



Public Works Department  
Bombay Presidency

Administration Report for the  
Year 1928-29

Part II

Irrigation Works

Accounts and Statistical Statements

[Price—Rs. 3 As. 9 or 6s. 3d.]

BOMBAY

PRINTED AT THE GOVERNMENT CENTRAL PRESS

1930

By the Superintendent, Government Printing and Stationery,  
through the High Commissioner for India, India House,  
London, W.C.2, or through any recognized Bookseller



Public Works Depart  
Bombay Presidency

# Administration Report Year 1928-29

Part II

Irrigation Works

**Accounts and Statistical Statements**

BOMBAY  
PRINTED AT THE GOVERNMENT CENTRAL PRESS  
1930

# CONTENTS

ing expenditure on irrigation works from R  
 ing expenditure on establishment in the Roads  
 ion Branches  
 ing expenditure on establishment in the Roads a  
 rrigation Branches

## NARRATIVE PORTION

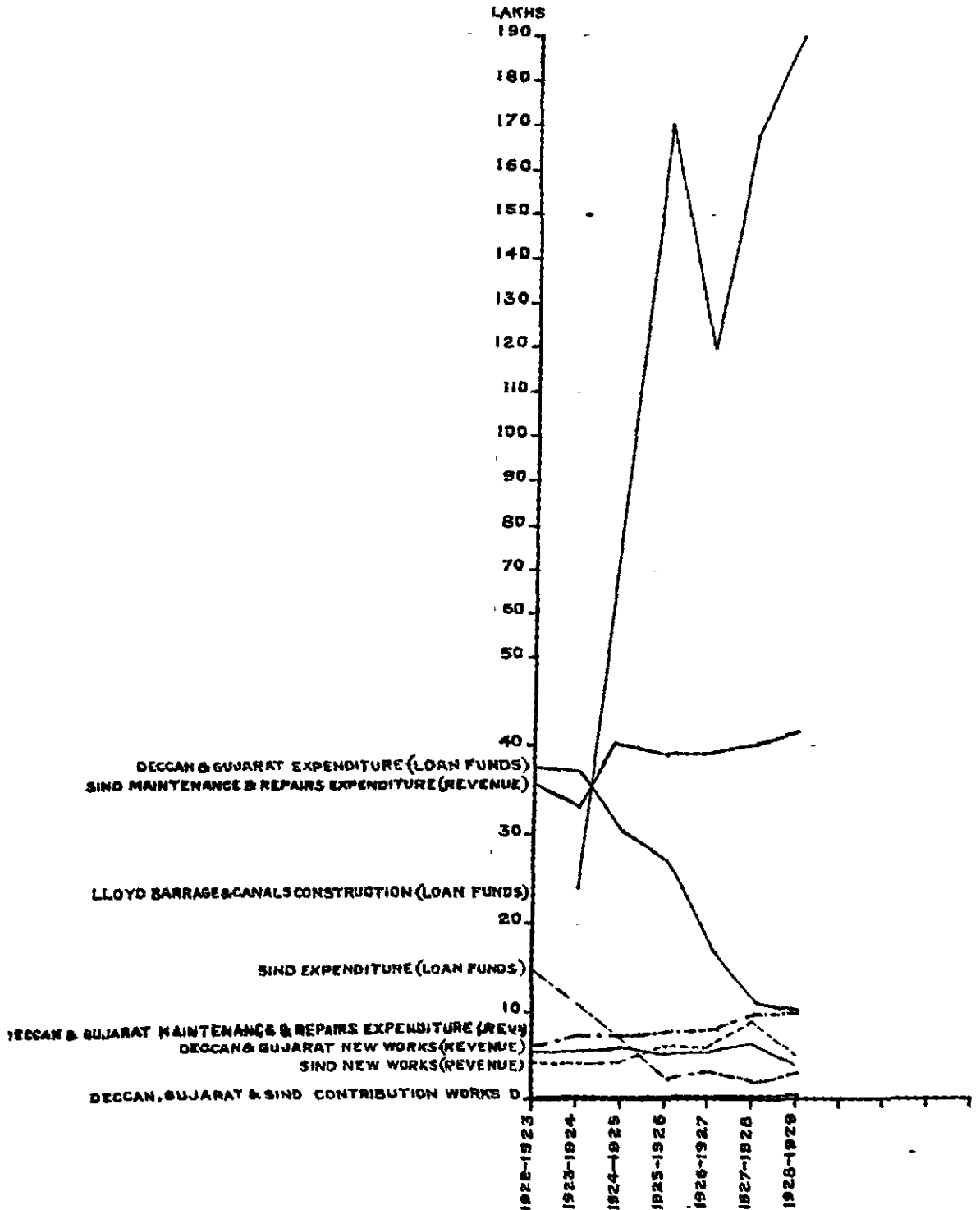
of Direct Expenditure .. .. .	..	..	..	
Works for which Capital Accounts are kept .. .. .	..	..	..	
Works for which no Capital Accounts are kept .. .. .	..	..	..	
of Irrigation .. .. .	..	..	..	
of inundation and rainfall .. .. .	..	..	..	
Right Bank Circle—				
Works for which Capital Accounts are kept .. .. .	..	..	..	vi-x
Left Bank Circle—				
Works for which Capital Accounts are kept .. .. .	..	..	..	x-xiv
Works for which Capital Accounts are not kept .. .. .	..	..	..	xiv
Protective Embankments .. .. .	..	..	..	xiv-xvi
River Commission .. .. .	..	..	..	xvi-xix
Barrage and Canals Construction—				
General remarks .. .. .	..	..	..	xix-xx
North-Western Circle .. .. .	..	..	..	xx
Eastern Circle .. .. .	..	..	..	xx-xxi
Chhri Canal Circle .. .. .	..	..	..	xxi
Western Nara Circle .. .. .	..	..	..	xxi-xxii
Hyd Barrage Circle .. .. .	..	..	..	xxii-xxiii
General items .. .. .	..	..	..	xxiii-xxiv
Miscellaneous .. .. .	..	..	..	xxiv
Madhya Pradesh and Gujarat—				
Western Circle—				
General remarks .. .. .	..	..	..	xxv
Works for which Capital Accounts are kept .. .. .	..	..	..	xxv-xxvii
Works for which Capital Accounts are not kept .. .. .	..	..	..	xxvii-xxix
Central Circle—				
General remarks .. .. .	..	..	..	xxix
Works for which Capital Accounts are kept .. .. .	..	..	..	xxix-xxx
Works for which Capital Accounts are not kept .. .. .	..	..	..	xxx
Irrigation Circle—				
General remarks .. .. .	..	..	..	xxx-xxxii
Works for which Capital Accounts are kept—				
(a) Works in operation .. .. .	..	..	..	xxxii-xxxv
(b) Works under construction .. .. .	..	..	..	xxxv-xxxvi
Works for which Capital Accounts are not kept .. .. .	..	..	..	xxxvi
Irrigation Development and Research Circle—				
General remarks .. .. .	..	..	..	xxxvi-xxxvii
Works for which Capital Accounts are kept—				
(a) Works in operation .. .. .	..	..	..	xxxvii-xxxviii
(b) Works under construction .. .. .	..	..	..	xxxviii
Southern Circle—				
(i) Works for which Capital Accounts are kept .. .. .	..	..	..	xxxviii-xxxix
(ii) Works for which Capital Accounts are not kept .. .. .	..	..	..	xxxix
Miscellaneous Scientific Works .. .. .	..	..	..	xxxix-xlii
River Gauging .. .. .	..	..	..	xlii
List of Technical Papers .. .. .	..	..	..	xlii-xliii

## CONTENTS

ADMINISTRATIVE ACCOUNTS	PAGE
Irrigation Department (Irrigation), Bombay	1-324
 IRRIGATION WORKS, DECCAN AND GUJARAT	
Statement I-A, showing size, command, length and cost of canals ..	326-3
Statement I-B, showing details of catchment area, storage, ..	332-35
Statement I-C, showing details of Irrigation Works for, and to end of, ..	336-34
Statement I-D, showing financial results of irrigation works for the year ending ..	348-353
Statement I-E, showing realizations under main heads of revenue and working ..	348-353
Statement I-F, showing general financial results of irrigation works for, and ..	354-357
Statement I-G, showing realizations during the year 1928-29 ..	358-363
Statement I-H, showing financial results of irrigation works for 1928-29 ..	364-369
Statement I-I, showing areas irrigated and average discharges and duty of ..	370-375
Statement I-J, showing water in regard to irrigation works during 1928-29 ..	370-375
Statement II-E, showing incidence of working expenses and assessed revenue on ..	376-379
Statement III-E, showing quantity and value of crops irrigated during 1928-29 ..	380-399
Statement IV-E—Comparative statement of irrigation and rainfall for the ..	400-40
Statement F, showing remissions on irrigation works for the year 1928-29 ..	406-407
Statement I-F, showing water rates per acre in force during 1928-29 ..	408-411
Statement G, showing areas and water-rate assessments during 1928-29 accord- ..	412-419
Statement H, showing operations of the year 1928-29 ..	420-425
 STATISTICAL STATEMENTS FOR SIND	
Statement I-A—Statement showing size, command, length and cost of canals ..	428-4
Statement I-B—Capital Account of irrigation works for, and to end of, 1928-29 ..	436-4
Statement I-C, showing the financial results of irrigation works for the year ..	444-451
Statement II-C, showing general financial results of irrigation works for, and ..	452-455
Statement III-C, showing general financial results of irrigation works for, and ..	456-4
Statement IV-C, showing the financial results of irrigation works for 1928-29 ..	458-4
General Abstract of financial results of irrigations works for, and up to end of, ..	462-4
Statement I-E, showing areas irrigated and discharges and duty of water in ..	484-
Statement II-E, showing incidence of working expenses and assessed revenue ..	486-4
Statement III-E, showing quantity and value of crops irrigated during 1928-29 ..	490-500
Statement IV-E, comparative statement of irrigation and rainfall for the year ..	502-507
 MAPS	
Map of Deccan and Gujarat ..	} At end of volume.
Index map of Sind ..	
Map of Sind showing all areas irrigated by existing inundation canals ..	
Plan of Sind showing all areas to be irrigated by Lloyd Barrage and New Sind ..	

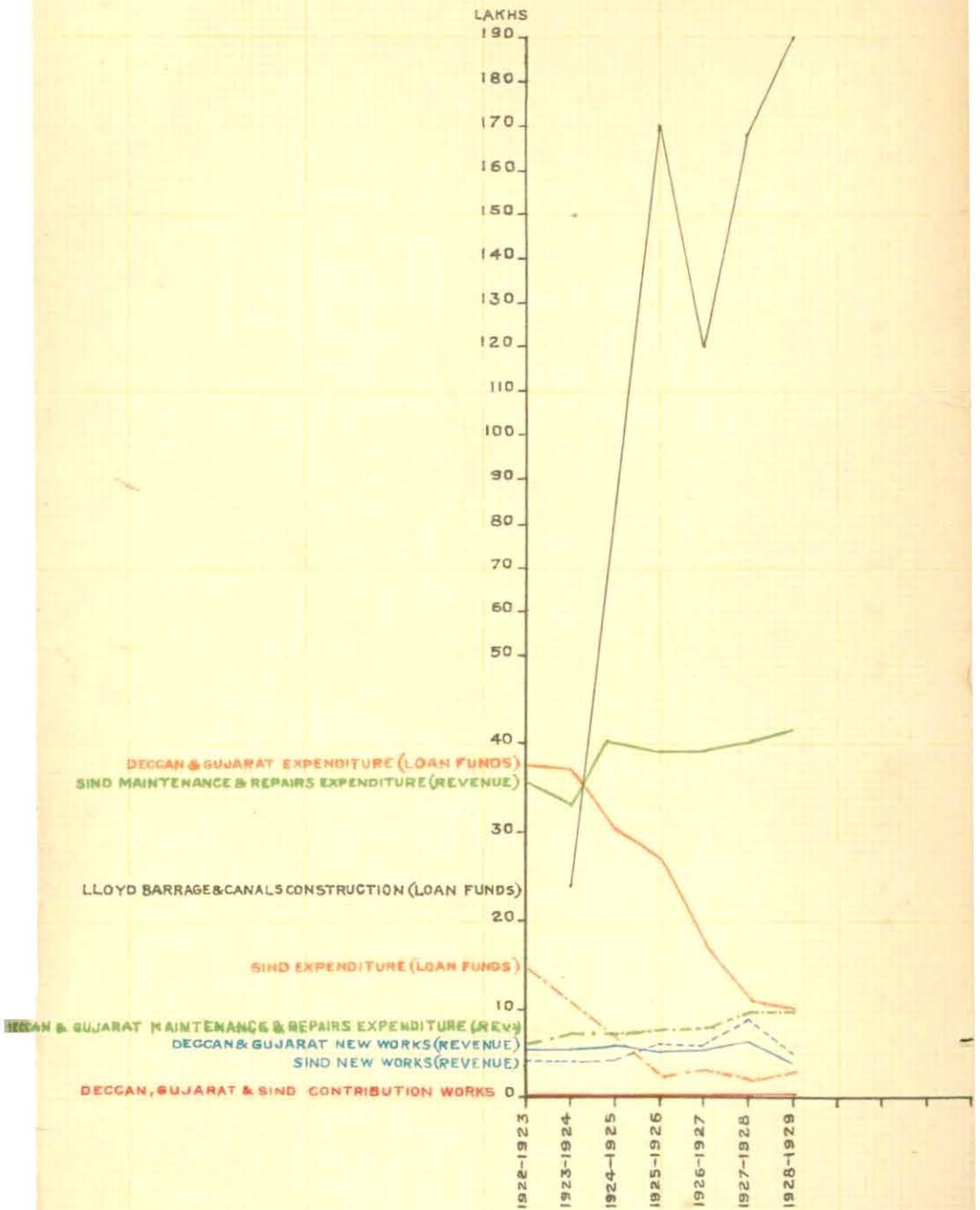


**DIAGRAM**  
**SHOWING**  
**EXPENDITURE ON IRRIGATION WORKS**  
**IN THE PUBLIC WORKS DEPARTMENT**  
**FROM**  
**LOAN FUNDS, REVENUE & CONTRIBUTION**



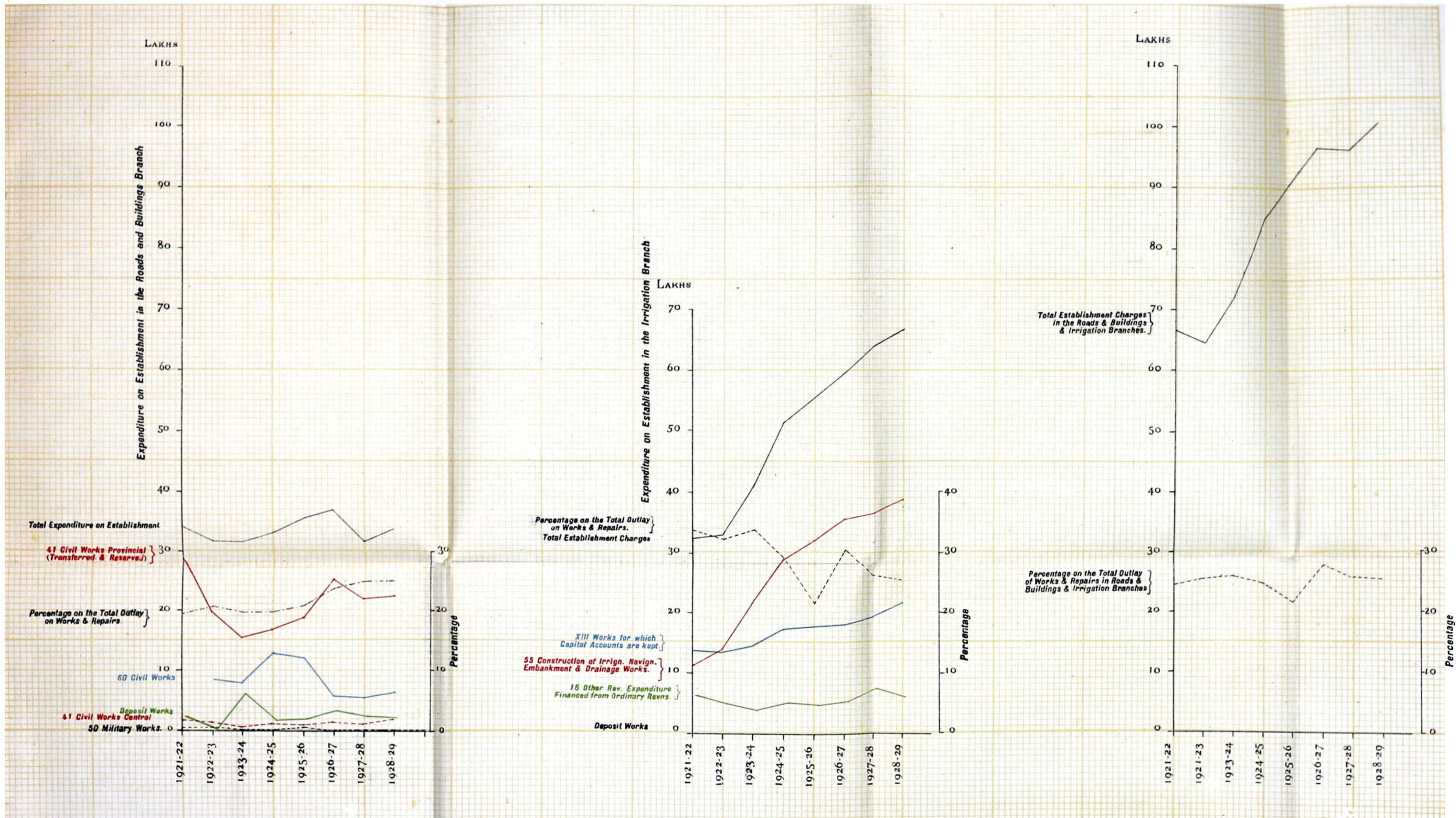
# DIAGRAM

SHOWING  
EXPENDITURE ON IRRIGATION WORKS  
IN THE PUBLIC WORKS DEPARTMENT  
FROM  
LOAN FUNDS, REVENUE & CONTRIBUTION





**DIAGRAM SHOWING EXPENDITURE  
ON ESTABLISHMENT  
IN THE  
ROADS & BUILDINGS & IRRIGATION BRANCHES  
OF THE  
PUBLIC WORKS DEPARTMENT  
AND  
PERCENTAGES TO THE TOTAL OUTLAY ON WORKS AND REPAIRS**





*Statement showing expenditure on establishment in the Roads and Buildings and the Irrigation Branches of the P. W. D. from the year 1921-22 to 1928-29 and percentage on the total outlay on works and repairs during that period in both the Branches.*

Expenditure on establishment in the Roads and Buildings Branch.							
Year.	41—Civil Works—Provincial (Transferred and Reserved).	60—Civil Works.	41—Civil Works—Central.	50—Military Works.	Deposit works.	Total.	Percentage on the total outlay on works and repairs in the Roads and Buildings Branch
1	2	3	4	5	6	7	8
1921-22 ..	Rs. 29,06,955	Rs. ....	Rs. 1,98,683	Rs. 45,258	Rs. 2,84,992	Rs. 34,35,888	19*26
1922-23 ..	20,14,640	8,34,450	1,78,163	71,481	77,143	31,75,877	20*79
1923-24 ..	15,84,488	8,10,645	67,892	38,560	6,88,354	31,89,939	19 88
1924-25 ..	16,89,892	12,25,632	1,19,721	27,862	2,52,556	33,15,663	19 67
1925-26 ..	18,89,417	12,05,078	1,01,876	69,049	2,58,535	35,23,955	20*66
1926-27 ..	25,30,286	5,97,486	1,68,896	5,882	3,94,389	36,96,939	23*76
1927-28 ..	21,99,448	5,59,107	1,49,132	5,042	2,97,270	32,09,999	24*56
1928-29 ..	22,40,393	6,56,713	2,29,540	2,240	2,56,180	33,85,066	25*03

Expenditure on Establishment in the Irrigation Branch.								
Year.	55—Construction of Irrigation Navigation Embankment and Drainage Works.	XIII—Works for which capital accounts are kept.	15—Other Revenue Expenditure financed from Ordinary Revenues.	Deposit Works.	Total establishment charges.	Percentage on the total outlay on works and repairs in the Irrigation Branch.	Total Establishment charges in the Roads and Buildings and Irrigation Branches.	Percentage on the total outlay of works and repairs in Roads and Buildings and Irrigation Branches
1	9	10	11	12	13	14	15	16
1921-22 ..	Rs. 11,53,734	Rs. 13,85,960	Rs. 6,68,651	Rs. 2,770	Rs. 32,11,115	33 59	Rs. 66,47,003	24 26
1922-23 ..	14,20,751	13,44,901	5,34,327	1,993	33,01,972	32*22	64,77,849	25*38
1923-24 ..	21,87,793	14,43,222	4,32,013	2,056	40,65,084	33*89	72,55,023	25 87
1924-25 ..	29,10,785	17,37,724	5,26,361	492	51,75,362	28*73	84,91,025	24*35
1925-26 ..	32,21,647	17,99,343	5,19,228	2,681	55,42,899	21*62	90,66,854	21 23
1926-27 ..	35,56,959	18,08,385	5,94,989	3,207	59,63,540	30*56	96,60,479	27*54
1927-28 ..	36,98,956	19,20,773	7,80,312	3,847	64,03,888	26 00	96,13,887	25 54
1928-29 ..	39,04,670	21,35,939	6,16,601	2,750	66,59,960	25*51	1,00,45,026	25 35

Note—The percentage of the establishment charges on the cost of works and repairs in the Irrigation Branch (column 14) is higher than that in the Roads and Buildings Branch (column 8). The reason is largely that the establishment charges in the Irrigation Branch include the cost of Special Revenue Establishment employed entirely on "revenue management" work on certain canal systems in Sind and the Deccan which has no connection with the execution of works and repairs, and that these charges also include cost of part of the time of irrigation establishment spent on revenue management including the control and distribution of water, which is debited in the accounts to "revenue management" and not to execution of works and repairs. If these establishment charges debited in the accounts to "revenue management" are deducted from the total cost of establishment in the Irrigation Branch the percentage on the cost of works and repairs will not be so divergent

# ADMINISTRATION REPORT OF IRRIGATION WORKS IN THE BOMBAY PRESIDENCY FOR 1928-29

## I—General.

### A.—DETAILS OF DIRECT EXPENDITURE.

1. In the year 1928-29 the direct expenditure (excluding collection charges) on all Irrigation Works throughout the Presidency amounted to Rs. 388 lakhs compared with Rs. 365 lakhs in the previous year, and Rs. 331 lakhs, the average.\* The total is classified and divided between the Presidency proper and Sind as follows:—

	Deccan and Gujarat.	Sind.	Total.
	Rs.	Rs.	Rs.
Works .. .. .	13,22,509	1,96,44,713	2,09,67,222
Repairs .. .. .	9,69,391	41,43,732	51,13,123
Establishment (including pensionary charges)..	20,17,216	55,74,868	75,92,084
Tools and Plant .. .. .	63,666	2,17,013	2,80,679
Other Charges .. .. .	20,827	....	20,827
Gratuitous Relief .. .. .	....	....	....
Suspense Account .. .. .	....	11,91,971	11,91,971
<i>Deduct—</i>			
Receipts and recoveries on Capital account..	—19,076	—1,22,003	—1,41,079
Do. do. on Revenue Account.	—1,728	—4,611	—6,339
Interest .. .. .	....	{ 48,01,262 } A—10,10,139 }	37,91,123
<b>Total ..</b>	<b>43,72,805</b>	<b>3,44,36,806</b>	<b>3,88,09,611</b>

2. The distribution of the above expenditure under several Irrigation heads is given below:—

Heads.	Amount.	Remarks.
	Rs.	
<i>Capital Account</i>		
Productive Works .. .. .	2,77,57,221	
Unproductive Works .. .. .	18,47,191	
<i>Revenue Account—</i>		
Productive Works .. .. .	31,87,267	
Unproductive Works .. .. .	31,46,505	
<i>Works for which no Capital Accounts are kept—</i>		
Works for which neither Capital nor Revenue Accounts are kept .. .. .	27,58,129	
<i>Irrigation Works—</i>		
Contribution Works .. .. .	23,356	
Miscellaneous Expenditure .. .. .	31,090	
15-B, Navigation, Embankment, etc. . . . .	58,852	
Famine Relief outlay on Irrigation Works .. .. .	....	
<b>Grand Total ..</b>	<b>3,88,09,611</b>	

\* In this Report whenever the "average" is referred to it is the average of the last three years, unless otherwise defined.

A. Interest met from the head "16" and "14" deducted.

**B.—FIGURES FOR WORKS FOR WHICH CAPITAL ACCOUNTS ARE KEPT.**

3. The receipts on Capital Irrigation Works compared with the year's working expenses show a profit of Rs. 34,25,700 and Rs. 15,04,279 in Sind and the Deccan and Gujarat, respectively. If, however, interest charges on works in operation are taken into account the result shows a profit of Rs. 18,78,375 for Sind and a loss of Rs. 7,36,496 for the Deccan and Gujarat.

Class of Works.	Direct receipts.	Indirect receipts	Total direct and in indirect receipts.	Direct expenditure.			
				Capital.	Working expenses (including the share of collection charges)	Total.	
	Rs	Rs	Rs	Rs	Rs	Rs	
<b>WORKS FOR WHICH CAPITAL ACCOUNTS ARE KEPT.</b>							
Productive ..	Deccan and Gujarat	4,762	9,810	14,572	....	6,783	6,783
	Sind	3,81,355	60,51,981	64,33,336	2,77,57,221	35,49,724	3,13,06,945
Unproductive ..	Deccan and Gujarat	32,71,853	11,338	32,83,191	16,06,273	17,86,701	33,92,974
	Sind	1,09,964	19,83,621	20,93,585	2,40,918	15,51,497	17,92,415
Total, Deccan and Gujarat		32,76,615	21,148	32,97,763	16,06,273	17,93,484	33,99,757
Total, Sind		4,91,319	80,35,602	85,26,921	2,79,98,139	51,01,221	3,30,99,360
Grand Total, Deccan and Gujarat and Sind, 1928-29		37,67,934	80,56,750	1,18,24,684	2,96,04,412	68,94,705	3,64,99,117
Grand Total average		35,84,992	68,71,503	1,04,56,495	2,43,54,681	60,66,579	3,04,21,260

4. The area irrigated by works for which capital accounts are kept was 3,743,000 acres which shows an increase of 163,000 acres as compared with the average. There was an increase of 204,000 acres in Sind and a decrease of 41,000 acres in Deccan and Gujarat as compared with the average.

Class of works.	Area.			Value		
	1928-29	Average	Difference.	1928-29.	Average.	Difference.
	Acres	Acres.	Acres.	Rs	Rs.	Rs.
<i>Productive.</i>						
Deccan and Gujarat	2,521	2,817	- 296	1,21,886	1,50,242	- 28,356
Sind	2,712,150	2,527,684	184,466	7,60,61,588	6,47,87,753	1,12,73,835
Total	2,714,671	2,530,501	184,170	7,61,83,474	6,49,37,995	1,12,45,479
<i>Unproductive</i>						
Deccan and Gujarat	229,023	270,142	- 41,119	2,50,73,063	3,84,01,626	- 1,33,28,563
Sind	799,729	779,631	20,098	3,21,55,570	2,29,56,737	91,98,833
Total	1,028,752	1,049,773	- 21,021	5,72,28,633	6,13,58,363	- 41,29,730
Grand total	3,743,423	3,580,274	163,149	13,34,12,107	12,62,96,358	71,15,749

C.—FIGURES FOR WORKS FOR WHICH NO CAPITAL ACCOUNTS ARE KEPT.

5. These are works for which neither Capital nor Revenue accounts are kept or miscellaneous works. The receipts on these works are principally in the form of a share of the land revenue and are termed "Indirect" and as such are book credits, so that figures of revenue appearing in the Finance Accounts, as distinguished from the statistical statements accompanying the Irrigation Administration Report, are very small, being for direct revenue only, viz., proceeds from sale of water, etc. The following statements give a comparison of the figures for this year and the average :—

Class of works.	Revenue.			Expenditure.	Net Revenue.
	Direct.	Indirect.	Total.		
	Rs.	Rs.	Rs.	Rs.	Rs.
WORKS FOR WHICH NO CAPITAL ACCOUNTS ARE KEPT					
Works for which neither Capital nor Revenue Accounts are kept. { Deccan and Gujarat	62,485	6,78,599	7,41,084	10,41,271	—3,00,187
{ Sind ..	21,522	10,41,218	10,62,740	18,79,575	—8,16,835
Total for 1928-29	84,007	17,19,817	18,03,824	29,20,846	—11,17,022
Average total ..	85,337	16,50,927	17,36,264	31,44,520	—14,08,256
Miscellaneous { Deccan and Irrigation Expenditure. { Gujarat.	..	....	....	31,676	—31,676
{ Sind ..	..	....	....	—586	586
Total for 1928-29 ..	..	..	....	31,090	—31,090
Average total .	..	.	....	85,342	—85,342
15—B, Navigation ..	611	..	611	58,852	—58,241
Grand total for 1928-29 ..	84,618	17,19,817	18,04,435	30,10,788	—12,06,353

Class of works.	Area.			Value of Crops.		
	1928-29.	Average.	Difference.	1928-29.	Average.	Difference.
	Acres	Acres	Acres.	Rs.	Rs.	Rs.
WORKS FOR WHICH NEITHER CAPITAL NOR REVENUE ACCOUNTS ARE KEPT.						
Deccan and Gujarat .	164,756	158,315	6,441	83,14,756	82,07,792	1,06,964
Sind .. ..	68,885	78,629	—9,744	17,85,543	22,25,110	—4,39,567
Total .	233,641	236,944	—3,303	1,01,00,299	1,04,32,902	—3,32,603

## D.—REVIEW OF IRRIGATION.

*Description of Irrigation.*

6. The irrigation works are divided into two distinct spheres, viz., (1) Sind and (2) Deccan and Gujarat.

*Sind.*

7. The Province of Sind is situated beyond the influence of the south-west and the north-east monsoons, and in consequence its rainfall is normally small and unreliable. Unlike the greater part of India therefore, the area of cultivation in Sind that depends upon rainfall is insignificant. The river Indus, however, brings down abundant supplies of water, the discharge rarely falling below 22,000 cusecs, while the average is as high as 110,000 cusecs. From where it enters the Province of Sind, the river is generally in deltaic formation, flowing along an elevated ridge formed by its own alluvial deposits. The indigenous system of irrigation by inundation canals takes advantage of this physical peculiarity. The device is primitive; a cut is taken out from the river and, after a short distance the canal turns to a course parallel to the river commanding the low-lying lands falling away from the marginal ridge. These old irrigation works have been improved and extended. Scientific methods have been introduced into the design and control of the canals, and many of them have been provided with head regulators. But there are inherent defects in this method of irrigation. The cultivation at present dependent on river inundations is principally *kharif*, and even this is subject to insecurity of supply due to fluctuation in the river water levels; the low water supplies in the winter season can be tapped only to a small extent and largely run to waste in the sea. When the Lloyd Barrage and Canals scheme, now under construction, comes into operation perennial irrigation will displace the present precarious inundation supply throughout the large portion of Sind which will be commanded by this scheme.

*Deccan and Gujarat.*

8. In the Deccan and Gujarat rainfall is ordinarily available for agricultural operations but it is often precarious in quantity and its incidence cannot be relied on. Tanks and canals provide irrigation to valuable crops, such as sugarcane, and they also afford supply to other crops when the rainfall is deficient or irregular. The irrigation works in the Bombay Deccan are fundamentally different from those in Sind, the Punjab, Egypt or Mesopotamia, where wide alluvial plains have been formed by very large deltaic rivers in perennial flow. The Bombay Deccan consists of a sloping tableland running eastward from the ridge of the principal geographical feature of Western India, the Western Ghats, running parallel to the sea-coast at a distance from it of 50 to 100 miles; precipitous on the western side they fall away more gradually to the East. The heaviest rainfall occurs on the peak of the ghat ridge, where anything up to 250 inches or more of rainfall is recorded in the four monsoon months. The intensity of the rainfall decreases very rapidly however eastward



from the main ridge, diminishing to a figure of 20 or 25 inches at a distance of 100 or 150 miles east of the ghats. The rivers in the Bombay Deccan have their source in the valleys and slopes of the ghats, flow in an eastward direction, and they are dry, or practically so, for seven or eight months of the year. The watershed of the ghats divides the rainfall, the smaller portion falling westward into the Indian Ocean, and the remainder flowing through the long lengths of tortuous rivers to the east, eventually finding egress to the sea on the south-eastern coast of the peninsula. These rivers are in flow during the monsoon months only, and if no artificial means of conserving their waters were provided, the whole monsoon rainfall would be wasted, so far as the Bombay Deccan is concerned.

9. The large irrigation systems in the Deccan are all of the same type. Each depends upon a storage lake near the head of one of the river valleys where sufficient water is collected during the monsoon to afford irrigation to the country on either side of the river-valley below.

#### *Inundation and Rainfall in Sind.*

10. The inundation of 1928 was fairly good. The rainfall during the season was very scanty and was not of material benefit to the crops.

#### *Irrigation and Rainfall in Deccan and Gujarat.*

11. The rainfall of the year was on the whole satisfactory in the Deccan. In Gujarat the rainfall, though not above the average, was well distributed.

#### *Area irrigated and gross revenue.*

12. The total area irrigated in Sind during the year was about 3·6 million acres as against 3·4 million acres in the previous year and the gross revenue amounted to Rs. 95·9 lakhs as against Rs. 78·0 lakhs for 1927-28.

13. The total area irrigated in the Deccan and Gujarat was 396,000 acres against 411,000 acres in the previous year and the gross revenue amounted to Rs. 40·3 lakhs as against Rs. 43·5 lakhs for 1927-28.

## **II—Sind.**

### **1. NATURE OF INUNDATION AND RAINFALL.**

#### *Inundation.*

14. The inundation of 1928 was fairly good in spite of the fact that the fair irrigating level of 13 feet on Bukkur gauge was first reached as late as 28th July and was maintained for 11 days only during the season as compared with 21 days in 1927, 44 days in 1926 and 32 days, the average. During the last week of June and the first week of July the river was low but it maintained a level during the remainder of the season which adequately met the general requirements of irrigation, and the late rise in September resulted in the kharif crops being adequately matured

and giving exceptionally good out-turn. The fair irrigating level of 17 feet on Kotri gauge was first reached as early as 15th of June and was maintained for a period of 85 days against 47 days in 1927, 68 days in 1926, 76 days in 1925, and 64 days, the average. The highest levels recorded on Bukkur and Kotri gauges during the year were 14·2 feet and 19·3 feet on 1st and 6th August 1928, respectively, as compared with 15·3 feet and 21·5 feet in 1927 and 17·9 feet and 23·8 feet, the maxima recorded on these two gauges.

### *Rainfall.*

15. The rainfall during the season was very scanty and was not of material benefit to the crops.

## 2. INDUS RIGHT BANK CIRCLE.

### *Works for which Capital Accounts are kept.*

#### *Desert Canal.*

16. The Desert Canal was opened on the 27th May. The head of the dhand feeding this canal silted up, resulting in a low water level in the canal and a corresponding deficient supply. A groyne was constructed across the dhand in September, which helped the late supply considerably. A new head was provided to the canal during the working season. The full supply level of 9 feet was maintained for three days during the season, against 17 days last year. The canal system, however, worked fairly satisfactorily. All the crops were saved by constant and judicious rotations and with the aid of the unusual rise of the river in September.

17. The Adiwah started flowing on 6th June. Owing to the low river it ceased to operate from 30th June to 3rd July. Water from the Shahwali dhand was let into this canal on 28th July and with this help supplemented by hill torrents the canal flowed up to the 15th of September. The full supply level of six feet was obtained on 30th August and maintained for one day only.

#### *Unharwah.*

18. The canal was opened on 29th May. The full supply level of nine feet and over was maintained for 70 days against 43 days last year. The canal system worked very satisfactorily and kept flowing up to one foot reading on Bukkur gauge.

19. The Tangwani Branch was moduled and a cross regulator at mile  $9/4$  of the Nasirwah was constructed during the year.

#### *Begari Canal.*

20. The Begari Canal was opened on the 29th May. The full supply level was obtained for 48 days. The canal stopped flowing on the 4th November with a gauge reading of 0·2 foot at the head regulator and 1·7 feet at Bukkur. The canal system worked satisfactorily. Gates with

locking arrangements were provided on all the sluices between miles 31 and 76 of the canal. These sluices were operated during the inundation season from 10th July to 11th September by rotations of four days closure and eight days free flow alternately with the result that the tail canals, Idan and Sir received an excellent rotational supply throughout the season. The new head of the Begari canal was widened from 120 feet to 142 feet and its bed lowered to correspond to about zero of Bukkur gauge.

#### *Mahiwah.*

21. The canal was opened on the 30th May. It flowed for 145 days against 114 days in the previous year. It ceased flowing on 11th November. The canal system worked satisfactorily.

22. The Masuwah was opened on 30th May. Owing to the unfavourable set of the river at the head of the dhand feeding this canal it did not work satisfactorily and it was given supplementary supply from Mahiwah.

23. The Maharowah was opened on 2nd June. It stopped flowing on the 24th June and again flowed on the 4th July. It finally ceased to flow on the 16th September. It thus flowed for 96 days against 88 in the previous year.

#### *Sheharwah.*

24. The canal was opened on the 30th May and stopped flowing on the 30th September. It worked well during the year.

#### *Sind Canal.*

25. The Sind canal was opened on the 15th May with a gauge reading of 9'3 feet at the Colonel Fife's Regulator and flowed for 149 days against 110 days in the previous year. The supply was good throughout the season except in the month of July when the river was low. The groynes constructed above the head regulator induced scour in the canal bed lowering it by about a foot with resulting increased and protracted supply in the canal.

#### *Rajib, Chitti and Garang Canals.*

26. The Garang and Chitti take off from the Sukkur Canal feeder and the Rajib direct from the Indus. The Garang was opened on the 31st May with a gauge reading of 1'8 feet at its head. Owing to low river it ceased to flow from the 24th June to the 4th of July and from the 8th to the 26th of August. It finally ceased flowing on 18th September. The crops suffered to a great extent owing to the low river but they were helped by rotations. The Chitti commenced flowing on the 30th May and ceased to flow on the 23rd September. The canal worked much better this year than in the previous 3 or 4 years, as a result of improvements carried out. The Rajib was opened on the 23rd May. There was fairly good supply in the canal during the season. It ceased flowing on the 28th September.

### *Garkino Canal.*

27. The Garkino Canal was opened on the 6th June and ceased to flow on the 13th September. The canal did not work well. The dhand from which this canal derives its supply silted badly and had to be cleared.

### *Ghar Canal.*

28. The Ghar Canal was opened on the 1st June. It was fed from the Arab Dhoro which had been widened from 96 feet to 120 feet. The river at the head of the Dhoro was not so favourable as last year. There was erosion along the right bank and the main current shifted towards the centre of the river at the head of the Arab Dhoro, causing the formation of "Kacha" in front of it. The maximum gauge reading obtained during the year at the head of the canal was 10·4 feet, against 11·4 feet of last year and 11·0 feet, its full supply level. The average discharge for the period 15th June to 15th September was 3,005 cusecs as compared with 2,531 in the previous year. A very acute bend in the canal from mile 13/3 to 18/7 was cut out reducing the length of the canal by about four miles with considerable benefit to the main canal and its branches taking off below this cut. The canal system on the whole worked very satisfactorily.

29. The Fordwah was opened on the 7th June. It worked satisfactorily throughout the abkalani, the average daily discharge from 15th June to 15th September being 4,140 cusecs, against 2,731 cusecs obtained last year.

30. The Naurang and Nurwah branches into which the Ghar bifurcates worked satisfactorily. The tail of the Nurwah worked much better than in previous years, there being no deficiency this season. Some of the very sharp bends in the Naurang were either entirely removed or eased off and deflecting groynes were constructed above the curves to divert the current. This resulted in a very good improvement in the working of the canal.

31. The Gath and Chilo branches of the Naurang canal worked satisfactorily and there were no complaints of deficiency of water.

32. The Kur Dato and Nasrat Kado canals did much better than in previous years. Rotations were resorted to when necessary to save standing crops and to give rabi floodings.

### *Sukkur Canal.*

33. The Sukkur Canal has two heads, one for Kharif supply, called the Rahuja head, and the other for Rabi known as the Old head. The former takes its supply from a channel called Dhoro "A" which takes off from the river about 15 miles north of Sukkur. The latter head for rabi takes off direct from the river just above the Sukkur Railway Bridge. The river at the head of Dhoro "A" receded this year towards its left bank with adverse effect to the Sukkur Canal. As the result, the full supply level of 17·0 feet required at the Shikarpur Bridge gauge, was never obtained throughout the season. The dhoro which had been

further widened this year gave an average discharge of 2,284 cusecs in the canal for the period 15th June to 15th September, against 2,060 cusecs obtained last year and the designed discharge of 2,500 cusecs. The canal was widened from 60 feet to 77 feet in the length between the Rahuja Regulator and the Fall Regulator at Lalmashak and from 40 feet to 50 feet from the Fall Regulator up to the Shikarpur Road bridge. A number of small bends in the canals were also eased off and deflecting groynes were constructed above curves. These improvements resulted in the entire Sukkur canal system with the exception of the upper portion above Allahdadani, working well in spite of the unfavourable set of the river at the head of Dhoro "A." The Dhoro "A" was opened on the 30th of May and the Rabi Head on the 30th of September. The canal stopped flowing on the 30th December. Owing to the river having receded from the head of Dhoro "A" a new head has been excavated this year, taking off about 3 miles below the take-off point of Dhoro "A".

#### *Western Nara.*

34. The Western Nara canal was opened on the 15th May with a gauge reading of 9·0 feet at its head, corresponding to 8·1 feet at Bukkur. It flowed at full supply level of 12·8 feet and over for 35 days during the season against 28 days in the last year. The canal worked very satisfactorily and all the crops along it were fully matured. Owing to the excessive draw-off in the upper portion, the usual deficiency below mile 61 occurred and rotations were resorted to. The main current of the river at the head of this canal has moved over to the left bank. The canal now gets back-water from the feeder dhand.

35. The Pritchard canal flowed from the 26th May to the 19th November. The maximum discharge obtained was 2,404 cusecs against the designed full supply discharge of 2,000 cusecs. The average discharge during the 4 abkalan months was 1,668 cusecs. The canal worked satisfactorily and materially assisted the lower Nara and its branches below the 94th mile.

#### *Pinyari Canal.*

36. This canal was opened on the 15th May with the Kotri gauge reading 12·7 feet. It maintained its full supply level for 59 days as compared with 52 days last year. The canal ceased to flow on the 7th October and with its branches worked very satisfactorily throughout the season. There was a change in the river course at the head of the canal. A new head was therefore constructed. A project for remodelling the whole system is under preparation.

#### *Baghar Canal.*

37. This canal commenced flowing on the 2nd of March with Kotri gauge at 8·5 feet. By the construction of a head regulator and bunds on both sides of the canal, the tract under its command has been much relieved from floods. It ceased to flow on the 13th October with the gauge at Kotri reading 11·7 feet. The Baghar canal is an old deltaic

arm of the river following an extremely tortuous course. A project for remodelling the system is under contemplation.

#### *Kalri Canal.*

38. This canal flowed from the 18th May to the 9th October. The full supply level of 12 feet was maintained for 16 days only against 42 days during the last year. The canal system on the whole worked satisfactorily. A project for entirely remodelling this system is under consideration.

#### *Sattah Canal.*

39. This canal commenced to flow on the 16th May, but owing to the low level of the river, its full supply level was never attained. The deficiency at the tail of this canal, due to excessive draw-off in the upper reaches, was met by rotations. A project for remodelling this canal is under consideration. The river at the head of the canal changed its course this year and necessitated a new mouth which was constructed.

### 3. INDUS LEFT BANK CIRCLE.

#### *(i) Works for which Capital Accounts are kept.*

40. The canals in the Indus Left Bank Circle fall under two groups, viz. (a) Eastern Nara system and (b) Canals taking off direct from the Indus.

Under (a) are the Nara river and the Jamrao, Mithrao, Khipro, Thar and Hiral canals all of which, except the Khipro canal which flows during the inundation only, are semi-perennial. The Thar and Hiral canals are, however, closed on the 1st December every year.

Under (b) are the Dad, Nasrat, Fuleli, Hassanali and a large number of small canals which are classed as inundation canals. The Fuleli receives a very fair rabi supply.

#### *(a) EASTERN NARA SYSTEM.*

##### *Nara Supply Channel.*

41. The Nara Supply Channel is an artificial cut 12 miles in length, taking off the river on its left bank above Rohri and joining the Nara, an ancient course of the Indus. Its discharging capacity is about 20,000 cusecs during high inundation. The Nara river below the Supply Channel has no regular banks and as soon as the discharge in it exceeds 5,000 cusecs the water begins to overtop the banks being contained by the Flood Diversion Bund on the East and the hills on the West. The Eastern Nara Supply Channel worked satisfactorily during the season showing a slight improvement on the previous season as the new cuts proved beneficial. Water touched the Flood Diversion Bund from mile 0 to 2 on the front side and in gaps Nos. 8, 10, 11 and 12 on the rear (Nara) side. As the Kasimpur Bund has been extended spill from the Indus will be largely excluded from this Bund now.

42. The maximum gauge reading on the Head Regulator was 20·8 feet upstream and 20·6 feet downstream on the 1st August.

43. The area irrigated was 38,095 acres.

#### *The Nara.*

44. The length of the Nara from the outfall of the Nara Supply Channel to the Jamrao head works is about 96 miles and from the Jamrao head to the Thar weir 107 miles. It commands over 500,000 acres of culturable land. The area cultivated during the year was about 59,302 acres, against 52,939 acres in the previous year and 49,663 acres, the average.

45. The Makhi Dhand is situated above the Mithrao head. As there was no surplus supply in the Nara no escape water was allowed to flow into this dhand. Due to this and want of good rains the dhand remained dry.

#### *Jamrao Canal.*

46. The Jamrao and branches were maintained in good order. The maximum and minimum discharges above the Nara weir were 8,267 cusecs on the 5th August 1928 and 255 cusecs on the 8th February 1929, respectively.

47. The rainfall during the year was good in the Northern Jamrao Canal Division and was generally well distributed and beneficial in the later stages of kharif. The area cultivated during the year was 214,174 acres against 197,910 acres in the previous year and 203,765 acres, the average. The area under cotton during the year was 129,041 acres against 84,758 acres in the previous year and 102,051 acres, the average. The total area cultivated under Adhawa crop was 6,384 acres against 14,966 acres cultivated in the previous year.

48. The kharif area sown was 183,020 acres against 172,057 acres in the previous year. The area sown under rabi was 29,498 acres against 25,853 acres in the previous year.

#### *Mithrao Canal.*

49. The Mithrao canal is a perennial canal taking off from the Nara above the Makhi Regulator. The canal worked with rotations throughout the season.

50. The Makhi Left Distributary and Chotiari Minor worked satisfactorily. The Makhi Right Distributary worked as an inundation canal as usual.

51. The 9th mile right and left bank branches worked well. The 9th mile left bank branch was regraded and all the karias thereon were moduled. The tail of the branch is now getting a good supply. The Santor minor which takes off from the 9th mile left bank branch worked fairly well.

52. The Kandhari minor which takes off from the 9th mile right bank branch worked fairly well. Regrading of this minor carried out last year has improved its working considerably.

53. The 30th mile left bank distributary worked satisfactorily. The 30th mile right bank distributary which is practically a lift canal worked fairly satisfactorily. The 45th mile right and left bank distributaries worked very satisfactorily during the year.

54. The area cultivated on the Mithrao was about 118,793 acres as compared with 116,288 acres in the previous year and 108,926 acres, the average.

#### *Thar Canal.*

55. The Thar canal was opened on the 14th May. Owing to deficiency of supply and the late rise of the river, water was distributed rotationally. The 3rd and 7th mile distributaries worked satisfactorily.

56. The cultivation during the year was about 31,366 acres, against 33,803 acres last year and 37,590 acres, the average.

#### *Hiral Canal.*

57. This canal was opened on the 14th May. Rotations were resorted to.

58. The cultivation during the year was about 9,767 acres, against 12,223 acres last year and 12,256 acres, the average.

#### *Khipro Canal.*

59. The Khipro canal takes off from the right bank of the Nara at mile 66. It is purely an inundation canal. It was opened on the 27th May with a gauge reading of 1.4 feet at the head. The highest gauge reading this year at its head was 3.15 feet.

60. The cultivation during the year was about 3,677 acres, against 5,394 acres last year and 5,193 acres, the average.

### (b) CANALS TAKING OFF DIRECT FROM THE INDUS.

#### *Nasrat Canal.*

61. The new cut to Lundi worked excellently and even better than in the last year. Its bed level was originally designed to correspond with 2.0 feet at Bukkur but, due to considerable bed scour and some changes in the river at its head, it actually flowed until Bukkur was minus 2.0 feet.

62. The Nasrat canal was opened on the 16th May and was banded at the head as late as the 9th February. In spite of the ordinary character of the inundation it worked exceedingly well. The canal from the very beginning of the abkalani gave enough water for the requirements of all its reaches from head to tail.



63. The cultivation on the canal during the year was about 110,331 acres, against 97,458 acres last year and 93,158 acres, the average.

*Dad Canal.*

64. The canal was opened on the 1st of June and ceased flowing on the 16th October. The river rose early so that the canal flowed at full supply level from the 5th June. In the end of June and beginning of July when the river was low the canal supply was deficient and consequently rotations were carried out on intermediate regulators. The canal got its full supply level for 88 days in the season, as compared with 53 days of the last year.

65. The cultivation during the year was 121,338 acres, against 116,553 acres last year and 117,858 acres, the average.

66. The Ren distributary takes off from Dadwah at mile 47/4, right bank, and irrigates most of the tract formerly irrigated by Renwah and other canals. The distributary is given full supply level by closure of the cross regulator at mile 50 of Dadwah and has the advantage of rotations when the supply in it is sufficient and the water level low. The total length of the distributary including the minors is 38.4 miles. It is provided with three regulators. The supply on the whole was satisfactory and the crops were fully matured.

67. The cultivation during the year was 9,500 acres, against 9,256 acres during the previous year.

*Naulakhi Canal.*

68. The old head having failed last year a new head was excavated. It was opened on the 25th of May and stopped flowing on 18th October. It worked satisfactorily.

69. The area cultivated during the year was 51,797 acres, against 51,837 acres last year.

*Dambhro Canal.*

70. The canal was opened on the 1st of June and ceased flowing on the 30th September. It worked well and got its full supply level for 54 days.

71. The area cultivated during the year was 15,304 acres, against 15,601 acres last year.

*Fuleli Canal.*

72. The new Fuleli takes off from the river near Jamshora village, 5½ miles from Hyderabad. The canal is an old tributary of the Indus and is 81 miles in length. It has 3 regulators one at the head, the 2nd at mile 46 at Alipur and the 3rd at the tail. The head is very favourable and flows with 2 feet gauge reading at Kotri and it thus obtains a very fair perennial supply.

73. The observed maximum and average discharges were 10,900 cusecs and 4,124 cusecs, respectively.

The Mithnawah and the Shadiwah Distributary Left, which had been remodelled and moduled in the previous year, worked satisfactorily.

74. The old Fuleli takes off from the river about 8 miles to the north of new Fuleli, which it joins near Hyderabad. There is no head regulator to this canal but there is a cross regulator in 9th mile at Nareja. It was opened on the 23rd May and continued to flow up to the 11th October.

75. The area irrigated by the Fuleli canal system during the year was 458,833 acres, against 437,788 acres, the average.

#### *Hassanali Canal.*

76. The Hassanali canal takes off from the Indus near Katiar and commences to flow when Kotri reads 9·0 feet. It is designed to obtain full supply level when Kotri reads 16·0 feet. The length of the canal is 31 miles. There is a large cut-off at the head regulator during *abkhalani*, usually for a long period, with the result that heavy silting occurs in the portion above the head regulator but it usually scours away towards the end of the *abkhalani* with the falling river. The canal flowed with full supply level practically throughout the season.

77. The area irrigated during the year was 24,512 acres, against 20,120 acres, the average.

#### *Other Canals in the Fuleli Canals Division.*

78. The canals in the Hyderabad Sub-division and in the Guni Katiar Sub-division worked well.

#### *Canals in the Hyderabad Canals Divisions.*

79. The following canal systems come under this Division:—

- (1) Alibahar Kacheri.
- (2) Great Marakh.
- (3) Nasirwah.
- (4) Sarfraz.
- (5) Gharo Mahmudo.
- (6) Kari Shumali.

These canal systems worked satisfactorily, with the exception of some branch canals in which there was some deficiency at the tails, but the crops were saved by carrying out internal rotations and clearance of silt during the inundation.

80. The cultivation in the whole Hyderabad Canals Division was 257,807 acres, against 275,979 acres last year and 275,196 acres, the average.

#### *(ii) Works for which Capital Accounts are not kept.*

81. The Mehrab canal in the Nasrat Canals Division worked well throughout the season. The Renwah and other canals in the Hyderabad Canals Division worked fairly well.

### 4. PROTECTIVE EMBANKMENTS.

#### *Kashmor Bund.*

82. Spill water touched the Haibat Loop, Gouspur Loop, 1896 Loop, Tori Loop and New Tori Cross Bund on the 2nd, 12th, 15th and 12th

June, respectively. With the rise of the river, the spill-water was continuous all along these bunds until the fall of the river in September. All the bunds withstood the flood pressure safely. The New Emergency Loop in front of Gouspur Loop has been reconditioned this year.

*Bunds in the Shikarpur Canals Division.*

83. There was active erosion opposite miles 24 to 30 of the Sukkur Begari Bund. A back loop behind miles 24/4 to 28/4 was therefore constructed. The dhand at the head of Colonel Fife's Channel has now become the main river and there is danger of the front Sukkur Begari Bund being eroded in its length miles 22 to 24. As the retired Adartakio Loop has not been wetted for many years, a trenching bund in miles 1 to 3/6 was constructed this year for wetting this loop by means of a pumping plant installed on the Sind Feeder. All the bunds in this Division withstood the flood pressure safely.

84. The old Kasimpur Bund was this year reconditioned and extended to meet the Koraiwah at mile 17/0. The right bank of Koraiwah from mile 17/0 to 11/6, i.e., up to the existing Nabishah Bund, has been raised and strengthened to standard section in order to exclude the floods from the Eastern Nara.

*Bunds in the Ghar Canals Division.*

85. Owing to the set of the river being towards its right bank, opposite mile 17 of the Saidabad-Jhalli Bund, half a foot higher level of water than that of the last year stood against the major portion of this bund this year.

86. Owing to very active erosion opposite Mitho Phulloo Bund a retired loop about 7 miles in length, called the new Agani Loop, was constructed.

*Bunds in the Western Nara Division.*

87. Dangerous portions of the bund were artificially wetted through karias before the river spill water touched them. The water level against the bund this year was lower than in any of the past 10 years, except in the portion miles 19 to 24, in which length only it was a little higher, due to the pocket formed by the newly constructed right bank of the new feeder to the Nara.

*Bunds in the Karachi Canals Division.*

88. Owing to the low level of the river very little pressure was felt against the bunds in this Division. The bunds were thoroughly wetted. There was active erosion opposite Juna Thahimani Loop and it was feared that unless the river changed its course, a retired loop would be necessary. The river here was forming a horse-shoe bend which extended to a curve of about 8 miles. A cut 928 feet long and 50 feet wide was excavated across the neck of this horse-shoe bend to divert the river, which is now flowing through this cut, having left the old course as a dhand.

*Bunds in the Nasrat Canals Division.*

89. All the bunds in the Nasrat Canals Division were maintained in good condition. At the end of August active erosion commenced opposite the 2nd mile of the new left bank river embankment. Arrangements were made to strengthen the right bank of the Dad canal behind the river bund where there was likelihood of active erosion, as a second line of defence to protect the country in the event of an emergency. Construction of the new Left Bank River Embankment, 23 miles long, was in progress.

*Bunds in the Hyderabad Canals Division.*

90. The Saidichar and Ren Bunds are the only two bunds in this Division. The existing Ren Bund was extended and connected with the Mikaro Bund in the Nasrat Canals Division during the year. The Ren Bund which protects the country served by the Ren distributary ex. Dad is 3 miles and 3 furlongs in length. The Saidichar bund is only 3 furlongs in length and serves to protect the country near Sakrand from being flooded by the escape water from the Dad Canal. No leaks or breaches occurred in these bunds.

*River Bunds in the Fuleli Canals Division.*

91. The river bunds in the Fuleli Canals Division are not continuous, being in detached lengths where the country is low.

92. The following works were carried out during the year.

Name of work.	Outlay. Rs.
(1) Raising and strengthening the Hajipur Bund ..	78,838
(2) Raising and strengthening Gidu Malh Bund and resectioning its pitching .. ..	21,756
(3) Raising and strengthening Jamshora Loop ..	10,296
(4) Raising Ghallian Bund to 4 feet free board mile 2 to 4/4 .. ..	5,310
(5) Constructing new double juck Muhari on the rear slope of front Hajipur Bund mile 0/1 to 2/1.	11,757
(6) Reinforced brick pitching at mile 3/1 of Jamshora Front Bund .. ..	958
Total ..	1,28,915

5. INDUS RIVER COMMISSION.

*Indus River Commission Works and their classification.*

93. The expenditure on all the works, including surveys carried out under the direct supervision of the Chief Engineer in Sind, during the year under report was charged to "15-Other Revenue Expenditure financed from Ordinary Revenues—Works for which neither Capital nor Revenue Accounts are kept."

*Survey of the Indus.*

94. The main course of the River, commencing at a point opposite Rojhan above Kashmir down to the bifurcation at the delta and portions of the two branches below the bifurcation, viz., 20 miles of the Hyderi and 6 miles of the Ochito, were surveyed and plotted. The total length of the traverse survey done during the year was 939 miles as compared with 1,210 miles last year.

*Demarcation of District and State boundaries.*

95. The demarcation of the boundary between British Territory (Ulra Jagir) and the Khairpur State was carried out. The District boundaries were also maintained by clearing the base lines of jungle.

*Gauge Readings.*

96. The daily observations of discharges of the River Indus were continued at Mithankot, Sukkur and Kotri as usual. In addition observations were commenced at the following 3 new sites :—

- (1) Rajo near Jherruck on 16th December 1928.
- (2) Panjnad at Daka on 19th December 1928.
- (3) Indus at Daka on 17th December 1928.

*Scientific Works and discharges of the Indus.*

97. The discharge and other scientific observations were continued at Sukkur and Kotri as usual, the results of which will be published in the Indus River Commission Records. The total monthly discharge at Sukkur during the inundation season and the maximum, minimum and average discharges of the year, compared with the results of the previous four years, are as follows, rounded to 3 or 4 significant figures :—

Month	1924-25	1925-26	1926-27	1927-28	1928-29
	Cusecs.	Cusecs.	Cusecs.	Cusecs.	Cusecs.
June† .. ..	5,450,000	7,190,000	5,010,000	4,120,000	9,171,000
July† .. ..	13,830,000	13,180,000	8,560,000	9,880,000	11,102,000
August† .. ..	17,430,000	15,100,000	14,900,000	14,550,000	10,348,000
September† .. ..	10,660,000	5,830,000	10,750,000	6,310,000	7,820,000
Total .. ..	47,370,000	41,300,000	39,220,000	34,860,000	38,441,000
Average discharge ..	388,000	338,000	321,000	286,000	315,000
Maximum discharge ..	750,000*	645,000	607,000	625,000	477,000
Minimum discharge—June to September.	91,000*	107,000	123,000	95,300	108,400
Minimum discharge observed throughout the year.	30,300	24,800	25,500	27,000	30,500

\* Interpolated discharge.

† Totals of average daily discharges.

*Fleet.*

98. Repairs were carried out to the Steam Launches "Witch" and "Hussaini".

*Extensions and Improvements and Special Repairs.*

99. The estimated cost of the works under these heads sanctioned or approved during the year by the Indus River Commission, for execution by the Executive Engineer; and by the Indus River Commission, is as follows:—

Division	Extensions and Improvements	Special Repairs	Total
	Rs	Rs.	Rs.
<i>Indus Right Bank Circle.</i>			
Begari Canals Division ..	40,357	46,017	86,374
Shikarpur Canals Division ..	2,97,363	4,69,275	7,66,638
Western Nara Division ..	21,754	18,817	40,571
Karachi Canals Division ..	6,099	....	6,099
Total	3,65,573	5,34,109	8,99,682
<i>Indus Left Bank Circle.</i>			
Nasrat Canals Division ..	87,316	....	87,316
Hyderabad Canals Division ..	9,123	....	9,123
Fuleli Canals Division ..	24,075	....	24,075
Total ..	1,20,514	..	1,20,514
<i>Indus River Commission.</i>			
Karachi Buildings Division ..	8,500	..	8,500
Grand Total	4,94,587	5,34,109	10,28,696

*Works under the direct control of the Indus River Commission.*

100. The total expenditure incurred and accounted for was:—

	Rs.
Works .. .. .	8,124
Repairs .. .. .	34,628
—Tools and Plant .. .. .	4,758
Grand Total ..	47,510

*Erosion.*

101. In the Shikarpur Canals Division the erosion continued opposite miles 26 to 28 of the Sukkur Begari Bund. The construction of the new Satabani Loop was sanctioned and the work was in progress.

102. In the Western Nara Division erosion started opposite miles 11/7 to 13/0 of the Abad Bund and at one time it was so serious as to threaten the bund. A new retired loop was under consideration here.

## 6. LLOYD BARRAGE AND CANALS CONSTRUCTION.

### *General Remarks.*

103. The scheme consists of a barrage or weir across the Indus three miles below the gorge at Sukkur with three canals on the right and four on the left bank taking off therefrom each with a separate head-regulator. It is divided into 5 Circles of Superintendence with a Chief Engineer at the head. One Superintending Engineer is in charge of the construction of the Barrage with the river training works and the head works of the main canals while the remaining Superintending Engineers are in charge of the construction of the canal systems.

104. The year under report is the fourth full working year for the execution of the Lloyd Barrage and Canals Scheme and the sixth since the Scheme was started and was devoted to further surveys, levelling, aligning and designing of major and minor subsidiary channels, excavation of canals, construction of regulators, steel and masonry bridges over main canals, branches and distributaries and preparation of detailed plans and estimates for earthwork, regulators, bridges, etc., etc. As regards the construction of the Barrage works the year was devoted to (1) the construction of superstructure of the twelve spans of scouring sluices and four river spans of the Barrage which were completed up to the springing level of the road bridge arches, (2) the construction of road bridge arches and inner and outer gate-bridge arches in connection with the head regulators over canals, (3) the completion of service works, the collection of reserves of stocks of various materials such as lime, and stone, etc., and the erection of all plant required for works in the river. The third season's programme of permanent works in the river was taken in hand and good progress was made with the construction of the foundations and piers of an additional 22 Barrage spans.

105. The Canal Circles were occupied in surveys, preparation of working designs of canals, acquisition of land for canals, construction of buildings and the excavation of main and branch canals and their distributaries and minors. The excavation has been carried out during the year with 46 dragline excavators of various sizes, the largest group of such excavators ever assembled anywhere in the world, supplemented by manual labour. The amount of earthwork remaining to be done according to the working estimates prepared and under preparation is approximately 317·57 crores cubic feet and the total quantity done to end of March 1929 was 247·13 crores cubic feet.

106. The total capacity of the 46 dragline excavators is roughly 74 tons of earthwork excavated and dumped per minute or 1·23 tons per second night and day for 5½ days in the week and 250 days in the year. This represents the labour of nearly 32,000 men working all the year round or about 75,000 men working for the seasonal period of 5 months of the year.

107. The total length of main canals, branches, distributaries, etc., is 6,211 miles of which 1,300 miles comprising chiefly the largest sections have been completed.

*North-Western Circle.*

108. Survey of the Sukkur Canal from miles 6 to 23 was carried out for aligning the Dadu Canal in the portion where the latter will coincide with the former. Preliminary surveys of the Dadu Canal from head to mile 22 were also carried out with a view to shift its centre line about 15 feet towards the left. The survey and lining out of the extended portion of D. L. Kabula ex the Khirtar Branch and of the distributaries and minors ex the Warah Branch were completed. The designs and earthwork estimates of the Shahdadt and Khirtar Branches and of several distributaries and minors ex the Warah Branch were prepared.

109. Good progress was made with the excavation of the main canals and their branches by means of mechanical excavators, supplemented, in portions, by manual labour.

110. The total quantity of earthwork done was 55·32 crores cubic feet for main canals, branches and distributaries. The amount remaining to be done to complete the work in this Circle is about 48·09 crores cubic feet.

111. The regulator at the head and group Regulators at mile 58 of the Warah Branch were nearly completed and good progress was made with the regulator at the head of Ratodero Branch and the group regulators at R. D. 63,100 of the Shahdadt Branch and at the tail of the North-Western Perennial Canal.

112. The miscellaneous work consisted of acquisition of land, planting of trees along banks of the North Western Perennial Canal and Rice Canal and the Shahdadt Branch, fixing distance and boundary stones and taking subsoil water observations.

*Western Circle.*


113. The alignments of all canals having been practically completed rough designs of distributaries and minors ex the Dadu Canal and the Johi Branch were proceeded with and final designs of several channels were completed.

114. Detailed surveys were made in connection with the Manchar Drainage Scheme for determining the most suitable alignment for the masonry groynes, the Shol Nai clearance, the new cut ex the Suk Nai and the site for the Raj Wah sluice and on their completion the plans and estimates for these works were prepared.

115. Owing to the peculiar nature of the country through which the Dadu and the Rice Canals pass, their excavation is being carried out partly by mechanical excavators and partly by manual labour.

116. The total quantity of earthwork done in this Circle was 52·98 crores cubic feet. The amount remaining to be done is about 43·25 crores cubic feet.





LLOYD BARRAGE AND CANALS CONSTRUCTION.—RICE CANAL NEAR BAGARJI.  
Inspection of canal excavation by the Members of the Bombay Legislative Council in February 1929.

117. Satisfactory progress was also made with the construction of new buildings, the steel bridges over the Rice Canal and the steel and masonry bridges over the Dadu Canal and the Johi Branch. The miscellaneous work consisted of the preparation of earthwork estimates for distributaries and minors ex the main canal and branches, the preparation of plans and estimates for regulators, falls and bridges, planting of trees along canals and the acquisition of land.

#### *Rohri Canal Circle.*

118. Surveys of all channels down to distributaries and minors and designs of all major and most of the main subsidiary channels were completed.

119. Good progress was made with the excavation both by mechanical excavators and manual labour.

120. The total quantity of earthwork done was about 87·81 crores cubic feet. The amount remaining to be done is about 152·61 crores cubic feet.

121. Good progress was made with the construction of buildings and with group regulators over the Naulaki, Mahrabpur, Dad, Oderolal, Kumb Lima, Hyderabad and Nasir Branches, falls at Tando Mastikhan and at R. D. 442,161 of the Rohri Canal, and with steel and masonry bridges. The miscellaneous work done consisted of acquisition of land, plantation of avenues on canals, demarcation of canal boundaries, erection of rectangulation bench marks, making service roads and inspection paths and taking sub-soil water level observations.

#### *Eastern Nara Circle.*

122. The projects for a new cut to the Mithrao canal near its 60th mile and for the Shahu Branch ex the Jamrao Canal and its distributaries and minors were prepared and good progress was made with the preparation of projects for remodelling the Jamrao Canal and for providing better irrigation for the Sanghro and Mirwah areas.

123. Of the Eastern Nara cuts, Cuts Nos. 10, 11 and 13 were nearly completed while Cut No. 12 was in progress.

124. To prevent wastage of water through depressions, "containing" embankments are under construction on both sides of the Eastern Nara from the town of Rohri right down to Farash near Dhoro Naro Station on the Jodhpur Railway, a distance of approximately 203 miles. The right containing bank and the left protective bank from the Jamrao head to the Makhi Weir were completed in a length of 42 miles and good progress was made with a further 39 miles on each side.

125. The total quantity of earthwork done in this Circle was about 51·02 crores cubic feet and that remaining to be done being 73·62 crores cubic feet.

126. The Building programme was practically completed. The regulators on the Khipro Canal were completed and good progress was

made with those elsewhere under construction. A number of masonry bridges along the Khipro and the Thar Canals and along the Nabisar, the Naokot, and the Samarjo Branches were completed. The miscellaneous work consisted of recording readings at suitable places and taking weekly discharges to find out the present losses in the Nara, subsoil water observations and acquisition of land.

### *Lloyd Barrage Circle.*

127. *Township.*—To facilitate the execution of works two Townships, one on either bank of the river, have been constructed, the larger of the two being on the right bank at Sukkur. The right bank township is provided with a well-equipped hospital with 24 beds, a bazaar, market, shops and two institutes—one for officers and the other for staff. The smaller township on the left bank (Rohri side) is provided with a dispensary, bazaar market, shops and a small Institute for the staff.


128. *Railways.*—A fine net-work of railway track with numerous sidings at the stone quarries and cofferdams was maintained in a serviceable condition and new sidings were laid at the quarries, cofferdams and the works areas as found necessary. Large quantities of stone, sand, lime, cement, machinery, steel sheet piling, etc., were carried, the total tonnage hauled being approximately 17,13,000 ton miles and the average lead 3 miles.

129. *Quarries.*—The three quarries which are equipped with the most up-to-date mechanical appliances, each with its own power plant for compressor air and necessary pneumatic tools, workshops, dispensary, etc., were kept busy in supplying the various qualities of stone materials required for the construction of the work.

During the year 85 lakhs cft. of rubble and 2 lakhs cft. of rough stone blocks were quarried. Of the latter 1·25 lakhs cft. were cut, planed and dressed and about 95,000 cft. were supplied for the construction of permanent works in the river. Large reserves are accumulated at all quarries to meet any urgent demands. Owing to the change in the design of the Barrage arches from cut stone to reinforced concrete, the crushing elevating and sawing plants were erected at Kohistan and Sukkur quarries.


130. *Fleet.*—The floating craft consisting of two suction dredgers for excavation of foundations in the river, three paddle tugs for towing barges and other craft and carrying labour across the river, pontoons for pile drivers and pumping sets, electric derrick cranes, heave-up boats for lifting heavy anchors and moorings, steel barges, and motor launches for carrying staff, labour and light material across the river were kept busy throughout the season.

131. *Head-works.*—The superstructure masonry of the three head regulators on the right bank was carried from R. L. 216 to R. L. 229 on the North Western Perennial Canal and the Rice Canal. All the arches for the 23 spans of the three regulators together with the filling of the haunches and the placing of cut stone parapets, coping and pilasters so



LLOYD BARRAGE—INSIDE THE RIGHT BANK COFFERDAM FROM UPSTREAM.

G. P. Z. P. 1930.



LLOYD BARRAGE-LEFT BANK SCOURING SLUICES AND 15 $\frac{1}{2}$  SPANS OF BARRAGE.

G. P. Z. P. 1930.

the downstream side of the road bridge were completed. On the left bank the superstructure of the 4 regulators was completed up to the springing level of the arches. The two road bridge and gate bridge arches of the Khairpur Feeder West and the 12 road bridge and river gate bridge arches on the Rohri Canal were completed. The centerings for 4 spans of the Eastern Nara and the Khairpur Feeder East regulators were placed in position.

132. The work on the scouring sluice spans of the Barrage proper was completed according to the programme. On account of the abnormal level of the river in April 1928 a breach occurred in the Right Bank cofferdam. The repairing of this breach and the pumping out of the cofferdam delayed the work by about a month ; but the season's work was successfully finished in spite of the difficulties encountered. The superstructure of the five spans of the scouring sluices and  $1\frac{1}{2}$  spans of the Barrage proper on the Right Bank was raised up to the springing level of the gate bridge piers. The main floor, aprons and concrete paving were completed for the whole area. On the Left Bank the piers of the seven scouring sluices and  $2\frac{1}{2}$  spans of the Barrage proper were raised up to the springing level of the road bridge arches, while on the up-stream half of the piers (i.e., the gate bridge portion of the piers) they have been brought up to R. L. 198.

133. *Plant.*—A well-equipped engineering and wood-working shop with electric power and with a small foundry for iron and brass castings on the Right Bank and a smaller one with electric power on the Left Bank were kept fully employed. An additional electric welding plant and two Oxy-Acetylene cutting and welding plants were installed in the workshop on the Right Bank. The power plant on the Right Bank was in commission day and night throughout the year and gave most satisfactory service. Kilns of continuous and intermittent types for the manufacture of fat and hydraulic lime were fully employed and the lime manufactured was used in preparing lime mortar for the Barrage and Regulators.

134. *General Items.*—The Central Designs Division which is under the direct control of the Chief Engineer was mainly engaged on the designs of regulators, Jack arches and steel bridges and on carrying out experiments on the models of designs for regulators, Hume Pipe culverts, syphons, etc.

135. Soundings and silt observations on cross sections from the Lansdowne bridge down to the Barrage site were continued.

136. To facilitate the execution of works, telephones were installed along the canals and branches under construction on both the banks.

137. A rectangulation survey of the area under command of the canals of this scheme excluding the Khairpur State has been continued by the Survey of India at the expense of this project. The work has as its ultimate object the standardisation of the size of each survey number.

138. The work of acquisition of land for canals, branches, distributaries and minors was continued by the special staff under the Revenue Officer. During the year 2,739 acres were acquired at a cost of Rs. 3,31,032 which gives an average rate of Rs. 120 per acre.

139. During the period, the works at Sukkur were visited by His Excellency the Governor of Bombay, by the Members of the Royal Statutory Commission, by the Honourable the General Member and the Honourable Minister for Salt and Excise in November 1928 and by the Honourable the Revenue Member, the Honourable Minister for Education and a party of the Members of the Legislative Council in January 1929 and by a party of the members of the Punjab Engineering Congress in March 1929.

#### 7. MISCELLANEOUS.

140. *Plantations.*—Existing plantations on canals and bunds were carefully looked after. The work of planting new trees was continued.

141. *Irrigation of cotton.*—No Egyptian cotton was sown in the Indus Left Bank Circle during the year.

142. The following table shows some details regarding the waterings given to indigenous cotton :—

Name of Division	Lift lands		Flow lands		Date of last watering
	Number of waterings	Interval between	Number of waterings	Interval between	
Hyderabad Canals ..	5 to 10	....	...	..	2nd September 1928 to 1st October 1928.
Fuleli Canals .	7	....	....	..	15th August 1928 to 1st October 1928.
Eastern Nara ..	...	....	5 to 6	..	2nd to 22nd October 1928.
Northern Jamrao Canal.	7 to 9	...	6 to 12	..	6th October 1928 to 24th November 1928.
Southern Jamrao Canal..	6 to 9	....	5 to 9	..	Flow 8th September 1928 to 10th November 1928. Lift 29th September 1928 to 10th November 1928.

### III.—Deccan and Gujerat.

#### 1. NORTHERN CIRCLE.

##### *General Remarks.*

143. There was a fairly good monsoon during the year under review. The rainfall, though not above the average, was well distributed. The replenishment in the tanks and Canals was satisfactory and on the whole the year proved to be a good one for irrigation. The unfortunate feature of the year was the heavy frost in January 1929 which affected the Rabi crops seriously. The crops irrigated by canal water were saved to some extent, but on the whole the outturn was below normal.

#### (i) WORKS FOR WHICH CAPITAL ACCOUNTS ARE KEPT.

##### *Hathmati and Khari Cut Canals.*

144. There were showers for three or four days in the second week of June but the regular monsoon broke in the beginning of July and lasted till the end of September. The rainfall gauged during the year at Ahmedabad and Prantij was 35·45 and 28·70 inches, against the average of 29·39 and 28·57 inches, respectively, for the last 30 years including the year under report.

145. The Hathmati river was in flood on the 5th July, the maximum height of water over the weir being 1·2 feet for a few hours only and the discharge 4,874 cusecs. There were also minor floods and during these the depth of water over the weir ranged from 0·2 foot to 0·6 foot. The surplus water of the Hathmati was let into the Bokh reservoir from the 5th to 9th July and from the 23rd July to the 16th November. The Bokh reservoir filled to F.S.L. 339·50 on the 10th September. The supply was replenished from time to time as surplus water from the Hathmati became available and it was let out from the 2nd October to the 16th November. The water of the Hathmati Canal was also let into the Bhojwa channel from the 6th to the 31st July and from the 10th September to the 21st October for being taken into the Khari Cut Canal.

146. Remission of Rs. 9 was granted during the kharif season for failure of crops due to disease (Kamodi).

147. In the rabi season 2,010 acres were irrigated under the Hathmati canal. Remission of Rs. 160 was granted under this canal for partial failure of crops due to frost.

148. The Khari river was in flood on 5 days and the greatest height of water over the Raipur weir was 2·5 feet on the 30th August. On other days it ranged from 1·0 to 1·7 feet. The Chandola tank filled to R.L. 139·30 on the 31st July. From the 26th July all the flow in the Khari Cut Canal was let down into the Wasai reservoir which filled to R.L. 91·53 on the 20th September.

149. The area irrigated under the Khari Cut Canal was 8,933 acres. After the kharif season the water available in the canal was given for rabi sowing till the 20th December. The daily discharge of the canal was 40 cusecs. In the kharif season it was 73 cusecs, the very good duty of 131·13 acres per cusec being obtained.



150. Remission of Rs. 2,283 was granted during the kharif season under this canal, partly due to "Kamodi" disease and partly to the outturn of crops being below 4 annas where the transplantation was late. The usual himayat deduction was Rs. 2,737.

151. In the rabi season, 593 acres were irrigated by the canal chiefly under Man tank at Ord, which was full. The average daily discharge of the canal during the season was 14 cusecs, giving a normal duty of 42.36 acres.

152. No remission was given in the rabi season. The total area irrigated and the gross assessment on the Hathmati and Khari Cut Canals during the year were 13,222 acres and Rs. 83,620, against 10,576 acres and Rs. 64,943, the averages.

#### *Tanks in the Kaira Collectorate.*

153. The area irrigated and the gross assessment, with miscellaneous receipts from all sources on the Wangroli, Tranza Nagrama, Savli and Saiat tanks compare with the average as under :—

	1928-29		Average	
	Area irrigated	Gross assessment	Area irrigated	Gross assessment
	Acres	Rs.	Acres	Rs.
Wangroli Tank	524	3,410	1,516	8,169
Tranza Nagrama	Nil	1,693	108	1,559
Savli Tank	1,006	5,964	1,462	6,620
Saiat Tank	268	1,921	662	3,560

154. The replenishment received in the tanks was utilised in irrigating the kharif crops, consisting mainly of rice, but the demand for water was not great during the kharif and rabi seasons owing to favourable and well distributed rainfall. The storage of the previous year in the Wangroli tank was utilised in irrigating hot weather crops and that of the year under report in the Savli and the Saiat tanks in irrigating the kharif and the rabi crops.

The tanks were maintained in good order during the year.

#### *Futelao Tank.*

155. This tank, situated at a distance of about 4 miles from Dohad in the Panch Mahals Collectorate has an insufficient catchment area and does not fill even in years of normal rainfall. The tank had a replenishment of 44.65 million cubic feet of water, against 56 million cubic feet its full capacity. As the rainfall was adequate there was no demand for water in the kharif season. The surplus storage of the previous year was utilised in irrigating hot weather crops. Repairs to the inner slopes of the dam, which were damaged during the floods of 1927, were completed during the year. The miscellaneous revenue, including

the tank bed cultivation, grass, etc., derived during the year amounted to Rs. 39. The tank as well as the canals were maintained in good order.

(ii) WORKS FOR WHICH CAPITAL ACCOUNTS ARE NOT KEPT.

*Khari Sluices.*

156. At Pinglaj the head of the Khari sluices, there were about 11 floods during the monsoon with a discharge on each occasion of more than 200 cusecs. The first flood occurred on the 5th July but by the end of that month, when seedlings were ready for transplantation, the flow in the Khari River diminished to about 40 cusecs. The conditions improved subsequently and the river continued in good flow and the rice crop in the Kalambandhi Villages was matured.

157. Non-himayat paying area of 466 acres in the kharif season and 89 acres in the rabi season was also irrigated in the Kalambandhi villages and brought to maturity.

*Muwalia Tank.*

158. The Muwalia tank situated in the vicinity of Dohad town has a catchment area of about 30 square miles of hilly tract. It fills in years of normal rainfall and filled to its full supply level during the year. The rainfall at the gauging station was 27.70 inches. The waste weir overflowed to a maximum height of about 1½', as against 4' height during the last year. The damage caused to the waste weir during the last year was partly repaired. The causeway of the Sukna nalla which suffered by the floods in the previous year was moved down-stream to a better site. The rains being frequent and favourable to cultivation, the irrigators were hardly in need of any water in the Kharif season, the total area irrigated under this tank being 549 acres and the gross assessment Rs. 2,019. The miscellaneous revenue realised from all sources amounted to Rs. 227, against Rs. 682 of the previous year. The decrease was due to there being no bed cultivation as the tank was full. The dam, canals and distributaries were maintained in good condition.

*Old Tanks.*

159. Improvements to one tank in the Ahmedabad and 11 tanks in the Kaira and Panch Mahals Divisions, and repairs to 6 tanks in the Ahmedabad, 16 tanks in the Kaira and Panch Mahals and 64 tanks in the Surat and Broach Divisions, were carried out during the year at a total cost of Rs. 71,800.

160 The following important works were completed during the year :—

*Improvements.*

- (1) A new loop culvert in the Goblaj tank
- (2) The Chharchhoda Ambli tank
- (3) The work of providing reinforced brick lining on the Right and Left bank canals of the Muwalia tank.
- (4) The work of improvements to Bamania tank at Luleshra.

*Repairs.*

161. The following repair works were carried out during the year :—

	Outlay during year Rs.
(1) Repairs to the Wagha tank at Traj, Taluka Matar .. .. .	1,065
(2) Repairs to the Chanvaya tank at Kaira, Taluka Mehmedabad .. .. .	1,187
(3) Repairs to the waste weir of the Muwalia Tank, Taluka Dohad .. .. .	1,450
(4) Repairs to the Patel tank at Limbashi, Taluka Matar .. .. .	1,159
(5) Repairs to the Wadu tank at Jichka, Taluka Matar .. .. .	1,844
(6) Repairs to Wada talao at Champaner, Taluka Halol .. .. .	1,015
(7) Repairs to the Pariej tank at Pariej, Taluka Matar .. .. .	2,370
(8) Repairs to the Sajan tank at Pariej, Taluka Matar .. .. .	1,802
(9) Repairs to the Ambli Chharchhoda tank, Taluka Dohad .. .. .	2,217
(10) Repairs to the bund across the Letar nalla at Letar, Taluka Kapadvanj .. .. .	1,073
(11) Repairs to the Karolia tank at Laxmanpura, Taluka Kapadvanj .. .. .	1,844
(12) Repairs to the Gam tank at Shehera, Taluka Godhra .. .. .	2,856
(13) Repairs to the Narda tank at Limbashi, Taluka Matar .. .. .	3,737

*Tanks in the Kaira and Panch Mahals Collectorates.*

162. Many of the small irrigation tanks in the Kaira and Panch Mahals Collectorates filled during the year and irrigated 1,577 acres. The revenue realised was Rs. 6,506.

*Drainage Channels.*

163. The work of constructing the Odhav Solgam drain and of improvements to the Hebatpur drain in the Viramgaum Taluka was in progress, the expenditure incurred during the year thereon being Rs. 77,481 and 12,382 respectively. The drainage channels in the Ahmedabad, Kaira and Panch Mahals, and Surat and Broach Divisions were maintained in good order at a cost of Rs. 7,790, 4,142 and 6,712, respectively.

*Protective bunds.*

164. The following bunds constructed in the past with a view to protecting the cultivable lands from the inroads of the sea worked satisfactorily :—

- |  |   |   |
|--|---|---|
| (1) Bund at Wagrej and Bigri in Bulsar Taluka of Surat District. | } | In Wagra Taluka of the Broach District. |
| (2) Bund at Lakhigam.  |   |   |
| (3) Bund at Kadodra.   |   |   |
| (4) Bund at Harinagar.   |   |   |
| (5) Bund at Gandhar.   |   |   |
| (6) Bund at Suwa.  |   |   |
| (7) Bund at Dehej.   |   |   |
| (8) Bund at Islampur.  |   |   |
| (9) Bund at Nada.  |   |   |
| (10) Bund between Nada and Devla villages.                       |   |   |

The work of constructing a bund between Gandhar and Aladar was completed during the year, at a cost of Rs. 2,458.

*Reclamation Works.*

165. Reclamation bunds existing near Hansot and Asarsa villages in the Broach District continued their usual process of gradually reclaiming the salt land by siltation.

## 2. CENTRAL CIRCLE.

*General Remarks.*

166. There are only a few irrigation works of importance in this Circle, viz., the Ekruk Tank, the Jamda Canals and the Krishna Canal. The rainfall in the catchment of the tanks and canals in the year 1928 was good as compared with that of the previous year.

## (a) WORKS IN OPERATION.

## (i) Works for which Capital Accounts are kept.

*Ekruk Tank.*

167. The Ekruk Tank supplies water to the town of Sholapur, the Mills and the G. I. P. Railway and also for irrigation. Under unfavourable conditions of replenishment, the tank is not able to meet all the demands, agricultural and non-agricultural, made on it, and investigations are in hand for an additional storage reservoir to supplement the supply. The tank irrigated 3,947 acres as against 3,790 acres, the average. The gross assessed revenue amounted to Rs. 1,25,417 against Rs. 1,31,627, the average. The decrease in the assessment in spite of the increase in the area irrigated was due to less consumption of water by the G. I. P. Railway and the Mills.

*Jamda Canals.*

168. The area irrigated on the Jamda Canals was 924 acres against 1,130 acres, the average. The gross assessed revenue amounted to Rs. 11,254 against Rs. 9,842, the average. The increase in assessment was due to unusually large receipts realised from the sale of mango fruit.

### *Krishna Canal.*

169. The existing Khodshi weir is a masonry structure built across the Krishna river. The capacity of the storage has been found insufficient to supplement the discharge of the Krishna river and to irrigate adequately the crops dependent on the canal in the hot weather. A project, which includes the construction of a pick-up-weir across the river Koyna and a feeder channel from that weir to the Khodshi weir, for improving the supply is under consideration.

170. The area irrigated on the canal was 4,847 acres against 8,703 acres, the average and the gross assessed revenue was Rs. 63,204 against Rs. 66,750, the average. The decrease was due to timely and well distributed rainfall.

171. *Other works.*—The areas irrigated on the Lower Panjhra River works, the Upper Man River and the Ashti tank works showed increases as compared with the average. There was a small decrease in the area irrigated by the Pathri tank and the Yerla River Irrigation Works which was due to timely and well distributed rainfall.

172. (i) *Total area and assessment.*—The total area irrigated on all works was 27,954 acres and the gross assessed revenue was Rs. 3,20,749 as against the average of 32,146 acres and Rs. 3,28,922, respectively.

(ii) Works for which Capital Accounts are not kept.

173. The area irrigated under the bandharas in the Central Circle was 11,393 acres and the outlay on extensions and improvements and maintenance and repairs was Rs. 2,226.

### (b) WORKS UNDER CONSTRUCTION.

#### *Visapur Tank.*

174. The only important irrigation work in progress in the Central Circle was the Visapur tank in the Ahmednagar Division. The Visapur tank dam across the Hanga river, a tributary of the Bhima, was started as a famine relief work in 1896 and was subsequently completed in slow stages partly by criminal tribes labour and partly by convict labour supplemented by free labour. This earthen dam, which is 7,440 feet long and 84 feet high above the river bed, forms a lake of 1,136 million cubic feet capacity. It was completed in June 1927. The construction of the main canal and distributaries and minors was in progress. The main canal with distributaries and minor channels will be 46 miles long. The total area under command is 95,000 acres of which 26,000 acres is irrigable. The scheme will yield a return of about 1 per cent. on the capital outlay.

### 3. DECCAN IRRIGATION CIRCLE.

#### *General Remarks.*

175. Since 1923-24 an attempt has been made to start local irrigation committees on some of the distributaries of the principal irrigation systems, but the response has been very meagre. After considerable efforts and

persuasion a few such committees have been formed. Their working is being carefully watched. The main drawback to the formation and success of such committees is the unwillingness of the people to combine together and undertake the responsibilities and duties of management and control.

176. The possibility of further developing irrigation in this area depends to a large extent on the water supplies available. The work of gauging the amount of water in certain rivers, estimating their silt contents and the measuring of rainfall in the catchment areas is therefore being vigorously prosecuted.

177. The most paying crop in the Deccan Irrigation is sugarcane and it is only by growing a considerable amount of cane in suitable areas that the Deccan canals can justify themselves financially apart from their protective value. The slump in price of sugarcane produce and the increase in working costs during recent years have therefore caused considerable anxiety. Investigations are however on foot with the object of discovering means of counteracting these adverse conditions.

178. The strictest economy is being enforced and propaganda started for a diversification of crops. The Deccan canals are passing through a difficult period and cultivators have been badly hit by the slump in sugarcane in general and severe frost in particular on the Godavari and Pravara canals.

(1) Works for which Capital Accounts are kept.

(a) *Works in operation.*

*Mhaswad Tank.*

179. This irrigation tank is formed by means of an earthen dam across the Man river, 9,000 feet long and 80 feet high at its highest point. It has a storage capacity of 2,600 million cubic feet. Situated on the eastern border of the Satara District it irrigates lands in the Sholapur District. Though the capacity is considerable the supply of water is not very reliable. Some 6,000 acres were irrigated during the year under report, yielding a gross assessed revenue of about Rs. 37,400 and realising a return of about 1 per cent. on the capital invested.

180. It is intended to utilise the discharge available from the existing Mhaswad Canal to supplement the discharge at the tail of the Nira Right Bank Canal (Branch No. 3) and the Mhaswad Canal system will eventually cease to appear as a separate and independent entity and will be absorbed into the Nira Right Bank Canal system.

*Godavari Canals.*

181. This was the first of the important irrigation works undertaken in the Central Deccan for the protection of areas liable to famine. It was started in 1907 and completed in 1915-16 at a cost of a little over one crore of rupees. The system comprises :—

(1) A storage reservoir, called Lake Beale on the Darna river with a capacity of 8,818 million cubic feet.

(2) A pick-upweir at Nandur Madhmeshwar on the Godavari river 47 miles below the Darna Dam.

(3) Two canals, the Godavari Right and Left Bank canals, taking off the pick-upweir. The Right Bank Canal, 69 miles long, serves the northern tracts of the Ahmednagar District. The Left Bank Canal is 48 miles long and irrigates lands in the south of the Nasik District and north of the Ahmednagar District. The total area under command of the canals is 232,000 acres, of which some 80,000 acres are irrigable annually. The maximum designed discharges of the Right and Left Bank canals at the head are 384 and 228 cusecs respectively.

182. The year under report was not favourable for agricultural operations. The rainfall amounted to 18·01 inches but was not well distributed. It was fairly satisfactory from July to October but there was no fall in November and consequently there was a rush for rabi water. An unusual cold set in on the night of 31st January 1929 when the thermometer touched 32° F. its lowest for the season. Consequent on this severe cold and frost much damage was done to the standing crops. The sugarcane which is the main crop on these canals was seriously damaged and the irrigators suffered a heavy loss. The following concessions were announced by Government for the relief of the irrigators :—

- (1) Remission and suspension of water rates.
- (2) Nidwa to be allowed inside and outside blocks.
- (3) Cancellation of blocks and readmission of rejected applications without penalty.
- (4) Khondia and other hot weather crops to be allowed within block provided the total area under cultivation was not more than  $\frac{1}{2}$  the block.
- (5) Date of presenting applications for exemption from block rates extended to 15th April 1929.

183. The unitisation of areas into 20-guntha plots is being strictly enforced on this system and much of the area is now unitised.

184. There are at present 15,166 acres under block agreement under this system 8,560 acres on the Godavari Right Bank Canal and 6,606 acres on the Godavari Left Bank Canal.

185. The area of all crops irrigated on this system was about 25,000 acres, yielding a gross revenue of about Rs. 4·94 lakhs and a net revenue of about Rs. 1·38 lakhs, which represents a return of about 1 per cent. on the capital invested as compared with the average of about 2 per cent.

Survey for an additional storage for the Godavari Canals was in progress.

#### *Mutha Canals and Matoba Tank.*

186. This irrigation system consists of—

- (1) A storage reservoir at Khadakwasla, and
- (2) The Mutha Right and Left Bank Canals.

187. The water of the lake is used for supplying drinking water to Poona and for irrigation on both banks of the river by means of the Mutha Right and Left Bank Canals, which take off from the flanks of the dam itself. The Right Bank Canal is 70 miles long and the Left Bank Canal 18 miles. The capital cost of the scheme is about Rs. 65 lakhs.

188. During the year under report the monsoon commenced rather late but was quite satisfactory both in the catchment and in the canal tracts being well distributed throughout the area. The rabi rains almost entirely failed. Due to the good monsoon there was very little demand for monsoon water. This resulted in a fall of the irrigated area under the Mutha Canals. There was however no corresponding decrease in the irrigation revenue as additional perennial area was allowed on one year's lease, ample supply being available in the hot weather of 1928. Due to the failure of rabi rains the demand for rabi water was keen and was met as far as possible. Consequently the supply available for the hot weather of 1929 was not satisfactory.

189. The system irrigated about 14,000 acres during the year and earned a gross revenue of about Rs. 3·95 lakhs, including earnings by the sale of water to Poona Cantonment and City.

190. On the Mutha Right Bank Canal the growth of aquatic weeds still causes considerable trouble and seriously affects the efficiency of the channel. A special study of weeds and their prevention is under investigation by the Special Irrigation Division.

191. The supply of water in Lake Fife is insufficient to meet the increasing demands for water supply to Poona and perennial crops on the canals, and in order to provide adequate protection to the area commanded by the Mutha Canals, investigations are in progress for increasing the capacity of the lake and enlarging the Mutha Right Bank Canal, there being a very keen demand for extension of irrigation in the Mutha Valley. The work done so far consists of fixing the site for a new dam below the existing one and surveys for remodelling the canal.

#### *Kadva River Works.*

192. The Waghad Tank, with an earthen dam having a maximum height of 96 feet, is the main feature of this small scheme and supplies the Palkhed, Ojhar Tambat and Wadali Canals. The area irrigated during the year was about 2,700 acres and the gross revenue about Rs. 50,000. This scheme needs increased storage and the canals require remodelling. Investigations of a preliminary nature are being made.

193. The year on the whole was a favourable one. The monsoon opened well and the rainfall was timely. Due to heavy rains in the middle of June the Palkhed Canal was breached at many places between miles 6 and 9. The breaches were duly repaired.

#### *Girna River Works.*

194. This is a comparatively small irrigation system in the Nasik Collectorate comprising a storage reservoir at Chankapur and the Girna Left Bank Canal about 19 miles long. The tank is situated on the Girna river, a tributary of the Tapti, and is formed by a masonry dam 140 feet high. The area irrigated during the year was about 5,100 acres and the gross assessed revenue was about Rs. 48,200.

195. Extension of the Sawki and Patna channels for the utilisation of the surplus storage of the Chankapur Tank is under contemplation.



*Pravara River Works.*

196. This system comprises—

(1) The Wilson Dam impounding Lake Arthur Hill at Bhandardara on the Pravara river.

(2) A pick-up weir at Ojhar 53 miles down the river, and

(3) Two canals, one on the right bank, 33 miles long and one on the left bank 48 miles long, which take off from the Ojhar weir.

197. The Wilson Dam was started in 1911 and completed in 1926. The catchment area of the reservoir is 47 square miles. As the whole of the catchment is in the Ghats, there is always a good run-off. The dam which is designed to impound 270 feet depth of water as a maximum is about 1,600 feet long at top and is constructed across a gorge in the Pravara river valley. At present water to a depth of 260 feet can be impounded which gives a storage of 10,086 million cubic feet. This storage can be increased to 12,092 million cubic feet with a depth of 270 feet by the construction of automatic gates on the waste weir.

198. The pick-up weir at Ojhar 53 miles downstream from Bhandardara is 890 feet in length. Silt has accumulated in the basin to such an extent that it no longer contains a full day's supply for the canals. It is, therefore, proposed to increase the storage to a three days' supply and take measures to prevent further accumulation of silt by constructing a barrage or a syphon spill-way with scouring sluices.

199. The Pravara Right and Left Bank Canals are now in full operation. The gross commanded area under these canals is 228,720 acres of which 57,000 acres are likely to be irrigated annually when the canals are fully developed.

200. A sugar factory, owned by the Belapur Company and situated near the Belapur Railway Station started operations in 1921 and the Company's area of sugarcane has risen from 550 acres in 1921-22 to 2,085 acres during the year. Up to now the Company has not done very well due to the slump in sugar and the scheme being in the development stage, but results obtained in 1927-28 were more satisfactory. This is a pioneer scheme as the successful manufacture of sugar is of great importance to the large cane-growing interests in the Deccan and to the success of the Deccan Canals generally.

201. The year under report was a very good one so far as rainfall was concerned. There was a cold spell with frost and cold winds which caused heavy and wide spread damage to crops all over the canal area, particularly to sugarcane. Concessions similar to those granted to irrigators on the Godavari Canals were extended to these canals also.

202. The unitisation of areas into half acre plots is now being enforced, on these canals in the perennial section. The total area of perennial blocks sanctioned for both the canals is about 10,350 acres, as compared with the previous year's figure of 11,400 acres. The decrease in area is due to cancellation of blocks owing to financial difficulties of the irrigators, on account of the low rates of Gul during the last 6 years.

203. There was an exceptionally heavy flood in the Pravara river on the 19th September. The discharge that passed over the weir was 13,648 cusecs. The villages of Trimbakpur, Lakh, Jatap and Koregaon on the banks of the Pravara river were seriously damaged. Several fields were damaged and in cases where irrigators could not raise their rabi crops owing to their channels having suffered on account of floods, the water applications sanctioned in their favour were cancelled without penalty.

204. The area of all crops irrigated by the canals during the year was about 32,000 acres (of which about 6,800 acres were under sugarcane) as against 24,000 acres in the previous year. The increase in the area is due to more demand for water for seasonal crops. The cross revenue was about Rs. 5.75 lakhs.

(b) *Works under construction.*

*The Lloyd Dam at Bhatgar and the Nira Right Bank Canal.*

205. This irrigation system which includes the remodelled Nira Left Bank Canal is by far the largest so far constructed in the Bombay Deccan. The Nira Right Bank Canal depends for its supply upon a storage only 32 miles from Poona, and passes through the Northern tracts of the Satara Collectorate and Phaltan State, but it mainly benefits the Western portion of the Sholapur Collectorate, a tract notoriously liable to famine.

206. The project comprises the Lloyd Dam at Bhatgar, to replace the old Bhatgar Dam, a much smaller structure constructed 40 years ago for the Nira Left Bank Canal only. The construction work of the Dam and the Nira Right Bank Canal was started in 1912 and though it passed through various vicissitudes consequent on the war, the improvement made in the progress of construction in more recent years made it possible to commence irrigation from the new Right Bank Canal during the year 1924-25. The Dam was completed in the year 1928 at a cost of Rs. 172 lakhs. It supplies the remodelled Left Bank Canal and the new Right Bank Canal, both of which take off from the pick-up weir at Vir some 17 miles below Bhatgar. The Right Bank Canal ends near Mohod in the Sholapur Collectorate, the total length being about 106½ miles.

207. The Dam which is constructed of rubble masonry in lime mortar, has a length of 5,333 feet including waste weir and a maximum height of 190 feet. The maximum width at base is 124 feet. It is remarkable as being the largest as regards the volume of masonry constructed up to date and contains 21½ million cubic feet of masonry. The lake at full supply level has a length of 17 miles and a storage capacity of 24,198 million cubic feet of water. The catchment area is 128 square miles and the rainfall varies from 250" in the Ghats to 40" at Bhatgar. In addition to the sluices for letting out water for irrigation there are 81 waste weir gates, size 10' × 8' (45 being automatic and 36 rolling) which control and regulate the flood level in the lake. The Dam is now complete in all respects. The work of constructing the new memorial building with a garden at the North end of the Lloyd Dam was carried out at a cost of Rs. 33,531. On

the 27th October 1928 His Excellency Lieut.-Colonel, the Right Honourable Sir Leslie Wilson, P.C., G.C.I.E., G.M.C., D.S.O., late Governor of Bombay, performed the opening ceremony of the Lloyd Dam when many distinguished guests, including the Chairman and Members of the Indian Statutory Commission, Members of the Legislative Council and high Government Officials, were present.

208. As regards the canal, practically all deep cutting and high banks up to mile 106½ have been completed. All the canal masonry works down to mile 106½ except aqueduct Nos. 22 and 23 have also been completed. The progress on distributaries and branches is satisfactory and in accordance with the programme. The distribution system is being constructed on up to date principles. A large venturi meter with a standing wave flume below it has been constructed near the head of the Nira Right Bank Canal to measure and record the discharge of the main canal, and a standing wave meter flume has also been constructed at mile 51 to measure the discharges leaving the Phaltan State territory. A standing wave flume stop gate has been constructed at mile 80 to measure the discharge entering the non-perennial section of the canal.

209. The total expenditure incurred on works alone during the year amounted to about Rs. 6·81 lakhs, bringing the total outlay on works up to date to about Rs. 305·91 lakhs against the estimated cost of Rs. 384 lakhs for I-Works.

210. The canal commands an area of 496,000 acres of which 132,000 acres are likely to be irrigated annually when the canal is fully developed. The maximum designed discharge at the head of the canal is 1,500 cusecs. The area irrigated during the year was about 14,200 acres, yielding an irrigation revenue of about Rs. 1·26 lakhs. The unitisation of areas into half acre plots is being introduced as irrigation develops.

(ii) *Works for which capital accounts are not kept.*

211. These include numerous bandharas or weirs built across small streams having a good supply of water. Their purpose is to raise the level of the water sufficiently to enable it to command the lands to be irrigated. In all, there are about 300 of these small works in the Nasik Collectorate, 48 in the Poona Collectorate and a large number in the West Khandesh District. The outlay on repairs and extensions and improvements of these works and small village channels amounted to Rs. 23,000 during the year against the average of about Rs. 37,000. These works give a very satisfactory yield per acre commanded and investigations are on foot for extending this system.

#### 4. IRRIGATION DEVELOPMENT AND RESEARCH CIRCLE.

*General Remarks.*

212. There are two Executive Divisions in this circle, viz., the Nira Left Bank Canal and the Special Irrigation. The work done by the Special Irrigation Division is described under "6, Miscellaneous Scientific Works."

213. The rainfall of the year was on the whole satisfactory. The supply in Lake Whiting was far in excess of the requirements, and it was not necessary to refuse water for seasonal crops anywhere on the Nira Left Bank Canal. Owing to good rainfall the demand for seasonal water in the tail length of the canal was not keen and there was a slight fall in the area irrigated.

214. Several Irrigation Committees have been formed on the Nira Left Bank Canal with a view to serve as Panchas for purposes of panchanamas. The result of the working of these Committees is watched with interest.

#### NIRA LEFT BANK CANAL DIVISION.

*Works for which capital accounts are kept.*

##### (a) Works in operation.

##### *Nira Left Bank Canal and Shetphal Tank.*

215. This system is one of the pioneer irrigation works in the Deccan and irrigates lands on the left bank of the Nira River. The canal protects a tract with an extremely precarious rainfall in the Poona District.

216. The original canal system consisted of:—

(1) A storage reservoir at Bhatghar impounding 5, 313 Million cubic feet of water now submerged in Lake Whiting formed by the new Lloyd Dam.

(2) A pick-up weir at Vir on the Nira River about 17 miles downstream from Bhatghar.

(3) A canal about 100 miles long which irrigated about 50 thousand acres annually before the construction of the new dam and now irrigates about 70 thousand acres annually. The canal which had a capacity of 450 cusecs is now being remodelled to carry a discharge of 720 cusecs.

(4) The Shetphal Tank is situated at the tail of the canal and is used for storing part of the surplus monsoon flow which would otherwise go to waste. The water so stored is utilised during the dry season. The effective capacity of the tank is 592 million cubic feet.

217. The area irrigated during the year was 67,881 acres, yielding a gross revenue of about Rs. 9 lakhs. The scheme is by far the most remunerative of the larger protective irrigation works in the Deccan. The block system has already been mentioned and described in the previous reports. Briefly it is a system of long term water leases, which gives the lessees the first claim to available supplies and in return ensures to Government a fixed water rate per acre annually whether water is taken or not. The proportion of cane and other perennials to be grown in the area under system is fixed and is not allowed to be exceeded. The system was introduced first on this canal and is now being extended to perennial canals all over the Deccan. The area under the perennial block system during the year was approximately 19,627 acres on the Nira Left Bank Canal and 1,230 acres on the Shetphal tank.

218. Another form of block in vogue on this canal is the 8 months' or two scasonal lease, which allows two seasonal monsoon and rabi crops to be grown in the area sanctioned year after year subject to the condition that the full light rabi rate is paid on the whole of the area under agreement. During the year the area under these leases was about 20,455 acres on the Nira Left Bank Canal and 1,850 acres on the Shetphal Tank as compared with 26,300 acres and 2,800 acres respectively in the previous year. The decrease is due mainly to recent years of good rainfall, on account of which some leases were cancelled.

**(b) Works under construction.**

*Nira Valley Development Project.*

219. This project provides for the complete development of irrigation in the Nira Valley. It marks the final stage of development that is possible and involves an expenditure of Rs. 135·8 lakhs on the following works :—

	Cost in lakhs
	Rs.
(i) Widening and remodelling the Nira Left Bank Canal .. .. .	36·7
(ii) Construction of a new dam at Vir to supplement the supply from the Lloyd Dam .. .. .	99·1
	135·8

220. During the year the work of remodelling the Canal was in progress. Preliminary surveys in connection with remodelling distributaries were carried out. A new Sub-division called the Distributary Remodelling Sub-division has since been opened. The total expenditure on the work of remodelling the Nira Left Bank Canal and distributaries to end of the year amounted to Rs. 11·31 lakhs.

**5. SOUTHERN CIRCLE.**

*(i) Works for which Capital Accounts are kept.*

*Gokak Canal.*

221. Among the irrigation works in the Southern Circle, the Gokak Canal first Section and Storage works at Dhupdal is the most important. The system consists of a weir across the Ghataprabha river at Dhupdal about two miles from the Hukeri Road Station on the M. S. M. Railway in the Belgaum District, with 16 miles of main and branch canals and 36 miles of distributaries. The water level in the Dhupdal Storage Reservoir was 21·46 feet on the 1st of April. It went down to 15·60 feet on the 1st of June. The reservoir then began to receive replenishments gradually and overflowed for about two months from the middle of July. At the end of the monsoon the crest of the weir was temporarily raised by four feet. Removable wooden shutters are set up at the end of each monsoon and the shutters are removed before the advent of the following monsoon. This arrangement results in the storage of an additional quantity of 561 million cubic feet of water and reduces considerably the chances of a shortage in the supply to the Mills.

222. The Cotton Mills at Gokak were supplied with water as usual, for which they pay to Government Rs. 14,313 annually. Investigation of sites for an additional storage for the Dhupdal reservoir was in progress.

223. The supply of water to the M. S. M. Railway Company at the Hukeri Road Station was continued. From 1st January 1929 a uniform rate of Rs. 50 per mensem is to be paid by the Railway Company in advance irrespective of the number of engines watered and the quantity of water taken for domestic and drinking purposes.

224. The total area irrigated during the year under the Gokak Canal was 9,747 acres against 11,339 the average.

#### *Dharma Canal.*

225. The monsoon of the year was not favourable or timely. The distribution of water was, however, well managed. The crops on lands irrigated by the canal and by tanks fed by the canal were in good condition.

#### *Other Works.*

226. The remaining works consist of a few tanks irrigating from 85 to 600 acres and are situated chiefly in the Dharwar Irrigation Division.

227. *Total area irrigated and assessment.*—The total area irrigated on all the works was 17,708 acres and the gross assessed revenue Rs. 1,00,803 against 19,159 acres and Rs. 1,07,191, the average, respectively.

#### *(ii) Works for which Capital Accounts are not kept.*

228. Most of the works under this head are in the Dharwar Irrigation Division. They supplement the rainfall and irrigate the area for rice cultivation whenever there are long breaks in the monsoon. Repairs to 168 tanks were carried out at a cost of Rs. 58,565, the average expenditure per annum on such repairs being Rs. 59,765. The total area irrigated by these small works was 94,313 acres and the irrigation share of the consolidated assessment amounted to Rs. 3,21,072.

## 6. MISCELLANEOUS SCIENTIFIC WORKS.

### *Special Irrigation Division.*

229. This executive charge carries out experiments and research work in connection with the many problems met with in the scientific development of Irrigation.

230. The principal subjects handled are dealt with below :—

#### *Soil and subsoil classification.*

231. The damaged area between distributaries 29 to 36 of the Nira Left Bank Canal was surveyed. The determination of murum isobaths between distributaries 37 and 48 was completed during the year.

232. The work of soil and subsoil surveys of Block No. 15 of the Godavari Right Bank Canal (Distributary 16 and other water courses) was completed during the year.

233. Soft murum survey on the Pravara Canals was completed in the whole of the perennial limits. The annual revision of the damaged area was completed.

234. Soil classification of Branch No. 2 of the Nira Right Bank Canal was started and an area of 36,700 acres was classified. Checking soil classification of Branch No. 1 and Minor No. 7 of the canal was then taken up and an area of 25,200 acres was checked.

*Land Drainage.*

235. During the year the canal strata sections for Nira Left Bank Canal and Nira Right Bank Canal were completed. The following drainage schemes were prepared :—

*Nira Left Bank Canal.*

- (i) Malegaon Khandaj Scheme.
- (ii) Korhala Drainage Scheme.

*Godavari Left Bank Canal.*

- (i) Khirdi Drainage Scheme.
- (ii) Padhegaon—Samvatsar Scheme.

*Godavari Right Bank Canal.*

- (i) Suregaon area Scheme.
- (ii) Sonevadi Scheme.

The following schemes were under preparation :—

*Nira Left Bank Canal.*

- (i) Hol Drainage Scheme.
- (ii) Distributary 29-30 Scheme.
- (iii) Nimbut Scheme.

*Godavari Left Bank Canal.*

- (i) Deogaon Vakad area.
- (ii) Brahmangaon area.



*Godavari Right Bank Canal.*

- (i) Pohegaon Scheme.
- (ii) Kolgaon Scheme.
- (iii) Chass Scheme.
- (iv) Savalvahir Scheme.

*Pravara Canals.*

- (i) Matapur Scheme.
- (ii) Mamdapur Scheme.
- (iii) Belapur Scheme.
- (iv) Kolhar Scheme.
- (v) Chincholi Scheme.

SPECIAL IRRIGATION DIVISION  
SILL EXPERIMENTS IN 9 Ft. BARRAGE CHANNEL





236. The following drainage schemes were under construction :—

Scheme	Estimated cost	Expenditure to end of March 1929
<i>Nira Left Bank Canal</i>		
	Rs.	Rs.
Hol, Murum, Karanja Drainage Scheme .. .. .	79,607	53,085
Malegaon Drainage Scheme .. .. .	37,586	32,770
Distributary No. 26-C. . . . .	4,794	2,515
<i>Godavari Left Bank Canal</i>		
Kopargaon Drainage Scheme .. .. .	38,852	34,316
<i>Pravara Canals.</i>		
Nandur-Khandala Drainage Scheme . . . . .	24,874	11,452

*Reclamation of salt lands.*

237. Reclamation of the Experimental Salt area at Baramati was in progress. Due to the increase of area reclaimed this work was entrusted to a separate sub-division from 2nd April 1928.

238. Of 160 acres of the worst affected lands on the Nira Left Bank Canal about 100 acres are now under irrigation and 22 acres under babul plantation. Fifteen acres were given preliminary treatment by flooding during the year.

*Block formation and revision.*

239. The block formation on the Pravara Canals is now complete. Of the total block area measured in 1928, 3,517 acres or 30 per cent. pertained to owners and 8,166 acres or 70 per cent. to lessees. The total number of blocks belonging both to owners and lessees was 794 with an average area per block equal to 14.7 as against 11.3 acres on Godavari and 5.5 acres on the Nira Left Bank Canal.

240. It has been decided that all blocks on the Nira Right Bank Canal should be of 1 : 4 ratio of cane. On the Nira Left Bank Canal too, new blocks of the reduced proportion of cane were sanctioned in the extended perennial section of the canal below Distributary No. 36 and on Shetphal Tank. The question of replacing the existing 1 : 3 cane blocks in the present perennial limits of the several canals by 1 : 4 cane blocks was under consideration.

*Improvement in distribution and measurement of water.*

241. Modules were provided for all the outlets of Distributary No. 8, Nira Left Bank Canal and Distributary No. 5, Mutha Right Bank Canal. *Irriculture.*—(Interaction of Irrigation and Agriculture.)

242. Experiments were carried out to find out the economical dose of effluent for sugar-cane, relative suitability of several varieties of sugar-cane for effluent conditions and the effect of varying the interval between waterings.

*Effluent Irrigation.*

243. During the year, 270 acres of cane were irrigated with effluent i.e., the same as last year. The assessment of the area under effluent during the year was Rs. 30,194.

244. The following problems were investigated in the Effluent Farm Laboratory at Hadapsar :—

- (1) Loss of Nitrogen in diluted and undiluted effluent during its course from the head of a distributary to its tail.
- (2) Correlation of Nitrogen to conductivity.
- (3) Relation of Brix readings of cane to soil, and age of crops.
- (4) Transpiration experiments with sugar-cane.

*Hydraulic Experiments.*

245. Experiments were carried out at the Hydrodynamic Research Station at Distributary No. 5 of the Mutha Right Bank Canal on the models of group of regulators, flume falls, modules and siphon spillways.

**7. RIVER GAUGING.**

246. Wherever there is any possibility of developing irrigation, arrangements have been made to gauge the rivers concerned and record the rainfall in the catchment areas. Investigations are also being made as to the silt contents of the water in several rivers.

247. The following technical papers on Irrigation were published during the year 1928-29 :—

Technical Paper No.	Subject.	Author.	Price.
			Rs. a. p.
22	Note on Experiments carried out at the Hydraulic Testing Station at Distributary No. 5, Mutha Right Bank Canal, near Poona, with a Lindlay type Standing Wave Flume.	C. C. Inglis, B.A.I., M.Inst.C.E., Superintending Engineer, Irrigation Development and Research Circle, and D. V. Joglekar, B.E., Assistant Engineer.	0 10 0
23	A note on Standing Wave Pipe Outlets	C. C. Inglis, B.A.I., M Inst C.E., Superintending Engineer, Irrigation Development and Research Circle.	1 2 0
24	Report on Land Drainage Experiments at Baramati.	C. C. Inglis, B.A.I., M.Inst.C.E., Superintending Engineer, Irrigation Development and Research Circle, and V. K. Gokhale, B.Ag., Deputy Soil Physicist.	2 1 0

Technical Paper No.	Subject.	Author.	Price.
			Rs. a. p.
25	Moduling operations on Distributary No. 8, Nira Left Bank Canal, and application of the results to other distributaries.	C. C. Inglis, B.A.I., M.Inst.C.E., Superntending Engineer, Irrigation Development and Research Circle, and D. V. Joglekar, B.E., Assistant Engineer.	0 12 0
26	Report on tests made on a model of the group of regulators at Oderolal at mile 169 approximately of the Rohri Main Canal, Sind.	C. G. Hawes, M.C., B.Sc. (Lond.), A.C.G.I., A.M.Inst.C.E., Executive Engineer, Central Designs Division, and C. C. Inglis, B.A.I., M. Inst. C.E., Superintending Engineer, Irrigation Development and Research Circle.	1 11 0
27	Report on experiments on model culverts made with Hume Pipes.	C. G. Hawes, M.C., B.Sc. (Lond.), A.C.G.I., A.M. Inst. C.E., Executive Engineer, Central Designs Division, and H. S. Kahai, Assistant Engineer	1 3 0
28	Note on 'Research work done by the Special Irrigation Division since its formation in June 1916.'	C. C. Inglis, B.A.I., M. Inst. C.E., Superintending Engineer, Irrigation Development and Research Circle.	0 8 0

*Note.*—These Technical Papers are obtainable from the Superintendent, Government Printing and Stationery, Bombay, or through the High Commissioner for India, India House, Aldwych, London, W. C. 2, or through any recognized Bookseller.

---

---

Administrative Accounts  
Public Works Department  
(Irrigation)  
Bombay Presidency

For the Year 1928-29

---

---

# TABLE OF CONTENTS

Name of Work.	No. 1, General Abstract of Financial Results.	No. 2, Capital Account.	No. 3, Revenue Account.	No. 4, Interest Account.	No. 5, Account of Indirect Charges.	No. 6, Statement comparing charges to date with sanctioned estimates.
PRODUCTIVE	Pages	Pages	Pages	Pages	Pages	Pages
Review						
1 Albahar Kacheri Canal ..	2 to 5	....	14 and 15	16	16	....
2 Sarfrazwah .. ..	2 to 5	....	17 and 18	19	19	....
3 Ghar Canal .. ..	2 to 5	....	20 and 21	22	22	....
4 Great Marak Canal ..	2 to 5	...	23 and 24	25	25	....
5 Gadikeri Tank .. ..	2 to 5	....	26	27	27	....
6 Mavinkop Tank .. ..	2 to 5	..	28 and 29	30	30	....
7 Sukkur Canal .. ..	2 to 5	....	31 and 32	33	33	....
8 Unharwah .. ..	2 to 5	34 and 35	36 and 37	38	38	39
9 Begari Canal .. ..	2 to 5	40 and 41	42 and 43	44	44	45
10 Desert Canal .. ..	2 to 5	....	46 and 47	48	48	....
11 Fuleh Canal .. ..	2 to 5	49 and 50	51 and 52	53	53	54
12 Naulakhi Canal .. ..	2 to 5	..	55 and 56	57	57	....
13 Pinyari Canal .. ..	2 to 5	58	59 and 60	61	61	62
14 Indus Canal Right Bank ..	2 to 5	....	63 and 64	65	65	....
15 Indus Canal Left Bank ..	2 to 5	66	67 and 68	69	69	70
16 Sind Canals and Branches..	2 to 5	71 and 72	73 and 74	75	75	76
17 Rajb Chutti and Garang ..	2 to 5	..	77 and 78	79	79	....
18 Canals in Rohri .. ..	2 to 5	...	80 and 81	82	82	....
19 Western Nara and Pritchard.	2 to 5	..	83 and 84	85	85	....
20 Phitta Canal .. ..	2 to 5	....	86 and 87	88	88	....
21 Gharo Mahumudo .. ..	2 to 5	....	89 and 90	91	91	....
22 Kari Shumali .. ..	2 to 5	....	92 and 93	94	94	....
23 Nasirwah .. ..	2 to 5	....	95 and 96	97	97	....
24 Indus Canals (other canals in Fuleh Canals Division).	2 to 5	....	98 and 99	100	100	....
25 Dambhiro .. ..	2 to 5	....	101 and 102	103	103	....
26 Marviwah .. ..	2 to 5	..	104	105	105	....
27 Baghar Canal .. ..	2 to 5	106 and 107	108 and 109	110	110	111
28 Shahada Channel .. ..	2 to 5	....	112 and 113	114	114	....
29 Lloyd Barrage and Canals Construction.	2 to 5	115, 116, 117 and 118	....	119	119	120
30 Garkano Canal .. ..	2 to 5	....	....	121	121	122
UNPRODUCTIVE						
31 Kasurki Tank .. ..	6 to 9	....	123 and 124	125	125	....

## TABLE OF CONTENTS.

Name of Work.	No. 1, General Abstract of Financial Results.	No. 2, Capital Account.	No. 3, Revenue Account.	No. 4, Interest Account.	No. 5, Account of Indirect Charges.	No. 6 Statement comparing charges to date with sanctioned estimates.
	Pages	Pages	Pages	Pages	Pages	Pages
<i>UNPRODUCTIVE—contd.</i>						
32 Chikhi Canal .. ..	6 to 9	....	126 and 127	128	128	....
33 Hathmati and Khari Cut Canals.	6 to 9	....	129 and 130	131	131	....
34 Dambal Tank .. ..	6 to 9	....	132 and 133	134	134	....
35 Medleri Tank .. ..	6 to 9	....	135 and 136	137	137	....
36 Hartala Tank .. ..	6 to 9	....	138 and 139	140	140	....
37 Mhaswa Tank .. ..	6 to 9	....	141 and 142	143	143	....
38 Madag Tank .. ..	6 to 9	....	144 and 145	146	146	....
39 Asundi Tank .. ..	6 to 9	....	147 and 148	149	149	....
40 Ekruk Tank .. ..	6 to 9	....	150 and 151	152	152	....
41 Muchkundi Tank .. ..	6 to 9	....	153 and 154	155	155	....
42 Bhadalwadi Tank .. ..	6 to 9	....	156 and 157	158	158	....
43 Bhatodi Tank .. ..	6 to 9	....	159 and 160	161	161	....
44 Koregaon Tank .. ..	6 to 9	....	162 and 163	164	164	....
45 Krishna Canal .. ..	6 to 9	165 and 166	167 and 168	169	169	170
46 Upper Man River Works ..	6 to 9	....	171 and 172	173	173	....
47 Maini Tank .. ..	6 to 9	....	174 and 175	176	176	....
48 Ashti Tank .. ..	6 to 9	....	177 and 178	179	179	....
49 Rewari Canal .. ..	6 to 9	....	180 and 181	182	182	....
50 Shrasuphal Tank .. ..	6 to 9	....	183 and 184	185	185	....
51 Lower Panjhra River Works.	6 to 9	....	186 and 187	188	188	....
52 Yerla River Irrigation Works.	6 to 9	....	189 and 190	191	191	....
53 Parsul Tank .. ..	6 to 9	....	192 and 193	194	194	....
54 Mutha Canal including Matoba Tank.	6 to 9	195 and 196	197 and 198	199	199	200
55 Gokak Canal, 1st Section	6 to 9	....	201 and 202	203	203	....
56 Eastern Nara Works .. ..	6 to 9	204 to 206	207 and 208	209	209	210
57 Mhaswad Tank .. ..	6 to 9	....	211 and 212	213	213	....
58 Jamrao Canal .. ..	6 to 9	214 to 216	217 and 218	219	219	220
59 Jarnda Canal .. ..	6 to 9	....	221 and 222	223	223	....
60 Pathri Tank .. ..	6 to 9	....	224 and 225	226	226	....
61 Victoria Tank .. ..	6 to 9	227 and 228	....	229	229	230
62 Budhibal Tank .. ..	6 to 9	231 and 232	....	233	233	234
63 Nira Left Bank Canal and Shetphal Tank.	10 to 13	235 and 236	237 and 238	239	239	240
64 Hasanalswah .. ..	10 to 13	....	241 and 242	243	243	....
65 Dad Canal .. ..	10 to 13	244 and 245	246 and 247	248	248	249
66 Nasrat Canal .. ..	10 to 13	....	250 and 251	252	252	....
67 Kadwa River Works .. ..	10 to 13	....	253 and 254	255	255	....
68 Wangroli Tank .. ..	10 to 13	....	256 and 257	258	258	....

TABLE OF CONTENTS

\*\*\*  
III

Name of Work.	No. 1, General Abstract of Financial Results.	No. 2, Capital Account.	No. 3, Revenue Account.	No. 4, Interest Account.	No 5, Account of Indirect Charges.	No 6, Statement comparing charges to date with sanctioned estimates.
	Pages	Pages	Pages	Pages	Pages	Pages
<b>UNPRODUCTIVE—cond.</b>						
69 Tranza Nagrama Tanks ..	10 to 13	....	259 and 260	261	261	....
70 Suttah Canal ..	10 to 13	....	262 and 263	264	264	....
71 Savli Tank ..	10 to 13	....	265 and 266	267	267	....
72 Chankapur Tank ..	10 to 13	....	268 and 269	270	270	....
73 Sahiat Tank ..	10 to 13	....	271 and 272	273	273	....
74 Suki River ..	10 to 13	....	....	274	274	275
75 Godavari Canal ..	10 to 13	276 and 277	278 and 279	280	280	281
76 Futelao Tank ..	10 to 13	....	282 and 283	284	284	....
77 Seharwah ..	10 to 13	285 and 286	....	287	287	288
78 Kalri Canal ..	10 to 13	....	289 and 290	291	291	....
79 Dadu Canal ..	10 to 13	....	292 and 293	294	294	....
80 Dharma Canal ..	10 to 13	....	295 and 296	297	297	....
81 Mahwah ..	10 to 13	298 and 299	300 and 301	302	302	303
82 Gokak Canal Survey ..	10 to 13	304	....	305	305	306
83 Nura Right Bank Canal ..	10 to 13	307 and 308	309	310	310	311
83A Do. Combined Account No. 6.			312 and	313		
84 Pravara River Works ..	10 to 13	314, 315 and 316	317 and 318	319	319	320
85 Gokak Canal, 2nd Section..	10 to 13	...	....	..	..	....
86 Naulakhi (abandoned project).	10 to 13	....	....	321	321	322
87 Works for which only Revenue Accounts are kept—Sind.	....	....	323 and 324	..	..	...

## REVIEW ON THE ADMINISTRATIVE ACCOUNTS (IRRIGATION BRANCH) FOR THE YEAR 1928-29

### *Productive Works*

1. During the year under review the number of canals under this class was the same as that for the preceding year, viz., 30 of which 28 are in operation and 2 are under construction. Of these 28 canals, 11 have been in operation for over 36 years and 17 for over 7 years.

2. During the last three years the return on the Capital invested has fallen below the prescribed minimum in the case of the following canals for the number of years shown against each :—

Name of Canal	No. of years for which return is less
Alibahar Kacheri Canal	1
Mavinkop Tank	1
Sukkur Canal	3
Desert Canal	1
Fuleli Canal	1
Pinyari Canal	1
Indus Canals, Left Bank	1
Indus Canals (other Canals in Fuleli Canals Division)	2
Marviwah	1
Baghar Canal	2
Shabada Channel	1

The Local Government have ordered the continuance of the classification of the Sukkur Canal as "Productive" though there is no return for two successive years, the return for 1926-27 being only 2.43, vide G. M. No. 1021/27-I.W., dated 12th December 1929.

3. In the case of the following canals the return is very favourable :—

- Ghar Canal.
- Naulakhi Canal.
- Indus Canals, Right Bank.
- Gharo Mahamudo.
- Kari Shumali.
- Nasirwah.
- Dambhro.

The average return from Kari Shumali especially exceeds 250 per cent.

4. The cases in which the working expenses during the year have exceeded the revenue realised are noted below :—

Name of Canal	Deficit in revenue Rs.
Sukkur Canal	9,114
Desert Canal	1,48,341
Indus Canals (other Canals in Fuleli Canals Division)	3,799
Marviwah	59,349



5. Cases in which an abnormal increase in working expenses is not accompanied by an adequate increase in receipts are given below, as required by article 328 of the Account Code :—

Name of Canal	Working Expenses		Receipts	
	1927-28	1928-29	1927-28	1928-29
	Rs.	Rs.	Rs.	Rs.
Desert Canal ..	2,37,147	6,55,512	4,70,354	5,07,171
Marviwah ..	10,977	79,115	16,536	19,766

6. There has been a marked decline in receipts in the following cases as compared with those in the previous year :—

Name of Canal	Receipts	
	1927-28	1928-29
	Rs.	Rs.
Sarfrazwah .. ..	39,516	33,211
Gharo Mahamudo .. ..	1,64,745	1,58,113
Kari Shumali .. ..	80,449	76,039
Nasirwah .. ..	68,174	66,105
Shahada Channel .. ..	13,130	10,919

#### *Unproductive Works*

7. The number of canals or projects under this class is 56 ; of which 49 are in operation, 5 under construction, 1 is held in abeyance and 1 has been abandoned. Of these 30 have been in operation for nearly 28 years and the rest from 3 to 13 years.

8. *Suttah and Dadu Canals and Ekruk Tank.*—The Local Government have decided to classify these as productive and the revised classification in the case of the first two canals will take effect from 1st April 1929 and that in the case of Ekruk Tank from 1st April 1930, *vide* G. M. No. 1021/27-I.W., dated 21st May 1929 and 12th December 1929.

9. *Nira Left Bank Canal*.—The return in the case has gone over the prescribed minimum of 4 per cent. successively for the last three years. This canal is a part of the Nira Valley Development project and until it is completed and amalgamated with the main project it is not considered advisable to change its classification.

10. In the following cases the working expenses during 1928-29 have exceeded the revenue realised and some action seems necessary to see that the revenue does not fall short :—

Name of Canal	Deficit in revenue	
	Rs.	
Muchkundi Tank .. ..	..	1,557
Shirsuphal Tank .. ..	..	23,034
Yerla River Irrigation Works .. ..	..	47,874
Kadwa River Works .. ..	..	7,622
Wangroli Tank .. ..	..	3,214
Chankapur Tank .. ..	..	18,976
Sahiat Tank .. ..	..	4,963
Futelao Tank .. ..	..	1,975
Dharma Canal .. ..	..	1,500
Mahiwah .. ..	..	65,742
Nira Right Bank Canal .. ..	..	1,23,533

11. Cases in which an abnormal increase in working expenses is not accompanied by an adequate increase in receipts are noted below as required by article 328 of the Account Code :—

Name of Canal	Working Expenses		Receipts	
	1927-28	1928-29	1927-28	1928-29
	Rs.	Rs.	Rs.	Rs.
Mutha Canals including Matoba tank .. ..	1,30,224	1,37,281	3,70,523	3,02,269
Gokak Canal, 1st Section .. ..	8,105	13,542	97,630	75,405
Mhaswad Tank .. ..	12,062	19,656	48,696	43,826
Godavari Canal .. ..	2,88,182	3,34,523	6,73,126	6,03,662
Nira Right Bank Canal .. ..	1,53,066	2,30,503	1,15,140	1,06,970
Pravara River Works .. ..	3,23,937	3,40,116	8,28,613	6,00,062

12. The following canals show marked decline in receipts realised during the year 1928-29 as compared with those in the preceding year :—

Name of Canal	Receipts	
	1927-28	1928-29
	Rs.	Rs.
Dambal Tank .. .. .	3,281	1,783
Mhaswa Tank .. .. .	3,117	2,116
Ekruk Tank .. .. .	1,35,111	1,28,550
Bhatodi Tank .. .. .	10,519	8,716
Ashti .. .. .	26,946	24,812
Yerla River works .. .. .	23,505	20,845
Mutha Canals including Matoba Tank ..	3,70,523	3,02,269
Gokak Canal, 1st Section .. .. .	97,630	75,405
Mhaswad Tank .. .. .	48,696	43,826
Kadwa River Works .. .. .	48,523	33,887
Wangroli Tank .. .. .	9,230	3,780
Savli Tank .. .. .	9,880	6,398
Chankapur Tank .. .. .	39,753	38,525
Sahjat Tank .. .. .	4,524	996
Godavari Canals .. .. .	6,73,126	6,03,662
Nira Right Bank Canal .. .. .	1,15,140	1,06,970
Pravara River Works .. .. .	2,28,613	6,00,062

J. C. NIXON,  
Accountant General.

---

*No. 1—General Abstract of Financial Results showing the Estimated Cost of Construction of Productive Works, the Capital Outlay thereon, the Revenue derived therefrom, the Working Expenses and the Interest on the Debt incurred in respect of these Works for and to end of 1928-29.*

---

No. 1—General Abstract of Financial Results showing the Estimated Cost of Construction of Expenses and the Interest on the Debt incurred

Names of Projects.	ESTIMATED COST OF CONSTRUCTION			Date of closure of construction estimate or in the case of works under construction date of sanction.	CAPITAL	
	Direct Charges.	Indirect Charges.	Total.		During the year	
					Direct Charges.	Indirect Charges.
1	2	3	4	5	6	7
	Rs.	Rs.	Rs.		Rs.	Rs.
<i>55—Construction of Irrigation, Navigation, Embankment and Drainage Works—A—Irrigation Works</i>						
PRODUCTIVE.						
Ahtahar Kacheri Canal ..	1,03,430	3,739	1,07,169	31-3-1876	....	..
Sarfrazwah ..	1,18,559	6,121	1,24,680	31-3-1876	....	..
Ghar Canal ..	6,43,570	34,733	6,78,303	31-3-1879	....	..
Great Marsk Canal ..	4,41,387	16,641	4,58,028	31-3-1882	..	..
Gadikeri Tank ..	16,363	555	16,918	31-3-1882	....	..
Mavinkop do. ..	30,185	3,319	33,504	31-3-1882	....	..
Sukkur Canal ..	14,21,461	63,113	14,84,574	31-3-1886	....	..
Unharwah ..	7,89,246	21,284	8,10,530	31-3-1891	3,671	29
Begari Canal ..	24,27,993	79,572	25,07,565	31-3-1891	29,531	236
Desert do. ..	26,74,305	80,751	27,55,056	31-3-1892	....	..
Fuleh do. ..	31,20,359	1,20,140	32,40,499	31-3-1893	62	..
Navlakhi Canal ..	1,31,640	4,038	1,35,678	19-1-22	....	..
Pinyari do. ..	12,12,044	34,611	12,46,655	1921-22	3.1	3
Indus Canals—Right Bank .	89,122	1,851	90,973	1921-22	..	..
Indus Canals—Left Bank .	2,61,894	6,024	2,67,918	1921-22	32	..
Sind Canals and Branches .	8,24,066	10,414	8,34,480	1921-22	-75	-1
Rajib, Chitti and Garang Canals	2,82,206	4,618	2,86,824	1921-22	....	..
Canals in Rohri ..	1,69,693	3,317	1,73,010	1921-22	....	..
Western Nara and Pritchard	22,43,471	53,663	22,97,134	1921-22	....	..
Phitta Canal ..	25,570	566	26,136	1921-22	....	..
Gharo Mahamudo ..	1,06,040	3,745	1,09,785	1921-22	....	..
Kari Shumali ..	15,191	602	15,793	1921-22	....	..
Nasirwah ..	45,640	1,517	47,157	1921-22	....	..
Indus Canals (Other Canals in Fuleh Canals Division)	1,12,485	3,443	1,15,928	1921-22	....	..
Dambhro ..	50,514	1,304	51,818	1921-21	....	..
Marviwah ..	9,507	230	9,737	1921-22	....	..
Pezhar Canal .	7,45,054	18,391	7,63,445	1921-22	-500	..
Shahada Channel .	1,00,739	6,808	1,07,547	1921-22	....	..
Lloyd Barrage and Canals Construction.	17,80,08,068	55,39,475	18,35,47,543	7-4-1923	2,77,24,132	3,31,492
Garkino Canal ..	1,30,970	8,331	1,39,301	20-5-1924	....	1,054
Total, Productive, carried over ..	19,63,50,772	61,32,916	20,24,83,688		2,77,57,234	3,32,813

*Productive Works, the Capital Outlay thereon, the Revenue derived therefrom, the Working in respect of these Works for and to end of 1928-29*

OUTLAY INCLUSIVE OF INDIRECT CHARGES				Accumulated arrears of simple interest to end of the year.	Total capital invested to end of the year, columns 11 and 12.	GROSS RECEIPTS DURING THE YEAR 1928-29		
1928-29.	To end of 1928-29.					Direct Receipts.	Portion of Land Revenue due to works.	Total.
Total.	Direct Charges.	Indirect Charges	Total					
8	9	10	11	12	13	14	15	16
Rs.	Rs.	Rs.	Rs.	Rs.	Rs.	Rs.	Rs.	Rs.
....	1,03,430	3,739	1,07,169	....	1,07,169	1,325	10,112	11,437
....	1,18,559	6,121	1,24,680	....	1,24,680	4,631	28,580	33,211
....	6,43,570	34,733	6,78,303	...	6,78,303	29,039	8,77,237	9,06,276
....	4,41,387	16,641	4,58,028	....	4,58,028	7,253	1,28,845	1,36,098
....	16,363	555	16,918	..	16,918	..	2,356	2,356
....	30,185	3,319	33,504	2,480	35,984	..	1,297	1,297
....	14,21,461	63,113	14,84,574	..	14,84,574	9,678	1,67,848	1,77,526
3,700	7,83,811	21,244	8,05,055	...	8,05,055	2,353	2,40,117	2,42,470
29,767	24,27,993	79,572	25,07,565	...	25,07,565	41,642	7,63,084	8,04,726
....	26,74,305	80,751	27,55,056	...	27,55,056	84,361	4,22,810	5,07,171
62	31,20,359	1,20,140	32,40,499	..	32,40,499	1,33,534	7,67,231	9,00,765
....	1,31,640	4,038	1,35,678	..	1,35,678	2,031	1,51,084	1,53,115
384	12,12,044	34,611	12,46,655	..	12,46,655	3,101	3,32,433	3,35,539
....	89,122	1,851	90,973	....	90,973	512	59,477	59,989
32	2,61,854	6,024	2,67,918	.	2,67,918	2,390	1,57,816	1,60,206
-76	8,24,066	10,414	8,34,480	.	8,34,480	4,621	2,56,604	2,61,225
....	2,82,206	4,618	2,86,824	....	2,86,824	931	59,789	60,720
....	1,69,693	3,317	1,73,010	.	1,73,010	4,948	1,44,568	1,49,516
....	22,43,471	53,663	22,97,134	....	22,97,134	27,341	9,74,783	10,02,124
....	25,570	566	26,136	..	26,136	341	12,587	12,928
....	1,06,040	3,745	1,09,785	...	1,09,785	8,597	1,49,516	1,58,113
....	15,191	602	15,793	..	15,793	4,303	71,736	76,039
....	45,640	1,517	47,157	..	47,157	1,236	64,869	66,105
....	1,12,485	3,443	1,15,928	..	1,15,928	2,340	70,891	73,231
....	50,514	1,304	51,818	..	51,818	1,430	41,636	43,066
....	9,507	230	9,737	52,395	62,132	54	19,712	19,766
-500	7,45,054	18,391	7,63,445	....	7,63,445	3,363	78,611	81,974
....	1,00,739	6,808	1,07,547	.	1,07,547	4,762	6,157	10,919
2,80,55,624	10,74,50,343	23,47,496	10,97,97,839	48,86,040	11,46,83,879	....	....	....
1,054	130,970	8,331	1,39,301	38,069	1,77,370	....	....	....
2,80,90,047	12,57,87,612	29,40,897	12,87,28,509	49,78,984	13,37,07,493	3,86,117	60,61,791	64,47,908

No 1.—General Abstract of Financial Results showing the Estimated Cost of Construction of Expenses and the Interest on the Debt incurred

Names of Projects.	WORKING EXPENSES AND MAINTENANCE DURING 1928-29 INCLUSIVE OF INDIRECT CHARGES.			PERCENTAGE OUTLAY	
	Direct Charges	Indirect Charges.	Total.	Net Revenue Surplus + Debit —.	Gain.
	17	18	19	20	21A
	Rs.	Rs.	Rs.	Rs.	
<i>55—Construction of Irrigation, Navigation, Embankment and Drainage Works—A—Irrigation Works</i>					
PRODUCTIVE.					
Alibahar Kacheri Canal .. ..	9,832	55	9,887	1,550	1·45
Sarfranzwah .. ..	19,878	120	19,998	13,213	10·60
Ghar Canal .. ..	2,88,385	1,885	2,90,270	6,16,006	90·82
Great Marak Canal .. ..	38,504	193	38,697	97,401	21·27
Gadikeri Tank .. ..	379	1	380	1,976	11·68
Mavinkop do .. ..	278	1	279	1,018	3·04
Sukkur Canal .. ..	1,85,240	1,400	1,86,640	-9,114	..
Unharwah .. ..	1,01,951	702	1,02,653	1,39,817	17·37
Begari Canal .. ..	5,85,897	4,333	5,90,230	2,14,496	8·55
Desert do. .. ..	6,50,505	5,007	6,55,512	-1,48,341	..
Fuleli do. .. ..	3,02,280	1,615	3,03,895	5,96,870	18·42
Navlakhi Canal .. ..	96,321	600	96,921	56,194	41·42
Pinyari do. .. ..	1,67,452	1,179	1,68,631	1,66,908	13·39
Indus Canals—Right Bank .. ..	23,491	161	23,652	36,337	39·94
Indus Canals—Left Bank .. ..	74,198	502	74,700	85,506	31·91
Sind Canals and Branches .. ..	1,15,456	803	1,16,259	1,44,966	17·37
Rajib, Chitti and Garang .. ..	26,900	165	27,065	33,655	11·73
Canals in Rohri .. ..	1,08,437	799	1,09,236	40,280	23·28
Western Nara and Pritchard .. ..	3,85,972	2,631	3,88,603	6,13,521	26·71
Phitta Canal .. ..	5,646	39	5,685	7,243	27·71
Gharo Mahamudo .. ..	76,566	464	77,030	81,083	73·86
Kari Shumab .. ..	35,162	212	35,374	40,665	257·49
Naurwah .. ..	34,554	212	34,766	31,339	66·46
Indus Canals (Other Canals in Fuleli Canals Division) .. ..	76,535	495	77,030	-3,799	..
Dambhro .. ..	19,738	118	19,856	23,210	44·79
Marviwah .. ..	78,496	619	79,115	-59,349	..
Beghar Canal .. ..	42,328	301	42,629	39,345	5·15
Shahada Channel .. ..	6,126	21	6,147	4,772	4·44
Lloyd Barrage and Canals Construction.	....	....	....	....	..
Garkino Canal .. ..	....	....	....	....	..
Total, Productive, carried over ..	35,56,507	24,633	35,81,140	28,66,768	2·23

# ADMINISTRATIVE ACCOUNTS FOR THE YEAR 1928-29.

5

*Productive Works, the Capital Outlay thereon, the Revenue derived therefrom, the Working in respect of these Works for and to end of 1928-29.*

ON CAPITAL (COL. 11).		Net gain	Net loss.	PERCENTAGE OF NET REVENUE (COL. 20) ON CAPITAL INVESTED (COL. 13).			Prescribed rate of interest as test of productivity.
				Loss.	Simple interest during 1928-29	During 1926-27	
21B	22	23	24	25	26	27	28
Rs.	Rs	Rs	Rs				
...	5,112	....	3,562	9.54	3.96	1.45	4
....	3,942	9,271	. . .	14.45	17.24	10.60	4
.	23,383	5,92,623	....	64.28	51.69	90.82	4
. . .	19,554	77,847	....	16.30	16.24	21.27	4
. . .	544	1,432	. . .	11.66	11.72	11.68	4
....	1,004	14	....	3.84	4.53	2.83	4
0 61	48,449	....	57,563	2.43	....	....	4
...	26,292	1,13,525	....	20.45	15.06	17.37	4
....	81,097	1,33,399	....	11.08	8.30	8.55	4
7 87	89,622	. . .	2,37,963	10.42	8.46	...	4
....	1,28,688	4,68,182	....	1.66	10.13	18.42	4
....	5,048	51,146	. . .	81.24	25.51	41.42	5
....	55,162	1,11,746	...	5.50	....	13.39	5
....	3,939	32,398	...	18.44	8.89	39.94	5
....	9,815	75,691	. . .	17.21	...	31.91	5
....	29,633	1,15,333	....	19.19	11.50	17.37	5
....	10,040	23,615	....	18.10	8.88	11.73	5
....	6,738	33,542	. . .	23.11	9.28	23.28	5
....	80,793	5,32,728	....	21.15	18.47	26.71	5
....	872	6,371	....	38.45	26.01	27.71	5
....	3,803	77,280	....	77.51	78.85	73.86	5
....	609	40,056	....	232.56	276.18	257.49	5
....	1,720	29,619	...	71.03	66.24	66.46	5
0.26	4,619	....	8,418	25.40	...	...	5
....	1,731	21,479	....	58.21	54.51	44.79	5
0 16	316	....	59,665	7.88	57.09	....	5
....	35,636	3,709	. . .	4.41	3.87	5.15	5
....	4,179	593	....	7.50	6.39	4.44	5
....	10,10,139	....	10,10,139	....	....	....	6
....	7,086	....	7,086	....	....	....	6
..	16,99,565	11,67,203	....	3.78	1.98	2.14	....



Names of Projects.	ESTIMATED COST OF CONSTRUCTION			Date of closure of construction estimate or in the case of works under construction date of sanction	CAPITAL	
	Direct Charges	Indirect Charges	Total.		During	
					Direct Charges.	Indirect Charges.
1	2	3	4	5	6	7
Brought forward ..	Rs. 19,63,50,772	Rs. 61,32,916	Rs. 20,24,83,688	..	Rs. 2,77,57,234	Rs. 3,32,813
<i>55.—Construction of Irrigation, Navigation, Embankment and Drainage Works—A—Irrigation Works.</i>						
UNPRODUCTIVE						
Kasurdi Tank ..	40,812	4,778	45,590	31-3-1878	..	..
Chikhli Canal ..	53,805	3,639	57,442	31-3-1883	..	..
Hathmati and Khanent Canal	12,43,648	75,081	13,18,729	1883-84	..	..
Dambal Tank ..	60,847	3,133	63,980	31-3-1885	..	..
Medleri do. ..	78,354	3,038	81,392	31-3-1886	..	..
Hartala do. ..	47,948	25,434	73,382	31-3-1887	..	..
Mhaswa do. ..	1,28,781	10,175	1,38,956	31-3-1887	..	..
Madag do. ..	1,61,248	6,350	1,67,598	31-3-1889	..	..
Asundi do. ..	60,741	14,254	74,995	31-3-1890	..	..
Ekrak do. ..	12,28,117	1,12,269	13,40,386	31-3-1891	..	..
Muchkundi Tank ..	1,40,217	18,490	1,58,707	31-3-1891	..	..
Bhadalwadi do. ..	2,13,115	14,307	2,27,422	31-3-1891	..	..
Bhatodi do. ..	3,52,685	27,022	3,79,707	31-3-1892	..	..
Koregaon do. ..	37,923	1,266	39,189	31-3-1892	..	..
Krishna Canal ..	9,00,299	51,751	9,52,050	31-3-1892	..	..
Upper Man River Works ..	4,15,835	23,451	4,39,286	31-3-1892	..	..
Maini Tank ..	4,70,538	25,792	4,96,330	31-3-1892	..	..
Ashti do. ..	7,62,493	79,215	8,41,708	31-3-1893	..	..
Revari Canal ..	56,771	3,040	59,811	31-3-1893	..	..
Shirsuphal Tank ..	2,12,199	12,369	2,24,568	31-3-1893	..	..
Lower Pinjhra River Works	4,45,382	23,239	4,68,621	31-3-1895	..	..
Yerla River Irrigation Works	7,35,672	45,836	7,81,508	31-3-1896	..	..
Parsul Tank ..	2,11,995	6,951	2,18,946	31-3-1896	..	..
Mutha Canals including Matoba Tank	63,83,831	3,13,337	66,97,168	31-3-1897	1,731	9
Gokak Canal—1st Section and Storage Works	13,82,629	83,538	14,66,167	31-3-1897	..	..
Eastern Nara Works ..	85,39,761	2,99,510	88,39,271	31-3-1898	1,20,301	926
Mhaswad Tank ..	20,05,553	90,463	20,96,016	31-3-1901	..	..
Jamrao Canal ..	98,38,218	2,96,387	1,01,34,605	31-3-1902	1,06,633	822
Jamda do. ..	10,01,146	50,214	10,51,360	31-3-1902	..	..
Pathri Tank ..	6,27,825	15,021	6,42,846	31-3-1902	..	..
Victoria do. ..	4,37,530	23,473	4,61,003	22-3-1905	—19	..
Budhihal do. ..	13,98,529	56,091	14,54,620	14-4-1905	294	5
Carried over ..	3,96,74,445	18,18,914	4,14,93,359		2,28,940	1,762
	19,63,50,772	61,32,916	20,24,83,688		2,77,57,234	3,32,813

## ADMINISTRATIVE ACCOUNTS FOR THE YEAR 1928-29.

7

OUTLAY INCLUSIVE OF INDIRECT CHARGES.				Accumulated arrears of simple interest to end of the year	Total capital invested to end of the year (columns 11 and 12)	GROSS RECEIPTS DURING THE YEAR 1928-29.		
1928-29	To end of 1928-29.					Direct Receipts	Portion of Land Revenue due to works	Total
Total.	Direct Charges	Indirect Charges.	Total					
8	9	10	11	12	13	14	15	16
Rs	Rs	Rs.	Rs	Rs	Rs	Rs	Rs	Rs
2,80,90,047	12,57,87,612	29,40,897	12,87,28,509	49,78,984	13,37,07,493	3,86,177	60,61,791	64,47,908
....	40,812	4,778	45,590	1,18,740	1,64,330	4,242	..	4,242
....	53,803	3,639	57,442	1,12,688	1,70,130	2,725	..	2,725
....	12,43,648	75,681	13,18,729	12,83,718	26,02,447	67,137	..	67,137
....	60,847	3,133	63,980	77,639	1,41,619	867	916	1,783
....	78,354	3,038	81,392	1,59,647	2,41,039	1,102	..	1,102
....	47,943	25,434	73,382	79,063	1,52,445	924	..	924
...	1,28,781	10,175	1,38,956	2,59,551	3,98,507	2,116	..	2,116
....	1,61,248	6,350	1,67,598	3,60,460	5,28,058	3,037	.	3,037
...	60,741	14,254	74,995	1,14,150	1,89,145	628	686	1,314
.	12,28,117	1,12,269	13,40,386	7,55,061	20,95,447	1,28,550	..	1,28,550
...	1,40,217	18,490	1,58,707	2,50,940	4,09,647	113	..	113
....	2,13,115	14,307	2,27,422	3,35,476	5,62,898	9,567	.	9,567
....	3,52,685	27,022	3,79,707	7,19,583	10,99,290	6,285	2,431	8,716
....	37,923	1,266	39,189	95,563	1,34,752	2,105	..	2,105
.	8,98,163	51,644	9,49,807	5,16,972	14,66,779	71,441	.	71,441
.	4,15,835	23,451	4,39,286	8,52,850	12,92,136	6,829	..	6,829
....	4,70,538	25,792	4,96,330	7,44,672	12,41,002	8,438	..	8,438
..	7,62,493	79,215	8,41,708	11,09,898	19,51,606	24,812	..	24,812
....	56,771	3,040	59,811	52,619	1,12,430	3,021	..	3,021
...	2,12,199	12,369	2,24,568	3,87,799	6,12,367	5,110	..	5,110
....	4,45,382	23,239	4,68,621	4,78,398	9,47,019	19,237	8,954	23,191
....	7,35,672	45,836	7,81,508	13,27,768	21,09,276	20,845	..	20,845
...	2,08,007	6,988	2,14,995	2,66,771	4,81,766	7,855	.	7,865
1,740	62,56,358	2,95,843	65,52,201	38,93,686	1,04,45,887	3,02,196	73	3,02,269
....	13,62,629	83,538	14,66,167	4,55,351	19,21,518	75,405	..	75,405
1,21,227	83,88,675	2,97,095	86,85,770		86,85,770	49,630	4,91,572	5,41,202
....	20,05,553	90,463	20,96,016	26,77,672	47,73,688	43,826	..	43,826
1,07,455	97,02,619	2,94,221	99,96,840	3,42,498	1,03,39,338	45,165	7,71,946	8,17,111
..	10,01,146	50,214	10,51,360	25,27,638	35,78,998	11,430	..	11,430
....	6,27,825	15,021	6,42,846	4,69,941	11,12,787	14,010	..	14,010
-19	62,517	4,032	66,549	48,951	1,15,500	....	..	..
299	4,93,451	18,435	5,11,886	3,99,030	9,10,916	....	..	..
2,30,702	3,79,74,072	17,39,672	3,97,13,744	2,12,74,793	6,09,88,537	9,38,658	12,76,578	22,15,236
2,80,90,047	12,57,87,612	29,40,897	12,87,28,509	49,78,984	13,37,07,493	3,86,117	60,61,791	64,47,908

Name of Projects  1	WORKING EXPENSES AND MAINTENANCE DURING 1928-29 INCLUSIVE OF INDIRECT CHARGES.			Net Revenue Surplus + Deficit —  20	PERCENTAGE OUTLAY
	Direct Charges.	Indirect Charges.	Total.		Gain.
	17	18	19		21A
Brought forward	Rs. 35,56,507	Rs. 24,633	Rs. 35,81,140	Rs. 28,66,768	
<i>55—Construction of Irrigation, Navigation, Embankment and Drainage Works—A—Irrigation Works</i>					
UNPRODUCTIVE.					
Kasurdi Tank .. .. .	1,404	5	1,409	2,833	6'21
Chikhli Canal .. .. .	2,068	11	2,079	646	1'12
Hathmati and Kharient Canal .. .. .	37,549	292	37,841	29,296	2'22
Dambal Tank .. .. .	725	2	727	1,056	1'65
Medlers do .. .. .	1,105	3	1,108	—6	..
Hartala do. .. .. .	918	5	923	1	..
Mhaswa do. .. .. .	1,846	10	1,856	260	0 19
Madag do .. .. .	2,112	6	2,118	919	0 55
Asundi do. .. .. .	1,345	4	1,349	—35	..
Ekrak do. .. .. .	26,392	118	26,510	1,02,040	7'61
Muchkundi Tank .. .. .	1,661	9	1,670	—1,557	..
Bhadalwadi do .. .. .	4,385	16	4,401	5,166	2'27
Bhatodi Tank .. .. .	4,940	25	4,965	3,751	0'99
Koregaon do. .. .. .	1,923	10	1,933	172	0 44
Krishna Canal .. .. .	29,981	137	30,118	41,323	4 35
Upper Man River Works .. .. .	7,202	39	7,241	—412	..
Maini Tank .. .. .	5,200	28	5,228	3,210	0'65
Aasht do. .. .. .	13,052	62	13,114	11,698	1'39
Revari Canal .. .. .	2,751	15	2,766	255	0'43
Shirsuphal Tank .. .. .	28,036	108	28,144	—23,034	..
Lower Panjhra River Works .. .. .	6,512	12	6,524	21,667	4'62
Yerla River Irrigation Works .. .. .	68,343	376	68,719	—47,874	..
Parvul Tank .. .. .	2,258	6	2,264	5,601	2'61
Mutha Canals including Matoba Tank .. .. .	1,36,766	515	1,37,281	1,64,988	2'52
Gokak Canal—1st Section and Storage Works .. .. .	13,505	37	13,542	61,863	4 23
Eastern Nara Works .. .. .	4,14,998	2,155	4,17,153	1,24,049	1'43
Mhaswad Tank .. .. .	19,586	70	19,656	24,170	1'15
Jamrao Canal .. .. .	5,62,500	2,620	5,65,120	2,51,991	2'52
Jamda do. .. .. .	11,025	59	11,084	346	0 03
Pathri Tank .. .. .	3,794	18	3,812	10,198	1'59
Victoria Tank .. .. .	....	....	....	..	..
Budhilal do. .. .. .	....	....	....	....	..
Carried over ..	14,13,882	6,773	14,20,655	7,94,581	..
	35,56,507	24,633	35,81,140	28,66,768	..

ON CAPITAL (COL. 11).	Simple Interest during 1928-29	Net gain	Net loss	PERCENTAGE NET REVENUE (COL. 20) ON CAPITAL INVESTED (COL. 13)			Prescribed rate of interest as a test of Productivity
				During 1926-27.	During 1927-28	During 1928-29	
Loss.							
21B	22	23	24	25	26	27	28
Rs. ....	Rs. 16,99,565	Rs. 11,67,203	Rs. .	....	.	....	....
....	1,357	1,476	..	....	..	1.72	4
....	1,789	...	1,143	....	0.34	0.38	4
..	41,409	..	12,113	....	....	1.13	4
....	2,023	....	967	2.58	1.90	0.75	4
....	2,605	....	2,611	....	....	....	4
....	1,594	..	1,593	..	....	..	4
....	4,282	....	4,022	0.53	0.34	0.07	4
....	5,362	....	4,443	0.73	0.10	0.17	4
0.05	2,020	..	2,055	0.03	0.55	....	4
....	40,837	61,203	....	5.14	5.18	4.87	4
0.98	4,663	..	6,220	0.53	....	....	4
....	7,087	....	1,921	....	0.25	0.92	4
....	11,727	..	7,976	0.28	0.55	0.34	4
....	1,261	....	1,089	....	..	0.13	4
....	29,975	11,348	....	3.61	2.08	2.82	4
0.09	13,827	..	14,239	..	0.03	....	4
....	15,822	....	12,612	0.93	0.32	0.26	4
....	25,468	..	13,770	0.86	0.72	0.60	4
....	1,888	....	1,633	....	0.89	0.23	4
10.26	7,056	....	30,090	0.67	....	....	4
....	14,810	6,857	....	1.58	1.09	2.28	4
6.13	24,799	....	72,673	0.29	....	....	4
....	6,917	..	1,316	0.33	0.21	1.16	4
....	2,07,951	..	42,963	2.73	2.31	1.58	4
....	47,661	14,202	....	3.86	4.62	3.22	4
....	3,10,501	....	186,452	1.01	0.02	1.43	4
....	66,688	....	42,518	0.82	0.77	0.51	4
....	3,43,060	....	91,069	2.12	0.82	2.44	4
....	33,498	....	33,152	0.04	....	0.01	4
....	20,876	....	10,678	0.62	1.10	0.51	4
....	2,245	..	2,245	....	....	....	4
....	16,451	....	16,451	....	....	....	4
....	13,17,509	.	5,22,928	.	....	....	..
....	16,99,565	11,67,203	....	....	....	....	....

Name of Projects 1	ESTIMATED COST OF CONSTRUCTION			Date of closure of construction estimates or in the case of works under construction date sanction 5	CAPITAL OUTLAY	
	Direct Charges. 2	Indirect Charges 3	Total 4		During	
					Direct Charges 6	Indirect Charges 7
	Rs.	Rs.	Rs.		Rs.	Rs.
Brought forward	19,63,50,772	61,32,916	20,24,83,688		2,77,57,234	3,32,813
	3,96,74,445	18,18,914	4,14,93,359		2,28,940	1,762
<b>55.—Construction of Irrigation, Navigation, Embankment and Drainage Works—A—Irrigation Works.</b>						
<b>UNPRODUCTIVE.</b>						
Nira Left Bank Canal and Shetphal Tank.	98,25,113	4,90,102	1,03,15,215	31-3-1906	5,03,445	2,653
Hosanalwah .. .. .	2,96,463	15,085	3,11,548	31-3-1907	..	..
Dad Canal .. .. .	26,11,993	99,656	27,11,649	31-3-1907	—975	—7
Nasrat do .. .. .	18,26,178	58,407	18,84,585	31-3-1907	..	..
Kadva River Works	9,73,359	62,517	10,35,876	31-3-1908	..	..
Wangroli Tank .. .. .	2,42,512	50,783	2,93,295	31-3-1909	..	..
Tranza-Nagrama Tanks .. .. .	2,38,032	42,603	2,80,635	30-6-1909	..	..
Suttah Canal .. .. .	1,81,886	6,270	1,88,156	31-3-1910	..	..
Savi Tank .. .. .	2,34,179	21,031	2,55,210	31-3-1910	..	..
Chankapur do .. .. .	19,87,839	68,592	20,56,431	31-3-1910	..	..
Sahat do .. .. .	1,58,452	25,577	1,84,029	31-3-1912	..	..
Suki River .. .. .	..	..	..	7-6-1913	..	..
Godavari Canals .. .. .	59,64,252	5,06,638	1,04,70,890	31-3-1916	1,640	9
Futelo Tank .. .. .	1,07,356	9,105	1,16,461	30-11-1916	..	..
Seharwah .. .. .	8,57,487	22,038	8,79,525	15-3-1920	..	..
Kolra Canal .. .. .	98,514	3,058	1,01,572	1921-22	..	..
Dadu do. .. .. .	28,249	666	28,915	1921-22	..	..
Dharma do. .. .. .	95,509	2,323	97,832	1921-22	..	..
Mabwah .. .. .	14,41,012	59,644	15,00,656	30-8-1922	14,959	120
Gokak Canal Survey .. .. .	67,865	..	67,865	6-12-1923	..	..
Nira Right Bank Canal .. .. .	5,65,20,207	17,87,052	5,83,07,259	18-9-1924	10,59,406	7,028
Pravara River Works .. .. .	1,44,94,537	5,12,931	1,50,07,468	30-6-1926	—224	..
Gokak Canal—2nd Section	1,78,001	13,934	1,91,935	In Abeyance.	..	..
Naulakhi (abandoned project)	12,17,935	44,619	12,62,554	Abandoned Project.	..	..
Total, Unproductive	14,33,21,375	57,21,605	14,90,42,980		18,47,191	11,565
Grand Total, 55—Construction of Irrigation Works	33,96,72,147	1,18,54,521	35,15,26,668		2,96,04,425	3,44,378

NOTE—Direct Charges under Working Expenses include share of collection charges in the Civil Department

# ADMINISTRATIVE ACCOUNTS FOR THE YEAR 1928-29

INCLUSIVE OF INDIRECT CHARGES.				Accumulated arrears of simple interest to end of the year	Total Capital invested end of the year col 11 and 12.	GROSS RECEIPTS DURING 1928-29		
1928-29.	To end of 1928-29					Direct Receipts.	Portion of Land revenue due to works.	Total
Total.	Direct Charges.	Indirect Charges.	Total.					
8	9	10	11	12	13	14	15	16
Rs	Rs	Rs.	Rs	Rs.	Rs	Rs.	Rs.	Rs
2,80,90,047	12,57,87,612	29,40,897	12,87,28,509	49,78,984	13,37,07,493	3,86,117	60,61,791	64,47,508
2,30,702	3,79,74,072	17,39,672	3,97,13,744	2,12,74,793	6,09,88,537	9,38,658	12,76,578	22,15,226
5,06,098	1,17,07,388	4,76,998	1,21,84,386	.	1,21,84,386	10,28,106	..	10,28,106
....	2,96,463	15,085	3,11,548	..	3,11,548	841	52,474	53,315
-982	26,14,183	95,109	27,09,292	9,02,015	36,11,307	5,331	2,40,445	2,45,766
..	18,26,178	58,407	18,84,585	7,21,913	26,06,498	2,367	2,38,007	2,40,374
.. .	9,73,359	62,517	10,35,876	13,95,108	24,30,984	33,293	594	33,887
....	2,42,512	50,783	2,93,295	2,47,383	5,40,678	3,780	...	3,780
....	2,38,032	42,603	2,80,635	2,49,093	5,29,728	2,291	...	2,291
....	1,81,886	6,270	1,88,156	..	1,88,156	—/	55,993	35,992
....	2,34,179	21,031	2,55,210	2,42,551	4,97,761	6,398	....	6,398
....	19,87,839	68,592	20,56,431	15,32,639	35,89,070	38,525	..	38,525
....	1,58,452	25,577	1,84,029	2,62,482	4,46,511	996	....	996
....	15,139	385	15,524	8,951	24,475	..	....	..
1,649	98,10,221	5,01,657	1,03,11,678	31,74,798	1,34,86,676	6,03,662	....	6,03,662
....	1,07,356	9,105	1,16,461	72,344	1,88,805	586	....	586
....	25,830	526	26,356	14,199	40,555	....	....	..
....	98,514	3,058	1,01,572	41,741	1,43,313	360	50,168	50,528
....	28,249	666	28,915	..	28,915	874	29,417	30,291
.. .	95,509	2,323	97,832	97,625	1,95,457	3,397	-2,392	1,005
15,079	14,13,136	59,440	14,72,576	22,93,045	37,65,621	5,397	73,599	78,996
....	98,859	4,650	1,03,509	34,009	1,37,518	...	..	..
11,06,434	3,63,75,400	10,56,799	3,74,32,159	1,48,80,814	5,23,13,013	1,06,970	....	1,06,970
-224	1,44,94,537	5,12,931	1,50,07,468	71,51,137	2,21,58,605	5,99,986	76	6,00,062
....	1,76,306	13,978	1,90,284	3,37,427	5,27,711	....	....	..
....	5,112	33	5,145	4,498	9,643	....	....	..
18,58,756	12,11,78,711	48,28,195	12,60,06,906	5,49,38,565	18,09,45,471	33,81,817	19,94,959	53,76,776
2,99,48,803	24,69,66,323	77,69,092	25,47,35,415	5,99,17,549	31,46,52,964	37,67,934	80,56,750	1,18,24,680

calculated at certain percentages fixed by Government, but which are not adjusted in Finance Accounts.

Name of Projects	WORKING EXPENSES AND MAINTENANCE DURING 1928-29 INCLUSIVE OF INDIRECT CHARGES.			Net Revenue Surplus + Deficit -.	PERCENTAGE OUTLAY
	Direct Charges.	Indirect Charges.	Total.		Gain.
	17	18	19		20
	Rs	Rs	Rs	Rs.	
Brought forward ..	35,56,507	24,633	35,81,140	28,66,768	..
	14,13,882	6,773	14,20,655	7,94,581	.
<i>55.—Construction of Irrigation, Navigation, Embankment and Drainage Works—A—Irrigation Works.</i>					
UNPRODUCTIVE.					
Nira Left Bank Canal and Shetphal Tank	3,22,456	797	3,23,253	7,04,853	5.78
Hassanliwah .. .. .	38,498	174	38,672	14,643	4.70
Dad Canal .. .. .	2,01,187	915	2,02,102	43,674	1.61
Nerrat do. .. .. .	1,18,672	528	1,19,200	1,21,174	6.43
Kadva River Works .. .. .	41,389	120	41,509	-7,622	..
Wangroli Tank .. .. .	6,538	56	6,994	-3,214	..
Tranra-Nagrama Tanks .. .. .	2,505	20	2,525	-234	..
Suttah Canal .. .. .	7,680	47	7,727	28,265	15.02
Savli Tank .. .. .	6,299	50	6,349	49	0.02
Chankapur do .. .. .	57,335	166	57,501	-18,976	..
Sahat do. .. .. .	5,911	48	5,959	-4,963	..
Sula River .. .. .	....	....	..	....	..
Godavari Canals .. .. .	3,33,630	893	3,34,523	2,69,139	2.61
Futelo Tank .. .. .	2,540	21	2,561	-1,975	..
Shearwah .. .. .	....	....	....	....	..
Kalri Canal .. .. .	46,982	352	47,334	3,194	3.14
Dadu do. .. .. .	17,353	125	17,478	12,813	44.31
Dharma do. .. .. .	2,504	1	2,505	-1,500	..
Mahiwah .. .. .	1,43,627	1,111	1,44,738	-65,742	..
Gokak Canal Survey .. .. .	....	....	....	....	..
Nira Right Bank Canal .. .. .	2,29,611	892	2,30,503	-1,23,533	..
Pravara River Works .. .. .	3,39,199	917	3,40,116	2,59,946	1.73
Gokak Canal—2nd Section .. .. .	....	..	..	..	..
Naulakhu (abandoned Project) .. .. .	....	....	....	....	..
Total, Unproductive ..	33,38,198	14,006	33,52,204	20,24,572	1.61
Grand Total, 55—Construction of Irrigation Works	68,94,705	38,639	69,33,344	48,91,340	1.92

ON CAPITAL (COL. 11).	Simple Interest during 1928-29.	Net Gain	Net Loss	PERCENTAGE OF NET REVENUE (COL. 20) ON CAPITAL INVESTED (COL. 13)			Prescribed rate of interest as test of Productivity.
				Loss.	During 1926-27	During 1927-28.	
21B	22	23	24	25	26	27	28
Rs.	Rs.	Rs.	Rs.				
.. .	16,99,565	11,67,203	-	....	.	....	....
....	13,17,509	.	5,22,928	.	.. .	....	....
....	4,92,647	2,12,206	..	5.16	6.64	5.78	.. .
...	9,994	4,649	....	4.90	....	4.70	4
....	87,737	.. .	44,063	1.83	0.84	1.21	4
....	61,030	60,144	....	...	1.01	4.65	4
0.74	32,400	....	40,022	....	..	....	4
1.09	8,138	....	11,352	....	0.31	...	4
0.08	7,915	.. .	8,149	....	....	....	4
....	6,212	22,053	.. .	8.99	4.20	15.02	4
....	7,787	....	7,738	.. .	0.51	0.01	4
0.92	69,159	..	88,135	0.26	...	....	4
2.70	5,269	...	10,232	....	....	....	4
....	503	....	503	...	....	....	4
....	3,32,194	..	63,055	0.69	2.86	2.00	4
1.70	3,570	....	5,545	.. .	...	....	4
....	1,398	.	1,398	.	..	....	5
....	3,985	....	791	....	...	2.23	5
....	939	11,874	.. .	45.04	43.42	44.31	5
1.53	3,384	....	4,884	.. .	....	....	5
4.46	47,254	.. .	1,12,596	.. .	.. .	....	6
....	5,348	.	5,348	....	....	....	6
0.33	17,14,275	....	18,37,808	....	....	...	6
....	6,27,333	.. .	3,67,387	1.09	2.32	1.34	6
....	5,863	....	5,863	.. .	....	....	....
.. .	170	....	170	.	....	.	....
....	48,52,013	...	28,27,441	1.03	1.17	1.12	..
..	65,51,578	....	16,60,238	1.89	1.47	1.55	....

J. C. NIXON,  
Accountant General.



## ALIBAHAR KACHERI CANAL.

## CANAL PROJECT.

No. 3.—Revenue Account for, and to end of, 1928-29.

Receipts	TOTAL			Charges	TOTAL.		
	Previous	1928-29	Total.		Previous.	1928-29	Total.
	Rs	Rs	Rs		Rs	Rs.	Rs
<b>I.—DIRECT RECEIPTS.</b>				<b>I—EXTENSIONS AND IMPROVEMENTS.</b>			
1. Water-rates from Irrigation ..	29,667	666	30,333	2. Main Canals and Branches ..	6,911	..	6,911
5. Plantations ..	7,994	..	8,344	4 Drainage and Protective Works	245	.	245
6. Other canal produce ..		350					
8. Navigation ..	3	..	3	Total ..	7,156	..	7,156
10 Fines ..	1,149	..	1,149				
11. Miscellaneous receipts ..	6,889	309	7,193	<b>II.—MAINTENANCE AND REPAIRS.</b>			
12. <i>Deduct—Refunds</i> ..	1	..	1	2. Main Canals and Branches ..	18,288	5,549	23,837
Total ..	45,701	1,325	47,026	3. Distributance.	12,672	.	12,672
<b>II—INDIRECT RECEIPTS</b>				Total ..	30,960	5,549	36,509
Irrigation share of land Revenue collected in the Civil Department ..	3,69,969	9,265	3,79,234	<b>III—COMPENSATION</b> ..	..	..	..
4 per cent. on 9/10ths of the proceeds from sales of occupancy rights per Govt of India Nos 53 and 58-A I, dated respectively 20th June and 1st August 1889, communicated in Government Resolution No 1209 dated 10th July, and No 1913, dated 7th November 1889, to end of 1920-21 and thereafter at the average rate communicated by Local Government, vide Government Order, P. W. D. No W I 11143 dated 20th July 1921 ..	25,706	847	26,553	<b>IV—ESTABLISHMENT.</b>			
Total ..	3,95,675	10,112	4,05,787	1 and 2. Direction and Accounts..	36,618	2,991	39,609
				3. Executive ..			
				4. Pensionary charges ..	435	419	857
				Total ..	37,056	3,410	40,466
Total Receipts ..	4,41,376	11,437	4,52,813	<b>V.—TOOLS AND PLANT</b> ..	1,597	277	1,874
Carried over ..	4,41,376	11,437	4,52,813	Carried over ..	76,769	9,236	86,005

ALIBAHAR KACHERI CANAL.

CANAL PROJECT

No 3—Revenue Account for, and to end of, 1928-29.

Receipts	TOTAL			Charges	TOTAL		
	Previous.	1928-29	Total		Previous	1928-29	Total.
	Rs	Rs	Rs		Rs.	Rs	Rs
Brought forward.	4,41,376	11,437	4,52,813	Brought forward.	76,769	9,236	86,005
<i>Note</i> —Loss to the canal on account of difference between assessment of water-rates on jaghir lands and assessment at the ordinary rates in force for Government lands noted here per Government of India Letter No 233-F, dated 14th June 1883 communicated under Government Resolution No 400 dated 11th August 1883				VI—REFUNDS OF REVENUE .	19		19
				Total	76,788	9,236	86,024
				Share of collection charges in the Civil Department	29,845	595	30,441
				Total Direct Charges	1,06,633	9,832	1,16,465
Rs. To end of 1927-28	1,38,026			Indirect Charges debitable to Revenue Account as per Account No 5	5,231	55	5,336
Loss for 1928-29	2,106			Total Charges	1,11,914	9,887	1,21,831
Total	1,40,132			Balance Net Revenue	3,29,462	1,550	3,31,012
<b>GRAND TOTAL</b>	<b>4,41,376</b>	<b>11,437</b>	<b>4,52,813</b>	<b>GRAND TOTAL</b>	<b>4,41,376</b>	<b>11,437</b>	<b>4,52,813</b>

A B—Last Capital Account detailed in the Administrative Accounts for 1921-22. Construction Estimate closed on 31st March 1876—vide G R No 1411, dated 12th September 1893. Completion Report approved in G R No 1229, dated 1st August 1894.

## ALIBAHAR KACHERI CANAL.

## CANAL PROJECT.

No. 4.—Interest Account for, and to end of, 1928-29.

	Amount.			Amount.	
		Rs.			Rs.
Total interest charges to end of 1927-28 .. .. .		80,043	Net Revenue realized to end of 1927-28 as per No. 3 .. .. .		3,29,462
Interest charges for the year 1928-29 .. .. .		5,112	Net Revenue realized during 1928-29 as per No. 3 .. .. .		1,550
On Rs 23,207 outlay to end of the year 1916-17 at the average rate 3.3252 per cent. ..	Rs.	772	Total Net Revenue realized to end of the year as per No. 3 .. .. .		3,31,012
On subsequent outlay Rs. 80,223 at the flat rate 5.41 per cent. ..		4,340	Balance net interest charges ..		-2,45,857
Total ..		85,155	Total ..		85,155

No. 5.—Account of Indirect Charges for, and to end of, 1928-29.

Particulars.	Previous	1928-29.	Total.	Particulars.	Previous.	1928-29.	Total.
	Rs.	Rs.	Rs.		Rs.	Rs.	Rs.
CAPITAL ACCOUNT.		Nil.		REVENUE ACCOUNT.			
				1. Capitalized abatement of Land Revenue .. .. .	..	..	..
				2. Leave and Pension Allowances ..	5,249	..	5,249
				3. Audit and Accounts Establishment ..	32	55	87
Total ..	..	..	..	Total ..	5,281	55	5,336

SARFRAZWAH CANAL.

CANAL PROJECT.

No. 3.—Revenue Account for, and to end of, 1928-29.

Receipts.	TOTAL.			Charges.	TOTAL.		
	Previous.	1928-29	Total.		Previous.	1928-29.	Total.
<b>I.—DIRECT RECEIPTS.</b>	Rs.	Rs	Rs		Rs.	Rs.	Rs
1. Water-rates from Irrigation ..	86,709	2,667	89,376	<b>I.—EXTENSIONS AND IMPROVEMENTS.</b>			
3 Sales of Water. ..	..	1	1	1. Main Canals and Branches ..	43,117	..	43,117
5. Plantations ..	31,041	127	32,441	Total ..	43,117	..	43,117
6 Other canal produce ..		1,273					
8 Navigation ..	62	..	62	<b>II.—MAINTENANCE AND REPAIRS.</b>			
9 Rents of buildings ..	7	..	7	2. Main Canals and Branches ..	4,40,692	11,981	4,52,613
10. Fines ..	761	278	1,039	4. Drainage and Protective Works ..	6,778	..	6,778
11. Miscellaneous receipts ..	9,587	285	9,872	Total ..	4,47,410	11,981	4,59,391
12. <i>Deduct—Re-funds.</i>	1	..	1	<b>III.—COMPEN-SATION</b> ..	..	..	..
Total ..	1,28,166	4,631	1,32,797	<b>IV.—ESTABLISH-MENT.</b>			
<b>II.—INDIRECT RECEIPTS.</b>				1 & 2 Direction and Accounts ..	1,94,136	4,994	1,99,130
Irrigation share of Land Revenue collected in the Civil Department	13,87,875	27,169	14,15,044	3. Executive ..			
4 per cent. on 9/10ths of the proceeds from sales of occupancy rights per Govt. of India Nos. 53 and 58-A-I, dated respectively 20th June and 1st August 1889, communicated in Government Resolution No 1209, dated 10th July, and No. 1913, dated 7th November 1889, to end of 1920-21 and thereafter at the average rate communicated by Local Govt. <i>vide</i> Govt. Order, P. W. D. No W L. 11143, dated 20th July 1921.	41,741	1,411	43,152	4. Pensionary charges ..	1,079	699	1,778
Total ..	14,29,616	28,580	14,58,196	Total ..	1,95,215	5,693	2,00,908
Total Receipts ..	15,57,782	33,211	15,90,993	<b>V.—TOOLS AND PLANT</b> ..	3,893	397	4,290
Carried over ..	15,57,782	33,211	15,90,993	Carried over ..	6,89,635	18,071	7,07,706

## SARFRAZWAH CANAL.

## CANAL PROJECT.

No. 3.—Revenue Account for, and to end of, 1928-29.

Receipts.	TOTAL.			Charges.	TOTAL.			
	Previous.	1928-29.	Total.		Previous.	1928-29.	Total.	
	Rs.	Rs.	Rs.		Rs.	Rs.	Rs.	
Brought forward ..	15,57,782	33,211	15,90,993	Brought forward..	6,89,635	18,071	7,07,706	
<i>Note.</i> —Loss to the canal on account of difference between assessment of water-rates on jaghur lands and assessment at the ordinary rates in force for Government lands noted here per Government of India Letter No 233-1, dated 14th June 1883, communicated under Government Resolution No. 400, dated 11th August 1883				Profit and Loss ..	..	..	..	
				VI—REFUNDS OF REVENUE ..	4	..	4	
				Total ..	6,89,639	18,071	7,07,710	
				Share of collection charges in the Civil Department.	1,04,248	1,807	1,06,055	
				Total, Direct Charges ..	7,93,887	19,878	8,13,765	
				Indirect charges debitable to Revenue Account as per Account No. 5 ..	29,696	120	29,816	
	To end of 1927-28..	Rs. 4,30,036			Total Charges ..	8,23,583	19,998	8,43,581
	Loss for 1928-29..	7,094			Balance Net Revenue ..	7,34,199	13,213	7,47,412
	Total ..	4,37,130			GRAND TOTAL ..	15,57,782	33,211	15,90,993
	GRAND TOTAL ..	15,57,782	33,211	15,90,993				

*N. B.*—Last Capital Account detailed in the Administrative Accounts for 1881-82. Construction estimate closed on 31st March 1876—vide G R. No. 1411, dated 12th September 1893. Completion report approved in G R. No. 1229, dated 1st August 1894.

SARFRAZWAH CANAL.

CANAL PROJECT.

No. 4.—Interest Account for, and to end of, 1928-29.

	Amount.		Amount.
	Rs.		Rs.
Total interest charges to end of 1927-28 .. .. .	2,45,632	Net Revenue realized to end of 1927-28 as per No. 3 ..	7,34,199
Interest charges for the year 1928-29 .. .	3,942	Net Revenue realized during 1928-29 as per No. 3 ..	13,213
On Rs. 1,18,559 outlay to end of the year 1916-17 at the average rate 3.3252 per cent. ..	3,942	Total Net Revenue realized to end of the year as per No. 3 .. .. .	7,47,412
On subsequent outlay ..	Nil.	Balance net interest charges ..	-4,97,838
Total ..	2,49,574	Total ..	2,49,574

No. 5.—Account of Indirect Charges for, and to end of, 1928-29.

Particulars.	Previous.	1928-29.	Total.	Particulars.	Previous.	1928-29.	Total.
	Rs.	Rs.	Rs.		Rs.	Rs.	Rs.
CAPITAL ACCOUNT.	..	..	..	REVENUE ACCOUNT.			
				1. Capitalized abatement of Land Revenue ..	1,278	..	1,278
				2. Leave and Pension Allowances ..	27,516	..	27,516
				3. Audit and Accounts Establishment ..	902	120	1,022
Total ..	..	..	..	Total ..	29,696	120	29,816

## GHAR CANAL.

## CANAL PROJECT.

No. 3.—Revenue Account for, and to end of, 1928-29.

Receipts	TOTAL.			Charges.	TOTAL.		
	Previous	1928-29.	Total.		Previous	1928-29	Total.
	Rs	Rs	Rs.		Rs.	Rs	Rs.
<b>I—DIRECT RECEIPTS.</b>				<b>I—EXTENSIONS AND IMPROVEMENTS.</b>			
1 Water-rates from irrigation .	3,05,023	9,132	3,14,155	1. Head Works ..	1,407	.	1,407
3. Sales of water.	20	125	145	2 Main Canals and Branches .	4,24,817	1,394	4,26,201
5. Plantations .	93,884	236	1,01,670	3 Distributaries	12,796	.	12,796
6. Other canal produce		7,550					
8. Navigation	175	..	175	Total ..	4,39,020	1,384	4,40,404
9. Rents of buildings .	27,230	2,329	29,559				
10 Fines	42,511	4,410	46,921	<b>II.—MAINTENANCE AND REPAIRS</b>			
11. Miscellaneous receipts	2,57,237	5,424	2,62,661	2 Main Canals and Branches .	59,86,320	1,87,143	61,73,463
12 Deduct—Re-funds ..	1,723	167	1,890	3 Distributaries	19,488	.	19,488
Total ..	7,24,357	29,039	7,53,396	Total ..	60,05,808	1,87,143	61,92,951
<b>II—INDIRECT RECEIPTS</b>				<b>III—COMPENSATION</b>	108	..	108
Irrigation share of Land Revenue collected in the Civil Department	3,76,81,040	8,69,379	3,85,50,419	<b>IV—ESTABLISHMENT</b>			
4 per cent on 9/10ths of the proceeds from sales of occupancy rights per Govt of India Nos 53 and 58-A I, dated respectively 20th June and 1st August 1889 communicated in Government Resolution No 1209, dated 10th July, and No 1913, dated 7th November 1889, to end of 1920-21 and thereafter at the average rate communicated by Local Govt., vide Govt. Order, P.W.D., No W.I. 11143, dated 20th July 1921 ..	2,17,518	7,858	2,25,376	1 and 2 Direction and Accounts	16,65,332	40,076	17,05,403
				3. Executive			
Total ..	3,78,98,558	8,77,237	3,87,75,795	4. Pensionary charges ..	18,094	5,611	23,705
Total Receipts ..	3,86,22,915	9,06,276	3,95,29,191	Total ..	16,83,426	45,687	17,29,113
Carried over ..	3,86,22,915	9,06,276	3,95,29,191	<b>V—TOOLS AND PLANT</b>	30,125	1,222	31,347
				Carried over .	81,58,487	2,35,436	83,93,923

ADMINISTRATIVE ACCOUNTS FOR THE YEAR 1928-29.

21

GHAR CANAL.

CANAL PROJECT.

No. 3.—Revenue Account for, and to end of, 1928-29.

Receipts	TOTAL.			Charges.	TOTAL.		
	Previous.	1928-29	Total		Previous	1928-29	Total.
	Rs.	Rs.	Rs.		Rs.	Rs.	Rs.
Brought forward ..	3,86,22,915	9,06,276	3,95,29,191	Brought forward ..	81,58,487	2,35,436	83,93,923
<p><i>Note.</i>—Loss to the canal on account of difference between assessment of water-rates on jaghir lands and assessment at the ordinary rates in force for Government lands noted here per Government of India Letter No 233-I, dated 14th June 1883, communicated under Government Resolution No 400, dated 11th August 1883</p>				Profit and Loss—			
				VI—REFUNDS OF REVENUE ..	184		184
				Suspense Account	—1	..	—1
				Deduct—Receipts on Revenue Account ..	844	26	870
				Total ..	81,57,826	2,35,410	83,93,236
				Share of Collection Charges in the Civil Department ..	28,96,350	52,975	29,49,325
				Total, Direct Charges	1,10,54,176	2,88,385	1,13,42,561
				Indirect Charges debitable to Revenue Account as per Account No 5	2,63,107	1,885	2,64,992
				Total Charges ..	1,13,17,283	2,90,270	1,16,07,553
				Balance Revenue Net ..	2,73,05,632	6,16,006	2,79,21,638
			GRAND TOTAL ..	3,86,22,915	9,06,276	3,95,29,191	
To end of 1927-28..	Rs. 16,03,839						
Loss for 1928-29..	41,856						
Total ..	16,45,695						

N. B.—Last Capital Account detailed in the Administrative Accounts for 1923-24. Construction Estimate closed on 31st March 1879—vide G. R. No 1411, dated 12th September 1893. Completion Report approved in G. R. No. 927, dated 11th June 1895.



## GHAR CANAL.

## CANAL PROJECT.

## No. 4.—Interest Account for, and to end of, 1928-29.

		Amount.			Amount.
		Rs.			Rs.
Total interest charges to end of 1927-28 .. ..	..	10,93,671	Net Revenue realized to end of 1927-28 as per No. 3 ..	..	2,73,05,632
Interest charges for the year 1928-29 .. ..	..	23,383	Net Revenue realized during 1928-29 as per No. 3 .. ..	..	6,16,006
On Rs. 5,48,405 outlay to end of the year 1916-17 at the average rate 3 3252 per cent. ..	..	18,235	Total Net Revenue realized to end of the year as per No. 3 .. ..	..	2,79,21,638
On subsequent outlay Rs. 95,165 at the flat rate 5.41 per cent. ..	..	5,148	Balance net interest charges ..	..	-2,68,04,584
Total ..	..	11,17,054	Total ..	..	11,17,054

## No. 5.—Account of Indirect Charges for, and to end of, 1928-29.

Particulars.	Previous.	1928-29.	Total.	Particulars.	Previous.	1928-29.	Total.
	Rs.	Rs.	Rs.		Rs.	Rs.	Rs.
CAPITAL ACCOUNT.		Nil.		REVENUE ACCOUNT.			
				1. Capitalized abatement of Land Revenue ..	17,526	..	17,526
				2. Leave and Pension Allowances ..	2,30,809	..	2,30,809
				3. Audit and Accounts Establishment ..	14,772	1,885	16,657
Total ..	..	..	..	Total ..	2,63,107	1,885	2,64,992

## GREAT MARAK CANAL.

## CANAL PROJECT.

No. 3.—Revenue Account for, and to end of, 1928-29.

Receipts.	TOTAL			Charges.	TOTAL.		
	Previous.	1928-29.	Total.		Previous.	1928-29.	Total.
<b>I.—DIRECT RECEIPTS.</b>	Rs.	Rs.	Rs.		Rs.	Rs.	Rs.
1. Water-rates from Irrigation ..	1,44,808	2,707	1,47,515	<b>I.—EXTENSIONS AND IMPROVEMENTS.</b>			
3. Sales of water ..	15	2	17	2 Main Canals and Branches ..	52,648	..	52,648
5. Plantations ..	52,323	237	55,474	Total ..	52,648	..	52,648
6. Other canal produce ..		2,914					
8. Navigation ..	126	..	126	<b>II.—MAINTENANCE AND REPAIRS.</b>			
9. Rents of buildings ..	166	2	168	1. Head Works ..	3,416	..	3,416
10. Fines ..	3,741	633	4,374	2. Main Canals and Branches ..	7,09,093	19,254	7,28,347
11. Miscellaneous receipts ..	22,421	758	23,179	Total ..	7,12,509	19,254	7,31,763
12. Deduct—Refunds	346	..	346	<b>III. COMPENSATION</b> ..	..	..	..
Total ..	2,23,254	7,253	2,30,507	<b>IV. ESTABLISHMENT.</b>			
<b>II.—INDIRECT RECEIPTS.</b>				1 & 2. Direction and Accounts ..	3,70,653	9,430	3,80,083
Irrigation share of Land Revenue collected in the Civil Department.	41,45,602	1,25,166	42,70,768	3. Executive ..			
4 per cent. on 9/10ths of the proceeds from sales of occupancy rights per Govt. of India Nos. 53 and 58-A I., dated respectively 20th June and 1st August 1889, communicated in Government Resolution No. 1209, dated 10th July and No. 1913, dated 7th November 1889 to end of 1920-21 and thereafter at the average rate communicated by Local Govt. vide Govt. Order P.W.D. No. W I. 11143, dated 20th July 1921 ..	94,322	3,679	98,001	4. Pensionary charges ..	3,916	1,320	5,236
Total ..	42,39,924	1,28,845	43,68,769	Total ..	3,74,569	10,750	3,85,319
Total Receipts ..	44,63,178	1,36,098	45,99,276	<b>V. TOOLS AND PLANT</b> ..	9,138	798	9,936
Carried over ..	44,63,178	1,36,098	45,99,276	Carried over ..	11,48,864	30,802	11,79,666

## PUBLIC WORKS DEPARTMENT, IRRIGATION BRANCH.

## GREAT MARAK CANAL.

## CANAL PROJECT.

## No. 3.—Revenue Account for, and to end of, 1928-29

Receipts.	TOTAL			Charges	TOTAL.		
	Previous.	1928-29.	Total.		Previous.	1928-29.	Total
	Rs.	Rs.	Rs.		Rs.	Rs.	Rs.
Brought forward..	44,63,178	1,36,098	45,99,276	Brought forward.	11,48,864	30,802	11,79,666
<i>Note.</i> —Loss to the canal on account of difference between assessment of water-rates on jaghir lands and assessment at the ordinary rates in force for Government lands noted here per Government of India Letter No. 233-I, dated 14th June 1883, communicated under Government Resolution No. 400, dated 11th August 1883				VI—REFUNDS OF REVENUE ..	40	.	40
				Deduct—receipt on revenue account.	..	10	10
				Total ..	11,48,904	30,792	11,79,696
				Share of collection charges in the Civil Department.	3,05,317	7,712	3,13,029
				Total, Direct Charges ..	14,54,221	38,504	14,92,725
				Indirect charges debitable to Revenue Account as per Account No 5 ..	52,159	193	52,352
				Total Charges ..	15,06,380	38,697	15,45,077
				Balance Net Revenue ..	29,56,798	97,401	30,54,199
				GRAND TOTAL ..	44,63,178	1,36,098	45,99,276
	To end of 1927-28..	Rs. 8,63,488					
Loss for 1928-29..	12,435						
Total ..	8,75,923						
GRAND TOTAL ..	44,63,178	1,36,098	45,99,276				

N.B.—Last Capital Account detailed in the Administrative Accounts for 1923-24.  
 Construction estimate closed on 31st March 1882—vide G R No 1411, dated 12th September 1893  
 Completion report approved in G. R. No. 1229, dated 1st August 1894.

GREAT MARAK CANAL.

CANAL PROJECT.

No. 4.—Interest Account for, and to end of, 1928-29.

	Amount. Rs.		Amount. Rs.
Total interest charges to end of 1927-28 .. ..	5,18,137	Net Revenue realized to end of 1927-28 as per No. 3 .. ..	29,56,798
Interest charges for the year 1928-29 .. ..	19,554	Net Revenue realized during 1928-29 as per No. 3 .. ..	97,401
		Total Net Revenue realised to end of the year as per No. 3 .. ..	30,54,199
On Rs. 2,07,436 outlay to end of the year 1916-17 at the average rate 3 3252 per cent. ..	6,897	Balance net interest charges ..	25,16,508
On subsequent outlay Rs. 2,33,951 at the flat rate 5.41 per cent. ..	12,657		
Total ..	5,37,691	Total ..	5,37,691

No. 5.—Account of Indirect Charges for, and to end of, 1928-29.

Particulars.	Previous	1928-29.	Total.	Particulars.	Previous	1928-29.	Total
	Rs.	Rs.			Rs.	Rs.	
CAPITAL ACCOUNT.		Nil.		REVENUE ACCOUNT.			
				1. Capitalized abatement of Land Revenue ..	772	..	772
				2. Leave and Pension Allowances ..	49,278	..	49,278
				3. Audit and Accounts Establishment ..	2,109	193	2,302
Total ..	..	..	..	Total ..	52,159	193	52,352

## GADIKERI TANK.

## TANK PROJECT.

No. 3.—Revenue Account for, and to end of, 1928-29.

Receipts.	TOTAL.			Charges.	TOTAL.		
	Previous.	1928-29.	Total		Previous.	1928-29.	Total.
	Rs.	Rs.	Rs.		Rs.	Rs.	Rs.
<b>I.—DIRECT RECEIPTS</b>				<b>I.—EXTENSIONS AND IMPROVEMENTS</b>	..	..	..
1. Water-rates from Irrigation ..	8,959		8,959	<b>II—MAINTENANCE AND REPAIRS.</b>			
6. Other canal produce ..	90		90	1 Head Works	8,627	..	8,627
				2. Main Canals and Branches ..	1,743	97	1,840
				Total ..	10,370	97	10,467
<b>Total .</b>	<b>9,049</b>	<b>..</b>	<b>9,049</b>	<b>III—COMPENSATION</b> ..	..	..	..
				<b>IV—ESTABLISHMENT.</b>			
<b>II—INDIRECT RECEIPTS.</b>				1 and 2. Direction and Accounts	4,335	37	4,372
Irrigation share of Land Revenue collected in the Civil Department.	94,708	2,356	97,064	3. Executive ..			
				4 Pensionary charges ..	11	5	16
				Total ..	4,346	42	4,388
				<b>V.—TOOLS AND PLANT</b>	141	4	145
				<b>VI—REFUNDS OF REVENUE..</b>	2,021		2,021
				Total .	16,878	143	17,021
				Share of collection charges in the Civil Department.	10,371	236	10,607
				Total Direct Charges	27,249	379	27,628
				Indirect Charges debitable to Revenue Account as per Account No. 5 ..	613	1	614
<b>Total .</b>	<b>94,708</b>	<b>2,356</b>	<b>97,064</b>	<b>Total Charges .</b>	<b>27,862</b>	<b>380</b>	<b>28,242</b>
<b>Total Receipts ..</b>	<b>1,03,757</b>	<b>2,356</b>	<b>1,06,113</b>	Balance Net Revenue	75,895	1,976	77,871
<b>GRAND TOTAL</b>	<b>1,03,757</b>	<b>2,356</b>	<b>1,06,113</b>	<b>GRAND TOTAL ..</b>	<b>1,03,757</b>	<b>2,356</b>	<b>1,06,113</b>

N.B.—Last Capital Account detailed in the Administrative Accounts for 1905-06  
 Construction estimate closed on 31st March 1882—vide G. R. No. 1411, dated 12th September 1893.  
 Completion Report approved in G. R. No. 101, dated 18th January 1894.

GADIKERI TANK.

TANK PROJECT.

No. 4.—Interest Account for, and to end of, 1928-29.

	Amount. Rs.		Amount. Rs.
Total interest charges to end of 1927-28 .. ..	22,281	Net Revenue realized to end of 1927-28 as per No. 3 ..	75,895
Interest charges for the year 1928-29 .. ..	544	Net Revenue realized during 1928-29 as per No. 3 ..	1,976
On Rs. 16,363, outlay to end of the year 1916-17, at the average rate 3.3252 per cent. ..	544	Total Net Revenue realized to end of the year as per No. 3 .. ..	77,871
		Balance net interest charges ..	-55,046
Total ..	22,825	Total ..	22,825

No 5.—Account of Indirect Charges for, and to end of, 1928-29.

Particulars.	Previous.	1928-29.	Total.	Particulars.	Previous.	1928-29.	Total.
	Rs.	Rs.	Rs.		Rs.	Rs.	Rs.
CAPITAL ACCOUNT.		Nil.		REVENUE ACCOUNT.			
				2. Leave and Pension Allowances ..	595	..	595
				3. Audit and Accounts Establishment ..	18	1	19
				Total ..	613	1	614

## MAVINKOP TANK.

## TANK PROJECT.

No. 3.—Revenue Account for, and to end of, 1928-29.

Receipts.	TOTAL.			Charges.	TOTAL.		
	Previous.	1928-1929.	Total.		Previous.	1928-1929.	Total.
	Rs.	Rs.	Rs.		Rs.	Rs.	Rs.
<b>I—DIRECT RECEIPTS.</b>				<b>I—EXTENSIONS AND IMPROVEMENTS.</b>			
5. Plantations ..	28	..	28				
6. Other canal produce ..	115	..	115	1. Head Works ..	1,440	..	1,440
				3. Distributaries..	158	..	158
11. Miscellaneous receipts ..	274	..	274	Total ..	1,598	..	1,598
12. Deduct—refunds ..	..	..	..				
Total ..	417	..	417	<b>II.—MAINTENANCE AND REPAIRS.</b>			
<b>II—INDIRECT RECEIPTS.</b>				1. Head Works ..	4,521	..	4,521
Irrigation share of Land Revenue collected in the Civil Department.	75,710	1,297	77,007	2. Main Canals and Branches ..	2,951	101	3,052
				3. Distributaries..	348	..	348
				Total ..	7,820	101	7,921
				<b>III—COMPENSATION</b> ..		..	..
				<b>IV—ESTABLISHMENT.</b>			
				1 and 2. Direction and Accounts. }	7,261	37	7,298
				3. Executive .. }			
				4. Pensionary charges ..	12	5	17
				Total ..	7,273	42	7,315
Total ..	75,710	1,297	77,007	<b>V.—TOOLS AND PLANT</b> ..	214	5	219
Total Receipts ..	76,127	1,297	77,424	Carried over ..	16,905	148	17,053
Carried over ..	76,127	1,297	77,424				

MAVINKOP TANK.

TANK PROJECT.

No. 3.—Revenue Account for, and to end of, 1928-29.

Receipts.	TOTAL.			Charges.	TOTAL.		
	Previous.	1928-1929.	Total.		Previous.	1928-1929	Total.
	Rs.	Rs.	Rs.		Rs.	Rs.	Rs.
Brought forward ..	76,127	1,297	77,424	Brought forward ..	16,905	148	17,053
				Profit and Loss	.	.	..
				VI.—REFUNDS OF REVENUE..		..	
				Total ..	16,905	148	17,053
				Share of collection charges in the Civil Department.	7,580	130	7,710
				Total Direct Charges ..	24,485	278	24,763
				Indirect Charges debitable to Revenue Account as per Account No 5 ..	1,022	4	1,023
				Total Charges ..	25,507	279	25,786
				Balance Net Revenue ..	50,620	1,018	51,638
GRAND TOTAL ..	76,127	1,297	77,424	GRAND TOTAL .	76,127	1,297	77,424

*N.B.*—Last Capital Account detailed in the Administrative Accounts for 1901-1902.  
Construction estimate closed on 31st March 1882—*vide* G.R. No 1411, dated 12th September 1893.  
Completion report approved in G. R. No. 1138, dated 16th July 1894.



## MAVINKOP TANK.

## TANK PROJECT.

*No. 4.—Interest Account for, and to end of, 1928-29.*

	Amount. Rs.		Amount. Rs.
Total interest charges to end of 1927-1928 .. .. .	53,114	Net Revenue realized to end of 1927-1928 as per No. 3 .. .. .	50,620
Interest charges for the year 1928-1929 .. .. .	1,004	Net Revenue realized during 1928-1929 as per No. 3 .. .. .	1,018
On Rs. 30,185, outlay to end of the year 1916-17, at the average rate 3.3252 per cent. .. .. .	1,004	Total Net Revenue realized to end of the year as per No. 3 .. .. .	51,638
		Balance net interest charges .. .. .	2,480
Total ..	54,118	Total ..	54,118

*No. 5.—Account of Indirect Charges for, and to end of, 1928-29.*

Particulars.	Previous.	1928-1929.	Total.	Particulars.	Previous.	1928-1929.	Total.
	Rs.	Rs.	Rs.		Rs.	Rs.	Rs.
CAPITAL ACCOUNT.		Nil.		REVENUE ACCOUNT.			
				2. Leave and Pension Allowances ..	1,005	..	1,005
				3. Audit and Accounts Establishment .. .. .	17	1	18
				Total ..	1,022	1	1,023

SUKKUR CANAL.

CANAL PROJECT.

No. 3.—Revenue Account for, and to end of 1928-29.

Receipts.	TOTAL			Charges	TOTAL.		
	Previous.	1928-29.	Total.		Previous	1928-29	Total
	Rs.	Rs.	Rs.		Rs.	Rs.	Rs.
<b>I.—DIRECT RECEIPTS.</b>				<b>I—EXTENSIONS AND IMPROVEMENTS.</b>			
1. Water rates from irrigation .	57,748	1,653	59,411	1. Head Works	15,425		15,425
3. Sales of water.	863	112	975	2. Main Canals and Branches	1,85,053	..	1,85,053
5. Plantations ..	43,799	101	49,811	3. Distributaries	863		863
6. Other Canal produce		5,911					
9. Rents of buildings ..	5,335	32	5,367	Total	2,01,341	..	2,01,341
10. Fines ..	14,815	974	15,789				
11. Miscellaneous receipts	47,990	958	48,948				
12. <i>Deduct</i> — Re-funds	1,327	73	1,400	<b>II.—MAINTENANCE AND REPAIRS</b>			
Total ..	1,69,223	9,678	1,78,901	1. Head Works	6,627	15	6,642
<b>II.—INDIRECT RECEIPTS.</b>				2 Main Canals and Branches	24,27,010	1,40,006	25,67,016
Irrigation share of Land Revenue collected in the Civil Department.	71,87,450	1,66,940	73,54,390	Total	24,33,637	1,40,021	25,73,658
4 per cent. on 9/10ths of the proceeds from sales of occupancy rights per Govt of India Nos 53 and 58-A I, dated respectively 20th June and 1st August 1889, communicated in Government Resolutions No 1209, dated 10th July, and No. 1913, dated 7th November 1889 to end of 1920-21 and thereafter at the average rate communicated by Local Govt., vide Govt. Order P.W.D. No. W.L. 11143, dated 20th July 1921 ..	26,942	908	27,850	<b>IV.—ESTABLISHMENT</b>			
Total ..	72,14,392	1,67,848	73,82,240	1 and 2 Direction and Accounts	6,75,582	29,953	7,05,535
Total Receipts ..	73,83,615	1,77,526	75,61,141	3. Executive			
				4. Pensionary charges	6,503	4,193	10,696
				Total ..	6,82,085	34,146	7,16,231
				<b>V.—TOOLS AND PLANT</b>			
Carried over ..	73,83,615	1,77,526	75,61,141	..	29,590	914	30,504
				Carried over ..	33,46,653	1,75,081	35,21,734

## SUKKUR CANAL.

## CANAL PROJECT.

No. 3.—Revenue Account for, and to end of, 1928-29.

Receipts	TOTAL.			Charges.	TOTAL.		
	Previous.	1928-29.	Total.		Previous.	1928-29.	Total
Brought forward ..	Rs 73,83,615	Rs 1,77,526	Rs 75,61,141	Brought forward	Rs 33,46,653	Rs 1,75,091	Rs 35,21,734
<p><i>Note</i>—Loss to the canal on account of difference between assessment of water-rates on jaghir lands and assessment at the ordinary rates in force for Government lands noted here per Government of India Letter No 233-I., dated 14th June 1883, communicated under Government Resolution No 400, dated 11th August 1883</p>				Profit and Loss—			
				VI —REFUNDS OF REVENUE.	119	.	119
				Suspense Account	735	-	735
				Deduct—Receipts on Revenue account	256	16	272
				Total ..	33,47,251	1,75,065	35,22,316
				Share of collection charges in the Civil Department ..	5,12,211	10,175	5,22,386
				Total, Direct Charges ..	38,59,462	1,85,240	40,44,702
				Indirect charges debitable to Revenue Account as per Account No. 5	1,04,216	1,400	1,05,616
				Total, Charges ..	39,63,678	1,86,640	41,50,318
				Balance, Net Revenue ..	34,19,937	-9,114	34,10,823
To end of 1927-28, Rs 2,81,257							
Loss for 1928-29 2,651							
Total 2,83,908							
GRAND TOTAL ..	73,83,615	1,77,526	75,61,141	GRAND TOTAL	73,83,615	1,77,526	75,61,141

N.B.—Last Capital Account detailed in the Administrative Accounts for 1923-24, Construction Estimate closed on 31st March 1886—vide G. R. No 1411, dated 12th September 1893, Completion Report approved in G. R. No 569, dated 27th March 1896.

SUKKUR CANAL.

CANAL PROJECT.

No 4.—Interest Account for, and to end of, 1928-29.

	Amount.		Amount.
	Rs.		Rs.
Total interest charges to end of 1927-28 .. .. .	29,35,296	Net Revenue realized to end of 1927-28 as per No. 3 .. .	34,19,937
Interest charges for the year 1928-29 .. .. .	48,449	Net Revenue realized during 1928-29 as per No. 3 .. .	-9,114
On Rs. 13,64,754 outlay to end of the year 1916-17 at the average rate 3.3252 per cent. ..	45,381		
On subsequent outlay Rs. 56,707 at the flat rate 5.41 per cent. ..	3,068	Total Net Revenue realized to end of the year as per No. 3 .. .. .	34,10,823
		Balance net interest charges ..	-4,27,078
Total ..	29,83,745	Total ..	29,83,745

No. 5.—Account of Indirect Charges for, and to end of, 1928-29.

Particulars.	Previous	1928-29.	Total.	Particulars.	Previous.	1928-29.	Total.
	Rs.	Rs.	Rs.		Rs.	Rs.	Rs.
CAPITAL ACCOUNT.		Nil.		REVENUE ACCOUNT.			
				1. Capitalized abatement of Land Revenue ..	3,775	..	3,775
				2. Leave and Pension Allowances ..	93,861	..	93,861
				3. Audit and Accounts Establishment ..	6,580	1,400	7,980
Total ..	..	..	..	Total ..	1,04,216	1,400	1,05,616

## UNHARWAH CANAL.

## CANAL PROJECT.

No 2.—Detailed Account of Capital Expenditure for, and to end of, 1928-29.

Heads of Account.	Direct Charges.			Cost of construction as now estimated (Construction estimate closed on 31st Mar. 1891).	Expenditure against closed estimates.
	Previous.	1928-29.	Total		
1	2	3	4	5	6
	Rs.	Rs.	Rs.	Rs.	Rs.
<b>I.—WORKS.</b>					
<b>(1) HEAD WORKS.</b>					
C. Works .. ..	56,970	..	56,970	56,970	56,970
Total, Head Works ..	56,970	..	56,970	56,970	56,970
<b>(2) MAIN CANALS AND BRANCHES.</b>					
A. Preliminary Expenses ..	5,297	.	5,297	5,297	5,297
B. Land .. ..	144	..	144	144	144
D. Regulators .. ..	1,03,194	2,937	1,06,131	1,10,090	1,03,194
G. Bridges .. ..	18,314	..	18,314	18,314	18,314
K. Buildings .. ..	20,660	..	20,660	20,660	20,660
L. Earth-work .. ..	3,58,463	..	3,58,463	3,58,463	3,58,463
M. Plantations .. ..	1,179	..	1,179	1,179	1,179
Total, Main Canals and Branches ..	5,07,251	2,937	5,10,188	5,14,147	5,07,251
<b>(3) DISTRIBUTARIES.</b>					
C. Works .. ..	43,945	..	43,945	43,945	43,945
L. Earth-work .. ..	28,987	..	28,987	28,987	28,987
O. Miscellaneous .. ..	4,089	..	4,089	4,089	4,089
Total, Distributaries ..	77,021	..	77,021	77,021	77,021
Total, I.—Works ..	6,41,242	2,937	6,44,179	6,48,138	6,41,242

UNHARWAH CANAL.

CANAL PROJECT.

No. 2—Capital Account for, and to end of, 1928-29.

Heads of Account.	Direct Charges			Cost of construction as now estimated (Construction estimate closed on 31st Mar. 1891).	Expenditure against closed estimates.
	Previous.	1928-29	Total.		
1	2	3	4	5	6
	Rs.	Rs.	Rs	Rs	Rs
Brought forward ..	6,41,242	2,937	6,44,179	6,48,138	6,41,242
<b>II.—ESTABLISHMENT.</b>					
1 and 2. Direction and Accounts ..	1,36,403	627	1,37,030	1,38,058	1,36,403
3 Executive ..					
4. Medical ..					
5. Special Survey ..					
6 Pensionary charges ..	14	88	102	362	14
Total, Establishment ..	1,36,417	715	1,37,132	1,38,420	1,36,417
<b>III.—TOOLS AND PLANT</b>					
Grand Total ..	2,481	19	2,500	2,688	2,481
<b>V.—Less—Receipts on Capital Account</b>					
Net Outlay ..	7,80,140	3,671	7,83,811	7,89,246	7,80,140
<b>Apportionment.</b>					
Chargeable to 49—Irrigation ..	7,63,579	..	7,63,579	7,89,246	7,80,140
Chargeable to 43—Minor Works and Navigation ..	4,471	..	4,471		
Chargeable to 55—Construction of Irrigation Works ..	12,090	3,671	15,761		
Total ..	7,80,140	3,671	7,83,811	7,89,246	7,80,140

## UNHARWAH CANAL.

No. 3.—Revenue Account for, and to end of, 1928-29.

Receipts.	TOTAL.			Charges.	TOTAL.		
	Previous.	1928-29	Total.		Previous.	1928-29.	Total
	Rs.	Rs.	Rs.		Rs.	Rs.	Rs.
<b>I.—DIRECT RECEIPTS.</b>				<b>I.—EXTENSIONS AND IMPROVEMENTS</b>			
1. Water-rates from Irrigation .	6,823	287	7,110	1 Head Works ..	79,300	.	79,300
4 Water-supply of towns .	41	.	41	2. Main Canals and Branches .	85,377	265	85,642
5. Plantations .	5,432	40	57,47	3. Distributaries	7,467	..	7,467
6. Other canal produce .		275					
9. Rents of buildings .	103	1	104	<b>Total .</b>	<b>1,72,144</b>	<b>265</b>	<b>1,72,409</b>
10. Fines .	18,966	1,494	20,460				
11. Miscellaneous receipts .	9,855	256	10,111	<b>II.—MAINTENANCE AND REPAIRS.</b>			
12. Deduct—refunds	49		49	1 Head Works .	387	..	387
<b>Total .</b>	<b>41,171</b>	<b>2,353</b>	<b>43,524</b>	2 Main Canals and Branches ..	12,27,972	69,916	12,97,888
<b>II.—INDIRECT RECEIPTS.</b>				3 Distributaries	11,390	..	11,390
Irrigation share of Land Revenue collected in the Civil Department	61,06,895	2,36,627	63,43,522	<b>Total</b>	<b>12,39,749</b>	<b>69,916</b>	<b>13,09,665</b>
4 per cent. on 9/10ths of the proceeds from sales of occupancy rights per Govt of India Nos 53 and 58-A 1, dated respectively 20th June and 1st August 1889, communicated in Government Resolution No 1209, dated 10th July and No. 1913, dated 7th November 1889 to end of 1920-21 and thereafter at the average rate communicated by Local Government vide Government Order, P. W. D. No W 1 11143, dated 20th July 1921 .	1,00,435	3,490	1,03,925	<b>V.—ESTABLISHMENT.</b>			
<b>Total ..</b>	<b>62,07,330</b>	<b>2,40,117</b>	<b>64,47,447</b>	1 and 2 Direction and Accounts } 2,84,891	14,961	2,99,852	
<b>Total, Receipts ..</b>	<b>62,48,501</b>	<b>2,42,470</b>	<b>64,90,971</b>	3. Executive ..			
<b>Carried over ..</b>	<b>62,48,501</b>	<b>2,42,470</b>	<b>64,90,971</b>	4. Pensionary Charges	3,602	2,095	5,697
				<b>Total ..</b>	<b>2,83,493</b>	<b>17,056</b>	<b>3,05,549</b>
				<b>V.—TOOLS AND PLANT</b>	12,354	445	12,799
				<b>Carried over ..</b>	<b>17,12,740</b>	<b>87,682</b>	<b>18,00,422</b>

## UNHARWAH CANAL.

No. 3.—Revenue Account for, and to end of, 1928-29.

Receipts.	TOTAL.			Charges	TOTAL.		
	Previous.	1928-29.	Total		Previous.	1928-29.	Total.
	Rs	Rs.	Rs		Rs	Rs.	Rs.
Brought over ..	62,48,501	2,42,470	64,90,971	Brought over ..	17,12,740	87,682	18,00,422
<i>Note.</i> —Loss to the canal on account of difference between assessment of water-rates on jaghir lands and assessment at the ordinary rates in force for Government lands noted here per Government of India Letter No 233-I., dated 14th June 1883, communicated under Government Resolution No 400, dated 11th August 1883				Profit and Loss—			
				VI—REFUNDS OF REVENUE	..	..	..
				Suspense Account	..	..	..
				Deduct—receipts on revenue account ..	23	36	59
				Total ..	17,12,717	87,646	18,00,363
				Share of Collection Charges in the Civil Department	3,88,429	14,305	4,02,734
				Total, Direct Charges ..	21,01,146	1,01,951	22,03,097
				Indirect Charges debitable to Revenue Account as per Account No.5.	42,880	702	43,582
				Total, Charges ..	21,44,026	1,02,653	22,46,679
				Balance Net Revenue	41,04,475	1,39,817	42,44,292
Total Rs. 28,452							
GRAND TOTAL	62,48,501	2,42,470	64,90,971	GRAND TOTAL	62,48,501	2,42,470	64,90,971

N.B.—Construction Estimate closed on 31st March 1891, vide G R. No. 1253, dated 28th July 1891. Completion Report approved in G. R. No. 590, dated 6th April 1892.



## UNHARWAH CANAL.

## CANAL PROJECT.

No. 4.—Interest Account for, and to end of, 1928-29.

	Amount.		Amount.
	Rs.		Rs.
Total interest charges to end of 1927-28 .. .. .	9,64,688	Net Revenue realized to end of 1927-28 as per No. 3 .. .. .	41,04,475
Interest charges for the year 1928-29 .. .. .	26,292	Net Revenue realized during 1928-29 as per No. 3 .. .. .	1,39,817
On Rs. 7,68,050 outlay to end of the year 1916-17 at the average rate 3 3/4 per cent. ..	25,539	Total Net Revenue realized to end of the year as per No. 3 .. .. .	42,44,292
On subsequent outlay Rs. 13,925 at the flat rate 5.41 per cent. ..	753	Balance net interest charges ..	32,53,312
Total ..	9,90,980	Total ..	9,90,980

No. 5.—Account of Indirect Charges for, and to end of, 1928-29.

Particulars	Previous.	1928-29	Total.	Particulars.	Previous	1928-29.	Total.
	Rs.	Rs.	Rs.		Rs.	Rs.	Rs.
<b>CAPITAL ACCOUNT.</b>				<b>REVENUE ACCOUNT.</b>			
1 Capitalized abatement of Land Revenue ..	2,033	..	2,033	1. Capitalized abatement of Land Revenue ..	3,556	..	3,556
2. Leave and Pension Allowances..	19,082	..	19,082	2. Leave and Pension Allowances	35,033	..	35,033
3. Audit and Accounts Establishment ..	100	29	129	3. Audit and Accounts Establishment ..	4,291	702	4,993
Total ..	21,215	29	21,244	Total ..	42,880	702	43,582

UNHARWAH CANAL.

CANAL PROJECT.

No. 6.—Statement comparing Capital Cost to end of 1928-29 with sanctioned estimates.

Particulars	Charges against closed sanctions.			Current sanctions.			Total charges to date against old and current sanctions.
	Expenditure against construction estimate.	Expenditure against open capital sanctions	Total	Charges to date	Amount of sanctioned estimate	Unspent balance of estimate.	
1	2	3	4	5	6	7	8
	Rs.	Rs.	Rs.	Rs.	Rs.	Rs.	Rs.
<b>DIRECT CHARGES.</b>							
Works .. ..	2,79,267	3,61,975	6,41,242	2,937	6,896	3,959	6,44,179
Establishment ..	52,087	84,316	1,36,403	627	1,655	1,028	1,37,030
Leave and Pensionary Charges ..	..	14	14	88	348	260	102
Tools and Plant ..	481	2,000	2,481	19	207	188	2,500
Total ..	3,31,835	4,48,305	7,80,140	3,671	9,106	5,435	7,83,811
Less—Receipts on Capital Account ..	..	..	..	..	..	..	..
Net Total ..	3,31,835	4,48,305	7,80,140	3,671	9,106	5,435	7,83,811
<b>INDIRECT CHARGES.</b>							
Capitalized abatement of Land Revenue ..	..	2,033	2,033	..	..	..	2,033
Leave and Pension Allowances ..	7,293	11,789	19,082	..	..	..	19,082
Audit and Accounts ..	..	100	100	29	69	40	129
Total ..	7,293	13,922	21,215	29	69	40	21,244
<b>GRAND TOTAL ..</b>	<b>3,39,128</b>	<b>4,62,227</b>	<b>8,01,355</b>	<b>3,700</b>	<b>9,175</b>	<b>5,475</b>	<b>8,05,055</b>

## BEGARI CANAL.

## CANAL PROJECT.

No. 2.—Capital Account for, and to end of, 1928-29.

Heads of Account.	Direct Charges.			Cost of Construction as now estimated (Construction estimate closed on 31st Mar. 1891).	Expenditure against closed estimates.
	Previous.	1928-29.	Total.		
1°	2	3	4	5	6
	Rs.	Rs.	Rs.	Rs.	Rs.
<b>I.—WORKS.</b>					
(1) HEAD WORKS .. .. .	..	..	..	..	..
Total, Head Works .. .. .	..	..	..	..	..
<b>(2) MAIN CANALS AND BRANCHES.</b>					
B. Land .. .. .	24,888	..	24,888	24,888	24,888
D. Regulators .. .. .	3,57,038	..	3,57,038	3,57,038	3,57,038
G. Bridges .. .. .	70,650	23,632	94,282	94,282	94,282
H. Escapes .. .. .	7,092	..	7,092	7,092	7,092
I. Navigation Works .. .. .	2,065	..	2,065	2,065	2,065
K. Buildings .. .. .	45,433	..	45,433	45,433	45,433
L. Earth-work .. .. .	10,59,759	..	10,59,759	10,59,759	10,59,759
M. Plantations .. .. .	11,455	..	11,455	11,455	11,455
O. Miscellaneous .. .. .	4,543	..	4,543	4,543	4,543
Total, Main Canals and Branches .. .. .	15,82,923	23,632	16,06,555	16,06,555	16,06,555
<b>(3) DISTRIBUTARIES.</b>					
A. Preliminary Expenses .. .. .	9,039	..	9,039	9,039	9,039
B. Land .. .. .	73,020	..	73,020	73,020	73,020
C. Works .. .. .	2,17,159	..	2,17,159	2,17,159	2,17,159
L. Earth-work .. .. .	1,91,510	..	1,91,510	1,91,510	1,91,510
Recoveries from colonists .. .. .	-39,769	..	-39,769	-39,769	-39,769
Total, Distributaries .. .. .	4,50,959	..	4,50,959	4,50,959	4,50,959
Total, I—Works .. .. .	20,33,882	23,632	20,57,514	20,57,514	20,57,514
Carried over .. .. .	20,33,882	23,632	20,57,514	20,57,514	20,57,514

BEGARI CANAL.

CANAL PROJECT.

No. 2.—Capital Account for, and to end of, 1928-29.

Heads of Account.	Direct Charges.			Cost of Construction as now estimated (Construction estimate closed on 31st Mar. 1891).	Expenditure against closed estimates.
	Previous.	1928-29.	Total.		
1	2	3	4	5	6
	Rs.	Rs.	Rs.	Rs.	Rs.
Brought forward ..	20,33,882	23,632	20,57,514	20,57,514	20,57,514
<b>II.—ESTABLISHMENT.</b>					
1 and 2. Direction and accounts ..	3,59,344	5,043	3,64,387	3,64,387	3,64,387
3. Executive .. ..					
4. Medical .. ..					
Pensionary charges .. ..					
	..	706	706	706	706
Total, Establishment ..	3,59,344	5,749	3,65,093	3,65,093	3,65,093
<b>III.—TOOLS AND PLANT</b> ..	5,255	150	5,405	5,405	5,405
Grand Total ..	23,98,481	29,531	24,28,012	24,28,012	24,28,012
V.—Less—Receipts on Capital Account.	19	..	19	19	19
Net Outlay ..	23,98,462	29,531	24,27,993	24,27,993	24,27,993
<i>Apportionment.</i>					
Chargeable to 49—Irrigation Works ..	23,94,877	..	23,94,877	23,94,877	23,94,877
Chargeable to 43—Minor Works and Navigation.	..	..	..	..	..
Chargeable to 55—Construction of Irrigation Works.	3,585	29,531	33,116	33,116	33,116
Total ..	23,98,462	29,531	24,27,993	24,27,993	24,27,993

## BEGARI CANAL.

## CANAL PROJECT.

No. 3—Revenue Account for, and to end of, 1928-29.

Receipts	TOTAL			Charges.	TOTAL.		
	Previous	1928-29.	Total.		Previous.	1928-29	Total
	Rs	Rs.	Rs		Rs.	Rs	Rs
<b>I—DIRECT RECEIPTS.</b>				<b>I—EXTENSIONS AND IMPROVEMENTS.</b>			
1. Water-rates from Irrigation .	15,94,610	35,000	16,29,610	1. Head Works .	2,446	..	2,446
3. Sales of water .	2,196	162	2,358	2. Main Canals and Branches ..	5,43,000	12,573	5,55,573
4. Water-supply of towns ..	5,997	1,440	7,437	3. Distributaries.	34,073	..	34,073
5. Plantations ..	21,345	10	21,673	Total .	5,79,519	12,573	5,92,092
6. Other canal produce ..		318					
9. Rents of buildings ..	589	15	604	<b>II—MAINTENANCE AND REPAIRS</b>			
10. Fines ..	47,666	2,066	49,732	1. Head Works ..	36,45,436	.	36,45,436
11. Miscellaneous receipts ..	61,186	5,087	66,273	2. Main Canals and Branches .	16,60,774	4,20,701	20,81,475
12. Deduct Re-funds ..	4,153	2,456	6,609	4. Drainage and Protective Works	17,343	.	17,343
Total ..	17,29,436	41,642	17,71,078	Total ..	53,23,555	4,20,701	57,44,256
<b>II—INDIRECT RECEIPTS.</b>				<b>IV.—ESTABLISHMENT.</b>			
Irrigation share of Land Revenue collected in the Civil Department	2,10,06,335	7,51,977	2,17,58,312	1 and 2. Direction and Accounts	14,58,550	93,499	15,52,049
4 per cent. on 9/10ths of the proceeds from sales of occupancy rights per Govt of India Nos 53 and 58-A.I., dated respectively 20th June and 1st August 1889, communicated in Government Resolution No. 1209, dated 10th July and No. 1913, dated 7th November 1889 to end of 1920-21 and thereafter at the average rate communicated by Local Govt. vide Govt. Order, P. W. D. No W. I. 11143, dated 20th July 1921 ..	3,06,136	11,107	3,17,243	3. Executive ..	18,594	13,090	31,684
Total ..	24,13,12,471	7,63,084	2,20,75,555	4. Pensionary charges ..			
Total Receipts .	2,30,41,907	8,04,726	2,38,46,633	Total ..	14,77,144	1,06,569	15,83,733
Carried over ..	2,30,41,907	8,04,726	2,38,46,633	<b>V.—TOOLS AND PLANT</b>	65,704	2,783	68,487
				Carried over ..	74,45,922	5,42,646	79,88,568

ADMINISTRATIVE ACCOUNTS FOR THE YEAR 1928-29.

43

BEGARI CANAL.

CANAL PROJECT.

No. 3.—Revenue Account for, and to end of, 1928-29.

Receipts.	TOTAL			Charges	TOTAL.		
	Previous	1928-29	Total.		Previous.	1928-29	Total
	Rs.	Rs.	Rs		Rs	Rs	Rs.
Brought forward ..	2,30,41,907	8,04,726	2,38,46,633	Brought forward.	74,45,922	5,42,645	79,88,568
<i>Note</i> —Loss to the canal on account of difference between assessment of water-rates on jaghir lands and assessment at the ordinary rates in force for Government lands noted here per Government of India Letter No 233-1, dated 14th June 1883, communicated under Government Resolution No 400, dated 11th August 1883				Profit and Loss—			
				VI—REFUNDS OF REVENUE..	1,751		1,751
				Suspense Account	—2		—2
				Deduct—Receipts on Revenue Account	4,396	2,676	7,072
				Total	74,43,275	5,39,970	79,83,245
				Share of Collection Charges in the Civil Department ..	14,95,247	45,927	15,41,174
				Total Direct Charges	89,38,522	5,85,897	95,24,419
				Indirect Charges debitable to Revenue Account as per Account No 5	2,21,058	4,333	2,25,391
				Total Charges	91,59,580	5,90,230	97,49,810
				Balance Net Revenue	1,38,82,327	2,14,496	1,40,96,823
To end of 1927-28, Rs. 27,92,297							
Loss for 1928-29, Rs. 65,975							
Total Rs 28,58,272							
GRAND TOTAL ..	2,30,41,907	8,04,726	2,38,46,633	GRAND TOTAL ..	2,30,41,907	8,04,726	2,38,46,633

N B.—Construction Estimate closed on 31st March 1891, vide G. R. No. 1253, dated 28th July 1891. Completion Report approved in G. R. No. 753, dated 11th May 1892.



BEGARI CANAL.

CANAL PROJECT.

No. 6.—Statement comparing Capital Cost to end of 1928-29 with sanctioned estimates.

Particulars.	Charges against closed sanctions.			Current sanctions.			Total charges to date against old and current sanctions.
	Expenditure against construction estimate.	Expenditure against open Capital sanctions.	Total.	Charges to date.	Amount of sanctioned estimate.	Unspent balance of estimate.	
1	2	3	4	5	6	7	8
<b>DIRECT CHARGES.</b>							
	Rs.	Rs.	Rs.	Rs.	Rs.	Rs.	Rs.
Works .. ..	13,91,068	6,66,446	20,57,514	..	..	..	20,57,514
Establishment .. ..	2,29,894	1,34,493	3,64,387	..	..	..	3,64,387
Pensionary charges .. ..	..	706	706	..	..	..	706
Tools and Plant .. ..	4,666	739	5,405	..	..	..	5,405
Suspense Account.. ..	..	..	..	..	..	..	..
Total .. ..	16,25,628	8,02,384	24,28,012	..	..	..	24,28,012
Less—Receipts on Capital Account .. ..	19	..	19	..	..	..	19
Net Total .. ..	16,25,609	8,02,384	24,27,993	..	..	..	24,27,993
<b>INDIRECT CHARGES.</b>							
Capitalized abatement of Land Revenue .. ..	4,246	13,723	17,969	..	..	..	17,969
Leave and Pension Allowances .. ..	43,224	18,116	61,340	..	..	..	61,340
Audit and Accounts .. ..	..	263	263	..	..	..	263
Total .. ..	47,470	32,102	79,572	..	..	..	79,572
<b>GRAND TOTAL .. ..</b>	<b>16,73,079</b>	<b>8,34,486</b>	<b>25,07,565</b>	<b>..</b>	<b>..</b>	<b>..</b>	<b>25,07,565</b>

An estimate amounting to Rs. 27,753 (excluding departmental charges) was sanctioned under G. R. No 1-99/27, dated 22nd March 1928.

Workslip amounting to Rs 23,674-1-0 was sanctioned in G. R. (P. W. D.) No. 1399/27 dated 19th March 1929. Work completed during 1928-29.



## DESERT CANAL.

## CANAL PROJECT.

No. 3.—Revenue Account for, and to end of, 1928-29.

Receipts.	TOTAL			Charges.	TOTAL.		
	Previous	1928-29.	Total.		Previous	1928-29.	Total.
I.—DIRECT RECEIPTS.	Rs.	Rs.	Rs.		Rs.	Rs.	Rs.
1. Water-rates from Irrigation	29,58,778	79,684	30,38,462	I.—E X T E N- SIONS AND I M P R O V E- MENTS.			
2. Sales of water.	7	16	23	1. Head Works..	7,739	...	7,739
3. Plantations ..	17,132	90	17,619	2. Main Canals and Branches ..	2,30,878	3,721	2,34,599
4 Other Canal produce ..		397		3. Distributaries	48,848	...	48,848
5. Rents of build- ings ..	10,803	234	11,037	Total ..	2,87,465	3,721	2,91,186
6. Fines ..	29,736	1,010	30,746	II—M A I N- TENANCE AND REPAIRS.			
7 Miscellaneous receipts ..	42,770	3,009	45,779	1. Head Works..	43,743	..	43,743
8. Deduct—Re- funds	474	79	553	2. Main Canals and Branches .	36,33,970	4,97,016	41,30,986
Total	30,58,752	84,361	31,43,113	3. Distributaries	41,270	...	41,270
II.—INDIRECT RECEIPTS				Total .	37,18,983	4,97,016	42,15,999
Irrigation share of Land Revenue collected in the Civil Department	1,06,09,189	4,20,043	1,10,29,232	III.—COMPEN- SATION ..	279	..	279
4 per cent on 9/10ths of the proceeds from sales of occupancy rights per Govt of India Nos 53 and 58-A.1., dated respectively 20th June and 1st August 1889, communicated in Government Resolutions No 1209, dated 10th July and No. 1913, dated 7th Novem- ber 1889 to end of 1920-21 and thereafter at the average rate communicated by Local Government, vide Government Order, P. W. D., No W. I. 11143, dated 20th July 1921 ..	67,136	2,767	69,903	IV.—ESTAB- LISHMENT			
Total ..	1,06,76,325	4,22,810	1,10,99,135	1 and 2. Direc- tion and Ac- counts.	9,00,065	1,06,745	10,06,810
Total Receipts ..	1,37,35,077	5,07,171	1,42,42,248	3. Executive ..			
Carried over ..	1,37,35,077	5,07,171	1,42,42,248	4. Pensionary Charges	10,030	14,944	24,974
				Total ..	9,10,095	1,21,689	10,31,784
				V—T O O L S AND PLANT ..	39,422	3,177	42,599
				Carried over .	49,56,244	6,25,603	55,81,847

DESERT CANAL.

CANAL PROJECT.

No. 3.—Revenue Account for, and to end of, 1928-29.

Receipts.	TOTAL.			Charges	TOTAL.		
	Previous	1928-29	Total		Previous	1928-29	Total
	Rs.	Rs.	Rs.		Rs.	Rs.	Rs.
Brought over	1,37,35,077	5,07,171	1,42,42,248	Brought over	49,56,244	6,25,603	55,81,847
<p>Note.—Loss to the canal on account of difference between assessment of water rates on jaghir lands and also on lands in Khilat Territory and assessment at the ordinary rates in force for Government lands noted here per Government of India Letter No 233-1, dated 14th June 1883, communicated under Government Resolution No 400, dated 11th August 1883.</p>				Profit and Loss—			
				VI.—REFUNDS OF REVENUE ..	7,245	....	7,245
				Deduct—receipt on revenue account	....	502	502
				Total ..	49,63,489	6,25,101	55,88,590
				Share of collection charges in the Civil Department.	7,20,438	25,404	7,45,842
				Total direct charges ..	56,83,927	6,50,505	63,34,432
				Indirect Charges debitible to Revenue Account as per Account No. 5	1,34,809	5,007	1,39,816
				Total charges .	58,18,736	6,55,512	64,74,248
				Balance Revenue Net	79,16,341	-1,48,341	77,68,000
				GRAND TOTAL ..	1,37,35,077	5,07,171	1,42,42,248
<p>To end of 1927-28 28,77,352</p> <p>Loss for 1928-29. 82,743</p> <p>Total .29,60,095</p>							

N.B.—Last Capital Account detailed in the Administrative Accounts for 1927-28

Construction Estimate closed on 31st March 1892—vide G.R.No. 1253, dated 28th July 1891.

Completion Report approved in G.R No 1750, dated 10th November 1893.

## DESERT CANAL.

## CANAL PROJECT.

## No. 4.—Interest Account for, and to end of, 1928-29.

	Amount.		Amount.
	Rs.		Rs.
Total interest charges to end of 1927-1928 .. ..	35,65,376	Net Revenue realized to end of 1927-1928 as per No. 3 .. ..	79,16,341
Interest charges for the year 1928-1929 .. ..	89,622	Net Revenue realized during 1928-1929 as per No. 3 .. ..	-1,48,341
On Rs. 26,40,891 outlay to end of the year 1916-17 at the average rate 3.3252 per cent. .. Rs. 87,815		Total Net Revenue realized to end of the year as per No. 3 .. ..	77,68,000
On subsequent outlay Rs. 33,414 at the flat rate 5.41 per cent. .. Rs. 1,807		Balance net interest charges .. ..	-41,13,002
Total ..	36,54,998	Total ..	36,54,998

## No. 5.—Account of Indirect Charges for, and to end of, 1928-29.

Particulars.	Previous.	1928-29.	Total.	Particulars.	Previous.	1928-29.	Total.
	Rs.	Rs.	Rs.		Rs.	Rs.	Rs.
CAPITAL ACCOUNT.		Nil.		REVENUE ACCOUNT.			
				1. Capitalized abatement of Land Revenue ..	5,830	..	5,830
				2. Leave and Pension Allowances ..	1,18,014	..	1,18,014
				3. Audit and Accounts Establishment ..	10,965	5,007	15,972
Total ..	..	..	..	Total ..	1,34,809	5,007	1,39,816

## FULELI CANAL.

## CANAL PROJECT.

No. 2.—Capital Account for, and to end of, 1927-29.

Heads of Account.	Direct Charges.			Cost of construction as now estimated. (Construction estimate closed on 31st March 1893.)	Expenditure against closed estimates.
	Previous.	1928-29.	Total.		
1	2	3	4	5	6
<b>I.—WORKS.</b>	Rs.	Rs.	Rs.	Rs.	Rs.
(1) HEAD WORKS.					
C. Works .. .. .	66,278	..	66,278	66,278	66,278
K. Buildings .. .. .	4,012	..	4,012	4,012	4,012
<b>Total, Head Works ..</b>	<b>70,290</b>	<b>..</b>	<b>70,290</b>	<b>70,290</b>	<b>70,290</b>
(2) MAIN CANALS AND BRANCHES					
A. Preliminary Expenses ..	74,830	..	74,830	74,830	74,830
B. Land .. .. .	7,456	..	7,456	7,456	7,456
D. Regulators .. .. .	8,78,905	..	8,78,905	8,78,905	8,78,905
G. Bridges .. .. .	36,992	..	36,992	36,992	36,992
H. Escapes .. .. .	2,44,313	..	2,44,313	2,44,313	2,44,313
K. Buildings .. .. .	67,444	A	67,444	67,444	67,444
L. Earth-work .. .. .	9,24,525	43	9,24,568	9,24,568	9,24,568
O. Miscellaneous .. .. .	26,347	..	26,347	26,347	26,347
<b>Total, Main Canals and Branches ..</b>	<b>22,60,812</b>	<b>43</b>	<b>22,60,855</b>	<b>22,60,855</b>	<b>22,60,855</b>
(3) DISTRIBUTARIES					
B. Land .. .. .	667	..	667	667	667
C. Works .. .. .	73,462	..	73,462	73,462	73,462
L. Earth-work .. .. .	33,818	..	33,818	33,818	33,818
<b>Total, Distributaries ..</b>	<b>1,07,947</b>	<b>..</b>	<b>1,07,947</b>	<b>1,07,947</b>	<b>1,07,947</b>
<b>Total, I—Works ..</b>	<b>24,39,049</b>	<b>43</b>	<b>24,39,092</b>	<b>24,39,092</b>	<b>24,39,092</b>
<b>Carried over ..</b>	<b>24,39,049</b>	<b>43</b>	<b>24,39,092</b>	<b>24,39,092</b>	<b>24,39,092</b>

## FULELI CANAL.

## CANAL PROJECT.

No. 2.—Capital Account for, and to end of, 1928-29.

Heads of Account.	Direct Charges.			Cost of construction as now estimated. (Construction estimate closed on 31st March 1893.)	Expenditure against closed estimates.
	Previous.	1928-29.	Total.		
1	2	3	4	5	6
	Rs.	Rs.	Rs.	Rs.	Rs.
* Brought forward ..	24,39,049	43	24,39,092	24,39,092	24,39,092
II.—ESTABLISHMENT.					
3. Executive .. ..	6,57,129	16	6,57,145	6,57,145	6,57,145
4. Medical .. ..					
5. Special Survey .. ..					
6. Pensionary Charges .. ..	4,461	2	4,463	4,463	4,463
Total, Establishment ..	6,61,590	18	6,61,608	6,61,608	6,61,608
III.—TOOLS AND PLANT ..	20,162	1	20,163	20,163	20,163
Grand Total ..	31,20,801	62	31,20,863	31,20,863	31,20,863
V.—Less—Receipts on Capital Account	504	..	504	504	504
Net Outlay ..	31,20,297	62	31,20,359	31,20,359	31,20,359
Apportionment.					
Chargeable to 43—Minor Works and Navigation.	21,22,765	..	21,22,765	21,22,765	21,22,765
Chargeable to 55—Construction of Irrigation Works.	9,97,532	62	9,97,594	9,97,594	9,97,594
Total ..	31,20,297	62	31,20,359	31,20,359	31,20,359

A.—The work was shown completed in 1927-28. The expenditure now shown relates to law charges.

FULELI CANAL.

CANAL PROJECT.

No. 3.—Revenue Account for, and to end of, 1928-29.

Receipts.	TOTAL.			Charges.	TOTAL.		
	Previous.	1928-29.	Total		Previous.	1928-29	Total.
<b>I.—DIRECT RECEIPTS</b>	Rs.	Rs.	Rs		Rs.	Rs.	Rs.
1. Water-rates from Irrigation ..	18,04,668	1,09,853	19,14,521	<b>I—EXTENSIONS AND IMPROVEMENTS</b>			
3 Sales of water .	10,009	2,391	12,400	2 Main Canals and Branches	4,50,733	6,272	4,57,005
5. Plantations ..	2,74,086	144	2,83,734	3. Distributaries	29,163	..	29,163
6. Other canal produce ..		9,504					
8 Navigation ..	75,846	..	75,846	Total ..	4,79,896	6,272	4,86,168
9. Rents of buildings	8,695	794	9,489	<b>II—MAINTENANCE AND REPAIRS.</b>			
10. Fines ..	51,408	5,116	56,524	1 Head Works	169	..	169
11. Miscellaneous receipts ..	2,41,838	8,141	2,49,979	2. Main Canals and Branches	63,64,397	1,45,471	65,09,868
12 <i>Deduct</i> —Refunds	5,898	2,409	8,307	3. Distributaries	1,155	..	1,155
Total ..	24,60,652	1,33,534	25,94,186	Total ..	63,65,721	1,45,471	65,11,192
<b>II—INDIRECT RECEIPTS</b>				<b>III—COMPENSATION</b>	..	..	..
Irrigation share of Land Revenue collected in the Civil Department.	2,49,15,376	7,37,941	2,56,53,317	<b>IV—ESTABLISHMENT.</b>			
4 per cent. on 9/10ths of the proceeds from sales of occupancy rights per Govt of India Nos. 53 and 58-A I., dated respectively 20th June and 1st August 1889, communicated in Government Resolution No 1209, dated 10th July, and No 1913, dated 7th November 1889 to end of 1920-21 and thereafter at the average rate communicated by Local Govt. vide Govt. Order, P. W. D., No. W. I 11143, dated 20th July 1921.	4,56,714	29,290	4,86,004	1 and 2. Direction and Accounts ..	24,47,947	82,295	25,30,242
Total ..	2,53,72,090	7,67,231	2,61,39,321	3. Executive ..			
Total, Receipts .	2,78,32,742	9,00,765	2,87,33,507	4 Pensionary charges ..	15,896	11,521	27,417
Carried over .	2,78,32,742	9,00,765	2,87,32,507	Total ..	24,63,843	93,816	25,57,659
				<b>V—TOOLS AND PLANT</b>	65,698	5,442	71,140
				Carried over ..	93,75,158	2,51,001	96,26,159

## FULELI CANAL.

## CANAL PROJECT.

No. 3.—Revenue Account for, and to end of, 1928-29.

Receipts.	TOTAL.			Charges.	TOTAL.		
	Previous	1928-29	Total		Previous.	1928-29.	Total.
	Rs.	Rs.	Rs.		Rs.	Rs.	Rs.
Brought forward ..	2,78,32,742	9 00,765	2,87,33,507	Brought forward	93,75,158	2,51,001	96,26,159
<i>Note.</i> —Loss to the canal on account of difference between assessment of water-rates on jaghur lands and assessment at the ordinary rates in force for Government lands noted here per Government of India Letter No 233-1, dated 14th June 1883, communicated under Government Resolution No 400, dated 11th August 1883.				VI.—REFUNDS OF REVENUE.	3,730	..	3,730
				Suspense Account .	—239	..	—239
				<i>Deduct</i> —Receipts on revenue account .	324	6	330
				Total ..	93,78,325	2,50,995	96,29,320
				Share of Collection Charges in the Civil Department.	19,38,359	51,285	19,89,644
				Total, Direct Charges ..	1,13,16,684	3,02,280	1,16,18,964
				Indirect Charges debutable to Revenue Account as per Account No. 5 ..	3,81,184	1,615	3,82,799
				Total Charges .	1,16,97,868	3,03,895	1,20,01,763
				Balance Revenue Net ..	1,61,34,874	5,96,870	1,67,31,744
				GRAND TOTAL ..	2,78,32,742	9,00,765	2,87,33,507
To end of 1927-28..	Rs. 72,54,742						
Loss for 1928-29..	1,32,994						
Total	73,87,736						

*NB*—Construction estimate closed on 31st March 1893, *vide* G. R. No. 1035, dated 27th June 1894. Completion Report approved in G. R. No. 1035, dated 27th June 1894.

FULELI CANAL.

CANAL PROJECT.

No. 4.—Interest Account for, and to end of, 1928-29.

	Amount. Rs.		Amount. Rs.
Total interest charges to end of 1927-28 .. .. .	37,40,834	Net Revenue realized to end of 1927-28 as per No 3 .. .. .	1,61,34,874
Interest charges for the year 1928-29 .. .. .	1,28,688	Net Revenue realized during 1928-29 as per No. 3 .. .. .	5,96,870
	Rs	Total Net Revenue realized to end of the year as per No 3 .. .. .	1,67,31,744
On Rs. 19,24,515 outlay to end of the year 1916-17 at the average rate 3-3252 per cent. ..	63,994	Balance net interest charges .. .. .	-1,28,62,222
On subsequent outlay Rs. 11,95,813 at 5-41 per cent. ..	64,694		
Total ..	38,69,522	Total ..	38,69,522

No. 5.—Account of Indirect Charges for, and to end of, 1928-29

Particulars.	Previous	1928-29.	Total.	Particulars.	Previous.	1928-29.	Total.
	Rs.	Rs	Rs.		Rs.	Rs.	Rs.
CAPITAL ACCOUNT.				REVENUE ACCOUNT.			
1. Capitalized abatement of Land Revenue ..	16,014	..	16,014	1. Capitalized abatement of Land Revenue ..	17,972	98	18,070
2. Leave and Pension Allowances ..	97,006	..	97,006	2. Leave and Pension Allowances ..	3,53,937	..	3,53,937
3. Audit and Accounts Establishment ..	7,120	..	7,120	3. Audit and Accounts Establishment ..	9,275	1,517	10,792
Total ..	1,20,140	..	1,20,140	Total ..	3,81,184	1,615	3,82,799



## FULELI CANAL.

## CANAL PROJECT.

No. 6.—Statement comparing Capital Cost to end of 1928-29 with sanctioned estimates.

Particulars	Charges against closed sanctions.			Current sanctions.			Total charges to date against old and current sanctions.
	Expenditure against construction estimate.	Expenditure against open capital sanctions.	Total.	Charges to date.	Amount of sanctioned estimate.	Unspent balance of estimate.	
1	2	3	4	5	6	7	8
<b>DIRECT CHARGES.</b>	Rs.	Rs.	Rs.	Rs.	Rs.	Rs.	Rs.
Works .. ..	9,84,801	14,54,291	24,39,092	..	..	..	24,39,092
Establishment ..	2,00,468	4,56,677	6,57,145	..	..	..	6,57,145
Pens onary charges ..	..	4,463	4,463	..	..	..	4,463
Tools and Plant ..	1,325	18,838	20,163	..	..	..	20,163
<b>Total ..</b>	<b>11,86,594</b>	<b>19,34,269</b>	<b>31,20,863</b>	<b>..</b>	<b>..</b>	<b>..</b>	<b>31,20,863</b>
Less—Receipts on Capital Account ..	21	483	504	..	..	..	504
<b>Net Total ..</b>	<b>11,86,573</b>	<b>19,33,786</b>	<b>31,20,359</b>	<b>..</b>	<b>..</b>	<b>..</b>	<b>31,20,359</b>
<b>INDIRECT CHARGES.</b>							
Capitalized abatement of Land Revenue ..	6,800	9,214	16,014	..	..	..	16,014
Leave and Pension Allowances ..	37,536	59,470	97,006	..	..	..	97,006
Audit and Accounts Establishment ..	....	7,120	7,120	..	..	..	7,120
<b>Total ..</b>	<b>44,336</b>	<b>75,804</b>	<b>1,20,140</b>	<b>..</b>	<b>..</b>	<b>..</b>	<b>1,20,140</b>
<b>GRAND TOTAL ..</b>	<b>12,30,909</b>	<b>20,09,590</b>	<b>32,40,499</b>	<b>..</b>	<b>..</b>	<b>..</b>	<b>32,40,499</b>

NAULAKHI CANAL

CANAL PROJECT.

No. 3.—Revenue Account for, and to end of, 1928-29.

Receipts.	TOTAL			Charges	TOTAL		
	Previous	1928-29.	Total		Previous	1928-29	Total
<b>I—DIRECT RECEIPTS.</b>	Rs.	Rs.	Rs.	<b>I—EXTENSIONS AND IMPROVEMENTS.</b>	Rs.	Rs.	Rs.
1. Water-rates from Irrigation ..	3,994	1,317	5,311	2. Main Canals and Branches ..	1,000	47	1,047
3. Sales of water.	.	1	1				
6. Other canal produce ..	1,074	105	1,179				
8. Navigation ..	45		45				
9. Rents of buildings ..	1	4	5				
10. Fines ..	1,051	116	1,167	Total ..	1,000	47	1,047
11. Miscellaneous receipts ..	1,193	490	1,683				
12. <i>Deduct</i> —Refunds ..	304	2	306	<b>II—MAINTENANCE AND REPAIRS</b>			
Total ..	7,054	2,031	9,085	2. Main Canals and Branches ..	1,96,789	60,014	2,56,803
<b>II.—INDIRECT RECEIPTS</b>							
Irrigation share of Land Revenue collected in the Civil Department.	8,96,114	1,50,334	10,46,448	Total ..	1,96,789	60,014	2,56,803
4 per cent. on 9/10ths of the proceeds from sales of occupancy rights per Govt. of India Nos 53 and 58-A I, dated respectively, 20th June and 1st August 1889, communicated in Government Resolution No 1209, dated 10th July, and No. 1913, dated 7th November 1889 to end of 1920-21 and thereafter at the average rate communicated by Local Government vide Government Order, P. W. D., No W 1. 11143, dated 20th July 1921	4,477	750	5,227	<b>III—COMPENSATION</b> ..	..		..
Total ..	9,00,591	1,51,084	10,51,675	<b>IV—ESTABLISHMENT.</b>			
Total Receipts ..	9,07,645	1,53,115	10,60,760	1 and 2 Direction and Accounts } 95,946	22,545	1,18,491	
Carried over	9,07,645	1,53,115	10,60,760	3. Executive ..			
				4. Pensionary charges ..	4,512	3,156	7,668
				Total ..	1,00,458	25,701	1,26,159
				<b>V.—TOOLS AND PLANT..</b>	2,919	1,442	4,361
				Carried over ..	3,01,166	87,204	3,88,370

## NAULAKHI CANAL.

## CANAL PROJECT.

No. 3.—Revenue Account for, and to end of, 1928-29.

Receipts	TOTAL.			Charges	TOTAL.		
	Previous.	1928-29.	Total.		Previous.	1928-29	Total.
Brought forward .	Rs. 9,07,645	Rs 1,53,115	Rs. 10,60,760	Brought forward..	Rs. 3,01,166	Rs. 87,204	Rs. 3,88,370
<i>Note.</i> —Loss to the canal on account of difference between assessment of water-rates on jaghir lands and assessment at the ordinary rates in force for Government lands noted here per Government of India Letter No 233-1, dated 14th June 1883, communicated under Government Resolution No. 400, dated 11th August 1883  Rs To end of 1927-28 . 27,278 Loss for 1928-29.. 4,077  Total .. 31,355				VI—REFUNDS OF REVENUE..	..	..	..
				Total .	3,01,166	87,204	3,88,370
				Share of Collection Charges in the Civil Department.	54,075	9,117	63,192
				Total, Direct Charges .	3,55,241	96,321	4,51,562
				Indirect Charges debitable to Revenue Account as per Account No 5 ..	10,905	600	11,505
				Total, Charges .	3,66,146	96,921	4,63,067
				Balance Net Revenue ..	5,41,499	56,194	5,97,693
				GRAND TOTAL ..	9,07,645	1,53,115	10,60,760
				GRAND TOTAL .	9,07,645	1,53,115	10,60,760

N.B.—Last Capital Account detailed in the Administrative Accounts for 1924-25.

Construction Estimate closed during 1921-22.

C R. No. 1606, dated 30th November 1923.

## NAULAKHI CANAL.

## CANAL PROJECT.

## No. 4—Interest Account for, and to end of, 1928-29.

	Amount. Rs.		Amount. Rs.
Total interest charges to end of 1927-28 .. .. .	25,659	Net Revenue realized to end of 1927-28 as per No 3 .. ..	5,41,499
Interest charges for the year 1928-29 .. .. .	5,048	Net Revenue realized during 1928-1929 as per No. 3 .. .. .	56,194
On Rs 99,479 outlay to end of the year 1916-17 at the average rate 3 3252 per cent. ..	3,308	Total Net Revenue realized to end of the year as per No. 3 .. .. .	5,97,693
On subsequent outlay Rs. 32,161 at the flat rate 5.41 per cent. ..	1,740	Balance net interest charges .. .. .	-5,66,986
Total .. .. .	30,707	Total .. .. .	30,707

## No. 5.—Account of Indirect Charges for, and to end of, 1928-29.

Particulars.	Previous.	1928-29.	Total	Particulars.	Previous	1928-29.	Total.
	Rs.	Rs.	Rs.		Rs.	Rs.	Rs.
CAPITAL ACCOUNT.		Nil.		REVENUE ACCOUNT.			
				1. Capitalized abatement of Land Revenue ..	7	..	7
				2. Leave and Pension Allowances ..	8,920	..	8,920
				3. Audit and Accounts Establishment ..	1,978	600	2,578
Total .. .. .	..	..	..	Total .. .. .	10,905	600	11,505

## PINYARI CANAL.

## CANAL PROJECT.

No. 2.—Detailed Account of Capital Expenditure for, and to end of, 1928-29.

Heads of Account.	Direct Charges.			Cost of Construction as now estimated. (Construction estimate closed during 1921-22.)	Expenditure against closed estimates.
	Previous.	1928-29.	Total.		
1	2	3	4	5	6
<b>I.—WORKS.</b>					
<b>(2) MAIN CANALS AND BRANCHES.</b>					
A. Preliminary Expenses .. .. .	36,436	254	36,690	36,690	36,690
D. Regulators .. .. .	2,054	..	2,054	2,054	2,054
G. Bridges .. .. .	2,120	..	2,120	2,120	2,120
K. Buildings .. .. .	33,487	..	33,487	33,487	33,487
L. Earth-work .. .. .	4,17,408	..	4,17,408	4,17,408	4,17,408
Total, Main Canals and Branches .. .. .	4,91,505	254	4,91,759	4,91,759	4,91,759
Unclassified outlay .. .. .	4,78,414	..	4,78,414	4,78,414	4,78,414
Total I.—Works .. .. .	9,69,919	254	9,70,173	9,70,173	9,70,173
<b>II.—ESTABLISHMENT.</b>					
1 and 2. Direction and Accounts .. .. .	2,27,463	111	2,27,574	2,27,574	2,27,574
3. Executive, 4. Medical .. .. .					
5. Special Survey .. .. .					
6. Pensionary charges .. .. .					
Total II.—Establishment .. .. .	2,30,388	126	2,30,514	2,30,514	2,30,514
III.—TOOLS AND PLANT .. .. .	11,356	1	11,357	11,357	11,357
Grand Total .. .. .	12,11,663	381	12,12,044	12,12,044	12,12,044
V.—Less—Receipts on Capital Account .. .. .	..	..	..	..	..
Net Outlay .. .. .	12,11,663	381	12,12,044	12,12,044	12,12,044
<b>Apportionment.</b>					
Chargeable to—					
15—Other Revenue expenditure .. .. .	5,90,135	..	5,90,135	12,12,044	12,12,044
55—Construction of Irrigation Works.. .. .	6,21,528	381	6,21,909		
Total .. .. .	12,11,663	381	12,12,044	12,12,044	12,12,044

PINYARI CANAL.

CANAL PROJECT.

No. 3.—Revenue Account for, and to end of, 1928-29.

Receipts	TOTAL.			Charges	TOTAL.		
	Previous	1928-29.	Total.		Previous	1928-29.	Total
<b>I—DIRECT RECEIPTS.</b>	Rs.	Rs.	Rs.		Rs.	Rs.	Rs.
1 Water rates from Irrigation ..	2,772	558	3,330				
5. Plantations ..	2,447	386	2,833				
6 Other canal produce ..	2,847	481	3,328				
8 Navigation ..	45	..	45				
9 Rents of buildings ..	77	15	92				
10 Fines ..	2,161	513	2,674				
11. Miscellaneous receipts ..	17,247	1,281	18,528				
12. <i>Deduct</i> —Returns ..	163	133	296				
Total ..	27,433	3,101	30,534				
<b>II.—INDIRECT RECEIPTS.</b>							
Irrigation share of Land Revenue collected in the Civil Department.	12,99,576	3,26,559	16,26,135				
4 per cent. on 9/10ths of the proceeds from sales of occupancy rights per Govt of India, Nos. 53 and 58-A-1, dated respectively 20th June and 1st August 1889, communicated in Government Resolution No. 1209, dated 10th July, and No. 1913, dated 7th November 1889 to end of 1920-21 and thereafter at the average rate communicated by Local Government vide Government Order, P. W. D. No. W. I. 11143, dated 20th July 1921 ..	32,953	5,879	38,832				
Total ..	13,32,529	3,32,438	16,64,967				
Total Receipts ..	13,59,962	3,35,539	16,95,501				
Carried over ..	13,59,962	3,35,539	16,95,501				
				<b>I—EXTENSIONS AND IMPROVEMENTS.</b>			
				2. Main Canals and Branches ..	1,28,553	2,965	1,31,518
				Total ..	1,28,553	2,965	1,31,518
				<b>II—MAINTENANCE AND REPAIRS.</b>			
				2. Main Canals and Branches ..	6,78,893	1,14,962	7,93,855
				Total ..	6,78,893	1,14,962	7,93,855
				<b>III—COMPENSATION</b>	..	..	..
				<b>IV—ESTABLISHMENT.</b>			
				1 and 2. Direction and Accounts ..	1,63,784	25,491	1,89,275
				3. Executive ..	7,412	3,569	10,981
				Pensionary charges			
				Total ..	1,71,196	29,060	2,00,256
				<b>V—TOOLS AND PLANT ..</b>	7,798	860	8,658
				Carried over ..	9,86,440	1,47,847	11,34,287

## PUBLIC WORKS DEPARTMENT, IRRIGATION BRANCH.

## PINYARI CANAL.

## CANAL PROJECT.

No. 3.—Revenue Account for, and to end of, 1928-29.

Receipts.	TOTAL.			Charges.	TOTAL.		
	Previous.	1928-29.	Total.		Previous.	1928-29.	Total.
Brought forward	Rs 13,59,962	Rs 3,35,539	Rs 16,95,501	Brought forward	Rs. 9,86,440	Rs 1,47,847	Rs 11,34,287
<i>Note</i> —Loss to the canal on account of difference between assessment of water-rates on jagbir lands and assessment at the ordinary rates in force for Government lands noted here per Government of India Letter No 233-I, dated 14th June 1883, communicated under Government Resolution No 400, dated 11th August 1883  Rs To end of 1927-28 44,307 Loss for 1928-29 7,290 Total . 51,597				Profit and Loss	..	.	.
				VI.—REFUNDS OF REVENUE. Suspense Account.	..	.	..
				Deduct—Receipts on Revenue Accounts	830	53	883
				Total ..	9,85,610	1,47,794	11,33,404
				Share of Collection Charges in the Civil Department.	78,270	19,558	97,928
				Total Direct Charges ..	10,63,880	1,67,452	12,31,332
				Indirect Charges debitable to Revenue Account as per Account No. 5 ..	25,484	1,179	26,663
				Total Charges .	10,89,364	1,68,631	12,57,995
				Balance Net Revenue ..	2,70,598	1,66,908	4,37,506
	GRAND TOTAL .	13,59,962	3,35,539	16,95,501	GRAND TOTAL ..	13,59,962	3,35,539

N.B.—Construction Estimate closed during 1921-22, vide G. R. No. 1606, dated 19th July 1923.

PINYARI CANAL.

CANAL PROJECT.

No. 4.—Interest Account for, and to end of, 1928-29

	Amount. Rs.		Amount. Rs.
Total interest charges to end of 1927-1928 .. ..	2,59,723	Net Revenue realized to end of 1927-1928 as per No. 3 .. ..	2,70,598
Interest charges for the year 1928-1929 .. ..	55,162	Net Revenue realized during 1928-1929 as per No 3 .. ..	1,65,908
On Rs. 4,98,777 outlay to end of the year 1916-17 at the average rate 3 3/4 per cent. ..	16,585	Total Net Revenue realized to end of the year as per No 3 .. ..	4,37,506
On subsequent outlay Rs. 7,13,076 at the flat rate 5.41 per cent. ..	38,577	Balance net interest charges ..	-1,22,621
Total ..	3,14,885	Total ..	3,14,885

No. 5.—Account of Indirect Charges for, and to end of, 1928-29.

Particulars	Previous.	1928-29.	Total.	Particulars.	Previous	1928-29.	Total
<b>CAPITAL ACCOUNT.</b>	Rs.	Rs.	Rs.	<b>REVENUE ACCOUNT.</b>	Rs.	Rs.	Rs.
1. Capitalized abatement of Land Revenue ..	770	.	770	1 Capitalized abatement of Land Revenue ..	1,892	..	1,892
2. Leave and Pension Allowances ..	28,922	..	28,922	2. Leave and Pension Allowances ..	15,518	..	15,518
3. Audit and Accounts Establishment ..	4,916	3	4,919	3. Audit and Accounts Establishment ..	8,074	1,179	9,253
Total ..	34,608	3	34,611	Total ..	25,484	1,179	26,663



## PINYARI CANAL.

## CANAL PROJECT.

No. 6.—Statement comparing Capital Cost to end of 1928-29 with sanctioned estimates.

Particulars.	Charges against closed sanctions.			Current sanctions.			Total charges to date against old and current sanctions.
	Expenditure against construction estimate	Expenditure against open capital sanctions.	Total.	Charges to date.	Amount of sanctioned estimate	Unspent balance of estimate.	
1	2	3	4	5	6	7	8
	Rs.	Rs.	Rs.	Rs.	Rs.	Rs.	Rs.
<b>DIRECT CHARGES.</b>							
Works ..	4,78,414	4,91,759	9,70,173	..	..	..	9,70,173
Establishment ..	1,09,898	1,17,676	2,27,574	..	..	..	2,27,574
Pensionary charges ..	..	2,940	2,940	..	..	..	2,940
Tools and Plant ..	1,823	9,534	11,357	..	..	..	11,357
<b>Total ..</b>	<b>5,90,135</b>	<b>6,21,909</b>	<b>12,12,044</b>	<b>..</b>	<b>..</b>	<b>..</b>	<b>12,12,044</b>
<i>Less—Receipts on Capital Account ..</i>	<i>..</i>	<i>..</i>	<i>..</i>	<i>..</i>	<i>..</i>	<i>..</i>	<i>..</i>
<b>Net Total ..</b>	<b>5,90,135</b>	<b>6,21,909</b>	<b>12,12,044</b>	<b>..</b>	<b>..</b>	<b>..</b>	<b>12,12,044</b>
<b>INDIRECT CHARGES.</b>							
Capitalized abatement of Land Revenue ..	..	770	770	..	..	..	770
Leave and Pension Allowances ..	15,387	13,535	28,922	..	..	..	28,922
Audit and Accounts ..	..	4,919	4,919	..	..	..	4,919
<b>Total ..</b>	<b>15,387</b>	<b>19,224</b>	<b>34,611</b>	<b>..</b>	<b>..</b>	<b>..</b>	<b>34,611</b>
<b>GRAND TOTAL ..</b>	<b>6,05,522</b>	<b>6,41,133</b>	<b>12,46,655</b>	<b>..</b>	<b>..</b>	<b>..</b>	<b>12,46,655</b>

INDUS CANAL RIGHT BANK.

CANAL PROJECT.

No. 3.—Revenue Account for, and to end of, 1928-29.

Receipts.	TOTAL			Charges.	TOTAL.		
	Previous.	1928-29	Total.		Previous.	1928-29.	Total.
	Rs	Rs	Rs.		Rs.	Rs	Rs.
<b>I—DIRECT RECEIPTS.</b>				<b>I—EXTENSIONS AND IMPROVEMENTS</b>			
1. Water-rates from Irrigation ..	4,889	399	5,288	2 Main Canals and Branches	27,500	45	27,545
6. Other canal produce ..	257	.	257	Total .	27,500	45	27,545
9. Rents of buildings ..	80	.	80				
10 Fines ..	1,011	.	1,011				
11 Miscellaneous receipts ..	1,343	115	1,458				
12 Deduct—Refunds ..	1	2	3	<b>II—MAINTENANCE AND REPAIRS</b>			
Total .	7,579	512	8,091	2 Main Canals and Branches	1,18,229	15,996	1,34,225
				3. Distributaries			
<b>II.—INDIRECT RECEIPTS.</b>				Total	1,18,229	15,996	1,34,225
Irrigation share of Land Revenue collected in the Civil Department.	3,33,806	57,085	3,90,891				
4 per cent on 9/10ths of the proceeds from sales of occupancy rights per Govt of India Nos 53 and 58-A, dated respectively 20th June and 1st August 1889 communicated in Government Resolution No. 1209, dated 10th July, and No 1913, dated 7th November 1889 to end of 1920-21 and thereafter at the average rate communicated by Local Government, vide Govt Order P W D. No W 1, 11143, dated 20th July 1921 ..	13,487	2,392	15,879	<b>III—COMPENSATION ..</b>	..	..	..
Total ..	3,47,293	59,477	4,06,770	<b>IV—ESTABLISHMENT.</b>			
Total Receipts ..	3,54,872	59,989	4,14,861	1. and 2 Direction and Accounts.	29,911	3,420	33,331
Carried over ..	3,54,872	59,989	4,14,861	3 Executive Pensionary charges	1,614	479	2,093
				Total ..	31,525	3,899	35,424
				<b>V—TOOLS AND PLANT</b>	1,249	102	1,351
				Carried over .	1,78,503	20,042	1,98,545

## INDUS CANALS RIGHT BANK.

## CANAL PROJECT.

No. 3.—Revenue Account for, and to end of, 1928-29.

Receipts.	TOTAL.			Charges.	TOTAL.		
	Previous.	1928-29.	Total		Previous.	1928-29.	Total
Brought forward..	Rs 3,54,872	Rs 59,989	Rs 4,14,861	Brought forward.	Rs. 1,78,503	Rs. 20,042	Rs. 1,98,545
<i>Note</i> —Loss to the canal on account of difference between assessment of water-rates on jaghir lands and assessment at the ordinary rates in force for Government lands noted here per Government of India Letter No 233-I, dated 14th June 1893, communicated under Government Resolution No. 400, dated 11th August 1883				VI—REFUNDS OF REVENUE			
				<i>Deduct</i> —receipts on revenue account.	19	..	19
				Total	1,78,484	20,042	1,98,526
				Share of Collection Charges in the Civil Department.	20,382	3,449	23,831
				Total Direct Charges .	1,98,866	23,491	2,22,357
				Indirect charges debitable to Revenue Account as per Account No 5 .	4,012	161	4,173
				Total Charges .	2,02,878	23,652	2,26,530
				Balance Net Revenue	1,51,994	36,337	1,88,331
				GRAND TOTAL ..	3,54,872	59,989	4,14,861
	To end of 1926-27 .. 10,808 Loss for 1927-28 .. 1,300 Total <u>12,108</u>						

*N.B.*—Last Capital Account detailed in the Administrative Accounts for 1927-28.  
 Construction estimate closed during 1921-22—vide G. R., P. W. D., No, 160b, dated 19th July 1923.

INDUS CANALS RIGHT BANK.

CANAL PROJECT.

No. 4.—Interest Account for, and to end of, 1928-29.

	Amount. Rs.		Amount. Rs.
Total interest charges to end of 1927-28 .. ..	23,600	Net Revenue realized to end of 1927-28 as per No. 3 .. ..	1,51,994
Interest charges for the year 1928-29 .. ..	3,939	Net Revenue realized during 1928-29 as per No. 3 .. ..	36,337
		Total Net Revenue realized to end of the year as per No. 3.	1,88,331
On Rs. 42,312 outlay to end of the year 1916-17 at the average rate 3.3252 per cent. ..	1,407	Balance net interest charges .. ..	-1,60,792
On subsequent outlay Rs. 46,810 at the flat rate 5.41 per cent. ..	2,532		
Total ..	27,539	Total ..	27,539

No. 5.—Account of Indirect Charges for, and to end of, 1928-29.

Particulars.	Previous.	1928-29.	Total.	Particulars.	Previous.	1928-29.	Total.
				REVENUE ACCOUNT.	Rs.	Rs.	Rs.
				1. Capitalized abatement of Land Revenue ..	36	..	36
				2. Leave and Pension Allowances ..	2,519	..	2,519
				3. Audit and Accounts Establishment ..	1,457	161	1,618
				Total ..	4,012	161	4,173

## INDUS CANALS LEFT BANK.

## CANAL PROJECT.

No. 2.—Capital Account for, and to end of, 1928-29.

Heads of Account.	Direct Charges.			Cost of Construction as now estimated (Construction estimate closed during 1921-22)	Expenditure against closed estimates.
	Previous	1928-29.	Total.		
1	2	3	4	5	6
<b>I.—WORKS.</b>	Rs.	Rs.	Rs.	Rs.	Rs.
(2) MAIN CANALS AND BRANCHES.					
A. Preliminary Expenses ..	1,455	26	1,481	1,481	1,481
G. Bridges .. ..	970	..	970	970	970
L. Earth-work .. ..	3,333	..	3,333	3,333	3,333
O. Miscellaneous .. ..	695	..	695	695	695
Total, Main Canals and Branches ..	6,453	26	6,479	6,479	6,479
Unclassified outlay ..	2,09,896	.	2,09,896	2,09,896	2,09,896
Total, I—Works ..	2,16,349	26	2,16,375	2,16,375	2,16,375
<b>II.—ESTABLISHMENT</b>					
1 and 2. Direction and Accounts. }					
3. Executive .. ..	44,401	5	44,406	44,405	44,406
4. Medical .. ..					
5. Special survey .. ..					
6. Pensionary charges .. ..	259	1	260	260	260
Total, Establishment ..	44,660	6	44,666	44,666	44,666
<b>III.—TOOLS AND PLANT</b> ..	853	..	853	853	853
<b>GRAND TOTAL</b> ..	2,61,862	32	2,61,894	2,61,894	2,61,894
<b>V.—Less—Receipts on Capital Account</b> ..	..	..	..	..	..
Net Outlay ..	2,61,862	32	2,61,894	2,61,894	2,61,894
<i>Apportionment.</i>					
Chargeable to 15, Other Revenue Expenditure .. ..	2,52,978	..	2,52,978	2,52,978	2,52,978
Chargeable to 55, Construction of Irrigation Works .. ..	8,884	32	8,916	8,916	8,916
Total ..	2,61,862	32	2,61,894	2,61,894	2,61,894

INDUS CANALS LEFT BANK.

CANAL PROJECT.

No. 3.—Revenue Account for, and to end of, 1928-29.

Receipts.	TOTAL			Charges	TOTAL		
	Previous.	1928-29.	Total.		Previous.	1928-29	Total.
	Rs.	Rs.	Rs.		Rs.	Rs.	Rs.
<b>I—DIRECT RECEIPTS.</b>				<b>I—EXTENSION AND IMPROVEMENTS.</b>			
1. Water rates from Irrigation,	7,223	1,865	9,088	1. Head Works ..	34,083	2,253	36,336
5. Plantations ..	30	.	30	2 Main Canals and Branches ..			
6 Other canal produce ..	440	128	568	3. Distributaries			
9. Rents of buildings ..	206	34	240	4 Drainage and Protective Works.			
10. Fines ..	6,752	111	6,863				
11. Miscellaneous receipts	2,581	261	2,842				
12 Deduct—Refunds	1,316	9	1,325				
<b>Total ..</b>	<b>15,916</b>	<b>2,390</b>	<b>18,306</b>	<b>Total ..</b>	<b>34,083</b>	<b>2,253</b>	<b>36,336</b>
<b>II—INDIRECT RECEIPTS</b>				<b>II—MAINTENANCE AND REPAIRS.</b>			
Irrigation share of Land Revenue collected in the Civil Department.	5,44,322	1,55,186	6,99,508	1. Head Works ..	2,58,221	47,966	3,06,187
4 per cent. on 9/10ths of the proceeds from sales of occupancy rights per Govt. of India Nos 53 and 58-A I, dated respectively 20th June and 1st August 1889, communicated in Government Resolution No. 1209, dated 10th July, and No. 1913, dated 7th November 1889 to end of 1920-21 and thereafter at the average rate communicated by Local Government, vide Govt. Order, P. W. D. No. W. I. 11143, dated 20th July 1921 ..	15,253	2,630	17,883	2 Main Canals and Branches			
				3. Distributaries..			
				4 Drainage and Protective Works			
<b>Total ..</b>	<b>5,59,575</b>	<b>1,57,816</b>	<b>7,17,391</b>	<b>Total ..</b>	<b>2,58,221</b>	<b>47,966</b>	<b>3,06,187</b>
				<b>III—COMPENSATION ..</b>	..	..	.
				<b>IV—ESTABLISHMENT..</b>			
				1 and 2 Direction and Accounts	59,479	12,285	71,764
				3 Executive Pensionary charges	2,816	1,720	4,536
<b>Total ..</b>	<b>5,75,491</b>	<b>1,60,206</b>	<b>7,35,697</b>	<b>Total ..</b>	<b>62,295</b>	<b>14,005</b>	<b>76,300</b>
<b>Total Receipts ..</b>	<b>5,75,491</b>	<b>1,60,206</b>	<b>7,35,697</b>	<b>V—TOOLS AND PLANT ..</b>	2,695	557	3,252
<b>Carried over ..</b>	<b>5,75,491</b>	<b>1,60,206</b>	<b>7,35,697</b>	<b>Carried over ..</b>	<b>3,57,294</b>	<b>64,781</b>	<b>4,22,075</b>

## INDUS CANALS LEFT BANK.

## CANAL PROJECT

No. 3.—Revenue Account for, and to end of, 1928-29.

Receipts.	TOTAL			Charges.	TOTAL		
	Previous.	1928-29	Total.		Previous.	1928-29.	Total.
	Rs.	Rs	P <sub>s</sub>		Rs	Rs	Rs.
Brought forward..	5,75,491	1,60,206	7,35,697	Brought forward	3 57,294	64,781	4,22,075
<i>Note</i> —Loss to the canal on account of difference between assessment of water-rates on jaghir lands and assessment at the ordinary rates in force for Government lands noted here per Government of India Letter No. 233-1., dated 14th June 1883, communicated under Government Resolution No. 400, dated 11th August 1883				Profit and Loss—	.. .	..	.. .
				VI—REFUNDS OF REVENUE.			
				Suspense Account.		.	..
				Deduct—Receipts on Revenue Account	57	13	70
				Total	3 57,237	64,768	4,22,005
				Share of collection charges in the Civil Department	33,503	9,430	42,933
				Total, Direct Charges	3 90,740	74,198	4 64,938
				Indirect charges debitable to Revenue Account as per Account No 5	8,435	502	8,937
				Total, Charges	3,99,175	74 700	4,73,875
				Balance Net Revenue	1,76,316	85,506	2,61,822
To end of 1927-28	Rs. 3,237						
Loss for 1928-29	73						
Total	3,310						
GRAND TOTAL	5,75,491	1,60,206	7,35,697	GRAND TOTAL ..	5,75,491	160,206	7,35,697

N.B.—Construction estimate closed during 1921-22, vide G. R. No. 1606, dated 20th July 1923.

## INDUS CANALS LEFT BANK.

## CANAL PROJECT.

## No. 4.—Interest Account for, and to end of, 1928-29

	Amount Rs.		Amount. Rs.
Total interest charges to end of 1927-28 .. .. .	56,973	Net Revenue realized to end of 1927-28 as per No 3 .. .. .	1,76,316
Interest charges for the year 1928-29 .. .. .	9,815	Net Revenue realized during 1928-29 as per No 3 .. .. .	85,506
Rs.			
On Rs. 2,08,774 outlay to end of the year 1916-17 at the average rate 3.3252 per cent. .. .. .	6,942	Total Net Revenue realized to end of the year as per No. 3 .. .. .	2,61,822
On subsequent outlay Rs. 53,104 at the flat rate 5.41 per cent. .. .. .	2,873		
		Balance net interest charges .. .. .	-1,95,034
Total .. .. .	66,788	Total .. .. .	66,788

## No 5—Account of Indirect Charges for, and to end of, 1928-29.

Particulars.	Previous.	1928-29	Total.	Particulars.	Previous	1928-29	Total.
	Rs	Rs	Rs.		Rs.	Rs.	Rs.
<b>CAPITAL ACCOUNT</b>				<b>REVENUE ACCOUNT.</b>			
1. Capitalized abatement of Land Revenue .. .. .	..	..	..	1. Capitalized abatement of Land Revenue .. .. .	..	..	..
2. Leave and Pension Allowances .. .. .	5,960	..	5,960	2. Leave and Pension Allowances .. .. .	5,511	..	5,511
3. Audit and Accounts Establishment .. .. .	64	..	64	3. Audit and Accounts Establishment .. .. .	2,924	502	3,426
Total .. .. .	6,024	..	6,024	Total .. .. .	8,435	502	8,937



## INDUS CANALS LEFT BANK.

## CANAL PROJECT.

No. 6.—Statement comparing Capital Cost to end of 1928-29 with sanctioned estimates.

Particulars.	Charges against closed sanctions.			Current sanctions			Total charges to date against old and current sanctions
	Expenditure against construction estimate	Expenditure against open capital sanctions.	Total	Charges to date.	Amount of sanctioned estimate.	Unspent balance of estimate.	
1	2	3	4	5	6	7	8
	Rs.	Rs.	Rs.	Rs.	Rs.	Rs.	Rs.
<b>DIRECT CHARGES.</b>							
Works ..	2,09,896	6,479	2,16,375	..	..	..	2,16,375
Establishment ..	42,557	1,849	44,406	..	..	..	44,406
Pensionary charges ..	..	260	260	..	..	..	260
Tools and Plant ..	525	328	853	..	..	..	853
<b>Total ..</b>	<b>2,52,978</b>	<b>8,916</b>	<b>2,61,894</b>	<b>..</b>	<b>..</b>	<b>..</b>	<b>2,61,894</b>
<i>Less—Receipts on Capital Account ..</i>	<i>..</i>	<i>..</i>	<i>..</i>	<i>..</i>	<i>..</i>	<i>..</i>	<i>..</i>
<b>Net Total ..</b>	<b>2,52,978</b>	<b>8,916</b>	<b>2,61,894</b>	<b>..</b>	<b>..</b>	<b>..</b>	<b>2,61,894</b>
<b>INDIRECT CHARGES.</b>							
Capitalized abatement of Land Revenue ..	..	..	..	..	..	..	..
Leave and Pension Allowances ..	5,960	..	5,960	..	..	..	5,960
Audit and Accounts ..	..	64	64	..	..	..	64
<b>Total ..</b>	<b>5,960</b>	<b>64</b>	<b>6,024</b>	<b>..</b>	<b>..</b>	<b>..</b>	<b>6,024</b>
<b>GRAND TOTAL ..</b>	<b>2,58,938</b>	<b>8,980</b>	<b>2,67,918</b>	<b>..</b>	<b>..</b>	<b>..</b>	<b>2,67,918</b>

## SIND CANALS AND BRANCHES

## CANAL PROJECT.

No. 2.—Detailed Account of Capital Expenditure for, and to end of, 1928-29.

Heads of Account.	Direct Charges			Cost of Construction as now estimated (Construction estimate closed during 1921-22).	Expenditure against closed estimates.
	Previous.	1928-29.	Total.		
1	2	3	4	5	6
I.—WORKS.	Rs.	Rs	Rs	Rs	Rs.
(2) MAIN CANALS AND BRANCHES.					
D. Regulators .. ..	3,806	..	3,806	3,806	3,806
K. Buildings .. ..	1,068	—60	1,008	1,008	1,008
Total, Main Canals and Branches ..	4,874	—60	4,814	4,814	4,814
Unclassified outlay ..	7,44,183	..	7,44,183	7,44,183	7,44,183
Total I.—Works ..	7,49,057	—60	7,48,997	7,48,997	7,48,997
II.—ESTABLISHMENT.					
1 and 2. Direction and Accounts ..	74,023	—13	74,010	74,010	74,010
3. Executive .. ..					
4. Medical .. ..					
5. Special Survey .. ..					
6. Pensionary charges .. ..	..	—2	—2	—2	—2
Total Establishment ..	74,023	—15	74,008	74,008	74,008
III.—TOOLS AND PLANT ..	1,061	..	1,061	1,061	1,061
IV.—Suspense Accounts ..	..	..	..	..	..
Grand Total ..	8,24,141	—75	8,24,066	8,24,066	824,066
V.—Less—Receipts on Capital Account ..	..	..	..	..	..
Net Outlay ..	8,24,141	—75	8,24,066	8,24,066	8,24,066

## SIND CANALS AND BRANCHES.

## CANAL PROJECT.

No. 2.—Detailed Account of Capital Expenditure for, and to end of, 1928-29.

Heads of Account.	Direct Charges.			Cost of Construction as now estimated (Construction estimate closed during 1921-22)	Expenditure against closed estimates
	Previous	1928-29.	Total		
1	2	3	4	5	6
	Rs.	Rs.	Rs.	Rs.	Rs.
<i>Apportionment.</i>					
Chargeable to 15—Other Revenue expenditure .. ..	8,18,182	..	8,18,182	} 8,24,066	8,24,066
Chargeable to 55—Construction of Irrigation Works ..	5,959	—75	5,884		
Total ..	8,24,141	—75	8,24,066	8,24,066	8,24,066

The market value of the Building, viz., Rs. 60 has been credited to the Capital account of the Sind Canal by corresponding debit to the head 60, Civil Works, G.R. (P W D), P. 220/30/5784, dated 22nd March 1929.

SIND CANALS AND BRANCHES.

CANAL PROJECT.

No. 3.—Revenue Account for, and to c/d of, 1928-29.

Receipts.	TOTAL.			Charges	TOTAL.		
	Previous	1928-29	Total.		Previous.	1928-29.	Total
	Rs	Rs	Rs.		Rs.	Rs.	Rs.
<b>I.—DIRECT RECEIPTS.</b>				<b>I—EXTENSIONS AND IMPROVEMENTS.</b>			
1. Water-rates from irrigation .	17,939	3 146	21,085	1. Head Works .	11,328	5,473	16,801
3. Sale of water .	.	334	334	2. Main Canals and Branches			
5. Plantations ..	34	..	34	3. Distributaries.			
6. Other canal produce .	3,965	303	4,268	4. Drainage and Protective Works.			
9 Rents of buildings ..	53	5	58	Total .	11,328	5,473	16,801
10. Fines ..	3,803	237	4,040				
11. Miscellaneous receipts ..	7,245	752	7,997				
12 Deduct—Refunds ..	..	156	156				
Total ..	33,039	4,621	37,660				
<b>II—INDIRECT RECEIPTS.</b>				<b>II.—MAINTENANCE AND REPAIRS.</b>			
Irrigation share of Land Revenue collected in the Civil Department.	14,71,180	2,47,441	17,18,621	1. Head Works	3,84,897	74,877	4,59,774
4 per cent. on 9/10ths of the proceeds from sales of occupancy rights per Govt. of India Nos. 53 and 53-A. I., dated respectively 20th June and 1st August 1889, communicated in Government Resolutions No. 1209, dated 10th July, and No. 1913, dated 7th November 1889 to end of 1920-21 and thereafter at the average rate communicated by Local Government vide Government Order P. W. D No. W L 11143, dated 20th July 1921 ..	54,269	9,163	63,432	2. Main Canals and Branches			
				3. Distributaries			
				4. Drainage and Protective Works.			
Total ..	15,25,449	2,56,604	17,82,053	Total .	3,84,897	74,877	4,59,774
<b>Total Receipts ..</b>	<b>15,58,488</b>	<b>2,61,225</b>	<b>18,19,713</b>	<b>III.—COMPENSATION.</b>	....	..	..
<b>Carried over ..</b>	<b>15,58,488</b>	<b>2,61,225</b>	<b>18,19,713</b>	<b>IV—ESTABLISHMENT.</b>			
				1 and 2. Direction and Accounts.	80,266	17,129	97,395
				3. Executive Pensionary charges ..	4,069	2,398	6,467
				Total ..	84,335	19,527	1,03,862
				<b>V.—TOOLS AND PLANT</b>	3,774	510	4,284
				Carried over ..	4,84,334	1,00,387	5,84,721

## SIND CANALS AND BRANCHES.

## CANAL PROJECT.

No 3.—Revenue Account for, and to end of, 1928-29.

Receipts.	TOTAL			Charges	TOTAL		
	Previous	1928-29.	Total		Previous	1928-29.	Total
	Rs.	Rs.	Rs.		Rs.	Rs.	Rs.
Brought forward .	15,58,488	2,61,225	18,19,713	Brought forward	4,84,334	1,00,387	5,84,721
<p>Note—Loss to the canal on account of difference between assessment of water-rates on jaghir lands and assessment at the ordinary rates in force for Government lands noted here per Government of India Letter No. 233-I, dated 14th June 1883, communicated under Government Resolution No. 400, dated 11th August 1883.</p> <p>To end of 1927-28. Rs. 41,472</p> <p>Loss for 1928-29. 6,318</p> <p>Total .. 47,790</p>				VI.—REFUNDS OF REVENUE	..	..	..
				Suspense Account	..	..	..
				Deduct—receipts on revenue account	..	50	50
				Total	4,84,284	1,00,387	5,84,671
				Share of Collection Charges in the Civil Department	89,571	15,069	1,04,640
				Total Direct Charges	5,73,855	1,15,456	6,89,311
				Indirect Charges debitable to Revenue Account as per Account No 5	11,130	803	11,933
				Total Charges	5,84,985	1,16,259	7,01,244
				Balance Net Revenue	9,73,503	1,44,966	11,18,469
	GRAND TOTAL .	15,58,488	2,61,225	18,19,713	GRAND TOTAL	15,58,488	2,61,225

N.B.—Last Capital Account detailed in the Administrative Accounts for 1926-27.  
Construction Estimate closed during 1921-22 vide G. R. No. 1606, dated 20th July 1923.

SIND CANALS AND BRANCHES.

CANAL PROJECT.

No. 4—Interest Account for, and to end of, 1928-29

	Amount. Rs.		Amount. Rs.
Total interest charges to end of 1927-1928 .. .. .	1,78,708	Net Revenue realized to end of 1927-1928 as per No. 3 .. .. .	9,73,503
Interest charges for the year 1928-1929 .. .. .	29,633	Net Revenue realized during 1928-1929 as per No. 3 .. .. .	1,44,966
On Rs. 7,17,153 outlay to end of the year 1916-17 at the average rate 3 3252 per cent. .. .. .	Rs. 23,847	Total Net Revenue realized to end of the year as per No. 3 .. .. .	1,118,469
On subsequent outlay Rs. 1,06,951 at the flat rate 5 41 per cent. .. .. .	5,786	Balance net interest charges .. .. .	-9,10,128
Total .. .. .	2,08,341	Total .. .. .	2,08,341

No. 5.—Account of Indirect Charges for, and to end of, 1928-29

Particulars.	1928-29.			Particulars.	1928-29.		
	Previous.	Rs.	Total		Previous.	Rs.	Total
<b>CAPITAL ACCOUNT.</b>	Rs.	Rs.	Rs.	<b>REVENUE ACCOUNT.</b>	Rs.	Rs.	Rs.
1. Capitalized abatement of Land Revenue .. .. .	..	..	..	1. Capitalized abatement of Land Revenue .. .. .	..	..	..
2. Leave and Pension Allowances .. .. .	10,366	..	10,366	2. Leave and Pension Allowances .	7,168	..	7,168
3. Audit and Accounts Establishment .. .. .	49	-1	48	3. Audit and Accounts Establishment .. .. .	3,962	803	4,765
Total .. .. .	10,415	-1	10,414	Total .. .. .	11,130	803	11,933

## SIND CANALS AND BRANCHES.

## CANAL PROJECT.

No. 6.—Statement comparing Capital Cost to end of 1928-29 with sanctioned Estimates

Particulars	Charges against closed sanctions.			Current sanctions.			Total charges to date against old and current sanctions.
	Expenditure against construction Estimate.	Expenditure against open Capital sanctions	Total.	Charges to date	Amount of sanctioned Estimate	Unspent balance of Estimate.	
1	2	3	4	5	6	7	8
	Rs.	Rs.	Rs.	Rs.	Rs.	Rs.	Rs.
<b>DIRECT CHARGES</b>							
Works ..	7,44,183	4,814	7,48,997	...	...	...	7,48,997
Establishment ..	72,955	1,055	74,010	...	...	...	74,010
Pensionary charges ..	..	—2	—2	...	..	...	—2
Tools and Plant .	1,044	17	1,061	...	...	...	1,061
Total ..	8,18,182	5,884	8,24,066	...	...	...	8,24,066
Less—Receipts on Capital Account ..	...	..	...	..	...	...	...
Net Total ..	8,18,182	5,884	8,24,066	...	...	...	8,24,066
<b>INDIRECT CHARGES.</b>							
Capitalized abatement of Land Revenue ..	...	...	...	.	...	...	...
Leave and Pension Allowances .	10,217	149	10,366	...	...	...	10,366
Audit and Accounts Establishment ..	...	48	48	...	...	...	48
Total ..	10,217	197	10,414	...	...	...	10,414
<b>GRAND TOTAL</b> ..	<b>8,28,399</b>	<b>6,081</b>	<b>8,34,480</b>	...	...	...	<b>8,34,480</b>

RAJIB, CHITI AND GARANG CANALS.

CANAL PROJECT.

No. 3.—Revenue Account for, and to end of, 1928-29.

Receipts.	TOTAL.			Charges.	TOTAL		
	Previous	1928-29.	Total.		Previous	1928-29	Total.
	Rs	Rs	Rs		Rs	Rs	Rs.
<b>I.—DIRECT RECEIPTS.</b>				<b>I.—EXTENSIONS AND IMPROVEMENTS.</b>			
1. Water-rates from Irrigation ..	4,518	745	5,263	2. Main Canals and Branches ..	6,808	3,021	9,829
6. Other canal produce ..	626	20	646	Total ..	6,808	3,021	9,829
10. Fines ..	875	73	948				
11. Miscellaneous receipts ..	644	93	737	<b>II.—MAINTENANCE AND REPAIRS.</b>			
12. Deduct—refunds	6	..	6	1. Head Works ..			
Total ..	6,657	931	7,588	2. Main Canals and Branches ..	91,174	13,498	1,04,672
				3. Distributaries			
<b>II.—INDIRECT RECEIPTS.</b>				4. Drainage and Protective Works.			
Irrigation share of Land Revenue collected in the Civil Department.	4,93,273	57,769	5,51,042	Total .	91,174	13,498	1,04,672
4 per cent. on 9/10ths of the proceeds from sales of occupancy rights per Govt of India Nos 53 & 58-A 1, dated respectively 20th June and 1st August 1889, communicated in Government Resolutions No.1209, dated 10th July, and No 1915, dated 7th November 1889 to end of 1920-21 and thereafter at the average rate communicated by Local Government vide Government Order, P. W. D., No W. I 11143, dated 20th July 1921.	12,098	2,020	14,118				
Total ..	5,05,371	59,789	5,65,160	<b>IV.—ESTABLISHMENT.</b>			
				1. and 2. Direction and Accounts	19,890	5,931	25,821
<b>Total, Receipts ..</b>	<b>5,12,028</b>	<b>60,720</b>	<b>5,72,748</b>	3. Executive ..			
				4. Pensionary charges ..	1,288	830	2,118
Carried over ..	5,12,028	60,720	5,72,748	Total .	21,178	6,761	27,939
				<b>V.—TOOLS AND PLANT</b>			
				..	922	105	1,027
				Carried over .	1,20,082	23,385	1,43,467



## RAJIB, CHITI AND GARANG CANALS.

## CANAL PROJECT.

No 3.—Revenue Account for, and to end of, 1928-29.

Receipts	TOTAL.			Charges.	TOTAL.		
	Previous.	1928-29.	Total.		Previous.	1928-29.	Total.
	Rs.	Rs.	Rs.		Rs.	Rs.	Rs.
Brought forward	5,12,028	60,720	5,72,748	Brought forward	1,20,082	23,385	1,43,467
<i>Note</i> —Loss to the canal on account of difference between assessment of water-rates on jaghur lands and assessment at the ordinary rates in force for Government lands noted here per Government of India Letter No 233-1, dated 14th June 1883, communicated under Government Resolution No 400, dated 11th August 1883				VI—REFUNDS OF REVENUE .	..	..	..
				Total .	1,20,082	23,385	1,43,467
				Share of Collection Charges in the Civil Department.	29,896	3,515	33,411
				Total, Direct Charges ..	1,49,978	26,900	1,76,878
				Indirect charges debitable to Revenue Account as per Account No.5.	2,478	165	2,643
				Total, Charges .	1,52,456	27,065	1,79,521
				Balance Net Revenue .	3,59,572	33,655	3,93,227
				GRAND TOTAL .	5,12,028	60,720	5,72,748
	To end of 1927-28 ..	Rs 8,425					
	Loss for 1928-29 ..	1,488					
Total ..	9,913						
GRAND TOTAL .	5,12,028	60,720	5,72,748	GRAND TOTAL	5,12,028	60,720	5,72,748

*N.B.*—Last Capital Account detailed in the Administrative Accounts for 1927-28.  
Construction Estimate closed during 1921-22 vide (G. R. No. 1606, dated 20th July 1921).

RAJIB, CHITI AND GARANG CANALS.

CANAL PROJECT

No. 4.—Interest Account for, and to end of, 1928-29.

	Amount. Rs.		Amount. Rs.
Total interest charges to end of 1927-28 .. .. .	58,236	Net Revenue realized to end of 1927-28 as per No. 3 .. .. .	3,59,572
Interest charges for the year 1928-29 .. .. .	10,040	Net Revenue realized during 1928-29 as per No. 3 .. .. .	33,655
On Rs. 2,50,772 outlay to end of the year 1916-17 at the average rate 3.3252 per cent. . . . .	Rs. 8,339	Total Net Revenue realized to end of the year as per No. 3 .. .. .	3,93,227
On subsequent outlay Rs. 31,434 at the flat rate 5.41 per cent. . . . .	1,701	Balance net interest charges .. .. .	-3,24,951
Total .. .. .	68,276	Total .. .. .	68,276

No. 5.—Account of Indirect Charges for, and to end of, year 1928-29.

Particulars.	Previous.	1928-29.	Total.	Particulars	Previous.	1928-29.	Total
					Rs.	Rs.	Rs.
CAPITAL ACCOUNT.	Nil.			REVENUE ACCOUNT.			
				1. Capitalized abatement of Land Revenue .. .. .	..	..	..
				2. Leave and Pension Allowances .. .. .	1,498	..	1,498
				3. Audit and Accounts Establishment .. .. .	980	165	1,145
Total .. .. .	..	..	..	Total .. .. .	2,478	165	2,643

## CANALS IN ROHRI.

## CANAL PROJECT.

No. 3.—Revenue Account for, and to end of, 1928-29.

Receipts.	TOTAL			Charges.	TOTAL.		
	Previous.	1928-29.	Total.		Previous.	1928-29	Total.
I.—DIRECT RECEIPTS.	Rs	Rs	Rs	I.—EXTENSIONS AND IMPROVEMENTS.	Rs	Rs	Rs
1. Water-rates from irrigation ..	12,826	2,673	15,499	1 Head Works		243	
3 Sales of water	304	270	574	2. Main Canals and Branches			
5 Plantations .	38	..	38	3 Distributaries	4,051		4,294
6. Other Canal produce	5,317	362	5,679	4 Drainage and Protective Works.			
9 Rents of buildings .	1,088	691	1,779	Total .	4,051	243	4,294
10. Fines ..	3,577	463	4,040				
11. Miscellaneous receipts ..	4,958	884	5,842	II.—MAINTENANCE AND REPAIRS.			
12. <del>Deduct</del> —Refunds	1,235	395	1,630	1. Head Works ..			
Total .	26,873	4,948	31,821	2 Main Canals and Branches ..			
II.—INDIRECT RECEIPTS.				3 Distributaries.	5,52,631	79,684	6,32,315
Irrigation share of Land Revenue collected in the Civil Department	8,37,590	1,39,770	9,77,360	4 Drainage and Protective Works.			
4 per cent on 9/10ths of the proceeds from sales of occupancy rights per Government of India Nos 53 and 58-A.I., dated respectively 20th June and 1st August 1889, communicated in Government Resolutions No 1209, dated 10th July, and No. 1913, dated 7th November 1880 to end of 1920-21 and thereafter at the average rate communicated by Local Govt. vide Govt. Order, P. W D., No. W. I/11143, dated 20th July 1921	28,099	4,798	32,897	Total ..	5,52,631	79,684	6,32,315
Total	8,65,689	1,44,568	10,10,257	IV.—ESTABLISHMENT.			
Total Receipts .	8,92,562	1,49,516	10,42,078	1. and 2 Direction and Accounts,	1,13,679	17,032	1,30,711
Carried over .	8,92,562	1,49,516	10,42,078	3. Executive ..			
				4. Pensionary charges ..	4,636	2,385	7,021
				Total ..	1,18,315	19,417	1,37,732
				V.—TOOLS AND PLANT ..	9,720	516	10,236
				Carried over ..	6,84,717	99,860	7,84,577

## CANALS IN ROHRI.

## CANAL PROJECT.

No 3.—Revenue Account for, and to end of, 1928-29.

Receipts.	TOTAL.			Charges.	TOTAL.		
	Previous.	1928-29.	Total.		Previous.	1927-28.	Total.
	Rs.	Rs.	Rs.		Rs.	Rs.	Rs.
Brought over..	8,92,562	1,49,516	10,42,078	Brought over ..	6,84,717	99,860	7,84,577
<i>Note.—Loss to the canal on account of difference between assessment of water-rates on jaghir lands and assessment at the ordinary rates in force for Government lands noted here per Government of India, letter No 233-1, dated 14th June 1883, communicated under Government Resolution No 400, dated 11th August 1883.</i>				VI—REFUNDS OF REVENUE.			
				<i>Deduct—Receipts on Revenue Account.</i>	4,680	..	4,680
				Total ..	6,80,037	99,860	7,79,897
				Share of Collection charges in the Civil Department.	51,171	8,577	59,748
				Total, Direct Charges ..	7,31,208	1,08,437	8,39,645
				Indirect charges debitable to Revenue Account as per Account No. 5 ..	16,872	799	17,671
				Total Charges	7,48,080	1,09,236	8,57,316
				Balance Net Revenue ..	1,44,482	40,280	1,84,762
				GRAND TOTAL ..	8,92,562	1,49,516	10,42,078
	To end of 1927-28..	Rs. 1,46,701					
Loss for 1928-29 ..	18,176						
Total ..	1,64,877						

N.B.—Last Capital Account detailed in the Administrative Accounts for 1927-28, Construction Estimates closed during 1921-22—vide G R. No. 1606, dated 19th July 1923.

## CANALS IN ROHRI.

## CANAL PROJECT.

## No. 4.—Interest Account for, and to end of, 1928-29.

	Amount.		Amount.
	Rs.		Rs.
Total interest charges to end of 1927-28 .. .. .	46,396	Net Revenue realized to end of 1927-28 as per No. 3 .. .. .	1,44,482
Interest charges for the year 1928-29 .. .. .	6,738	Net Revenue realized during 1928-29 as per No 3 .. .. .	40,280
On Rs. 1,17,144 outlay to end of the year 1916-17 at the average rate 3 3/4 per cent. ..	3,895	Total, Net Revenue realized to end of the year as per No. 3 .. .. .	1,84,762
On subsequent outlay Rs 52,549 at the flat rate 5 1/4 per cent. ..	2,843	Balance net interest charges .. .. .	-1,31,628
Total .. .. .	53,134	Total .. .. .	53,134

## No 5.—Account of Indirect Charges for, and to end of, 1928-29

Particulars.	Previous	1928-29.	Total	Particulars.			
					Previous	1928-29.	Total.
CAPITAL ACCOUNT.		Nil.		REVENUE ACCOUNT.	Rs.	Rs.	Rs.
				1. Capitalized abatement of Land Revenue .. .. .	26	..	26
				2 Leave and Pension Allowances .. .. .	11,279	..	11,279
				3 Audit and Accounts Establishment .. .. .	5,567	79	6,366
	Total .. .. .		..	..	Total .. .. .	16,872	799

WESTERN NARA AND PRITCHARD CANALS.

No. 3.—Revenue Account for, and to end of, 1928-29.

Receipts	TOTAL			Charges.	TOTAL		
	Previous.	1928-29.	Total		Previous.	1928-29.	Total.
	Rs	Rs	Rs		Rs.	Rs.	Rs
<b>I—DIRECT RECEIPTS.</b>				<b>I—EXTENSIONS AND IMPROVEMENTS</b>			
1. Water-rates from Irrigation ..	30,920	6,800	37,720				
3. Sales of water ..	374	30	404				
5. Plantations ..	4,760	521	5,281				
6. Other canal produce ..	7,793	9,994	17,787	2. Main Canals and Branches ..	5,097	336	5,433
9. Rents of buildings ..	1,192	2	1,194				
10. Fines ..	6,470	4,948	11,418	Total .	5,097	336	5,433
11. Miscellaneous receipts ..	29,593	5,058	34,651				
12. <del>Deduct</del> Refunds ..	1,166	12	1,178				
Total ..	79,936	27,341	1,07,277	<b>II—MAINTENANCE AND REPAIRS</b>			
<b>II.—INDIRECT RECEIPTS.</b>				2 Main Canals and Branches ..	13,94,324	2,62,792	16,57,116
Irrigation share of Land Revenue collected in the Civil Department	40,62,796	9,62,318	50,25,114	Total .	13,94,324	2,62,792	16,57,116
4 per cent on 9/10ths of the proceeds from sales of occupancy rights per Government of India Nos 53 and 58-A I., dated respectively 20th June and 1st August 1889, communicated in Government Resolution No. 1209, dated 10th July, and No 1913, dated 7th November 1889 to end of 1920-21 and thereafter at the average rate communicated by Local Government vide Government Order P.W.D. No. W.I. 11143, dated 20th July 1921 ..	62,327	12,465	74,792	<b>IV—ESTABLISHMENT</b>			
				1 and 2. Direction and Accounts	2,90,277	56,073	3,46,370
				3. Executive ..			
				4. Pensionary charges ..	16,669	7,853	24,522
Total ..	41,25,123	9,74,783	50,99,906	Total ..	3,06,946	63,946	3,70,892
Total, Receipts ..	42,05,059	10,02,124	52,07,183	<b>V—TOOLS AND PLANT .</b>	11,361	1,669	13,030
Carried over	42,05,059	10,02,124	52,07,183	Carried over .	17,17,728	3,23,743	20,46,471

## WESTERN NARA AND PRITCHARD CANALS.

No. 3—Revenue Account for, and to end of, 1928-29.

Receipts	TOTAL			Charges	TOTAL		
	Previous.	1928-29.	Total		Previous	1928-29.	Total.
Brought forward ..	Rs. 42,05,059	Rs. 10,02,124	Rs. 52,07,183	Brought forward	Rs. 17,17,728	Rs. 3,28,743	Rs. 20,46,471
<i>Note</i> —Loss to the canal on account of difference between assessment of water-rates on jaghir lands and assessment at the ordinary rates in force for Government lands noted here per Government of India Letter No 233-1 dated 14th June 1883, communicated under Government Resolution No 400 dated 11th August 1883.				VI—REFUNDS OF REVENUE			
				Deduct—Receipts on Revenue Account	1,692	1,215	2,907
				Total ..	17,16,036	3,27,528	20,43,564
				Share of collection charges in the Civil Department	2 45,988	58,444	3,04,432
				Total, Direct Charges	19,62,024	3,85,972	23,47,996
				Indirect charges debitable to Revenue Account as per Account No. 5	37,962	2,631	40,593
				Total, Charges .	19,99,986	3 88,603	23,88,589
				Balance / Net Revenue	22,05,073	6,13,521	28,18,594
				GRAND TOTAL ..	42,05,059	10,02,124	52,07,183
	To end of 1927-28. 1,69,443 Loss for 1928-29. 40,946 Total. .. 2,10,389						

N.B.—Last Capital Account detailed in the Administrative Accounts for 1927-28 Construction Estimate closed during 1921-22—*vide* G. R No. 1606, dated 30th November 1923.

WESTERN NARA AND PRITCHARD CANALS.

No. 4.—Interest Account for, and to end of, 1928-29.

	Amount.		Amount.
	Rs.		Rs.
Total interest charges to end of 1927-28 .. ..	3,58,441	Net Revenue realized to end of 1927-28 as per No. 3 ..	22,05,073
Interest charges for the year 1928-29 .. ..	80,793	Net Revenue realized during 1928-29 as per No. 3 ..	6,13,521
On Rs. 19,46,406 outlay to end of the year 1916-17 at the average rate 3 3/4 per cent ..	64,722	Total Net Revenue realized to end of the year as per No. 3 ..	28,18,594
On subsequent outlay Rs. 2,97,065 at the flat rate 5 1/4 per cent. .	16,071	Balance net interest charges ..	-23,79,360
Total .	4,39,234	Total .	4,39,234

No. 5—Account of Indirect Charges for, and to end of, 1928-29.

Particulars.	Previous.	1928-29	Total.	Particulars.	Previous	1928-29.	Total.
					Rs.	Rs.	Rs.
CAPITAL ACCOUNT.				REVENUE ACCOUNT.			
		Ntl.		2 Leave and Pension Allowances ..	23,969	..	23,969
				3. Audit and Accounts Establishment ..	13,993	2,631	16,624
Total ..	..	..	..	Total ..	37,962	2,631	40,593



## PHITTA CANAL

## CANAL PROJECT.

No. 3.—Revenue Account for, and to end of, 1928-29.

Receipts.	TOTAL.			Charges.	TOTAL.		
	Previous.	1928-29.	Total.		Previous.	1928-29.	Total.
	Rs.	Rs.	Rs.		Rs.	Rs.	Rs.
<b>I.—DIRECT RECEIPTS.</b>				<b>I.—EXTENSIONS AND IMPROVEMENTS</b>			
1 Water-rates from Irrigation	348	66	414	2. Main Canals and Branches ..		28	28
3. Sales of water.	..	1	1				
6. Other canal produce ..	252	70	322				
10. Fines ..	..	4	4				
11 Miscellaneous receipts ..	953	200	1,153				
12 Deduct—Refunds	206	..	206				
<b>Total ..</b>	<b>1,347</b>	<b>341</b>	<b>1,688</b>	<b>Total ..</b>	<b>..</b>	<b>28</b>	<b>28</b>
<b>II.—INDIRECT RECEIPTS</b>							
Irrigation share of Land Revenue collected in the Civil Department.	57,112	12,084	69,196	<b>II—MAINTENANCE AND REPAIRS.</b>			
4 per cent. on 9/10ths of the proceeds from sales of occupancy rights per Govt. of India Nos 53 and 58-A, I, dated respectively 20th June and 1st August 1889, communicated in Government Resolution No 1209, dated 10th July, and No 1913, dated 7th November 1889 to end of 1920-21 and thereafter at the average rate communicated by Local Government vide Government Order, P. W. D., No W 111143, dated 20th July 1921 ..	2,515	503	3,018	2. Main Canals and Branches ..	16,664	3,908	20,572
<b>Total ..</b>	<b>59,627</b>	<b>12,587</b>	<b>72,214</b>	<b>Total ..</b>	<b>16,664</b>	<b>3,908</b>	<b>20,572</b>
<b>Total, Receipts ..</b>	<b>60,974</b>	<b>12,928</b>	<b>73,902</b>	<b>IV—ESTABLISHMENT.</b>			
<b>Carried over ..</b>	<b>60,974</b>	<b>12,928</b>	<b>73,902</b>	1 and 2 Direction and Accounts.	3,464	839	4,303
				3 Executive ..			
				4 Pensionary charges ..	188	117	305
				<b>Total ..</b>	<b>3,652</b>	<b>956</b>	<b>4,608</b>
				<b>V.—TOOLS AND PLANT ..</b>			
					136	25	161
				<b>Carried over ..</b>	<b>20,452</b>	<b>4,917</b>	<b>25,369</b>

ADMINISTRATIVE ACCOUNTS FOR THE YEAR 1928-29.

87

PHITTA CANAL.

CANAL PROJECT.

No. 3.—Revenue Account for, and to end of, 1928-29.

Receipts.	TOTAL.			Charges.	TOTAL.		
	Previous	1928-29	Total.		Previous.	1928-29	Total.
	Rs.	Rs.	Rs.		Rs.	Rs.	Rs.
Brought forward..	60,974	12,928	73,902	Brought forward ..	20,452	4,917	25,369
<p>Note—Loss to the canal on account of difference between assessment of water-rates on jaghir lands and assessment at the ordinary rates in force for Government lands noted here per Government of India Letter No. 233-L, dated 14th June 1883, communicated under Government Resolution No. 400, dated 11th August 1883.</p>				VI.—REFUNDS OF REVENUE.			
				Deduct—receipts on revenue account.	20	..	20
				Total ..	20,432	4,917	25,349
				Share of collection charges in the Civil Department.	3,450	729	4,179
				Total, Direct Charges ..	23,882	5,646	29,528
				Indirect charges debitable to Revenue Account as per Account No 5 ..	464	39	503
				Total Charges ..	24,346	5,685	30,031
				Balance Net Revenue ..	36,628	7,243	43,871
				GRAND TOTAL ..	60,974	12,928	73,902
	<p>To end of 1927-28 ..</p> <p>Loss for 1928-29 ..</p> <p>Total ..</p>	<p>Rs.</p> <p>5,172</p> <p>444</p> <p>5,616</p>					

NB.—Last Capital Account detailed in the Administrative Accounts for 1923-24. Construction Estimate closed during 1921-22—vide G. R No 1606, dated 30th November 1923.

## PHITTA CANAL.

## CANAL PROJECT.

No. 4—Interest Account for, and to end of, 1928-29.

	Amount.			Amount.	
	Rs.			Rs.	
Total interest charges to end of 1927-28 .. .. .	4,373		Net Revenue realized to end of 1927-28 as per No. 3 .. .. .	36,628	
Interest charges for the year 1928-29 .. .. .	872		Net Revenue realized during 1928-29 as per No. 3 .. .. .	7,243	
On Rs. 24,557 outlay to end of the year 1916-17 at the average rate 3 3/4 per cent. .. .. .	817		Total Net Revenue realized to end of the year as per No. 3 .. .. .	43,871	
On subsequent outlay Rs. 1,013 at the flat rate 5.41 per cent. .. .. .	55		Balance net interest charges .. .. .	-38,626	
Total .. .. .	5,245		Total .. .. .	5,245	

No. 5.—Account of Indirect Charges for, and to end of, 1928-29.

Particulars.	Previous.	1928-29.	Total.	Particulars.	Previous.	1928-29.	Total.
	Rs.	Rs.	Rs.		Rs.	Rs.	Rs.
CAPITAL ACCOUNT.		Nil.		REVENUE ACCOUNT.			
				2. Leave and Pension Allowances	296	..	296
				3. Audit and Accounts Establishment	168	39	207
Total .. .. .	..	..	..	Total .. .. .	464	39	503

GHARO MAHAMUDO.

CANAL PROJECT.

No. 3.—Revenue Account for, and to end of, 1928-29.

Receipts.	TOTAL			Charges	TOTAL.		
	Previous.	1928-29	Total		Previous	1928-29	Total
	Rs.	Rs	Rs		Rs.	Rs	Rs
<b>I—DIRECT RECEIPTS.</b>				<b>I—EXTENSIONS AND IMPROVEMENTS.</b>			
1. Water-rates from Irrigation ..	27,981	5,511	33,492				
3. Sales of water ..	..	4	4	2. Main Canals and Branches ..	12,138	344	12,482
5. Plantations ..	109	42	151				
6. Other canal produce ..	6,175	1,053	7,228				
9. Rents of buildings ..	2,513	1,127	3,640				
10. Fines ..	1,895	811	2,706	Total ..	12,138	344	12,482
11. Miscellaneous receipts ..	1,319	135	1,454				
12. Deduct—Refunds ..	524	86	610				
Total ..	39,468	8,597	48,065	<b>II—MAINTENANCE AND REPAIRS.</b>			
<b>II—INDIRECT RECEIPTS</b>				2. Main Canals and Branches ..	2,34,506	46,080	2,80,586
Irrigation share of Land Revenue collected in the Civil Department	7,69,857	1,46,611	9,16,468				
4 per cent. on 9/10ths of the proceeds from sales of occupancy rights per Govt of India Nos. 53 and 58-A. I., dated respectively 20th June and 1st August 1889, communicated in Government Resolution No. 1209, dated 10th July and No. 1913, dated 7th November 1889 to end of 1920-21 and there after at the average rate communicated by Local Government vide Government Order, P. W. D., No. W. I. 11143, dated 20th July 1921 ..	14,085	2,005	16,990	Total ..	2,34,506	46,080	2,80,586
Total ..	7,83,942	1,49,516	9,33,458	<b>IV—ESTABLISHMENT.</b>			
				1 and 2. Direction and Accounts ..	1,31,240	17,425	1,48,665
				3. Executive ..			
				4. Pensionary charges ..	4,456	2,441	6,897
				Total ..	1,35,696	19,866	1,55,562
Total receipts ..	8,23,410	1,58,113	9,81,523	<b>V.—TOOLS AND PLANT</b> ..	3,957	1,115	5,072
Carried over ..	8,23,410	1,58,113	9,81,523	Carried over ..	3,86,297	67,405	4,53,702

## GHARO MAHAMUDO.

## CANAL PROJECT.

No. 3.—Revenue Account for, and to end of, 1928-29

Receipts	TOTAL			Charges.	TOTAL.		
	Previous	1928-29	Total.		Previous	1928-29.	Total
	Rs.	Rs.	Rs.		Rs.	Rs.	Rs.
Brought forward	8,23,410	1,58,113	9,81,523	Brought forward ..	3,86,297	67,405	4,53,702
<p>Note:—Loss to the canal on account of difference between assessment of water-rates on jaghir lands and assessment at the ordinary rates in force for Government lands noted here per Government of India Letter No 233-1, dated 14th June 1883, communicated under Government Resolution No 400, dated 11th August 1883.</p>				Profit and Loss—			
				VI—REFUNDS OF REVENUE.			
				Suspense Account..	2,724	..	2,724
				Deduct—Receipts on revenue account..	477	15	492
				Total ..	3,88,544	67,390	4,55,934
				Share of collection charges in the Civil Department	47,986	9,176	57,162
				Total, direct charges ..	4,36,530	76,566	5,13,096
				Indirect charges debitable to Revenue Account as per Account No. 5 ..	16,384	464	16,848
				Total charges ..	4,52,914	77,030	5,29,944
				Balance Net Revenue ..	3,70,496	81,083	4,51,579
To end of 1927-28..	Rs. 1,96,927						
Loss for 1928-29 ..	32,706						
Total ..	2,29,633						
GRAND TOTAL ..	8,23,410	1,58,113	9,81,523	GRAND TOTAL ..	8,23,410	1,58,113	9,81,523

NB—Last Capital Account detailed in the Administrative Accounts for 1923-24 Construction Estimate closed during 1921-22, vide G. R. No 1606, dated 30th November 1923.

GHARO MAHAMUDO.

CANAL PROJECT.

No. 4.—Interest Account for, and to end of, 1928-29.

	Amount.		Amount.
	Rs.		Rs.
Total interest charges to end of 1927-28 .. ..	19,189	Net Revenue realized to end of 1927-28 as per No. 3 .. ..	3,70,496
Interest charges for the year 1928-29 .. ..	3,803	Net Revenue realized during 1928-29 as per No. 3 .. ..	81,083
On Rs. 92,729 outlay to end of the year 1916-17 at the average rate 3 3/4 per cent. ..	3,083	Total, Net Revenue realized to end of the year as per No. 3..	4,51,579
On subsequent outlay Rs. 13,311 at the flat rate 5.41 per cent. ..	720	Balance net interest charges ..	-4,28,587
Total ..	22,992	Total ..	22,992

No. 5.—Account of Indirect Charges for, and to end of, 1928-29.

Particulars.	Previous.	1928-29.	Total.	Particulars.	Previous.	1928-29.	Total.
	Rs.	Rs.	Rs.		Rs.	Rs.	Rs.
CAPITAL ACCOUNT.		Nil.		REVENUE ACCOUNT.			
				1. Capitalized abatement of Land Revenue .. ..	..	..	..
				2. Leave and Pension Allowances ..	13,917	..	13,917
				3. Audit and Accounts Establishment ..	2,467	464	2,931
Total ..		..	..	Total ..	16,384	464	16,848

## KARI SHUMALI.

## CANAL PROJECT.

No. 3.—Revenue Account for, and to end of, 1928-29.

Receipts.	TOTAL.			Charges.	TOTAL.		
	Previous	1928-29.	Total.		Previous.	1928-29.	Total.
	Rs.	Rs.	Rs.		Rs.	Rs.	Rs.
<b>I.—DIRECT RECEIPTS.</b>				<b>I.—EXTENSIONS AND IMPROVEMENTS.</b>			
1. Water-rates from Irrigation ..	12,147	3,495	15,642				
3 Sales of water.		3	3				
5. Plantations ..	55	26	81	2 Main Canals and Branches ..	511	..	511
6 Other canal produce ..	3,516	453	3,969				
9. Rents of Buildings ..	81	..	81				
10 Fines ..	292	230	522				
11. Miscellaneous receipts ..	694	127	821	Total ..	511	..	511
12 Deduct—Re-funds.	2	31	33				
Total ..	16,783	4,303	21,086	<b>II.—MAINTENANCE AND REPAIRS.</b>			
<b>II.—INDIRECT RECEIPTS.</b>				2. Main Canals and Branches ..	1,07,592	21,239	1,28,831
Irrigation share of Land Revenue collected in the Civil Department	3,59,876	68,352	4,28,228				
4 per cent. on 9/10ths of the proceeds from sales of occupancy rights per Govt. of India Nos 53 and 58-A. 1, dated respectively 20th June and 1st August 1889, communicated in Government Resolution No. 1209, dated 10th July and No 1913, dated 7th November 1889 to end of 1920-21 and thereafter at the average rate communicated by Local Government vide Government Order, P. W. D., No. W I 11143 dated 20th July 1921.	16,834	3,384	20,218	Total ..	1,07,592	21,239	1,28,831
Total ..	3,76,710	71,736	4,48,446	<b>III.—COMPENSATION.</b>	..	..	..
Total Receipts ..	3,93,493	76,039	4,69,532	<b>IV.—ESTABLISHMENT.</b>			
Carried over ..	3,93,493	76,039	4,69,532	1 and 2. Direction and Accounts ..	55,05	7,972	63,028
				3. Executive ..			
				Pensionary charges.	2,319	1,116	3,435
				Total ..	57,375	9,088	66,463
				<b>V.—TOOLS AND PLANT</b>			
				..	1,609	510	2,119
				Carried over ..	1,67,087	30,837	1,97,924

KARI SHUMALI.

CANAL PROJECT.

No 3.—Revenue Account for, and to end of, 1928-29.

Receipts	TOTAL.			Charges	TOTAL.		
	Previous	1928-29.	Total.		Previous	1928-29.	Total
	Rs.	Rs.	Rs.		Rs.	Rs.	Rs.
Brought forward ..	3,93,493	76,039	4,69,532	Brought forward	1,67,087	30,837	1,97,924
<i>Note.</i> —Loss to the canal on account of difference between assessment of water-rates on jaghir lands and assessment at the ordinary rates in force for Government lands noted here per Government of India Letter No. 253-1, dated 14th June 1883, communicated under Government Resolution No 400, dated 11th August 1883				VI—REFUNDS OF REVENUE.	..	...	..
				<i>Deduct</i> —Receipts on revenue account ..	8	.	8
				Total ..	1,67,079	30,837	1,97,916
				Share of collection charges in the Civil Department	22,357	4,325	26,682
				Total, direct charges ..	1,89,436	35,162	2,24,598
				Indirect charges debitable to Revenue Account as per Account No. 5 ..	6,629	212	6,841
				Total charges	1,96,065	35,374	2,31,439
				Balance Net Revenue ..	1,97,428	40,665	2,38,093
				GRAND TOTAL ..	3,93,493	76,039	4,69,532
	To end of 1927-28 ..	Rs. 61,925					
Loss for 1928-29 ..	9,368						
Total ..	71,293						
GRAND TOTAL ..	3,93,493	76,039	4,69,532	GRAND TOTAL ..	3,93,493	76,039	4,69,532

N. B.—Last Capital Account detailed in the Administrative Accounts for 1923-24. Construction Estimate closed during 1921-22, vide G R. No 1606, dated 30th November 1923.



## KARI SHUMALI.

## CANAL PROJECT.

*No. 4.—Interest Account for, and to end of, 1928-29.*

	Amount.			Amount.	
	Rs.			Rs.	
Total interest charges to end of 1927-28 ..	3,109		Net revenue realized to end of 1927-28 as per No. 3 ..	1,97,428	
Interest charges for the year 1928-29.	609		Net Revenue realized during 1928-29 as per No. 3 ..	40,665	
On Rs. 10,219 outlay to end of the year 1916-17 at the average rate 3.3252 per cent. ..	340		Total net revenue realized to end of the year as per No. 3 ..	2,38,093	
On subsequent outlay Rs. 4,972 at the flat rate 5.41 per cent. ..	269		Balance net interest charges ..	-2,34,375	
Total ..	3,718		Total ..	3,718	

*No 5.—Account of Indirect charges for, and to end of, 1928-29*

Particulars.	Previous.	1928-29.	Total.	Particulars.	Previous.	1928-29.	Total.
CAPITAL ACCOUNT.		Nil.		REVENUE ACCOUNT.			
				1. Capitalized abatement of Land Revenue ..	159	..	159
				2. Leave and Pension Allowances ..	5,389	..	5,389
				3. Audit and Accounts Establishment ..	1,081	212	1,293
Total ..	..	..	..	Total ..	6,629	212	6,841

NASIRWAH.

CANAL PROJECT.

No. 3.—Revenue Account for, and to end of, 1928-29.

Receipts	TOTAL.			Charges.	TOTAL.		
	Previous	1928-29	Total.		Previous.	1928-29.	Total.
	Rs.	Rs.	Rs.		Rs.	Rs.	Rs.
<b>I—DIRECT RECEIPTS</b>				<b>I—EXTENSIONS AND IMPROVEMENTS.</b>			
1. Water-rates from Irrigation ..	303	123	426	2 Main Canals and Branches ..	5,262	..	5,262
3. Sales of water	684	32	716				
5 Plantations ..	124	67	191				
6. Other canal produce ..	4,582	721	5,303				
9 Rents of buildings ..	7	60	67				
10. Fines ..	298	45	343				
11 Miscellaneous receipts ..	559	188	747	Total ..	5,262	..	5,262
12. Deduct—refunds	42	.	42				
Total ..	6,515	1,236	7,751	<b>II—MAINTENANCE AND REPAIRS.</b>			
				2. Main Canals and Branches ..	99,449	21,187	1,20,636
<b>II—INDIRECT RECEIPTS.</b>							
Irrigation share of Land Revenue collected in the Civil Department	3,48,144	63,030	4,11,174				
4 per cent on 9/10ths of the proceeds from sales of occupancy rights per Govt of India Nos 53 and 58-A I., dated respectively 20th June and 1st August 1889, communicated in Government Resolution No. 1209, dated 10th July and No 1913, dated 7th November 1889 to end of 1920-21 and thereafter at the average rate communicated by Local Government vide Government Order, P. W. D. No W. I. 11143 dated 20th July 1921				Total ..	99,449	21,187	1,20,636
				<b>III—COMPENSATION ..</b>	..	..	..
				<b>IV.—ESTABLISHMENT.</b>			
				1 and 2. Director and Accounts ..	54,065	7,953	62,018
				3. Executive ..			
				4. Pensionary charges ..	2,073	1,113	3,186
				Total ..	56,138	9,066	65,204
Total ..	3,56,731	64,869	4,21,600	<b>V—TOOLS AND PLANT ..</b>			
Total Receipts ..	3,63,246	66,105	4,29,351		1,508	509	2,017
Carried over	3,63,246	66,105	4,29,351	Carried over	1,62,357	30,762	1,93,119

## NASIRWAH.

## CANAL PROJECT.

No. 3—Revenue Account for, and to end of, 1928-29.

Receipts.	TOTAL.			Charges	TOTAL.		
	Previous	1928-29.	Total		Previous	1928-29.	Total.
	Rs.	Rs.	Rs.		Rs.	Rs.	Rs.
Brought forward	3,63,246	66,105	4,29,351	Brought forward..	1,62,357	30,762	1,93,119
<i>Note</i> —Loss to the canal on account of difference between assessment of water-rates on jaghur lands and assessment at the ordinary rates in force for Government lands noted here per Government of India Letter No 233-1 dated 14th June 1883, communicated under Government Resolution No 400, dated 11th August 1883.				<i>Deduct</i> —receipts on revenue account ..	4	..	4
				Total ..	1,62,353	30,762	1,93,115
				Share of collection charges in the Civil Department.	20,923	3,792	24,715
				Total, direct charges ..	1,83,276	34,554	2,17,830
Rs.				Indirect charges debitable to Revenue Account as per Account No. 5	6,542	212	6,754
To end of 1927-28 ..	11,419			Total charges .	1,89,818	34,766	2,24,584
Loss for 1928-29 ..	1,903			Balance Revenue Net .	1,73,428	31,339	2,04,767
Total .	13,322			GRAND TOTAL ..	3,63,246	66,105	4,29,351
GRAND TOTAL ..	3,63,246	66,105	4,29,351				

*N B*—Last Capital Account detailed in the Administrative Accounts for 1923-24. Construction Estimate closed during 1921-22, vide G.R. No. 1606, dated 30th November 1923.



## INDUS CANALS (OTHER CANALS, FULELI CANALS DIVISION).

## CANAL PROJECT.

No. 3.—Revenue Account for, and to end of, 1928-29.

Receipts.	TOTAL			Charges.	TOTAL		Total.
	Previous.	1928-29.	Total.		Previous.	1928-29.	
	Rs.	Rs.	Rs.		Rs.	Rs.	Rs.
<b>I.—DIRECT RECEIPTS</b>				<b>I—EXTENSIONS AND IMPROVEMENTS</b>			
1. Water-rates from Irrigation ..	3,065	2,090	5,155				
3. Sales of water ..	624	..	624	2. Main Canals and Branches ..	1,043	985	2,028
5. Plantations ..	2,678	..	2,748				
6. Other canal produce ..				70			
10. Fines ..	25		25	Total	1,043	985	2,028
11. Miscellaneous receipts ..	744	180	924				
<b>Total</b> ..	<b>7,136</b>	<b>2,340</b>	<b>9,476</b>	<b>II—MAINTENANCE AND REPAIRS</b>			
				2. Main Canals and Branches ..	1,53,695	48,471	2,02,166
<b>II—INDIRECT RECEIPTS.</b>							
Irrigation share of Land Revenue collected in the Civil Department.	3,41,214	69,448	4,10,662	Total ..	1,53,695	48,471	2,02,166
4 per cent. on 9/10ths of the proceeds from sales of occupancy rights per Govt of India Nos 53 and 58-A. I, dated respectively 20th June and 1st August 1889, communicated in Government Resolutions No 1209, dated 10th July, and No 1913, dated 7th November 1889 to end of 1920-21 at the average rate communicated by Local Government, <i>vide</i> Government Order, P.W. D., No. W I 11143, dated 20th July 1921 ..	6,588	1,443	8,031	<b>III—COMPENSATION.</b>		..	
<b>Total</b> ..	<b>3,47,802</b>	<b>70,891</b>	<b>4,18,693</b>	<b>IV.—ESTABLISHMENT</b>			
				1 and 2. Direction and Accounts ..	79,802	18,947	98,749
				3. Executive ..			
				Pensionary charges.	3,176	2,652	5,828
<b>Total Receipts</b> ..	<b>3,54,938</b>	<b>73,231</b>	<b>4,28,169</b>	<b>Total</b> ..	<b>82,978</b>	<b>21,599</b>	<b>1,04,577</b>
<b>Carried over</b> ..	<b>3,54,938</b>	<b>73,231</b>	<b>4,28,169</b>	<b>V.—TOOLS AND PLANT</b> ..	2,230	1,188	3,418
				<b>Carried over</b> ..	<b>2,39,946</b>	<b>72,243</b>	<b>3,12,189</b>

INDUS CANALS (OTHER CANALS, FULELI CANALS DIVISION).

CANAL PROJECT.

No. 3.—Revenue Account for, and to end of, 1928-29.

Receipts	TOTAL.		Total.	Charges.	TOTAL.		Total.	
	Previous.	1928-29.			Previous.	1928-29.		
	Rs.	Rs.	Rs.		Rs.	Rs.	Rs.	
Brought forward .	3,54,938	73,231	4,28,169	Brought forward ..	2,39,946	72,243	3,12,189	
<i>Note.</i> —Loss to the canal on account of difference between assessment of water-rates on jaghir lands and assessment at the ordinary rates in force for Government lands noted here per Government of India Letter No. 233-1., dated 14th June 1883, communicated under Government Resolution No. 400, dated 11th August 1883.  Rs. To end of 1927-28 .. 33,823 Loss for 1928-29 .. 2,048 Total .. 35,871				Suspense Account..	—12	..	—12	
				Total .	2,39,934	72,243	3,12,177	
				Share of collection charges in the Civil Department.	20,658	4,292	24,950	
				Total direct charges .	2,60,592	76,535	3,37,127	
				Indirect charges debitable to Revenue Account as per Account No. 5 ..	9,543	495	10,038	
				Total, charges ..	2,70,135	77,030	3,47,165	
				Balance Net Revenue ..	84,803	—3,799	81,004	
				GRAND TOTAL ..	3,54,938	73,231	4,28,169	
	GRAND TOTAL ..	3,54,938	73,231	4,28,169	GRAND TOTAL ..	3,54,938	73,231	4,28,169

*N.B.*—Last Capital Account detailed in the Administrative Accounts for 1926-27.  
Construction Estimate closed during 1921-22  
G R. No 1606, dated 30th November 1923.

## INDUS CANALS (OTHER CANALS, FULELI CANALS DIVISION).

## CANAL PROJECT

## No. 4.—Interest Account for, and to end of, 1928-29.

	Amount.		Amount.
	Rs.		Rs.
Total interest charges to end of 1927-28 .. ..	23,471	Net Revenue realized to end of 1927-28 as per No. 3.. ..	84,803
Interest charges for the year 1928-29 .. ..	4,619	Net Revenue realized during 1928-29 as per No 3 .. ..	-3,799
On Rs. 70,344 outlay to end of the year 1916-17 at the average rate 3.3252 per cent. ..	2,339	Total Net Revenue realized to end of the year as per No. 3 .. ..	81,004
On subsequent outlay Rs. 42,141 at the flat rate 5.41 per cent. ..	2,280	Balance net interest charges .. ..	-52,914
Total ..	28,090	Total ..	28,090

## No. 5.—Account of Indirect Charges for, and to end of, 1928-29.

Particulars.	Previous	1928-29.	Total.	Particulars.	Previous.	1928-29.	Total.
	Rs.	Rs.	Rs.		Rs.	Rs.	Rs.
CAPITAL ACCOUNT.		Nil.		REVENUE ACCOUNT.			
				1. Capitalized abatement of Land Revenue .. ..	..	..	..
				2. Leave and Pension Allowances .. ..	7,996	..	7,996
				3. Audit and Accounts Establishment .. ..	1,547	495	2,042
Total ..	..	..	..	Total ..	9,543	495	10,038

DAMBHRO CANAL.

CANAL PROJECT.

No. 3.—Revenue Account for, and to end of, 1928-29.

Receipts	TOTAL.			Charges	TOTAL.		
	Previous	1928-29.	Total		Previous	1928-29.	Total
	Rs.	Rs.	Rs.		Rs.	Rs.	Rs.
<b>I.—DIRECT RECEIPTS.</b>				<b>I.—EXTENSIONS AND IMPROVEMENTS.</b>			
1 Water-rates from Irrigation ..	1,573	1,124	2,697	2. Main Canals and Branches ..	1,249	..	1,249
3. Sales of water..	2	15	17				
5. Plantations ..	169	..	281				
6. Other canal produce ..				112			
10. Fines ..	219	28	247				
11. Miscellaneous receipts ..	272	151	423				
12. Deduct—Refunds	.	.	.				
<b>Total ..</b>	<b>2,235</b>	<b>1,430</b>	<b>3,665</b>	<b>Total ..</b>	<b>1,249</b>		<b>1,249</b>
<b>II.—INDIRECT RECEIPTS.</b>				<b>II.—MAINTENANCE AND REPAIRS.</b>			
Irrigation share of Land Revenue collected in the Civil Department	1,91,595	41,107	2,32,702	2. Main Canals and Branches ..	40,621	11,848	52,469
4 per cent. on 9/10ths of the proceeds from sales of occupancy rights per Govt of India Nos. 53 and 58-A. I, dated respectively 20th June and 1st August 1889, communicated in Government Resolutions No 1209, dated 10th July, and No 1913, dated 7th November 1889 to end of 1920-21 at the average rate communicated by Local Government, vide Government Order, P.W.D., No. 11143 dated 20th July 1921.	2,645	529	3,174	<b>Total ..</b>	<b>40,621</b>	<b>11,848</b>	<b>52,469</b>
<b>Total ..</b>	<b>1,94,240</b>	<b>41,636</b>	<b>2,35,876</b>	<b>IV.—ESTABLISHMENT.</b>			
				1 and 2. Direction and Accounts ..	23,065	4,447	27,512
				3. Executive ..			
				Pensionary charges	668	623	1,291
<b>Total ..</b>	<b>1,94,240</b>	<b>41,636</b>	<b>2,35,876</b>	<b>Total ..</b>	<b>23,733</b>	<b>5,070</b>	<b>28,803</b>
<b>Total Receipts ..</b>	<b>1,96,475</b>	<b>43,066</b>	<b>2,39,541</b>	<b>V.—TOOLS AND PLANT ..</b>	<b>587</b>	<b>285</b>	<b>872</b>
<b>Carried over ..</b>	<b>1,96,475</b>	<b>43,066</b>	<b>2,39,541</b>	<b>Carried over ..</b>	<b>66,190</b>	<b>17,203</b>	<b>83,393</b>



## DAMBHRO CANAL.

## CANAL PROJECT.

No. 3.—Revenue Account for, and to end of, 1928-29.

Receipts.	TOTAL.			Charges.	TOTAL.		
	Previous.	1928-29.	Total		Previous	1928-29	Total
	Rs.	Rs.	Rs.		Rs.	Rs.	Rs.
Brought forward ..	1,96,475	43,066	2,39,541	Brought forward ..	66,190	17,203	83,393
<i>Note.</i> —Loss to the canal on account of difference between assessment of water-rates on jaghur lands and assessment at the ordinary rates in force for Government lands noted here per Government of India Letter No. 233-1, dated 14th June 1883, communicated under Government Resolution No. 400, dated 11th August 1883				Profit and Loss ..	..	..	..
				Total ..	66,190	17,203	83,393
				Share of collection charges in the Civil Department.	11,604	2,535	14,139
				Total, direct charges ..	77,794	19,738	97,532
To end of Rs. 1927-28.. 9,520				Indirect charges debitable to Revenue Account as per Account No 5 ..	2,979	118	3,097
Loss for 1928-29.. 1,945				Total, charges ..	80,773	19,856	1,00,629
Total .. 11,465				Balance Net Revenue ..	1,15,702	23,210	1,38,912
GRAND TOTAL ..	1,96,475	43,066	2,39,541	GRAND TOTAL ..	1,96,475	43,066	2,39,541

N.B.—Last Capital Account detailed in the Administrative Accounts for 1923-24.  
Construction Estimate closed during 1921-22, vide G. R. No 1606, dated 30th November 1923.

DAMBHRO CANAL

CANAL PROJECT.

No. 4.—Interest Account for, and to end of, 1928-29.

	Amount.		Amount.
	Rs.		Rs.
Total interest charges to end of 1927-28 .. ..	8,688	Net Revenue realized to end of 1927-28 as per No. 3 .. ..	1,15,702
Interest charges for the year 1928-29 .. ..	1,731	Net Revenue realized during 1928-29 as per No. 3 .. ..	23,210
On Rs. 48,030 outlay to end of the year 1916-17 at the average rate 3.3252 per cent. . .	1,597	Total, Net Revenue realized to end of the year as per No. 3 .. ..	1,38,912
On subsequent outlay Rs. 2,484 at the flat rate 5.41 per cent. .. ..	134	Balance net interest charges .. ..	-1,28,493
Total ..	10,419	Total ..	10,419

No. 5.—Account of Indirect Charges for, and to end of, 1928-29.

Particulars.	Previous.	1928-29.	Total.	Particulars.	Previous.	1928-29.	Total.
	Rs.	Rs.	Rs.		Rs.	Rs.	Rs.
CAPITAL ACCOUNT.		Nil.		REVENUE ACCOUNT.			
				1. Capitalized abatement of Land Revenue .. ..	..	..	..
				2. Leave and Pension Allowances .. ..	2,560	..	2,560
				3. Audit and Accounts Establishment .. ..	419	118	537
Total ..	..	..	..	Total ..	2,979	118	3,097



MARVIWAH CANAL.

CANAL PROJECT.

No. 4.—Interest Account for, and to end of, 1928-29.

	Amount.		Amount.
Total interest charges to end of 1927-28 .. ..	Rs. 1,580	Net Revenue realized to end of 1927-28 as per No. 3 ..	Rs. 8,850
Interest charges for the year 1928-29 .. ..	316	Net Revenue realized during 1928-29 as per No. 3 ..	—59,349
On Rs. 9,507 outlay to end of the year 1926-27 at the average rate 3·3252 per cent. ..	Rs. 316	Total Net Revenue realized to end of the year as per No. 3..	—50,499
On subsequent outlay at the flat rate 5·41 per cent. ..	Nil.	Balance net interest charges ..	52,395
Total ..	1,896	Total ..	1,896

No. 5.—Account of Indirect Charges for, and to end of, 1928-29.

Particulars.	Previous.	1928-29.	Total.	Particulars.	Previous.	1928-29.	Total.
	Rs.	Rs.	Rs.		Rs.	Rs.	Rs.
CAPITAL ACCOUNT.		Nil.		REVENUE ACCOUNT.			
				1 Capitalized abatement of Land Revenue ..	..	..	..
				2. Leave and Pension Allowances..	937	..	937
				3. Audit and Accounts Establishment ..	535	619	1,154
Total .. ..	..	..	..	Total ..	1,472	619	2,091

## BAGHAR CANAL.

## CANAL PROJECT.

No. 2.—Detailed Account for, and to end of, 1928-29.

Heads of Account.	Direct Charges.			Cost of construction as now estimated. (Construction estimate closed during 1921-22.)	Expenditure against closed estimates
	Previous	1928-29.	Total.		
1	2	3	4	5	6
I.—WORKS	Rs.	Rs.	Rs.	Rs.	Rs.
(2) MAIN CANALS AND BRANCHES.					
D. Regulators .. ..	4,22,298	..	4,22,298	4,22,298	4,22,298
Total, Main Canals and Branches ..	4,22,298	..	4,22,298	4,22,298	4,22,298
(7) LOSSES ON STOCK.					
Unclassified outlay	1,94,567	..	1,94,567	1,94,567	1,94,567
Total, I.—Works ..	6,16,865	..	6,16,865	6,16,865	6,16,865
II.—ESTABLISHMENT.					
3. Executive .. ..	1,21,283	..	1,21,283	1,21,283	1,21,283
4. Medical .. ..					
5. Special Survey .. ..					
6. Pensionary charges .. ..	3,167	..	3,167	3,167	3,167
Total, Establishment ..	1,24,450	..	1,24,450	1,24,450	1,24,450
III.—TOOLS AND PLANT ..	4,239	..	4,239	4,239	4,239
GRAND TOTAL ..	7,45,554	..	7,45,554	7,45,554	7,45,554
V.—Less—Receipts on Capital Account	..	(a) 500	500	500	500
Net Outlay ..	7,45,554	—500	7,45,054	7,45,054	7,45,054

(a) This amount represents recovery on Capital Account during 1928-29, i.e., sale of a pump originally charged to Capital.

BAGHAR CANAL.

CANAL PROJECT.

No. 2.—Capital Account for, and to end of, 1928-29.

Hheads of Account.	Direct Charges.			Cost of construction as now estimated. (Construction estimate closed during 1921-22.)	Expenditure against closed estimates.
	Previous	1928-29.	Total		
1	2	3	4	5	6
	Rs	Rs.	Rs.	Rs.	Rs.
<i>Apportionment.</i>					
Chargeable to 15—Other Revenue expenditure	2,30,870	..	2,30,870	2,30,870	2,30,870
Chargeable to 55—Construction of Irrigation Works.	5,14,684	—500	5,14,184	5,14,184	5,14,184
Total ..	7,45,554	—500	7,45,054	7,45,054	7,45,054

## BHAGAR CANAL.

## CANAL PROJECT.

No. 3.—Revenue Account for, and to end of, 1928-29.

Receipts.	TOTAL.			Charges.	TOTAL.		
	Previous.	1928-29.	Total		Previous.	1928-29.	Total.
	Rs.	Rs.	Rs.		Rs.	Rs.	Rs.
<b>I.—DIRECT RECEIPTS.</b>							
1. Water-rates from Irrigation ..	7,276	1,315	8,591	<b>I.—EXTENSIONS AND IMPROVEMENTS.</b>			
5. Plantations ..	484	103	587	2. Main Canals and Branches ..	4,887	153	5,040
6 Other canal produce ..	518	108	626	Total ..	4,887	153	5,040
8. Navigation ..	519	..	519				
9 Rents of buildings ..	72	19	91	<b>II—MAINTENANCE AND REPAIRS.</b>			
10. Fines ...	164	43	207	2 Main Canals and Branches.			
11 Miscellaneous receipts ..	8,131	1,775	9,906	3. Distributaries.	1,98,155	29,977	2,28,132
12. <i>D e d u c t</i> —Refunds ..	21	..	21	4. Drainage and Protective Works.			
Total ..	17,143	3,363	20,506	Total ..	1,98,155	29,977	2,28,132
<b>II—INDIRECT RECEIPTS.</b>				<b>III.—COMPENSATION</b> ..	..	..	..
Irrigation share of Land Revenue collected in the Civil Department.	4,53,037	76,829	5,29,866	<b>IV—ESTABLISHMENT.</b>			
4 per cent. on 9/10ths of the proceeds from sales of occupancy rights per Govt of India Nos 53 and 58-A I., dated respectively 20th June and 1st August 1889, communicated in Government Resolution No. 1209, dated 10th July, and No 1913, dated 7th November 1889 to end of 1920-21 and thereafter at the average rate communicated by Local Government, <i>vide</i> Government Order, P. W D No. W.1.—1143, dated 20-7-21.	10,266	1,782	12,048	1 and 2. Direction and Accounts.	41,045	6,423	47,468
Total ..	4,63,303	78,611	5,41,914	3. Executive ..			
Total, Receipts ..	4,80,446	81,974	5,62,420	Pensionary charges ..	1,971	899	2,870
Carried over ..	4,80,446	81,974	5,62,420	Total ..	43,016	7,322	50,338
				<b>V.—TOOLS AND PLANT</b> ..	2,143	191	2,334
				Carried over ..	2,48,201	37,643	2,85,844

ADMINISTRATIVE ACCOUNTS FOR THE YEAR 1928-29.

109

BAGHAR CANAL.

CANAL PROJECT.

No. 3.—Revenue Account for, and to end of, 1928-29.

Receipts.	TOTAL.			Charges	TOTAL.		
	Previous.	1928-29.	Total.		Previous.	1928-29	Total.
	Rs.	Rs	Rs		Rs.	Rs	Rs.
Brought forward .	4,80,446	81,974	5,62,420	Brought forward .	2,48,201	37,643	2,85,844
<p><i>Note</i>—Loss to the canal on account of difference between assessment of water-rates on jaghir lands and assessment at the ordinary rates in force for Government lands noted here per Government of India Letter No 233-I, dated 14th June 1883, communicated under Government Resolution No. 400, dated 11th August 1883</p>				<i>Deduct</i> —Receipts on Revenue Account	219	6	225
				Total ..	2,47,982	37,637	2,85,619
				Share of Collection Charges in the Civil Department.	27,625	4,691	32,316
				Total, Direct Charges .	2,75,607	42,328	3,17,935
				Indirect Charges debitable to Revenue Account as per Account No 5 .	6,959	301	7,260
				Total, Charges .	2,82,566	42,629	3,25,195
				Balance Net Revenue .	1,97,880	39,345	2,37,225
				GRAND TOTAL ..	4,80,446	81,974	5,62,420
	To end of 1927-28	Rs. 42,999					
	Loss for 1928-29	..74,412					
Total	.1,17,411						
GRAND TOTAL ..	4,80,446	81,974	5,62,420	GRAND TOTAL ..	4,80,446	81,974	5,62,420

N.B.—Construction Estimate closed during 1921-22, vide G. R No. 631, dated 18th July 1923.



## BAGHAR CANAL.

## CANAL PROJECT.

## No. 4.—Interest Account for, and to end of, 1928-29.

	Amount.		Amount.
	Rs.		Rs.
Total interest charges to end of 1927-28 .. .. .	1,27,186	Net Revenue realized to end of 1927-28 as per No. 3 .. .. .	1,97,880
Interest charges for the year 1928-29 .. .. .	35,636	Net Revenue realized during 1928-29 as per No. 3 .. .. .	39,345
On Rs. 2,24,709 outlay to end of the year 1916-17 at the average rate 3·3252 per cent. .	7,472	Total, Net Revenue realized to end of the year as per No. 3.	2,37,225
On subsequent outlay Rs. 5,20,595 at the flat rate 5·41 per cent. .	28,164	Balance net interest charges ..	—74,403
Total ..	1,62,822	Total ..	1,62,822

## No 5.—Account of Indirect Charges for, and to end of, 1928-29.

Particulars.	Previous.	1928-29.	Total.	Particulars.	Previous	1928-29.	Total
	Rs.	Rs.	Rs.		Rs.	Rs.	Rs.
<b>CAPITAL ACCOUNT.</b>				<b>REVENUE ACCOUNT.</b>			
1. Capitalized abatement of Land Revenue ..	357	..	357	1. Capitalized abatement of Land Revenue ..	1,154	..	1,154
2. Leave and Pension Allowances ..	13,811	..	13,811	2. Leave and Pension Allowances ..	3,776	..	3,776
3. Audit and Accounts Establishment ..	4,223	..	4,223	3. Audit and Accounts Establishment ..	2,029	301	2,330
Total ..	18,391	..	18,391	Total ..	6,959	301	7,260

BAGHAR CANAL.

CANAL PROJECT.

No. 6.—Statement comparing Capital Cost to end of 1928-29 with sanctioned Estimates.

● Particulars.	Charges against closed sanctions.			Current sanctions.			Total charges to date against old and current sanctions
	Expenditure against construction Estimate.	Expenditure against open Capital sanctions	Total.	Charges to date.	Amount of sanctioned Estimate.	Unspent balance of Estimate.	
1	2	3	4	5	6	7	8
	Rs.	Rs.	Rs.	Rs.	Rs.	Rs.	Rs.
<b>DIRECT CHARGES.</b>							
Works .. ..	1,94,567	4,22,298	6,16,865	..	..	..	6,16,865
Establishment ..	35,968	85,315	1,21,283	..	..	.	1,21,283
Pensionary charges ..	..	3,167	3,167	..	..	..	3,167
Tools and Plant ..	335	3,904	4,239	..	..	.	4,239
Total ..	2,30,870	5,14,684	7,45,554	..	..	..	7,45,554
Less—Receipts on Capital Account ..	..	500	500	..	..	.	500
Net Total ..	2,30,870	5,14,184	7,45,054	..	..	..	7,45,054
<b>INDIRECT CHARGES.</b>							
Capitalized abatement of Land Revenue ..	..	357	357	..	..	..	357
Leave and Pension Allowances ..	5,034	8,777	13,811	..	..	..	13,811
Audit and Accounts ..	..	4,223	4,223	..	..	..	4,223
Total ..	5,034	13,357	18,391	..	..	..	18,391
<b>GRAND TOTAL ..</b>	<b>2,35,904</b>	<b>5,27,541</b>	<b>7,63,445</b>	<b>..</b>	<b>..</b>	<b>..</b>	<b>7,63,445</b>

## SHAHADA CHANNEL.

## CANAL PROJECT.

No. 3.—Revenue Account for, and to end of, 1928-29.

Receipts.	TOTAL.			Charges.	TOTAL.			
	Previous.	1928-29.	Total.		Previous.	1928-29.	Total.	
<b>I.—DIRECT RECEIPTS.</b>	Rs.	Rs.	Rs.		Rs.	Rs.	Rs.	
1. Water-rates from Irrigation.	28,586	4,750	33,336	<b>I.—EXTENSIONS AND IMPROVEMENTS.</b>				
3. Sales of water.	25	..	25					
6. Other canal produce ..	69	..	69		2. Main Canals and Branches	7,831	1,471	9,302
10. Fines ..	302	..	302		Total ..	7,831	1,471	9,302
11. Miscellaneous receipts ..	140	12	152					
12. <i>Deduct—Refunds.</i>	101	..	101	<b>II.—MAINTENANCE AND REPAIRS.</b>				
Total .	29,021	4,762	33,783	1. Head Works ..	738	..	738	
				2. Main Canals and Branches ..	4,178	598	4,776	
				3. Distributaries ..	9	..	9	
<b>II.—INDIRECT RECEIPTS.</b>				Total ..	4,925	598	5,523	
Irrigation share of Land Revenue collected in the Civil Department.	35,977	6,157	42,134	<b>III.—COMPENSATION.</b>	..	..	..	
				<b>IV.—ESTABLISHMENT</b>				
				1 and 2. Direction and Accounts.	12,156	2,824	14,980	
				3. Executive ..				
				Pensionary charges	412	395	807	
Total ..	35,977	6,157	42,134	Total ..	12,568	3,219	15,787	
Total Receipts ..	64,998	10,919	75,917	<b>V.—TOOLS AND PLANT ..</b>	517	80	597	
Carried over ..	64,998	10,919	75,917	Carried over .	25,841	5,368	31,209	

SHAHADA CHANNEL.

CANAL PROJECT.

No. 3.—Revenue Account for, and to end of, 1928-29.

Receipts.	TOTAL.			Charges.	TOTAL.		
	Previous.	1928-29.	Total		Previous.	1928-29.	Total
	Rs.	Rs.	Rs.		Rs.	Rs.	Rs.
Brought forward .	64,998	10,919	75,917	Brought forward .	25,841	5,368	31,209
				Share of Collection Charges in the Civil Department.	4,466	758	5,224
				Total, Direct Charges ..	30,307	6,126	36,433
				Indirect Charges debitable to Revenue Account as per Account No. 5 ..	1,417	21	1,438
				Total, Charges ..	31,724	6,147	37,871
				Balance Net Revenue	33,274	4,772	38,046
GRAND TOTAL .	64,998	10,919	75,917	GRAND TOTAL .	64,998	10,919	75,917

N.B.—Last Capital Account detailed in the Administrative Accounts for 1926-27.  
Construction Estimate closed during 1921-22 vide G. R. No. 1918, dated 9th June 1923.

## SHAHADA CHANNEL.

## CANAL PROJECT.

No. 4.—Interest Account for, and to end of, 1928-29.

	Amount.		Amount.
	Rs.		Rs.
Total interest charges to end of 1927-28 .. .. .	19,246	Net Revenue realized to end of 1927-28 as per No. 3 .. .. .	33,274
Interest charges for the year 1928-29 .. .. .	4,179	Net Revenue realized during 1928-29 as per No. 3 .. .. .	4,772
	Rs.		
On Rs. 60,981 outlay to end of the year 1916-17 at the average rate 3.3252 per cent... .. .	2,028	Total Net Revenue realized to end of the year as per No. 3 .. .. .	38,046
On subsequent outlay Rs. 39,758 at the flat rate 5.41 per cent. .. .. .	2,151	Balance net interest charges .. .. .	-14,621
Total .. .. .	23,425	Total .. .. .	23,425

No. 5.—Account of Indirect Charges for, and to end of, 1928-29.

Particulars.	Previous.	1928-29.	Total.	Particulars.	Previous	1928-29.	Total.
	Rs.	Rs.	Rs.		Rs.	Rs.	Rs.
CAPITAL ACCOUNT.				REVENUE ACCOUNT.			
				1. Capitalized abatement of Land Revenue .. .. .	..	..	..
				2. Leave and Pension Allowances .. .. .	1,290	..	1,290
				3. Audit and Accounts Establishment .. .. .	127	21	148
				Total .. .. .	1,417	21	1,438

## LLOYD BARRAGE AND CANALS CONSTRUCTION.

## CANAL PROJECT.

No. 2.—Detailed Account of Capital Expenditure for, and to end of, 1928-29.

Heads of Account.	Direct Charges.			Cost of Construction as now estimated.	Expenditure against closed estimates.
	Previous	1928-29.	Total		
1	2	3	4	5	6
<b>I.—WORKS.</b>					
<b>(1) HEAD WORKS.</b>					
A. Preliminary Expenses ..	62,240	1,306	63,546	5,00,000	..
B. Land .. ..	6,82,499	1,00,693	7,83,192	15,00,000	..
C. Works .. ..	84,14,828	55,89,297	1,40,04,125	2,32,64,498	..
K. Buildings .. ..	22,02,455	2,99,597	25,02,052	25,00,000	..
O. Miscellaneous .. ..	73,709	14,207	87,916	2,00,000	..
P. Maintenance .. ..	1,81,780	98,377	2,80,157	2,00,000	..
Unforeseen items .. ..	..	..	..	1,05,67,608	..
<b>Total, Head Works ..</b>	<b>1,16,17,511</b>	<b>61,03,477</b>	<b>1,77,20,988</b>	<b>3,87,32,106</b>	<b>..</b>
<b>(2) MAIN CANALS AND BRANCHES.</b>					
A. Preliminary Expenses ..	7,26,202	30,401	7,56,603	11,57,550	..
B. Land .. ..	36,38,412	1,47,543	37,85,955	24,98,850	..
D. Regulators .. ..	42,234	2,60,812	3,03,046	55,76,400	..
E. Falls and Weirs .. ..	17,567	61,833	79,400	6,12,200	..
F. River and hill torrent Works ..	..	23	23	7,18,000	..
G. Bridges .. ..	99,818	6,65,080	7,64,898	39,08,975	..
H. Escapes .. ..	3,20,675	1,19,821	4,40,496	15,98,689	..
K. Buildings .. ..	32,42,829	1,47,543	33,82,975	57,37,100	..
L. Earth-work .. ..	1,99,01,785	67,69,671	2,66,71,456	3,57,04,957	..
M. Plantations .. ..	21,990	16,010	38,000	5,70,861	..
O. Miscellaneous .. ..	1,91,182	78,072	2,69,254	5,23,400	..
P. Maintenance .. ..	99,776	1,02,295	2,02,071	11,27,304	..
Amounts not allocated .. ..	..	..	..	2,11,88,172	..
<b>Total, Main Canals and Branches ..</b>	<b>2,83,02,470</b>	<b>83,91,707</b>	<b>3,66,94,177</b>	<b>8,09,22,458</b>	<b>..</b>
<b>Carried over ..</b>	<b>3,99,19,981</b>	<b>1,44,95,184</b>	<b>5,44,15,165</b>	<b>11,96,54,564</b>	<b>..</b>

## LLOYD BARRAGE AND CANALS CONSTRUCTION.

## CANAL PROJECT.

No. 2.—Capital Account for, and to end of, 1928-29.

Heads of Account.	Direct Charges.			Cost of Construction as now estimated.	Expenditure against closed estimates.
	Previous.	1928-29.	Total.		
1	2	3	4	5	6
	Rs.	Rs.	Rs.	Rs.	Rs.
Brought forward ..	3,99,19 98	1,44,95,184	5,44,15,165	11,96,54,564	..
<b>(3) DISTRIBUTARIES.</b>					
A. Preliminary Expenses ..	7,74,145	28,545	8,02,700	..	..
A. (1) Experimental soil ..	17,119	—4,523	12,596	..	..
B. Land ..	16,67,295	3,31,909	19,99,204	..	..
C. Works ..	5,028	80,191	85,219	..	..
D. Regulators ..	68	516	584	..	..
G. Bridges ..	..	1,314	1,314	..	..
L. Earth-work ..	8,65,357	20,30,280	28,95,637	..	..
M. Plantation ..	..	45	45	..	..
O. Miscellaneous ..	5,50,808	4,16,133	9,66,941	..	..
P. Maintenance ..	310	2,973	3,283	..	..
Amounts not allocated ..	..	..	..	2,27,92,219	..
Total, Distributaries ..	38,80,130	28,87,393	67,67,523	2,27,92,219	..
Deduct—Recoveries from Zamindars and Colonists ..	..	..	..	1,01,58,500	..
Net Distributaries ..	38,80,130	28,87,393	67,67,523	1,26,33,719	..
<b>(4) DRAINAGE AND PROTECTIVE WORKS.</b>					
A. Preliminary Expenses ..	39,626	112	39,738	41,869	..
B. Land ..	26,947	17,992	44,939	6,31,789	..
C. Works ..	3,069	3,914	6,983	2,78,850	..
L. Earth-work ..	6,62,522	6,91,356	13,53,878	23,76,379	..
O. Miscellaneous ..	366	7,145	7,511	..	..
P. Maintenance ..	3,743	8,367	12,110	..	..
Total, Drainage and Protective Works.	7,36,273	7,28,886	14,65,159	33,28,887	..
Carried over ..	4,45,36,384	1,81,11,463	6,26,47,847	13,56,17,170	..

## LLOYD BARRAGE AND CANALS CONSTRUCTION.

## CANAL PROJECT.

No. 2.—Capital Account for, and to end of, 1928-29.

Heads of Account.	Direct Charges.			Cost of Construction as now estimated.	Expenditure against closed estimates.
	Previous.	1928-29.	Total.		
1	2	3	4	5	6
Brought forward ..	Rs. 4,45,36,384	Rs. 1,81,11,463	Rs. 6,26,47,847	Rs. 13,56,17,170	Rs. ..
<b>(5) WATER COURSES.</b>					
A. Preliminary Expenses ..	..	1,825	1,825	..	..
Total, Water Courses ..	..	1,825	1,825	..	..
(6) Special Tools and Plant ..	1,29,68,243	8,44,540	1,38,12,783	32,46,083	..
(7) Losses on Stock ..	19,764	2,529	22,293	..	..
Total, I.—Works ..	5,75,24,391	1,89,60,357	7,64,84,748	13,88,63,253	..
Deduct—Amount transferred to 5.— Land Revenue on account of half the cost of Settlement Officer, vide G. R. (R. D.), No. 6905, dated 26th November 1927 ..	..	20,000	20,000	..	..
Net Works ..	5,75,24,391	1,89,40,357	7,64,64,748	13,88,63,253	..
<b>II.—ESTABLISHMENT.</b>					
1 and 2. Direction and Accounts ..	..	..	..	..	..
3. Executive ..	..	..	..	..	..
4. Medical ..	..	..	..	..	..
5. Special Survey ..	..	..	..	..	..
6. Pensionary charges ..	..	..	..	..	..
Total, Establishment ..	1,29,47,715	37,64,589	1,67,12,304	2,60,02,294	..
Carried over ..	7,04,72,105	2,27,04,946	9,31,77,052	16,48,65,547	..



## LLOYD BARRAGE AND CANALS CONSTRUCTION.

## CANAL PROJECT.

No. 2.—Capital Account for, and to end of, 1928-29.

Heads of Account.	Direct Charges.			Cost of Construction as now estimated.	Expenditure against closed estimates.
	Previous.	1928-29.	Total.		
1	2	3	4	5	6
	Rs.	Rs.	Rs.	Rs.	Rs.
Brought forward ..	7,04,72,106	2,27,04,946	9,31,77,052	16,48,65,547	..
III.—TOOLS AND PLANT ..	19,47,667	1,57,582	21,05,249	2,31,44,201	..
IV.—Suspense Accounts ..	24,53,237	11,91,98	36,45,221	..	..
Interest ..	70,25,656	(a)48,01,26	1,18,26,918	..	..
Grand Total ..	8,18,98,666	2,88,55,774	11,07,54,440	18,80,09,748	..
Deduct—Estimated salvage value of certain buildings and Tools and Plant ..	..	..	..	(b) 74,64,680	..
Deduct—Share of cost payable by Khairpur State ..	..	..	..	25,37,000	..
V.—Less—Receipts on Capital Account. Net Outlay ..	1,62,166	1,21,503	2,83,669	..	..
	8,17,36,500	2,87,34,271	11,04,70,771	17,80,08,068	..
Deduct—Amount of interest transferred to 16 and 14 ..	20,10,289	10,10,139	30,20,428	..	..
Net amount ..	7,97,26,211	2,77,24,132	10,74,50,343	..	..
<i>Apportionment.</i>					
Chargeable to 49, Irrigation ..	{ 12,599	..	73,687	} 17,80,08,068	..
Chargeable to 43—Minor Works and Navigation ..	{ (c)61,088	..	7,49,010		
Chargeable to 55—Construction of Irrigation Works ..	{ (c)7,49,010	..	10,66,27,646		
Deduct—Chargeable to 16 and 14 ..	8,09,13,803	2,77,24,132	10,66,27,646	..	..
	-20,10,289	..	..	..	..
Total ..	7,97,26,211	2,77,24,132	10,74,50,343	17,80,08,068	..

(a) Rs. 10,00,000 to be charged to "16—Financed from ordinary revenues "

" 10,139 Do. to "14—Interest on Irrigation Works."

" 37,91,123 Do. to "55—Construction of Irrigation Works."

" 48,01,262

(b) Represents the present estimate of value to be realised on disposal of buildings and Tools and Plant, viz., Rs. 5,87,140 (Buildings) Rs. 68,77,540. Tools and plant respectively under I. Head Works (Barrage proper).

(c) Expenditure incurred on preliminary surveys and preparation of Project prior to December 1920 (vide G. of I. (P.W.D.) Despatch No. 23 (P. W.), dated 16th December 1920.) brought on to the Capital Account of the Project in 1923-24.

LLOYD BARRAGE AND CANALS CONSTRUCTION.

CANAL PROJECT.

No. 4.—Interest Account for, and to end of, 1928-29.

		Amount.			Amount.
		Rs.			Rs.
Total interest charges to end of 1927-28 .. .. .	..	38,75,901	Net Revenue realized to end of 1927-28 as per No. 3..	..	..
Interest charges for the year 1928-29 .. .. .	..	10,10,139	Net Revenue realized during 1928-29 as per No. 3 .. .. .	..	..
			Total Net Revenue realized to end of the year as per No. 3 .. .. .	..	..
			Balance net interest charges ..	..	48,86,040
Total ..		48,86,040	Total ..		48,86,040

No. 5.—Account of Indirect Charges for, and to end of, 1928-29.

Particulars.	Previous.	1928-29.	Total.	Particulars.	Previous.	1928-29.	Total.
	Rs.	Rs.	Rs.		Rs.	Rs.	Rs.
<b>CAPITAL ACCOUNT.</b>				<b>REVENUE ACCOUNT.</b>			
1. Capitalized abatement of Land Revenue (20 times the annual abatement) ..	6,37,814	1,42,088	7,79,902				
2. Leave and Pension Allowances ..	8,05,540	..	8,05,540				
3. Audit and Accounts Establishment ..	5,72,650	1,89,404	7,62,054				
Total ..	20,16,004	3,31,492	23,47,496				

(a) Paragraph 2 of G. R. (P.W.D.) No. P—55-24685, dated 24th April 1926.

## LLOYD BARRAGE AND CANALS CONSTRUCTION.

## CANAL PROJECT.

No. 6.—Statement comparing Capital Cost to end of 1928-29 with sanctioned Estimates.

Particulars.	Charges against closed sanctions.			Current sanctions.			Total charges to date against old and current sanctions.
	Expenditure against construction estimate.	Expenditure against open capital sanctions.	Total.	Charges to date.	Amount of sanctioned estimate.	Unspent balance of estimate.	
1	2	3	4	5	6	7	8
<b>DIRECT CHARGES.</b>	Rs.	Rs.	Rs.	Rs.	Rs.	Rs.	Rs.
Works ..	..	..	..	7,64,64,748	13,88,63,253	6,23,98,505	7,64,64,748
Establishment ..	..	..	..	1,54,25,237	2,60,02,294	1,05,77,057	1,54,25,237
Pensionary charges ..	..	..	..	12,87,067	..	-12,87,067	12,87,067
Tools and Plant ..	..	..	..	21,05,249	2,31,44,201	2,10,38,952	21,05,249
Suspense Accounts ..	..	..	..	36,45,221	..	-36,45,208	36,45,208
Interest ..	..	..	..	1,18,26,918	..	-1,18,26,918	1,18,26,918
Total ..	..	..	..	11,07,54,440	18,80,09,748	7,72,55,308	11,07,54,440
Less—Sale account value of certain buildings and Tools and Plant ..	..	..	..	..	74,64,680	*74,64,680	..
Deduct—Share of cost payable by Khairpur State ..	..	..	..	..	25,37,000	25,37,000	..
Less—Receipts on Capital Account ..	..	..	..	2,83,669	..	-2,83,669	2,83,669
Net Total ..	..	..	..	11,04,70,771	17,80,08,068	6,75,37,297	11,04,70,771
Deduct—Amount of interest transferred to 16 and 14 ..	..	..	..	30,20,428	..	-30,20,428	30,20,428
Net Total ..	..	..	..	10,74,50,343	17,80,08,068	7,05,57,725	10,74,50,343
<b>INDIRECT CHARGES.</b>							
Capitalized abatement of Land Revenue ..	..	..	..	7,79,902	19,24,980	11,45,078	7,79,902
Leave and Pension Allowances ..	..	..	..	8,05,540	36,40,341	28,34,801	8,05,540
Audit and Accounts establishment ..	..	..	..	7,62,054	..	-7,62,054	7,62,054
Total ..	..	..	..	23,47,496	55,65,321	32,17,825	23,47,496
Deduct—Share of Indirect charges payable by Khairpur State ..	..	..	..	..	25,846	25,846	..
Net Total ..	..	..	..	23,47,496	55,39,475	31,91,979	23,47,496
<b>GRAND TOTAL ..</b>	..	..	..	10,97,97,835	18,35,47,543	7,37,49,704	10,97,97,839

Estimate amounting to Rs. 18,35,47,543 sanctioned by the Secretary of State in his telegram No. 1324, dated 7th April 1923, communicated by Government of India (P.W.D.) letter No. 92-1, dated 30th May 1923, vide G.R. (P.W.D.) No. 947, dated 7th September 1925.

GARKINO CANAL.

CANAL PROJECT.

No. 4.—Interest Account for, and to end of, 1928-29.

	Amount.		Amount.
	Rs.		Rs.
Total interest charges to end of 1927-28 .. ..	30,983	Net Revenue realized to end of 1927-28 as per No. 3 .. ..	..
Interest charges for the year 1928-29 .. ..	7,086	Net Revenue realized during 1928-29 as per No. 3 .. ..	..
On Rs. 1,30,970 outlay from 1917-18 to 1927-28 at the flat rate 5.41 per cent.		Total Net Revenue realized to end of the year as per No. 3 .. ..	..
		Balance net interest charges .. ..	38,069
Total ..	38,069	Total ..	38,069

No. 5.—Account of Indirect Charges for, and to end of, 1928-29.

Particulars.	1928-1929.			Particulars.	1928-1929.		
	Previous.	1928-1929.	Total.		Previous.	1928-1929.	Total.
	Rs.	Rs.	Rs.		Rs.	Rs.	Rs.
<b>CAPITAL ACCOUNT.</b>				<b>REVENUE ACCOUNT ..</b>	....	..	..
1. Capitalized abatement of Land Revenue ..	3,506	1,054	4,560				
2. Leave and Pension Allowances ..	2,700	..	2,700				
3. Audit and Accounts Establishment ..	1,071	..	1,071				
Total ..	7,277	1,054	8,331	Total ..	....	..	..

No. 2. Capital Account detailed in the Administrative Accounts for the year 1927-28.

## GARKINO CANAL.

## CANAL PROJECT.

No. 6.—Statement comparing Capital Cost to end of 1928-29 with sanctioned Estimates.

Particulars.	Charges against closed sanctions.			Current sanctions.			Total charges to date against old and current sanctions.
	Expenditure against construction Estimate.	Expenditure against open Capital sanctions.	Total.	Charges to date.	Amount of sanctioned Estimate.	Unspent balance of Estimate.	
1	2	3	4	5	6	7	8
<b>DIRECT CHARGES.</b>	Rs.	Rs.	Rs.	Rs.	Rs.	Rs.	Rs.
Works .. ..	1,07,005	..	1,07,005	..	..	..	1,07,005
Establishment (including pensionary charges Rs. 492) ..	23,300	..	23,300	..	..	..	23,300
Tools and Plant ..	665	..	665	..	..	..	665
Suspense Accounts ..	..	..	..	..	..	..	..
Total ..	1,30,970	..	1,30,970	..	..	..	1,30,970
Less—Receipts on Capital Account ..	..	..	..	..	..	..	..
Net Total ..	1,30,970	..	1,30,970	..	..	..	1,30,970
<b>INDIRECT CHARGES.</b>							
Capitalized abatement of Land Revenue..	4,560	..	4,560	..	..	..	4,560
Leave and Pension Allowances ..	2,700	..	2,700	..	..	..	2,700
Audit and Accounts ..	1,071	..	1,071	..	..	..	1,071
Total ..	8,331	..	8,331	..	..	..	8,331
<b>GRAND TOTAL</b> ..	<b>1,39,301</b>	<b>..</b>	<b>1,39,301</b>	<b>..</b>	<b>..</b>	<b>..</b>	<b>1,39,301</b>

KASURDI TANK.

TANK PROJECT.

No. 3.—Revenue Account for, and to end of, 1928-29.

Receipts.	TOTAL.			Charges.	TOTAL.		
	Previous.	1928-29.	Total.		Previous.	1928-29.	Total.
	Rs.	Rs.	Rs.		Rs.	Rs.	Rs.
<b>I—DIRECT RECEIPTS.</b>				<b>I—EXTENSIONS AND IMPROVEMENTS.</b>			
1. Water-rates from Irrigation ..	10,224	69	10,293	2. Main Canals and Branches ..	316	..	316
3. Sales of water ..	20	..	20	3. Distributaries..	80	..	80.
5. Plantations ..	3,108	..	6,376	<b>Total ..</b>	<b>396</b>	<b>..</b>	<b>396</b>
6. Other canal produce ..		3,268					
11. Miscellaneous receipts ..	12,767	905	13,672	<b>II.—MAINTENANCE AND REPAIRS</b>			
				1. Head Works ..	20,181	122	20,303
<b>Total ..</b>	<b>26,119</b>	<b>4,242</b>	<b>30,361</b>	2. Main Canals and Branches ..	15	..	15
				3. Distributaries..	6,618	423	7,041
				<b>Total .</b>	<b>26,814</b>	<b>545</b>	<b>27,359</b>
<b>II.—INDIRECT RECEIPTS.</b>				<b>III—COMPENSATION</b>	<b>..</b>	<b>..</b>	<b>..</b>
Irrigation share of Land Revenue collected in the Civil Department.	..	..	..	<b>IV—ESTABLISHMENT.</b>			
				1 and 2 Direction and Accounts ..	19,366	741	20,107
				3. Executive ..	154	104	258
				Penionary charges			
<b>Total ..</b>	<b>..</b>	<b>..</b>	<b>..</b>	<b>Total ..</b>	<b>19,520</b>	<b>845</b>	<b>20,365</b>
<b>Total, Receipts ..</b>	<b>26,119</b>	<b>4,242</b>	<b>30,361</b>	<b>V—TOOLS AND PLANT</b>	<b>1,953</b>	<b>12</b>	<b>1,965</b>
<b>Carried over ..</b>	<b>26,119</b>	<b>4,242</b>	<b>30,361</b>	<b>Carried over ..</b>	<b>48,683</b>	<b>1,402</b>	<b>50,085</b>

## KASURDI TANK.

## TANK PROJECT.

No. 3.—Revenue Account for, and to end of, 1928-29

Receipts	TOTAL.			Charges	TOTAL.		
	Previous.	1928-29.	Total.		Previous.	1928-29.	Total
	Rs.	Rs.	Rs.		Rs.	Rs.	Rs.
Brought forward ..	26,119	4,242	30,361	Brought forward	48,683	1,402	50,085
				VI—REFUNDS OF REVENUE	..	..	..
				Total .	48,683	1,402	50,085
				Share of Collection Charges in the Civil Department. }	489	2	491
				Total, Direct Charges	49,172	1,404	50,576
				Indirect Charges debitable to Revenue Account as per Account No. 5 ..	2,719	5	2,724
				Total, Charges ..	51,891	1,409	53,300
				Balance Net Revenue ..	-25,772	2,833	-22,939
GRAND TOTAL ..	26,119	4,242	30,361	GRAND TOTAL ..	26,119	4,242	30,361

N.B.—Last Capital Account detailed in the Administrative Accounts for 1877-78.  
 Construction Estimate closed on 31st March 1878—vide Government Resolution No. 1411, dated 12th September 1893.  
 Completion Report approved in Government Resolution No. 993, dated 21st June 1894.

KASURDI TANK.

TANK PROJECT.

No. 4.—Interest Account for, and to end of, 1928-29.

	Amount		Amount
	Rs.		Rs.
Total interest charges to end of 1927-28 .. .. .	94,444	Net Revenue realized to end of 1927-28 as per No. 3 .. .. .	—25,772
Interest charges for the year 1928-29 .. .. .	1,357	Net Revenue realized during 1928-29 as per No. 3 .. .. .	2,833
On Rs. 40,812 outlay to end of the year 1916-17 at the average rate 3.3252 per cent. ..	1,357	Total Net Revenue realized to end of the year as per No. 3 .. .. .	—22,939
		Balance net interest charges ..	1,18,740
Total ..	95,801	Total ..	95,801.

No. 5.—Account of Indirect Charges for, and to end of, 1928-29.

Particulars.	Previous.	1928-29.	Total.	Particulars.	Previous.	1928-29.	Total.
	Rs.	Rs.	Rs.		Rs.	Rs.	Rs.
CAPITAL ACCOUNT	..	..	..	REVENUE ACCOUNT.			
				2. Leave and Pension Allowances..	2,684	..	2,684
				3. Audit and Accounts Establishment ..	35	5	40
Total ..	..	..	..	Total ..	2,719	5	2,72



## CHIKHLI CANAL.

## CANAL PROJECT.

No 3.—Revenue Account for, and to end of, 1928-29.

Receipts	TOTAL.			Charges.	TOTAL.		
	Previous.	1928-29	Total.		Previous	1928-29	Total.
	Rs.	Rs.	Rs.		Rs.	Rs.	Rs.
<b>I.—DIRECT RECEIPTS</b>				<b>I.—EXTENSIONS AND IMPROVEMENTS.</b>			
1 Water-rates from Irrigation ..	77,157	1,939	79,146				
3. Sales of water ..	3	..	3	1. Head Works ..	1,516	.	1,516
5 Plantations } 6 Other canal produce ..	7,500	736	8,236	2. Main Canals and Branches ..	2,172	..	2,172
9. Rents of buildings ..	50	.	50	Total ..	3,688	..	3,688
11 Miscellaneous receipts ..	87	..	87				
12 Deduct re-funds ..	57	.	57	<b>II—MAINTENANCE AND REPAIRS.</b>			
Total	84,740	2,725	87,465	1. Head Works ..	1,947	..	1,947
				2. Main Canals and Branches ..	37,150	1,117	38,267
<b>II.—INDIRECT RECEIPTS.</b>				Total ..	39,097	1,117	40,214
Irrigation share of Land Revenue collected in the Civil Department	..	..	..	<b>III.—COMPENSATION</b> ..	..	..	..
				<b>IV—ESTABLISHMENT</b>			
				1 and 2 Direction and Accounts } 3. Executive ..	25,390	744	26,134
				Pensionary charges.	103	104	207
				Total ..	25,493	848	26,341
Total, Receipts ..	84,740	2,725	87,465	<b>V—TOOLS AND PLANT</b> ..	794	43	837
Carried over ..	84,740	2,725	87,465	Carried over ..	69,072	2,008	71,080

CHIKHLI CANAL.

CANAL PROJECT.

No. 3.—Revenue Account for, and to end of, 1928-29.

Receipts.	TOTAL.			Charges	TOTAL.		
	Previous	1928-29.	Total		Previous.	1928-29	Total
	Rs.	Rs.	Rs.		Rs.	Rs.	Rs.
Brought forward.	84,740	2,725	87,465	Brought forward.	69,072	2,008	71,080
				VI.—REFUNDS OF REVENUE.	158	..	158
				Total	69,230	2,008	71,238
				Share of Collection Charges in the Civil Department	3,827 -260	60	3,622
				Total, Direct Charges ..	72,792	2,068	74,860
				Indirect Charges debitable to Revenue Account as per Account No. 5	4,058	11	4,069
				Total, Charges ..	76,850	2,079	78,929
				Balance Net Revenue	7,890	646	8,536
GRAND TOTAL ..	84,740	2,725	87,465	GRAND TOTAL ..	84,740	2,725	87,465

N.B.—Last Capital Account detailed in the Administrative Accounts for 1882-83 Construction Estimate closed on 31st March 1882—vide G R No 1411, dated 12th September 1893. Completion Report approved in G R No. 489, dated 15th March 1895.

## CHIKHLI CANAL.

## CANAL PROJECT.

No. 4.—Interest Account for, and to end of, 1928-29..

	Amount		Amount.
	Rs.		Rs.
Total interest charges to end of 1927-28 .. .. .	1,19,435	Net Revenue realized to end of 1927-28 as per No. 3 .. .. .	7,890
Interest charges for the year 1928-29 .. .. .	1,789	Net Revenue realized during 1928-29 as per No. 3 .. .. .	646
On Rs. 53,803 outlay to end of the year 1916-17 at the average rate 3.3252 per cent. ..	1,789	Total Net Revenue realized to end of the year as per No. 3 .. .. .	8,536
		Balance net interest charges .. .. .	1,12,688
Total ..	1,21,224	Total ..	1,21,224

No. 5.—Account of Indirect Charges for, and to end of, 1928-29.

Particulars.	Previous.	1928-29.	Total.	Particulars.	Previous.	1928-29.	Total.
	Rs.	Rs.	Rs.		Rs.	Rs.	Rs.
CAPITAL ACCOUNT	..	..	..	REVENUE ACCOUNT.			
				2. Leave and Pension Allowances ..	3,995	..	3,995
				3. Audit and Accounts Establishment ..	63	11	74
Total ..	..	..	..	Total ..	4,058	11	4,069

HATHMATI AND KHARICUT CANALS.

CANAL PROJECT.

No. 3.—Revenue Account for, and to end of, 1928-29.

Receipts.	TOTAL			Charges	TOTAL		
	Previous.	1928-29.	Total.		Previous.	1928-29.	Total
	Rs.	Rs.	Rs.		Rs.	Rs.	Rs.
<b>I—DIRECT RECEIPTS</b>				<b>I—EXTENSIONS AND IMPROVEMENTS.</b>			
1. Water-rates from irrigation ..	13,02,852	59,509	13,62,361	1. Head Works ..	40,562	1,361	41,923
3. Sales of water ..	1,745		1,745	2. Main Canals and Branches ..	92,071	1,154	93,225
4. Water-supply of towns ..	3,615	699	4,314	3. Distributaries ..	7,249	..	7,249
5. Plantations ..	1,12,059	32	1,16,652	<b>Total ..</b>	<b>1,39,882</b>	<b>2,515</b>	<b>1,42,397</b>
6. Other produce canal ..		4,561					
9. Rents of buildings ..	48	12	60	<b>II—MAINTENANCE AND REPAIRS</b>			
10. Fines ..	359	..	359	1. Head Works ..	1,30,731	5,016	1,35,747
11. Miscellaneous receipts ..	48,825	2,324	51,149	2. Main Canals and Branches ..	4,50,097	17,583	4,67,680
12. <i>Deduct</i> —Rents ..	596	..	596	3. Distributaries ..	1,25,979	4,107	1,30,086
				4. Drainage and Protective Works ..	4,871	..	4,871
				<b>Total ..</b>	<b>7,11,678</b>	<b>26,706</b>	<b>7,38,384</b>
<b>Total ..</b>	<b>14,69,907</b>	<b>67,137</b>	<b>15,37,044</b>	<b>III—COMPENSATION ..</b>	<b>3,615</b>	<b>..</b>	<b>3,615</b>
<b>II.—INDIRECT RECEIPTS.</b>				<b>IV—ESTABLISHMENT.</b>			
Irrigation share of Land Revenue collected in the Civil Department ..	..	..	..	1 and 2 Direction and Accounts ..	2,85,279	5,393	2,90,672
				3. Executive ..			
				Pensionary charges ..	2,688	755	3,443
				<b>Total ..</b>	<b>2,87,967</b>	<b>6,148</b>	<b>2,94,115</b>
<b>Total, Receipts ..</b>	<b>14,69,907</b>	<b>67,137</b>	<b>15,37,044</b>	<b>V.—TOOLS AND PLANT ..</b>	<b>13,676</b>	<b>395</b>	<b>14,071</b>
<b>Carried over ..</b>	<b>14,69,907</b>	<b>67,137</b>	<b>15,37,044</b>	<b>Carried over ..</b>	<b>11,56,818</b>	<b>35,764</b>	<b>11,92,582</b>

## PUBLIC WORKS DEPARTMENT, IRRIGATION BRANCH.

## HATHMATI AND KHARICUT CANALS.

## CANAL PROJECT.

No. 3.—Revenue Account for, and to end of, 1928-29.

Receipts.	TOTAL.			Charges.	TOTAL.		
	Previous.	1928-29.	Total.		Previous.	1928-29.	Total.
	Rs.	Rs.	Rs.		Rs.	Rs.	Rs.
Brought forward ..	14,69,907	67,137	15,37,044	Brought forward ..	11,56,818	35,764	11,92,582
				Profit and Loss ..	186	..	186
				VI—REFUNDS OF REVENUE ..	3,854	..	3,854
				Total ..	11,60,858	35,764	11,96,622
				Share of collection charges in the Civil Department.	57,240	1,785	59,025
				Total, Direct Charges ..	12,18,098	37,549	12,55,647
				Indirect charges debitable to Revenue Account as per Account No. 5 ..	42,128	292	42,420
				Total, Charges ..	12,60,226	37,841	12,98,067
				Balance Net Revenue ..	2,09,681	29,296	2,38,977
GRAND TOTAL ..	14,69,907	67,137	15,37,044	GRAND TOTAL ..	14,69,907	67,137	15,37,044

N.B.—Last Capital Account detailed in the Administrative Accounts for 1922-23.

## HATHMATI AND KHARICUT CANALS.

## CANAL PROJECT.

## No. 4.—Interest Account for, and to end of, 1928-29.

		Amount. Rs			Amount. Rs
Total interest charges to end of 1927-28 .. ..		14,81,286	Net Revenue realized to end of 1927-28 as per No. 3 .. ..		2,09,681
Interest charges for the year 1928-29 .. ..		41,409	Net Revenue realized during 1928-29 as per No. 3 .. ..		29,296
	Rs.		Total, Net revenue realized to end of the year as per No. 3 .. ..		2,38,977
On Rs. 12,40,983 outlay to end of the year 1916-17 at the average rate 3.3,252 per cent. ..	41,265		Balance net interest charges .. ..		12,83,718
On subsequent outlay Rs 2,665 at the flat rate 5.41 per cent. ..	144				
Total ..		15,22,695	Total ..		15,22,695

## No. 5.—Account of Indirect Charges for, and to end of, 1928-29.

Particulars.	Previous.	1928-29.	Total.	Particulars.	Previous.	1928-29.	Total.
	Rs.	Rs.	Rs.		Rs.	Rs.	Rs.
CAPITAL ACCOUNT.		Nil.		REVENUE ACCOUNT.			
				1. Capitalized abatement of Land Revenue .. ..	825	..	825
				2. Leave and Pension Allowances .. ..	38,886	..	38,886
				3. Audit and Accounts Establishment .. ..	2,417	292	2,709
Total ..	....	..	....	Total ..	42,128	292	42,420

## DAMBAL TANK.

## TANK PROJECT.

No. 3.—Revenue Account for, and to end of, 1928-29.

Receipts	TOTAL.			Charges.	TOTAL.		
	Previous	1928-29	Total		Previous	1928-29.	Total
	Rs.	Rs.	Rs		Rs.	Rs	Rs
<b>I DIRECT RECEIPTS</b>							
1 Water-rates from Irrigation .	27,469	103	27,572	I—EXTENSIONS AND IMPROVEMENTS.			
5. Plantations ..	18,125	..	18,182	1 Head Works ..	634	.	634
6. Other canal produce ..		57			Total ..	634	
11 Miscellaneous receipts .	4,152	707	4,859				
12. Deduct—Refunds.	..	..	..	11.—MAINTENANCE AND REPAIRS.			
Total .	49,746	867	50,613	1 Head Works ..	15,498	..	15,498
<b>I.—INDIRECT RECEIPTS.</b>				2. Main Canals and Branches ..	5,255	199	5,454
Irrigation share of Land Revenue collected in the Civil Department.	41,342	916	42,258	3. Distributaries	670	..	670
				Total	21,423	199	21,622
				<b>IV—ESTABLISHMENT.</b>			
				1 and 2. Direction and Accounts	22,145	370	22,515
				3 Executive ..			
				Pensionary charges	92	52	144
Total ..	41,342	916	42,258	Total ..	22,237	422	22,659
Total, Receipts ..	91,088	1,783	92,871	<b>V—TOOLS AND PLANT ..</b>	337	9	346
Carried over .	91,088	1,783	92,871	Carried over .	44,631	630	45,261

DAMBAL TANK.

TANK PROJECT.

No. 3.—Revenue Account for, and to end of, 1928-29.

Receipts.	TOTAL.			Charges	TOTAL.		
	Previous.	1928-29.	Total.		Previous	1928-29	Total
	Rs.	Rs.	Rs.		Rs.	Rs.	Rs.
Brought forward ..	91,088	1,783	92,871	Brought forward ..	44,631	630	45,261
				VI—REFUNDS OF REVENUE ..	126	..	126
				Total .	44,757	630	45,387
				Share of Collection Charges in the Civil Department } -170 } 5,661 }		95	5,586
				Total, Direct Charges .	50,248	725	50,973
				Indirect Charges debitable to Revenue Account as per Account No. 5 ..	3,177	2	3,179
				Total, Charges ..	53,425	727	54,152
				Balance Revenue Net ..	37,663	1,056	38,719
GRAND TOTAL ..	91,088	1,783	92,871	GRAND TOTAL .	91,038	1,783	92,871

N.B.—Last Capital Account detailed in the Administrative Accounts for 1885-86  
 Construction Estimate closed on 31st March 1886—vide G. R. No 1411, dated 12th September 1893.  
 Completion Report approved in G. R. No 1138, dated 16th July 1894.



## DAMBAL TANK.

## TANK PROJECT.

No. 4.—Interest Account for, and to end of, 1928-29.

	Amount. Rs.		Amount. Rs.
Total interest charges to end of 1927-28 .. .. .	1,14,335	Net Revenue realized to end of 1927-28 as per No. 3 ..	37,663
Interest charges for the year 1928-29 .. .. .	2,023	Net Revenue realized during 1928-29 as per No 3 ..	1,056
On Rs. 60,847 outlay to end of the year 1916-17 at the average rate 3 3,252 per cent. ..Rs. 2,023		Total Net Revenue realized to end of the year as per No 3 .. ..	38,719
		Balance net interest charges ..	77,639
Total ..	1,16,358	Total ..	1,16,358

No. 5.—Account of Indirect Charges for, and to end of, 1928-29.

Particulars.	Previous	1928-29.	Total.	Particulars	Previous	1928-29.	Total.
	Rs	Rs	Rs.		Rs.	Rs.	Rs.
CAPITAL ACCOUNT.		Nil.		REVENUE ACCOUNT.			
				1. Capitalized abatement of Land Revenue ..	124	..	124
				2. Leave and Pension Allowances ..	3,016	..	3,016
				3. Audit and Accounts Establishment ..	37	2	39
Tota .. .. .	..	..	..	Total ..	3,177	2	3,179

MEDLERI TANK.

TANK PROJECT.

No. 3.—Revenue Account for, and to end of, 1928-29.

Receipts.	TOTAL.			Charges.	TOTAL.		
	Previous	1928-29	Total		Previous.	1928-29	Total
	Rs.	Rs.	Rs.		Rs.	Rs.	Rs.
<b>I—DIRECT RECEIPTS.</b>				<b>I—EXTENSIONS AND IMPROVEMENTS.</b>			
1. Water-rates from Irrigation.	24,643	825	25,468	1. Head Works .	141	..	141
5. Plantations .	3,019	..	3,019	Total .	141	..	141
6 * Other canal produce.							
11. Miscellaneous receipts ..	245	277	522	<b>II—MAINTENANCE AND REPAIRS</b>			
12. Deduct—Re-funds ..	..	..	..	1. Head Works	16,058	..	16,058
Total ..	27,907	1,102	29,009	2. Main Canals and Branches	2,925	341	3,266
<b>II.—INDIRECT RECEIPTS.</b>				3 Distributaries.	2,191	..	2,191
Irrigation share of Land Revenue collected in the Civil Department	..	..	..	Total .	21,174	341	21,515
				<b>IV.—ESTABLISHMENT.</b>			
				1 and 2 Direction and Accounts	21,061	635	21,696
				3. Executive .			
				Pensionary charges	430	89	519
				Total ..	21,491	724	22,215
				<b>V—TOOLS AND PLANT</b>			
				..	244	15	259
Total, Receipts ..	27,907	1,102	29,009	Carried over .	43,050	1,080	44,130
Carried over ..	27,907	1,102	29,009				

## MEDLERI TANK.

## TANK PROJECT.

No. 3.—Revenue Account for, and to end of, 1928-29.

Receipts.	TOTAL			Charges	TOTAL		
	Previous.	1928-29.	Total.		Previous.	1928-29	Total.
	Rs.	Rs.	Rs.		Rs.	Rs.	Rs.
Brought forward ..	27,907	1,102	29,009	Brought forward.	3,050	1,080	44,130
				VI—REFUNDS OF REVENUE..	299	..	299
				Total ..	43,349	1,080	44,429
				Share of Collection Charges in the Civil Department.	{ -117 1,213 }	25	1,121
				Total, Direct Charges ..	44,445	1,105	45,550
				Indirect Charges debitable to Revenue Account as per Account No 5 ..	2,565	3	2,568
				Total, Charges ..	47,010	1,108	48,118
				Balance Net Revenue ..	-19,103	-6	-19,109
GRAND TOTAL ..	27,907	1,102	29,009	GRAND TOTAL ..	27,907	1,102	29,009

N.B.—Last Capital Account detailed in the Administrative Accounts for 1885-86.  
Construction Estimate closed on 31st March 1886, vide G R No. 1411, dated 12th September 1893.  
Completion Report approved in G. R. No. 1138, dated 16th July 1894.

MEDLERI TANK

TANK PROJECT.

No. 4.—Interest Account for, and to end of, 1928-29.

		Amount. Rs.			Amount. Rs.
Total interest charges to end of 1927-28 .. ..		1,37,933	Net Revenue realized to end of 1927-28 as per No. 3 ..		-19,103
Interest charges for the year 1928-29 .. ..		2,605	Net Revenue realized during 1928-29 as per No. 3 ..		-6
On Rs. 78,354 outlay to end of the year 1916-17 at the average rate of 3.3,252 per cent...	Rs. 2,605		Total Net Revenue realized to end of the year as per No. 3 .. ..		-19,109
			Balance net interest charges ..		1,59,647
Total ..		1,40,538	Total ..		1,40,538

No. 5—Account of Indirect Charges for, and to end of, 1928-29.

Particulars.	Previous	1928-29.	Total.	Particulars.	Previous	1928-29.	Amount.
	Rs.	Rs.	Rs.		Rs.	Rs.	Rs.
CAPITAL ACCOUNT.		Nil.		REVENUE ACCOUNT.			
				1. Capitalized abatement of Land Revenue ..	..	..	..
				2. Leave and Pension Allowances ..	2,517	..	2,517
				3. Audit and Accounts Establishment ..	48	3	51
				Total ..	2,565	3	2,568

## HARTALA TANK.

## TANK PROJECT.

No. 3.—Revenue Account for, and to end of, 1928-29.

Receipts.	TOTAL.			Charges.	TOTAL.		
	Previous	1928-29.	Total.		Previous.	1928-29.	Total.
	Rs.	Rs.	Rs.		Rs.	Rs.	Rs.
<b>I.—DIRECT RECEIPTS.</b>				<b>I—EXTENSIONS AND IMPROVEMENTS.</b>			
1. Water rates from irrigation ..	18,876	94	18,970	1. Head Works ..	5,011	..	5,011
3. Sales of water ..	140	..	140	2 Main Canals and Branches ..	584	..	584
5. Plantations ..	287	..	287				
6. Other canal produce ..	15,757	50	16,307				
10. Fines ..	260	..	260	Total ..	5,595	..	5,595
11. Miscellaneous receipts ..	22,454	282	22,736				
12. <i>Deduct—</i> refunds ..	..	2	2	<b>II—MAIN-TENANCE AND REPAIRS.</b>			
				1. Head Works ..	6,917	190	7,107
				2 Main Canals and Branches ..	3,148	304	3,452
				3. Distributaries..	1,364	..	1,364
Total ..	57,774	924	58,698	Total ..	11,429	494	11,923
<b>II.—INDIRECT RECEIPTS.</b>				<b>IV.—ESTABLISHMENT</b>			
Irrigation share of Land Revenue collected in the Civil Department.	..	..	..	1 and 2. Direction and Accounts ..	11,225	346	11,571
				3. Executive ..			
				Pensionary charges	87	48	135
				Total ..	11,312	394	11,706
Total, Receipts..	57,774	924	58,698	<b>V.—TOOLS AND PLANT</b> ..	351	19	370
Carried over ..	57,774	924	58,698	Carried over ..	28,687	907	29,594

HARTALA TANK.

TANK PROJECT.

No. 3.—Revenue Account for, and to end of, 1928-29

Receipts.	TOTAL.			Charges.	TOTAL		
	Previous.	1928-29.	Total.		Previous.	1928-29	Total.
	Rs.	Rs.	Rs		Rs.	Rs.	Rs.
Brought forward ..	57,774	924	58,698	Brought forward..	28,687	907	29,594
				VI—REFUNDS OF REVENUE ..	2,957	..	2,957
				Total ..	31,644	907	32,551
				Share of collection charges in the Civil Department	1,737	11	1,748
				Total, Direct Charges ..	33,381	918	34,299
				Indirect Charges debitable to Re- venue Account as per Account No. 5	1,539	5	1,544
				Total, Charges ..	34,920	923	35,843
				Balance Net Revenue ..	22,854	1	22,855
GRAND TOTAL ..	57,774	924	58,698	GRAND TOTAL .	57,774	924	58,698

N.B.—Last Capital Account detailed in the Administrative Accounts for 1886-87.  
Construction Estimate closed on 31st March 1887—vide G. R. No. 1411, dated 12th September 1879.  
Completion Report approved in G. R. No. 1224, dated 31st July 1894.

## HARTALA TANK.

## TANK PROJECT.

## No. 4.—Interest Account for, and to end of, 1928-29.

	Amount. Rs.		Amount. Rs.
Total interest charges to end of 1927-28 .. ..	1,00,324	Net Revenue realized to end of 1927-28 as per No 3 .. ..	22,854
Interest charges for the year 1928-29 .. ..	1,594	Net Revenue realized during 1928-29 as per No. 3 .. ..	1
On Rs. 47,948 outlay to end of the year 1916-17 at the average rate 3 3,252 per cent. .. ..	Rs. 1,594	Total. Net Revenue realized to end of the year as per No. 3 .. ..	22,855
		Balance net interest charges .. ..	79,063
Total .. ..	1,01,918	Total .. ..	1,01,918

## No. 5.—Account of Indirect Charges for, and to end of, 1928-29.

Particulars.	1928-29.			Particulars.	1928-29.		
	Previous.	Rs.	Total.		Previous.	Rs.	Total.
	Rs.	Rs.	Rs.		Rs.	Rs.	Rs.
CAPITAL ACCOUNT.	..	.	..	REVENUE ACCOUNT.			
				1. Capitalized abatement of Land Revenue .. ..	..	..	..
				2. Leave and Pension Allowances .. ..	1,500	..	1,500
				3. Audit and Accounts Establishment .. ..	39	5	44
Total .. ..	..	..	..	Total .. ..	1,539	5	1,544

MHASWA TANK.

TANK PROJECT.

No. 3.—Revenue Account for, and to end of, 1928-29

Receipts.	TOTAL.			Charges.	TOTAL.		
	Previous.	1928-29.	Total.		Previous.	1928-29.	Total.
	Rs.	Rs.	Rs.		Rs.	Rs.	Rs.
<b>I.—DIRECT RECEIPTS.</b>				<b>I—EXTENSIONS AND IMPROVEMENTS</b>			
1. Water-rates from Irrigation ..	40,836	535	41,371	1. Head Works	6,774	..	6,774
3. Sales of water..	14	..	14	2. Main Canals and Branches ..	4,037	..	4,037
5. Plantations ..	14,732	241	15,722	3. Distributaries	586	..	586
6. Other canal produce ..		749					
9. Rents of buildings ..	154	..	154				
10. Fines ..	5	..	5	<b>Total ..</b>	<b>11,397</b>	<b>..</b>	<b>11,397</b>
11. Miscellaneous receipts ..	20,409	599	21,008				
12. Deduct Refunds ..	1	8	9	<b>II.—MAINTENANCE AND REPAIRS.</b>			
				1. Head Works	4,677	51	4,728
				2. Main Canals and Branches ..	12,748	947	13,695
				3. Distributaries..	16,559	..	16,559
<b>Total ..</b>	<b>76,149</b>	<b>2,116</b>	<b>78,265</b>	<b>Total ..</b>	<b>33,984</b>	<b>998</b>	<b>34,982</b>
<b>II.—INDIRECT RECEIPTS.</b>				<b>IV—ESTABLISHMENT.</b>			
Irrigation share of Land Revenue collected in the Civil Department	..	..	..	1 and 2. Direction and Accounts ..	32,075	696	32,771
				3. Executive ..			
				Pensionary charges	73	97	270
				<b>Total</b>	<b>32,248</b>	<b>793</b>	<b>33,041</b>
				<b>V—TOOLS AND PLANT ..</b>	<b>1,559</b>	<b>39</b>	<b>1,608</b>
<b>Total Receipts ..</b>	<b>76,149</b>	<b>2,116</b>	<b>78,265</b>	<b>Carried over ..</b>	<b>79,198</b>	<b>1,830</b>	<b>81,028</b>
<b>Carried over ..</b>	<b>76,149</b>	<b>2,116</b>	<b>78,265</b>				



## MHASWA TANK.

## TANK PROJECT.

No. 3.—Revenue Account for, and to end of, 1928-29.

Receipts.	TOTAL.			Charges.	TOTAL.		
	Previous.	1928-29.	Total.		Previous.	1928-29.	Total.
	Rs.	Rs.	Rs.		Rs.	Rs.	Rs.
Brought forward ..	76,149	2,116	78,265	Brought forward ..	79,198	1,830	81,028
				Profit and Loss ..	149	..	149
				VI.—REFUNDS OF REVENUE ..	212	..	212
				Total ..	79,559	1,830	81,389
				Share of collection charges in the Civil Department.	1,843	16	1,859
				Total Direct Charges ..	81,402	1,846	83,248
				Indirect Charges debitable to Revenue Account as per Account No. 5 ..	4,676	10	4,686
				Total Charges ..	86,078	1,856	87,934
				Balance Net Revenue ..	-9,929	260	-9,669
GRAND TOTAL ..	76,149	2,116	78,265	GRAND TOTAL ..	76,149	2,116	78,265

N.B.—Last Capital Account detailed in the Administrative Accounts for 1893-94.  
Construction Estimate closed on 31st March 1887, vide G. R. No. 1411, dated 12th September 1893.  
Completion Report approved in G. R. No. 1224, dated 31st July 1894.

MHASWA TANK.

TANK PROJECT.

No. 4 —Interest Account for, and to end of, 1928-29.

	Amount Rs.		Amount Rs.
Total interest charges to end of 1927-28 .. ..	2,45,600	Net Revenue realized to end of 1927-28 as per No 3 .. ..	—9,929
Interest charges for the year 1928-29 .. ..	4,282	Net Revenue realized during 1928-29 as per No 3 .. ..	260
On Rs. 1,28,781 outlay to end of the year 1916-17 at the average rate 3 3,252 per cent. .. ..	Rs. 4,282	Total Net Revenue realized to end of the year as per No. 3 .. ..	—9,669
		Balance net interest charges .. ..	2,59,551
Total .. ..	2,49,882	Total .. ..	2,49,882

No. 5.—Account of Indirect Charges for, and to end of, 1928-29.

Particulars.	Previous.	1928-29.	Total.	Particulars.	Previous.	1928-29.	Total.
	Rs.	Rs.	Rs.		Rs.	Rs.	Rs.
CAPITAL ACCOUNT.	..	..	..	REVENUE ACCOUNT.			
				1. Capitalized abatement of Land Revenue ..	120	..	120
				2. Leave and Pension Allowances ..	4,477	..	4,477
				3. Audit and Accounts Establishment ..	79	10	89
	..	..	..	Total ..	4,676	10	4,686

## MADAG TANK.

## TANK PROJECT.

No. 3.—Revenue Account for, and to end of, 1928-29.

Receipts.	TOTAL.			Charges	TOTAL.		
	Previous.	1928-29	Total		Previous.	1928-29.	Total.
	Rs.	Rs.	Rs.		Rs.	Rs.	Rs.
<b>I.—DIRECT RECEIPTS.</b>				<b>I.—EXTENSIONS AND IMPROVEMENTS.</b>			
1 Water-rates from Irrigation .	1,24,631	1,971	1,26,602	2. Main Canals and Branches .	1,537	..	1,537
5. Plantations ..	10,057	..	11,009	Total ..	1,537	..	1,537
6 Other canal produce .		952					
11. Miscellaneous receipts ..	450	114	564				
Total ..	1,35,138	3,037	1,38,175	<b>II.—MAINTENANCE AND REPAIRS</b>			
<b>II.—INDIRECT RECEIPTS.</b>				1. Head Works .	4,604	..	4,604
Irrigation share of Land Revenue collected in the Civil Department	..	..	..	2 Main Canals and Branches .	53,362	649	54,011
				Total ..	57,966	649	58,615
				<b>III.—COMPENSATION</b> ..	..	..	..
				<b>IV.—ESTABLISHMENT.</b>			
				1 and 2 Direction and Accounts	45,649	1,207	46,856
				3. Executive ..			
				Pensionary charges	294	169	463
				Total ..	45,943	1,376	47,319
<b>Total, Receipts ..</b>	<b>1,35,138</b>	<b>3,037</b>	<b>1,38,175</b>	<b>V.—TOOLS AND PLANT</b> ..	877	28	905
<b>Carried over ..</b>	<b>1,35,138</b>	<b>3,037</b>	<b>1,38,175</b>	<b>Carried over ..</b>	<b>1,06,323</b>	<b>2,053</b>	<b>1,08,376</b>

MADAG TANK.

TANK PROJECT.

No. 3.—Revenue Account for, and to end of, 1928-29.

Receipts.	TOTAL.			Charges.	TOTAL.		
	Previous.	1928-29	Total		Previous	1928-29	Total
	Rs.	Rs.	Rs.		Rs.	Rs.	Rs.
Brought forward ..	1,35,138	3,037	1,38,175	Brought forward	1,06,323	2,053	1,08,376
				VI—REFUNDS OF REVENUE..	..	..	..
				<hr/> Total ..	1,06,323	2,053	1,08,376
				Share of collection charges in the Civil Department.	{ —493 6,110	59	5,676
				Total, Direct Charges ..	1,11,940	2,112	1,14,052
				Indirect Charges debitable to Revenue Account as per No. 5	6,778	6	6,784
				Total Charges	1,18,718	2,118	1,20,836
				Balance, Revenue Net ..	16,420	919	17,339
GRAND TOTAL ..	1,35,138	3,037	1,38,175	GRAND TOTAL .	1,35,138	3,037	1,38,175

N.B.—Last Capital Account detailed in the Administrative Accounts for 1888-89. Construction Estimate closed on 31st March 1889—vide G. R. No. 1411, dated 12th September 1893. Completion Report approved in G. R. No. 1138, dated 16th July 1894.

## MADAG TANK.

## TANK PROJECT.

*No. 4.—Interest Account for, and to end of, 1928-29.*

	Amount. Rs.		Amount. Rs.
Total interest charges to end of 1927-28 .. .. .	3,72,437	Net Revenue realized to end of 1927-28 as per No. 3 .. .. .	16,420
Interest charges for the year 1928-29 .. .. .	5,362	Net Revenue realized during 1928-29 as per No. 3 .. .. .	919
On Rs. 1,61,248 outlay to end of the year 1916-17 at the average rate 3.3252 per cent. ..	Rs. 5,362	Total Net Revenue realized to end of the year as per No. 3..	17,339
		Balance net interest charges ..	3,60,460
Total ..	3,77,799	Total ..	3,77,799

*No. 5.—Account of Indirect Charges for, and to end of, 1928-29.*

Particulars.	Previous	1928-29.	Total.	Particulars.	Previous.	1928 29.	Total.
	Rs.	Rs.	Rs.		Rs.	Rs.	Rs.
CAPITAL ACCOUNT.		Nil.		REVENUE ACCOUNT.			
				2. Leave and Pension Allowances ..	6,729	..	6,729
				3. Audit and Accounts Establishment ..	49	6	55
				Total ..	6,778	6	6,784

ASUNDI TANK.

TANK PROJECT.

No. 3.—Revenue Account for, and to end of, 1928-29.

Receipts.	TOTAL.			Charges.	TOTAL.		
	Previous.	1928-29.	Total.		Previous.	1928-29.	Total.
	Rs.	Rs.	Rs.		Rs.	Rs.	Rs.
<b>I.—DIRECT RECEIPTS.</b>				<b>I.—EXTENSIONS AND IMPROVEMENTS.</b>			
1. Water-rates from Irrigation .	23,008	519	23,527	1. Head Works .	219	..	219
5. Plantations ..	3,713	..	3,716	Total	219	..	219
6. Other canal produce ..				3			
10. Fines ..	19	..	19				
11. Miscellaneous receipts ..	69	106	175				
12. Deduct—Refunds ..	..	..	..				
Total ..	26,869	628	27,437	<b>II.—MAINTENANCE AND REPAIRS.</b>			
				1. Head Works .	24,757	..	24,757
<b>II.—INDIRECT RECEIPTS.</b>				2. Main Canals and Branches	2,264	398	2,662
Irrigation share of Land Revenue collected in the Civil Department.	25,576	686	27,262	3. Distributaries	2,043	..	2,043
				Total .	29,064	398	29,462
				<b>III.—COMPENSATION</b> ..	..	..	..
				<b>IV.—ESTABLISHMENT.</b>			
				1. and 2. Direction and Accounts	26,505	741	27,246
				3. Executive .			
				Pensionary charges.	187	104	287
				Total ..	26,688	845	27,533
Total ..	26,576	686	27,262	<b>V.—TOOLS AND PLANT</b> ..	670	18	688
Total, Receipts ..	53,385	1,314	54,699				
Carried over ..	53,385	1,314	54,699	Carried over	56,641	1,261	57,902

## ASUNDI TANK.

## TANK PROJECT.

No. 3.—Revenue Account for, and to end of, 1928-29.

Receipts.	TOTAL.			Charges.	TOTAL.		
	Previous.	1928-29	Total		Previous.	1928-29.	Total.
	Rs.	Rs.	Rs.		Rs.	Rs.	Rs.
Brought forward .	53,385	1,314	54,699	Brought forward ..	56,641	1,261	57,902
				VI—REFUND S OF REVENUE..	..	..	..
				Suspense Account..	..	..	..
				Total ..	56,641	1,261	57,902
				Share of collection charges in the Civd Department	3,703	84	3,787
				Total, Direct Charges .	60,344	1,345	61,689
				Indirect charges debitable to Revenue Account as per Account No. 5 ..	3,562	4	3,566
				Total Charges ..	63,906	1,349	65,255
				Balance Net Revenue ..	-10,521	-35	-10,556
GRAND TOTAL .	53,385	1,314	54,699	GRAND TOTAL ..	53,385	1,314	54,699

*N.B.*—Last Capital Account detailed in the Administrative Accounts for 1889-90.  
Construction Estimate closed on 31st March 1890—vide G. R. No. 1411, dated 12th September 1893.  
Completion Report approved in G. R. No. 1138, dated 16th July 1894.

ASUNDI TANK.

TANK PROJECT.

No. 4.—Interest Account for, and to end of, 1928-29.

	Amount. Rs.		Amount. Rs.
Total interest charges to end of 1927-28 .. .. .	1,01,574	Net Revenue realized to end of 1927-28 as per No. 3 ..	-10,521
Interest charges for the year 1928-29 .. .. .	2,020	Net Revenue realized during 1928-29 as per No. 3 .. .. .	-35
On Rs. 60,741 outlay to end of the year 1916-17 at the average rate 3.3252 per cent. ..	2,020	Total, Net Revenue realized to end of the year as per No. 3.	-10,556
		Balance net interest charges ..	1,14,150
Total ..	1,03,594	Total ..	1,03,594

No. 5.—Account of Indirect Charges for, and to end of, 1928-29.

Particulars.	Previous.	1928-29.	Total.	Particulars.	Previous.	1928-29.	Total
	Rs.	Rs.	Rs.		Rs.	Rs.	Rs.
CAPITAL ACCOUNT.		Nil.		REVENUE ACCOUNT.			
				1. Capitalized abatement of Land Revenue ..	9	..	9
				2. Leave and Pension Allowances ..	3,527	..	3,527
				3. Audit and Accounts Establishment .. .. .	26	4	30
Total .	..	..	..	Total ..	3,562	4	3,566



## EKruk TANK.

## TANK PROJECT.

No. 3.—Revenue Account for, and to end of, 1928-29.

Receipts.	TOTAL.			Charges.	TOTAL.		
	Previous.	1928-29.	Total.		Previous.	1928-29.	Total.
<b>I.—DIRECT RECEIPTS.</b>	Rs.	Rs.	Rs.	<b>I.—EXTENSIONS AND IMPROVEMENTS.</b>	Rs.	Rs.	Rs.
1. Water-rates from Irrigation ..	9,45,592	31,456	9,77,048	1. Head Works ..	11,142	..	11,142
3. Sales of water ..	13,11,980	88,169	14,00,149	2. Main Canals and Branches ..	50,221	109	50,330
4. Water-supply of towns ..	2,66,390	..	2,66,390	3. Distributaries ..	1,075	..	1,075
5. Plantations ..	..	..	..				
6. Other canal produce ..	2,46,546	7,295	2,53,841				
9. Rents of buildings ..	1,361	15	1,376	Total ..	62,438	109	62,547
10. Fines ..	188	..	188				
11. Miscellaneous receipts ..	38,320	1,615	39,935	<b>II.—MAINTENANCE AND REPAIRS.</b>			
12. Deduct—Refunds ..	5,120	..	5,120	1. Head Works .	1,11,824	2,024	1,13,848
Total ..	28,05,257	1,28,550	29,33,807	2. Main Canals and Branches ..	3,19,883	9,618	3,29,501
				3. Distributaries ..	8,165	..	8,165
				Total ..	4,39,872	11,642	4,51,514
<b>II.—INDIRECT RECEIPTS.</b>							
Irrigation share of Land Revenue collected in the Civil Department ..	..	..	..	<b>III.—COMPENSATION</b> ..	69	..	69
				<b>IV.—ESTABLISHMENT.</b>			
				1 and 2. Direction and Accounts. }	3,08,608	9,299	3,17,907
				3. Executive .. }			
				Pensionary charges.	2,566	1,302	3,868
				Total ..	3,11,174	10,601	3,21,775
Total Receipts ..	28,05,257	1,28,550	29,33,807	<b>V.—TOOLS AND PLANT</b> ..	10,953	453	11,406
Carried over ..	28,05,257	1,28,550	29,33,807	Carried over ..	8,24,506	22,805	8,47,311

ADMINISTRATIVE ACCOUNTS FOR THE YEAR 1928-29.

151

EKRUK TANK.

TANK PROJECT.

No. 3.—Revenue Account for, and to end of, 1928-29.

Receipts	TOTAL.			Charges	TOTAL.		
	Previous.	1928-29.	Total		Previous	1928-29.	Total
	Rs	Rs	Rs		Rs.	Rs.	Rs.
Brought over ..	28,05,257	1,28,550	29,33,807	Brought over	8,24,506	22,805	8,47,311
				VI.—REFUNDS OF REVENUE.	1,157	..	1,157
				Suspense Account .	— 71	..	— 71
				Total ..	8,25,592	22,805	8,48,397
				Share of collection charges in the Civil Department	71,064	3,587	74,651
				Total, Direct Charges	8,96,656	26,392	9,23,048
				Indirect Charges debitable to Revenue Account as per Account No 5	45,294	118	45,412
				Total Charges ..	9,41,950	26,510	9,68,460
				Balance Net Revenue ..	18,63,307	1,02,040	19,65,347
GRAND TOTAL ..	28,05,257	1,28,550	29,33,807	GRAND TOTAL ..	28,05,257	1,28,550	29,33,807

N.B.—Last Capital Account detailed in the Administrative Accounts for 1895-96 Construction Estimate closed on 31st March 1891—vide G. R. No. 1253, dated 8th July 1891.

## EKRUK TANK.

## TANK PROJECT.

No. 4.—Interest Account for, and to end of, 1982-29.

	Amount Rs.		Amount Rs.
Total interest charges to end of 1927-28 .. ..	26,79,571	Net Revenue realized to end of 1927-28 as per No. 3 .. ..	18,63,307
Interest charges for the year 1928-29 .. ..	40,837	Net Revenue realized during 1928-29 as per No. 3 .. ..	1,02,040
On Rs 12,28,117 outlay to end of the year 1916-17 at the average rate 3.3,252 per cent.		Total Net Revenue realized to end of the year as per No. 3 .. ..	19,65,347
		Balance net interest charges .. ..	7,55,061
Total ..	27,20,408	Total ..	27,20,408

No. 5.—Account of Indirect Charges for, and to end of, 1928-29.

Particulars.	Previous.	1928-29.	Total.	Particulars.	Previous	1928-29.	Total.
CAPITAL ACCOUNT.	..	..	..	REVENUE ACCOUNT.	Rs.	Rs.	Rs.
				1. Capitalized abatement of Land Revenue .. ..	..	..	..
				2. Leave and Pension Allowances .. ..	44,615	..	44,615
				3. Audit and Accounts Establishment .. ..	679	118	797
Total ..	..	..	..	Total ..	45,294	118	45,412

MUCHKUNDI TANK.

TANK PROJECT.

No. 3.—Revenue Account for, and to end of, 1928-29.

Receipts.	TOTAL.			Charges.	TOTAL.		
	Previous.	1928-29.	Total.		Previous.	1928-29	Total.
	Rs.	Rs.	Rs.		Rs.	Rs.	Rs.
<b>I.—DIRECT RECEIPTS.</b>				<b>I.—EXTENSIONS AND IMPROVEMENTS.</b>			
1. Water-rates from Irrigation ..	2,980	109	3,089	1. Head Works ..	410	.	410
3. Sales of water ..	330	..	330	2. Main Canals and Branches ..	511		511
5. Plantations ..	19,090	..	19,090	Total ..	921	..	921
6. Other canal produce. }				4			
10. Fines ..	50	..	50				
11. Miscellaneous receipts ..	12,264	..	12,264	<b>II.—MAINTENANCE AND REPAIRS.</b>			
12. Deduct—Refunds ..	1	..	1	1. Head Works ..	5,084	.	5,084
Total ..	34,713	113	34,826	2. Main Canals and Branches ..	16,292	873	17,165
				Total ..	21,376	873	22,249
<b>II.—INDIRECT RECEIPTS.</b>							
Irrigation share of Land Revenue collected in the Civil Department.	..	..	..	<b>IV.—ESTABLISHMENT.</b>			
				1 and 2 Direction and Accounts ..	16,939	655	17,594
				3. Executive ..			
				Pensionary charges.	413	92	505
				Total ..	17,352	747	18,099
				<b>V.—TOOLS AND PLANT ..</b>	601	38	639
Total, Receipts ..	34,713	113	34,826				
Carried over ..	34,713	113	34,826	Carried over ..	40,250	1,658	41,908

## MUCHKUNDI TANK.

## TANK PROJECT.

No. 3.—Revenue Account for, and to end of, 1928-29.

Receipts.	TOTAL.			Charges.	TOTAL.		
	Previous.	1928-29.	Total.		Previous.	1928-29.	Total.
Brought over ..	Rs. 34,713	Rs. 113	Rs. 34,826	Brought over	Rs. 40,250	Rs. 1,658	Rs. 41,908
				VI—REFUNDS OF REVENUE	..	..	..
				Total	40,250	1,658	41,908
				Share of Collection Charges in the Civil Department	149	3	152
				Total, Direct Charges .	40,399	1,661	42,060
				Indirect Charges debitable to Revenue Account as per Account No. 5 .	2,054	9	2,063
				Total, Charges .	42,453	1,670	44,123
				Balance Net Revenue ..	-7,740	-1,557	-9,297
GRAND TOTAL ..	34,713	113	34,826	GRAND TOTAL .	34,713	113	34,826

N.B.—Last Capital Account detailed in the Administrative Accounts for 1890-91.  
Construction Estimate closed on 31st March 1891, vide G. R. No. 1411, dated 12th September 1893.  
Completion Report approved in G. R. No. 662, dated 12th April 1894.

MUCHKUNDI TANK.

TANK PROJECT.

No. 4.—Interest Account for, and to end of, 1928-29.

	Amount. Rs.		Amount. Rs.
Total interest charges to end of 1927-28 .. .. .	2,36,980	Net Revenue realized to end of 1927-28 as per No. 3 .. .. .	—7,740
Interest charges for the year 1928-29 .. .. .	4,663	Net Revenue realized during 1928-29 as per No. 3 .. .. .	—1,557
On Rs. 1,40,217 outlay to end of the year 1916-17 at the average rate 3.3252 per cent. ..	4,663	Total, Net Revenue realized to end of the year as per No. 3 .. .. .	—9,297
		Balance net interest charges .. .. .	2,50,940
Total .. .. .	2,41,643	Total .. .. .	2,41,643

No. 5.—Account of Indirect Charges for, and to end of, 1928-29.

Particulars.	Previous.	1928-29.	Total.	Particulars:	Previous.	1928-29.	Total.
	Rs.	Rs.			Rs.	Rs.	
CAPITAL ACCOUNT.		Nil.		REVENUE ACCOUNT.			
				1. Capitalized abatement of Land Revenue .. .. .	..	..	..
				2. Leave and Pension Allowances .. .. .	1,957	..	1,957
				3. Audit and Accounts Establishment .. .. .	97	9	106
			Total .. .. .	2,054	9	2,063	

## BHADALWADI TANK.

## TANK PROJECT.

No. 3.—Revenue Account for, and to end of, 1928-29.

Receipts	TOTAL			Charges.	TOTAL.		
	Previous	1928-29	Total.		Previous.	1928-29.	Total
	Rs.	Rs.	Rs.		Rs.	Rs.	Rs.
<b>I.—DIRECT RECEIPTS.</b>				<b>I.—EXTENSIONS AND IMPROVEMENTS.</b>			
1 Water-rates from Irrigation ..	1,54,190	9,176	1,63,366	1. Head Works ..	1,092	..	1,092
3 Sales of water ..	18	..	18	2. Main Canals and Branches ..	1,997	..	1,997
5 Plantations ..	55	..	55	3 Distributaries..	158	..	158
6 Other canal produce ..	18,150	113	18,263	Total ..	3,247	..	3,247
10 Fines ..	91	3	94				
11 Miscellaneous receipts ..	3,517	275	3,792	<b>II.—MAINTENANCE AND REPAIRS.</b>			
12. <i>Deduct</i> —Refunds ..	24	..	24	1. Head Works ..	10,735	41	10,776
				2. Main Canals and Branches ..	764	..	764
				3. Distributaries.	44,530	1,557	46,087
Total ..	1,75,997	9,567	1,85,564	Total ..	56,029	1,598	57,627
<b>II.—INDIRECT RECEIPTS.</b>				<b>IV.—ESTABLISHMENT.</b>			
Irrigation share of Land Revenue collected in the Civil Department.	..	..	..	1 & 2. Direction and Accounts ..	53,918	2,173	56,091
				3. Executive ..			
				Pensionary charges	589	304	893
				Total ..	54,507	2,477	56,984
Total, Receipts ..	1,75,997	9,567	1,85,564	<b>V.—TOOLS AND PLANT</b> ..	2,533	35	2,568
Carried over ..	1,75,997	9,567	1,85,564	Carried over ..	1,16,316	4,110	1,20,426

ADMINISTRATIVE ACCOUNTS FOR THE YEAR 1928-29.

157

BHADALWADI TANK.

TANK PROJECT.

No. 3.—Revenue Account for, and to end of, 1928-29.

Receipts.	TOTAL.			Charges	TOTAL.		
	Previous.	1928-29.	Total		Previous	1928-29	Total
	Rs.	Rs	Rs		Rs.	Rs.	Rs.
Brought forward .	1,75,997	9,567	1,85,564	Brought forward .	1,16,315	4,110	1,20,426
				VI.—REFUNDS OF REVENUE .	46	..	46
				Total ..	1,16,362	4,110	1,20,472
				Share of collection charges in the Civil Department. }	-874 7,536	275	6,997
				Total Direct Charges ..	1,23,084	4,385	1,27,469
				Indirect Charges debitable to Revenue Account as per Account No. 5 ..	7,097	16	7,113
				Total Charges ..	1,30,181	4,401	1,34,582
				Balance Net Revenue ..	45,816	5,166	50,982
GRAND TOTAL .	1,75,997	9,567	1,85,564	GRAND TOTAL ..	1,75,997	9,567	1,85,564

NB—Last Capital Account detailed in the Administrative Accounts for 1895-96  
Construction estimate closed on 31st March 1891—vide G R No 1411, dated 12th September 1893  
Completion Report approved in G. R No 827, dated 17th May 1894



## BHADALWADI TANK,

## TANK PROJECT.

## No. 4.—Interest Account for, and to end of, 1928-29.

	Amount.			Amount.	
	Rs.			Rs.	
Total interest charges to end of 1927-28 .. ..	3,79,371		Net Revenue realized to end of 1927-28 as per No. 3 .. ..		45,816
Interest charges for the year 1928-29 .. ..	7,087		Net Revenue realized 'during 1928-29 as per No. 3 .. . .		5,166
On Rs. 2,13,115 outlay to end of the year 1916-17 at the average rate 3 3252 per cent. ..	Rs. 7,087		Total Net Revenue realized to end of the year as per No. 3 .. ..		50,982
			Balance net interest charges ..		3,35,476
Total ..	3,86,458		Total ..		3,86,458

## No. 5.—Account of Indirect Charges for, and to end of, 1928-29.

Particulars.	Previous.	1928-29.	Total.	Particulars.	Previous.	1928-29.	Total.
	Rs.	Rs.	Rs.		Rs.	Rs.	Rs.
CAPITAL ACCOUNT.		Nil.		REVENUE ACCOUNT.			
				1. Capitalized abatement of Land Revenue .. ..	..	..	..
				2. Leave and Pension Allowances ..	6,965	..	6,965
				3. Audit and Accounts Establishment ..	132	16	148
Total ..	..	..	.	Total ..	7,097	16	7,113

BHATODI TANK.

TANK PROJECT.

No. 3.—Revenue Account for, and to end of, 1928-29.

Receipts.	TOTAL.			Charges.	TOTAL.		
	Previous.	1928-29.	Total.		Previous.	1928-29.	Total.
	Rs.	Rs.	Rs.		Rs.	Rs.	Rs.
<b>I—DIRECT RECEIPTS.</b>				<b>I.—EXTENSIONS AND IMPROVEMENTS.</b>			
1 Water-rates from Irrigation ..	1,90,298	4,579	1,94,877	1. Head Works ..	10,477	..	10,477
3 Sales of water ..	16	..	16	2. Main Canals and Branches ..	9,684	..	9,684
5. Plantations ..	14,628	56	15,012				
6. Other canal produce ..		328					
9 Rents of buildings ..	238	2	240	<b>Total ..</b>	<b>20,161</b>	<b>..</b>	<b>20,161</b>
10. Fines ..	315	..	315	<b>II—MAINTENANCE AND REPAIRS.</b>			
11. Miscellaneous receipts ..	43,361	1,320	44,681	1. Head Works ..	27,708	1,460	29,168
12. <i>Deduct—Re-funds</i> ..	17	..	17	2. Main Canals and Branches ..	86,823	997	87,820
<b>Total ..</b>	<b>2,48,839</b>	<b>6,285</b>	<b>2,55,124</b>	3. Distributaries ..	6,934	18	7,002
				<b>Total ..</b>	<b>1,21,515</b>	<b>2,475</b>	<b>1,23,990</b>
<b>II.—INDIRECT RECEIPTS.</b>				<b>III—COMPENSATION ..</b>	9	..	9
Irrigation share of Land Revenue collected in the Civil Department Revenue on lands irrigated by percolation as per G R No 1757, dated 16th Oct 1891 ..	65,522	2,285	67,807	<b>IV—ESTABLISHMENT.</b>			
Increased Land Revenue as per G R. No 203, dated 30th March 1878 ..	7,594	146	7,740	1 & 2. Direction and Accounts ..	97,239	1,758	98,997
<b>Total ..</b>	<b>73,116</b>	<b>2,431</b>	<b>75,547</b>	3. Executives ..	359	246	605
				Pensionary charges.			
<b>Total receipts ..</b>	<b>3,21,955</b>	<b>8,716</b>	<b>3,30,671</b>	<b>Total ..</b>	<b>97,598</b>	<b>2,004</b>	<b>99,602</b>
				<b>V.—TOOLS AND PLANT ..</b>	3,065	95	3,160
<b>Carried over ..</b>	<b>3,21,955</b>	<b>8,716</b>	<b>3,30,671</b>	<b>Carried over ..</b>	<b>2,42,348</b>	<b>4,574</b>	<b>2,46,922</b>

## PUBLIC WORKS DEPARTMENT, IRRIGATION BRANCH.

## BHATODI TANK.

## TANK PROJECT.

No. 3.—Revenue Account for, and to end of, 1928-29.

Receipts.	TOTAL.			Charges.	TOTAL.		
	Previous	1928-29	Total.		Previous	1928-29.	Total.
	Rs.	Rs.	Rs.		Rs.	Rs.	Rs.
Brought forward	3,21,955	8,716	3,30,671	Brought forward .	2,42,348	4,574	2,46,922
				VI.—REFUNDS OF REVENUE..	1,265	..	1,265
				Total ..	2,43,613	4,574	2,48,187
				Share of Collection Charges in the Civil Department.	15,524	366	15,890
				Total Direct Charges ..	2,59,137	4,940	2,64,077
				Indirect Charges debitable to Revenue Account as per Account No. 5 ..	13,931	25	13,956
				Total Charges ..	2,73,068	4,965	2,78,033
				Balance Net Revenue ..	48,887	3,751	52,638
GRAND TOTAL ..	3,21,955	8,716	3,30,671	GRAND TOTAL ..	3,21,955	8,716	3,30,671

N B.—Last Capital Account detailed in the Administrative Accounts for 1891-92  
Construction Estimate closed on 31st March 1892, vide G. R. No. 1411, dated 12th September 1893.  
Completion Report approved in G. R. No. 1797, dated 19th November 1894.

BHATODI TANK.

TANK PROJECT.

No. 4.—Interest Account for, and to end of, 1928-29.

	Amount.		Amount.
	Rs.		Rs.
Total interest charges to end of 1927-28 .. ..	7,60,494	Net Revenue realised to end of 1927-28 as per No. 3 ..	48,887
Interest charges for the year 1928-29 .. ..	11,727	Net Revenue realized during 1928-29 as per No. 3 .. ..	3,751
On Rs. 3,52,685 outlay Rs. to end of the year 1916-17 at the average rate 3-3252 per cent. ..	11,727	Total Net Revenue realized to end of the year as per No. 3 .. ..	52,638
		Balance net interest charges ..	7,19,583
Total ..	7,72,221	Total ..	7,72,221

No. 5.—Account of Indirect Charges for, and to end of, year 1928-29.

Particulars.	Previous.	1928-29.	Total.	Particulars.	Previous.	1928-29.	Total.
					Rs.	Rs.	Rs.
CAPITAL ACCOUNT.	..	..	..	REVENUE ACCOUNT.			
				1. Capitalized abatement of Land Revenue ..	102	..	102
				2. Leave and Pension Allowances ..	13,577	..	13,577
				3. Audit and Accounts Establishment ..	252	25	277
				Total ..	13,931	25	13,956
	..	..	..				

## KOREGAON TANK.

## TANK PROJECT.

No. 3.—Revenue Account for, and to end of, 1928-29.

Receipts	TOTAL.			Charges	TOTAL.		
	Previous.	1928-29.	Total.		Previous.	1928-29.	Total
	Rs.	Rs.	Rs.		Rs.	Rs.	Rs.
<b>I.—DIRECT RECEIPTS</b>				<b>I.—EXTENSIONS AND IMPROVEMENTS.</b>			
1. Water-rates from Irrigation ..	50,392	2,038	52,430	1. Head Works ..	12,557	..	12,557
5. Plantations ..	3,854	..	3,915	2. Main Canals and Branches ..	539	..	539
6. Other canal produce ..		61		7	7		
9. Rents of buildings ..	1	..	1				
11. Miscellaneous receipts ..	493	6	499				
12. Deduct—Refunds ..	604	..	604	Total ..	13,103	..	13,103
Total ..	54,136	2,105	56,241	<b>II.—MAINTENANCE AND REPAIRS.</b>			
				1. Head Works ..	13,007	542	13,549
<b>II.—INDIRECT RECEIPTS.</b>				2. Main Canals and Branches ..	3,675	37	3,712
Irrigation share of Land Revenue collected in the Civil Department.	3,089	..	3,089	3. Distributaries..	12,197	380	12,577
				Total ..	28,879	959	29,828
				<b>IV.—ESTABLISHMENT.</b>			
				1 & 2. Direction and Accounts ..	26,257	760	27,017
				3. Executive ..			
				4. Pensionary charges ..	312	105	418
Total ..	3,089	..	3,089	Total ..	26,569	866	27,435
Total, Receipts ..	57,225	2,105	59,330	<b>V.—TOOLS AND PLANT</b> ..	1,220	37	1,257
Carried over ..	57,225	2,105	59,330	Carried over ..	69,77	1,862	71,633

KOREGAON TANK.

TANK PROJECT.

No. 3.—Revenue Account for, and to end of, 1928-29.

Receipts	TOTAL.			Charges.	TOTAL		
	Previous	1928-29	Total		Previous	1928-29.	Total
Brought forward ..	Rs. 57,225	Rs 2,105	Rs. 59,330	Brought forward	Rs. 69,771	Rs. 1,862	Rs. 71,633
				VI.—REFUNDS OF REVENUE ..	18	..	18
				Total ..	69,789	1,862	71,651
				Share of collection charges in the Civil Department.	-275 2,800	61	2,586
				Total, Direct Charges.	72,314	1,923	74,237
				Indirect charges debitable to Revenue Account as per Account No. 5 ..	3,473	10	3,483
				Total, Charges ..	75,787	1,933	77,720
				Balance Net Revenue ..	-18,562	172	-18,390
GRAND TOTAL ..	57,225	2,105	59,330	GRAND TOTAL ..	57,225	2,105	59,330

N.B.—Last Capital Account detailed in the Administrative Accounts for 1890-91.  
 Construction Estimate closed on 31st March 1892, vide G. R. No 1411, dated 12th September 1893.  
 Completion Report approved in G. R. No. 654, dated 11th April 1894.

## KOREGAON TANK.

## TANK PROJECT.

## No. 4.—Interest Account for, and to end of, 1928-29.

	Amount.		Amount.
	Rs.		Rs.
Total interest charges to end of 1927-28 .. ..	75,912	Net Revenue realized to end of 1927-28 as per No. 3 .. ..	—18,562
Interest charges for the year 1928-29 .. ..	1,261	Net Revenue realized during 1928-29 as per No. 3 .. ..	172
On Rs 37,923 outlay to end of the year 1916-17 at the average rate 3.3252 per cent. Rs. 1261		Total Net Revenue realized to end of the year as per No. 3 .. ..	—18,390
		Balance net interest charges .. ..	95,563
Total .. ..	77,173	Total .. ..	77,173

## No. 5.—Account of Indirect Charges for, and to end of, 1928-29.

Particulars.	Previous.	1928-29.	Total.	Particulars.	Previous.	1928-29.	Total.
					Rs.	Rs.	Rs.
CAPITAL ACCOUNT.	..	..	..	REVENUE ACCOUNT.			
				1. Capitalized abatement of Land Revenue .. ..	..	..	..
				2. Leave and Pension Allowances .. ..	3,365	..	3,365
				3. Audit and Accounts Establishment .. ..	108	10	118
	..	..	..	Total .. ..	3,473	10	3,483

KRISHNA CANAL.

CANAL PROJECT.

No. 2.—Capital Account for, and to end of, 1928-29.

Heads of Account	Direct Charges			Cost of Construction as now estimated. (Construction estimate closed on 31st Mar. 1892)	Expenditure against closed estimates
	Previous	1928-29.	Total.		
1	2	3	4	5	6
<b>I.—WORKS.</b>					
<b>(1) HEAD WORKS.</b>					
A. Preliminary Expenses .. .. .	633	..	633	633	633
C. Works .. .. .	2,05,761	..	2,05,761	2,07,072	1,45,889
K. Buildings .. .. .	1,430	..	1,430	1,430	1,430
<b>Total, Head Works .. .. .</b>	<b>2,07,824</b>	<b>..</b>	<b>2,07,824</b>	<b>2,09,135</b>	<b>1,47,952</b>
<b>(2) MAIN CANALS AND BRANCHES.</b>					
A. Preliminary Expenses .. .. .	1,649	..	1,649	1,649	1,649
B. Land .. .. .	16,740	..	16,740	16,740	16,740
D. Regulators .. .. .	3,433	..	3,433	3,433	3,433
F. River and hill torrent works .. .. .	1,95,671	..	1,95,671	1,95,671	1,95,671
G. Bridges .. .. .	32,208	..	32,208	32,208	32,208
K. Buildings .. .. .	12,100	..	12,100	12,100	12,100
L. Earth-work .. .. .	2,32,717	..	2,32,717	2,32,717	2,32,717
M. Plantations .. .. .	882	..	882	882	882
O. Miscellaneous .. .. .	513	..	513	513	513
P. Maintenance .. .. .	3,423	..	3,423	3,423	3,423
<b>Total Main Canals and Branches .. .. .</b>	<b>4,99,336</b>	<b>..</b>	<b>4,99,336</b>	<b>4,99,336</b>	<b>4,99,336</b>
<b>(3) DISTRIBUTARIES.</b>					
B. Land .. .. .	562	..	562	562	562
C. Works .. .. .	16,279	..	16,279	16,279	16,279
L. Earth-work .. .. .	12,442	..	12,442	12,442	12,442
M. Plantations .. .. .	2,897	..	2,897	2,897	2,897
<b>Total Distributaries .. .. .</b>	<b>32,180</b>	<b>..</b>	<b>32,180</b>	<b>32,180</b>	<b>32,180</b>
<b>Total I.—Works .. .. .</b>	<b>7,39,340</b>	<b>..</b>	<b>7,39,340</b>	<b>7,40,651</b>	<b>6,79,468</b>
<b>Carried over .. .. .</b>	<b>7,39,340</b>	<b>..</b>	<b>7,39,340</b>	<b>7,40,651</b>	<b>6,79,468</b>



## KRISHNA CANAL.

## CANAL PROJECT.

No. 2.—Capital Account for, and to end of, 1928-29.

Heads of Account,	Direct Charges.			Cost of Construction as now estimated. (Construction estimate closed on 31st Mar. 1892.)	Expenditure against closed estimates
	Previous.	1928-29.	Total.		
1	2	3	4	5	6
Brought forward ..	Rs. 7,39,340	Rs. .	Rs. 7,39,340	Rs. 7,40,651	Rs. 6,79,468
<b>II—ESTABLISHMENT.</b>					
1 and 2. Direction and Accounts ..	1,56,123	..	1,56,123	1,56,956	1,44,017
3. Executive ..					
4. Medical ..					
5. Special Survey ..					
Total Establishment ..	1,56,123	..	1,56,123	1,56,956	1,44,017
<b>III.—TOOLS AND PLANT</b>					
	2,738	..	2,738	2,692	1,789
Grand Total ..	8,98,201	..	8,98,201	9,00,299	8,25,274
V.—Less—Receipts on Capital Account	38	..	38	..	..
Net Outlay ..	8,98,163	..	8,98,163	9,00,299	8,25,274
<i>Apportionment.</i>					
Chargeable to 49—Irrigation ..	8,18,545	..	8,18,545	9,00,299	8,25,274
Chargeable to 43—Minor Works and Navigation ..	74,432	..	74,432		
Chargeable to 55—Construction of Irrigation Works ..	5,186	..	5,186		
Total ..	8,98,163	..	8,98,163	9,00,299	8,25,274

KRISHNA CANAL.

CANAL PROJECT.

No. 3.—Revenue Account for, and to end of, 1928-29

Receipts.	TOTAL.			Charges.	TOTAL.		
	Previous.	1928-29.	Total.		Previous	1928-29.	Total.
	Rs.	Rs.	Rs.		Rs.	Rs.	Rs.
<b>I.—DIRECT RECEIPTS.</b>				<b>I—EXTENSIONS AND IMPROVEMENTS.</b>			
1. Water-rates from Irrigation ..	22,53,267	66,617 (a) 3,922	23,23,806	1. Head Works	2,906	..	2,906
3. Sales of water.	128	..	128	2. Main Canals and Branches ..	32,872	..	32,872
4. Water-supply of towns ..	6,232	..	6,232	3. Distributaries..	1,281	..	1,281
5. Plantations ..	91,224	..	92,125	<b>Total ..</b>	<b>37,059</b>	<b>..</b>	<b>37,059</b>
6. Other canal produce ..		901					
9. Rents of buildings ..	2,795	..	2,795	<b>II.—MAINTENANCE AND REPAIRS.</b>			
11. Miscellaneous receipts ..	457	..	457	1. Head Works .	17,355	82	17,437
12. Deduct—Refunds ..	5,719	..	5,719	2. Main Canals and Branches	3,94,317	13,563	4,07,880
<b>Total ..</b>	<b>23,48,384</b>	<b>71,441</b>	<b>24,19,825</b>	3. Distributaries..	27,475	17	27,492
<b>II.—INDIRECT RECEIPTS.</b>				4. Drainage and Protective Works	395	..	395
Irrigation share of Land Revenue collected in the Civil Department	..	..	..	<b>Total ..</b>	<b>4,39,542</b>	<b>13,662</b>	<b>4,53,204</b>
				<b>III.—COMPENSATION</b> ..	23,859	(a)404	24,263
				<b>IV.—ESTABLISHMENT.</b>			
				1 and 2. Direction and Accounts	2,96,148	9,125	3,05,273
				3. Executive .			
				4. Pensionary charges	2,218	1,278	3,496
				<b>Total ..</b>	<b>2,98,366</b>	<b>10,403</b>	<b>3,08,769</b>
<b>Total Receipts ..</b>	<b>23,48,384</b>	<b>71,441</b>	<b>24,19,825</b>	<b>V.—TOOLS AND PLANT</b> ..	9,346	527	9,873
<b>Carried over</b>	<b>23,48,384</b>	<b>71,441</b>	<b>24,19,825</b>	<b>Carried over ..</b>	<b>8,08,177</b>	<b>24,996</b>	<b>8,33,168</b>

## KRISHNA CANAL.

## CANAL PROJECT.

No. 3.—Revenue Account for, and to end of, 1928-29.

Receipts.	TOTAL.			Charges	TOTAL		
	Previous.	1928-29.	Total.		Previous.	1928-29.	Total.
	Rs.	Rs.	Rs.		Rs.	Rs.	Rs.
Brought forward	23,48,384	71,441	24,19,825	Brought forward ..	8,08,172	24,996	8,33,168
(a) Amount adjusted by credit to water-rates and debit <i>per contra</i> on account of the following charges recovered by the Native States from water-rate collection—				Profit and Loss—			
Loss of assessment on account of land taken up for the Canals, debited to III.—Compensation—				VI.—REFUNDS OF REVENUE..	1,632	..	1,632
Rs				Total ..	8,09,804	24,996	8,34,800
Sangli State .. 252				Share of Collection Charges in the Civil Department	1,31,390	{ 1,467 (a) 3,518 }	1,36,375
Pant Pratinidhi 152				Total Direct charges	9,41,194	29,981	9,71,175
404				Indirect Charges debitable to Revenue Account as per Account No 5	45,935	137	46,072
Collection charges—				Total Charges ..	9,87,129	30,118	10,17,247
Pant Pratinidhi—				Balance Net Revenue	13,61,255	41,323	14,02,578
For recovery of water-rates 3,206							
Sangli State—							
For recovery of water-rates 312							
3,518							
Total .. 3,922							
GRAND TOTAL ..	23,48,384	71,441	24,19,825	GRAND TOTAL ..	23,48,384	71,441	24,19,825

N. B.—Construction Estimate closed on 31st March 1892—*vide* G. R. No. 777, dated 14th May 1892.  
Completion Report approved in G. R. No. 49, dated 22nd January 1894.

## KRISHNA CANAL.

## CANAL PROJECT.

## No. 4.—Interest Account for, and to end of, 1928-29.

	Amount		Amount
	Rs.		Rs.
Total interest charges to end of 1927-28 .. .. .	18,89,575	Net Revenue realized to end of 1927-28 as per No. 3 ..	13,61,255
Interest charges for the year 1928-29 .. .. .	29,975	Net Revenue realized during 1928-29 as per No. 3 ..	41,323
		Total Net Revenue realized to end of the year as per No. 3 .. .. .	14,02,578
On Rs. 8,92,960 outlay to end of the year 1916-17 at the average rate 3.3252 per cent. ..	29,693	Balance net interest charges ..	5,16,972
On subsequent outlay Rs. 5,203 at the flat rate 5.41 per cent. ..	282		
Total ..	19,19,550	Total ..	19,19,550

## No. 5.—Account of Indirect Charges for, and to end of, 1928-29.

Particulars.	Previous.	1928-29.	Total.	Particulars.	Previous.	1928-29.	Total.
	Rs.	Rs.	Rs.		Rs.	Rs.	Rs.
<b>CAPITAL ACCOUNT.</b>				<b>REVENUE ACCOUNT.</b>			
1. Capitalized abatement of Land Revenue ..	21,822	..	21,822	1. Capitalized abatement of Land Revenue ..	64	..	64
2. Leave and Pension Allowances ..	29,779	..	29,779	2. Leave and Pension Allowances ..	45,029	..	45,029
3. Audit and Accounts Establishment ..	43	..	43	3. Audit and Accounts Establishment ..	842	137	979
Total ..	51,644	..	51,644	Total ..	45,935	137	46,072

## KRISHNA CANAL.

## CANAL PROJECT.

No. 6.—Statement comparing Capital Cost to end of 1928-29 with sanctioned Estimates.

Particulars.	Charges against closed sanctions.			Current sanctions.			Total charges to date against old and current sanctions
	Expenditure against construction Estimate.	Expenditure against open Capital sanctions	Total	Charges to date.	Amount of sanctioned Estimate	Unspent balance of Estimate.	
1	2	3	4	5	6	7	8
	Rs.	Rs.	Rs.	Rs.	Rs.	Rs.	Rs.
<b>DIRECT CHARGES.</b>							
Works ..	6,60,941	18,527	6,79,468	59,872	61,183	1,311	7,39,340
Establishment ..	1,39,464	4,553	1,44,017	12,106	12,939	833	1,56,123
Tools and Plant ..	1,682	107	1,789	949	903	—46	2,738
Total ..	8,02,087	23,187	8,25,274	72,927	75,025	2,098	8,98,201
Less—Receipts on Capital Account ..	...	...	...	38	...	—38	38
Net Total ..	8,02,087	23,187	8,25,274	72,889	75,025	2,136	8,98,163
<b>INDIRECT CHARGES.</b>							
Capitalized abatement of Land Revenue ..	17,222	4,600	21,822	...	...	...	21,822
Leave and Pension Allowances ..	27,446	638	28,084	1,695	1,811	116	29,779
Audit and Accounts Establishment ..	...	34	34	9	...	—9	43
Total ..	44,668	5,272	49,940	1,704	1,811	107	51,644
<b>GRAND TOTAL ..</b>	<b>8,46,755</b>	<b>28,459</b>	<b>8,75,214</b>	<b>74,593</b>	<b>76,836</b>	<b>2,243</b>	<b>9,49,807</b>

N.B.—Estimate sanctioned in Government Order (P. W. D.) No. 333-I., dated 30th March 1916, communicated in Government Order (P. W. D.) No. W. I.—4725, dated 4th May 1916

Rs.

.. 76,836

UPPER MAN RIVER WORKS.

TANK PROJECT.

No. 3.—Revenue Account for, and to end of, 1928-29.

Receipts.	TOTAL.			Charges.	TOTAL.		
	Previous.	1928-29	Total.		Previous	1928-29.	Total
	Rs.	Rs.	Rs.		Rs.	Rs.	Rs.
<b>I.—DIRECT RECEIPTS.</b>				<b>I—EXTENSIONS AND IMPROVEMENTS.</b>			
1. Water-rates from Irrigation .	1,78,769	6,755	1,85,524	1. Head Works..	23,556	..	23,556
3. Sales of water .	6	..	6	2 Main Canals and Branches ..	12,963	456	13,419
5. Plantations ..	10,646	38	10,684	3. Distributaries	170	..	170
6 Other canal produce .							
9. Rents of buildings ..	1,181	36	1,217	Total .	36,689	456	37,145
10. Fines ..	3	..	3	<b>II—MAINTENANCE AND REPAIRS.</b>			
11. Miscellaneous receipts .	1,502	..	1,502	1. Head Works	17,968	168	18,136
12. Deduct—Re-funds.	120	..	120	2 Main Canals and Branches ..	24,197	3,248	27,445
Total .	1,91,987	6,829	1,98,816	3. Distributaries.	75,630	16	75,646
				Total ..	1,17,795	3,432	1,21,227
<b>II.—INDIRECT RECEIPTS</b>				<b>III—COMPENSATION</b> ..	1	..	1
Irrigation share of Land Revenue collected in the Civil Department.	...	..	...	<b>IV—ESTABLISHMENT</b>			
				1 and 2. Direction and Accounts ..	77,705	2,597	80,302
				3. Executive .			
				4. Pensionary charges ..	612	364	976
				Total .	78,317	2,961	81,278
				<b>V—TOOLS AND PLANT</b>	4,856	150	5,006
Total, Receipts ..	1,91,987	6,829	1,98,816	Carried over	2,37,658	6,999	2,44,657
Carried over ..	1,91,987	6,829	1,98,816				

## PUBLIC WORKS DEPARTMENT, IRRIGATION BRANCH.

## UPPER MAN RIVER WORKS.

## TANK PROJECT.

No. 3.—Revenue Account for, and to end of, 1928-29.

Receipts.	TOTAL.			Charges	TOTAL.		
	Previous.	1928-29.	Total.		Previous.	1928-29.	Total.
	Rs.	Rs.	Rs.		Rs.	Rs.	Rs.
Brought forward..	1,91,987	6,829	1,98,816	Brought forward	2,37,658	6,999	2,44,657
				VI—REFUNDS OF REVENUE .	167	..	167
				Total .	2,37,825	6,999	2,44,824
				Share of Collection Charges in the Civil Department.	{ -669 8,852 }	20	8,386
				Total, Direct Charges .	2,46,008	7,202	2,53,210
				Indirect Charges debitable to Revenue Account as per Account No. 5	11,124	39	11,163
				Total Charges ..	2,57,132	7,241	2,64,373
				Balance Net Revenue ..	-65,145	-412	-65,557
GRAND TOTAL ..	1,91,987	6,829	1,98,816	GRAND TOTAL ..	1,91,987	6,829	1,98,816

N.B.—Last Capital Account detailed in the Administrative Accounts for 1906-07.  
Construction Estimate closed on 31st March 1892—vide G. R. No 1411, dated 12th September 1893  
Completion Report approved in G. R. No 815, dated 22nd May 1895.

UPPER MAN RIVER WORKS.

TANK PROJECT.

No. 4.—Interest Account for, and to end of, 1928-29.

	Amount.		Amount.
	Rs.		Rs.
Total interest charges to end of 1927-28 .. ..	7,73,466	Net Revenue realized to end of 1927-28 as per No. 3 .. ..	—65,145
Interest charges for the year 1928-29 .. ..	13,827	Net Revenue realized during 1928-29 as per No. 3 .. ..	—412
On Rs. 4,15,835 outlay to end of the year 1916-17 at the average rate of interest 3 3/4 per cent. ..	13,827	Total Net Revenue realized to end of the year as per No. 3 .. ..	—65,557
		Balance net interest charges .. ..	8,52,850
Total ..	7,87,293	Total ..	7,87,293

No. 5.—Account of Indirect Charges for, and to end of, 1928-29.

Particulars.	Previous	1928-29.	Total.	Particulars.	Previous.	1928-29.	Total.
	Rs.	Rs.	Rs.		Rs.	Rs.	Rs.
<b>CAPITAL ACCOUNT.</b>		<i>Nil.</i>		<b>REVENUE ACCOUNT.</b>			
				1. Capitalized abatement of Land Revenue ..	24	..	24
				2. Leave and Pension Allowances ..	10,780	..	10,780
				3. Audit and Accounts Establishment ..	320	39	359
				Total ..	11,124	39	11,163



## MAINI TANK.

## TANK PROJECT.

No. 3.—Revenue Account for, and to end of, 1928-29.

Receipts	TOTAL.			Charges.	TOTAL.		
	Previous.	1928-29.	Total.		Previous.	1928-29.	Total.
	Rs.	Rs.	Rs.		Rs.	Rs.	Rs.
<b>I.—DIRECT RECEIPTS</b>				<b>I.—EXTENSIONS AND IMPROVEMENTS.</b>			
1. Water-rates from Irrigation	3,08,386	8,266	3,16,672	1. Head Works..	19,288	..	19,288
5. Plantations ..	14,438	..	14,594	2. Main Canals and Branches ..	4,461	..	4,461
6. Other canal produce ..		156			3. Distributaries..	123	..
9. Rents of buildings ..	330	.	330	Total ..	23,872	..	23,872
10. Fines ..	54	.	54				
11. Miscellaneous receipts ..	4,759	6	4,765	<b>II.—MAINTENANCE AND REPAIRS.</b>			
12. Deduct—Refunds ..	33	10	43	1. Head Works..	18,049	158	18,207
Total ..	3,27,934	8,438	3,36,372	2. Main Canals and Branches	16,674	2,478	19,152
<b>II—INDIRECT RECEIPTS</b>				3. Distributaries	71,604	115	71,719
Irrigation share of Land Revenue collected in the Civil Department.	..	..	...	Total .	1,06,327	2,751	1,09,078
				<b>IV.—ESTABLISHMENT.</b>			
				1 and 2. Direction and Accounts	66,871	1,838	68,709
				3. Executive ..			
				4. Pensionary charges ..	450	257	707
				Total ..	67,321	2,095	69,416
Total, Receipts..	3,27,934	8,438	3,36,372	<b>V.—TOOLS AND PLANT ..</b>	3,656	106	3,762
Carried over ..	3,27,934	8,438	3,36,372	Carried over ..	2,01,176	4,952	2,06,128

ADMINISTRATIVE ACCOUNTS FOR THE YEAR 1928-29.

175

MAINI TANK.

TANK PROJECT.

No. 3.—Revenue Account for, and to end of, 1928-29.

Receipts.	TOTAL.			Charges.	TOTAL.		
	Previous.	1928-29	Total.		Previous.	1928-29.	Total.
Brought forward.	Rs 3,27,934	Rs. 8,438	Rs. 3,36,372	Brought forward.	Rs. 2,01,176	Rs 4,952	Rs. 2,06,128
				VI.—REFUNDS OF REVENUE.	104	..	104
				Total	2,01,280	4,952	2,06,232
				Share of Collection Charges in the Civil Department	{ -1,396 14,957 }	248	13,809
				Total, Direct Charges .	2,14,841	5,200	2,20,041
				Indirect Charges debitable to Revenue Account as per Account No. 5	9,801	28	9,829
				Total, Charges ..	2,24,642	5,228	2,29,870
				Balance Net Revenue ..	1,03,292	3,210	1,06,502
GRAND TOTAL.	3,27,934	8,438	3,36,372	GRAND TOTAL ..	3,27,934	8,438	3,36,372

N.B.—Last Capital Account detailed in the Administrative Accounts for 1925-26.  
Construction Estimate closed on 31st March 1892 *vide* G. R. No. 1411, dated 12th September 1893.  
Completion Report approved in G. R. No. 815, dated 22nd May 1895.

## MAINI TANK.

## TANK PROJECT.

No. 4.—Interest Account for, and to end of, 1928-29.

	Amount		Amount
	Rs.		Rs.
Total interest charges to end of 1927-1928 .. .. .	8,35,352	Net Revenue realized to end of 1927-1928 as per No. 3 .. .. .	1,03,292
Interest charges for the year 1928-1929 .. .. .	15,822	Net Revenue realized during 1928-1929 as per No. 3 .. .. .	3,210
On Rs. 4,62,125 outlay to end of the year 1916-17 at the average rate 3 3/4 per cent. ..	15,367	Total Net Revenue realized to end of the year as per No. 3 .. .. .	1,06,502
On subsequent outlay Rs. 8,413 at the flat rate 5.41 per cent. ..	455	Balance net interest charges .. .. .	7,44,672
Total .. .. .	8,51,174	Total .. .. .	8,51,174

No. 5.—Account of Indirect Charges for, and to end of, 1928-29.

Particulars.	Previous.	1928-29.	Total.	Particulars.	Previous.	1928-29.	Total.
	Rs.	Rs.	Rs.		Rs.	Rs.	Rs.
CAPITAL ACCOUNT.	..	Nil.	..	REVENUE ACCOUNT.			
				1. Capitalized abatement of Land Revenue ..	288	..	288
				2. Leave and Pension Allowances ..	9,286	..	9,286
				3. Audit and Accounts Establishment ..	227	28	255
Total .. .. .	..	..	..	Total .. .. .	9,801	28	9,829

ASHTI TANK.

TANK PROJECT.

No. 3.—Revenue Account for, and to end of, 1928-29.

Receipts.	TOTAL.			Charges	TOTAL.		
	Previous.	1928-29.	Total.		Previous.	1928-29	Total.
	Rs.	Rs.	Rs.		Rs.	Rs.	Rs.
<b>I.—DIRECT RECEIPTS</b>				<b>I.—EXTENSIONS AND IMPROVEMENTS.</b>			
1. Water-rates from Irrigation ..	4,79,075	{ 19,355 } { (a)374 }	4,98,804	1. Head Works ..	40,590	..	40,590
3. Sales of water ..	342	..	342	2. Main Canals and Branches ..	5,427	..	5,427
5. Plantations ..	71,047	{ 3,794 } { 1,131 }	75,972	3. Distributaries..	2,234	..	2,234
6. Other canal produce ..							
9. Rents of buildings ..	709	..	709	<b>Total ..</b>	<b>48,251</b>	<b>..</b>	<b>48,251</b>
10. Fines ..	25	..	25	<b>II—MAINTENANCE AND REPAIRS.</b>			
11. Miscellaneous receipts ..	50,629	170	50,799	1. Head Works ..	58,654	3,748	62,402
12. Deduct—Refunds ..	72	12	84	2. Main Canals and Branches ..	83,030	2,485	85,515
				3. Distributaries.	8,459	..	8,459
<b>Total ..</b>	<b>6,01,755</b>	<b>24,812</b>	<b>6,26,567</b>	<b>Total ..</b>	<b>1,50,143</b>	<b>6,233</b>	<b>1,56,376</b>
				<b>III—COMPENSATION ..</b>	<b>15</b>	<b>..</b>	<b>15</b>
<b>II—INDIRECT RECEIPTS.</b>				<b>IV—ESTABLISHMENT.</b>			
Irrigation share of Land Revenue collected in the Civil Department	..	..	..	1 and 2. Direction and Accounts ..	1,08,361	4,933	1,13,294
				3. Executive ..			
				4. Pensionary charges ..	1,140	691	1,831
				<b>Total ..</b>	<b>1,09,501</b>	<b>5,624</b>	<b>1,15,125</b>
<b>Total, Receipts ..</b>	<b>6,01,755</b>	<b>24,812</b>	<b>6,26,567</b>	<b>V.—TOOLS AND PLANT ..</b>	<b>4,684</b>	<b>240</b>	<b>4,924</b>
<b>Carried over .</b>	<b>6,01,755</b>	<b>24,812</b>	<b>6,26,567</b>	<b>Carried over ..</b>	<b>3,12,594</b>	<b>12,097</b>	<b>3,24,691</b>

## PUBLIC WORKS DEPARTMENT, IRRIGATION BRANCH.

## ASHTI TANK.

## TANK PROJECT.

No. 3.—Revenue Account for, and to end of, 1928-29.

Receipts.	TOTAL.			Charges.	TOTAL.		
	Previous.	1928-29	Total.		Previous.	1928-29.	Total.
	Rs.	Rs.	Rs.		Rs.	Rs.	Rs.
Brought forward.	6,01,755	24,812	6,26,567	Brought forward	3,12,594	12,097	3,24,691
				VI—REFUNDS OF REVENUE .	1,029	.	1,029
				Total ..	3,13,623	12,097	3,25,720
				Share of Collection Charges in the Civil Department.	{ -3,850 26,076 }	{ 581 (a) 374 }	{ 23,181 }
				Total, Direct Charges ..	3,35,849	13,052	3,48,901
				Indirect Charges debitable to Revenue Account as per Account No 5	14,447	62	14,509
				Total Charges .	3,50,296	13,114	3,63,410
				Balance Net Revenue	2,51,459	11,698	2,63,157
GRAND TOTAL ..	6,01,755	24,812	6,26,567	GRAND TOTAL ..	6,01,755	24,812	6,26,567

N.B.—Last Capital Account detailed in the Administrative Accounts for 1923-24

Construction Estimate closed on 31st March 1893—*vide* G R No. 1411, dated 12th September 1893.

Completion Report approved in G. R. No. 490, dated 15th March 1894.

(a) Amount adjusted by credit to "water rates" and debit *per contra* on account of collection charges for the revenue realized by the Miraj State.

ASHTI TANK.

TANK PROJECT.

No. 4.—Interest Account for, and to end of, 1928-29.

		Amount.			Amount.
		Rs.			Rs.
Total interest charges to end of 1927-28 .. ..		13,47,587	Net Revenue realized to end of 1927-28 as per No 3 ..		2,51,459
Interest charges for the year 1928-29 .. ..		25,468	Net Revenue realized during 1928-29 as per No. 3 ..		11,698
	Rs.		Total, Net Revenue realized to end of the year as per No. 3 .. ..		2,63,157
On Rs. 7,57,050 outlay to end of the year 1916-17 at the average rate 3.3252 per cent. ..	25,174		Balance net interest charges ..		11,09,898
On subsequent outlay Rs. 5,443 at the flat rate 5.41 per cent. ..	294				
Total ..		13,73,055	Total ..		13,73,055

No. 5—Account of Indirect Charges for, and to end of, 1928-29.

Particulars.	Previous.	1928-29.	Total.	Particulars.	Previous	1928-29.	Total.
	Rs.	Rs.	Rs.		Rs.	Rs.	Rs.
CAPITAL ACCOUNT.		Nil		REVENUE ACCOUNT.			
				1. Capitalized abatement of Land Revenue ..	107	..	107
				2. Leave and Pension Allowances ..	13,992	..	13,992
				3. Audit and Accounts Establishment ..	348	62	410
				Total ..	14,447	62	14,509

## REWARI CANAL.

## CANAL PROJECT.

No. 3.—Revenue Account for, and to end of, 1928-29.

Receipts	TOTAL.			Charges	TOTAL.		
	Previous.	1928-29	Total		Previous.	1928-29.	Total.
	Rs	Rs	Rs		Rs.	Rs.	Rs
<b>I—DIRECT RECEIPTS</b>				<b>I—EXTENSIONS AND IMPROVEMENTS.</b>			
1. Water rates from Irrigation ..	2,69,732	2,791	2,12,523				
3. Sales of water	11	.	11	1. Head Works	510	..	510
5. Plantations .	8,557	..	8,721	2. Main Canals and Branches .	3,706	..	3,706
6. Other canal produce .				164			
9. Rents of buildings	1,145	28	1,173	Total .	4,216	.	4,216
10. Fines	211	38	249	<b>II.—MAINTENANCE AND REPAIRS.</b>			
11. Miscellaneous receipts	13		13	1. Head Works..	2,007	21	2,028
12. Deduct—Refunds.	63	.	63	2. Main Canals and Branches .	67,477	1,446	68,923
Total ..	2,19,606	3,021	2,22,627	3. Distributaries .	463	15	478
				Total .	69,947	1,482	71,429
<b>II.—INDIRECT RECEIPTS.</b>							
Irrigation share of Land Revenue collected in the Civil Department.	..	..	..	<b>IV—ESTABLISHMENT.</b>			
				1 and 2. Direction and Accounts.	47,552	989	48,541
				3. Executive .			
				4. Pensionary charges ..	163	138	301
				Total ..	47,715	1,127	48,842
Total, Receipts ..	2,19,606	3,021	2,22,627	<b>V—TOOLS AND PLANT</b> ..	2,383	57	2,440
Carried over ..	2,19,606	3,021	2,22,627	Carried over ..	1,24,261	2,665	1,26,927

ADMINISTRATIVE ACCOUNTS FOR THE YEAR 1928-29.

181

REWARI CANAL.

CANAL PROJECT.

No. 3.—Revenue Account for, and to end of, 1928-29.

Receipts	TOTAL.			Charges	TOTAL.		
	Previous.	1928-29.	Total.		Previous.	1928-29	Total
	Rs.	Rs.	Rs.		Rs.	Rs.	Rs.
Brought forward	2,19,606	3,021	2,22,627	Brought forward	1,24,261	2,665	1,26,927
				VI.—REFUNDS OF REVENUE..	19	.	19
				Total	1,24,280	2,666	1,26,946
				Share of collection charges in the Civil Department.	9,959	85	10,044
				Total, Direct Charges .	1,34,239	2,751	1,36,990
				Indirect charges debitable to Revenue Account as per Account No. 5 ..	7,671	15	7,686
				Total, Charges .	1,41,910	2,766	1,44,676
				Balance Net Revenue	77,696	255	77,951
GRAND TOTAL ..	2,19,606	3,021	2,22,627	GRAND TOTAL ..	2,19,606	3,021	2,22,627

N.B.—Last Capital Account detailed in the Administrative Accounts for 1895-96  
Construction Estimate closed on 31st March 1893—vide G. R. No. 1411, dated 12th September 1893,  
Completion Report approved in G. R. No. 489, dated 15th March 1895



## REWARI CANAL.

## CANAL PROJECT.

No. 4.—Interest Account for, and to end of, 1928-29.

	Amount. Rs.		Amount. Rs.
Total interest charges to end of 1927-28 .. .. .	1,28,682	Net Revenue realized to end of 1927-28 as per No. 3 .. .. .	77,696
Interest charges for the year 1928-29 .. .. . Rs.	1,888	Net Revenue realized during 1928-29 as per No. 3 .. .. .	255
On Rs. 56,771 outlay to end of the year 1916-17 at the average rate 3.3252 per cent.		Total Net Revenue realized to end of the year as per No. 3 .. .. .	77,951
		Balance net interest charges ..	52,619
Total ..	1,30,570	Total ..	1,30,570

No. 5.—Account of Indirect Charges for, and to end of, year 1928-29.

Particulars.	Previous.	1928-29.	Total.	Particulars.	Previous.	1928-29.	Total.
	Rs.	Rs.	Rs.		Rs.	Rs.	Rs.
CAPITAL ACCOUNT.		Nil.		REVENUE ACCOUNT.			
				1. Capitalized abatement of Land Revenue .. .. .	..	..	..
				2. Leave and Pension Allowances .. .. .	7,558	..	7,558
				3. Audit and Accounts Establishment .. .. .	113	15	128
Total ..	..	..	...	Total ..	7,671	15	7,686

## SHIRSUPHAL TANK

## TANK PROJECT.

No. 3.—Revenue Account for, and to end of, 1928-29.

Receipts.	TOTAL			Charges.	TOTAL.		
	Previous.	1928-29	Total.		Previous	1928-29.	Total.
	Rs	Rs	Rs.		Rs.	Rs	Rs.
<b>I.—DIRECT RECEIPTS</b>				<b>I—EXTENSIONS AND IMPROVEMENTS</b>			
1. Water - rates from Irrigation ..	1,34,788	4,674	1,39,462	1. Head Works..	606	..	606
3. Sales of water ..	3	..	3	3 Distributaries	1,999	..	1,999
5 Plantations ..	14,269	184	15,053				
6. Other canal produce ..							
10 Fines ..	115	9	124	Total	2,605	.	2,605
11. Miscellaneous receipts ..	15,993	323	16,316	<b>II.—MAINTENANCE AND REPAIRS.</b>			
12. Deduct—refunds ..	..	80	80	1. Head Works ..	17,958	9,456	27,414
				2. Main Canals and Branches ..	31,494	..	31,494
				3. Distributaries	12,990	1,389	14,379
Total ..	1,65,768	5,110	1,70,878	Total	62,442	10,845	73,287
<b>II.—INDIRECT RECEIPTS.</b>				<b>IV—ESTABLISHMENT</b>			
Irrigation share of Land Revenue collected in the Civil Department	..	..	.	1 & 2. Direction and Accounts ..	59,563	14,747	74,310
				3. Executive ..			
				4 Pensionary charges	1,015	2,065	3,080
				Total ..	60,578	16,812	77,390
				<b>V—TOOLS AND PLANT ..</b>	2,679	238	2,917
Total Receipts ..	1,65,768	5,110	1,70,878	Carried over ..	1,28,304	27,695	1,56,199
Carried over ..	1,65,768	5,110	1,70,878				

## SHIRSUPHAL TANK.

## TANK PROJECT.

No. 3.—Revenue Account for, and to end of, 1928-29.

Receipts-	TOTAL.			Charges.	TOTAL.		
	Previous.	1928-29.	Total.		Previous.	1928-29.	Total.
	Rs.	Rs.	Rs.		Rs.	Rs.	Rs.
Brought forward ..	1,65,768	5,110	1,70,878	Brought forward ..	1,28,304	27,895	1,56,199
				VI—REFUNDS OF REVENUE ..	16	..	16
				Total ..	1,28,320	27,895	1,56,215
				Share of collection charges in the Civil Department.	5,741	141	5,882
				Total, Direct Charges	1,34,061	28,036	1,62,097
				Indirect Charges debatable to Revenue Account as per Account No. 5 ..	7,512	108	7,620
				Total Charges ..	1,41,573	28,144	1,69,717
				Balance Net Re- venue	24,195	-23,034	1,161
GRAND TOTAL ..	1,65,768	5,110	1,70,878	GRAND TOTAL.	1,65,768	5,110	1,70,878

NB—Last Capital Account detailed in the Administrative Accounts for 1895-96.

Construction Estimate closed on 31st March 1893—vide G. R. No. 328, dated 23rd February 1894.

Completion Report approved in G. R. No. 328, dated 23rd February 1894

Note.—Loss of Revenue due to concessions granted for wheat cultivation during the Rabi season 1916-17—vide G. R. No. A.I.—12327, dated 18th December 1917—Rs. 334.

SHIRSUPHAL TANK.

TANK PROJECT.

No. 4.—Interest Account for, and to end of, 1928-29.

	Amount. Rs.		Amount. Rs.
Total interest charges to end of 1927-28 .. .. .	3,81,904	Net Revenue realized to end of 1927-28 as per No. 3 .. .. .	24,195
Interest charges for the year 1928-29 .. .. .	7,056	Net Revenue realized during 1928-29 as per No. 3 .. .. .	-23,034
On Rs. 2,12,199 outlay to end of the year 1916-17 at the average rate 3.3252 per cent.		Total Net Revenue realized to end of the year as per No. 3 .. .. .	1,161
		Balance net interest charges .. .. .	3,87,799
Total .. .. .	3,88,960	Total .. .. .	3,88,960

No. 5.—Account of Indirect Charges for, and to end of, 1928-29.

Particulars.	Previous.	1928-29	Total.	Particulars.	Previous.	1928-29.	Total.
	Rs.	Rs.	Rs.		Rs.	Rs.	Rs.
CAPITAL ACCOUNT	..	..	..	REVENUE ACCOUNT.			
				2. Leave and Pension Allowances..	7,366	..	7,366
				3. Audit and Accounts Establishment ..	146	108	254
Total .. .. .	..	..	..	Total .. .. .	7,512	108	7,620

## LOWER PANJHRA RIVER WORKS.

## TANK PROJECT.

No. 3.—Revenue Account for, and to end of, 1928-29.

Receipts.	TOTAL.			Charges.	TOTAL.		
	Previous	1928-29.	Total		Previous.	1928-29.	Total.
	Rs.	Rs.	Rs.		Rs.	Rs.	Rs.
<b>I.—DIRECT RECEIPTS</b>				<b>I.—EXTENSIONS AND IMPROVEMENTS</b>			
1. Water-rates from Irrigation ..	5,29,063	16,515	5,45,578	1. Head Works ..	1,428	196	1,624
3. Sales of water ..	440	..	440	2. Main Canals and Branches ..	41,313	..	41,313
5. Plantations ..	-	39		3. Distributaries ..	9,358	..	9,358
6. Other produce canal ..	41,042	2,457	43,538	Total ..	52,099	196	52,295
9. Rents of buildings ..	241	72	313				
10. Fines ..	513	..	513	<b>II.—MAINTENANCE AND REPAIRS.</b>			
11. Miscellaneous receipts ..	6,526	154	6,680	1. Head Works ..	39,205	..	39,205
12. Deduct—Refunds ..	22	..	22	2. Main Canals and Branches ..	19,559	999	20,558
Total ..	5,77,803	19,237	5,97,040	3. Distributaries ..	72,800	..	72,800
				4. Drainage and Protective Works	2,771	..	2,771
				Total ..	1,34,335	999	1,35,334
<b>II.—INDIRECT RECEIPTS.</b>							
Irrigation share of Land Revenue collected in the Civil Department	2,91,836	8,954	3,00,790	<b>IV.—ESTABLISHMENT.</b>			
				1 & 2 Direction and Accounts ..	1,23,689	2,981	1,26,670
				3. Executive ..			
				4. Pensionary charges ..	1,335	417	1,752
Total ..	2,91,836	8,954	3,00,790	Total ..	1,25,024	3,399	1,28,422
Total, Receipts ..	8,69,639	28,191	8,97,830	<b>V.—TOOLS AND PLANT ..</b>	3,734	46	3,780
Carried over ..	8,69,639	28,191	8,97,830	Carried over ..	3,15,192	4,639	3,19,831

ADMINISTRATIVE ACCOUNTS FOR THE YEAR 1928-29.

187

LOWER PANJHRA RIVER WORKS.

TANK PROJECT.

No. 3.—Revenue Account for, and to end of, 1928-29.

Receipts	TOTAL.			Charges.	TOTAL.		
	Previous.	1928-29.	Total.		Previous.	1928-29.	Total.
	Rs.	Rs.	Rs.		Rs.	Rs.	Rs.
Brought forward .	8,69,639	28,191	8,97,830	Brought forward ..	3,15,192	4,639	3,19,831
				Profit and Loss ..	19	..	19
				VI—REFUNDS OF REVENUE .	3,896	.	3,896
				Suspense Account.	140	.	140
				Total .	3,19,247	4,639	3,23,886
				Share of collection charges in the Civil Department.	72,767	1,873	74,640
				Total, Direct Charges	3,92,014	6,512	3,98,526
				Indirect Charges debitable to Revenue Account as per Account No. 5 ..	16,709	12	16,721
				Total, Charges .	4,08,723	6,524	4,15,247
				Balance Net Revenue ..	4,60,916	21,667	4,82,583
GRAND TOTAL ..	8,69,639	28,191	8,97,830	GRAND TOTAL ..	8,69,639	28,191	8,97,830

N.B.—Last Capital Account detailed in the Administrative Accounts for 1898-99. Construction Estimate closed on 31st March 1895, vide G. R. No. 148, dated 31st January 1896. Completion Report approved in G. R. No. 1392, dated 3rd October 1896

## LOWER PANJHRA RIVER WORKS.

## TANK PROJECT.

## No. 4.—Interest Account for, and to end of, 1928-29.

	Amount. Rs.		Amount. Rs.
Total interest charges to end of 1927-28 .. ..	9,46,171	Net Revenue realized to end of 1927-28 as per No. 3 .. ..	4,60,916
Interest charges for the year 1928-29 .. ..	14,810	Net Revenue realized during 1928-29 as per No. 3 .. ..	21,667
On Rs. 4,45,382, outlay to end of the year 1916-17, at the average rate 3.3252 per cent.		Total Net Revenue realized to end of the year as per No. 3 .. ..	4,82,583
		Balance net interest charges .. ..	4,78,398
Total ..	9,60,981	Total ..	9,60,981

## No. 5.—Account of Indirect Charges for, and to end of, 1928-29.

Particulars.	Previous.	1928-29.	Total.	Particulars.	Previous.	1928-29.	Total.
	Rs.	Rs.	Rs.		Rs.	Rs.	Rs.
CAPITAL ACCOUNT.	..	..	..	REVENUE ACCOUNT.			
				1. Capitalized abatement of Land Revenue ..	94	..	94
				2. Leave and Pension Allowances ..	16,405	..	16,405
				3. Audit and Accounts - Establishment ..	210	12	222
	..	..	..	Total ..	16,709	12	16,721

YERLA RIVER IRRIGATION WORKS.

TANK PROJECT.

No. 3.—Revenue Account for, and to end of, 1928-29.

Receipts.	TOTAL.			Charges.	TOTAL.		
	Previous	1928-29	Total		Previous	1928-29	Total.
	Rs.	Rs	Rs		Rs.	Rs.	Rs.
<b>I—DIRECT RECEIPTS</b>				<b>I—EXTENSIONS AND IMPROVEMENTS</b>			
1 Water-rates from Irrigation	5,95,278	20,345	6,15,623	1. Head Works	51,008	..	51,008
3 Sales of water	23		23	2 Main Canals and Branches	26,718	..	26,718
5. Plantations	40,167	518	40,685	Total ..	77,726	..	77,726
6. Other produce canal							
9. Rents of buildings	946	8	954				
10. Fines	120		120	<b>II—MAINTENANCE AND REPAIRS</b>			
11 Miscellaneous receipts	2,918	..	2,918	1 Head Works	94,917	32,651	1,27,568
12. Deduct—Refunds	111	26	137	2 Main Canals and Branches	1,63,493	4,979	1,68,472
Total	6,39,341	20,845	6,60,186	3. Distributaries	29,955	..	29,955
				Total	2,88,365	37,630	3,25,995
<b>I—INDIRECT RECEIPTS</b>							
Irrigation share of Land Revenue collected in the Civil Department	..	..	..	<b>IV—ESTABLISHMENT.</b>			
				1 and 2 Direction and Accounts	1,86,886	25,133	2,12,019
				3. Executive			
				4 Pensionary charges	5,570	3,519	9,089
				Total ..	1,92,456	28,652	2,21,108
Total Receipts	6,39,341	20,845	6,60,186	<b>V—TOOLS AND PLANT</b>	9,487	1,451	10,938
Carried over	6,39,341	20,845	6,60,186	Carried over	5,68,034	67,733	6,35,767



## PUBLIC WORKS DEPARTMENT, IRRIGATION BRANCH.

## YERLA RIVER IRRIGATION WORKS.

## TANK PROJECT.

No. 3.—Revenue Account for, and to end of, 1928-29.

Receipts.	TOTAL.			Charges.	TOTAL.		
	Previous.	1928-29.	Total		Previous.	1928-29.	Total.
	Rs.	Rs.	Rs.		Rs.	Rs.	Rs.
Brought forward .	6,39,341	20,845	6,60,186	Brought forward.	5,68,034	67,733	6,35,767
				IV—REFUNDS OF REVENUE .	71	..	71
				Total ..	5,68,105	67,733	6,35,838
				Share of Collection Charges in the Civil Department	25,725	610	26,335
				Total Direct Charges .	5,93,830	68,343	6,62,173
				Indirect Charges debitable to Revenue Account as per Account No 5 .	22,946	376	23,322
				Total Charges .	6,16,776	68,719	6,85,495
				Balance Net Revenue	22,565	—47,874	—25,309
GRAND TOTAL ..	6,39,341	20,845	6,60,186	GRAND TOTAL ..	6,39,341	20,845	6,60,186

N B—Last Capital Account detailed in the Administrative Accounts for 1925-26.  
Construction Estimate closed on 31st March 1896, vide G R No. 666, dated 12th May 1896.  
Completion Report approved in G R No. 1419, dated 6th October 1897.

YERLA RIVER IRRIGATION WORKS.

TANK PROJECT.

No. 4.—Interest Account for, and to end of, 1928-29.

	Amount. Rs.		Amount. Rs.
Total interest charges to end of 1927-28 .. .. .	12,77,660	Net Revenue realized to end of 1927-28 as per No 3 .. .. .	22,565
Interest charges for the year 1928-29 .. .. .	24,799	Net Revenue realized during 1928-29 as per No. 3 .. .. .	-47,874
On Rs. 7,19,542 outlay to end of the year 1916-17 at the average rate 3 3/4 per cent. ..	23,926	Total Net Revenue realized to end of the year as per No 3 .. .. .	-25,309
On subsequent outlay Rs. 16,130 at the flat rate 5 1/4 per cent. ..	873	Balance net interest charges ..	13,27,768
Total ..	13,02,459	Total ..	13,02,459

No. 5.—Account of Indirect Charges for, and to end of, 1928-29.

Particulars.	Previous.		1928-29.	Total.	Particulars.	Previous.		1928-29.	Total.
	Rs.	Rs.				Rs.	Rs.		
CAPITAL ACCOUNT			Nil		REVENUE ACCOUNT.				
					1. Capitalized abatement of Land Revenue ..	..	..	..	..
					2. Leave and Pension Allowances ..	21,798	..	..	21,798
					3. Audit and Accounts Establishment ..	1,148	376	..	1,524
Total ..	..	..	..	Total ..	22,946	376	..	23,322	

## PARSUL TANK.

## TANK PROJECT.

No. 3.—Revenue Account for, and to end of, 1928-29.

Receipts.	TOTAL.			Charges.	TOTAL.		
	Previous.	1928-29.	Total.		Previous.	1928-29	Total
I—DIRECT RECEIPTS.	Rs.	Rs.	Rs.	I—EXTENSIONS AND IMPROVEMENTS.	Rs.	Rs.	Rs.
1. Water rates from irrigation..	1,09,243	7,671	1,16,914	1. Head Works ..	3,707	..	3,707
5. Plantations ..	1,373	62	1,435	Total ..	3,707	..	3,707
6 Other canal produce ..				..	..	..	..
7. Water power ..	1,199	..	1,199	II—MAINTENANCE AND REPAIRS.			
9. Rents of buildings ..	34	19	53	1. Head Works ..	11,879	398	12,277
10. Fines ..	24	..	24	2. Main Canals and Branches ..	16	14	30
11. Miscellaneous receipts ..	740	113	853	3. Distributaries ..	5,162	171	5,333
Total ..	1,12,613	7,865	1,20,478	4 Drainage and Protective Works ..	..	17	17
				Total ..	17,057	600	17,657
II—INDIRECT RECEIPTS.				III.—COMPENSATION ..	..	..	..
Irrigation share of Land Revenue collected in the Civil Department.	..	..	..	IV.—ESTABLISHMENT.			
				1 & 2. Direction and Accounts ..	28,691	1,234	29,925
				3. Executive ..			
				4 Pensionary charges ..	315	173	488
Total ..	..	..	..	Total ..	29,006	1,407	30,413
Total Receipts ..	1,12,613	7,865	1,20,478	V—TOOLS AND PLANT ..	1,147	21	1,164
Carried over ..	1,12,613	7,865	1,20,478	Carried over ..	50,913	2,028	52,941

PARSUL TANK.

TANK PROJECT.

No. 3.—Revenue Account for, and to end of, 1928-29.

Receipts	TOTAL.			Charges.	TOTAL.		
	Previous	1928-29	Total.		Previous.	1928-29.	Total.
	Rs.	Rs.	Rs.		Rs.	Rs.	Rs.
Brought forward ..	1,12,613	7,865	1,20,478	Brought forward .	50,913	2,028	52,941
				VI—REFUNDS OF REVENUE ..	177	..	177
				Total ..	51,090	2,028	53,118
				Share of collection charges in the Civil Department.	4,634	230	4,864
				Total Direct Charges	55,724	2,258	57,982
				Indirect Charges debitable to Revenue Account as per Account No 5 ..	3,743	6	3,749
				Total Charges ..	59,467	2,264	61,731
				Balance Net Revenue ..	53,146	5,601	58,747
GRAND TOTAL	1,12,613	7,865	1,20,478	GRAND TOTAL	1,12,613	7,865	1,20,478

N.B.—Last Capital Account detailed in the Administrative Accounts for 1897-98.

Construction Estimate closed on 31st March 1896—vide G R. No 396, dated 14th March 1896.

Completion Report approved in G R. No. 241, dated 17th January 1896

Note—Loss of revenue due to concessions granted for wheat cultivation during the Rabi season, 1916-17, vide G. R. No. A.L.-12327, dated 18th December 1917—Rs 637.

## PARSUL TANK.

## TANK PROJECT.

## No. 4.—Interest Account for, and to end of, 1928-29.

	Amount. Rs.		Amount. Rs.
Total interest charges to end of 1927-28 .. ..	3,18,601	Net Revenue realized to end of 1927-28 as per No. 3 ..	53,146
Interest charges for the year 1928-29 .. ..	6,917	Net Revenue realized during 1928-29 as per No. 3 ..	5,601
Rs.		Total Net Revenue realized to end of the year as per No. 3 .. ..	58,747
On Rs. 2,08,007 outlay to end of the year 1916-17 at the average rate 3 3252 per cent.		Balance net interest charges ..	2,66,771
Total ..	3,25,518	Total ..	3,25,518

## No. 5.—Account of Indirect charges for, and to end of, 1928-29.

Particulars.	Previous.	1928-29.	Total.	Particulars.	Previous	1928-29.	Total.
	Rs.	Rs.	Rs.		Rs.	Rs.	Rs.
CAPITAL ACCOUNT.		Nil.		REVENUE ACCOUNT.			
				1. Capitalized abatement of Land Revenue ..	..	..	..
				2. Leave and Pension Allowances ..	3,699	..	3,699
				3. Audit and Accounts Establishment ..	44	6	50
				Total ..	3,743	6	3,749

MUTHA CANALS INCLUDING MATOBA TANK.

TANK PROJECT.

No. 2.—Capital Account for, and to end of, 1928-29.

Heads of Account.	Direct Charges.			Cost of Construction as now estimated. (Construction estimate closed on 31st Mar. 1897.)	Expenditure against closed estimates.
	Previous.	1928-29.	Total.		
1	2	3	4	5	6
<b>I.—WORKS.</b>					
<b>(1) HEAD WORKS.</b>					
A. Preliminary Expenses ..	8,391	..	8,391	8,391	8,391
B. Land .. ..	3,53,177	..	3,53,177	3,53,177	3,53,177
C. Masonry Works .. ..	28,90,673	..	28,90,673	28,90,673	28,90,673
K. Buildings .. ..	21,537	..	21,537	21,537	21,537
M. Plantations .. ..	3,059	..	3,059	3,059	3,059
O. Miscellaneous .. ..	820	..	820	820	820
P. Maintenance .. ..	1,231	..	1,231	1,231	1,231
<b>Total, Head Works ..</b>	<b>32,78,888</b>	<b>..</b>	<b>32,78,888</b>	<b>32,78,888</b>	<b>32,78,888</b>
<b>(2) MAIN CANALS AND BRANCHES.</b>					
A. Preliminary Expenses ..	4,926	..	4,926	6,936	2,828
B. Land .. ..	1,26,843	..	1,26,843	1,26,843	1,26,843
C(a). Regulators .. ..	37,342	..	37,342	37,342	37,342
C(e). River and Hill Torrent Works..	5,21,670	..	5,21,670	5,21,670	5,21,670
C(e). Bridges .. ..	95,170	..	95,170	95,170	95,170
C(f). Escapes .. ..	18,120	..	18,120	18,120	18,120
J. Mills .. ..	56,415	..	56,415	56,415	56,415
K. Buildings .. ..	13,070	..	13,070	13,070	13,070
L. Earth-work .. ..	9,89,763	..	9,89,763	9,89,763	9,89,763
M. Plantations .. ..	16,011	..	16,011	16,011	16,011
O. Miscellaneous .. ..	1,868	..	1,868	1,868	1,868
P. Maintenance .. ..	4,566	..	4,566	4,566	4,566
<b>Total, Main Canals and Branches ..</b>	<b>18,85,764</b>	<b>..</b>	<b>18,85,764</b>	<b>18,87,774</b>	<b>18,83,666</b>
<b>(3) DISTRIBUTARIES.</b>					
A. Preliminary Expenses ..	6,767	..	6,767	6,853	6,740
B. Land .. ..	5,666	..	5,666	5,666	5,666
C. Masonry Works .. ..	3,03,419	..	3,03,419	3,03,419	3,03,419
G. Bridges .. ..	1,273	..	1,273	1,273	1,273
L. Earth-work .. ..	73,961	..	73,961	73,961	73,961
M. Plantations .. ..	407	..	407	407	407
O. Miscellaneous .. ..	8,01,559	..	8,01,559	8,01,559	8,01,559
<b>Total, Distributaries ..</b>	<b>11,93,052</b>	<b>..</b>	<b>11,93,052</b>	<b>11,93,138</b>	<b>11,93,025</b>
<b>Carried over ..</b>	<b>63,57,704</b>	<b>..</b>	<b>63,57,704</b>	<b>63,59,800</b>	<b>63,55,579</b>

## MUTHA CANALS INCLUDING MATOBA TANK.

## TANK PROJECT.

No. 2.—Capital Account for, and to end of, 1928-29.

Heads of Account.	Direct Charges.			Cost of Construction as now estimated. (Construction estimate closed on 31st Mar. 1897.)	Expenditure against closed estimates.		
	Previous.	1928-29.	Total.				
1	2	3	4	5	6		
Brought forward ..	Rs. 63,57,704	Rs. ..	Rs. 63,57,704	Rs. 63,59,800	Rs. 63,55,579		
(4) DRAINAGE AND PROTECTIVE WORKS							
B. Land ..	7,328	..	7,328	7,328	7,328		
L. Earth-work ..	1,188	..	1,188	1,188	1,188		
O. Miscellaneous ..	..	902	902	96,316	..		
Total, Drainage and Protective Works ..	8,516	902	9,418	1,04,832	8,516		
Adjustment of previous Outlay ..	12,63,166	..	12,63,166	12,63,166	12,63,166		
Total, I.—Works ..	51,03,054	902	51,03,956	52,01,466	51,00,929		
II. ESTABLISHMENT.							
1. & 2. Direction and Accounts ..	} 11,48,010	} 699	} 11,48,855	} 11,71,144	} 11,47,120		
3. Executive ..							
4. Medical ..						146	146
5. Departmental Charges ..						1,01,947	1,01,947
Presidency charges ..						..	98
Total, II.—Establishment ..	10,46,209	797	10,47,006	10,74,197	10,45,319		
III.—TOOLS AND PLANT ..	1,18,828	32	1,18,860	1,21,632	1,18,679		
IV.—SUSPENSE ACCOUNTS ..	1,136	..	1,136	1,136	1,136		
Grand Total ..	62,66,955	1,731	62,68,686	63,96,159	62,63,791		
V.—Less—Receipts on Capital Account ..	12,328	..	12,328	12,328	12,328		
Net Outlay ..	62,54,627	1,731	62,56,358	63,83,831	62,51,463		
Apportionment.							
Chargeable to 49—Irrigation ..	52,83,962	..	52,83,962	} 63,83,831	} 62,51,463		
Chargeable to 43—Minor Works and Navigation—Provincial ..	9,60,678	..	9,60,678				
Chargeable to 55—Construction of Irrigation Works ..	9,987	1,731	11,718				
Total ..	62,54,627	1,731	62,56,358	63,83,831	62,51,463		

MUTHA CANALS INCLUDING MATOBA TANK.

TANK PROJECT.

No. 3.—Revenue Account for, and to end of, 1928-29.

Receipts.	TOTAL.			Charges.	TOTAL.		
	Previous.	1928-29	Total		Previous.	1928-29.	Total
	Rs.	Rs.	Rs.		Rs.	Rs.	Rs.
<b>I—DIRECT RECEIPTS.</b>				<b>I—EXTENSIONS AND IMPROVEMENTS.</b>			
1. Water-rates from Irrigation ..	86,11,077	1,71,665	87,82,742	1. Head Works	50,161	493	50,654
3. Sales of water .	1,36,455	6,586	1,43,041	2. Main Canals and Branches ..	60,660	6,933	67,593
4. Water-supply of towns	54,84,047	1,13,604	55,97,651	3. Distributaries	85,563	3,239	88,802
5. Plantations .	8,820	..	8,820	4. Drainage and Protective Works.	4,864	..	4,864
6. Other canal produce	1,78,800	3,642	1,82,442				
7 Water power ..	65,858	..	65,858				
8. Navigation ..	5,373	1,070	6,443	Total ..	2,01,248	10,665	2,11,913
9. Rents of buildings ..	6,873	1,306	8,179				
10 Fines ..	10,306	..	10,306	<b>II—MAINTENANCE AND REPAIRS.</b>			
11 Miscellaneous receipts ..	2,49,218	4,394	2,53,612	1. Head Works ..	2,47,091	3,671	2,50,762
12. Deduct—refunds	4,286	71	4,357	2. Main Canals and Branches ..	10,18,099	35,934	10,54,033
Total ..	1,47,52,541	3,07,196	1,50,54,737	3. Distributaries ..	11,12,661	1,237	11,13,898
				4. Drainage and Protective Works.	179	..	179
				Total ..	23,78,030	40,842	24,18,872
<b>II—INDIRECT RECEIPTS.</b>							
Irrigation share of Land Revenue collected in the Civil Department			..	<b>III—COMPENSATION</b> ..	494	..	494
Irrigation share on account of operations from the Canal, vide Government Resolution Nos 1159 and 1539, dated respectively 28th June and 29th September 1892 ..	1,633	73	1,706	<b>IV.—ESTABLISHMENT.</b>			
				1 & 2. Direction and Accounts ..	20,22,707	70,036	20,92,743
				3. Executive ..			
				4. Pensionary charges ..	20,358	9,805	30,163
Total ..	1,633	73	1,706	Total ..	20,43,065	79,841	21,22,906
Total, Receipts ..	1,47,54,174	3,02,269	1,50,56,443	<b>V.—TOOLS AND PLANT</b> ..	1,75,469	1,131	1,76,600
Carried over ..	1,47,54,174	3,02,269	1,50,56,443	Carried over ..	47,98,306	1,32,479	49,30,785



## MUTHA CANALS INCLUDING MATOBA TANK.

## TANK PROJECT.

No. 3.—Revenue Account for, and to end of, 1928-29.

Receipts.	TOTAL.			Charges	TOTAL.		
	Previous.	1928-29.	Total.		Previous.	1928-29.	Total.
	Rs.	Rs.	Rs.		Rs.	Rs.	Rs.
Brought forward ..	1,47,54,174	3,02,269	1,50,56,443	Brought forward ..	47,98,306	1,32,479	49,30,785
				VI—REFUNDS OF REVENUE..	53,448	..	53,448
				Suspense Account.	—3,139	..	—3,139
				Deduct—Receipts on Revenue account.	3,546	..	3,546
				Total ..	48,45,069	1,32,479	49,77,548
				Share of collection charges in the Civil Department	3,68,944	4,287	3,73,231
				Total, Direct Charges	52,14,013	1,36,766	53,50,779
				Indirect Charges debitable to Revenue Account as per Account No. 5	2,71,699	515	2,72,214
				Total, Charges ..	54,85,712	1,37,281	56,22,993
				Balance Net Revenue ..	92,68,462	1,64,988	94,33,450
GRAND TOTAL ..	1,47,54,174	3,02,269	1,50,56,443	GRAND TOTAL ..	1,47,54,174	3,02,269	1,50,56,443

N B—Construction Estimate of the Mutha Canal closed on 31st March 1897, vide G. R. No. 710, dated 13th May 1897, and that of the Matoba Tank on 31st March 1892—vide G. R. No. 1411, dated 12th September 1893. Completion Report of the Mutha Canal approved in G. R. No. 2241 of 30th October 1901 and that of the Matoba Tank in G. R. No. 827 of 17th May 1894.

Note.—Loss of revenue due to concessions granted for wheat cultivation during the Rabi Season, 1916-17—vide G. R. No. A.L-12317, dated 18th December 1917—Rs. 2,665.

MUTHA CANALS INCLUDING MATOBA TANK.

TANK PROJECT.

No. 4.—Interest Account for, and to end of, 1928-29.

	Amount		Amount
	Rs.		Rs.
Total interest charges to end of 1927-28 .. ..	1,31,19,185	Net Revenue realized to end of 1927-28 as per No. 3 ..	92,68,462
Interest charges for the year 1928-29 .. ..	2,07,951	Net Revenue realized during 1928-29 as per No 3 .. ..	1,64,988
On Rs. 62,58,210 outlay to end of the year 1916-17 at the average rate 3.3252 per cent. ..	2,08,098	Total Net Revenue realized to end of the year as per No. 3 .. ..	94,33,450
On subsequent outlay Rs. — 2,717 at 5.41 per cent. ..	—147	Balance net interest charges ..	38,93,686
Total ..	1,33,27,136	Total ..	1,33,27,136

No. 5.—Account of Indirect Charges for, and to end of, 1928-29.

Particulars.	Previous.	1928-29.	Total.	Particulars.	Previous.	1928-29.	Total.
	Rs.	Rs.	Rs.		Rs.	Rs.	Rs.
<b>CAPITAL ACCOUNT.</b>				<b>REVENUE ACCOUNT.</b>			
1. Capitalized abatement of Land Revenue ..	93,528	..	93,528	1. Capitalized abatement of Land Revenue ..	..	..	..
2. Leave and Pension Allowances ..	2,02,243	..	2,02,243	2. Leave and Pension Allowances ..	2,67,623	..	2,67,623
3. Audit and Accounts Establishment ..	63	9	72	3. Audit and Accounts Establishment ..	4,076	615	4,591
Total ..	2,95,834	9	2,95,843	Total ..	2,71,699	615	2,72,214

## MUTHA CANALS INCLUDING MATOBA TANK.

## TANK PROJECT.

No. 6.—Statement comparing Capital Cost to end of 1928-29 with sanctioned Estimates.

Particulars.	Charges against closed sanctions.			Current sanctions.			Total charges to date against old and current sanctions.
	Expenditure against construction estimate.	Expenditure against open capital sanctions.	Total.	Charges to date.	Amount of sanctioned estimate.	Unspent balance of estimate.	
1	2	3	4	5	6	7	8
	Rs.	Rs.	Rs.	Rs.	Rs.	Rs.	Rs.
<b>DIRECT CHARGES.</b>							
Works .. ..	54,32,020	-5,31,091	51,00,929	3,027	1,00,537	97,510	51,03,956
Establishment ..	10,12,260	33,059	10,45,319	1,589	24,024	22,435	10,46,908
Pensionary charges ..	..	..	..	98	4,854	4,756	98
Tools and Plant ..	1,19,987	-1,308	1,18,679	181	2,953	2,772	1,18,860
Suspense Accounts ..	..	-1,136	-1,136	..	..	..	-1,136
<b>Total ..</b>	<b>65,64,267</b>	<b>-3,00,476</b>	<b>62,63,791</b>	<b>4,895</b>	<b>1,32,368</b>	<b>1,27,473</b>	<b>62,68,686</b>
<i>Less—Receipts on Capital Account ..</i>	<i>12,234</i>	<i>94</i>	<i>12,328</i>	<i>..</i>	<i>..</i>	<i>..</i>	<i>12,328</i>
<b>Net Total ..</b>	<b>65,52,033</b>	<b>-3,00,570</b>	<b>62,51,463</b>	<b>4,895</b>	<b>1,32,368</b>	<b>1,27,473</b>	<b>62,56,358</b>
<b>INDIRECT CHARGES.</b>							
Capitalized abatement of Land Revenue ..	58,776	34,752	93,528	..	16,515	16,515	93,528
Leave and Pension Allowances ..	1,89,546	12,573	2,02,119	124	128	4	2,02,243
Audit and Accounts Establishment ..	..	43	43	29	1,004	975	72
<b>Total ..</b>	<b>2,48,322</b>	<b>47,368</b>	<b>2,95,690</b>	<b>153</b>	<b>17,647</b>	<b>17,494</b>	<b>2,95,843</b>
<b>GRAND TOTAL ..</b>	<b>68,00,355</b>	<b>-2,53,202</b>	<b>65,47,153</b>	<b>5,048</b>	<b>1,50,015</b>	<b>1,44,967</b>	<b>65,52,201</b>

Government Order No. W.I.—11541 (P.W.D.), dated 28th November 1918 .. .. . Rs. 144  
 Estimate approved by Government in G. M. No. 337-I, dated 24th March 1924 .. .. . 5,218  
 Estimate sanctioned in G. R. (P.W.D.) No. 1965, dated 10th January 1929 .. .. . 1,44,653

**Total .. 1,50,015**

GOKAK CANAL (FIRST SECTION) AND STORAGE WORKS.

CANAL PROJECT

No. 3.—Revenue Account for, and to end of, 1928-29.

Receipts.	TOTAL			Charges.	-TOTAL.		
	Previous.	1928-29	Total		Previous	1928-29	Total.
	Rs.	Rs.	Rs.		Rs.	Rs.	Rs.
<b>I—DIRECT RECEIPTS.</b>				<b>I—EXTENSIONS AND IMPROVEMENTS.</b>			
1. Water-rates from Irrigation ..	12,94,982	55,882	13,50,864	1 Head Works	26,026	..	26,026
3 Sales of water ..	11,445	484	11,929	2 Main Canals and Branches ..	1,427	..	1,427
5 Plantations ..	46,944	651	47,595	Total ..	27,453	..	27,453
6. Other canal produce ..							
7 Water power ..	5,09,411	14,313	5,23,724				
9. Rents of buildings ..	1,243	135	1,383	<b>II—MAINTENANCE AND REPAIRS.</b>			
10. Fines ..	44	..	44	1. Head Works ..	98,424	..	98,424
11. Miscellaneous receipts	46,848	4,297	51,145	2 Main Canals and Branches ..	50,112	3,729	53,841
12. Deduct—Refunds ..	13,742	357	14,099	3. Distributaries	27,377	..	27,377
Total ..	18,97,180	75,405	19,72,585	4. Drainage and Protective Works.	30	..	30
				Total ..	1,75,943	3,729	1,79,672
<b>II.—INDIRECT RECEIPTS.</b>							
Irrigation share of Land Revenue collected in the Civil Department.	..	..	..	<b>IV—ESTABLISHMENT.</b>			
				1 and 2 Direction and Accounts ..	1,84,827	6,938	1,91,765
				3. Executive ..			
				4. Pensionary charges ..	2,323	971	3,294
				Total ..	1,87,150	7,909	1,95,059
<b>Total Receipts ..</b>	18,97,180	75,405	19,72,585	<b>V—TOOLS AND PLANT ..</b>	13,037	163	13,200
<b>Carried over ..</b>	18,97,180	75,405	19,72,585	<b>Carried over ..</b>	4,03,583	11,801	4,15,384

## GOKAK CANAL (FIRST SECTION) AND STORAGE WORKS.

## CANAL PROJECT.

No. 3.—Revenue Account for, and to end of, 1928-29.

Receipts.	TOTAL.			Charges	TOTAL.		
	Previous	1928-29.	Total.		Previous.	1928-29.	Total
	Rs.	Rs.	Rs.		Rs.	Rs.	Rs.
Brought forward ..	18,97,180	75,405	19,72,585	Brought forward..	4,03,583	11,801	4,15,384
				VI—REFUNDS OF REVENUE .	3,436	..	3,436
				Total .	4,07,019	11,801	4,18,820
				Share of Collection charges in the Civil Department {	-8,195 66,733	1,704	60,247
				Total, Direct Charges ..	4,65,562	13,505	4,79,067
				Indirect Charges debitable to Revenue Account as per Account No. 5 ..	24,104	37	24,141
				Total, Charges .	4,89,666	13,542	5,03,208
				Balance Net Revenue .	14,07,514	61,863	14,69,377
GRAND TOTAL ..	18,97,180	75,405	19,72,585	GRAND TOTAL ..	18,97,180	75,405	19,72,585

N.B.—Last Capital Account detailed in the Administrative Accounts for 1927-28.  
Construction Estimate closed on 31st March 1897, vide G. R. No. 1393, dated 2nd October 1897.  
Completion Report approved in G. R. No. 327, dated 10th February 1900.

GOKAK CANAL (FIRST SECTION) AND STORAGE WORKS.

CANAL PROJECT.

No. 4.—Interest Account for, and to end of, 1928-29.

	Amount. Rs.		Amount. Rs.
Total interest charges to end of 1927-28 .. .. .	18,77,067	Net Revenue realized to end of 1927-28 as per No. 3 .. .. .	14,07,514
Interest charges for the year 1928-29 .. .. .	47,661	Net Revenue realized during 1928-29 as per No. 3 .. .. .	61,863
On Rs. 13,01,750 outlay to end of the year 1916-17 at the average rate 3'3252 per cent. ..	43,286	Total Net Revenue realized to end of the year as per No. 3 .. .. .	14,69,377
On subsequent outlay Rs. 80,879 at the flat rate 5'41 per cent. .. .. .	4,375	Balance net interest charges ..	4,55,351
Total ..	19,24,728	Total ..	19,24,728

No. 5.—Account of Indirect Charges for, and to end of, 1928-29.

Particulars.	Previous.	1928-29.	Total.	Particulars.	Previous.	1928-29.	Total.
	Rs.	Rs.	Rs.		Rs.	Rs.	Rs.
<b>CAPITAL ACCOUNT.</b>				<b>REVENUE ACCOUNT.</b>			
1. Capitalized abatement of Land Revenue ..	53,279	..	53,279	1. Capitalized abatement of Land Revenue ..	2	..	2
2. Leave and Pension Allowances ..	29,709	..	29,709	2. Leave and Pension Allowances ..	23,551	..	23,551
3. Audit and Accounts Establishment ..	550	..	550	3. Audit and Accounts Establishment ..	551	37	588
Total ..	83,538	..	83,538	Total ..	24,104	37	24,141

## EASTERN NARA WORKS.

## CANAL PROJECT.

No. 2.—Capital Account for, and to end of, 1928-29.

Heads of Account	Direct Charges.			Cost of Construction as now estimated. (Construction estimate closed on 31st March 1898.)	Expenditure against closed estimates.
	Previous.	1928-29.	Total.		
1	2	3	4	5	6
<b>I.—WORKS</b>	Rs.	Rs.	Rs.	Rs.	Rs.
(1) HEAD WORKS.					
B. Land .. .. .	1,638	..	1,638	1,638	1,638
C. Works .. .. .	12,33,300	..	12,33,300	12,33,300	12,33,300
K. Buildings .. .. .	1,862	..	1,862	1,862	1,862
<b>Total, Head Works ..</b>	<b>12,36,800</b>	<b>..</b>	<b>12,36,800</b>	<b>12,36,800</b>	<b>12,36,800</b>
(2) MAIN CANALS AND BRANCHES.					
A. Preliminary Expenses ..	6,455	..	6,455	6,455	6,455
B. Land .. .. .	7,793	..	7,793	7,793	7,793
C. Works .. .. .	18,148	..	18,148	18,148	18,148
D. Regulators .. .. .	3,35,426	..	3,35,426	3,35,426	3,35,426
G. Bridges .. .. .	1,67,386	..	1,67,386	1,67,386	1,67,386
H. Escapes .. .. .	45,632	..	45,632	45,632	45,632
K. Buildings .. .. .	1,49,461	..	1,49,461	1,49,461	1,49,461
L. Earth-work .. .. .	11,26,904	92,639	12,19,543	13,32,897	11,35,426
M. Plantations .. .. .	16,742	..	16,742	16,742	16,742
N. Tanks and Reservoirs ..	1,441	..	1,441	1,441	1,441
O. Miscellaneous .. .. .	40,464	..	40,464	40,464	40,464
P. Maintenance .. .. .	1,587	..	1,587	1,587	1,587
<b>Total, Main Canals and Branches ..</b>	<b>19,17,439</b>	<b>92,639</b>	<b>20,10,078</b>	<b>21,23,432</b>	<b>19,25,961</b>
<b>Carried over ..</b>	<b>31,54,239</b>	<b>92,639</b>	<b>32,46,878</b>	<b>33,60,232</b>	<b>31,62,761</b>

## EASTERN NARA WORKS.

## CANAL PROJECT.

No. 2.—Capital Account for, and to end of, 1928-29.

Heads of Account.	Direct Charges.			Cost of Construction as now estimated. (Construction estimate closed on 31st March 1898.)	Expenditure against closed estimates.
	Previous.	1928-29.	Total.		
1	2	3	4	5	6
Brought forward ..	Rs. 31,54,239	Rs 92,639	Rs. 32,46,878	•Rs 33,60,232	Rs. 31,62,761
<b>(3) DISTRIBUTARIES.</b>					
A. Preliminary Expenses	14,821	..	14,821	14,821	14,821
B. Land .. ..	36,407	..	36,407	36,407	36,407
C. Works .. ..	3,47,754	..	3,47,754	3,47,754	3,47,754
L. Earth-work ..	2,95,837	..	2,95,837	2,95,837	2,95,837
M. Plantations ..	29	..	29	29	29
O. Miscellaneous ..	64,740	..	64,740	64,740	64,740
P. Maintenance ..	1,073	..	1,073	1,073	1,073
Total, Distributaries ..	7,60,661	..	7,60,661	7,60,661	7,60,661
<b>(4) DRAINAGE AND PROTECTIVE WORKS.</b>					
A. Preliminary Expenses	65,327	..	65,327	65,327	65,327
B. Land .. ..	2,832	..	2,832	2,832	2,832
C. Works .. ..	2,38,182	..	2,38,182	2,38,182	2,38,182
L. Earth-work ..	20,29,845	..	20,29,845	20,29,845	20,29,845
O. Miscellaneous ..	425	..	425	425	425
Total, Drainage and Protective Works.	23,36,611	..	23,36,611	23,36,611	23,36,611
<b>(6) SPECIAL TOOLS AND PLANTS ..</b>					
Adjustment according to foot-note (a) under Capital Account for the year 1927-28 ..	—22,384	..	—22,384	—22,384	—22,384
Total, I—Works ..	65,48,883	92,639	66,41,522	67,54,876	65,57,405



## EASTERN NARA WORKS.

## CANAL PROJECT.

No. 2.—Capital Account for, and to end of, 1928-29.

Heads of Account.	Direct Charges.			Cost of Construction as now estimated. (Construction estimate closed on 31st March 1898.)	Expenditure against closed estimates.
	Previous.	1928-29.	Total.		
1	2	3	4	5	6
Brought forward ..	Rs. 65,48,883	Rs. 92,639	Rs. 66,41,522	Rs. 67,54,876	Rs. 65,57,405
<b>II.—ESTABLISHMENT.</b>					
1 and 2. Direction and Accounts ..	16,32,637	} 22,005	16,59,524	16,86,729	16,39,336
3. Executive .. ..	.. ..				
4. Medical .. ..	.. ..				
5. Special Survey .. ..	4,882	} 3,080	3,809	10,936	983
6. Pensionary charges .. ..	729				
Total, II.—Establishment ..	16,38,248	25,085	16,63,333	16,97,665	16,40,319
<b>III.—TOOLS AND PLANT</b> ..	81,419	2,577	83,996	87,396	81,473
<b>IV.—Suspense Accounts</b> ..	..	..	..	..	..
<b>GRAND TOTAL</b> ..	82,68,550	1,20,301	83,88,851	85,39,937	82,79,197
<b>V—Less—Receipts on Capital Account.</b>	176	..	176	176	176
Net Outlay ..	82,68,374	1,20,301	83,88,675	85,39,761	82,79,021
<i>Apportionment.</i>					
Chargeable to 49—Irrigation ..	46,54,282	..	46,54,282	} 85,39,761	82,79,021
Chargeable to 43—Minor Works and Navigation .. ..	23,89,790	..	23,89,790		
Chargeable to 55—Construction of Irrigation Works .. ..	12,24,302	1,20,301	13,44,603		
Total ..	82,68,374	1,20,301	83,88,675	85,39,761	82,79,021

EASTERN NARA WORKS.

CANAL PROJECT.

No. 3.—Revenue Account for, and to end of, 1928-29.

Receipts.	TOTAL.			Charges.	TOTAL.		
	Previous.	1928-29.	Total.		Previous	1928-29.	Total
	Rs.	Rs.	Rs.		Rs.	Rs.	Rs.
<b>I.—DIRECT RECEIPTS.</b>				<b>I.—EXTENSIONS AND IMPROVEMENTS.</b>			
1. Water rates from Irrigation ..	4,83,674	2,952	4,86,626	1. Head Works ..	68,905	9,858	78,763
3. Sales of water ..	39,264	31,262	70,526	2. Main Canals and Branches ..	3,88,294	2,702	3,90,996
5. Plantations ..	3,20,066	429	429	3. Distributaries ..	39,187	..	39,187
6. Other canal produce ..		4,294	3,24,360	4,294	4. Drainage and Protective Works ..	2,49,841	..
8. Navigation ..	9,011	..	9,011	Total ..	7,46,227	12,560	7,58,787
9. Rents of buildings ..	2,027	11	2,038				
10. Fines ..	64,540	8,886	73,426	<b>II.—MAINTENANCE AND REPAIRS.</b>			
11. Miscellaneous receipts ..	6,28,369	2,380	6,30,749	1. Head Works ..	5,82,937	21,931	6,04,868
12. Deduct—Refunds ..	1,210	584	1,794	2. Main Canals and Branches ..	36,53,936	1,53,396	38,07,332
Total ..	15,45,741	49,630	15,95,371	3. Distributaries ..	72,382	..	72,382
				4. Drainage and Protective Works ..	10,56,534	27,656	10,84,190
<b>II. INDIRECT RECEIPTS.</b>				Unclassified outlay ..	5,36,057	..	5,36,057
Irrigation share of Land Revenue collected in the Civil Department ..	2,55,24,462	4,95,204	2,60,09,666	Total ..	59,01,846	2,02,983	61,04,829
4 per cent. on 9/10ths of the proceeds from sales of occupancy rights per Govt. of India Nos. 53 & 58-A, 1, dated respectively 20th June and 1st August 1839, communicated in Government Resolution No 1209, dated 10th July, and No. 1913, dated 7th November 1839, to end of 1920-21 and thereafter at the average rate communicated by Local Govt., vide Govt. Order, F. W D., No. W 1. 11143, dated 20th July 1921 ..	98,520	6,368	1,04,888	<b>IV.—ESTABLISHMENT.</b>			
Total ..	2,56,22,982	4,91,572	2,61,14,554	1 & 2. Direction and Accounts ..	29,44,354	1,44,725	30,89,079
				3. Executive ..			
Total, Receipts ..	2,71,68,723	5,41,202	2,77,09,925	4. Pensionary charges ..	38,495	20,261	58,756
Carried over ..	2,71,68,723	5,41,202	2,77,09,925	Total ..	29,82,849	1,64,986	31,47,835
				<b>V.—TOOLS AND PLANT</b> ..	78,633	4,615	83,248
				Carried over ..	97,09,555	3,85,144	1,00,94,699

## PUBLIC WORKS DEPARTMENT, IRRIGATION BRANCH.

## EASTERN NARA WORKS.

## CANAL PROJECT.

## No. 3.—Revenue Account for, and to end of, 1928-29.

Receipts.	TOTAL.			Charges.	TOTAL.		
	Previous.	1928-29.	Total.		Previous.	1928-29.	Total.
Brought forward ..	Rs. 2,71,68,723	Rs. 5,41,202	Rs. 2,77,09,925	Brought forward ..	Rs. 97,09,555	Rs. 3,85,144	Rs. 1,00,94,699
<i>Note.</i> —Loss to the canal on account of difference between assessment of water-rates on jaghir lands and assessment at the ordinary rates in force for Government lands noted here per Government of India letter No 233-I, dated 14th June 1883, communicated under Government Resolution No. 400, dated 11th August 1883.				VI—REFUNDS OF REVENUE..	8,042	..	8,042
				Suspense Account ..	27	..	27
				Deduct—Receipts on Revenue Account ..	2,081	29	2,110
				Total ..	97,15,543	3,85,115	1,01,00,658
				Share of collection charges in the Civil Department ..	19,06,949	29,883	19,36,832
				Total Direct Charges ..	1,16,22,492	4,14,998	1,20,37,490
				Indirect Charges debitable to Revenue Account as per Account No. 5 ..	4,17,058	2,155	4,19,213
				Total Charges ..	1,20,39,550	4,17,153	1,24,56,703
				Balance Not Revenue ..	1,51,29,173	1,24,049	1,52,53,222
				GRAND TOTAL ..	2,71,68,723	5,41,202	2,77,09,925
To end of 1927-28 ..	Rs. 7,91,162						
Loss for 1928-29 ..	7,589						
Total ..	7,98,751						

N.B.—Construction estimate closed on 31st March 1898, vide G R No. 1766, dated 18th November 1895. Completion report approved in G. R. No. 438, dated 17th February 1913.

EASTERN NARA WORKS.

CANAL PROJECT.

No. 4.—Interest Account for, and to end of, 1928-29.

	Amount.		Amount.
	Rs.		Rs.
Total interest charges to end of 1927-28 .. ..	1,29,34,079	Net Revenue realized to end of 1927-28 as per No. 3 ..	1,51,29,173
Interest charges for the year 1928-29 .. ..	3,10,501	Net Revenue realized during 1928-29 as per No. 3 ..	1,24,049
On Rs. 67,18,727 outlay to end of the year 1916-17 at the average rate 3·3252 per cent. ..	2,23,411	Total Net Revenue realized to end of the year as per No. 3 ..	1,52,53,222
On the subsequent outlay Rs. 16,09,797 at the flat rate 5·41 per cent. ..	87,090	Balance net interest charges ..	20,08,642
Total ..	1,32,44,580	Total ..	1,32,44,580

No. 5.—Account of Indirect Charges for, and to end of, 1928-29.

Particulars.	Previous.	1928-29.	Total.	Particulars.	Previous.	1928-29.	Total.
	Rs.	Rs.	Rs.		Rs.	Rs.	Rs.
<b>CAPITAL ACCOUNT.</b>				<b>REVENUE ACCOUNT.</b>			
1. Capitalized abatement of Land Revenue ..	9,533	..	9,533	1. Capitalized abatement of Land Revenue ..	550	..	550
2. Leave and Pension Allowances ..	2,77,001	..	2,77,001	2. Leave and Pension Allowances ..	4,00,379	..	4,00,379
3. Audit and Accounts Establishment ..	9,635	926	10,561	3. Audit and Accounts Establishment ..	16,129	2,155	18,284
Total ..	2,96,169	926	2,97,095	Total ..	4,17,058	2,155	4,19,213

## EASTERN NARA WORKS.

## CANAL PROJECT.

No. 6.—Statement comparing Capital Cost to end of 1928-29 with sanctioned Estimates.

Particulars.	Charges against closed sanctions.			Current sanctions.			Total charges to date against old and current sanctions.
	Expenditure against construction estimate.	Expenditure against open capital sanctions.	Total.	Charges to date.	Amount of sanctioned estimate.	Unspent balance of estimate.	
1	2	3	4	5	6	7	8
<b>DIRECT CHARGES.</b>	Rs.	Rs.	Rs.	Rs.	Rs.	Rs.	Rs.
Works .. ..	48,30,172	17,27,233	65,57,405	84,117	1,97,471	1,13,354	66,41,522
Establishment ..	11,84,114	4,55,222	16,39,336	20,188	47,393	27,205	16,59,524
Pensionary charges ..	..	983	983	2,826	9,953	7,127	3,809
Tools and Plant ..	50,880	30,593	81,473	2,523	5,923	3,400	83,996
Total ..	60,65,166	22,14,031	82,79,197	1,09,654	2,60,740	1,51,086	83,88,851
Less—Receipts on Capital Account ..	179	—3	176	..	..	..	176
Net Total ..	60,64,987	22,14,034	82,79,021	1,09,654	2,60,740	1,51,086	83,88,675
<b>INDIRECT CHARGES.</b>							
Capitalized abatement of Land Revenue ..	2,669	6,864	9,533	..	1,281	1,281	9,533
Leave and Pension Allowances ..	2,09,728	67,273	2,77,001	..	..	..	2,77,001
Audit and Accounts Establishment ..	..	9,720	9,720	841	1,975	1,134	10,561
Total ..	2,12,397	83,857	2,96,254	841	3,256	2,415	2,97,095
<b>GRAND TOTAL ..</b>	<b>62,77,384</b>	<b>22,97,891</b>	<b>85,75,275</b>	<b>1,10,495</b>	<b>2,63,996</b>	<b>1,53,501</b>	<b>86,85,770</b>

G. R. No. 1598, dated 17th January 1928, sanctioning excavating cuts Nos. 9 and 10, Eastern Nara Channel .. .. .. Rs. 79,673  
G. R. No. 1598, dated 29th November 1928, [sanctioning excavating cuts Nos. 12 and 13, Eastern Nara Channel] .. .. .. 1,84,323

2,63,996

MHASWAD TANK.

TANK PROJECT.

No. 3.—Revenue Account for, and to end of, 1928-29.

Receipts.	TOTAL			Charges	TOTAL		
	Previous.	1928-29	Total		Previous.	1928-29.	Total.
	Rs	Rs	Rs.		Rs	Rs.	Rs.
<b>I.—DIRECT RECEIPTS.</b>				<b>I.—EXTENSIONS AND IMPROVEMENTS.</b>			
1. Water-rates from Irrigation ..	12,43,753	{ 51,689 (a) 388 }	12,95,830	1. Head Works ..	20,765	136	20,901
3. Sales of water..	696	8	704	2. Main Canals and Branches .	4,910	299	5,209
4. Water-supply of towns	29,846	.	29,846	3. Distributaries.	3,572	.	3,572
5. Plantations	58,012	{ 91	60,307	Total ..	29,247	435	29,682
6. Other canal produce ..		{ 2,204 }					
9. Rents of buildings	1,359	24	1,383	<b>II.—MAINTENANCE AND REPAIRS.</b>			
10. Fines	190	..	190	1. Head Works	83,473	3,037	86,510
11. Miscellaneous Receipts ..	1,16,492	2,143	1,18,635	2. Main Canals and Branches ..	1,32,628	1,131	1,33,759
12. Deduct—Refunds ..	23,253	12,721	35,974	3. Distributaries	93,518	2,371	95,889
Total ..	14,27,095	43,826	14,70,921	Total .	3,09,619	6,539	3,16,158
<b>II.—INDIRECT RECEIPTS.</b>				<b>III.—COMPENSATION</b> ..	75	..	75
Irrigation Share of Land Revenue collected in the Civil Department.	...	..	...	<b>IV.—ESTABLISHMENT.</b>			
				1 and 2. Direction and Accounts	2,81,929	9,351	2,91,280
				3. Executive ..			
				4. Pensionary charges ..	2,748	1,309	4,057
				Total ..	2,84,677	10,660	2,95,337
Total, Receipts ..	14,27,095	43,826	14,70,921	<b>V.—TOOLS AND PLANT</b> ..	7,457	153	7,610
Carried over ..	14,27,095	43,826	14,70,921	Carried over ..	6,31,075	17,787	6,48,862

## PUBLIC WORKS DEPARTMENT, IRRIGATION BRANCH.

## MHASWAD TANK.

## TANK PROJECT.

No. 3.—Revenue Account for, and to end of, 1928-29.

Receipts.	TOTAL.			Charges	TOTAL.		
	Previous.	1928-29.	Total.		Previous.	1928-29.	Total.
	Rs.	Rs	Rs		Rs.	Rs	Rs.
Brought forward..	14,27,095	43,826	14,70,921	Brought forward	6,31,075	17,787	6,48,862
				VI.—REFUNDS OF REVENUE .	423	.	423
				Total ..	6,31,498	17,787	6,49,285
				Share of Collection Charges in the Civil Department	{ 62,636 -8,217	{ 1,411 (a) 388	{ 56,218
				Total, Direct Charges .	6,85,917	19,586	7,05,503
				Indirect Charges debitable to Revenue Account as per Account No. 5 .	37,461	70	37,531
				Total Charges .	7,23,378	19,656	7,43,034
				Balance Net Revenue .	7,03,717	24,170	7,27,887
GRAND TOTAL ..	14,27,095	43,826	14,70,921	GRAND TOTAL .	14,27,095	43,826	14,70,921

N.B.—Last Capital Account detailed in the Administrative Accounts for 1906-07

Construction Estimate closed on 31st March 1901, vide G.R. No. 1197, dated 10th June 1901

Completion Report approved in G.R. No. 1106, dated 22nd April 1903.

(a) Amount adjusted by credit to "water-rates" and debit *per contra* on account of collection charges for the revenue realized by the Aundh State.

MHASWAD TANK.

TANK PROJECT.

No. 4.—Interest Account for, and to end of, 1928-29

		Amount			Amount
		Rs.			Rs.
Total interest charges to end of 1927-28 .. .. .		33,38,871	Net Revenue realized to end of 1927-28 as per No. 3 .. .. .		7,03,717
Interest charges for the year 1928-29 .. .. .		66,688	Net Revenue realized during 1928-29 as per No. 3 .. .. .		24,170
On Rs. 20,05,553 outlay to end of the year 1916-17 at the average rate 3.3257 per cent. ..	Rs. 66,688		Total Net Revenue realized to end of the year as per No. 3 .. .. .		7,27,887
			Balance net interest charges ..		26,77,672
	Total ..	34,05,559		Total ..	34,05,559

No. 5.—Account of Indirect Charges for, and to end of, year 1928-29.

Particulars.	Previous	1928-29.	Total	Particulars.	Previous.	1928-29.	Total.
	Rs.	Rs.	Rs.		Rs.	Rs.	Rs.
CAPITAL ACCOUNT	..	Nil.	..	REVENUE ACCOUNT.			
				1. Capitalized abatement of Land Revenue ..	173	..	173
				2. Leave and Pension Allowances ..	36,720	..	36,720
				3. Audit and Accounts Establishment ..	568	70	638
	..	..	..	Total ..	37,461	70	37,531



## JAMRAO CANAL.

## CANAL PROJECT.

No. 2.—Capital Account for, and to end of, 1928-29.

Heads of Account.	DIRECT CHARGES.			Cost of construction as now estimated (construction estimate closed on 31st March 1902).	Expenditure against closed estimates.
	Previous.	1928-29.	Total.		
1	2	3	4	5	6
<b>I.—WORKS.</b>	Rs.	Rs.	Rs.	Rs.	Rs.
<b>(1) HEAD WORKS.</b>					
A. Preliminary Expenses ..	4,738	..	4,738	4,738	4,738
B. Land .. ..	90,714	..	90,714	90,714	90,714
C. Works .. ..	17,00,934	..	17,00,934	17,00,934	17,00,934
K. Buildings .. ..	1,01,411	..	1,01,411	1,01,411	1,01,411
O. Miscellaneous .. ..	31,921	..	31,921	31,921	31,921
P. Maintenance .. ..	25,550	..	25,550	25,550	25,550
<b>Total, Head Works ..</b>	<b>19,55,268</b>	<b>..</b>	<b>19,55,268</b>	<b>19,55,268</b>	<b>19,55,268</b>
<b>(2) MAIN CANALS AND BRANCHES.</b>					
A. Preliminary Expenses ..	32,466	..	32,466	32,466	32,466
B. Land .. ..	30,215	..	30,215	30,215	30,215
D. Regulators .. ..	3,99,426	..	3,99,426	3,99,426	3,99,426
E. Falls and Weirs .. ..	85,625	..	85,625	85,625	85,625
F. (1) Other cross drainage works ..	1,83,594	..	1,83,594	1,83,594	1,83,594
G. Bridges .. ..	1,71,475	..	1,71,475	1,71,475	1,71,475
H. Escapes .. ..	44,222	..	44,222	44,222	44,222
K. Buildings .. ..	3,95,160	..	3,95,160	3,95,160	3,95,160
L. Earth-work .. ..	27,83,263	83,143	28,66,406	29,68,141	27,90,913
M. Plantations .. ..	45,869	..	45,869	45,869	45,869
O. Miscellaneous .. ..	57,290	..	57,290	57,290	57,290
P. Maintenance .. ..	26,088	..	26,088	26,088	26,088
<b>Total, Main Canals and Branches ..</b>	<b>42,54,693</b>	<b>83,143</b>	<b>43,37,836</b>	<b>44,39,571</b>	<b>42,62,343</b>
<b>Carried over ..</b>	<b>62,09,961</b>	<b>83,143</b>	<b>62,93,104</b>	<b>63,94,839</b>	<b>62,17,611</b>

JAMRAO CANAL.

CANAL PROJECT.

No. 2.—Capital Account for, and to end of, 1928-29.

Heads of Account.	Direct Charges			Cost of construction as now estimated (construction estimate closed on 31st March 1902).	Expenditure against closed estimates
	Previous.	1928-29.	Total		
1	2	3	4	5	6
	Rs.	Rs.	Rs.	Rs.	Rs.
Brought forward ..	62,09,961	83,143	62,93,104	63,94,839	62,17,611
<b>(3) DISTRIBUTARIES.</b>					
B. Land .. ..	9,409	..	9,409	9,409	9,409
C. Works .. ..	11,529	..	11,529	11,529	11,529
L. Earth-work .. ..	3,64,138	..	3,64,138	3,64,138	3,64,138
M. Plantations .. ..	7,60,016	..	7,60,016	7,60,016	7,60,016
O. Miscellaneous .. ..	17,091	—922	16,169	16,169	16,169
P. Maintenance .. ..	10,041	..	10,041	10,041	10,041
Total, Distributaries ..	11,72,224	—922	11,71,302	11,71,302	11,71,302
<b>(4) DRAINAGE AND PROTECTIVE WORKS.</b>					
A. Preliminary Expenses ..	363	..	363	363	363
C. Works .. ..	23,824	..	23,824	23,824	23,824
L. Earth-work .. ..	31,145	..	31,145	31,145	31,145
O. Miscellaneous .. ..	9,134	..	9,134	9,134	9,134
Total, Drainage and Protective Works	64,466	..	64,466	64,466	64,466
<b>(6) SPECIAL TOOLS AND PLANT</b>					
..	2,86,980	..	2,86,980	2,86,980	2,86,980
Total, I.—Works ..	77,33,631	82,221	78,15,852	79,17,587	77,40,359

## JAMRAO CANAL.

## CANAL PROJECT.

No. 2.—Capital Account for, and to end of, 1928-29.

Heads of Account.	Direct Charges.			Cost of construction as now estimated (construction estimate closed on 31st March 1902).	Expenditure against closed estimates.
	Previous	1928-29	Total.		
1	2	3	4	5	6
	Rs.	Rs.	Rs.	Rs.	Rs.
Brought forward ..	77,33,631	82,221	78,15,852	79,17,587	77,40,359
<b>II.—ESTABLISHMENT.</b>					
3. Executive .. ..	} 16,66,372	19,403	16,85,775	17,10,191	16,67,656
4. Medical .. ..					
5. Special Survey .. ..					
Pensionary charges .. ..	623	2,717	3,340	9,735	803
Total, Establishment ..	16,66,995	22,120	16,89,115	17,19,926	16,68,459
III.—TOOLS AND PLANT ..	1,91,735	2,292	1,94,027	1,97,080	1,91,762
IV.—Suspense Accounts ..	4,606	..	4,606	4,606	4,606
Grand Total ..	95,96,967	1,06,633	97,03,600	98,39,199	96,05,186
V.—Less—Receipts on Capital Account.	981	..	981	981	981
Net Outlay ..	95,95,986	1,06,633	97,02,619	98,38,218	96,04,205
<i>Apportionment.</i>					
Chargeable to 49—Irrigation ..	87,79,885	..	87,79,885	87,79,885	87,79,885
Chargeable to 55—Construction of Irrigation Works ..	8,16,101	1,06,633	9,22,734	10,58,333	8,24,320
Total ..	95,95,986	1,06,633	97,02,619	98,38,218	96,04,205

## JAMRAO CANAL.

## CANAL PROJECT.

No. 3.—Revenue Account for, and to end of, 1928-29.

Receipts.	TOTAL.			Charges.	TOTAL.		
	Previous.	1928-29.	Total.		Previous.	1928-29.	Total.
<b>I.—DIRECT RECEIPTS.</b>	Rs.	Rs.	Rs.		Rs.	Rs.	Rs.
1. Water-rates from Irrigation ..	4,98,641	5,203	5,03,844	<b>I.—EXTENSIONS AND IMPROVEMENTS.</b>			
3. Sales of water ..	1,838	409	2,247	1. Head Works ..	49,274	7,965	57,239
4. Water-supply of towns ..	5	..	5	2. Main Canals and Branches ..	2,10,277	17,581	2,27,858
5. Plantations ..	1,18,866	3,236	1,22,102	3. Distributaries ..	1,52,079	3,073	1,55,152
6. Other canal produce ..	3,92,137	19,014	4,11,151	4. Drainage and Protective Works.	800	..	800
7. Water power ..	13	..	13	Total ..	4,12,430	28,619	4,41,049
9. Rents of buildings ..	16,817	6,210	23,027				
10. Fines ..	3,21,680	5,936	3,27,616	<b>II.—MAIN-TENANCE AND REPAIRS.</b>			
11. Miscellaneous receipts ..	1,31,989	6,342	1,38,331	1. Head Works ..	2,33,466	3,318	2,36,784
12. Deduct—Refunds ..	1,292	1,185	2,477	2. Main Canals and Branches ..	28,44,971	1,28,217	29,73,188
Total ..	14,80,694	45,165	15,25,859	3. Distributaries ..	21,01,733	92,580	21,94,313
<b>II.—INDIRECT RECEIPTS.</b>				4. Drainage and Protective Works ..	1,024	..	1,024
Irrigation share of Land Revenue collected in the Civil Department.	1,70,50,721	6,93,561	1,77,44,282	Total ..	51,81,194	2,24,115	54,05,309
4 per cent. on 9/10ths of the proceeds from sales of occupancy rights per Govt. of India Nos. 53 and 58-A L, dated respectively 20th June and 1st August 1889, communicated in Government Resolutions No 1209, dated 10th July, and No. 1913, dated 7th November 1889 to end of 1920-21 and thereafter at the average rate communicated by Local Govt., vide Govt. order P.W.D. No W.L. 11143, dated 20th July 1921 ..	14,80,939	78,385	15,59,324	<b>IV.—ESTABLISHMENT.</b>			
Total ..	1,85,31,660	7,71,946	1,93,03,606	1. and 2. Direction and Accounts ..	43,58,053	2,48,301	46,06,354
Total, Receipts ..	2,00,12,354	8,17,111	2,08,29,465	3. Executive ..			
Carried over ..	2,00,12,354	8,17,111	2,08,29,465	Pensionary charges	64,395	34,762	99,157
				Total ..	44,22,448	2,83,063	47,05,511
				<b>V.—TOOLS AND PLANT</b>	1,07,109	5,572	1,12,681
				Carried over ..	1,01,23,181	5,41,369	1,06,64,550

## JAMRAO CANAL.

## CANAL PROJECT.

No 3.—Revenue Account for, and to end of, 1928-29.

Receipts.	TOTAL.			Charges	TOTAL.		
	Previous	1928-29.	Total		Previous.	1928-29.	Total
	Rs.	Rs.	Rs.		Rs.	Rs.	Rs.
Brought forward ..	2,00,12,354	8,17,111	2,08,29,465	Brought forward ..	1,01,23,181	5,41,369	1,06,64,550
Note.—Loss to the canal on account of difference between assessment of water-rates on jaghir lands and assessment at the ordinary rates in force for Government lands noted here per Government of India Letter No 233-I, dated 14th June 1883, communicated under Government Resolution No. 400, dated 11th August 1883.				VI.—REFUNDS OF REVENUE..	1,268	..	1,268
				Suspense Account ..	-4,601	..	-4,601
				Deduct—Receipts on revenue account..	1,808	1	1,809
				Total ..	1,01,18,040	5,41,368	1,06,59,408
				Share of collection charges in the Civil Department	5,38,885	21,132	5,60,017
				Total, Direct Charges.	1,06,56,925	5,62,500	1,12,19,425
				Indirect charges debitable to Revenue Account as per Account No. 5 ..	5,67,882	2,620	5,70,502
				Total, Charges ..	1,12,24,807	5,65,120	1,17,89,927
				Balance Net Revenue ..	87,87,547	2,51,991	90,39,538
				GRAND TOTAL ..	2,00,12,354	8,17,111	2,08,29,465
To end of 1927-28. 3,20,556							
Loss for 1928-29. 23,044							
Total ..3,43,600							
GRAND TOTAL ..	2,00,12,354	8,17,111	2,08,29,465	GRAND TOTAL ..	2,00,12,354	8,17,111	2,08,29,465

N. B.—Last Capital Account detailed in the Administrative Accounts for 1928-29.  
 Construction estimate closed on 31st March 1902—vide G. R. No. 1796, dated 28th August 1901.  
 Completion report approved in G. R. No. 1706, dated 30th June 1906.

JAMRAO CANAL.

CANAL PROJECT.

No. 4.—Interest Account for, and to end of, 1928-29.

		Amount			Amount
		Rs.			Rs.
Total interest charges to end of 1927-28 .. ..		90,38,976	Net Revenue realized to end of 1927-28 as per No. 3 .. ..		87,87,547
Interest charges for the year 1928-29 .. ..		3,43,060	Net Revenue realized during 1928-29 as per No. 3 .. ..		2,51,991
On Rs. 85,84,355 outlay to end of the year 1916-17 at the average rate 3 3252 per cent. ..	Rs. 2,85,447		Total Net Revenue realized to end of the year as per No. 3 .. ..		90,39,538
On subsequent outlay Rs. 10,64,947 at the flat rate 5.41 per cent. ..	57,613		Balance net interest charges .. ..		3,42,498
	3,43,060				
Total .. ..		93,82,036	Total .. ..		93,82,036

No. 5.—Account of Indirect Charges for, and to end of, 1928-29.

Particulars.	Previous.	1928-29.	Total.	Particulars.	Previous.	1928-29.	Total.
	Rs.	Rs.	Rs.		Rs.	Rs.	Rs.
<b>CAPITAL ACCOUNT.</b>				<b>REVENUE ACCOUNT.</b>			
1. Capitalized abatement of Land Revenue ..	54,147	..	54,147	1. Capitalized abatement of Land Revenue ..	1,468	93	1,561
2. Leave and Pension Allowances ..	2,32,669	..	2,32,669	2. Leave and Pension Allowances ..	5,45,734	..	5,45,734
3. Audit and Accounts Establishment. ..	6,583	822	7,405	3. Audit and Accounts Establishment ..	20,680	2,527	23,207
Total .. ..	2,93,399	822	2,94,221	Total .. ..	5,67,882	2,620	5,70,502

## JAMRAO CANAL.

## CANAL PROJECT.

No 6—Statement comparing Capital Cost to end of 1928-29 with sanctioned Estimates

Particulars	Charges against closed sanctions.			Current Sanctions.			Total charges to date against old and current sanctions
	Expenditure against construction Estimate	Expenditure against open Capital sanctions	Total	Charges to date	Amount of sanctioned Estimate.	Unspent balance of Estimate	
1	2	3	4	5	6	7	8
	Rs	Rs	Rs	Rs.	Rs	Rs.	Rs
<b>DIRECT CHARGES.</b>							
Works ..	64,74,033	12,66,326	77,40,359	75,493	1,77,228	1,01,735	78,15,852
Establishment	11,51,054	5,16,602	16,67,656	18,119	42,535	24,416	16,85,775
Pensionary charges	..	803	803	2,537	8,932	6,395	3,340
Tools and Plant	1,81,762	10,000	1,91,762	2,265	5,318	3,053	1,94,027
Suspense Accounts	53	4,553	4,606	..	..	.	4,606
Total	78,06,902	17,98,284	96,05,186	98,414	2,34,013	1,35,599	97,03,600
Less—Receipts on Capital Account	981		981	..	..	..	981
Net Total	78,05,921	17,98,284	96,04,205	98,414	2,34,013	1,35,599	97,02,619
<b>INDIRECT CHARGES.</b>							
Capitalized abatement of Land Revenue	35,896	18,251	54,147		1,149	1,149	54,147
Leave and Pension Allowances	1,61,148	71,521	2,32,669	.	..	..	2,32,669
Audit and Accounts Establishment		6,650	6,650	755	1,772	1,017	7,405
Total	1,97,044	96,422	2,93,466	755	2,921	2,166	2,94,221
<b>GRAND TOTAL</b>	<b>80,02,965</b>	<b>18,94,706</b>	<b>98,97,671</b>	<b>99,169</b>	<b>2,36,934</b>	<b>1,37,765</b>	<b>99,96,840</b>

G. R No. 1598, dated 17th January 1928, sanctioning excavating cuts Nos. 1 & 10  
 Do 29th November 1928 Eastern Nara Channel do do 12 & 13

Rs.  
71,506  
1,65,428  
2,36,934

JAMDA CANAL.

CANAL PROJECT.

No. 3—Revenue Account for, and to end of, 1928-29

Receipts.	TOTAL			Charges.	TOTAL		
	Previous.	1928-29	Total		Previous	1928-29.	Total.
	Rs.	Rs	Rs		Rs	Rs.	Rs
<b>I—DIRECT RECEIPTS</b>				<b>I—EXTENSIONS AND IMPROVEMENTS</b>			
1 Water Rates from Irrigation ..	3,53,137	4,702	3,57,889	1. Head Works	8,605		8,605
3. Sales of water .	212		212	2 Main Canals and Branches .	27,757		27,757
5. Plantations	89,799	5,638	96,533	3. Distributaries	1,464		1,464
6. Other produce canal				1,096			
9. Rents of buildings	2,177	51	2,182				
10 Fines	153	..	153	<b>Total .</b>	<b>37,826</b>	<b>..</b>	<b>37,826</b>
11. Miscellaneous receipts	2,851	42	2,893				
12 <i>Deduct</i> —Re-funds	240	53	293	<b>II—MAINTENANCE AND REPAIRS.</b>			
				1. Head Works	20,228	179	20,407
				2 Main Canals and Branches	2,85,459	5,734	2,91,193
				3. Distributaries	16,463	21	16,484
<b>Total</b>	<b>4,48,139</b>	<b>11,430</b>	<b>4,59,569</b>	<b>Total</b>	<b>3,22,150</b>	<b>5,934</b>	<b>3,28,084</b>
<b>II—INDIRECT RECEIPTS.</b>				<b>IV—ESTABLISHMENT.</b>			
Irrigation share of Land Revenue collected in the Civil Department				1 & 2 Direction and Accounts	2,59,321	4,141	2,63,462
				3 Executive ..			
				4 Pensionary charges	1,00.	580	1,583
<b>Total</b>				<b>Total</b>	<b>2,60,324</b>	<b>4,721</b>	<b>2,65,045</b>
<b>Total, Receipts .</b>	<b>4,48,139</b>	<b>11,430</b>	<b>4,59,569</b>	<b>V—TOOLS AND PLANT</b>	8,065	229	8,294
<b>Carried over ..</b>	<b>4,48,139</b>	<b>11,430</b>	<b>4,59,569</b>	<b>Carried over</b>	<b>5,28,365</b>	<b>10,884</b>	<b>6,39,249</b>



## PUBLIC WORKS DEPARTMENT, IRRIGATION BRANCH.

## JAMDA CANAL.

## CANAL PROJECT.

No. 3.—Revenue Account for, and to end of, 1928-29.

Receipts.	TOTAL.			Charges.	TOTAL.		
	Previous.	1928-29.	Total.		Previous.	1928-29.	Total.
	Rs.	Rs.	Rs.		Rs.	Rs.	Rs.
Brought forward ..	4,48,139	11,430	4,59,569	Brought forward ..	6,28,365	10,884	6,39,249
				Profit and Loss ..	84	..	84
				VI—REFUNDS OF REVENUE ..	1,102	..	1,102
				Suspense Account ..		..	..
				Total ..	6,29,551	10,884	6,40,435
				Share of Collection charges in the Civil Department.	-1,432 17,406	141	16,115
				Total, Direct Charges	6,45,525	11,025	6,56,550
				Indirect Charges debitable to Re- venue Account as per Account No. 5 ..	39,177	59	39,236
				Total, Charges ..	6,84,702	11,084	6,95,786
				Balance Net Revenue ..	-2,36,563	346	-2,36,217
GRAND TOTAL ..	4,48,139	11,430	4,59,569	GRAND TOTAL ..	4,48,135	11,430	4,59,569

N.B.—Last Capital Account detailed in the Administrative Accounts for 1925-26.  
Construction Estimate closed on 31st March 1902—vide G. R. No. 5163, dated 1st May 1915.  
Completion Report approved in G. R. No. 5163, dated 1st May 1915.

JAMDA CANAL.

CANAL PROJECT.

No. 4.—Interest Account for, and to end of, 1928-29.

	Amount. Rs.		Amount. Rs.
Total interest charges to end of 1927-28 ..	22,57,923	Net Revenue realized to end of 1927-28 as per No. 3 ..	-2,36,563
Interest charges for the year 1928-29 ..	33,498	Net Revenue realized during 1928-29 as per No. 3 ..	346
On Rs. 9,91,178 outlay to end of the year 1916-17 at the average rate 3 3252 per cent. ..	32,959	Total Net Revenue realized to end of the year as per No. 3 ..	-2,36,217
On subsequent outlay Rs. 9,968 at the flat rate 5-41 per cent. ..	539	Balance net interest charges ..	2,527,638
Total ..	22,91,421	Total ..	22,91,421

No 5.—Account of Indirect Charges for, and to end of, 1928-29.

Particulars.	Previous.	1928-29.	Total.	Particulars.	Previous.	1928-29.	Total.
	Rs.	Rs.	Rs.		Rs.	Rs.	Rs.
CAPITAL ACCOUNT.	..	..	..	REVENUE ACCOUNT.			
				1. Capitalized abatement of Land Revenue ..	446	..	446
				2. Leave and Pension Allowances ..	38,308	..	38,308
				3. Audit and Accounts Establishment ..	423	59	482
	..	..	..	Total ..	39,177	59	39,236

## PATHRI TANK.

## TANK PROJECT.

No. 3.—Revenue Account for, and to end of, 1928-29.

Receipts.	TOTAL.			Charges.	TOTAL.		
	Previous	1928-29	Total		Previous.	1928-29.	Total.
	Rs	Rs	Rs.		Rs.	Rs	Rs.
<b>I—DIRECT RECEIPTS</b>				<b>I—EXTENSIONS AND IMPROVEMENTS</b>			
1 Water-rates from Irrigation ..	1,00,132	5,774	1,05,906	1. Head Works	5,973	..	5,973
3. Sales of water.	45,069	6,790	51,858	2. Main Canals and Branches	3,671	..	3,671
5 Plantations .	4,365	..	5,744	Total .	9,644	..	9,644
6 Other produce canal .				1,379			
9 Rents of buildings .	4	7	11				
10. Fines ..	28	..	28	<b>II—MAINTENANCE AND REPAIRS</b>			
11. Miscellaneous receipts	1,561	60	1,621	1 Head Works	14,256	948	15,204
12 Deduct—Refunds ..	1,234	..	1,234	2 Main Canals and Branches .	15,685	657	16,342
Total ..	1,49,924	14,010	1,63,934	3. Distributaries..	2,305	156	2,461
				Total .	32,246	1,761	34,007
<b>II—INDIRECT RECEIPTS.</b>				<b>IV—ESTABLISHMENT.</b>			
Irrigation share of Land Revenue collected in the Civil Department.			..	1 and 2 Direction and Accounts ..	22,427	1,393	23,820
				3. Executive ..			
				4. Pensionary charges ..	372	195	567
				Total ..	22,799	1,588	24,387
Total Receipts .	1,49,924	14,010	1,63,934	<b>V—TOOLS AND PLANT</b> ..	2,001	68	2,069
Carried over .	1,49,924	14,010	1,63,934	Carried over .	66,690	3,417	70,107

PATHRI TANK.

TANK PROJECT.

No. 3—Revenue Account for, and to end of, 1928-29.

Receipts.	TOTAL.			Charges.	TOTAL.		
	Previous.	1928-29.	Total.		Previous.	1928-29.	Total.
	Rs.	Rs.	Rs.		Rs.	Rs.	Rs.
Brought over ..	1,49,924	14,010	1,63,934	Brought over ..	66,690	3,417	70,107
				VI—REFUNDS OF REVENUE.	4		4
				Suspense Account ..	— 46		— 46
				Total ..	66,648	3,417	70,065
				Share of Collection Charges in the Civil Department.	—1,461 6,723	377	5,639
				Total Direct Charges ..	71,910	3,794	75,704
				Indirect Charges debitable to Revenue Account at per No 5 ..	3,012	18	3,030
				Total Charges ..	74,922	3,812	78,734
				Balance Net Revenue ..	75,002	10,198	85,200
GRAND TOTAL ..	1,49,924	14,010	1,63,934	GRAND TOTAL ..	1,49,924	14,010	1,63,934

N.B.—Last Capital Account detailed in the Administrative Accounts for 1915-16 Construction Estimate closed on 31st March 1902—vide G. R. No. 1654, dated 6th July 1902. Completion Report approved in G. R. No. 2452, dated 22nd November 1910.

## PATHRI TANK.

## TANK PROJECT.

## No. 4.—Interest Account for, and to end of, 1928-29.

	Amount Rs.		Amount Rs.
Total interest charges to end of 1927-28 .. .. .	5,34,265	Net Revenue realized to end of 1927-28 as per No. 3 .. .. .	75,002
Interest charges for the year 1928-29 .. .. .	20,876	Net Revenue realized during 1928-29 as per No. 3.. .. .	10,198
On Rs. 6,27,825 outlay to end of the year 1916-17 at the average rate 3-3,252 per cent. .. .. .	Rs 20,876	Total Net Revenue realized to end of the year as per No 3 .. .. .	85,200
		Balance net interest charges .. .. .	4,69,941
Total .. .. .	5,55,141	Total .. .. .	5,55,141

## No. 5.—Account of Indirect Charges for, and to end of, 1928-29.

Particulars.	Previous	1928-29.	Total.	Particulars.	Previous.	1928-29	Total.
	Rs.	Rs.	Rs.		Rs.	Rs.	Rs.
CAPITAL ACCOUNT.		Nil		REVENUE ACCOUNT.			
				2. Leave and Pension Allowances .. .. .	2,768		2,768
				3. Audit and Accounts Establishment .. .. .	244	18	262
				Total .. .. .	3,012	18	3,030

## VICTORIA TANK.

## TANK PROJECT.

No. 2.—Capital Account for, and to end of, 1928-29.

Heads of Account.	Direct Charges.			Cost of Construction as now estimated.	Expenditure against closed estimates.
	Previous.	1928-29.	Total.		
1	2	3	4	5	6
I.—WORKS.	Rs.	Rs.	Rs.	Rs.	Rs.
(1) HEAD WORKS.					
A. Preliminary Expenses ..	..	..	..	600	..
B. Land .. ..	4,052	..	4,052	13,200	..
C. Masonry Works .. ..	2,352	..	2,352	60,033	..
K. Buildings .. ..	..	..	..	1,000	..
L. Earth-work .. ..	45,742	..	45,742	2,72,099	..
P. Maintenance .. ..	865	19	884	712	..
Total, Head Works ..	53,011	19	53,030	3,47,644	..
(2) MAIN CANALS AND BRANCHES.					
A. Preliminary Expenses ..	..	..	..	200	..
B. Land .. ..	..	..	..	80	..
C. Masonry Works .. ..	..	..	..	4,500	..
K. Buildings .. ..	..	..	..	200	..
L. Earth-work .. ..	..	..	..	1,420	..
Total, Main Canals and Branches ..	..	..	..	6,400	..
Total I.—Works ..	53,011	19	53,030	3,54,044	..
II.—ESTABLISHMENT.					
1 & 2. Direction and Accounts ..	11,209	9	11,218	17,038	..
3. Executive .. ..				61,337	..
6. Pensionary charges .. ..				..	..
Total II.—Establishment ..	11,211	10	11,221	78,375	..
Carried over ..	64,222	29	64,251	4,32,419	..

## VICTORIA TANK.

## TANK PROJECT.

No. 2.—Capital Account for, and to end of, 1928-29.

Heads of Account.	Direct Charges.			Cost of Construction as now estimated.	Expenditure against closed estimates.
	Previous	1928-29.	Total.		
1	2	3	4	5	6
	Rs.	Rs.	Rs.	Rs.	Rs.
Brought forward ..	64,222	29	64,251	4,32,419	..
III.—TOOLS AND PLANT ..	729	.	729	5,111	..
GRAND TOTAL ..	64,951	29	64,980	4,37,530	..
V.—Less—Receipts on Capital Account .. ..	2,415	48	2,463	..	..
Net Outlay ..	62,536	-19	62,517	4,37,530	..
<i>Apportionment.</i>					
Chargeable to 43—Minor Works and Navigation .. ..	18,251	..	18,251	4,37,530	..
Chargeable to 55—Construction of Irrigation Works ..	419	-19	-438		
Chargeable to 33—Famine Relief ..	44,704	..	44,704		
Total ..	62,536	-19	62,517	4,37,530	..

VICTORIA TANK.

TANK PROJECT.

No. 4.—Interest Account for, and to end of, 1928-29.

	Amount. Rs.		Amount. Rs.
Total interest charges to end of 1927-28 .. ..	46,706	Net Revenue realized to end of 1927-28 as per No. 3 .. ..	..
Interest charges for the year 1928-29 .. ..	2,245	Net Revenue realized during 1928-29 as per No. 3 .. ..	..
On Rs 54,565 outlay to end of the year 1916-17 at the average rate 3.3,252 per cent ..	1,814	Total Net Revenue realized to end of the year as per No. 3 .. ..	..
On subsequent outlay Rs. 7,961 at the flat rate 5 41 per cent. ..	431	Balance net interest charges ..	48,951
Total ..	48,951	Total ..	48,951

No. 5.—Account of Indirect Charges for, and to end of, 1928-29.

Particulars	Previous.	1928-29.	Total.	Particulars	Previous.	1928-29.	Total.
	Rs.	Rs.	Rs.		Rs.	Rs.	Rs.
<b>CAPITAL ACCOUNT.</b>				<b>REVENUE ACCOUNT.</b>		Nil.	
1. Capitalized abatement of Land Revenue ..	2,463	..	2,463				
2. Leave and Pension Allowances ..	1,569	..	1,569				
3. Audit and Accounts Establishment ..	..	..	..				
Total ..	4,032	..	4,032	Total ..	..	..	..



## VICTORIA TANK.

## TANK PROJECT.

No. 6.—Statement comparing Capital Cost to end of 1928-29 with sanctioned Estimates

Particulars	Charges against closed sanctions.			Current sanctions.			Total charges to date against old and current sanctions.
	Expenditure against construction estimate.	Expenditure against open capital sanctions.	Total.	Charges to date.	Amount of sanctioned estimate.	Unspent balance of estimate.	
1	2	3	4	5	6	7	8
<b>DIRECT CHARGES.</b>	Rs.	Rs.	Rs.	Rs.	Rs.	Rs.	Rs.
Works .. .. .	..	..	..	53,030	3,54,044	3,01,014	53,030
Establishment .. .. .	..	..	..	11,218	78,375	67,157	11,218
Pensionary charges .. .. .	..	..	..	3	..	—3	3
Tools and Plant .. .. .	..	..	..	729	5,111	4,382	729
Total .. .. .	..	..	..	64,980	4,37,530	3,72,550	64,980
Less—Receipts on Capital Account .. .. .	..	..	..	2,463	..	—2,463	2,463
Net Total .. .. .	..	..	..	62,517	4,37,530	3,75,013	62,517
<b>INDIRECT CHARGES.</b>							
Capitalized abatement of Land Revenue .. .. .	..	..	..	2,463	12,500	10,037	2,463
Leave and Pension Allowances .. .. .	..	..	..	1,569	10,973	9,404	1,569
Total .. .. .	..	..	..	4,032	23,473	19,441	4,032
<b>GRAND TOTAL .. .. .</b>	..	..	..	66,549	4,61,003	3,94,454	66,549

Government of India's No. 449-I., dated 22nd March 1905 *vide* G. R. No. 1218, dated 6th May 1905.

## BUDHIHAL TANK.

## TANK PROJECT.

No. 2.—Capital Account for, and to end of, 1928-29.

Heads of Account.	Direct Charges.			Cost of construction as now estimated.	Expenditure against closed estimates.	
	Previous.	1928-29.	Total.			
I	2	3	4	5	6	
I.—WORKS.	Rs.	Rs.	Rs.	Rs.	Rs.	
(1) HEAD WORKS.						
A. Preliminary Expenses ..	836	..	836	1,600	..	
B. Land ..	8,174	..	8,174	30,204	..	
C. Masonry Works ..	45,988	..	45,988	1,50,393	..	
K. Buildings ..	5,696	..	5,696	5,696	..	
L. Earth-work ..	3,28,697	..	3,28,697	7,62,720	..	
O. Miscellaneous ..	5,043	..	5,043	7,707	..	
P. Maintenance ..	8,321	500	8,821	4,651	..	
Total, Head Works ..	4,02,755	500	4,03,255	9,62,971	..	
(2) MAIN CANALS AND BRANCHES ..	..	..	..	1,66,500*	..	
Total, I.—Works ..	4,02,755	500	4,03,255	11,29,471	..	
II.—ESTABLISHMENT.						
1 and 2. Direction and Accounts ..	90,795	244	91,039	54,973	..	
3. Executive ..		34	89		1,97,617	..
6. Pensionary charges ..		55				
Total, II.—Establishment ..	90,850	278	91,128	2,52,590	..	
III.—TOOLS AND PLANT ..	5,120	11	5,131	16,468	..	
IV.—SUSPENSE ACCOUNTS ..	..	..	..	..	..	
Grand Total ..	4,98,725	789	4,99,514	13,98,529	..	
V.—Less—Receipts on Capital Account ..	5,568	495	6,063	..	..	
Net outlay ..	4,93,157	294	4,93,451	13,98,529	..	

\* Lump sum provision in the estimate.

## PUBLIC WORKS DEPARTMENT, IRRIGATION BRANCH.

## BUDHIHAL TANK.

## TANK PROJECT.

No. 2.—Capital Account for, and to end of, 1928-29.

Heads of Account.	Direct Charges.			Cost of construction as now estimated.	Expenditure against closed estimates.
	Previous.	1928-29.	Total.		
1	2	3	4	5	6
	Rs.	Rs.	Rs.	Rs.	Rs.
<i>Apportionment.</i>					
Chargeable to 35—Construction of Protective Irrigation Works.	36,795	..	36,795	} 13,98,529	..
Chargeable to 43—Minor Works and Navigation.	29,588	.	29,588		
Chargeable to 55—Construction of Irrigation Works.	1,491	294	1,785		
Chargeable to Famine Relief ..	4,25,283	..	4,25,283		
Total ..	4,93,157	294	4,93,451	13,98,529	..

BUDHIHAL TANK.

TANK PROJECT.

No. 4.—Interest Account for, and to end of, 1928-29.

	Amount.		Amount.
	Rs.		Rs.
Total interest charges to end of 1927-28 .. ..	3,82,579	Net Revenue realized to end of 1927-28 as per No. 3 .. ..	..
Interest charges for the year 1928-29 .. ..	16,451	Net Revenue realized during 1928-29 as per No. 3 .. ..	..
On Rs. 4,91,036 outlay to end of the year 1916-17 at the average rate 3.3,252 per cent. ..	Rs. 16,328	Total, Net Revenue realized to end of the year as per No. 3 .. ..	..
On subsequent outlay Rs. 2,268 at the flat rate at 5.41 per cent. ..	123	Balance net interest charges ..	3,99,030
Total ..	3,99,030	Total ..	3,99,030

No. 5.—Account of Indirect Charges for, and to end of, 1928-29.

Particulars	Previous.	1928-29.	Total.	Particulars.	Previous.	1928-29.	Total.
	Rs.	Rs.	Rs.		Rs.	Rs.	Rs.
<b>CAPITAL ACCOUNT.</b>				<b>REVENUE ACCOUNT.</b>		Nil.	
1. Capitalized abatement of Land Revenue ..	5,741	..	5,741				
2. Leave and Pension Allowances ..	12,656	..	12,656				
3. Audit and Accounts Establishment ..	33	5	38				
Total ..	18,430	5	18,435	Total ..	..	..	

## BUDHIHAL TANK

## TANK PROJECT.

No. 6.—Statement comparing Capital Cost to end of 1928-29 with sanctioned estimates.

Particulars.	Charges against closed sanctions.			Current sanctions.			Total charges to date against old and current sanctions.
	Expenditure against construction estimate.	Expenditure against open capital sanctions.	Total.	Charges to date.	Amount of sanctioned estimate.	Unspent balance of estimate.	
1	2	3	4	5	6	7	8
	Rs.	Rs.	Rs.	Rs.	Rs.	Rs.	Rs.
<b>DIRECT CHARGES.</b>							
Works ..	..	..	..	4,03,255	11,29,471	7,26,216	4,03,255
Establishment ..	..	..	..	91,039	2,52,590	1,61,462	91,039
Pensionary charges ..	..	..	..	89			
Tools and Plant ..	..	..	..	5,131	16,468	11,337	89
							5,131
Total ..	..	..	..	4,99,514	13,98,529	8,99,015	4,99,514
Less—Receipts on Capital Account ..	..	..	..	6,063	..	—6,063	6,063
Net Total ..	..	..	..	4,93,451	13,98,529	9,05,078	4,93,451
<b>INDIRECT CHARGES.</b>							
Capitalized abatement of Land Revenue ..	..	..	..	5,741	20,729	14,988	5,741
Leave and Pension Allowances ..	..	..	..	12,656	35,362	22,706	12,656
Audit and Accounts ..	..	..	..	38	..	—38	38
Total ..	..	..	..	18,435	56,091	37,656	18,435
GRAND TOTAL ..	..	..	..	5,11,886	14,54,620	9,42,734	5,11,886

Estimate sanctioned in the Secretary of State's Despatch No. 21 of 14th April 1905, as per Government of India's No. 793-I. of 17th June 1905, communicated in Government Resolution No. 2002 of 1st August 1905.

## NIRA LEFT BANK CANAL INCLUDING SHETPHAL TANK.

## CANAL PROJECT.

No. 2.—Capital Account for, and to end of, 1928-29.

Heads of Account.	Direct Charges.			Cost of Construction as now estimated. (Construction estimate closed on 31st Mar 1906)	Expenditure against closed estimates.
	Previous.	1928-29.	Total.		
1	2	3	4	5	6
<b>I.—WORKS.</b>					
<b>(1) HEAD WORKS.</b>					
A. Preliminary Expenses ..	14,183	..	14,183	12,512	12,512
B. Land .. ..	2,23,024	..	2,23,024	2,23,024	2,23,024
C. Works .. ..	18,63,213	..	18,63,213	18,63,213	18,63,213
K. Buildings .. ..	13,283	..	13,283	13,283	13,283
M. Plantations .. ..	7,053	..	7,053	7,053	7,053
O. Miscellaneous .. ..	1,547	..	1,547	1,547	1,547
P. Maintenance .. ..	3,571	..	3,571	3,571	3,571
<b>Total, Head Works ..</b>	<b>21,25,874</b>	<b>..</b>	<b>21,25,874</b>	<b>21,24,203</b>	<b>21,24,203</b>
<b>(2) MAIN CANALS AND BRANCHES</b>					
A. Preliminary Expenses ..	1,19,080	442	1,19,522	1,20,861	1,07,861
B. Land .. ..	37,299	—240	37,059	44,145	34,145
D. Regulators .. ..	25,518	..	25,518	83,647	20,697
F. River and hill torrent works ..	5,44,730	7,462	5,52,192	6,35,538	5,14,067
G. Bridges .. ..	53,443	..	53,443	59,443	53,443
K. Buildings .. ..	76,788	2,958	79,746	1,37,751	70,751
L. Earth-work .. ..	20,17,929	2,27,025	22,44,954	29,88,644	12,10,554
M. Plantations .. ..	6,928	..	6,928	8,928	6,928
N. Tanks and Reservoirs .. ..	5,58,005	..	5,58,005	5,58,005	5,58,005
O. Miscellaneous .. ..	9,965	14	9,979	41,027	4,027
P. Maintenance .. ..	14,946	132	15,078	18,667	11,167
<b>Total, Main Canals and Branches ..</b>	<b>34,64,631</b>	<b>2,37,793</b>	<b>37,02,424</b>	<b>46,96,656</b>	<b>25,91,645</b>
<b>(3) DISTRIBUTARIES.</b>					
A. Preliminary Expenses ..	8,472	2,280	10,752	13,646	3,646
B. Land .. ..	12,192	..	12,192	12,192	12,192
C. Works .. ..	1,03,398	8,524	1,11,922	7,99,867	98,599
L. Earth-work .. ..	93,077	..	93,077	93,077	93,077
M. Plantations .. ..	8,715	..	8,715	8,715	8,715
O. Miscellaneous .. ..	1,053	..	1,053	1,053	1,053
<b>Total, Distributaries ..</b>	<b>2,26,907</b>	<b>10,804</b>	<b>2,37,711</b>	<b>9,28,550</b>	<b>2,17,282</b>
<b>(4) DRAINAGE AND PROTECTIVE WORKS</b>					
<b>(a) Proportionate expenditure on the Old Bhatgar Dam and on the New Lloyd Dam</b>					
.. ..	27,32,892	16,731	27,49,623	..	..
<b>Total I.—Works ..</b>	<b>85,50,304</b>	<b>2,65,328</b>	<b>88,15,632</b>	<b>77,49,409</b>	<b>49,33,130</b>
<b>Carried over ..</b>	<b>85,50,304</b>	<b>2,65,328</b>	<b>88,15,632</b>	<b>77,49,409</b>	<b>49,33,130</b>

PUBLIC WORKS DEPARTMENT, IRRIGATION BRANCH.  
NIRA LEFT BANK CANAL INCLUDING SHETPHAL TANK.

## CANAL PROJECT.

No. 2.—Capital Account for, and to end of, 1928-29.

Heads of Account.	Direct Charges.			Cost of Construction as now estimated (Construction estimate closed on 31st Mar. 1906.)	Expenditure against closed estimates.
	Previous.	1928-29.	Total.		
	2	3	4	5	6
Brought forward	Rs. 85,50,304	Rs. 2,65,328	Rs. 88,15,632	Rs. 77,49,409	Rs. 49,33,130
<b>(I.—ESTABLISHMENT.</b>					
1 and 2. Direction and Accounts	17,31,803	1,92,505	19,24,308	18,36,499	12,10,261
3. Executive					
Pensionary charges	69,916	{ 26,951 1,172 }	{ 98,039	..	..
(a) Proportionate Establishment on the Expenditure as per note (a) under Works	5,90,863	8,370	5,99,233	..	..
Total, Establishment	{ 23,22,666 69,916 }	2,28,998	26,21,580	18,36,499	12,10,261
<b>(III.—TOOLS AND PLANT</b>					
(a) Proportionate Tools and Plant on the Expenditure as per note (a) under Works	{ 1,72,701 96,754 }	8,752	1,81,453	{ 2,47,603	1,36,272
GRAND TOTAL	1,12,12,341	5,03,445	1,17,15,786	98,33,511	62,79,663
V.—Less—Receipts on Capital Account	8,398	..	8,398	8,398	8,398
Net Outlay	1,12,03,943	5,03,445	1,17,07,388	98,25,113	62,71,265
<i>Apportionment.</i>					
Chargeable to 35—Construction of Protective Irrigation Works	54,01,556	..	54,01,556	98,25,113	62,71,265
Chargeable to 43—Minor Works and Navigation	8,21,653	..	8,21,653		
Chargeable to 55—Construction of Irrigation Works	15,50,095	4,76,805	20,26,900		
Proportionate expenditure on the Old Bhatgar Dam and the New Lloyd Dam	34,30,639	26,640	34,57,279		
Total	1,12,03,943	5,03,445	1,17,07,388	98,25,113	62,71,265

(a) Distributed in the proportion 31 per cent. to the Nira Left Bank Canal and 69 per cent. to the Nira Right Bank Canal according to orders given in Government Memorandum No. 1984-I W., dated 12th January 1926.

NIRA LEFT BANK CANAL AND SHETPHAL TANK.

CANAL PROJECT.

No. 3.—Revenue Account for, and to end of, 1928-29.

Receipts.	TOTAL.			Charges	TOTAL.		
	Previous.	1928-29.	Total.		Previous.	1928-29.	Total
	Rs.	Rs.	Rs.		Rs.	Rs.	Rs.
<b>I—DIRECT RECEIPTS.</b>				<b>I—EXTENSIONS AND IMPROVEMENTS.</b>			
1. Water-rates from Irrigation ..	1,43,47,933	10,19,211	1,53,67,144	1. Head Works ..	35,654	1,239	36,893
3. Sales of water ..	7,100	724	7,824	2. Main Canals and Branches ..	95,267	125	95,392
4. Water supply of towns ..	4,163	730	4,893	3. Distributaries ..	49,208	1,679	50,887
5. Plantations ..	73,972	535	74,507	4. Drainage and Protective Works.	4,931	.	4,931
6. Other canal produce ..	42,269	2,984	45,253	Total ..	1,85,060	3,043	1,88,103
8. Navigation ..	30	.	30	<b>II—MAINTENANCE AND REPAIRS.</b>			
9. Rents of buildings ..	13,389	1,491	14,880	1. Head Works ..	2,75,611	12,353	2,87,964
10. Fines ..	12,738	105	12,843	2. Main Canals and Branches ..	9,63,784	34,728	9,98,512
11. Miscellaneous receipts ..	87,821	3,091	90,912	3. Distributaries ..	4,23,069	29,623	4,52,692
12. Deduct—Refunds	14,716	765	15,481	4. Drainage and Protective Works.	983	..	983
Total ..	1,45,74,699	10,28,106	1,56,02,805	Total ..	16,63,447	76,704	17,40,151
				<b>III—COMPENSATION .</b>	5	..	5
				<b>IV.—ESTABLISHMENT.</b>			
<b>II.—INDIRECT RECEIPTS.</b>				1 & 2. Direction and Accounts ..	19,66,406	1,83,691	21,50,097
Irrigation share of Land Revenue collected in the Civil Department	..	..	..	3. Executive ..			
Total ..	.	.	..	4. Pensionary charges ..	43,322	25,716	69,038
Total Receipts ..	1,45,74,699	10,28,106	1,56,02,805	Total ..	20,09,728	2,09,407	22,19,135
				<b>V.—TOOLS AND PLANT</b>	69,655	2,804	72,460
Carried over ..	1,45,74,699	10,28,106	1,56,02,805	Carried over ..	39,27,896	2,91,958	42,19,854



## PUBLIC WORKS DEPARTMENT, IRRIGATION BRANCH.

## NIRA LEFT BANK CANAL AND SHETPHAL TANK.

## CANAL PROJECT.

No 3.—Revenue Account for, and to end of, 1928-29.

Receipts.	TOTAL			Charges.	TOTAL		
	Previous.	1928-29	Total.		Previous	1928-29	Total.
	Rs.	Rs.	Rs.		Rs	Rs	Rs
Brought forward ..	1,45,74,699	10,28,106	1,56,02,805	Brought forward.	39,27,896	2,91,958	42,19,854
				VI.—REFUNDS OF REVENUE..	20,539	..	20,539
				Deduct—Receipts on revenue account	..	22	22
				Total	39,48,435	2,91,936	42,40,371
				Share of collection charges in the Civil Department	5,67,313	30,520	5,97,833
				Total, Direct Charges ..	45,15,748	3,22,456	48,38,204
				Indirect charges debitable to Revenue Account as per Account No. 5	2,38,047	797	2,38,844
				Total Charges	47,53,795	3,23,253	50,77,048
				Balance Revenue Net ..	98,20,904	7,04,853	1,05,25,757
GRAND TOTAL ..	1,45,74,699	10,28,106	1,56,02,805	GRAND TOTAL	1,45,74,699	10,28,106	1,56,02,805

N.B.—Construction estimate of the Nira Canal closed on 31st March 1906, vide G. R. No. 1847, dated 2nd April 1906.

Completion Report approved in G. R. No. 2367, dated 3rd December 1907.

Construction estimate of the Shetphal Tank closed on 31st March 1906, vide G. R. No. 2434, dated 2nd October 1905.

Loss of revenue due to concession granted for wheat cultivation during the Rabi season 1916-17 vide G. R. No. A—1-12327, dated 18th December 1917—Rs. 7,305.

NIRA LEFT BANK CANAL AND SHETPHAL TANK.

CANAL PROJECT.

No. 4.—Interest Account for, and to end of, 1928-29.

	Amount. Rs.		Amount. Rs.
Total interest charges to end of 1927-28 .. ..	99,18,721	Net Revenue realized to end of 1927-28 as per No. 3 .. ..	98,20,904
Interest charges for the year 1928-29 .. ..	[4,92,647	Net Revenue realized during 1928-29 as per No. 3 .. ..	7,04,853
On Rs 60,96,736 outlay to end of the year 1916-17 at the average rate 3 3252 per cent... ..	2,02,729	Total Net Revenue realized to end of the year as per No. 3 .. ..	1,05,25,757
On subsequent outlay Rs 53,58,929 at the flat rate 5 41 per cent. .. ..	2,89,918	Balance net interest charges .. ..	-1,14,389
Total ..	1,04,11,368	Total ..	1,04,11,368

No. 5.—Account of Indirect Charges for, and to end of, 1928-29

Particulars.	Previous	1928-29.	Total.	Particulars.	Previous.	1928-29.	Total.
<b>CAPITAL ACCOUNT.</b>	Rs.	Rs.	Rs.	<b>REVENUE ACCOUNT.</b>	Rs.	Rs.	Rs.
1. Capitalized abatement of Land Revenue .. ..	1,87,189	..	1,87,189	1. Capitalized abatement of Land Revenue .. ..	..	..	..
2. Leave and Pension Allowances .. ..	2,72,532	..	2,72,532	2. Leave and Pension Allowances .. ..	2,31,975	..	2,31,975
3. Audit and Accounts Establishment .. ..	14,624	2,653	17,277	3. Audit and Accounts Establishment .. ..	6,072	797	6,869
Total ..	4,74,345	2,653	4,76,998	Total ..	2,38,047	797	2,38,844

## NIRA LEFT BANK CANAL AND SHETPHAL TANK.

## CANAL PROJECT.

No. 6.—Statement comparing Capital Cost to end of 1928-29 with sanctioned Estimates

Particulars.	Charges against closed sanctions.			Current sanctions.			Total charges to date against old and current sanctions.
	Expenditure against construction estimate.	Expenditure against open capital sanctions.	Total.	Charges to date.	Amount of sanctioned estimate.	Unspent balance of estimate.	
1	2	3	4	5	6	7	8
<b>DIRECT CHARGES.</b>	Rs.	Rs.	Rs.	Rs.	Rs.	Rs.	Rs.
Works ..	47,68,387	1,64,743	49,33,130	38,82,502	28,16,279	-10,66,223	88,15,632
Establishment ..	11,46,855	63,406	12,10,261	13,13,280	6,26,238	-6,87,042	25,23,541
Pensionary charges ..	..	..	..	98,039	..	-98,039	98,039
Tools and Plant ..	1,26,141	10,131	1,36,272	1,42,302	1,11,331	-30,971	2,78,574
Suspense Accounts ..	..	..	..	..	..	..	..
<b>Total ..</b>	<b>60,41,383</b>	<b>2,38,280</b>	<b>62,79,663</b>	<b>54,36,123</b>	<b>35,53,848</b>	<b>-18,82,275</b>	<b>1,17,15,786</b>
Less—Receipts on Capital Account ..	8,382	16	8,398	..	..	..	8,398
<b>Net Total ..</b>	<b>60,33,001</b>	<b>2,38,264</b>	<b>62,71,265</b>	<b>54,36,123</b>	<b>35,53,848</b>	<b>-18,82,275</b>	<b>1,17,07,388</b>
<b>INDIRECT CHARGES.</b>							
Capitalized abatement of Land Revenue ..	1,83,159	4,030	1,87,189	..	..	..	1,87,189
Leave and Pension Allowances ..	1,77,833	8,878	1,86,711	85,821	87,673	1,852	2,72,532
Audit and Accounts ..	..	366	366	16,911	28,163	11,252	17,277
<b>Total ..</b>	<b>3,60,992</b>	<b>13,274</b>	<b>3,74,266</b>	<b>1,02,732</b>	<b>1,15,836</b>	<b>13,104</b>	<b>4,76,993</b>
<b>GRAND TOTAL ..</b>	<b>63,93,993</b>	<b>2,51,538</b>	<b>66,45,531</b>	<b>55,38,855</b>	<b>36,69,684</b>	<b>-18,69,171</b>	<b>1,21,84,386</b>

Estimate for remodelling Nira Left Bank Canal included in the Nira Valley Development Project was sanctioned in the Secretary of State's Despatch No 5-P.W., dated 6th November 1924, communicated by the Government of India in their No. 1-1/23, dated 1st December 1924, vide G. R. (P. W.), No. 1984, dated 14th May 1925

The excess is due to proportionate expenditure of the old Bhatgar Dam and the New Lloyd Dam to end of 1927-28 distributed in the proportion 31 per cent. to the Nira Left Bank Canal and 69 per cent. to the Nira Right Bank Canal according to orders given in Government Memorandum No. 1984-I W., dated 12th January 1926. The proportion of estimate has not yet been approved by Government.

Rs.

36,69,684

HASANALI CANAL.

CANAL PROJECT

No. 3.—Revenue Account for, and to end of, 1928-29.

Receipts	TOTAL.			Charges.	TOTAL.		
	Previous	1928-29.	Total		Previous	1928-29.	Total.
<b>I—DIRECT RECEIPTS</b>	Rs.	Rs.	Rs.	<b>I.—EXTENSIONS AND IMPROVEMENTS</b>	Rs.	Rs.	Rs.
1. Water-rates from Irrigation ..	4,371	369	4,740	2 Main Canals and Branches ..	23,305	—27	23,278
5 Plantations ..	3	..	3	Total ..	23,305	—27	23,278
6 Other canal produce ..	4,967	147	5,114				
9. Rents of buildings ..	1	..	1				
10 Fines ..	2,850	15	2,865				
11 Miscellaneous receipts ..	6,721	310	7,031				
Total ..	18,913	841	19,754	<b>II—MAINTENANCE AND REPAIRS</b>			
				2 Main Canals and Branches ..	3,21,802	17,416	3,39,218
<b>II—INDIRECT RECEIPTS</b>				Total ..	3,21,802	17,416	3,39,218
Irrigation share of Land Revenue collected in the Civil Department	9,19,634	51,404	9,71,038				
4 per cent on 9/10ths of the proceeds from sales of occupancy rights per Govt. of India Nos 53 & 58-A I., dated respectively 20th June and 1st August 1889, communicated in Government Resolution No 1209, dated 10th July, and No 1913, dated 7th November 1889 to end of 1920-21 and thereafter at the average rate communicated by Local Govt., vide Govt. Order, P. W. D., No. W.L.—11143, dated 20th July 1921	13,793	1,070	14,863	<b>IV—ESTABLISHMENT.</b>			
				1 & 2. Direction and Accounts ..	1,62,820	15,377	1,78,197
				3. Executive ..			
				Pensionary Charges	3,296	2,153	5,449
Total ..	9,33,427	52,474	9,85,901	Total ..	1,66,116	17,530	1,83,646
Total Receipts ..	9,52,340	53,315	10,05,655	<b>V—TOOLS AND PLANT</b>			
Carried over	9,52,340	53,315	10,05,655	Carried over ..	4,276	472	4,748
					5,15,459	35,391	5,50,890

## HASANALI CANAL.

## CANAL PROJECT.

No. 3.—Revenue Account for, and to end of, 1928-29.

Receipts	TOTAL.			Charges	TOTAL.		
	Previous	1928-29.	Total		Previous.	1928-29	Total
	Rs	Rs.	Rs		Rs.	Rs.	Rs.
Brought over ..	9,52,340	53,315	10,05,655	Brought over ..	5,15,499	35,391	5,50,890
<i>Note.</i> —Loss to the canal on account of difference between assessment of water-rates on jaghur lands and assessment at the ordinary rates in force for Government lands noted here per Government of India letter No 233-I., dated 14th June 1883, communicated under Government Resolution No 400, dated 11th August 1883.				VI—REFUN D S OF REVENUE.	.	..	..
				Total ..	5,15,499	35,391	5,50,890
				Share of collection charges in the Civil Department.	55,590	3,107	58,697
				Total Direct Charges ..	5,71,089	38,498	6,09,587
				Indirect Charges debitable to Revenue Account as per Account No. 5	20,677	174	20,851
To end of 1927-28..	Rs 41,253			Total Charges ..	5,91,766	38,672	6,30,438
Loss for 1928-29	4,110			Balance Net Revenue ..	3,60,574	14,643	3,75,217
Total ..	45,363			GRAND TOTAL ..	9,52,340	53,315	10,05,655
GRAND TOTAL ..	9,52,340	53,315	10,05,655				

*N B*—Last Capital Account detailed in the Administrative Accounts for 1927-28.

Construction Estimate closed on 31st March 1907—*vide* G R No. 1802, dated 15th July 1907

Completion Report approved in G R. No. 1802, dated 15th July 1907.

HASANALI CANAL.

CANAL PROJECT.

No. 4.—Interest Account for, and to end of, 1928-29.

	Amount. Rs.		Amount. Rs.
Total interest charges to end of 1927-28 .. ..	2,40,761	Net Revenue realized to end of 1927-28 as per No. 3 .. ..	3,60,574
Interest charges for the year 1928-29 .. ..	9,994	Net Revenue realized during 1928-29 as per No. 3 .. ..	14,643
On Rs 2,89,929 outlay to end of the year 1916-17 at the average rate 3 3/252 per cent. .	9,641	Total Net Revenue realized to end of the year as per No. 3 .. ..	3,75,217
On subsequent outlay Rs 6,534 at the flat rate 5 1/4 per cent. ..	353	Balance net interest charges ..	-1,24,462
Total ..	2,50,755	Total ..	2,50,755

No. 5.—Account of Indirect Charges for, and to end of, 1928-29.

Particulars.	Previous.	1928-29.	Total.	Particulars.	Previous	1928-29.	Total.
	Rs.	Rs.	Rs.		Rs.	Rs.	Rs.
CAPITAL ACCOUNT.				REVENUE ACCOUNT.			
				1. Capitalized abatement of Land Revenue .. ..	..	..	..
				2. Leave and Pension Allowances ..	19,499	..	19,499
				3. Audit and Accounts Establishment ..	1,178	174	1,352
			Total ..	20,677	174	20,851	

## DAD CANAL.

## CANAL PROJECT.

No 2.—Detailed Account of Capital Expenditure for, and to end of, 1928-29.

Heads of Account.	Direct Charges.			Cost of Construction as now estimated. (Construction estimate closed on 31st March 1907)	Expenditure against closed estimates.
	Previous.	1928-29	Total.		
1	2	3	4	5	6
<b>I.—WORKS.</b>	Rs	Rs	Rs.	Rs	Rs
(2) MAIN CANALS AND BRANCHES.					
A. Preliminary Expenses ..	4,134	.	4,134	4,134	4,134
B. Land ..	39,338	..	39,338	39,338	39,338
D. Regulators ..	2,30,516	..	2,30,516	2,30,516	2,30,516
G. Bridges ..	91,352	..	91,352	91,352	91,352
H. Escapes ..	13,077	..	13,077	13,077	13,077
K. Buildings ..	93,965	..	93,965	93,965	93,965
L. Earth-work ..	14,18,551	.	14,18,551	14,18,551	14,18,551
O. Miscellaneous ..	7,086	..	7,086	7,086	7,086
Total, Main Canals and Branches ..	18,98,019	..	18,98,019	18,98,019	18,98,019
(3) DISTRIBUTARIES.					
B. Land ..	2,600	..	2,600	5,738	20
C. Works ..	91,637	..	91,637	93,239	63,280
L. Earth-work ..	1,00,332	..	1,00,332	1,04,564	24,564
O. Miscellaneous ..	1,01,658	-672	1,00,986	80,199	-7,076
Total, Distributaries ..	2,96,227	-672	2,95,555	2,83,740	80,788
(4) DRAINAGE AND PROTECTIVE WORKS.					
L. Earth-work ..	14,590	..	14,590	14,590	14,590
O. Miscellaneous ..	505	..	505	505	505
Total, Drainage and Protective Works	15,095	..	15,095	15,095	15,095
Total I—Works	22,09,341	-672	22,08,669	21,96,854	19,93,902
Carried over ..	22,09,341	-672	22,08,669	21,96,854	19,93,902

DAD CANAL.

CANAL PROJECT.

No. 2.—Capital Account for, and to end of, 1928-29.

Heads of Account.	Direct Charges.			Cost of Construction as now estimated. (Construction estimate closed on 31st March 1907)	Expenditure against closed estimates.
	Previous.	1928-29.	Total.		
1	2	3	4	5	6
	Rs	Rs.	Rs.	Rs.	Rs.
Brought forward ..	22,09,341	—672	22,08,669	21,96,854	19,93,902
<b>II.—ESTABLISHMENT.</b>					
1 and 2. Direction and Accounts ..	} 3,72,601	} —252	3,85,070	3,95,327	3,53,908
3. Executive ..					
4. Medical ..					
5. Special Survey ..					
Pensionary charges ..	674	—35	639	327	327
Total, Establishment...	3,85,996	—287	3,85,709	3,95,654	3 54,235
III.—TOOLS AND PLANT ..	19,855	—16	19,839	19,519	17,483
IV.—Suspense Accounts ..			..	.	..
Grand Total ..	26,15,192	—975	26,14,217	26,12,027	23,65,620
V.—Less—Receipts on Capital Account.	34	..	34	34	34
Net Outlay ..	26,15,158	—975	26,14,183	26,11,993	23,65,586
<i>Apportionment.</i>					
Chargeable to 49—Irrigation ..	25,57,892	..	25,57,892	} 26,11,993	23,65,586
Chargeable to 43—Minor Works and Navigation ..	3,827	..	3,827		
Chargeable to 55—Construction of Irrigation Works ..	53,439	—975	52,464		
Total ..	26,15,158	—975	26,14,183	26,11,993	23,65,586



## DAD CANAL.

## CANAL PROJECT.

No. 3.—Revenue Account for, and to end of, 1928-29.

Receipts.	TOTAL.			Charges.	TOTAL.		
	Previous.	1928-29.	Total.		Previous.	1928-29.	Total.
	Rs.	Rs.	Rs.		Rs.	Rs.	Rs.
<b>I.—DIRECT RECEIPTS.</b>				<b>I.—EXTENSIONS AND IMPROVEMENTS.</b>			
1. Water-rates from Irrigation	20,110	1,114	21,224	1. Head Works	4,859	..	4,859
3. Sales of water	4	17	21	2. Main Canals and Branches ..	90,289	4,486	94,775
5. Plantations	10,005	333	10,338	3. Distributaries.	16,980	..	16,980
6. Other canal produce	3,813	82	3,895	Average expenditure before improvements ..	-1,09,167	-4,608	-1,13,775
8 Navigation	110	..	110	Total ..	2,961	-122	2,839
9. Rents of buildings	5,593	584	6,177				
10 Fines	7,398	1,497	8,895	<b>II.—MAINTENANCE AND REPAIRS.</b>			
11. Miscellaneous receipts	13,398	1,733	15,131	2. Main Canals and Branches ..	18,51,721	81,171	19,32,892
12. Deduct—R e-funds	237	29	266	3. Distributaries.	99,931	10,493	1,10,424
Total ..	60,194	5,331	65,525	Total ..	19,51,652	91,664	20,43,316
<b>II.—INDIRECT RECEIPTS.</b>				<b>III.—COMPENSATION</b> ..	..	..	..
Irrigation share of Land Revenue collected in the Civil Department.	43,38,207	2,31,687	45,69,894	<b>IV.—ESTABLISHMENT.</b>			
4 per cent. on 9/10ths of the proceeds from sales of occupancy rights per Govt of India Nos 53 and 58-A I, dated respectively 20th June and 1st August 1889, communicated in Government Resolution No. 1209, dated 10th July and No. 1913, dated 7th November 1889, to end of 1920-21 and thereafter at the average rate communicated by Local Govt. vide G R. P. W. D., No. W I-11143, dated 20th July 1921.	1,78,957	8,758	1,87,715	1 and 2. Direction and Accounts } 7,45,180	81,480	8,26,660	
				3. Executive Pensionary charges } 19,365	11,407	30,772	
Total ..	45,17,164	2,40,445	47,57,609	Total .	7,64,545	92,887	8,57,432
Total, Receipts ..	45,77,358	2,45,776	48,23,134	<b>V.—TOOLS AND PLANT</b> ..	23,838	2,700	26,538
Carried over ..	45,77,358	2,45,776	48,23,134	Carried over ..	27,42,996	1,87,129	29,30,125

ADMINISTRATIVE ACCOUNTS FOR THE YEAR 1928-29.

247

DAD CANAL.

CANAL PROJECT.

No. 3.—Revenue Account for, and to end of, 1928-29.

Receipts.	TOTAL.			Charges.	TOTAL.		
	Previous.	1928-29.	Total		Previous.	1928-29	Total.
	Rs	Rs	Rs		Rs.	Rs.	Rs.
Brought forward..	45,77,358	2,45,776	48,23,134	Brought forward..	27,42,996	1,87,129	29,30,125
<p><i>Note</i>—Loss to the canal on account of difference between assessment of water-rates on jaghir lands and assessment at the ordinary rates in force for Government lands noted here per Government of India Letter No 233-I, dated 14th June 1883, communicated under Government Resolution No 400, dated 11th August 1883</p>				VI — REFUNDS OF REVENUE ..	518	..	518
				Suspense Account.	1,465	.	1,465
				<i>Deduct</i> — Receipts on Revenue Account ..	620	..	620
				Total ..	27,44,359	1,87,129	29,31,488
				Share of Collection Charges in the Civil Department	2,41,265	14,058	2 55,323
				Total, direct charges ..	29,85,624	2,01,187	31,86,811
				Indirect Charges debitable to Revenue Account as per No 5 ..	95,122	915	96,037
				Total, Charges ..	30,80,746	2,02,102	32,82,848
				Balance Net Revenue ..	14,96,612	43,674	15,40,286
	GRAND TOTAL ..	45,77,358	2,45,776	48,23,134	GRAND TOTAL ..	45,77,358	2,45,776
Rs. To end of 1927-28.. 5,14,380							
Loss for 1928-29.. 8,835							
Total . 5,23,215							

N B.—Construction Estimate closed on 31st March 1907—*vide* G. R. No. 2191, dated 17th August 1908.  
Completion Report approved in G. R. No. 1054, dated 30th April 1910.

## DAD CANAL.

## CANAL PROJECT.

No. 4.—Interest Account for, and to end of, 1928-29.

	Amount. Rs.		Amount. Rs.
Total interest charges to end of 1927-28 .. .. .	23,54,564	Net Revenue realized to end of 1927-28 as per No. 3 .. .. .	14,96,612
Interest charges for the year 1928-29 .. .. .	87,737	Net Revenue realized during 1928-29 as per No. 3 .. .. .	43,674
On Rs. 25,76,626 outlay to end of the year 1916-17 at the average rate 3·3,252 per cent. ..	85,678	Total Net Revenue realized to end of the year as per No. 3 .. .. .	15,40,286
On subsequent outlay Rs. 38,045 at flat rate 5·41 per cent. ..	2,059	Balance net interest charges ..	9,02,015
Total ..	24,42,301	Total ..	24,42,301

No. 5.—Account of Indirect Charges for, and to end of, 1928-29.

Particulars.	Previous.	1928-29.	Total.	Particulars.	Previous.	1928-29.	Total.
	Rs.	Rs.	Rs.		Rs.	Rs.	Rs.
<b>CAPITAL ACCOUNT.</b>				<b>REVENUE ACCOUNT.</b>			
1. Capitalized abatement of Land Revenue ..	41,453	..	41,453	1. Capitalized abatement of Land Revenue ..	2,767	..	2,767
2. Leave and Pension Allowances ..	53,273	..	53,273	2. Leave and Pension Allowances ..	85,462	..	85,462
3. Audit and Accounts Establishment ..	390	—7	383	3. Audit and Accounts Establishment ..	6,893	915	7,808
Total ..	95,116	—7	95,109	Total ..	95,122	915	96,037

## DAD CANAL.

## CANAL PROJECT.

No. 6.—Statement comparing Capital Cost to end of 1928-29 with sanctioned Estimates.

Particulars.	Charges against closed sanctions			Current Sanctions.			Total charges to date against old and current sanctions
	Expenditure against construction Estimate	Expenditure against open Capital sanctions	Total	Charges to date.	Amount of sanctioned Estimate.	Unspent balance of Estimate.	
1	2	3	4	5	6	7	8
<b>DIRECT CHARGES.</b>	Rs	Rs.	Rs	Rs.	Rs	Rs	Rs
Works .. ..	18,99,648	94,254	19,93,902	2,14,767	2,02,952	—11,815	22,08,669
Establishment ..	3,16,663	37,245	3,53,908	31,162	41,419	10,257	3,85,070
Pensionary charges ..	..	327	327	312	..	—312	639
Tools and Plant ..	16,579	904	17,483	2,356	2,036	—320	19,839
Total ..	22,32,890	1,32,730	23,65,620	2,48,597	2,46,407	—2,190	26,14,217
Less—Receipts on Capital Account ..	34	..	34	..	..	..	34
Net Total ..	22,32,856	1,32,730	23,65,586	2,48,597	2,46,407	—2,190	26,14,183
<b>INDIRECT CHARGES.</b>							
Capitalized abatement of Land Revenue ..	40,168	1,110	41,278	175	3,025	2,850	41,453
Leave and Pension Allowances ..	44,333	4,885	49,218	4,055	5,799	1,744	53,273
Audit and Accounts ..	..	336	336	47	.	—47	383
Total ..	84,501	6,331	90,832	4,277	8,824	4,547	95,109
<b>GRAND TOTAL</b> ..	<b>23,17,357</b>	<b>1,39,061</b>	<b>24,56,418</b>	<b>2,52,874</b>	<b>2,55,231</b>	<b>2,357</b>	<b>27,09,292</b>

Revised Estimate of the Ren Distributary sanctioned by the Government of India, vide No. 979-I., dated 29th June 1914, communicated in G R. No. W 1—9017, dated 12th August 1914

Rs.  
255,231

## NASRAT CANAL.

## CANAL PROJECT

No. 3.—Revenue Account for, and to end of, 1928-29.

Receipts	TOTAL			Charges.	TOTAL.		
	Previous.	1928-29.	Total.		Previous.	1928-29	Total.
<b>I—DIRECT RECEIPTS</b>	Rs	Rs.	Rs.		Rs.	Rs.	Rs.
1. Water-rates from Irrigation ..	—906	455	—451				
3. Sales of water ..	130	217	347	<b>I—EXTENSIONS AND IMPROVEMENTS</b>			
5. Plantations ..	4,795	253	5,052	2 Main Canals and Branches ..	88,327	—94	88,233
6. Other canal produce ..	3,180	162	3,342	3 Distributaries ..	23,286	..	23,286
8. Navigation ..	68	..	68	Total ..	1,11,613	—94	1,11,519
9 Rents of buildings ..	4,256	655	4,911				
10. Fines ..	5,469	634	6,103				
1. Miscellaneous receipts ..	2,642	—13	2,629				
2. Deduct—Refunds ..	368	..	368				
Total ..	19,266	2,367	21,633				
<b>II—INDIRECT RECEIPTS.</b>				<b>II—MAINTENANCE AND REPAIRS</b>			
Irrigation share of Land Revenue collected in the Civil Department ..	37,29,647	2,24,072	39,53,719	2. Main Canals and Branches ..	19,50,778	52,926	20,03,704
4 per cent on 9/10ths of the proceeds from sales of occupancy rights per Govt of India Nos 53 and 58-A I, dated respectively 20th June and 1st August 1889, communicated in Government Resolutions No. 1209, dated 10th July, and No 1913, dated 7th November 1889 to end of 1920-21 and thereafter at the average rate communicated by Local Govt, vide Govt. Order, P.W.D. No. W.I-11143, dated 20th July 1921 ..	2,61,626	13,935	2,75,561	Total ..	19,50,778	52,926	20,03,704
Total ..	39,91,273	2,38,007	42,29,280	<b>III—COMPENSATION</b>		..	
Total, Receipts ..	40,10,539	2,40,374	42,50,913	<b>IV—ESTABLISHMENT.</b>			
Carried over ..	40,10,539	2,40,374	42,50,913	1 and 2 Direction and Accounts } 7,85,053	44,610	8,29,663	
				3. Executive ..			
				4. Pensionary charges ..	22,256	6,245	28,501
				Total ..	8,07,309	50,855	8,58,164
				<b>V—TOOLS AND PLANT</b>	23,500	1,477	24,977
				Carried over ..	28,93,200	1,05,164	29,98,364

## NASRAT CANAL

## CANAL PROJECT.

## No. 3.—Revenue Account for, and to end of, 1928-29.

Receipts.	TOTAL.			Charges	TOTAL.		
	Previous.	1928-29	Total		Previous.	1928-29.	Total.
	Rs.	Rs.	Rs.		Rs.	Rs.	Rs.
Brought forward	40,10,539	2,40,374	42,50,913	Brought forward	28,93,200	1,05,164	29,98,364
<i>Note</i> —Loss to the canal on account of difference between assessment of water-rates on jaghur lands and assessment at the ordinary rates in force for Government lands noted here per Government of India Letter No 233-1, dated 14th June 1883, communicated under Government Resolution No 400, dated 11th August 1883				VI — REFUNDS OF REVENUE	98	..	98
				Suspense Account.	-1,465	..	-1,465
				Deduct—Receipts on Revenue Account.	711	..	711
				Total ..	28,91,122	1,05,164	29,96,286
				Share of Collection Charges in the Civil Department.	2,23,230	13,508	2,36,738
				Total, direct charges ..	31,14,352	1,18,672	32,33,024
				Indirect Charges debitable to Revenue Account as per No 5	95,249	528	95,777
				Total, Charges .	32,09,601	1,19,200	33,28,801
				Balance Net Revenue ..	8,00,938	1,21,174	9,22,112
				GRAND TOTAL ..	40,10,539	2,40,374	42,50,913
To end of 1927-28	Rs. 37,623						
Loss for 1928-29 ..	1,910						
Total .	39,533						

*N.B.*—Last Capital Account detailed in the Administrative Accounts for 1927-1928. Construction Estimate closed on 31st March 1907. vide G R No 2191, dated 17th August 1908. Completion Report approved in G. R No. 1064, dated 30th April 1910.

## NASRAT CANAL.

## CANAL PROJECT.

## No. 4.—Interest Account for, and to end of, 1928-29.

	Amount. Rs.		Amount. Rs.
Total interest charges to end of 1927-28 .. .. .	15,82,995	Net Revenue realized to end of 1927-28 as per No. 3 .. .. .	8,00,938
Interest charges for the year 1928-29 .. .. .	61,030	Net Revenue realized during 1928-29 as per No. 3 .. .. .	1,21,174
On Rs. 18,11,482 outlay to end of the year 1916-17 at the average rate 3.3252 per cent. .. .	60,235	Total, Net Revenue realized to end of the year as per No. 3 .. .. .	9,22,112
On subsequent outlay Rs. 14,696 at the flat rate 5.41 per cent .. .. .	795	Balance net interest charges .. .. .	7,21,913
Total .. .. .	16,44,025	Total .. .. .	16,44,025

## No. 5.—Account of Indirect Charges for, and to end of, 1928-29.

Particulars.	Previous.	1928-29.	Total	Particulars.	Previous	1928-29.	Total.
	Rs.	Rs.	Rs.		Rs.	Rs.	Rs.
				REVENUE ACCOUNT.			
				1. Capitalized abatement of Land Revenue .. .. .	36	..	36
				2. Leave and Pension Allowances .. .. .	87,653	..	87,653
				3. Audit and Accounts Establishment .. .. .	7,560	528	8,088
				Total .. .. .	95,249	528	95,777

KADAWA RIVER WORKS.

CANAL PROJECT.

No. 3.—Revenue Account for, and to end of, 1928-29.

Receipts	TOTAL			Charges	TOTAL.		
	Previous.	1928-29.	Total.		Previous	1928-29.	Total.
	Rs.	Rs.	Rs.		Rs.	Rs.	Rs.
<b>I.—DIRECT RECEIPTS</b>				<b>I—EXTENSIONS AND IMPROVEMENTS</b>			
1. Water rates from Irrigation ..	9,56,007	29,036	9,85,043	1. Head Works.	24,418	1,795	26,21
3. Sales of water.	461	12	473	2. Main Canals and Branches ..	48,892	.	48,892
5. Plantations ..	43,978	1,665	46,540	3. Distributaries.	342	..	342
6. Other canal produce.				897			
9. Rents of buildings ..	1,011	368	1,379	<b>Total</b>	<b>73,652</b>	<b>1,795</b>	<b>75,447</b>
10. Fines ..	1,213	..	1,213	<b>II—MAINTENANCE AND REPAIRS</b>			
11. Miscellaneous receipts ..	14,354	1,351	15,705	1. Head Works ..	90,833	2,546	93,379
12. Deduct-Refunds	122	36	158	2. Main Canals and Branches ..	2,08,148	6,948	2,15,096
<b>Total ..</b>	<b>10,16,902</b>	<b>33,293</b>	<b>10,50,195</b>	3. Distributaries	18,524	703	19,227
<b>II—INDIRECT RECEIPTS.</b>				<b>Total .</b>	<b>3,17,505</b>	<b>10,197</b>	<b>3,27,702</b>
Enhanced Revenue as per G R No 428 of 6th August 1875 ..	31,479	594	32,073	<b>IV—ESTABLISHMENT.</b>			
				1. and 2. Direction and Accounts	4,28,662	24,652	4,53,314
				3. Executive ..	0,672	3,451	14,123
				Pensionary charges.			
<b>Total ..</b>	<b>31,479</b>	<b>594</b>	<b>32,073</b>	<b>Total</b>	<b>4,39,334</b>	<b>28,103</b>	<b>4,67,437</b>
<b>Total, Receipts</b>	<b>10,48,381</b>	<b>33,887</b>	<b>10,82,268</b>	<b>V—TOOLS AND PLANT .</b>	<b>11,826</b>	<b>423</b>	<b>12,249</b>
<b>Carried over ..</b>	<b>10,48,381</b>	<b>33,887</b>	<b>10,82,268</b>	<b>Carried over .</b>	<b>8,42,317</b>	<b>40,518</b>	<b>8,82,835</b>



## KADAWA RIVER WORKS.

## CANAL PROJECT.

No. 3.—Revenue Account for, and to end of, 1928-29.

Receipts	TOTAL.			Charges.	TOTAL.		
	Previous.	1928-29.	Total.		Previous.	1928-29.	Total.
	Rs.	Rs.	Rs.		Rs.	Rs.	Rs.
Brought over ..	10,48,381	33,887	10,82,268	Brought over ..	8,42,317	40,518	8,82,835
				VI—REFUNDS OF REVENUE.	528	..	528
				Total ..	8,42,845	40,518	8,83,363
				Share of collection charges in the Civil Department	-7,200 46,199	871	39,870
				Total, direct charges .	8,81,844	41,389	9,23,233
				Indirect charges debitable to Revenue Account as per Account No. 5 ..	51,516	120	51,636
				Total, charges ..	9,33,360	41,509	9,74,869
				Balance Net Revenue .	1,15,021	-7,622	1,07,399
GRAND TOTAL ..	10,48,381	33,887	10,82,268	GRAND TOTAL ..	10,48,381	33,887	10,82,268

*N.B.*—Last Capital Account detailed in the Administrative Accounts for 1925-26.  
Construction Estimate closed on 31st March 1928—vide G. R. No. 2245, dated 25th August 1908.  
Completion Report approved in G. R. No. 1041, dated 29th April 1910.

KADAWA RIVER WORKS.

CANAL PROJECT.

No. 4.—Interest Account for, and to end of, 1928-29.

	Amount.		Amount.
	Rs.		Rs.
Total interest charges to end of 1927-28 .. ..	14,70,107	Net Revenue realized to end of 1927-28 as per No. 3 ..	1,15,021
Interest charges for the year 1928-29 .. ..	32,400	Net Revenue realized during 1928-29 as per No. 3 ..	— 7,622
On Rs 9,71,741 outlay to end of the year 1916-17 at the average rate 3.3252 per cent. ..	32,312	Total, Net Revenue realized to end of the year as per No. 3.	1,07,399
On subsequent outlay Rs. 1,618 at flat rate 5.41 per cent. ..	88	Balance net interest charges ..	13,95,108
Total ..	15,02,507	Total ..	15,02,507

No. 5.—Account of Indirect Charges for, and to end of, 1928-29.

Particulars.	Previous.	1928-29.	Total.	Particulars.	Previous.	1928-29.	Total.
	Rs.	Rs.	Rs.		Rs.	Rs.	Rs.
CAPITAL ACCOUNT.		Nil.		REVENUE ACCOUNT.			
				1. Capitalized abatement of Land Revenue ..	11		11
				2. Leave and Pension Allowances ..	50,299		50,299
				3. Audit and Accounts Establishment ..	1,206	120	1,326
Total ..	..	..	..	Total ..	51,516	120	51,636

## WANGROLI TANK.

## TANK PROJECT.

No. 3.—Revenue Account for, and to end of, 1928-29.

Receipts.	TOTAL.			Charges.	TOTAL.		
	Previous.	1928-29.	Total.		Previous.	1928-29.	Total.
	Rs.	Rs.	Rs.		Rs.	Rs.	Rs.
<b>I.—DIRECT RECEIPTS.</b>				<b>I.—EXTENSIONS AND IMPROVEMENTS.</b>			
1. Water-rates from Irrigation ..	73,663	2,900	76,563	1. Head Works ..	1,829	..	1,829
3. Sales of water	4,001	..	4,001	2. Main Canals and Branches ..	18,952	98	19,050
4. Water-supply of towns ..	46	..	46				
5. Plantations ..	2,419	..	2,732	<b>Total ..</b>	<b>20,781</b>	<b>98</b>	<b>20,879</b>
6. Other canal produce ..				313			
9. Rents of buildings ..	2	..	2	<b>II.—MAINTENANCE AND REPAIRS.</b>			
10. Fines ..	15	..	15	1. Head Works ..	41,621	1,545	43,166
11. Miscellaneous receipts ..	9,245	567	9,812	2. Main Canals and Branches ..	66,343	3,954	70,297
12. Deduct—Refunds ..	41	..	41	3. Distributaries,	412	..	412
<b>Total ..</b>	<b>89,350</b>	<b>3,780</b>	<b>93,130</b>	<b>Total ..</b>	<b>1,08,376</b>	<b>5,499</b>	<b>1,13,875</b>
<b>II.—INDIRECT RECEIPTS.</b>				<b>III.—COM P E N S A T I O N ..</b>	..	..	..
Irrigation share of Land Revenue collected in the Civil Department.	36,047	..	36,047	<b>IV.—ESTABLISHMENT.</b>			
	36,047	..	36,047	1 and 2. Direction and Accounts ..	35,599	1,033	36,632
				3. Executive ..			
				4. Pensionary charges ..	333	145	478
<b>Total ..</b>				<b>36,047</b>	<b>..</b>	<b>36,047</b>	<b>Total ..</b>
<b>Total Receipts ..</b>	<b>1,25,397</b>	<b>3,780</b>	<b>1,29,177</b>	<b>V.—T O O L S AND PLANT ..</b>	<b>2,366</b>	<b>76</b>	<b>2,442</b>
<b>Carried over ..</b>	<b>1,25,397</b>	<b>3,780</b>	<b>1,29,177</b>	<b>Carried over ..</b>	<b>1,67,455</b>	<b>6,851</b>	<b>1,74,306</b>

## WANGROLI TANK.

## TANK PROJECT.

No. 3.—Revenue Account for, and to end of, 1928-29.

Receipts	TOTAL.			Charges.	TOTAL.		
	Previous.	1928-29.	Total.		Previous.	1928-29.	Total.
	Rs	Rs.	Rs.		Rs.	Rs.	Rs
Brought forward ..	1,25,397	3,780	1,29,177	Brought forward ..	1,67,455	6,851	1,74,306
				VI—REFUNDS OF REVENUE..	103	..	103
				Total ..	1,67,558	6,851	1,74,409
				Share of collection charges in the Civil Department ..	6,574	87	6,661
				Total Direct Charges ..	1,74,132	6,938	1,81,070
				Indirect Charges debitable to Revenue Account as per Account No. 5 ..	5,129	56	5,185
				Total Charges ..	1,79,261	6,994	1,86,255
				Balance Net Revenue ..	-53,864	-3,214	-57,078
GRAND TOTAL ..	1,25,397	3,780	1,29,177	GRAND TOTAL ..	1,25,397	3,780	1,29,177

*NB*—Last Capital Account detailed in the Administrative Accounts for 1922-1923.  
Construction estimate closed on 31st March 1909—*vide* G. R. No. 902, dated 31st March 1909.  
Completion report approved in G. R. No. 729, dated 19th March 1910.

## WANGROLI TANK.

## TANK PROJECT.

No. 4.—Interest Account for, and to end of, 1928-29.

	Amount. Rs.		Amount. Rs.
Total interest charges to end of 1927-1928 .. ..	1,82,167	Net Revenue realized to end of 1927-28 as per No. 3 .. ..	—53,864
Interest charges for the year 1928-1929 .. ..	8,138	Net Revenue realized during 1928-29 as per No. 3 .. ..	—3,214
	Rs.	Total Net Revenue realized to end of the year as per No. 3 .. ..	—57,078
On Rs. 2,38,960 outlay to end of the year 1916-17 at the average rate 3-3252 per cent. ..	7,946	Balance net interest charges .. ..	2,47,383
On subsequent outlay Rs. 3,552 at the flat rate 5-41 per cent. ..	192		
Total ..	1,90,305	Total ..	1,90,305

No. 5.—Account of Indirect Charges for, and to end of, 1928-29.

Particulars.	Previous.	1928-29.	Total.	Particulars.	Previous.	1928-29.	Total.
	Rs.	Rs.	Rs.		Rs.	Rs.	Rs.
CAPITAL ACCOUNT.	....	..	....	REVENUE ACCOUNT.			
				1. Capitalized abatement of Land Revenue ..	19	..	19
				2. Leave and Pension Allowances ..	4,650	..	4,650
				3. Audit and Accounts Establishment ..	460	56	516
Total ..	....	....	....	Total ..	5,129	56	5,185

TRANZA NAGRAMA TANKS.

TANK PROJECT.

No. 3.—Revenue Account for, and to end of, 1928-29.

Receipts.	TOTAL.			Charges	TOTAL.		
	Previous.	1928-29	Total		Previous.	1928-29.	Total.
	Rs.	Rs.	Rs.		Rs.	Rs.	Rs.
<b>I.—DIRECT RECEIPTS.</b>				<b>I—EXTENSIONS AND IMPROVEMENTS.</b>			
4. Water-rates from irrigation ..	5,894	688	6,582	1. Head Works ..	6,055	..	6,055
5 Plantations ..	2,923	44	2,967	2. Main Canals and Branches ..	399	..	399
6 Other canal produce ..							
10. Fines ..	16	..	16				
11. Miscellaneous receipts ..	11,229	1,559	12,788	Total ..	6,454	..	6,454
				<b>II—MAINTENANCE AND REPAIRS.</b>			
				1. Head Works ..	25,917	1,626	27,543
				2 Main Canals and Branches ..	15,175	403	15,578
Total ..	20,062	2,291	22,353	Total ..	41,092	2,029	43,121
<b>II.—INDIRECT RECEIPTS.</b>				<b>IV.—ESTABLISHMENT.</b>			
Irrigation share of Land Revenue collected in the Civil Department	660	..	660	1 and 2. Direction and Accounts. }	14,655	375	15,030
				3. Executive ..	145	53	198
				Pensionary charges.			
				Total ..	14,800	428	15,228
Total ..	660	..	660	<b>V.—TOOLS AND PLANT</b> ..	917	27	944
Total Receipts ..	20,722	2,291	23,013				
Carried over ..	20,722	2,291	23,013	Carried over ..	63,263	2,484	65,747

## PUBLIC WORKS DEPARTMENT, IRRIGATION BRANCH.

## TRANZA NAGRAMA TANKS.

## TANK PROJECT.

No. 3.—Revenue Account for, and to end of, 1928-29.

Receipts.	TOTAL			Charges	TOTAL		
	Previous.	1928-29.	Total.		Previous.	1928-29.	Total.
	Rs.	Rs.	Rs.		Rs.	Rs.	Rs.
Brought forward ..	20,722	2,291	23,013	Brought forward .	63,263	2,484	65,747
				VI.—REFUNDS OF REVENUE	199	..	199
				Total .	63,462	2,484	65,946
				Share of collection charges in the Civil Department	—7 401	21	415
				Total Direct Charges ..	63,856	2,505	66,361
				Indirect Charges debttable to Rev- enue Account as per Account No. 5 ..	2,106	20	2,126
				Total, Charges ..	65,962	2,525	68,487
				Balance Net Revenue ..	—45,240	—234	—45,474
GRAND TOTAL ...	20,722	2,291	23,013	GRAND TOTAL .	20,722	2,291	23,013

N.B.—Last Capital Account detailed in the Administrative Accounts for 1913-14.  
Construction estimate closed on 30th June 1909—vide G. R. No. 2496, dated 12th October 1909.  
Completion report approved in G. R. No. 1720, dated 6th August 1910.

TRANZA NAGRAMA TANKS.

TANK PROJECT.

No. 4.—Interest Account for, and to end of, 1928-29.

	Amount. Rs.		Amount. Rs.
Total interest charges to end of 1927-28 .. .. .	1,95,704	Net Revenue realized to end of 1927-28 as per No. 3 ..	-45,240
Interest charges for the year 1928-29 .. .. .	7,915	Net Revenue realized during 1928-29 as per No. 3 ..	-234
		Total, Net Revenue realized to end of the year as per No. 3 ..	-45,474
On Rs. 2,38,032 outlay to end of the year 1916-17 at the average rate 3.3252 per cent. ..	7,915	Balance net interest charges ..	2,49,093
<b>Total ..</b>	<b>2,03,619</b>	<b>Total ..</b>	<b>2,03,619</b>

No. 5.—Account of Indirect Charges for, and to end of, 1928-29.

Particulars.	Previous.	1928-29.	Total.	Particulars.	Previous.	1928-29.	Total.
	Rs.	Rs.	Rs.		Rs.	Rs.	Rs.
<b>CAPITAL ACCOUNT.</b>	....	....	....	<b>REVENUE ACCOUNT.</b>			
				1. Capitalized abatement of Land Revenue ..	38	..	38
				2. Leave and Pension Allowances ..	1,906	..	1,906
				3. Audit and Accounts Establishment ..	162	20	182
<b>Total ..</b>	<b>...</b>	<b>....</b>	<b>....</b>	<b>Total ..</b>	<b>2,106</b>	<b>20</b>	<b>2,126</b>



## SUTTAH CANAL.

## CANAL PROJECT.

No. 3.—Revenue Account for, and to end of, 1928-29.

Receipts.	TOTAL.			Charges.	TOTAL.		
	Previous.	1928-29.	Total.		Previous.	1928-29.	Total.
	Rs.	Rs.	Rs.		Rs.	Rs.	Rs.
<b>I.—DIRECT RECEIPTS.</b>				<b>I.—EXTENSIONS AND IMPROVEMENTS.</b>			
1. Water-rates from Irrigation .	799	—18	781				
5 Plantations } 6 Other canal produce }	1,320	{ .. 22 }	1,342	2. Main Canals and Branches ..	10,607	.	10,607
10. Fines .	629		629	4 Average Expenditure before improvements ..	—47,856	—1,994	—49,850
11 Miscellaneous receipts .	—127	—5	—132				
Total	2,621	—1	2,620	Total ..	—37,249	—1,994	—39,243
<b>II.—INDIRECT RECEIPTS.</b>				<b>II.—MAINTENANCE AND REPAIRS.</b>			
Irrigation share of Land Revenue collected in the Civil Department	3,59,147	34,953	3,94,100	2. Main Canals and Branches ..	2,16,166	6,692	2,22,858
4 per cent. on 9/10ths of the proceeds from sales of occupancy rights; per Govt of India Nos 53 and 58-A-I, dated respectively, 20th June, and 1st August 1889, communicated in Government Resolution No. 1209, dated 10th July, and No 1913, dated 7th November 1889 to end of 1920-21 and thereafter at the average rate communicated by Local Govts., vide Govt Order P.W. D. No. W 11143 dated 20th July 1921 .	15,103	1,040	16,143	Total ..	2,16,166	6,692	2,22,858
Total ..	3,74,250	35,993	4,10,243	<b>III.—COMPENSATION</b>			
Total Receipts .	3,76,871	35,992	4,12,863	<b>IV.—ESTABLISHMENT.</b>			
Carried over ..	3,76,871	35,992	4,12,863	1 and 2 Direction and Accounts }	18,827	732	19,559
				3. Executive .. }			
				Pensionary charges.	243	103	346
				Total ..	19,070	835	19,905
				<b>V.—TOOLS AND PLANT</b> ..	1,378	60	1,438
				Carried over .	1,99,365	5,593	2,04,958

SUTTAH CANAL.

CANAL PROJECT.

No. 3.— Revenue Account for, and to end of, 1928-29.

Receipts.	TOTAL			Charges	TOTAL.		
	Previous	1928-29.	Total		Previous	1928-29	Total.
	Rs.	Rs.	Rs.		Rs.	Rs.	Rs.
Brought forward ..	3,76,871	35,992	4,12,863	Brought forward ..	1,99,365	5,593	2,04,958
<i>Note.</i> —Loss to the canal on account of difference between assessments of water-rates on jaghir lands and assessment at the ordinary rates in force for Government lands noted here per Government of India Letter No 233-I, dated 14th June 1883, communicated under Government Resolution No. 400, dated 11th August 1883				VI.—REFUNDS OF REVENUE.			
				Deduct—Receipts on revenue accounts.	125	7	132
				Total ..	1,99,240	5,586	2,04,826
				Share of Collection Charges in the Civil Department	21,465	2,094	23,559
				Total Direct charges ..	2,20,705	7,680	2,28,385
To end of Rs 1927-28 ..	5,851			Indirect Charges debit to Revenue Account as per Account No 5	3,311	47	3,358
Loss for 1928-29 ..	211			Total Charges ..	2,24,016	7,727	2,31,743
Total ..	6,062			Balance Net Revenue ..	1,52,555	28,265	1,81,120
GRAND TOTAL ..	3,76,871	35,992	4,12,863	GRAND TOTAL ..	3,76,871	35,992	4,12,863

N.B.— Last Capital Account detailed in the Administrative Accounts for 1924-25 Construction Estimate closed on 31st March 1910, vide G. R. No 299, dated 5th February 1910. Completion Report approved in G. R. No 950, dated 9th May 1911.

## SUTTAH CANAL.

## CANAL PROJECT.

No. 4.—Interest Account for, and to end of, 1928-29.

	Amount.		Amount.
	Rs.		Rs.
Total interest charges to end of 1927-28 .. ..	1,39,956	Net Revenue realized to end of 1927-28 as per No. 3 .. ..	1,52,855
Interest charges for the year 1928-29 .. ..	6,212	Net Revenue realized during 1928-29 as per No. 3 .. ..	28,265
On Rs. 1,74,028 outlay to end of the year 1916-17 at the average rate 3.3252 per cent. .	5,787	Total Net Revenue realized to end of the year as per No. 3 .. ..	1,81,120
On subsequent outlay Rs. 7,858 at the flat rate 5.41 per cent. ..	425	Balance net interest charges ..	-34,952
Total ..	1,46,168	Total ..	1,46,168

No 5.—Account of Indirect Charges for, and to end of, 1928-29.

Particulars.	Previous.	1928-29.	Total	Particulars	Previous.	1928-29.	Total
	Rs.	Rs.	Rs.		Rs.	Rs.	Rs.
CAPITAL ACCOUNT.		Nil		REVENUE ACCOUNT.			
				1. Capitalized abatement of Land Revenue ..	439	..	439
				2. Leave and Pension Allowances ..	2,392	..	2,392
				3. Audit and Accounts Establishment ..	480	47	527
				Total ..	3,311	47	3,358

SAVLI TANK.

TANK PROJECT.

No. 3.—Revenue Account for, and to end of, 1928-29.

Receipts.	TOTAL.			Charges	TOTAL.		
	Previous.	1928-29.	Total.		Previous.	1928-29	Total.
	Rs.	Rs.	Rs.		Rs.	Rs.	Rs.
<b>I—DIRECT RECEIPTS.</b>				<b>I.—EXTENSIONS AND IMPROVEMENTS</b>			
1. Water rates from Irrigation ..	70,580	5,403	75,983	1. Head Works ..	2,365	..	2,365
3. Sales of water ..	388	..	388	2. Main Canals and Branches ..	4,181	514	4,695
4. Water supply of towns ..	100	.	100				
5. Plantations ..	65	..	65				
6. Other canal produce ..	2,232	181	2,413	Total ..	6,546	514	7,060
10. Fines ..	14	..	14				
11. Miscellaneous receipts ..	7,666	814	8,480	<b>II—MAINTENANCE AND REPAIRS.</b>			
12. Deduct—Re-funds ..	99		99	1. Head Works ..	58,318	1,948	60,266
				2. Main Canals and Branches ..	38,346	2,551	40,897
Total ..	80,946	6,398	87,344	Total ..	96,664	4,499	1,01,163
<b>II.—INDIRECT RECEIPTS.</b>				<b>IV—ESTABLISHMENT.</b>			
Irrigation share of Land Revenue collected in the Civil Department ..	3	..	3	1 and 2. Direction and Accounts ..	27,683	926	28,609
				3 Executive ..			
				Pensionary charges.	292	130	422
Total ..	3	..	3	Total ..	27,975	1,056	29,031
Total Receipts ..	80,949	6,393	87,347	<b>V—TOOLS AND PLANT ..</b>	1,892	68	1,960
Carried over ..	80,949	6,398	87,347	Carried over ..	1,33,077	6,137	1,39,214

## PUBLIC WORKS DEPARTMENT, IRRIGATION BRANCH.

## SAVLI TANK.

## TANK PROJECT.

No. 3.—Revenue Account for, and to end of, 1928-29.

Receipts.	TOTAL			Charges.	TOTAL.		
	Previous.	1928-29.	Total.		Previous.	1928-29.	Total.
	Rs.	Rs.	Rs.		Rs.	Rs.	Rs.
Brought forward ..	80,949	6,398	87,347	Brought forward..	1,33,077	6,137	1,39,214
				VI.—REFUNDS OF REVENUE..	48	..	48
				Total ..	1,33,125	6,137	1,39,262
				Share of collection charges in the Civil Department.	2,719	162	2,881
				Total direct charges.	1,35,844	6,299	1,42,143
				Indirect Charges debitable to Revenue Account as per Account No. 5 ..	4,371	50	4,421
				Total Charges ..	1,40,215	6,349	1,46,564
				Balance Net Re- venue ..	-59,266	49	-59,217
GRAND TOTAL ..	80,949	6,398	87,347	GRAND TOTAL ..	80,949	6,398	87,347

B—Last Capital Account detailed in the Administrative Accounts for 1912-13.  
Construction Estimate closed on 31st March 1910, vide G. R. No. 66, dated 12th January 1910.  
Completion Report approved in G. R. No. 2577, dated 15th March 1912.

SAVLI TANK.

TANK PROJECT.

No. 4.—Interest Account for, and to end of, 1928-29.

	Amount. Rs.		Amount. Rs.
Total interest charges to end of 1927-28 .. ..	1,75,547	Net Revenue realized to end of 1927-28 as per No. 3 ..	—59,266
Interest charges for the year 1928-29 .. ..	7,787	Net Revenue realized during 1928-29 as per No. 3 ..	49
On Rs. 2,34,179 outlay to end of the year 1916-17 at the average rate 3.3252 per cent..	Rs. 7,787	Total Net Revenue realized to end of the year as per No. 3 .. ..	—59,217
		Balance net interest charges ..	2,42,551
Total ..	1,83,334	Total ..	1,83,334

No. 5.—Account of Indirect Charges for, and to end of, 1928-29.

Particulars.	Previous.	1928-29.	Total.	Particulars.	Previous.	1928-29.	Total.
	Rs.	Rs.	Rs.		Rs.	Rs.	Rs.
CAPITAL ACCOUNT.	....	....	...	REVENUE ACCOUNT.			
				1. Capitalized abatement of Land Revenue ..	449	..	449
				2. Leave and Pension Allowances ..	3,584	..	3,584
				3. Audit and Accounts Establishment ..	338	50	388
Total ..	....	....	....	Total ..	4,371	50	4,421

## CHANKAPUR TANK.

## TANK PROJECT.

No. 3.—Revenue Account for, and to end of, 1928-29.

Receipts.	TOTAL.			Charges.	TOTAL.		
	Previous.	1928-29.	Total		Previous	1928-29.	Total.
	Rs.	Rs.	Rs.		Rs.	Rs.	Rs.
<b>I.—DIRECT RECEIPTS.</b>				<b>I.—EXTENSIONS AND IMPROVEMENTS.</b>			
1. Water-rate from irrigation	4,47,984	37,415	4,85,399	1. Head Works..	10,167	256	10,423
3. Sales of water.	267	43	310	2. Main Canals and Branches ..	26,088	...	26,088
5. Plantations ..	2,978	238	3,230				
6 Other canal produce ..		14					
9. Rents of buildings ..	1,102	486	1,588	Total ..	36,255	256	36,511
10. Fines ..	460	..	460	<b>II.—MAINTENANCE AND REPAIRS.</b>			
11. Miscellaneous receipts ..	4,076	329	4,405	1. Head Works..	76,897	7,093	83,990
12. Deduct—Re-funds ..	218	..	218	2. Main Canals and Branches ..	99,147	8,400	1,07,547
Total ..	4,56,649	38,525	4,95,174	3. Distributaries.	10,778	886	11,664
<b>II.—INDIRECT RECEIPTS.</b>				Total ..	1,86,822	16,379	2,03,201
Irrigation share of Land Revenue collected in the Civil Department.	...	..	...	<b>IV.—ESTABLISHMENT.</b>			
				1 and 2. Direction and Accounts ..	2,24,215	34,204	2,58,419
				3. Executive ..			
				Pensionary charges.	8,067	4,788	12,855
				Total ..	2,32,282	38,992	2,71,274
Total Receipts ..	4,56,649	38,525	4,95,174	<b>V.—TOOLS AND PLANT</b>	8,958	586	9,544
Carried over ..	4,56,649	38,525	4,95,174	Carried over ..	4,64,317	56,213	5,20,530

## ADMINISTRATIVE ACCOUNTS FOR THE YEAR 1928-29.

269

## CHANKAPUR TANK.

## TANK PROJECT.

No. 3.—Revenue Account for, and to end of, 1928-29.

Receipts.	TOTAL.			Charges.	TOTAL.		
	Previous.	1928-29.	Total.		Previous.	1928-29.	Total.
	Rs.	Rs.	Rs.		Rs.	Rs.	Rs.
Brought forward ..	4,56,649	38,525	4,95,174	Brought forward..	4,64,317	56,213	5,20,530
				VI—REFUNDS OF REVENUE..	40	--	40
				Total ..	4,64,357	56,213	5,20,570
				Share of collection charges in the Civil Department.	14,983	1,122	16,105
				Total Direct Charges	4,79,340	57,335	5,36,675
				Indirect Charges debitable to Revenue Account as per Account No. 5 ..	24,525	166	24,691
				Total Charges ..	5,03,865	57,501	5,61,366
				Balance Net Revenue ..	-47,216	-18,976	-66,192
GRAND TOTAL ..	4,56,649	38,525	4,95,174	GRAND TOTAL ..	4,56,649	38,525	4,95,174

N. B.—Last Capital Account detailed in the Administrative Accounts for 1925-26.

Construction Estimate closed on 31st March 1910—vide G.R. No. 872, dated 1st April 1910.  
Completion Report approved in G.R. No. 443, dated 3rd March 1911.

Note—Loss of Revenue due to concessions granted for wheat cultivation during the Rabi season 1916-17, vide G. R. No. S.L. 12327, dated 10th December 1917, Rs. 4,835.



## CHANKAPUR TANK.

## TANK PROJECT.

## No. 4.—Interest Account for, and to end of, 1928-29.

	Amount. Rs.		Amount Rs.
Total interest charges to end of 1927-28 .. .. .	13,97,288	Net Revenue realized to end of 1927-28 as per No. 3 ..	—47,216
Interest charges for the year 1928-29.	69,159	Net Revenue realized during 1928-29 as per No. 3 ..	—18,976
On Rs. 18,41,062 outlay to end of the year 1916-17 at the average rate 3.3252 per cent. ..	61,219	Total Net Revenue realized to end of the year as per No. 3 ..	—66,192
On subsequent outlay Rs. 1,46,777 at the flat rate 5.41 per cent. ..	7,940	Balance net interest charges ..	15,32,639
Total ..	14,66,447	Total ..	14,66,447

## No. 5.—Account of Indirect Charges for, and to end of, 1928-29.

Particulars.	Previous.	1928-29.	Total.	Particulars.	Previous.	1928-29.	Total.
	Rs.	Rs.	Rs.		Rs.	Rs.	Rs.
CAPITAL ACCOUNT.		Nil.		REVENUE ACCOUNT.			
				1. Capitalized abatement of Land Revenue ..	..	..	..
				2. Leave and Pension Allowances ..	23,322	..	23,322
				3. Audit and Accounts Establishment ..	1,203	166	1,369
				Total ..	24,525	166	24,691

SAHIAT TANK.

TANK PROJECT.

No. 3.—Revenue Account for, and to end of, 1928-29.

Receipts.	TOTAL.			Charges.	TOTAL.		
	Previous.	1928-29.	Total.		Previous.	1928-29.	Total.
	Rs.	Rs.	Rs.		Rs.	Rs.	Rs.
<b>I.—DIRECT RECEIPTS.</b>				<b>I.—EXTENSIONS AND IMPROVEMENTS</b>			
1. Water-rates from Irrigation ..	26,028	176	26,204	1. Head Works ..	2,463	.	2,463
3. Sales of water ..	10	..	10	2. Main Canals and Branches ..	5,184	..	5,184
5. Plantations ..	15	.	15	3. Distributaries..	612	..	612
6. Other Canal produce ..	3,256	398	3,654	4 Drainage and Protective Works ..	..	..	..
9. Rents of buildings ..	1	..	1	Total ..	8,259	..	8,259
10. Fines ..	3	..	3				
11. Miscellaneous receipts ..	6,484	422	6,906	<b>II.—MAINTENANCE AND REPAIRS.</b>			
Total ..	35,797	996	36,793	1. Head Works ..	56,106	2,552	58,658
				2. Main Canals and Branches ..	44,458	2,273	46,731
				3. Distributaries..	2,256	..	2,256
				4 Drainage and Protective Works ..	..	..	..
				Total ..	1,02,820	4,825	1,07,645
<b>II.—INDIRECT RECEIPTS.</b>							
Irrigation share of Land Revenue collected in the Civil Department ..	8,119	..	8,119	<b>III.—COMPENSATION</b> ..	.	..	..
				<b>IV.—ESTABLISHMENT.</b>			
				1 and 2. Direction and Accounts ..	29,490	891	30,381
				3. Executive ..			
				Pensionary charges,	420	125	545
Total ..	8,119	..	8,119	Total ..	29,910	1,016	30,926
				<b>V.—TOOLS AND PLANT</b> ..	2,097	65	2,162
Total, Receipts ..	43,916	996	44,912	Carried over ..	1,43,086	5,906	1,48,992
Carried over ..	43,916	996	44,912				

## PUBLIC WORKS DEPARTMENT, IRRIGATION BRANCH.

## SAHIAT TANK.

## TANK PROJECT.

No. 3.—Revenue Account for, and to end of, 1928-29.

Receipts.	TOTAL.			Charges.	TOTAL.		
	Previous.	1928-29.	Total		Previous.	1928-29.	Total
	Rs.	Rs.	Rs.		Rs.	Rs.	Rs.
Brought forward ..	43,916	996	44,912	Brought forward..	1,43,086	5,906	4,48,992
				VI—REFUNDS OF REVENUE..	1	..	1
				Total ..	1,43,087	5,906	4,48,993
				Share of Collection charges in the Civil Department ..	1,796	5	1,801
				Total, Direct Charges ..	1,44,883	5,911	1,50,794
				Indirect Charges debtible to Re- venue Account as per Account No. 5 ..	4,071	48	4,119
				Total Charges ..	1,48,954	5,959	1,54,913
				Balance Net Re- venue ..	-1,05,038	-4,963	-1,10,001
GRAND TOTAL ..	43,916	996	44,912	GRAND TOTAL ..	43,916	996	44,912

*N.B.*—Last Capital Account detailed in the Administrative Accounts for 1911-12.  
Construction Estimate closed on 31st March 1912, vide G. R. No. 2066, dated 18th October 1911.  
Completion Report approved in G. R. No. 10160, dated 7th October 1913.

SAHIAT TANK.

TANK PROJECT.

No. 4.—Interest Account for, and to end of, 1928-29.

	Amount. Rs.		Amount. Rs.
Total interest charges to end of 1927-28 .. ..	1,00,212	Net Revenue realized to end of 1927-28 as per No. 3 ..	-1,05,038
Interest charges for the year 1928-29 .. ..	5,269	Net Revenue realized during 1928-29 as per No 3 ..	-4,963
		Total Net Revenue realized to end of the year as per No 3 ..	-1,10,001
On Rs. 1,58,452 outlay to end of the year 1916-17 at the average rate 3·3,252 per cent. .. ..	5,269	Balance net interest charges ..	2,62,482
<b>Total ..</b>	<b>1,52,481</b>	<b>Total ..</b>	<b>1,52,481</b>

No. 5.—Account of Indirect Charges for, and to end of, 1928-29.

Particulars.	Previous.	1928-29.	Total.	Particulars.	Previous.	1928-29.	Total.
	Rs.	Rs.	Rs.		Rs.	Rs.	Rs.
<b>CAPITAL ACCOUNT</b>	..	....	....	<b>REVENUE ACCOUNT.</b>			
				1. Capitalised abatement of Land Revenue ..	Nil.	..	..
				2. Leave and Pension Allowances ..	3,710	..	3,710
				3. Audit and Accounts Establishment ..	361	48	409
<b>Total ..</b>	<b>....</b>	<b>....</b>	<b>....</b>	<b>Total ..</b>	<b>4,071</b>	<b>48</b>	<b>4,119</b>

## SUKI RIVER.

## TANK PROJECT.

No. 4.—Interest Account for, and to end of, 1928-29.

	Amount. Rs.		Amount. Rs.
Total interest charges to end of 1927-28 .. ..	8,448	Net Revenue realized to end of 1927-28 as per No. 3 .. ..	..
Interest charges for the year 1928-29 .. ..	503	Net Revenue realized during 1928-29 as per No. 3 .. ..	..
On Rs. 15,139 outlay to end of the year 1916-17 at the average rate 3.3,252 per cent. .. ..	..	Total Net Revenue realised to end of the year as per No. 3 .. ..	..
		Balance net interest charges .. ..	8,951
Total .. ..	8,951	Total .. ..	8,951

No. 5.—Account of Indirect Charges for, and to end of, 1928-29.

Particulars.	Previous.	1928-29.	Total.	Particulars.	Previous.	1928-29.	Total.
	Rs.	Rs.	Rs.		Rs.	Rs.	Rs.
<b>CAPITAL ACCOUNT.</b>				<b>REVENUE ACCOUNT.</b>		Nil.	
1. Capitalized abatement of Land Revenue .. ..	..	..	..				
2. Leave and Pension Allowances .. ..	385	..	385				
3. Audit and Accounts Establishment .. ..	..	..	..				
Total .. ..	385	..	385	Total .. ..	..	..	..

SUKI RIVER.

TANK PROJECT.

No. 6.—Statement comparing Capital Cost to end of 1928-29 with sanctioned Estimates.

Particulars.	Charges against closed sanctions.			Current sanctions.			Total charges to date against old and current sanctions.
	Expenditure against construction estimate.	Expenditure against open capital sanctions.	Total.	Charges to date.	Amount of sanctioned estimate.	Unspent balance of estimate.	
1	2	3	4	5	6	7	8
	Rs.	Rs.	Rs.	Rs.	Rs.	Rs.	Rs.
<b>DIRECT CHARGES.</b>							
Works .. ..	..	..	..	12,212	..	-12,212	12,212
Establishment .. ..	..	..	..	2,749	..	-2,749	2,749
Tools and Plant .. ..	..	..	..	178	..	-178	178
Total .. ..	..	..	..	15,139	..	-15,139	15,139
Less—Receipts on Capital Account .. ..	..	..	..	..	..	..	..
Net Total .. ..	..	..	..	15,139	..	-15,139	15,139
<b>INDIRECT CHARGES.</b>							
Leave and Pension Allowances .. ..	..	..	..	385	..	-385	385
Total .. ..	..	..	..	385	..	-385	385
<b>GRAND TOTAL</b> .. ..	..	..	..	15,524	..	-15,524	15,524

Undertaken as a Famine Relief Work and the famine outlay at normal rates has been adjusted during the year 1911-12. Outlay without estimate approved in Government Resolution No. A. I.—6022, dated 7th June 1923.

## GODAVARI CANALS.

## CANAL PROJECT.

No. 2.—Capital Account for, and to end of, 1928-29.

Heads of Account.	Direct Charges.			Cost of Construction as now estimated. (Construction estimate closed on 31st March 1916.)	Expenditure against closed estimates.
	Previous.	1928-29.	Total.		
1	2	3	4	5	6
<b>I.—WORKS.</b>					
<b>(1) HEAD WORKS.</b>					
A. Preliminary Expenses ..	5,480	..	5,480	5,460	5,480
B. Land .. ..	9,41,194	..	9,41,194	9,41,194	9,41,194
C. Works .. ..	32,47,584	..	32,47,584	32,47,584	32,47,584
K. Buildings .. ..	51,463	..	51,463	51,463	51,463
O. Miscellaneous .. ..	152	..	152	152	152
P. Maintenance .. ..	18,007	..	18,007	18,007	18,007
Total, Head Works ..	42,63,880	..	42,63,880	42,63,880	42,63,880
<b>(2) MAIN CANALS AND BRANCHES.</b>					
A. Preliminary Expenses ..	29,652	..	29,652	29,652	29,652
B. Land .. ..	1,07,788	..	1,07,788	1,07,788	1,07,788
D. Regulators .. ..	29,752	..	29,752	29,752	29,752
F. River and hill torrent Works ..	11,01,009	..	11,01,009	11,01,009	11,01,009
G. Bridges .. ..	1,10,261	..	1,10,261	1,10,261	1,10,261
H. Escapes .. ..	20,437	..	20,437	20,437	20,437
K. Buildings .. ..	2,22,685	..	2,22,685	2,22,685	2,22,685
L. Earth-work .. ..	17,67,009	..	17,67,009	17,67,009	17,67,009
M. Plantations .. ..	8,907	..	8,907	8,907	8,907
O. Miscellaneous .. ..	15,350	..	15,350	15,350	15,350
P. Maintenance .. ..	16,033	..	16,033	16,033	16,033
Total, Main Canals and Branches ..	34,28,883	..	34,28,883	34,28,883	34,28,883
<b>(3) DISTRIBUTARIES.</b>					
A. Preliminary Expenses ..	13,708	64	13,772	13,483	8,764
B. Land .. ..	28,063	..	28,063	28,063	28,063
C. Works .. ..	1,11,137	..	1,11,137	1,11,137	1,11,137
L. Earth-work .. ..	1,74,380	..	1,74,380	1,74,380	1,74,380
O. Miscellaneous .. ..	2,09,157	..	2,09,157	2,09,157	2,09,157
Total, Distributaries ..	5,36,445	64	5,36,509	5,36,220	5,31,494
Carried over ..	82,29,208	64	82,29,272	82,28,983	82,24,264

## GODAVARI CANALS.

## CANAL PROJECT.

No. 2.—Capital Account for, and to end of, 1928-29.

Heads of Account.	Direct Charges.			Cost of construction as now estimated. (Construction estimate closed on 31st March 1916.)	Expenditure against closed estimate.
	Previous.	1928-29.	Total.		
1	2	3	4	5	6
Brought forward..	Rs 82,29,208	Rs 64	Rs. 82,29,272	Rs 82,28,983	Rs. 82,24,262
(4) DRAINAGE AND PROTECTIVE WORKS.					
O. Miscellaneous .. ..	..	791	791	1,18,530	..
Total Drainage and Protective Works.	..	791	791	1,18,530	..
Total I—Works ..	82,29,208	855	82,30,063	83,47,513	82,24,262
II.—ESTABLISHMENT.					
1 and 2. Direction and Accounts ..	} 13,52,383	662	13,53,045	13,80,337	13,50,828
3. Executive .. ..					
Pensionary charges ..	26	93	119	5,974	..
Total, Establishment ..	13,52,409	755	13,53,164	13,86,311	13,50,828
III.—TOOLS AND PLANT ..	2,28,990	30	2,29,020	2,32,454	2,28,827
Grand Total ..	98,10,607	1,640	98,12,247	99,66,278	98,03,917
V.—Less—Receipts on Capital Account.	2,026	..	2,026	2,026	2,026
Net Outlay ..	98,08,581	1,640	98,10,221	99,64,252	98,01,891
Apportionment.					
Chargeable to 35—Construction of Protective Irrigation Works ..	96,67,046	..	96,67,046	} 99,64,252	98,01,891
Chargeable to 55—Construction of Irrigation Works ..	1,41,535	1,640	1,43,175		
Total ..	98,08,581	1,640	98,10,221	99,64,252	98,01,891



## GODAVARI CANALS.

## CANAL PROJECT.

No. 3.—Revenue Account for, and to end of, 1928-29.

Receipts.	TOTAL.			Charges.	TOTAL.		
	Previous	1928-29.	Total.		Previous.	1928-29.	Total.
	Rs.	Rs.	Rs.		Rs.	Rs.	Rs.
<b>I.—DIRECT RECEIPTS.</b>				<b>I.—EXTENSIONS AND IMPROVEMENTS.</b>			
1. Water-rates from irrigation ..	58,51,380	5,83,386	64,34,766	1. Head Works ..	19,608	1,939	21,547
3. Sales of Water ..	44,409	7,624	52,033	2. Main Canals and Branches ..	75,861	17	75,878
4. Water-supply of towns ..	3,233	..	3,233	3. Distributaries ..	8,622	..	8,622
5. Plantations ..	8,344	1,538	9,882				
6. Other canal produce ..	13,647	2,127	15,774	Total ..	1,04,091	1,956	1,06,047
8. Navigation ..	168	23	191				
9. Rents of buildings ..	18,581	4,259	22,840	<b>II.—MAINTENANCE AND REPAIRS.</b>			
10. Fines ..	7,257	926	8,183	1. Head Works ..	1,70,789	13,265	1,84,054
11. Miscellaneous receipts ..	1,41,188	5,791	1,46,979	2. Main Canals and Branches ..	10,50,545	56,596	11,07,141
12. <i>Deduct</i> —Refunds ..	5,158	2,012	7,170	3. Distributaries ..	2,24,336	17,447	2,41,783
Total ..	60,83,049	6,03,662	66,86,711	Total ..	14,45,670	87,308	15,32,978
				<b>III.—COMPENSATION</b> ..	..	..	..
<b>II.—INDIRECT RECEIPTS.</b>				<b>IV.—ESTABLISHMENT.</b>	..	..	..
Irrigation share of Land Revenue collected in the Civil Department.	..	..	..	1 & 2. Direction and Accounts ..	14,63,590	1,96,228	16,59,818
				3. Executive ..			
				Pensionary charges.	50,768	27,472	78,240
				Total ..	15,14,358	2,23,700	17,38,058
Total Receipts ..	60,83,049	6,03,662	66,86,711	<b>V.—TOOLS AND PLANT</b> ..	46,749	3,146	49,895
Carried over ..	60,83,049	6,03,662	66,86,711	Carried over ..	31,10,868	3,16,110	34,26,978

GODAVARI CANALS.

CANAL PROJECT.

No. 3.—Revenue Account for, and to end of, 1928-29.

Receipts.	TOTAL.			Charges.	TOTAL.		
	Previous.	1928-29.	Total.		Previous.	1928-29.	Total.
	Rs.	Rs.	Rs.		Rs.	Rs.	Rs.
Brought forward ..	60,83,049	6,03,662	66,86,711	Brought forward ..	31,10,868	3,16,110	34,26,978
				VI—REFUNDS OF REVENUE..	43,571	..	43,571
				<i>Deduct—Receipts on Revenue Account.</i>	460	46	506
				Total ..	31,53,979	3,16,064	34,70,043
				Share of collection charges in the Civil Department.	1,96,528	17,566	2,14,094
				Total, Direct Charges ..	33,50,507	3,33,630	36,84,137
				Indirect Charges debitable to Revenue Account as per Account No. 5 ..	1,62,400	893	1,63,293
				Total Charges ..	35,12,907	3,34,523	38,47,430
				Balance Net Revenue ..	25,70,142	2,69,139	28,39,281
GRAND TOTAL .	60,83,049	6,03,662	66,86,711	GRAND TOTAL ..	60,83,049	6,03,662	66,86,711

N.B.—Construction estimate closed on 31st March 1916—vide G R. No. A.I.—3470, dated 28th March 1916.

Note.—Loss of Revenue due to concessions granted for wheat cultivation during the Rabi season 1916-17—vide G.R. No. A.I.—12327, dated 18th December 1917—Rs. 31,760.

## GODAVARI CANALS

## CANAL PROJECT.

No. 4.—Interest Account for, and to end of, 1928-29.

	Amount.			Amount.	
	Rs.			Rs.	
Total interest charges to end of 1927-28 .. ..	56,81,885		Net Revenue realized to end of 1927-28 as per No. 3 .. ..	25,70,142	
Interest charges for the year 1928-29 .. ..	3,32,194		Net Revenue realized during 1928-29 as per No. 3 .. ..	2,69,139	
On Rs. 95,21,042 outlay to end of the year 1916-17 at the average rate 3 3/4 per cent. ..	3,16,594	Rs.	Total Net Revenue realized to end of the year as per No. 3 .. ..	28,39,281	
On subsequent outlay Rs. 2,88,359 at the flat rate 5.49 per cen. ..	15,600		Balance net interest charges ..	31,74,798	
Total ..	60,14,079		Total ..	60,14,079	

No. 5.—Account of Indirect Charges for, and to end of, 1928-29.

Particulars.	Previous.	1928-29.	Total.	Particulars.	Previous.	1928-29.	Total.
	Rs.	Rs.	Rs.		Rs.	Rs.	Rs.
<b>CAPITAL ACCOUNT.</b>				<b>REVENUE ACCOUNT.</b>			
1. Capitalized abatement of Land Revenue ..	3,11,326	..	3,11,326	1. Capitalized abatement of Land Revenue ..	..	..	..
2. Leave and Pension Allowances ..	1,89,306	..	1,89,306	2. Leave and Pension Allowances ..	1,54,131	..	1,54,131
3. Audit and Accounts Establishment ..	1,016	9	1,025	3. Audit and Accounts Establishment ..	8,269	893	9,162
Total ..	5,01,648	9	5,01,657	Total ..	1,62,400	893	1,63,293

GODAVARI CANALS.

CANAL PROJECT.

No. 6.—Statement comparing Capital Cost to end of 1928-29 with sanctioned Estimates.

Particulars.	Charges against closed sanctions.			Current sanctions			Total charges to date against old and current sanctions.
	Expenditure against construction estimate.	Expenditure against open capital sanctions.	Total.	Charges to date.	Amount of sanctioned estimate.	Unspent balance of estimate.	
1	2	3	4	5	6	7	8
<b>DIRECT CHARGES.</b>	Rs.	Rs.	Rs.	Rs.	Rs.	Rs.	Rs.
Works ..	78,92,733	3,31,529	82,24,262	5,801	1,23,251	1,17,450	82,30,063
Establishment ..	12,40,613	1,10,215	13,50,828	2,217	29,509	27,292	13,53,045
Leave and Pension ..	..	..	..	119	5,974	5,855	119
Tools and Plant ..	2,21,997	6,830	2,28,827	193	3,627	3,434	2,29,020
Suspense Account ..	2,245	— 2,245	..	..	..	..	..
Total ..	93,57,588	4,46,329	98,03,917	8,330	1,62,361	1,54,031	98,12,247
Less—Receipts on Capital Account ..	2,026	..	2,026	..	..	..	2,026
Net Total ..	93,55,562	4,46,329	98,01,891	8,330	1,62,361	1,54,031	98,10,221
<b>INDIRECT CHARGES.</b>							
Capitalized abatement of Land Revenue ..	3,07,005	4,321	3,11,326	..	3,884	3,884	3,11,326
Leave and Pension Allowances ..	1,73,684	15,430	1,89,114	192	149	— 43	1,89,306
Audit and Accounts ..	..	980	980	45	1,185	1,140	1,025
Total ..	4,80,689	20,731	5,01,420	237	5,218	4,981	5,01,657
<b>GRAND TOTAL ..</b>	<b>98,36,251</b>	<b>4,67,060</b>	<b>1,03,03,311</b>	<b>8,567</b>	<b>1,67,579</b>	<b>1,59,012</b>	<b>1,03,11,878</b>

	Rs.
G. R. (P.W.D.) No. 5085, dated 13th May 1918 ..	4,641
Do. No. 10321, dated 24th August 1918 ..	1,362
Do. No. 9736, dated 19th September 1928 ..	1,61,576
<b>Total ..</b>	<b>1,67,579</b>

## FUTELAO TANK.

## TANK PROJECT.

No. 3.—Revenue Account for, and to end of, 1928-29.

Receipts.	TOTAL.			Charges.	TOTAL.		
	Previous.	1928-29.	Total.		Previous.	1928-29.	Total.
	Rs.	Rs.	Rs.		Rs.	Rs.	Rs.
<b>I—DIRECT RECEIPTS.</b>				<b>I—EXTENSIONS AND IMPROVEMENTS.</b>			
1. Water rates from irrigation ..	1,511	546	2,057	1. Head Works ..	500	..	500
5. Plantations ..	26	..	26				
6. Other Canal produce ..	259	15	274				
11. Miscellaneous receipts ..	1,321	25	1,346	Total ..	500	..	500
				<b>II—MAINTENANCE AND REPAIRS.</b>			
				1. Head Works ..	11,675	1,397	13,072
				2. Main Canals and Branches ..	6,192	665	6,857
Total ..	3,117	586	3,703				
				Total ..	17,867	2,062	19,929
<b>II—INDIRECT RECEIPTS.</b>				<b>IV.—ESTABLISHMENT.</b>			
Irrigation share of Land Revenue collected in the Civil Department ..	..	..	..	1 and 2. Direction and Accounts ..	3,792	381	4,173
				3 Executive ..			
				Pensionary charges.	93	53	146
				Total ..	3,885	434	4,319
				<b>V.—TOOLS AND PLANT .</b>	290	28	318
Total Receipts ..	3,117	586	3,703				
Carried over ..	3,117	586	3,703	Carried over ..	22,542	2,524	25,066

FUTELAO TANK.

TANK PROJECT.

No. 3.—Revenue Account for, and to end of, 1928-29.

Receipts	TOTAL			Charges	TOTAL		
	Previous.	1928-29.	Total		Previous.	1928-29.	Total.
	Rs.	Rs.	Rs.		Rs.	Rs.	Rs.
Brought forward ..	3,117	586	3,703	Brought forward.	22,542	2,524	25,066
				VI —REFUNDS OF REVENUE.	..	..	..
				Total ..	22,542	2,524	25,066
				Share of Collection Charges in the Civil Department ..	46	16	62
				Total, Direct Charges ..	22,588	2,540	25,128
				Indirect Charges debitable to Revenue Account as per No 5 ..	538	21	559
				Total, Charges..	23,126	2,561	25,687
				Balance Revenue Net ..	-20,009	-1,975	-21,984
GRAND TOTAL ..	3,117	586	3,703	GRAND TOTAL ..	3,117	586	3,703

N.B.—Last Capital Account detailed in the Administrative Accounts for 1916-17. Construction Estimate closed on 30th November 1916.

## FUTELAO TANK.

## TANK PROJECT.

No. 4.—Interest Account for, and to end of, 1928-29.

	Amount. Rs.		Amount. Rs.
Total interest charges to end of 1927-28 .. ..	46,790	Net Revenue realized to end of 1927-28 as per No. 3 .. ..	-20,009
Interest charges for the year 1928-29 .. ..	3,570	Net Revenue realized during 1928-29 as per No. 3 .. ..	-1,975
On Rs. 1,07,356 outlay to end of the year 1916-17 at the average rate 3.3252 per cent. .. 3,570		Total Net Revenue realized to end of the year as per No. 3 .. ..	-21,984
		Balance net interest charges .. ..	72,344
Total ..	50,360	Total ..	50,360

No. 5.—Account of Indirect Charges for, and to end of, 1928-29.

Particulars.	Previous.	1928-29	Total.	Particulars.	Previous.	1928-29.	Total.
	Rs.	Rs.	Rs.		Rs.	Rs.	Rs.
CAPITAL ACCOUNT	..	..	..	REVENUE ACCOUNT.			
				1. Capitalized abatement of Land Revenue .. ..	..	..	..
				2. Leave and Pension Allowances ..	439	..	439
				3. Audit and Accounts Establishment ..	99	21	120
	..	..	..	Total ..	538	21	559

SEHARWAH CANAL.

CANAL PROJECT.

No. 2.—Capital Account for, and to end of, 1928-29.

Heads of Account.	Direct Charges.			Cost of Construction as now estimated.	Expenditure against closed estimates.
	Previous	1928-29.	Total.		
I	2	3	4	5	6
I.—WORKS.	Rs.	Rs.	Rs.	Rs.	Rs.
(1) HEAD WORKS.					
C. Works .. ..	..	..	..	50,000	..
Total, Head Works ..	..	..	..	50,000	..
(2) MAIN CANALS AND BRANCHES.					
A. Preliminary Expenses .. ..	..	..	..	4,768	..
B. Land .. ..	..	..	..	12,803	..
D. Regulators .. ..	..	..	..	70,765	..
G. Bridges .. ..	..	..	..	23,853	..
K. Buildings .. ..	23,823	..	23,823	1,15,875	..
L. Earth-work .. ..	..	..	..	2,39,839	..
P. Maintenance .. ..	..	..	..	18,172	..
Total, Main Canals and Branches ..	23,823	..	23,823	4,86,075	..
(3) DISTRIBUTARIES.					
A. Preliminary Expenses .. ..	..	..	..	37,851	..
C. Works .. ..	..	..	..	45,261	..
L. Earth-work .. ..	..	..	..	2,29,216	..
P. Maintenance .. ..	..	..	..	5,828	..
Total, Distributaries ..	..	..	..	3,18,156	..
(5) WATER COURSES.					
O. Miscellaneous .. ..	..	..	..	-1,64,506	..
Total, Water Courses ..	..	..	..	-1,64,506	..
Total, I—Works ..	23,823	..	23,823	6,89,725	..
Carried over ..	23,823	..	23,823	6,89,725	..



## SEHARWAH CANAL.

## CANAL PROJECT.

No. 2.—Capital Account for, and to end of, 1928-29.

Heads of Account.	Direct Charges.			Cost of Construction as now estimated.	Expenditure against closed estimates.
	Previous.	1928-29.	Total.		
1	2	3	4	5	6
	Rs.	Rs.	Rs.	Rs.	Rs.
Brought forward ..	23,823	..	23,823	6,89,725	..
<b>II.—ESTABLISHMENT.</b>					
1 and 2. Direction and Accounts ..	3,831	..	3,831	1,57,416	..
3. Executive ..					
Total, Establishment ..	3,831	..	3,831	1,57,416	..
<b>III.—TOOLS AND PLANT</b> ..	375	..	375	10,346	..
<b>IV.—Suspense Accounts</b> ..	..	..	..	..	..
Grand Total ..	28,029	..	28,029	8,57,487	..
<b>V.—Less—Receipts on Capital Account.</b>	2,199	..	2,199		
Net Outlay ..	25,830	..	25,830	8,57,487	..
<i>Apportionment.</i>					
Chargeable to 49—Irrigation ..	29,348	..	29,348	8,57,487	..
Chargeable to 55—Construction of Irrigation Works ..	-3,518	..	-3,518		
Total ..	25,830	..	25,830	8,57,487	..

SEHARWAH CANAL.

CANAL PROJECT.

No. 4.—Interest Account for, and to end of, 1928-29.

	Amount. Rs.		Amount. Rs.
Total interest charges to end of 1927-28 .. .. .	12,801	Net Revenue realized to end of 1927-28 as per No. 3	..
Interest charges for the year 1928-29 .. .. .	1,398	Net Revenue realized during 1928-29 as per No. 3	..
On Rs. 25,830 outlay from 1917-18 to 1927-28 at 5.41 per cent. ..	..	Total, Net Revenue realized to end of the year as per No. 3.	..
		Balance net interest charges ..	14,199
Total .	14,199	Total ..	14,199

No. 5.—Account of Indirect Charges for, and to end of, 1928-29.

Particulars	Previous	1928-29	Total.	Particulars	Previous.	1928-29.	Total.
	Rs.	Rs.	Rs.		Rs.	Rs.	Rs.
<b>CAPITAL ACCOUNT</b>				<b>REVENUE ACCOUNT</b> ..		Nil.	
1. Capitalized abatement of Land Revenue ..	..	..	..				
2. Leave and Pension Allowances .	537	..	537				
3. Audit and Accounts Establishment ..	-11	..	-11				
Total ..	526	..	526	Total ..	..	..	..

## SEHARWAH CANAL.

## CANAL PROJECT.

No. 6—Statement comparing Capital Cost to end of 1928-29 with sanctioned Estimates.

Particulars.	Charges against closed sanctions.			Current sanctions.			Total charges to date against old and current sanctions
	Expenditure against construction estimate.	Expenditure against open capital sanctions.	Total.	Charges to date.	Amount of sanctioned estimate.	Unspent balance of estimate.	
1	2	3	4	5	6	7	8
	Rs.	Rs.	Rs.	Rs.	Rs.	Rs.	Rs.
<b>DIRECT CHARGES.</b>							
Works ..	....	...	...	23,823	6,89,725	6,65,902	23,823
Establishment ..	...	..	...	3,831	1,57,416	1,53,585	3,831
Tools and Plant ..	...	...	...	375	10,346	9,971	375
Total .	...	...	...	28,029	8,57,487	8,29,458	28,029
Less—Receipts on Capital Account ..	..	...	...	2,199	...	—2,199	2,199
Net Total ..	...	...	...	25,830	8,57,487	8,31,657	25,830
<b>INDIRECT CHARGES.</b>							
Capitalized abatement of Land Revenue ..	...	...	...	...	...	...	...
Leave and Pension Allowances .	...	...	...	537	22,038	21,501	537
Audit and Accounts .	...	...	...	—11	...	11	—11
Total ..	...	...	...	526	22,038	21,512	526
<b>GRAND TOTAL ..</b>	...	...	...	26,356	8,79,525	8,53,169	26,356

Note.—Government of India (P.W.D.), No. 86-I., dated 15th March 1920, communicated in Government Resolution (P.W.D.), No. W. I.—11573, dated 7th June 1920.

KALRI CANAL.

CANAL PROJECT.

No. 3.—Revenue Account for, and to end of, 1928-29.

Receipts.	TOTAL.			Charges.	TOTAL.		
	Previous	1928-29	Total.		Previous.	1928-29.	Total
<b>I.—DIRECT RECEIPTS</b>	Rs.	Rs.	Rs.		Rs.	Rs.	Rs.
1. Water-rates from Irrigation ..	566	159	725	<b>I.—EXTENSIONS AND IMPROVEMENTS.</b>			
5. Plantation ..		..	2,746	2 Main Canals and Branches ..	305	219	524
6. Other canal produce ..	2,585	161					
9. Rents of buildings ..	2	.	2				
11. Miscellaneous receipts ..	387	40	427				
12. Deduct-Refunds.	20	..	20				
Total .	3,520	360	3,880	Total ..	305	219	524
<b>II.—INDIRECT RECEIPTS.</b>				<b>II—MAIN-TENANCE AND REPAIRS.</b>			
Irrigation share of Land Revenue collected in the Civil Department	2,46,664	49,503	2,96,167	2. Main Canals and Branches ..	2,07,610	35,001	2,42,611
4 per cent on 9/10ths of the proceeds from sales of occupancy rights per Govt of India, Nos. 53 and 58-A. 1, dated respectively 20th June and 1st August 1889, communicated in Government Resolution No 1209, dated 10th July and No 1913 dated 7th November 1889 to end of 1920-21 and after that date at the average rate applicable to the interest on Irrigation Works, Govt of India (Public Works Department) to the Govt of Punjab (Irrigation Branch) No 128-I, dated 11th March 1921, Govt Order PWD No W T-1143, dated 20th July 1921.	3,924	665	4,589	Total ..	2,07,610	35,001	2,42,611
Total ..	2,50,588	50,168	3,00,756	<b>III—COMPENSATION</b> ..	..	..	..
Total Receipts .	2,54,108	50,528	3,04,636	<b>IV.—ESTABLISHMENT.</b>			
Carried over	2,54,108	50,528	3,04,636	1. and 2. Direction and Accounts ..	42,069	7,508	49,577
				3. Executive ..			
				Pensionary charges	1,830	1,051	2,881
				Total ..	43,899	8,559	52,458
				<b>V.—TOOLS AND PLANT</b> ..	2,026	223	2,249
				Carried over ..	2,53,840	44,002	2,97,842

## KALRI CANAL.

## CANAL PROJECT.

No. 3.—Revenue Account for, and to end of, 1928-29.

Receipts	TOTAL.			Charges.	TOTAL.			
	Previous.	1928-29.	Total.		Previous.	1928-29.	Total	
	Rs.	Rs.	Rs.		Rs.	Rs.	Rs.	
Brought forward ..	2,54,108	50,528	3,04,636	Brought forward ..	2,53,840	44,002	2,97,842	
<i>Note</i> —Loss to the canal on account of difference between assessment of water-rates on jaghr lands and also on land in Khat Territory and assessment at the ordinary rates in force for Government lands noted here per Government of India Letter No 233-1, dated 14th June 1883, communicated under Government Resolution No. 400, dated 11th August 1883.				VI—REFUNDS OF REVENUE				
				<i>Deduct</i> —Receipts on Rev. Account..	23	..	23	
				Total ..	2,53,817	44,002	2,97,819	
				Share of Collection Charges in the Civil Department	14,833	2,980	17,813	
				Total Direct Charges ..	2,68,650	46,982	3,15,632	
				Indirect Charges debitable to Revenue Account as per Account No. 5 ..	6,485	352	6,837	
	To end of 1927-28 .	9,988			Total Charges ..	2,75,135	47,334	3,22,469
	Loss for 1928-29 .	8,516			Balance Net Revenue ..	-21,027	3,194	-17,833
	Total ..	18,504			GRAND TOTAL ..	2,54,108	50,528	3,04,636
	GRAND TOTAL ..	2,54,108	50,528	3,04,636				

N B —Last Capital Account detailed in the Administrative Accounts for 1926-27.

Construction Estimate closed during 1921-22, vide G. R. No. 1606, dated 19th July 1923.

KALRI CANAL.

CANAL PROJECT.

No. 4.—Interest Account for, and to end of, 1928-29.

	Amount. Rs.		Amount. Rs.
Total interest charges to end of 1927-28 .. .. .	19,923	Net Revenue realized to end of 1927-28 as per No. 3 .. .. .	-21,027
Interest charges for the year 1928-29 .. .. .	3,985	Net Revenue realized during 1928-29 as per No. 3 .. .. .	3,19
On Rs. 64,524 outlay to end of the year 1916-17 at the average rate 3.3252 per cent. ..	Rs. 2,146	Total Net Revenue realized to end of the year as per No. 3 .. .. .	-17,833
On subsequent outlay Rs. 33,990 at the flat rate 5.41 per cent. ..	1,839	Balance net interest charges .. .. .	41,741
Total ..	23,908	Total ..	23,908

No. 5.—Account of Indirect Charges for, and to end of, 1928-29.

Particulars.	Previous.	1928-29	Total.	Particulars.	Previous.	1928-29.	Total.
	Rs.	Rs.	Rs.		Rs.	Rs.	Rs.
<b>CAPITAL ACCOUNT.</b>				<b>REVENUE ACCOUNT.</b>			
1. Capitalized abatement of Land Revenue .. .. .	..	..	..	1. Capitalized abatement of Land Revenue ..	345	..	345
2. Leave and Pension Allowances .. .. .	..	..	..	2. Leave and Pension Allowances ..	4,061	..	4,061
3. Audit and Accounts Establishment .. .. .	..	..	..	3. Audit and Accounts Establishment ..	2,079	352	2,431
Total ..	..	..	..	Total ..	6,485	352	6,837

## DADU CANAL.

## CANAL PROJECT.

No. 3.—Revenue Account for, and to end of, 1928-29.

Receipts	TOTAL.			Charges.	TOTAL.		
	Previous	1928-29.	Total.		Previous	1928-29.	Total.
	Rs.	Rs.	Rs.		Rs.	Rs.	Rs.
<b>I.—DIRECT RECEIPTS.</b>							
1. Water-rates from Irrigation	17	53	70				
3. Sales of water	1,048	522	1,570	<b>I.—EXTENSIONS AND IMPROVEMENTS</b> ..	..	..	..
6. Other canal produce ..	71	49	120				
9. Rents of Buildings ..	470	..	470	<b>II.—MAINTENANCE AND REPAIRS.</b>			
10. Fines ..	4	..	4				
11. Miscellaneous receipts ..	1,336	250	1,586	2. Main Canals and Branches .	81,188	12,499	93,687
12. <i>Deduct</i> —Refunds ..	4	..	4				
<b>Total ..</b>	<b>2,042</b>	<b>874</b>	<b>3,816</b>	<b>Total ..</b>	<b>81,188</b>	<b>12,499</b>	<b>93,687</b>
<b>II.—INDIRECT RECEIPTS.</b>							
Irrigation share of Land Revenue collected in the Civil Department	1,44,760	28,864	1,73,624	<b>III—COMPENSATION</b>	..	..	..
4 per cent on 9/10ths of the proceeds from sales of occupancy rights per Govt of India Nos 53 and 58-A. I, dated respectively 20th June and 1st August 1889, communicated in Government Resolution No 1209, dated 10th July, and No 1913, dated 7th November 1889 to end of 1920-21 and after that date at the average rate applicable to the interest on irrigation Works, Govt. of India (Public Works Department) to the Govt of Punjab (Irrigation Branch) No 128-1, dated 11th March 1921, Govt. Order P. W. D. No W I/11143, dated 20th July 1921	2,765	553	3,318	<b>IV—ESTABLISHMENT.</b>			
				1. and 2 Direction and Accounts } 17,111	2,667	19,778	
				3. Executive .			
				Pensionary charges	670	373	1,043
<b>Total</b>	<b>1,47,525</b>	<b>29,417</b>	<b>1,76,942</b>	<b>Total ..</b>	<b>17,781</b>	<b>3,040</b>	<b>20,821</b>
<b>Total, Receipts .</b>	<b>1,50,467</b>	<b>30,291</b>	<b>1,80,758</b>	<b>V.—TOOLS AND PLANT</b> ..	486	79	565
<b>Carried over</b>	<b>1,50,467</b>	<b>30,291</b>	<b>1,80,758</b>	<b>Carried over .</b>	<b>99,551</b>	<b>15,618</b>	<b>1,15,073</b>

DADU CANAL.

CANAL PROJECT.

No. 3.—Revenue Account for, and to end of, 1928-29.

Receipts	TOTAL.			Charges	TOTAL.			
	Previous	1928-29.	Total		Previous.	1928-29	Total.	
	Rs	Rs.	Rs		Rs	Rs.	Rs.	
Brought forward ..	1,50,467	30,291	1,80,758	Brought forward .	99,455	15,618	1,15,073	
<p>Note—Loss to the canal on account of difference between assessment of water-rates on jaghir lands and assessment at the ordinary rates in force for Government lands noted here per Government of India Letter No. 233-1, dated 14th June 1883, communicated under Government Resolution No. 400, dated 11th August 1883.</p> <p>Rs.</p> <p>To end of 1927-28 .. 1,977</p> <p>Loss for 1928-29 .. 277</p> <p>Total .. 2,254</p>				VI—REFUNDS OF REVENUE.				
				Deduct—Receipts on revenue account..	4		4	
				Total ..	99,451	15,618	1,15,069	
				Share of collection charges in the Civil Department	8,715	1,735	10,450	
				Total, direct charges ..	1,08,166	17,353	1,25,519	
				Indirect charges debitable to Revenue Account as per Account No 5	2,538	125	2,663	
				Total, charges ..	1,10,704	17,478	1,28,182	
				Balance Net Revenue ..	39,763	12,813	52,576	
	GRAND TOTAL ..	1,50,467	30,291	1,80,758	GRAND TOTAL ..	1,50,467	30,291	1,80,758

N.B.—Last Capital Account detailed in the Administrative Accounts for 1923-24. Construction Estimate closed during 1921-22, vide G. R. No. 1606, dated 30th November 1923.



## DADU CANAL.

## CANAL PROJECT.

## No. 4.—Interest Account for, and to end of, 1928-29.

	Amount. Rs.		Amount. Rs.
Total interest charges to end of 1927-28 .. .. .	4,700	Net Revenue realized to end of 1927-28 as per No. 3 .. .. .	39,763
Interest charges for the year 1928-29 .. .. .	939	Net Revenue realized during 1928-29 as per No. 3 .. .. .	12,813
On Rs. 28,218 outlay to end of the year 1916-17 at the average rate 3·3252 per cent. . .	938	Total, Net Revenue realized to end of the year as per No. 3.	52,576
On subsequent outlay Rs. 31 at the flat rate 5·41 per cent. ..	1	Balance net interest charges .. .. .	-46,937
Total .. .. .	5,639	Total .. .. .	5,639

## No. 5.—Account of Indirect Charges for, and to end of, 1928-29.

Particulars.	Previous.	1928-29.	Total.	Particulars.	Previous.	1928-29.	Total.
	Rs.	Rs.	Rs.		Rs.	Rs.	Rs.
CAPITAL ACCOUNT		Nil.		REVENUE ACCOUNT.			
				1. Capitalized abatement of Land Revenue .. .. .	..	..	..
				2. Leave and Pension Allowances .. .. .	1,725	..	1,725
				3. Audit and Accounts Establishment .. .. .	813	125	938
Total .. .. .	..	..	..	Total .. .. .	2,538	125	2,663

## DHARMA CANAL.

## CANAL PROJECT.

No. 3.—Revenue Account for, and to end of, 1928-29.

Receipts.	TOTAL.			Charges	TOTAL		
	Previous.	1928-29	Total.		Previous	1928-29.	Total.
	Rs	Rs	Rs		Rs	Rs.	Rs.
<b>I.—DIRECT RECEIPTS.</b>				<b>I—EXTENSIONS AND IMPROVEMENTS.</b>			
1. Water-rate from Irrigation ..	34,064	3,401	37,465	1. Head Works..	860	..	860
6. Other canal produce ..	80	12	92	2 Main Canals and Branches ..	958	..	958
11. Miscellaneous receipts ..	712	27	739				
12. Deduct-Refunds ..	374	43	417				
Total ..	34,482	3,397	37,879	Total ..	1,818	..	1,818
<b>II.—INDIRECT RECEIPTS.</b>				<b>II—MAINTENANCE AND REPAIRS.</b>			
Irrigation share of Land Revenue collected in the Civil Department ..	3,01,079	20,764	3,21,843	1. Head Works ..	10,500	..	10,500
Average Indirect Revenue as per G. R. No. A.I.-1650, dated 16th August 1911 ..	-3,47,340	-23,156	-3,70,496	2 Main Canals and Branches ..	8,953	1,444	10,397
				4. Average Expenditure before Improvement ..	-16,680	-1,390	-18,070
				Total ..	2,773	54	2,827
				<b>III.—COMPENSATION</b> ..	..	..	..
				<b>IV.—ESTABLISHMENT.</b>			
				1. and 2. Direction and Accounts ..	22,646	2,214	24,860
				3. Executive ..			
				Pensionary Charges ..	509	310	819
				Total ..	23,155	2,524	25,679
Total ..	-46,261	-2,392	-48,653	<b>V.—TOOLS AND PLANT</b> ..	773	63	836
Total Receipts ..	-11,779	1,005	-10,774	Carried over ..	28,519	2,641	31,160
Carried over ..	-11,779	1,005	-10,774				

## DHARMA CANAL.

## CANAL PROJECT.

No. 3.—Revenue Account for, and to end of, 1928-29.

Receipts.	TOTAL.			Charges	TOTAL		
	Previous.	1928-29.	Total.		Previous.	1928-29.	Total.
	Rs.	Rs.	Rs.		Rs.	Rs.	Rs.
Brought over ..	—11,779	1,005	—10,774	Brought over ..	28,519	2,641	31,160
				VI.—REFUNDS OF REVENUE ..	434	..	434
				Total ..	28,953	2,641	31,594
				Share of collection charges in the Civil Department ..	—3,456	—137	—3,593
				Total charges direct ..	25,497	2,504	28,001
				Indirect charges debitable to Revenue Account as per Account No. 5 ..	2,675	1	2,676
				Total charges ..	28,172	2,505	30,677
				Balance Revenue Net ..	—39,951	—1,500	—41,451
GRAND TOTAL ..	—11,779	1,005	—10,774	GRAND TOTAL ..	—11,779	1,005	—10,774

N.B.—Last Capital Account detailed in the Administrative Accounts for 1922-23.

## DHARMA CANAL.

## CANAL PROJECT.

## No. 4.—Interest Account for, and to end of, 1928-29.

	Amount. Rs.		Amount. Rs.
Total interest charges to end of 1927-28 .. .. .	52,790	Net Revenue realized to end of 1926-27 as per No. 3 .. .. .	—39,951
Interest charges for the year 1928-29 .. .. .	3,384	Net Revenue realized during 1927-28 as per No. 3 .. .. .	—1,500
On Rs. 85,536 outlay to end of the year 1916-17 at the average rate 3·3252 per cent. ..	Rs. 2,844	Total Net Revenue realized to end of the year as per No. 3 .. .. .	—41,451
On subsequent outlay Rs. 9,973 at the flat rate at 5·41 per cent. ...	54)	Balance net interest charges ..	97,625
Total ..	56,174	Total ..	56,174

## No. 5.—Account of Indirect Charges for, and to end of, 1928-29.

Particulars.	Previous.	1928-29.		Particulars.	Previous.	1928-29.	
		Rs.	Rs.			Rs.	Rs.
CAPITAL ACCOUNT.			Nil.	REVENUE ACCOUNT.			
	Rs.	Rs.	Rs.	2. Leave and Pension Allowances..	2,662	..	2,662
				3. Audit and Accounts Establishment ..	13	1	14
Total ..	..	..	..	Total ..	2,675	1	2,676

## MAHIWAH CANAL

## CANAL PROJECT.

No. 2.—Detailed Account of Capital Expenditure for, and to end of 1928-29

Heads of Account  1	Direct Charges			Cost of Construction as now estimated (Construction estimate closed on 30th August 1922) 5	Expenditure against closed estimate 6
	Previous 2	1928-1929 3	Total 4		
<b>I.—WORKS</b>	Rs.	Rs.	Rs.	Rs.	Rs.
<b>(2) MAIN CANALS AND BRANCHES</b>					
B. Land .. ..	62,933	..	62,933	62,933	62,933
C. Works .. ..	..	..	..	6,205	..
D. Regulators .. ..	1,65,203	2,320	1,67,523	1,72,194	1,65,203
E. Falls and Weirs .. ..	8,272	..	8,272	8,272	8,272
G. Bridges .. ..	47,252	..	47,252	47,252	47,252
K. Buildings .. ..	34,288	..	34,288	34,288	34,288
L. Earth-work .. ..	4,14,441	6,022	4,20,463	4,20,597	4,14,441
<b>Total, Main Canals and Branches ..</b>	<b>7,32,389</b>	<b>8,342</b>	<b>7,40,731</b>	<b>7,51,741</b>	<b>7,32,389</b>
<b>(3) DISTRIBUTARIES</b>					
C. Works .. ..	69,822	..	69,822	78,725	69,822
L. Earth-work .. ..	79,871	3,631	83,502	84,057	79,871
<b>Total, Distributaries ..</b>	<b>1,49,693</b>	<b>3,631</b>	<b>1,53,324</b>	<b>1,62,782</b>	<b>1,49,693</b>
<b>(4) DRAINAGE AND PROTECTIVE WORKS</b>					
A. Preliminary Expenses .. ..	..	..	..	..	..
B. Land .. ..	4,210	..	4,210	4,210	4,210
C. Works .. ..	50,954	..	50,954	50,954	50,954
L. Earth-work .. ..	2,04,631	..	2,04,631	2,04,631	2,04,631
O. Miscellaneous .. ..	..	..	..	..	..
P. Maintenance .. ..	..	..	..	..	..
<b>Total, Drainage and Protective Works.</b>	<b>2,59,795</b>	<b>..</b>	<b>2,59,795</b>	<b>2,59,795</b>	<b>2,59,795</b>
<b>Total, I—Works ..</b>	<b>11,41,877</b>	<b>11,973</b>	<b>11,53,850</b>	<b>11,74,318</b>	<b>11,41,877</b>
<b>Carried over ..</b>	<b>11,41,877</b>	<b>11,973</b>	<b>11,53,850</b>	<b>11,74,318</b>	<b>11,41,877</b>

MAHIWAH CANAL.

CANAL PROJECT.

No. 2.—Capital Account for, and to end of, 1928-29.

Heads of Account	Direct Charges			Cost of Construction as now estimated (Construction estimate closed on 30th August 1922)	Expenditure against closed estimates
	Previous	1928-1929	Total		
1	2	3	4	5	6
	Rs.	Rs.	Rs.	Rs.	Rs.
Brought forward ..	11,41,877	11,973	11,53,850	11,74,318	11,41,877
<b>II—ESTABLISHMENT</b>					
I and 2. Direction and Accounts ..	2,46,623	2,553	2,49,176	2,54,409	2,46,623
3. Executive ..					
4. Medical ..					
5. Special Survey ..					
Pensionary Charges ..	..	357	357	1,635	..
Total, Establishment ..	2,46,623	2,910	2,49,533	2,56,044	2,46,623
III.—TOOLS AND PLANT ..	9,683	76	9,759	10,656	9,683
IV.—Suspense Accounts ..	..	..	..	..	..
Grand Total ..	13,98,183	14,959	14,13,142	14,41,018	13,98,183
V.—Less—Receipts on Capital Account	6	..	6	6	6
Net Outlay ..	13,98,177	14,959	14,13,136	14,41,012	13,98,177
<i>Apportionment</i>					
Chargeable to 49—Irrigation ..	13,80,892	..	13,80,892	14,41,012	13,98,177
Chargeable to 55—Construction of Irrigation Works ..	17,285	14,959	32,244		
Total ..	13,98,177	14,959	14,13,136	14,41,012	13,98,177

## MAHIWAH CANAL.

## CANAL PROJECT.

No. 3.—Revenue Account for, and to end of, 1928-29.

Receipts.	TOTAL.			Charges.	TOTAL.		
	Previous.	1928-29.	Total.		Previous.	1928-29.	Total.
	Rs.	Rs.	Rs.		Rs.	Rs.	Rs.
<b>I.—DIRECT RECEIPTS.</b>				<b>I.—EXTENSIONS AND IMPROVEMENTS.</b>			
1. Water-rates from Irrigation ..	9,445	1,413	10,858	1. Head Works ..	..	1,209	1,209
3. Sales of water ..	391	46	437	2. Main Canals and Branches ..	1,37,961	..	1,37,961
5. Plantations ..	543	..	543	3. Distributaries..	12,329	..	12,329
6. Other canal produce ..	10,462	498	10,960				
9. Rents of buildings ..	907	..	907	<b>Total ..</b>	<b>1,50,290</b>	<b>1,209</b>	<b>1,51,499</b>
10. Fines ..	14,414	4,052	18,466	<b>II.—MAINTENANCE AND REPAIRS.</b>			
11. Miscellaneous receipts ..	24,658	1,099	25,757	2. Main Canals and Branches ..	17,85,390	1,09,918	18,95,308
12. Deduct—Refunds ..	1,423	..	3,134	3. Distributaries ..	8,189	..	8,189
<b>Total ..</b>	<b>59,397</b>	<b>5,397</b>	<b>64,794</b>	<b>Total ..</b>	<b>17,93,579</b>	<b>1,09,918</b>	<b>19,03,497</b>
<b>II.—INDIRECT RECEIPTS.</b>				<b>IV—ESTABLISHMENT.</b>			
Irrigation share of Land Revenue collected in the Civil Department, 4 per cent. on 9/10ths of the proceeds from sales of occupancy rights per Govt. of India Nos 53 & 58-A.I., dated respectively 20th June and 1st August, 1889, communicated in Government Resolution No. 1209, dated 10th July, and No. 1913, dated 7th November 1889 to end of 1920-21 and after that date at the average rate applicable to the interest on Irrigation Works, Govt. of India (Public Works Department) to the Govt. of Punjab (Irrigation Branch) No. 128-I., dated 11th March 1921, Govt. Order P.W.D., No W 1. 11143 dated 20th July 1921 ..	12,87,904	69,484	13,57,388	1. and 2. Direction and Accounts ..	3,10,722	23,910	3,34,632
				3. Executive ..			
				Pens onary charges ..	6,880	3,348	10,228
<b>Total ..</b>	<b>13,65,449</b>	<b>73,599</b>	<b>14,39,048</b>	<b>Total ..</b>	<b>3,17,607</b>	<b>27,258</b>	<b>3,44,860</b>
<b>Total, Receipts ..</b>	<b>14,24,846</b>	<b>78,996</b>	<b>15,03,842</b>	<b>V. TOOLS AND PLANT ..</b>	16,780	746	17,526
<b>Carried over ..</b>	<b>14,24,846</b>	<b>78,996</b>	<b>16,03,842</b>	<b>Carried over ..</b>	<b>22,78,251</b>	<b>1,39,131</b>	<b>24,17,382</b>

MAHIWAH CANAL.

CANAL PROJECT.

No. 3.—Revenue Account for, and to end of, 1928-29

Receipts	TOTAL.			Charges	TOTAL		
	Previous.	1928-29.	Total.		Previous.	1928-29	Total.
	Rs.	Rs.	Rs.		Rs.	Rs.	Rs.
Brought forward .	₹14,24,846	78,996	15,03,842	Brought forward ..	22,78,251	1,39,131	24,17,382
<i>Note</i> —Loss to the canal on account of difference between assessment of water-rates on jaghir lands and assessment at the ordinary rates in force for Government lands noted here per Government of India Letter No 233-1., dated 14th June 1883, communicated under Government Resolution No. 400, dated 11th August 1883				VI—REFUND S OF REVENUE .	210	..	210
				<i>Deduct</i> —Receipts on revenue account ..	23	..	23
				Total ..	22,78,438	1,39,131	24,17,569
				Share of collection charges in the Civil Department.	71,881	4,496	76,377
				Total, Direct Charges.	23,50,319	1,43,627	24,93,946
				Indirect charges debitable to Revenue Account as per Account No 5	50,484	1,111	51,595
				Total, Charges	24,00,803	1,44,738	25,45,541
				Balance Net Revenue ..	-9,75,957	-65,742	-10,41,699
				Rs.			
	To end of 1927-28	95,680					
Loss for 1928-29.	..						
Total ..	95,680						
GRAND TOTAL ..	14,24,846	78,996	15,03,842	GRAND TOTAL .	14,24,846	78,996	15,03,842

*N.B.*—Last Capital Account detailed in the Administrative Accounts for 1926-27 Construction Estimate closed on 30th August 1922—vide Govt. Memo No. S 47, dated 30th August 1922 Completion Report passed by the Finance Department—vide Govt Memo (P W D), No S. 47-1., dated 30th August 1922.



## MAHIWAH-CANAL.

## CANAL PROJECT.

No 4.—Interest Account for, and to end of, 1928-29.

	Amount. Rs.		Amount. Rs.
Total interest charges to end of 1927-28 .. .. .	12,04,092	Net Revenue realized to end of 1926-27 as per No. 3 .. .. .	-9,75,957
Interest charges for the year 1928-29 .. .. .	47,254	Net Revenue realized during 1927-28 as per No. 3 .. .. .	-65,742
On Rs. 13,81,061 outlay to end of the year 1916-17 at the average rate 3.3,252 per cent. ..	45,923	Total, Net Revenue realized to end of the year as per No. 3 .. .. .	-10,41,699
On subsequent outlay Rs. 24,595 at the flat rate 5.41 per cent. ..	1,331	Balance net interest charges ..	22,93,045
Total ..	12,51,346	Total ..	12,51,346

No. 5.—Account of Indirect Charges for, and to end of, 1928-29.

Particulars.	Previous.	1928-29.	Total.	Particulars.	Previous.	1928-29.	Total.
	Rs.	Rs.	Rs.		Rs.	Rs.	Rs.
CAPITAL ACCOUNT ..		Nil		REVENUE ACCOUNT.			
1. Capitalized abatement of Land Revenue ..	24,649	..	24,649	1. Capitalized abatement of Land Revenue ..	4,319	..	4,319
2. Leave and Pension Allowance ..	34,527	..	34,527	2. Leave and Pension Allowances :	36,620	..	36,620
3. Audit and Accounts Establishment ..	144	120	264	3. Audit and Accounts Establishment ..	9,545	1,111	10,656
Total ..	59,320	120	59,440	Total ..	50,484	1,111	51,595

MAHIWAH CANAL.

CANAL PROJECT

No 6 —Statement comparing Capital Cost to end of 1928-29 with sanctioned Estimates

Particulars	Charges against closed sanctions			Current sanctions			Total charges to date against old and current sanctions.
	Expenditure against construction estimate	Expenditure against open Capital sanctions.	Total	Charges to date.	Amount of sanctioned estimate	Unspent balance of estimate	
1	2	3	4	5	6	7	8
<b>DIRECT CHARGES</b>	Rs.	Rs.	Rs.	Rs.	Rs.	Rs.	Rs.
Works ..	11,27,521	14,356	11,41,877	11,973	32,441	20,468	11,53,850
Establishment ..	2,43,877	2,746	2,46,623	2,553	7,786	5,233	2,49,176
Pensionary Charges ..	..	..	..	357	1,635	1,278	357
Tools and Plant ..	9,500	183	9,683	176	973	897	9,759
Suspense Accounts ..	..	..	..	..	..	..	..
Total ..	13,80,898	17,285	13,98,183	14,959	42,835	27,876	14,13,142
Less—Receipts on Capital Account ..	6	..	6	..	..	..	6
Net Total	13,80,892	17,285	13,98,177	14,959	42,835	27,876	14,13,136
<b>INDIRECT CHARGES</b>							
Capitalized abatement of Land Revenue ..	24,649	..	24,649	..	..	..	24,649
Leave and Pension Allowances ..	34,143	384	34,527	..	..	..	34,527
Audit and Accounts ..	..	144	144	120	324	204	264
Total ..	58,792	528	59,320	120	324	204	59,440
Grand Total ..	14,39,684	17,813	14,57,497	15,079	43,159	28,080	14,72,576

## REVISION OF THE GOKAK CANAL EXTENSION PROJECT.

## CANAL PROJECT.

No. 2.—Capital Account for, and to end of, 1928-29.

Heads of Account.	Direct Charges.			Cost of Construction as now estimated.	Expenditure against closed estimates.
	Previous.	1928-29.	Total.		
1	2	3	4	5	6
I—WORKS.	Rs.	Rs.	Rs.	Rs.	Rs.
(2) MAIN CANALS AND BRANCHES					
A. Preliminary Expenses ..	67,629	..	67,629		
Total, Main Canals and Branches ..	67,629	..	67,629		
Total, I.—Works ..	67,629	..	67,629		
II.—ESTABLISHMENT.					
1 and 2. Direction and Accounts ..	28,386	..	28,386		
3. Executive ..					
Total, Establishment ..	28,386	..	28,386		
III.—TOOLS AND PLANT ..	2,844	..	2,844		
GRAND TOTAL ..	98,859	..	98,859	67,865	
V.—Less—Receipts on Capital Account					
Net Outlay ..	98,859	..	98,859	67,865	
Apportionment.					
Chargeable to 55—Construction of Irrigation Works.	98,859	..	98,859	67,865	
Total ..	98,859	..	98,859	67,865	

REVISION OF THE GOKAK CANAL EXTENSION PROJECT.

CANAL PROJECT.

No. 4—Interest Account for, and to end of, 1928-29.

	Amount. Rs.		Amount. Rs.
Total interest charges to end of 1927-28 .. ..	28,661	Net Revenue realized to end of 1927-28 as per No. 3 .. ..	..
Interest charges for the year 1928-29 .. ..	5,348	Net Revenue realized during 1928-29 as per No. 3 .. ..	..
On Rs. 98,859 outlay from the year 1921-22 to 1924-25 at the flat rate 5.41 per cent.		Total, Net Revenue realized to end of the year as per No. 3 .. ..	..
		Balance net interest charges ..	34,009
Total ..	34,009	Total ..	34,009

No. 5.—Account of Indirect Charges for, and to end of, year 1928-29.

Particulars.	Previous.	1928-29.	Total.	Particulars.	Previous.	1928-29.	Total.
	Rs.	Rs.	Rs.		Rs.	Rs.	Rs.
<b>CAPITAL ACCOUNT.</b>				<b>REVENUE ACCOUNT</b> ..	..	..	..
1. Capitalized abatement of Land Revenue ..	..	..	..				
2. Leave and Pension Allowances ..	3,973	..	3,973				
3. Audit and Accounts Establishment ..	677	..	677				
Total ..	4,650	..	4,650		..	..	..

## REVISION OF THE GOKAK CANAL EXTENSION PROJECT.

## CANAL PROJECT.

No. 6.—Statement comparing Capital Cost to end of 1928-29 with sanctioned estimates.

Particulars.	Charges against closed sanctions.			Current sanctions.			Total charges to date against old and current sanctions.
	Expenditure against construction estimate.	Expenditure against open Capital sanctions.	Total.	Charges to date.	Amount of sanctioned estimate.	Unspent balance of estimate.	
1	2	3	4	5	6	7	8
	Rs.	Rs.	Rs.	Rs.	Rs.	Rs.	Rs.
<b>DIRECT CHARGES.</b>							
Works ..	..	..	..	67,629	..	..	67,629
Establishment ..	..	..	..	28,386	..	..	28,386
Tools and Plant ..	..	..	..	2,844	..	..	2,844
Total ..	..	..	.	98,859	67,865	—30,994	98,859
Less—Receipts on Capital Account ..	..	..	..	..	..	..	..
Net Total ..	..	..	..	98,859	67,865	—30,994	98,859
<b>INDIRECT CHARGES.</b>							
Capitalized abatement of Land Revenue ..	..	..	..	..	..	..	..
Leave and Pension Allowances ..	..	..	..	3,973	..	—3,973	3,973
Audit and Accounts ..	..	..	..	677	..	—677	677
Total ..	..	..	..	4,650	..	—4,650	4,650
<b>GRAND TOTAL</b> ..	..	..	..	1,03,509	67,865	—35,644	1,03,509

Note.—Estimate sanctioned in G. R. (P. W. D.) No. 654, dated 6th December 1923,

## NIRA RIGHT BANK CANAL.

## CANAL PROJECT.

No. 2.—Detailed Account of Capital Expenditure for, and to end of, 1928-29.

Heads of Account.	Direct Charges.			Cost of construction as now estimated.	Expenditure against closed estimates.
	Previous.	1928-29.	Total.		
1	2	3	4	5	6
<b>I.—WORKS.</b>	<b>Rs.</b>	<b>Rs.</b>	<b>Rs.</b>	<b>Rs.</b>	<b>Rs.</b>
(1) HEAD WORKS.					
A. Preliminary Expenses ..	45,160	..	45,160	55,451	..
B. Land .. ..	7,99,133	4,075	8,03,208	15,52,351	..
C. Works .. ..	1,05,52,445	41,881	1,05,94,326	1,74,17,686	..
K. Buildings .. ..	2,44,596	..	2,44,596	3,75,407	..
M. Plantations .. ..	..	..	..	5,000	..
O. Miscellaneous .. ..	59,288	394	59,682	1,21,348	..
P. Maintenance .. ..	1,39,461	240	1,39,701	1,87,761	..
Total, Head Works ..	1,18,40,083	46,590	1,18,86,673	1,97,15,004	..
(2) MAIN CANALS AND BRANCHES.					
A. Preliminary Expenses ..	2,47,379	158	2,47,537	2,89,737	..
B. Land .. ..	3,13,450	7,610	3,21,060	3,38,902	..
C. Works .. ..	9,14,445	3,16,341	12,30,786	..	..
D. Regulators .. ..	5,05,367	4,081	5,09,448	5,58,350	..
F. River and hill torrent Works ..	30,27,663	28,478	30,56,141	36,93,354	..
G. Bridges .. ..	3,69,628	6,207	3,75,835	3,33,960	..
H. Escapes .. ..	63,308	159	63,467	64,446	..
K. Buildings .. ..	3,76,555	27,841	4,04,396	8,38,104	..
L. Earth-work .. ..	93,25,543	95,363	94,20,906	99,95,432	..
M. Plantations .. ..	81,372	203	81,575	1,05,000	..
O. Miscellaneous .. ..	77,155	4,269	81,424	53,338	..
P. Maintenance .. ..	1,58,404	66	1,58,470	2,13,000	..
Q. Loss on Stock .. ..	26,721	..	26,721	..	..
Total, Main Canals and Branches ..	1,54,86,990	4,90,776	1,59,77,766	1,64,83,623	..
(3) DISTRIBUTUARIES.					
A. Preliminary Expenses ..	1,08,799	4,486	1,13,285	1,31,253	..
B. Land .. ..	1,44,443	2,677	1,47,120	3,63,270	..
C. Works .. ..	10,65,685	1,33,558	11,99,243	72,26,502	..
D. Regulators .. ..	1,183	..	1,183	..	..
L. Earth Work .. ..	8,337	32,190	40,527	..	..
O. Miscellaneous .. ..	1,648	..	1,648	..	..
Total, Distributaries ..	13,30,095	1,72,911	15,03,006	77,21,025	..
(6) Special Tools and Plant ..	20,40,585	9,251	20,49,836	23,70,656	..
(7) Losses on Stock .. ..	..	14	14	..	..
(a) Proportionate expenditure to end of 1928-29 on the Old Bhatgar Dam and the New Lloyd Dam ..	-27,32,892	-16,731	-27,49,623	..	..
Total, I.—Works ..	2,79,64,861	7,02,811	2,86,67,672	4,62,90,308	..
Carried over ..	2,79,64,861	7,02,811	2,86,67,672	4,62,90,308	..

(a) Distributed in the proportion 31 per cent to the Nira Left Bank Canal and 69 per cent. to the Nira Right Bank Canal according to orders contained in Government Memorandum No. 1984-I-20, dated 12th January 1926.

## NIRA RIGHT BANK CANAL.

## CANAL PROJECT.

No. 2.—Capital Account for, and to end of, 1928-29.

Heads of Account.	Direct Charges			Cost of construction as now estimated.	Expenditure against closed estimates.
	Previous.	1928-29.	Total.		
1	2	3	4	5	6
Brought forward ..	Rs. 2,79,64,861	Rs. 7,02,811	Rs. 2,86,67,672	Rs. 4,62,90,308	Rs. ..
<b>II.—ESTABLISHMENT.</b>					
1 and 2. Direction and Accounts ..	69,37,142	3,57,716	72,94,858	94,70,312	..
3. Executive, Medical, Special Survey ..					
Pensionary charges ..	99,536	50,080	1,48,444	..	..
Proportionate establishment on the expenditure as per note (a) under Works ..	-5,90,863	-8,370	-5,99,233	..	..
Total, Establishment ..	64,45,815	3,98,254	68,44,069	94,70,312	..
III.—Tools and Plant ..	10,51,079	15,802	10,66,881	15,98,637	..
Proportionate Tools and Plant on the expenditure as per note (a) under Works (a) ..	-96,754	-367	-97,121	..	..
IV.—Suspense Accounts ..	58,964	..	58,964	..	..
Grand Total ..	3,54,23,965	11,16,500	3,65,40,465	5,73,59,257	..
V.—Less—Receipts on Capital Account.	1,47,971	17,094	1,65,065	8,39,050(b)	..
Net Outlay ..	3,52,75,994	10,99,406	3,63,75,400	5,65,20,207	..
<i>Apportionment.</i>					
Chargeable to 35, Construction of Protective Irrigation Works ..	1,92,67,468	..	1,92,67,468	5,65,20,207	..
Chargeable to 55, Construction of Irrigation Works ..	1,94,39,165	11,26,046	2,05,65,211		
Proportionate Charges ..	-34,30,639	-26,640	-34,57,279	..	..
Total ..	3,52,75,994	10,99,406	3,63,75,400	5,65,20,207	..

(a) Distributed in the proportion 31 per cent. to the Nira Left Bank Canal and 69 per cent. to the Nira Right Bank Canal according to orders contained in Government Memorandum No. 1984-1-20, dated 12th January 1926.

(b) Receipts on Capital Account and Salvage value of Tools and Plant on completion of Right Bank and Lloyd Dam ..	Rs. 7,14,050
Do. do. Vir Reservoir. ..	1,25,000
	8,39,050

NIRA RIGHT BANK CANAL.

CANAL PROJECT.

No. 3.—Revenue Account for, and to end of, 1928-29.

Receipts.	TOTAL			Charges.	TOTAL.		
	Previous	1928-29.	Total.		Previous.	1928-29.	Total.
	Rs.	Rs.	Rs.		Rs.	Rs.	Rs.
<b>I.—DIRECT RECEIPTS.</b>				<b>I.—EXTENSIONS AND IMPROVEMENTS.</b>			
1. Water - rates from Irrigation ..	2,00,916	{ (a) 5,364 98,958 }	3,05,238	1. Head Works ..	..	10,021	10,021
3. Sale of water .	4	..	4	2. Main Canals and Branches ..	951	14	965
9. Rents of buildings ..	3,834	2,424	6,258	Total ..	951	10,035	10,986
11. Miscellaneous receipts ..	5	230	235	<b>II.—MAINTENANCE AND REPAIRS.</b>			
12. Deduct Refunds	129	6	135	1. Head Works ..	6,626	18,944	25,570
Total .	2,04,630	1,06,970	3,11,600	2. Main Canals and Branches ..	1,08,184	50,915	1,59,099
				3. Distributaries .	9,336	9,340	18,676
				Total ..	1,24,146	79,199	2,03,345
				<b>IV.—ESTABLISHMENT.</b>			
<b>II.—INDIRECT RECEIPTS</b>				1 and 2. Direction and Accounts ..	1,37,710	1,17,193	2,54,903
Irrigation share of Land Revenue collected in the Civil Department	..	..	..	3. Executive ..			
				Pensionary charges	16,325	16,407	32,732
				Total ..	1,54,035	1,33,600	2,87,635
				<b>V.—TOOLS AND PLANT</b> ..	1,438	1,966	3,398
				<b>VI.—REFUNDS OF REVENUES</b>			
				Deduct—Receipts on Revenue account.	850	1,376	2,226
				Total .	2,79,720	2,23,418	5,03,138
				Share of collection charges in the Civil Department	9,490	(a) 5,364 829	15,683
				Total, Direct Charges ..	2,89,210	2,29,611	5,18,821
				Indirect charges debitable to Revenue Account as per Account No. 5 ..	4,205	892	5,097
				Total, Charges ..	2,93,415	2,30,503	5,23,918
				Balance, Net Revenue ..	-88,785	-1,23,533	-2,12,318
<b>GRAND TOTAL ..</b>	<b>2,04,630</b>	<b>1,06,970</b>	<b>3,11,600</b>	<b>GRAND TOTAL ..</b>	<b>2,04,630</b>	<b>1,06,970</b>	<b>3,11,600</b>

(a) Amount adjusted by credits to "Water Rates" and debit per contra for revenue realized by the Phalton State.



## NIRA RIGHT BANK CANAL.

## CANAL PROJECT.

No. 4.—Interest Account for, and to end of, 1928-29.

	Amount. Rs.		Amount. Rs.
Total interest charges to end of 1927-28 .. .. .	1,29,54,221	Net Revenue realized to end of 1927-28 as per No. 3 .. .. .	-88,785
Interest charges for the year 1928-29 .. .. .	17,14,275	Net Revenue realized during 1928-29 as per No. 3 .. .. .	-1,23,533
On Rs. 1,07,39,412 outlay to end of the year 1916-17 at the average rate 3.3252 per cent. . . . .	Rs. 3,57,107	Total Net Revenue realized to end of the year as per No. 3 .. .. .	-2,12,318
On subsequent outlay Rs. 2,50,86,285 at the flat rate 5.41 per cent. . . . .	13,57,168		
		Balance net interest charges ..	1,48,80,814
Total ..	146,68,496	Total ..	1,46,68,496

No. 5.—Account of Indirect Charges for, and to end of, 1928-29.

Particulars.	Previous.	1928-29.	Total.	Particulars.	Previous.	1928-29.	Total.
<b>CAPITAL ACCOUNT.</b>	Rs.	Rs.	Rs.	<b>REVENUE ACCOUNT.</b>	Rs.	Rs.	Rs.
1. Capitalized abatement of Land Revenue ..	1,11,489	..	1,11,489	1. Capitalized abatement of Land Revenue ..	..	..	..
2. Leave and Pension Allowances ..	7,88,942	..	7,88,942	2. Leave and Pension Allowances ..	2,954	..	2,954
3. Audit and Accounts Establishment ..	1,49,340	7,028	1,56,368	3. Audit and Accounts Establishment ..	1,251	892	2,143
Total ..	10,49,771	7,028	10,56,799	Total ..	4,205	892	5,097

## NIRA RIGHT BANK CANAL.

## CANAL PROJECT.

No. 6.—Statement comparing Capital Cost to end of 1928-29 with Sanctioned Estimates.

Particulars.	Charges against closed sanctions.			Current sanctions.			Total charges to date against old and current sanctions.
	Expenditure against construction estimate.	Expenditure against open capital sanctions.	Total.	Charges to date.	Amount of sanctioned estimate.	Unspent balance of estimate.	
1	2	3	4	5	6	7	8
<b>DIRECT CHARGES.</b>	Rs.	Rs.	Rs.	Rs.	Rs.	Rs.	Rs.
Works ..	..	..	..	2,86,67,672	4,62,90,308	1,76,22,636	2,86,67,672
Establishment ..	..	..	..	66,95,625	94,70,312	27,74,687	66,95,625
Pensionary charges ..	..	..	..	1,48,444	..	-1,48,444	1,48,444
Tools and Plant ..	..	..	..	9,69,760	15,98,637	6,28,877	9,69,760
Suspense Accounts ..	..	..	..	58,964	..	-58,964	58,964
<b>Total ..</b>	<b>..</b>	<b>..</b>	<b>..</b>	<b>3,65,40,465</b>	<b>5,73,59,257</b>	<b>2,08,18,792</b>	<b>3,65,40,465</b>
<b>Less—Receipts on Capital Account ..</b>	<b>..</b>	<b>..</b>	<b>..</b>	<b>1,65,065</b>	<b>8,39,050</b>	<b>6,73,985</b>	<b>1,65,065</b>
<b>Net Total .</b>	<b>..</b>	<b>..</b>	<b>..</b>	<b>3,63,75,400</b>	<b>5,65,20,207</b>	<b>2,01,44,807</b>	<b>3,63,75,400</b>
<b>INDIRECT CHARGES.</b>							
Capitalized abatement of Land Revenue ..	..	..	..	1,11,489	3,82,150	2,70,661	1,11,489
Leave and Pension Allowances ..	..	..	..	7,88,942	13,25,842	5,36,900	7,88,942
Audit and Accounts ..	..	..	..	1,56,368	79,060	-77,308	1,56,368
<b>Total .</b>	<b>..</b>	<b>..</b>	<b>..</b>	<b>10,56,799</b>	<b>17,87,052</b>	<b>7,30,253</b>	<b>10,56,799</b>
<b>GRAND TOTAL ..</b>	<b>..</b>	<b>..</b>	<b>..</b>	<b>3,74,32,199</b>	<b>5,83,07,259</b>	<b>2,08,75,060</b>	<b>3,74,32,199</b>

(1) Estimate amounting to Rs. 6,85,97,828 (inclusive of indirect charges) for the complete Nira Valley Development Project including the Bhatgar Reservoir and the Nira Right and Left Bank Canals has been sanctioned by the Secretary of State in Despatch No. 3-P. W., dated 18th September 1924, communicated by Government of India in letter No. I.—1/23 dated 1st December 1924, printed in G. R. (P. W. D.) No. 1984, dated 14th May 1925.

(2) The Estimate of Rs. 5,83,07,259 excludes items as under—which have been included in the Nira Left Bank Canal Project—

Actual capital expenditure on the Left Bank Canal up to the end of 1922-23.	Rs. 66,20,885
Balance required to complete the remodelling of the Nira Left Bank Canal.	36,69,684

1,02,90,569

## IRRIGATION

*Statement comparing Capital cost to end*

## Combined Account No. 6 of the Nira Left Bank Canal and

						Nira Left Bank Canal and Shetphal Tank.		
						Charges against closed sanctions.		
						Expenditure agaunst construction Estimate.	Expenditure agaunst open Capital sanctions.	Total.
DIRECT CHARGES.						Rs.	Rs.	Rs.
Works	..	..	..	..	..	47,68,387	1,64,743	49,33,130
Establishment	..	..	..	..	..	11,46,855	63,406	12,10,261
Pensionary charges	..	..	..	..	..	....	....	....
Tools and Plant	..	..	..	..	..	1,26,141	10,131	1,36,272
Suspense Accounts	..	..	..	..	..	....	....	....
					Total	60,41,383	2,38,280	62,79,663
Less—Receipts on Capital Account	..	..	..	..	..	8,382	16	8,398
					Net Total	60,33,001	2,38,264	62,71,265
INDIRECT CHARGES								
Capitalized abatement of Land Revenue	..	..	..	..	..	1,83,159	4,030	1,87,189
Leave and Pension allowances	..	..	..	..	..	1,77,833	8,878	1,86,711
Audit and Accounts	..	..	..	..	..	....	366	366
					Total	3,60,992	13,274	3,74,266
					Grand Total	63,93,993	2,51,538	66,45,531

(a) Excludes Rs. 66,20,885 actual expenditure on the Nira Left Bank Canal and Shetphal Tank up to end of 1922-23.

WORKS.

of 1928-29 with sanctioned Estimates

Shetphal Tank and the Nira Right Bank Canal.

Combined account of the Nira Left Bank Canal and Shetphal Tank and the Nira Right Bank Canal					Total charges to date against old and current sanctions	
Current sanctions.			Amount of sanctioned Estimate.	Unspent balance of Estimate.	Nira Left Bank Canal and Shetphal Tank.	Nira Right Bank Canal.
Charges to date.						
Nira Left Bank Canal and Shetphal Tank.	Nira Right Bank Canal.	Total.				
Rs.	Rs.	Rs.	Rs.	Rs.	Rs.	Rs.
38,82,502	2,86,67,672	3,25,50,174	4,91,06,587	1,65,56,413	88,15,632	2,86,67,672
13,13,280	66,95,625	80,08,905	1,00,96,550	20,87,645	25,23,541	66,95,625
98,039	1,48,444	2,46,483	....	-2,46,483	98,039	1,48,444
1,42,302	9,69,760	11,12,062	17,09,968	5,97,906	2,78,574	9,69,760
....	58,964	58,964	....	-58,964	....	58,964
54,36,123	3,65,40,465	4,19,76,588	6,09,13,105	1,89,36,517	1,17,15,786	3,65,40,465
....	1,65,065	1,65,065	8,39,050	6,73,985	8,398	1,65,065
54,36,123	3,63,75,400	4,18,11,523	6,00,74,055	1,82,62,532	1,17,07,388	3,63,75,400
....	1,11,489	1,11,489	3,82,150	2,70,661	1,87,189	1,11,489
85,821	7,88,942	8,74,763	14,13,515	5,38,752	2,72,532	7,88,942
16,911	1,56,368	1,73,279	1,07,223	-66,056	17,277	1,56,368
1,02,732	10,56,799	11,59,531	19,02,888	7,43,357	4,76,998	10,56,799
55,38,855	3,74,32,199	4,29,71,054	(a)6,19,76,943	1,50,05,889	1,21,84,386	3,74,32,199

Included in the estimate of Rs. 6,85,97,828 for the completion of the Nira Valley Development Project.

## PRAVARA RIVER WORKS.

## CANAL PROJECT.

No. 2.—Detailed Account of Capital Expenditure for, and to end of, 1928-29.

Heads of Account.	Direct Charges.			Cost of construction as now estimated. (Construction estimate closed on 30th June 1926.)	Expenditure against closed estimates.
	Previous.	1928-29.	Total.		
1	2	3	4	5	6
<b>I.—WORKS.</b>					
<b>(1) HEAD WORKS.</b>					
A. Preliminary Expenses ..	Rs. 12,235	Rs. ..	Rs. 12,235	Rs. 12,235	Rs. 12,235
B. Land .. ..	1,06,992	..	1,06,992	1,06,992	1,06,992
C. Works .. ..	58,82,704	..	58,82,704	58,82,704	58,82,704
K. Buildings .. ..	1,07,306	..	1,07,306	1,07,306	1,07,306
L. Earth-work .. ..	1,34,417	..	1,34,417	1,34,417	1,34,417
O. Miscellaneous .. ..	1,91,271	..	1,91,271	1,91,271	1,91,271
P. Maintenance .. ..	75,135	..	75,135	75,135	75,135
<b>Total, Head Works ..</b>	<b>65,10,060</b>	<b>..</b>	<b>65,10,060</b>	<b>65,10,060</b>	<b>65,10,060</b>
<b>(2) MAIN CANALS AND BRANCHES.</b>					
A. Preliminary Expenses ..	16,606	..	16,606	16,606	16,606
B. Land .. ..	67,421	..	67,421	67,421	67,421
D. Regulators .. ..	51,167	..	51,167	51,167	51,167
E. Falls and Weirs .. ..	15,649	..	15,649	15,649	15,649
F. River and hill torrent Works ..	5,81,699	..	5,81,699	5,81,699	5,81,699
F (1). Other cross drainage Works ..	4,071	..	4,071	4,071	4,071
G. Bridges .. ..	1,37,239	..	1,37,239	1,37,239	1,37,239
H. Escapes .. ..	23,752	..	23,752	23,752	23,752
K. Buildings .. ..	4,08,815	..	4,08,815	4,08,815	4,08,815
L. Earth-work .. ..	17,60,486	..	17,60,486	17,60,486	17,60,486
M. Plantations .. ..	1,02,907	..	1,02,907	1,02,907	1,02,907
O. Miscellaneous .. ..	36,614	..	36,614	36,614	36,614
P. Maintenance .. ..	35,598	..	35,598	35,598	35,598
<b>Total, Main Canals and Branches ..</b>	<b>32,42,024</b>	<b>..</b>	<b>32,42,024</b>	<b>32,42,024</b>	<b>32,42,024</b>
<b>Carried over ..</b>	<b>97,52,084</b>	<b>..</b>	<b>97,52,084</b>	<b>97,52,084</b>	<b>97,52,084</b>

PRAVARA RIVER WORKS.

CANAL PROJECT.

No. 2.—Capital Account for, and to end of, 1928-29.

Heads of Account.	Direct Charges.			Cost of construction as now estimated. (Construction estimate closed on 30th June 1926).	Expenditure against closed estimates.
	Previous.	1928-29.	Total.		
1	2	3	4	5	6
Brought forward ..	Rs. 97,52,084	Rs. ..	Rs. 97,52,084	Rs. 97,52,084	Rs. 97,52,084
<b>(3) DISTRIBUTARIES.</b>					
A. Preliminary Expenses ..	13,679	..	13,679	13,679	13,679
B. Land .. ..	82,867	..	82,867	82,867	82,867
C. Works .. ..	2,99,327	..	2,99,327	2,99,327	2,99,327
L. Earth-work .. ..	2,22,482	..	2,22,482	2,22,482	2,22,482
M. Plantations .. ..	99	..	99	99	99
O. Miscellaneous .. ..	3,22,132	..	3,22,132	3,22,132	3,22,132
P. Maintenance .. ..	2,679	..	2,679	2,679	2,679
Total, Distributaries ..	9,43,265	..	9,43,265	9,43,265	9,43,265
<b>(5) WATER COURSES.</b>					
C. Works .. ..	1,13,008	..	1,13,008	1,13,008	1,13,008
L. Earth-work .. ..	77,042	..	77,042	77,042	77,042
O. Miscellaneous .. ..	17,728	..	17,728	17,728	17,728
P. Maintenance .. ..	8,585	..	8,585	8,585	8,585
Total, Water Courses ..	2,16,363	..	2,16,363	2,16,363	2,16,363
(6) Special Tools and Plant ..	4,98,951	..	4,98,951	4,98,951	4,98,951
Total, I.—Works ..	1,14,10,663	..	1,14,10,663	1,14,10,663	1,14,10,663
<b>II.—ESTABLISHMENT.</b>					
1 and 2. Direction and Accounts ..	28,18,880	..	28,19,946	28,19,946	28,19,946
3. Executive .. ..		1,066			
Pensionary charges .. ..	2,121	149	2,270	2,270	2,270
Total, Establishment ..	28,21,001	1,215	28,22,216	28,22,216	28,22,216
<b>III.—TOOLS AND PLANT</b>					
IV.—Suspense Accounts ..	3,41,767	..	3,41,767	3,41,767	3,41,767
	2	..	2	2	2
Grand Total ..	1,45,73,433	1,215	1,45,74,648	1,45,74,648	1,45,74,648
V.—Less—Receipts on Capital Account.	78,672	1,439	80,111	80,111	80,111
Net Outlay ..	1,44,94,761	—224	1,44,94,537	1,44,94,537	1,44,94,537

## PRAVARA RIVER WORKS.

## CANAL PROJECT.

No. 2.—Capital Account for, and to end of, 1928-29.

Heads of Account.	Direct Charges			Cost of construction as now estimated. (Construction estimate closed on 30th June 1926.)	Expenditure against closed estimates.
	Previous.	1928-29.	Total.		
1	2	3	4	5	6
	Rs.	Rs.	Rs.	Rs.	Rs.
<i>Apportionment.</i>					
Chargeable to 35—Construction of Protective Irrigation Works ..	99,38,582	..	99,38,582	99,38,582	99,38,582
Chargeable to 49—Irrigation ..	3,46,499	..	3,46,499	3,46,499	3,46,499
Chargeable to 43—Minor Works and Navigation .. ..	3,66,224	..	3,66,224	3,66,224	3,66,224
Chargeable to—Famine Relief ..	5,13,868	..	5,13,868	5,13,868	5,13,868
Chargeable to 55—Construction of Irrigation Works ..	33,29,588	—224	33,29,364	33,29,364	33,29,364
Total ..	1,44,94,761	—224	1,44,94,537	1,44,94,537	1,44,94,537

PRAVARA RIVER WORKS.

CANAL PROJECT.

No. 3.—Revenue Account for, and to end of 1928-29.

Receipts.	TOTAL.			Charges.	TOTAL.		
	Previous.	1928-29.	Total.		Previous.	1928-29.	Total.
	Rs.	Rs.	Rs.		Rs.	Rs.	Rs.
<b>I.—DIRECT RECEIPTS.</b>				<b>I.—EXTENSIONS AND IMPROVEMENTS.</b>			
1. Water-rates from Irrigation ..	33,73,604	5,92,860	39,66,464	1. Head Works ..	844	457	1,301
3. Sales of water ..	1,135	262	1,397	2. Main Canals and Branches ..	26,534	266	26,800
5. Plantations ..	80,737	2,704	87,042	3. Distributaries ..	4,550	..	4,550
6. Other canal products ..		3,601			Total ..	31,928	723
9. Rents of buildings ..	9,200	7,122	16,322	<b>II.—MAINTENANCE AND REPAIRS.</b>			
10. Fines ..	2,855	..	2,855	1. Head Works ..	51,248	10,924	62,172
11. Miscellaneous receipts ..	26,184	1,211	27,395	2. Main Canals and Branches ..	8,27,382	52,002	8,79,384
2. Deduct—Refunds.	1,769	7,774	9,543	3. Distributaries ..	1,42,740	28,039	1,70,779
Total ..	34,91,945	5,99,986	40,91,932	Total ..	10,21,370	90,965	11,12,335
<b>II.—INDIRECT RECEIPTS.</b>				<b>IV.—ESTABLISHMENT.</b>			
Irrigation share of Land Revenue collected in the Civil Department.	7,776	..	7,776	1 & 2. Direction and Accounts ..	11,77,888	1,98,912	13,76,800
Enhanced Land Revenue G. R. No. 275, dated 7th July 1881 ..	3,724	76	3,800	3. Executive ..			
Total ..	11,500	76	11,576	Pensionary charges	48,573	27,848	76,421
Total Receipts ..	35,03,446	6,00,062	41,03,508	Total ..	12,26,461	2,26,760	14,53,221
Carried over ..	35,03,446	6,00,062	41,03,508	<b>V.—TOOLS AND PLANT</b>	32,543	3,232	35,775
				Carried over ..	23,12,302	3,21,680	26,33,982



## PRAVARA RIVER WORKS.

## CANAL PROJECT.

No. 3.—Revenue Account for, and to end of, 1928-29.

Receipts.	TOTAL.			Charges.	TOTAL.		
	Previous.	1928-29.	Total.		Previous.	1928-29	Total.
Brought forward.	Rs. 35,03,446	Rs. 6,00,062	Rs. 41,03,508	Brought forward.	Rs. 23,12,302	Rs. 3,21,680	Rs. 26,33,982
				VI.—REFUNDS OF REVENUE..	1,620	..	1,620
				Deduct—Receipts on Revenue Account.	1,010	284	1,294
				Total ..	23,12,912	3,21,396	26,34,308
				Share of collection charges in the Civil Department.	1,10,519	17,803	1,28,322
				Total, Direct Charges.	24,23,431	3,39,199	27,62,630
				Indirect Charges debitable to Revenue Account as per Account No. 5 ..	1,24,368	917	1,25,285
				Total, Charges ..	25,47,799	3,40,116	28,87,915
				Balance Net Revenue ..	9,55,647	2,59,946	12,15,593
GRAND TOTAL ..	35,03,446	6,00,062	41,03,508	GRAND TOTAL ..	35,03,446	6,00,062	41,03,508

N B.—Construction Estimate closed on 30th June 1926 *vide* G. R. (P. W. D.) No. 2215, dated 11th June 1926.

PRAVARA RIVER WORKS.

CANAL PROJECT.

No. 4.—Interest Account for, and to end of, 1928-29.

	Amount. Rs.		Amount. Rs.
Total interest charges to end of 1927-28 .. ..	77,39,397	Net Revenue realized to end of 1927-28 as per No. 3 ..	9,55,647
Interest charges for the year 1928-29 .. ..	6,27,333	Net Revenue realized during 1928-29 as per No. 3 ..	2,59,946
On Rs. 75,22,460 outlay from the year 1916-17 at the average rate 3 3/4 per cent. ..	2,50,137	Total Net Revenue realized to end of the year as per No. 3 .. ..	12,15,593
On subsequent outlay Rs. 69,72,189 at the flat rate 5.41 per cent. ..	3,77,196	Balance net interest charges ..	71,51,137
Total ..	83,66,730	Total ..	83,66,730

No. 5.—Account of Indirect Charges for, and to end of, 1928-29.

Particulars.	Previous.	1928-29.	Total.	Particulars.	Previous.	1928-29.	Total.
	Rs.	Rs.	Rs.		Rs.	Rs.	Rs.
<b>CAPITAL ACCOUNT.</b>				<b>REVENUE ACCOUNT.</b>			
1. Capitalized abatement of Land Revenue ..	86,098	..	86,098	1. Capitalized abatement of Land Revenue ..	6	..	6
2. Leave and Pension Allowances ..	4,01,354	..	4,01,354	2. Leave and Pension Allowances ..	1,18,626	..	1,18,626
3. Audit and Accounts Establishment ..	25,479	..	25,479	3. Audit and Accounts Establishment ..	5,736	917	6,653
Total ..	5,12,931	..	5,12,931	Total ..	1,24,368	917	1,25,285

## PRAVARA RIVER WORKS.

## CANAL PROJECT.

No 6.—Statement comparing Capital Cost to end of 1928-29 with sanctioned Estimates.

Particulars.	Charges against closed sanctions.			Current sanctions.			Total charges to date against old and current sanctions.
	Expenditure against construction estimate.	Expenditure against open capital sanctions.	Total.	Charges to date.	Amount of sanctioned estimate.	Unspent balance of estimate.	
1	2	3	4	5	6	7	8
	Rs.	Rs.	Rs.	Rs.	Rs.	Rs.	Rs.
<b>DIRECT CHARGES.</b>							
Works ..	1,13,91,567	19,096	1,14,10,663	..	..	..	1,14,10,663
Establishment ..	28,08,073	11,873	23,19,946	..	..	..	28,19,946
Pensionary charges ..	607	1,663	2,270	..	..	..	2,270
Tools and Plant ..	3,41,200	567	3,41,767	..	..	..	3,41,767
Suspense Accounts ..	2	..	2	..	..	..	2
Total ..	1,45,41,449	33,199	1,45,74,648	..	..	..	1,45,74,648
Less—Receipts on Capital Account ..	32,138	47,973	80,111	..	..	..	80,111
Net Total ..	1,45,09,311	—14,774	1,44,94,537	..	..	..	1,44,94,537
<b>INDIRECT CHARGES.</b>							
Capitalized abatement of Land Revenue ..	86,082	16	86,098	..	..	..	86,098
Leave and Pension Allowances ..	4,01,354	..	4,01,354	..	..	..	4,01,354
Audit and Accounts ..	25,288	191	25,479	..	..	..	25,479
Total ..	5,12,724	207	5,12,931	..	..	..	5,12,931
<b>GRAND TOTAL</b> ..	1,50,22,035	—14,567	1,50,07,468	..	..	..	1,50,07,468

NAULAKHI CANAL—ABANDONED PROJECT.

CANAL PROJECT

No. 4—Interest Account for, and to end of, 1928-29.

	Amount. Rs.		Amount. Rs.
Total interest charges to end of 1927-28 .. ..	4,328	Net Revenue realized to end of 1927-28 as per No 3 .. ..	..
Interest charges for the year 1928-29 on Rs. 5,112 outlay to end of the year 1916-17 at the average rate 3.3252 per cent. ..	170	Net Revenue realized during 1928-29 as per No. 3 .. ..	..
		Total, Net Revenue realized to end of the year as per No 3 .. ..	..
		Balance net interest charges .. ..	4,498
Total ..	4,498	Total ..	4,498

No. 5—Account of Indirect Charges for, and to end of, 1928-29.

Particulars	Previous	1928-29.	Total.	Particulars.	Previous	1928-29.	Total
	Rs.	Rs.	Rs.		Rs.	Rs.	Rs.
CAPITAL ACCOUNT.				REVENUE ACCOUNT.			
1. Capitalized abatement of Land Revenue .. ..	..	..	..			Nil.	
2. Leave and Pension Allowances ..	33	..	33				
3. Audit and Accounts Establishment ..	..	..	..				
Total ..	33	..	33	Total ..	..	..	..

## NAULAKHI CANAL—ABANDONED PROJECT.

## CANAL PROJECT.

No. 6.—Statement comparing Capital Cost to end of 1928-29 with sanctioned Estimates.

Particulars.	Charges against closed sanctions.			Current sanctions.			Total charges to date against old and current sanctions.
	Expenditure against construction estimate.	Expenditure against open Capital sanctions	Total.	Charges to date.	Amount of sanctioned Estimate.	Unspent balance of Estimate	
1	2	3	4	5	6	7	8
	Rs.	Rs.	Rs.	Rs.	Rs.	Rs.	Rs.
<b>DIRECT CHARGES</b>							
Works ..	...	..	..	4,876	9,72,019	9,67,143	4,876
Establishment ..	...	...	...	236	2,31,493	2,31,257	236
Tools and Plant ..	...	...	...	...	14,423	14,423	...
Suspense Accounts ..	...	...	...	...	...	...	...
Total ..	..	..	...	5,112	12,17,935	12,12,823	5,112
Less—Receipts on Capital Account ..	..	...	...	...	...	...	...
Net Total ..	...	..	...	5,112	12,17,935	12,12,823	5,112
<b>INDIRECT CHARGES.</b>							
Capitalized abatement of Land Revenue ..	...	...	...	...	12,470	12,470	...
Leave and Pension allowances ..	..	...	...	33	32,149	32,116	33
Total ..	...	...	...	33	44,619	44,586	33
<b>GRAND TOTAL .</b>	...	..	...	5,145	12,62,554	12,57,409	5,145

The project has been abandoned.

WORKS FOR WHICH ONLY REVENUE ACCOUNTS ARE KEPT.

SIND.

No. 3.—Revenue Account for, and to end of, 1928-29.

Receipts	TOTAL			Charges.	TOTAL.		
	Previous.	1928-29.	Total		Previous.	1928-29.	Total.
	Rs.	Rs	Rs.		Rs	Rs.	Rs
<b>I—DIRECT RECEIPTS.</b>				<b>I.—EXTENSIONS AND IMPROVEMENTS</b>			
1. Water-rates from Irrigation ..	5,67,243	..	5,67,243		26,97,622	..	26,97,622
3. Sales of water ..	2,745	..	2,745				
4. Water-supply of towns ..	1	..	1				
5. Plantations ..	3,33,528	..	3,33,528				
6. Other canal produce ..							
8. Navigation ..	666	..	666				
9. Rents of buildings ..	35,081	..	35,081	<b>II—MAINTENANCE AND REPAIRS.</b>			
10. Fines ..	42,806	..	42,806	1. Head Works ..	1,34,12,936	..	1,34,12,936
11. Miscellaneous receipts ..	4,78,294	..	4,78,294				
12. Recoveries of Expenditure ..	4,366	..	4,366				
13 <i>De Jure</i> -Refunds ..	98	..	98				
Receipts from 1874-75 to 1899-1900 ..	12,02,054	..	12,02,054				
Total ..	26,66,686	..	26,66,686				
<b>II—INDIRECT RECEIPTS</b>				<b>IV.—ESTABLISHMENT.</b>			
Irrigation share of Land Revenue collected in the Civil Department ..	5,24,61,850	..	5,24,61,850				
4percent on 9/10ths of the proceeds from sales of occupancy rights per Govt of India Nos 53 & 58-A I., dated respectively 20th June and 1st August 1889, communicated in Government Resolution No. 1209, dated 10th July, and No. 1913, dated 7th November 1889 ..	10,10,138	..	10,10,138	1 and 2. Direction and Accounts ..	32,02,309	..	32,02,309
Receipts from 1874-75 to 1899-1900 ..	4,71,38,677	..	4,71,38,677	3. Executive ..			
Total ..	10,06,10,665	..	10,06,10,665	<b>V.—TOOLS AND PLANT</b>			
Total, Receipts ..	10,32,77,351	..	10,32,77,351		54,483	..	54,483
Carried over ..	10,32,77,351	..	10,32,77,351	Carried over ..	1,93,67,350	..	1,93,67,350

## ADMINISTRATIVE ACCOUNTS FOR THE YEAR 1928-29.

## WORKS FOR WHICH ONLY REVENUE ACCOUNTS ARE KEPT.

SIND.

No. 3.—Revenue Account for, and to end of, 1928-29.

Receipts	TOTAL.			Charges.	TOTAL.		
	Previous.	1928-29.	Total.		Previous	1928-29.	Total.
	Rs.	Rs.	Rs.		Rs.	Rs.	Rs.
Brought forward ..	10,32,77,351	..	10,32,77,351	Brought forward ..	1,93,67,350	..	1,93,67,350
<i>Note</i> —Loss to the canal on account of difference between assessment of water-rates on jaghir lands and assessment at the ordinary rates in force for Government lands noted here per Government of India letter No 233-I., dated 14th June 1883, communicated under Government Resolution No. 400, dated 11th August 1883.				VI.—REFUND S OF REVENUE.	443	..	443
				Suspense Account ..	1,29,373	..	1,29,373
				Total ...	1,94,97,166	..	1,94,97,166
				Share of collection charges in the Civil Department.	32,05,116	..	32,05,116
				Total, Direct Charges ..	2,27,02,282	..	2,27,02,282
				Indirect Charges debitable to Revenue Account as per Account No. 5.	65,173	..	65,173
				Expenditure from 1874-75 to 1899-1900 ..	2,22,85,677	..	2,22,85,677
				Total, Charges ..	4,50,53,132	..	4,50,53,132
				Balance Net Revenue ..	5,82,24,219	..	5,82,24,219
	To end of 1922-23	Rs. 42,61,803			GRAND TOTAL ..	10,32,77,351	..
GRAND TOTAL ..	10,32,77,351	..	10,32,77,351				

*NB*—This Account has been prepared in accordance with the instructions contained in Government of India's No. 686-C. W. I., dated 10th June 1901, communicated in G. R. No. A.I-1453, dated 12th July 1901.

The classification of expenditure under this class, *i e*, works for which only revenue accounts are kept has been discontinued from the year 1923-24 according to orders in paragraph 18 of Government of India (P. W. D.) Circular No. 3-P.W., dated 24th September 1921.

---

---

Statistical Statements  
for  
Irrigation Works, Deccan and Gujarat  
*For the year 1928-29*

---

---



## STATEMENT

## Statement of Canals in the Bombay Presidency,

	(3)	(5)	(6)		(18)	(22)	(28)
	Shahada Channel.	Chikhli Canal.	Hathmati and Khari Cut Canals.		Krishna Canal.	Revari Canal.	Gokak Canal, 1st Section and Storage Works.
Source of supply of Water.	Gomai River.	Nandni River.	Hathmati River.	Khari River.	Krishna River.	Warna River.	Chatrapra-bha River and Storage Works.
Minimum discharge per second. } C. ft. per second. {	K. 8.89 R. 7.37 H.W. 7.03	0.48	26 40 27	22 15 15	42.24 15.00 16.20	0.45 0.92 0.44	... ... ... Canal Mills.
Maximum discharge of canal. } C. ft. per second. {	K. 8.89 R. 15.51 H.W. 12.03	7.76	248 110 85	251 88 50	108.07	24.76	{ 66 68 66 68 .. 68
Average annual rainfall .. Inches.	No rain gauge station.	21.47	K. 30.08 R. 0.58 H.W. 0.35	40.91 0.49 0.17	25.04	26.43	16.76
Gross area commanded .. Acres.	3,000	1,871	44,744	32,000	28,327	3,813	18,668
Culturable area commanded .. "	3,000	1,478	28,840	20,000	26,453	3,624	17,627
Area irrigable by complete project .. "	3,000	1,478	11,336	16,000	12,920	1,920	17,627
Area irrigable at present .. "	2,400	1,478	8,000	16,000	12,320	1,920	17,627
Sanctioned Estimate—							
Direct charges .. Rs.	1,00,739	53,803	4,96,805	5,79,678	9,00,299	56,324	13,86,490
Indirect charges. .. "	6,808	3,612	30,086	30,651	51,751	3,124	81,599
Interest during construction.. "	...	...	2,37,687	..	7,83,613	...	1,44,865
Total, Estimate.. "	1,07,547	57,415	7,64,578	6,10,329	17,35,663	59,448	16,12,954

I-A.

*excluding Sind, for the year 1928-29.*

(30) Jamda Canals.	(32) Nira Left Bank Canal.	(33) Kadwa River Works.			(37) Girna Left Bank Canal.	(39) Godavari Canals	
		Palkhed Canal.	Ojhar Tambat Canal.	Wadah Canal.	Chankapur Tank.	Right Bank Canal.	Left Bank Canal.
Girna River.	Nira River and Lke Whitin g at Bhatghar.	Kadwa River.	Ban-ganga River.	Kadwa River.	Girna River.	Godavari River and Lake Beale.	
253		13	6	2	9	75	25
48		2	7	4	31	75	45
11		13	7	2	10	40	72
Left Bank.							
83		28	11	12	74	261	156
16	(n) 456	32	14	18	74	278	133
55		26	12	10	76	274	162
60		15					
Left Bank.	(a) 20 00	25 37	20 07	20 02	28 35	18 54	19 35
25 09							
Right Bank.							
37,122	2,74,447	28,832	8,055	3,486	29,182	1,44,310	88,080
9,166							
33,124	2,27,670	26,280	7,421	2,729	25,200	1,36,390	83,000
7,061							
3,500	1,13,280	23,466	6,824	2,433	8,500	49,331	30,109
1,500							
3,500	1,13,280	11,853	3,384	2,785	8,500	49,331	30,109
1,500							
10,01,146	98,25,113	2,38,087	14,541	29,771	19,69,449	95,46,098	
50,214	4,90,102	15,761	833	1,540	67,634	4,90,702	
....	....	2,12,554	2,411	32,150	...	....	
10,51,360	(h) 1,03,15,215	4,66,402	17,785	63,461	(d) 20,37,083	(d) 1,00,36,800	

## STATEMENT

	(3) Shahada Channel	(5) Chikhli Canal.	(6) Hathmati and Khari Cut Canals.		(18) Krishna Canal.	(22) Revari Canal.	(28) Gokak Canal, 1st Section and Storage Works.	
			Hathmati Canal.	Khari Cut Canal.				
Source of supply of Water.	Gomai River.	Nandni River.	Hathmati River.	Khari River.	Krishna River.	Warna River.	Ghatapra- bha River and Storage Works.	
Expenditure to end of 1928-29.	Direct charges. Rs.	1,00,739	53,803	4,93,590	7,50,058	8,98,163	56,771	13,82,625
	Indirect charges ..	6,808	3,639	27,004	{ 47,207 870 }	51,644	3,040	83,536
	Interest during construction ..	15,035	...	2,37,687	..	7,83,061	...	18,29,271
	Total, Expenditure Rs.	1,22,582	57,442	7,58,281	7,98,135	17,32,868	59,811	32,95,436
Works as now sanc- tioned—								
Main Canals, Irrigation .. Miles	20.52	6.50	21	31	35.25	5.66	4.10	
Branch Canals, Irrigation .. "	...	...	....	8	26.25	5.25	12.03	
Distributaries.. "	1.15	...	25	27	...	...	35.43	
Of above—								
Navigable Channels . Miles.	..	...	....	....	...	...	...	
Works completed at end of 1928-29—								
Main Canals, Irrigation .. Miles.	20.52	6.50	21	31	35.25	5.00	4.10	
Branch Canals, Irrigation . "	....	...	...	8	28.62	5.25	12.03	
Distributaries.. "	1.15	...	53	29.5	...	...	35.43	
Of above—								
Navigable Chan- nels .. Miles	....	.	....	....	..	...	...	

I-A—contd.

(30) Jamda Canals.	(32) Nira Left Bank Canal	(33) Kadwa River Works.			(37) Girna Left Bank Canal Chankapur Tank.	(39) Godavari Canals.	
		Palkhed Canal.	Ojhar Tambat Canal.	Wadali Canal		Right Bank Canal.	Left Bank Canal.
Girna River.	Nira River and Lake Whiting at Bhatghar	Kadwa River.	Banganga River.	Kadwa River.	Girna River.	Godavari River and Lake Beale.	
10,01,146	(m) 1,16,80,748	9,73,359			19,87,839	98,10,221	
50,214	4,76,831	62,517			68,592	5,01,657	
.....	1,04,10,647	14,05,303			14,66,447	60,14,079	
10,51,360	(m) 2,25,68,226	24,41,179			35,22,878	1,58,24,357	
39	100°25'	11°00'	8°00'	8°62'	18°61'	69°00'	48°00'
.....	..	...	..	...	...	5°00'	..
75	139°00'	21°50'	..	...	20°67'	78°00'	34°00'
.....	.....	...	..	...	...	..	..
39	100°25'	11°00'	4°50'	8°62'	18°61'	69°00'	48°00'
.....	..	..	..	...	...	5°00'	..
75	139°00'	13°92'	..	...	20°80'	78°00'	34°00'
.....	...	..	..	..	..	..	..

## STATEMENT I-A—contd.

	(41)	(42)	(43)		
	Dharma Canal.	Nira Right Bank Canal.	Pravara River Works		
			Pravara Right Bank Canal.	Pravara Left Bank Canal.	
Source of supply of Water.	Dharma River	Nira River and Lake Whiting at Bhatghar.	Pravara River and Lake Arthur Hill	Pravara River and Lake Arthur Hill	
Minimum discharge per second	C ft. per second	K ...	52	168	
		R. ...	41	205	
		H.W. ...	69	254	
Maximum discharge of canal.	C. ft. per second.	K. 424.79	97	342	
		R. 14.19	(k) 1,500	92	410
		H.W. ...	117	358	
Average annual rainfall ..	Inches.	77.77	(c) 19.34 (e) 10.88	25.74	26.21
Gross area commanded ..	Acres	13,562	(f) 4,96,377	73,763	1,54,957
Culturable area commanded ..	"	12,870	(f) 3,97,102	58,415	1,24,561
Area irrigable by complete project ..	"	12,870	1,32,000	16,960	40,040
Area irrigable at present ..	"	12,870	1,32,000	16,960	40,040
Sanctioned Estimate—					
Direct charges. Rs	95,582	4,76,28,007	1,43,83,925		
Indirect charges. ..	2,752	14,82,853	6,99,556		
Interest during construction ..	...	...	....		
Total, Estimate Rs. ..	98,334	(d) 4,91,10,860	(d) 1,50,83,481		
Expenditure to end of 1928-29.	Direct charges Rs.	95,510	3,64,02,040	1,44,94,537	
	Indirect charges ..	2,323	10,56,966	5,12,931	
	Interest during construction ..	.	1,46,69,217	83,66,730	
Total, Expenditure. Rs.	97,833	5,21,28,223	2,33,74,198		

## STATEMENT I-A—concl'd.

	(41) Dharma Canal.	(42) Nira Right Bank Canal.	(43) Pravara River Works	
			Pravara Right Bank Canal.	Pravara Left Bank Canal
Source of supply of Water.	Dharma River.	River Nira and Lake Whiting at Bhatghar.	Pravara River and Lake Arthur Hill.	Pravara River and Lake Arthur Hill.
Works as now sanctioned—				
Main Canals, Irrigation .. Miles.	19·00	105·50	33·00	47·12
Branch Canals, Irrigation .. ..	8·15	(b) 56·25	....	35·00
Distributaries ..	3·71	(b) 202·14	43·00	105·37
Of above—				
Navigable Chan- nels .. Miles.	...	....	....	...
Works completed at end of 1928-29—				
Main Canals, Irrigation .. Miles.	19·00	106·50	33·00	47·12
Branch Canals, Irrigation .. ..	8·15	(b) 56·25	....	35·00
Distributaries ..	3·71	(b) 149·50	43·00	105·37
Of above—				
Navigable Chan- nels .. Miles	...	....	....	....

(a) Average for 44 years.

(b) These figures have been revised.

(c) Lake Whiting Division.

(d) These figures are for the whole project.

(e) Malsiras Division.

(f) The total area under command as per 1920 project is 559,657 acres. After deducting areas commanded by Branch No. 4 and distributaries in non-perennial section of the canal, viz., 63,280 acres, the net area under command works out to 496,377 acres and 80 per cent. of this, viz., 397,102 acres represents the culturable area.

(g) Inclusive of the amount of estimate for widening and remodelling the Nira Left Bank Canal sanctioned in the Nira Valley Development Project.

(h) As contemplated in the Nira Right Bank Canal Revised Project.

(i) Includes proportionate cost of the new Lloyd Dam debited to the Nira Left Bank Canal to end of 1926-27.

(j) The canal is being remodelled to carry an increased discharge of 722 cusecs.

## STATEMENT

## Statement of Reservoir Projects in the Bombay

	(1)	(2)	(4)	(7)	(8)	(9)	(10)	(11)
	Gadikeri Tank.	Mevinkop Tank.	Kasurdi Tank.	Dambal Tank.	Medleri Tank.	Hartala Tank.	Mhasva Tank.	Madag Tank.
Source of Supply.	Nala.	Nala.	Kasurdi Nala.	Nala.	Nala.	Local Streams.	Local Streams.	Kumudwati River.
If supplied by rainfall { Area of catchment. Sq miles	4.68	6.25	6	43	11	6.80	13.40	540
{ Average annual rainfall. Inches	30.96	47.15	16.66	13.43	14.89	26	26.79	23.39
Contents of tanks between levels of surface of full supply and sill of canal head sluice { Millions of cubic feet ..	27.50	45.75	(f)	113.66	57.60	134	172	54.63
Area of surface at full supply. } Acres.	129	170	379	442	169	472	421	362
Gross area commanded. Acres	687	872	597	3,006	1,916	584	4,647	2,851
Culturable do. .. "	687	755	478	2,500	830	527	4,072	1,345
Area irrigable by complete project .. "	450	755	150	2,500	1,052	415	1,700	2,196
Do. at present .. "	417	617	150	1,000	600	415	1,700	1,345
Wells supplied by tanks No.	Not known.	..	..	Not known.	..	..	..	..
Sanctioned Estimate—								
Direct Charges .. Rs	16,990	30,379	40,812	61,162	78,237	48,890	1,29,811	2,32,262
Indirect Charges .. "	541	4,005	4,778	3,744	3,466	26,156	10,200	17,144
Interest during construction .. "	..	..	..	..	..	..	..	..
Total, Estimate .. Rs	17,531	34,384	45,590	64,906	81,705	75,046	1,40,011	2,49,407
Expenditure to end of 1928-29. { Direct Charges Rs	16,363	30,185	40,812	60,847	78,354	47,948	1,28,781	1,61,248
{ Indirect Charges .. "	555	3,319	4,778	3,133	3,038	25,434	10,175	6,350
{ Interest during construction .. "	..	..	..	..	..	..	..	..
Total, Expenditure .. Rs	16,918	33,504	45,590	64,980	81,392	73,382	1,38,956	1,67,598
Works as now sanctioned—								
Dam (earth or masonry) .. "	Earth.	Earth.	Earth.	Earth.	Earth.	Earth.	Earth.	Earth.
Total height Canals .. Ft	20	30.53	33.45	42.45	41	51.50	44	100
Distributaries .. Miles	1.50	2.79	1.75	3.27	5.64	5.50	..	9
Works completed at end of 1928-29—								
Dam (height completed) .. Ft	20	30.5	33.45	42.25	41	51.50	44	100
Canals .. Miles	1.50	2.7	1.75	3.27	5.64	5.50	..	9
Distributaries .. "	..	..	..	..	..	..	..	..

(f) After deduct

## II-A.

## Presidency, excluding Sind, for the year 1928-29.

(12)	(13)	(14)	(15)	(16)	(17)	(19)	(20)	(21)	(23)	(24)
Asundi Tank.	Ekruk Tank.	Much-kurdi Tank.	Bhadalvadi Tank.	Bhatodi Tank.	Koregaon Tank.	Upper Man River Works (Pangli Tank).	Main Tank.	Ashti Tank.	Shirsu-phal Tank.	Lower Panjhra River Works & Mukti Tank.
Nala.	Adhela River.	Nala.	Tributary of the Bhima River.	Mehakar River.	Nala.	Man River.	Wanga Nala.	Ashti Nala.	Tributary of the Bhima River.	Local Streams.
23	159	26 00	23	44	7	20°00'	51°70'	92	23	34°22'
18 45	27 93	11 51	18 82	24 65	26 03	17°74'	20 59	23°57'	16°44'	20 59
74	2,616	624	(j) 185	154 (j)75°82'	83°47'	192	183	1,419	(j) 362	320
418	4,551	1,050	335	315	202	349	427	2,830	834	509
1,80	17,152	5,570	3,000	15,126	2,394	8,443	4,876	17,882	4,500	13,117
1,01	16,941	5,417	2,400	13,657	2,394	7,623	4,625	16,825	2,500	12,627
1,01	16,941	3,417	2,000	12,124	1,050	2,080	4,625	11,780	1,800	12,627
1,01	16,941	750	2,000	12,124	1,050	2,080	4,625	11,780	1,800	12,627
...	...	...	...	...	...	25	13	...	...	...
67,731	12,28,243	1,48,200	2,14,382	3,51,767	40,731	4,16,341	4,70,538	7,54,250	2,09,460	4,44,486
12,754	1,05,687	20,220	14,342	26,511	1,312	28,190	25,730	80,677	12,822	22,774
...	8,00,650	...	...	...	...	...	...	...	...	2,37,421
80,45	21,35,580	1,68,420	2,26,724	3,78,278	42,045	4,44,531	4,96,258	8,34,927	2,22,282	7,04,681
60,741	12,28,117	1,40,217	2,13,115	3,52,685	37,927	4,15,835	4,70,538	7,62,493	2,12,199	4,45,382
14,25	1,12,269	18,490	14,307	27,022	1,266	23,451	25,730	79,215	12,369	23,239
...	10,27,893	...	...	...	...	...	...	...	...	4,18,839
74,99	23,68,279	1,59,707	2,27,422	3,79,707	39,185	4,39,286	4,96,268	8,41,708	2,24,563	8,87,460
Earth.	Earth.	Masonry	Earth.	Masonry	2 dams, Earth & Masonry.	Earth.	Earth.	Earth.	Earth.	Earth.
33°9'	76°48'	60°5'50"	55°09'	50°4'50"	71 & 16°3'75"	53°50'17"50"	57°33'9"25"	57°75'27"50"	54°32'12"50"	65°...
4°66'	1°68'	2°25'	9°75'	5°50'	...	6°50'	7°56'	3°15'	...	45
33°9'	76°48'	60°5'50"	55°09'	50°4'50"	71 & 16°3'75"	53°50'17"50"	57°33'9"25"	57°75'27"50"	54°32'12"50"	65°...
4°8'	1°68'	2°25'	9°75'	5°50'	...	6°50'	7°56'	3°15'	...	45

ing silt deposits.



## STATEMENT

Source of Supply.	(25)	(26)	(27)	(27a)	(28)	(29)	(31)	(32)
	Yerla River Irrigation Works (Nehr Tank).	Parsul Tank	Mutha Reservoir Lake Five, Mutha Canals.	Matoba Tank.	Gokak Canal, 1st Section, and Storage Works.	Mhaswad Tank.	Pathri Tank	Shetphal Tank.
	Yerla River.	Parsul River.	Mutha River, Ghat Catchment.	Nala and Mutha Right Bank Canal.	Ghataprabha River, Ghat Catchment.	Man River.	Yerai River	Nira Left Bank Canal.
If supplied by rainfall { Area of catchment. Sq miles	59 55	17	196	10	1,080	480	27 5	2*33
{ Average annual rainfall Inches	24*21	16 77	†138	15 94	(a)	12 94	27*49	18*88
Contents of tanks between levels of surface of full supply and sill of canal head sluice } Millions of cubic feet	489	119	(b) 3,447	(c) 217	907*18	2,601	407	572
Area of surface at full supply. } Acres.	676	151	3,743	417	2,732	4,014	681	898
Gross area commanded. Acres.	11,234	3,337	94,087	10,700	(a)	1,29,04†	5,000	(e) 25,000
Culturable do. ..	10,680	3,197	(f) 49,800	7,133	(a)	1,06,214	4,586	(e) 25,000
Area irrigable by complete project ..	6,000	1,000	16,800	3,250	(a)	24,800	2,500	4,200
Do. at present ..	5,480	1,000	16,800	3,250	(a)	24,800	2,500	4,200
Wells supplied by tanks. No.	23	...	..	..	41	12	...	...
Sanctioned Estimate—								
Direct Charges .. Rs.	7,35,672	2,15,366	64,62,810	1,93,000	(a)	20,24,327	5,43,141	7,04,442
Indirect Charges ..	45,836	8,246	2,56,743	17,500	(a)	1,03,947	29,715	46,435
Interest during construction ..	...	..	56,54,209	..	(a)	6,56,227	...	55,157
Total, Estimate .. Rs.	7,81,508	2,23,612	1,23,73,762	2,10,500	(a)	27,84,496	5,72,856	8,06,034
Expenditure to end of 1928-29. } Direct Charges. Rs.	7,35,672	2,08,007	62,54,627	Included in the figures of the Mutha Canals.	(a)	20,05,553	5,27,825	Included in the figures for the Nira Left Bank Canal shown in Statement I-A.
{ Indirect Charges ..	45,836	6,988	2,95,834		(a)	90,465	15,021	
{ Interest during construction ..	...	...	1,27,03,388		(a)	14,45,492	...	
Total, Expenditure .. Rs.	7,81,508	2,14,995	1,92,53,849	...	(a)	35,41,508	5,42,846	..
Works as now sanctioned—								
Dam (earth or masonry) ..	Earth.	Earth.	Masonry.	Earth.	Masonry.	Earth	Earth.	Earth.
Total height .. Ft.	74	62*27	97 84	48*41	27	79*79	63*75	66
Canals .. Miles.	33*33	..	88	..	16*13	(f)66*25	4*66	6*54
Distributaries ..	4	4 75	70	17	35*43	43 36	3*33	...
Works completed at end of 1-28-29—								
Dam (height completed) .. Ft.	74	62*27	97 84	48*41	27	79*79	63*75	66
Canals .. Miles.	33*33	..	88	..	*16*13	(f)66*25	4*66	6*54
Distributaries ..	4	4*75	67	17	35*43	43*36	3 33	...

\* Including 12\*03 miles of Wadar Hetti branch

† Estimated rainfall in the catchment

‡ The catchment area of the drainage channel is 13 sq. miles in addition.

§ At provisional F. S. L. R. L. 103\*50.

|| At original F. S. L. R. L. 105\*00.

## II-A—contd.

(33)	(34)	(35)	(35a)	(36)	(37)	(38)	(39)	(40)	(42)	(43)
Kadva River Works (Waghad Tank).	Wangrol Tank	Tranza Tank.	Nagramma Tank.	Savh Tank.	Chankapur Tank, Gurna Left Bank Canal.	Sahjat Tank	Darna Reservoir, Godavari Canals.	Futelao Tank.	Lake Whiting Lloyd Dam, Nira Canals.	Lake Arthur Hill, Wilson Dam, Pravara Canals
Kolvan River, Ghat Catchment.	Kharwa Nala.	Matar Drainage Channel.		Gadia Nala.	Gurna River	Sahjat Nala.	Darna River.	Futelao Nala.	Yelvandi River, Ghat Catchment.	Pravara River.
29	13	...	\$1'5	11	100	12 5	156	7	128	47
47'63	39'06	42 38	..	37'20	35'10	42'13	35'10	27'37	1145	111'55
606	212	79'97	97 14	\$172'27 1210 00	1,546	130	7,763	56	(d) 24,198	(k) 10,086 (F.S.L.) 260
778	597	196	293	557	1,043	663	8,584	193	(d) 9,368	218
(a)	5,000	1,000	500	4,700	(a)	4,000	(a)	1,500	(a)	(a)
(a)	5,000	888	402	4,700	(a)	4,000	(a)	1,200	(a)	(a)
(a)	3,000	500	300	3,000	(a)	2,000	(a)	840	(a)	(a)
(a)	3,400	500	300	3,000	(a)	to 5,000 2,000	(a)	800	(a)	(a)
...	...	...	...	...	..	...	...	...	..	..
4,67,662	2,03,375	2,61,048		2,25,703	(a)	1,54,133	(a)	1,02,116	(a)	(a)
16,835	47,041	51,686		23,519	(a)	32,649	(a)	8,669	(a)	(a)
2,17,233	...	...	...	...	(a)	...	(a)	..	(a)	(a)
7,01,730	2,50,416	3,12,734		2,49,222	(a)	1,86,782	(a)	1,10,785	(a)	(a)
6,64,888	2,42,512	2,38,032		2,34,179	(a)	1,58,452	(a)	1,07,356	(a)	(a)
42,233	50,785	42,603		21,031	(a)	25,577	(a)	9,105	(a)	(a)
4,45,241	...	....		...	(a)	...	(a)	...	(a)	(a)
11,52,362	2,93,295	2,80,635		2,55,210	(a)	1,84,029	(a)	1,16,461	(a)	(a)
Earth. 95	Earth. 27'18	Earth. 15'84	Earth. 17'12	Earth. 37 5	Masonry 92	Earth. 22 14	Masonry. 92	Earth. 34 60	Masonry. 183'75	Masonry. 270
(a)	13'79	5'35	2'25	8'35	(a)	9'25	(a)	4'98	(a)	(a)
(a)	...	...	...	1'32	(a)	0 85	(a)	...	(a)	(a)
95	27'18	15'84	17'12	37 5	92	22'14	92	34'60	183'75	270
(a)	17'26	5'35	2'25	8'35	(a)	9 25	(a)	3'99	(a)	(a)
(a)	...	...	..	1'32	(a)	1'79	(a)	..	(a)	(a)

(a) Figures are given in Statement I-A.

(d) These figures are for new Lloyd Dam at Bhatgar.

(e) This area is also commanded by the Nira Left Bank Canal.

(f) Includes 38½ miles of Branch Canal

(g) Storage available after deducting 508 million cubic feet which cannot be used on account of the Poona Water Supply.

(i) Includes 7,133 acres commanded by Matoba Tank.

(j) After deducting silt deposits

(k) Waste weir gates not yet installed and so storage at 270 ft. height has not been shown which is 12,092m. c ft.

## STATEMENT

*Capital Account of Irrigation Works in the Deccan*

Name of work.	DURING			
	DIRECT CHARGES			
	Works.	Establishment.	Tools and Plant.	Total.
1	2	3	4	5
<b>A—IRRIGATION WORKS</b>	Rs.	Rs.	Rs.	Rs.
<b>PRODUCTIVE</b>				
1. Gadakeri Tank ..	..	....	.	.
2. Mavinkop Tank ..	..	....	.	.
3. Shahada Channel ..	..	....		
<b>Total, Productive ..</b>	..	..	.	.
<b>UNPRODUCTIVE.</b>				
4. Kasurdi Tank ..	..	.	.	.
5. Chikhli Canal ..	..	..		
6. Hathmati and Khari Cut Canals ..	.	.		..
7. Dambal Tank ..	..	.		.
8. Medleri do. ..	..	.	..	.
9. Hartala do. ..	..	..	..	.
10. Mhaswa do. ..	..	..		..
11. Madag do. ..	..	..		..
12. Asundi do. ..	..	..	..	.
13. Ekruk do. ..	..	.	..	..
14. Muchkundi Tank ..	..	..	..	..
15. Bhadalwadi do. ..	..	..	..	..
16. Bhatodi Tank ..	..	..	.	..
17. Koragaon do. ..	..	....	..	..



## STATEMENT

Name of work.	DURING			
	DIRECT CHARGES.			
	Works.	Establishment.	Tools and Plant.	Total.
1	2	3	4	5
<b>A—IRRIGATION WORKS—contd.</b>	Rs.	Rs.	Rs.	Rs.
<b>UNPRODUCTIVE—contd.</b>				
18. Krishna Canal .. ..	....	....	..	..
19. Upper Man River Works .. ..	....	....	..	..
20. Maini Tank .. ..	....	....	..	..
21. Ashti do. .. ..	....	....	..	..
22. Revari Canal .. ..	....	....	..	..
23. Shirsuphal Tank .. ..	....	....	..	..
24. Lower Panjhra River Works .. ..	....	....	..	..
25. Yerla River Irrigation Works .. ..	..	....	..	..
26. Parsul Tank .. ..	....	....	..	..
27. Mutha Canals including Matoba Tank.	902	797	32	1,731
28. Gokak Canal, first Section and Storage Works .. ..	....	....	....	....
29. Mhaswad Tank .. ..	....	....	..	..
30. Jamda Canals .. ..	....	..	..	..
31. Pathri Tank .. ..	....	....	..	..
32. Victoria do. .. ..	19	10	..	29
33. Budhihal do. .. ..	500	278	11	789
34. Nira Left Bank Canal and Shetphal Tank.	2,65,328	2,28,998	9,119	5,03,445
35. Kadva River Works .. ..	....	....	..	..
36. Wangroli Tank .. ..	....	....	..	..
37. Tranza-Nagrama Tanks .. ..	....	....	..	..

I-B—contd.

YEAR.						
	INDIRECT CHARGES.					
<i>Deduct— Receipts on Capital Account.</i>	Total.	Capita- lization.	Leave and Pension Allowances.	Audit and Accounts.	Total.	Grand Total.
6	7	8	9	10	11	12
Rs.	Rs.	Rs.	Rs.	Rs.	Rs.	Rs.
....	....	..	....	....	....	....
....	....	..	....	....	....	....
....	....	..	....	....	....	....
....	....	..	....	....	....	....
....	....	..	....	....	....	....
....	....	..	....	....	....	....
....	....	..	....	....	....	....
....	....	..	....	....	....	....
....	....	..	....	....	....	....
....	....	..	....	....	....	....
....	1,731	..	....	9	9	1,740
....	....	..	....	....	....	....
....	....	..	....	....	....	....
....	....	..	....	....	....	....
....	....	..	....	....	....	....
48	-19	..	....	....	....	-19
495	294	..	....	5	5	299
....	5,03,445	..	....	2,653	2,653	5,06,098
....	....	..	....	....	....	....
....	....	..	....	....	....	....
....	....	..	....	....	....	....

## STATEMENT

Name of work.	DURING			
	DIRECT CHARGES.			
	Works	Establishment.	Tools and Plant.	Total
1	2	3	4	5
<b>A—IRRIGATION WORKS—<i>contd.</i></b>	Rs.	Rs.	Rs.	Rs.
<b>UNPRODUCTIVE—<i>contd.</i></b>				
38. Savli Tank . . . . .	..	....	..	..
39. Chankapur Tank . . . . .	.	..	.	..
40. Sahiat Tank . . . . .	..	...	..	..
41. Suki River . . . . .	..	....	..	..
42. Godavari Canals . . . . .	855	755	30	1,640
43. Futelao Tank . . . . .	..	....	.	..
44. Dharma Canal . . . . .	..	....	..	..
45. Gokak Canal Survey . . . . .	..	....	..	..
46. Nira Right Bank Canal . . . . .	7,02,811	3,98,254	15,435	11,16,500
47. Pravara River Works . . . . .	....	1,215	....	1,215
48. Gokak Canal, Second Section . . . . .	..	....	..	..
<b>Total, Unproductive . . . . .</b>	<b>9,70,415</b>	<b>6,30,307</b>	<b>24,627</b>	<b>16,25,349</b>
<b>Grand Total . . . . .</b>	<b>9,70,415</b>	<b>6,30,307</b>	<b>24,627</b>	<b>16,25,349</b>

I-B—contd.

YEAR.						
		INDIRECT CHARGES.				
<i>Deduct— Receipts on Capital Account.</i>	Total.	Capita- lization.	Leave and Pension Allowances.	Audit and Accounts.	Total.	Grand Total
6	7	8	9	10	11	12
Rs.	Rs.	Rs	Rs.	Rs.	Rs.	Rs.
....	....	..	....	....	....	....
....	....	..	....	....	....	....
....	....	..	....	....	....	....
....	....	..	....	....	....	....
....	1,640	..	....	9	9	1,649
....	....	..	....	....	....	....
....	....	..	....	....	....	....
....	....	..	....	....	....	....
17,094	10,99,406	..	....	7,028	7,028	11,06,434
1,439	—224	..	....	....	....	—224
....	....	..	....	....	....	....
19,076	16,06,273	..	....	9,704	9,704	16,15,977
19,076	16,06,273	..	....	9,704	9,704	16,15,977



## STATEMENT

Name of Work.	TO END			
	DIRECT CHARGES.			
	Works.	Establishment.	Tools and Plant.	Total.
1	13	14	15	16
<b>A—IRRIGATION WORKS—<i>contd.</i></b>	Rs.	Rs.	Rs.	Rs.
PRODUCTIVE.				
1. Gadikeri Tank .. ..	13,105	3,118	140	16,363
2. Mavinkop Tank .. ..	23,738	6,232	353	30,323
3. Shahada Channel .. ..	60,690	38,518	1,531	1,00,739
Total, Productive ..	97,533	47,868	2,024	1,47,425
UNPRODUCTIVE.				
4. Kasurdi Tank .. ..	31,433	8,495	884	40,812
5. Chikhl Canal .. ..	39,984	13,611	208	53,803
6. Hathmati and Khari Cut Canals ..	10,07,178	2,24,687	13,252	12,45,117
7. Dambal Tank .. ..	49,262	10,769	878	60,909
8. Medleri do. .. ..	61,881	15,324	1,155	78,360
9. Hartala do. .. ..	33,437	11,936	2,579	47,952
10. Mhaswa do. .. ..	1,01,259	26,399	1,129	1,28,787
11. Madag do. .. ..	1,26,596	31,841	2,825	1,61,262
12. Asundi do. .. ..	48,805	10,881	1,055	60,741
13. Ekruk do. .. ..	10,07,089	2,12,509	9,713	12,29,311
14. Muchkundi Tank .. ..	1,11,830	26,360	2,294	1,40,484
15. Bhadalwadi do. .. ..	1,57,001	53,493	2,621	2,13,115
16. Bhatodi do. .. ..	2,73,838	70,183	9,354	3,53,375
17. Koregaon do. .. ..	30,044	7,661	218	37,923
18. Krishna Canal .. ..	7,39,340	1,56,123	2,738	8,98,201

I-B—contd.

OF YEAR.

Deduct— Receipts on Capital Account.	INDIRECT CHARGES.					Grand Total.
	Total.	Capita- lization.	Leave and Pension Allowances.	Audit and Accounts	Total.	
	18	19	20	21	22	
Rs.	Rs.	Rs.	Rs.	Rs.	Rs.	Rs.
....	16,363	13	542	..	555	16,918
138	30,185	2,101	1,218	..	3,319	33,504
....	1,00,739	1,232	5,264	312	6,808	1,07,547
138	1,47,287	3,346	7,024	312	10,682	1,57,969
....	40,812	3,079	1,699	..	4,778	45,590
....	53,803	917	2,722	..	3,639	57,442
1,469	12,43,648	36,598	38,462	21	75,081	13,18,729
62	60,847	1,034	2,099	..	3,133	63,980
6	78,354	243	2,795	..	3,038	81,392
4	47,948	23,052	2,382	..	25,434	73,382
6	1,28,781	5,026	5,149	..	10,175	1,38,956
14	1,61,248	....	6,350	..	6,350	1,67,598
....	60,741	12,536	1,718	..	14,254	74,995
1,194	12,28,117	69,948	42,321	..	1,12,269	13,40,386
267	1,40,217	14,386	4,104	..	18,490	1,58,707
....	2,13,115	4,067	10,240	..	14,307	2,27,422
690	3,52,685	13,023	13,999	..	27,022	3,79,707
....	37,923	....	1,266	..	1,266	39,189
38	8,98,163	21,822	29,779	43	51,644	9,49,807

## STATEMENT

Name of Work.	TO END			
	DIRECT CHARGES.			
	Works.	Establishment.	Tools and Plant.	Total.
1	13	14	15	16
<b>A—IRRIGATION WORKS—<i>contd.</i></b>	Rs.	Rs.	Rs.	Rs.
<b>UNPRODUCTIVE—<i>contd.</i></b>				
19. Upper Man River Works .. ..	3,14,286	95,008	6,782	4,16,076
20. Maini Tank .. ..	3,49,759	1,17,527	3,792	4,71,078
21. Ashti do. .. ..	6,13,578	1,46,014	8,293	7,67,885
22. Revari Canal .. ..	47,057	9,693	21	56,771
23. Shirsuphal Tank .. ..	1,71,148	38,190	2,861	2,12,199
24. Lower Panjhra River Works ..	3,67,303	74,888	3,228	4,45,419
25. Yerla River Irrigation Works ..	6,02,586	1,26,889	8,562	7,38,037
26. Parsul Tank .. ..	1,62,423	42,832	2,823	2,08,078
27. Mutha Canals including Matoba Tank .. ..	51,03,956	10,47,006	1,18,860 (a) — 1,136	62,68,686
28. Gokak Canal, First Section and Storage Works .. ..	11,55,069	2,05,362	22,938	13,83,369
29. Mhaswad Tank .. ..	15,98,308	3,45,781	62,937	20,07,026
30. Jamda Canals .. ..	7,94,306	1,93,426	13,435	10,01,167
31. Pathri Tank .. ..	5,21,783	1,00,435	7,403	6,29,621
32. Victoria 'do. .. ..	53,030	11,221	729	64,980
33. Budhihal do. .. ..	4,03,255	91,128	5,131	4,99,514
34. Nira Left Bank Canal and Shetphal Tank. .. ..	88,15,632	26,21,580	2,78,574	1,17,15,786
35. Kadva River Works .. ..	7,61,718	1,89,176	22,605	9,73,499
36. Wangroli Tank .. ..	2,13,031	28,361	1,863	2,43,255
37. Tranza-Nagrama Tanks .. ..	2,22,942	14,168	924	2,38,034
38. Savli Tank .. ..	2,02,183	30,269	1,974	2,34,426

L-B—contd.

OF YEAR.

		INDIRECT CHARGES				
<i>Deduct— Receipts on Capital Account.</i>	Total.	Capita- lization.	Leave and Pension Allowances.	Audit and Accounts	Total.	Grand Total.
17	18	19	20	21	22	23
Rs.	Rs.	Rs.	Rs.	Rs.	Rs.	Rs.
241	4,15,835	5,880	17,571	..	23,451	4,39,286
540	4,70,538	3,875	21,850	67	25,792	4,96,330
5,392	7,62,493	52,311	26,860	44	79,215	8,41,708
....	56,771	1,259	1,781	..	3,040	59,811
....	2,12,199	5,137	7,232	..	12,369	2,24,568
37	4,45,382	8,694	14,545	..	23,239	4,68,621
2,365	7,35,672	22,684	23,023	129	45,836	7,81,508
71	2,08,007	972	6,016	..	6,988	2,14,995
12,328	62,56,358	93,528	2,02,243	72	2,95,843	65,52,201
740	13,82,629	53,279	29,709	550	83,538	14,66,167
1,473	20,05,553	36,924	53,539	..	90,463	20,96,016
21	10,01,146	12,015	38,118	81	50,214	10,51,360
1,796	6,27,825	960	14,061	..	15,021	6,42,846
2,463	62,517	2,463	1,569	..	4,032	66,549
6,063	4,93,451	5,741	12,656	38	18,435	5,11,886
8,398	1,17,07,388	1,87,189	2,72,532	17,277	4,76,998	1,21,84,386
140	9,73,359	31,133	31,370	14	62,517	10,35,876
743	2,42,512	46,793	3,972	18	50,783	2,93,295
2	2,38,032	40,620	1,983	..	42,603	2,80,635
247	2,34,179	16,793	4,238	..	21,031	2,55,210

## STATEMENT

Name of Work.	TO END			
	DIRECT CHARGES.			
	Works.	Establishment.	Tools and Plant.	Total
	13	14	15	16
<b>A—IRRIGATION WORKS—concl'd.</b>	Rs.	Rs.	Rs.	Rs.
<b>UNPRODUCTIVE—concl'd.</b>				
39. Chankapur Tank .. ..	15,89,583	3,39,029	61,359	19,89,971
40. Sahyat Tank .. ..	1,34,805	22,199	1,448	1,58,452
41. Suki River .. ..	12,212	2,749	178	15,139
42. Godavari Canals .. ..	82,30,063	13,53,164	2,29,020	98,12,247
43. Futelao Tank .. ..	88,822	17,325	1,209	1,07,356
44. Dharma Canal .. ..	77,768	16,588	1,153	95,509
45. Gokak Canal Survey .. ..	67,629	28,386	2,844	98,859
46. Nira Right Bank Canal .. ..	2,86,67,672	68,44,069	9,69,760	3,65,40,465
47. Pravara River Works .. ..	1,14,10,663	28,22,216	(a) 58,964 3,41,767	1,45,74,648
48. Gokak Canal, Second Section .. ..	92,036	70,024	(a) 2 14,246	1,76,306
<b>Total, Unproductive .. ..</b>	<b>7,66,63,583</b>	<b>1,79,24,975</b>	<b>22,47,622</b> <b>(a) 57,830</b>	<b>9,68,94,010</b>
<b>Grand Total .. ..</b>	<b>7,67,61,116</b>	<b>1,79,72,843</b>	<b>22,49,646</b> <b>(a) 57,830</b>	<b>9,70,41,435</b>

(a) Suspense

I-B—concl'd.

OF YEAR.

Deduct— Receipts on Capital Account.	INDIRECT CHARGES.					Grand Total.
	Total.	Capita- lization.	Leave and Pension Allowances.	Audit and Accounts.	Total	
	17	18	19	20	21	
Rs.	Rs.	Rs.	Rs.	Rs.	Rs.	Rs.
2,132	19,87,839	20,033	48,103	456	68,592	20,56,431
....	1,58,452	22,470	3,107	....	25,577	1,84,029
....	15,139	..	385	....	385	15,524
2,026	98,10,221	3,11,326	1,89,306	1,025	5,01,657	1,03,11,878
....	1,07,356	6,680	2,425	....	9,105	1,16,461
....	95,509	2	2,321	....	2,323	97,832
....	98,859	..	3,973	677	4,650	1,03,509
1,65,065	3,63,75,400	1,11,489	7,88,942	1,56,368	10,56,799	3,74,32,199
80,111	1,44,94,537	86,098	4,01,354	25,479	5,12,931	1,50,07,468
....	1,76,306	740	13,238	....	13,978	1,90,284
2,96,144	9,65,97,866	13,92,819	24,03,107	2,02,359	39,98,285	10,05,96,151
2,96,282	9,67,45,153	13,96,165	24,10,131	2,02,671	40,08,967	10,07,54,120

Account.

J. A. M. WILSON,  
Deputy Accountant General.

## STATEMENT

STATEMENT SHOWING THE FINANCIAL RESULTS OF IRRIGATION  
31ST MARCH*Realizations under main heads of*

Name of Work.	REVENUE (ACTUAL RECEIPTS).										Revenue Establish Direction
	Irrigation.			Navigation.	Planta- tions.	Water- power.	Miscel- laneous	Total.	Refunds of Revenue.	Gross revenue less refunds	
	Water rate direct- ly paid	Share of Land Rev- enue.	Total.								
1	2	3	4	5	6	7	8	9	10	11	12
WORKS FOR WHICH CAPITAL ACCOUNTS ARE KEPT.	Rs	Rs.	Rs.	Rs.	Rs.	Rs	Rs	Rs.	Rs.	Rs.	Rs
PRODUCTIVE.											
<i>Works in operation.</i>											
1 Gadikeri Tank ..	...	2,356	2,356	..	..	..	..	2,356	..	2,356	21
2 Mavinkop Tank ..	...	1,297	1,297	..	..	..	..	1,297	..	1,297	21
3 Shahada Channel ..	4,750	6,157	10,907	..	..	..	12	10,919	..	10,919	2,936
Total, Productive.	4,750	9,810	14,560	..	..	..	12	14,572	..	14,572	2,978
UNPRODUCTIVE											
<i>Works in operation</i>											
4 Kasurdi Tank.	69	..	69	..	..	..	4,173	4,242	..	4,242	693
5 Chikhli Canal.	1,989	..	1,989	..	..	..	736	2,725	..	2,725	695
6 Hathmati and Kharicut Canals ..	59,509	...	59,509	..	32	..	7,596	67,137	..	67,137	3,074
7 Dambal Tank	103	916	1,019	..	..	..	764	1,783	..	1,783	379
8 Medleri do.	825	..	825	..	..	..	277	1,102	..	1,102	651
9 Hartala do.	94	..	94	..	..	..	832	926	2	924	326
10 Mhaswa do.	535	...	535	..	241	..	1,348	2,124	8	2,116	656
11 Madag do.	1,971	..	1,971	..	..	..	1,066	3,037	..	3,037	1,238
12 Asundi do.	519	686	1,205	..	..	..	109	1,314	..	1,314	760
13 Ekruk do.	31,456	...	31,456	..	..	..	97,094	1,28,550	..	1,28,550	7,385
14 Muchkund Tank ..	109	...	109	..	..	..	4	113	..	113	373
15 Bhadlwadi Tank ..	9,176	...	9,176	..	..	..	391	9,567	..	9,567	2,034
16 Bhatodi Tank.	4,579	2,431	7,010	..	56	..	1,650	8,716	..	8,716	1,666
17 Koregaon do.	2,038	..	2,038	..	..	..	67	2,105	..	2,105	735

I-C.

WORKS IN DECCAN AND GUJARAT FOR THE YEAR ENDING  
1929.*Revenue and Working Expenses.*

WORKING EXPENSES.												
Management.		Maintenance and Repairs.							Indirect Charges	Grand Total, Working Expenses	Net Revenue	
ment.	Total Revenue Management.	Establishment.	Works	Repairs	Sundries.	Tools and Plant	Plantations	Total, Cost of Maintenance.				
Civil Officers.	13	14	15	16	17	18	19	20	21	22	23	24
Rs.	Rs.	Rs.	Rs.	Rs.	Rs.	Rs.	Rs.	Rs.	Rs.	Rs.	Rs.	Rs.
	236	257	21	...	97	..	4	...	379	1	380	1,976
	130	151	21	...	101	..	5	..	278	1	279	1,018
	758	3,694	283	1,471	598	..	80	...	6,126	21	6,147	4,772
	1,124	4,102	325	1,471	796	.	89	...	6,783	23	6,806	7,766
	2	695	152	...	545	..	12	...	1,404	5	1,409	2,833
	60	755	153	...	1,117	..	43	...	2,068	11	2,079	646
	1,785	4,859	3,074	2,515	26,490	..	395	216	37,549	292	37,841	29,296
	95	474	43	...	199	..	9	...	725	2	727	1,056
	25	676	73	...	341	..	15	...	1,105	3	1,108	-6
	11	337	68	..	494	.	19	...	918	5	923	1
	16	672	137	...	648	..	39	350	1,846	10	1,856	260
	59	1,297	138	...	649	.	28	...	2,112	6	2,118	919
	84	844	85	...	398	..	18	...	1,345	4	1,349	-35
	3,587	10,972	3,216	109	11,246	..	453	396	26,392	118	26,510	1,02,040
	3	376	374	...	843	..	38	30	1,661	9	1,670	-1,557
	275	2,309	443	...	1,598		35	...	4,385	16	4,401	5,166
	366	2,032	338	...	2,364	..	95	111	4,940	25	4,965	3,751
	61	796	131	...	959	..	37	..	1,923	10	1,933	172



## STATEMENT

Name of Work	REVENUE (ACTUAL RECEIPTS).										Revenue Establish Direction.
	Irrigation.			Navigation	Plantations.	Water-power.	Miscellaneous	Total.	Refunds of Revenue	Gross revenue less refunds	
	Water rate directly paid.	Share of Land Revenue	Total.								
	2	3	4								
WORKS FOR WHICH CAPITAL ACCOUNTS ARE KEPT —contd.	Rs.	Rs.	Rs.	Rs.	Rs.	Rs.	Rs.	Rs.	Rs.	Rs.	Rs.
UNPRODUCTIVE —contd. Works in operation —contd.											
18 Krishna Canal.	70,539	.	70,539	.	...	.	902	71,441	..	71,441	8,533
19 Upper Man River Works.	6,755	..	6,755	..	...	..	74	6,829	..	6,829	2,428
20 Mains Tank ..	8,286	..	8,286	..	.	...	162	8,448	10	8,438	1,718
21 Ashti do.	19,729	.	19,729	.	3,794	.	1,301	24,824	12	24,812	4,771
22 Revari Canal..	2,791	..	2,791	.	...	.	230	3,021	..	3,021	924
23 Shirsuphal Tank ..	4,674	..	4,674	.	..	...	516	5,190	80	5,110	13,802
24 Lower Panjhra River Works	16,515	8,954	25,469	..	39	...	2,683	28,191	..	28,191	3,234
25 Yerla River Irrigation Works ..	20,345	..	20,345	..	...	..	526	20,871	26	20,845	23,503
26 Paraul Tank ..	7,671	...	7,671	.	...	...	194	7,865	..	7,865	1,127
27 Mutha Canals including Matoba Tank	1,71,665	73	1,71,738	1,070	...	...	1,29,532	3,02,340	71	3,02,269	65,549
28 Gokak Canal, First Section, and Storage Works ..	55,882	..	55,882	..	...	14,313	5,567	75,762	357	75,405	7,112
29 Mhaswad Tank ..	52,077	...	52,077	..	91	...	4,379	56,547	12,721	43,826	8,725
30 Jamda Canals.	4,702	...	4,702	..	5,638	..	1,143	11,483	53	11,430	3,909
31 Pathri Tank..	5,774	..	5,774	..	...	..	8,236	14,010	..	14,010	1,347
32 Nira Left Bank Canal and Shetphal Tank ..	10,19,211	...	10,19,211	.	535	...	9,125	10,28,871	765	10,28,106	1,74,256
33 Kadwa River Works ..	29,036	594	29,630	.	1,665	...	2,628	33,923	36	33,887	22,519
34 Wangrol Tank	2,900	..	2,900	..	...	...	880	3,780	..	3,780	589
35 Tranza-Nagrama Tanks	688	.	688	.	..	...	1,603	2,291	.	2,291	214

I.C—contd.

WORKING EXPENSES												
Management.		Maintenance and Repairs							Indirect Charges.	Grand Total, Working Expenses	Net Revenue.	
ment.	Total, Revenue Management	Establishment	Works.	Repairs	Sundries	Tools and Plant.	Plantations	Total, Cost of Maintenance				
Civil Officers	13	14	15	16	17	18	19	20	21	22	23	24
Rs.	Rs.	Rs.	Rs.	Rs.	Rs.	Rs.	Rs.	Rs.	Rs.	Rs.	Rs.	Rs.
	4,985	13,518	1,870	...	13,524	404	527	138	29,981	137	30,118	41,323
	203	2,631	533	456	3,432	.	150	...	7,202	39	7,241	-412
	248	1,966	377	...	2,751	.	106	...	5,200	28	5,228	3,210
	955	5,726	853	..	6,233	..	240	...	13,052	62	13,114	11,698
	85	1,009	203	...	1,432	..	57	50	2,751	15	2,766	255
	141	13,943	3,010	..	10,845	.	238	...	28,036	108	28,144	-23,034
	1,873	5,107	164	196	999	.	46	...	6,512	12	6,524	21,667
	610	24,113	5,149	...	37,555	.	1,451	75	68,343	376	68,719	-47,874
	230	1,357	280	..	560	..	21	40	2,258	6	2,264	5,601
	4,287	69,836	14,292	10,665	40,031	..	1,131	811	1,36,766	515	1,37,281	1,64,988
	1,704	8,816	797	...	3,570	..	163	159	13,505	37	13,542	61,863
	1,799	10,524	1,935	435	6,240	..	153	299	19,586	70	19,656	24,170
	141	4,050	812	...	5,274	.	229	660	11,025	59	11,084	346
	377	1,724	241	...	1,710	..	68	51	3,794	18	3,812	10,158
	30,520	2,04,776	35,151	3,043	70,237	-22	2,804	6,467	3,22,456	797	3,23,253	7,04,853
	871	23,350	5,584	1,795	9,494	.	423	703	41,389	120	41,509	-7,622
	87	676	589	98	5,458	.	76	1	6,938	56	6,994	-3,214
	21	235	214	...	2,029	.	27	...	2,505	20	2,525	-234

## STATEMENT

Name of Work.	REVENUE (ACTUAL RECEIPTS).										Revenue Establish Direction
	Irrigation.			Navigation.	Planta- tions.	Water- power.	Miscel- laneous.	Total.	Refunds of Revenue.	Gross revenue less refunds.	
	Water rate dir- ectly paid.	Share of Land Rev- enue.	Total.								
1	2	3	4	5	6	7	8	9	10	11	12
WORKS FOR WHICH CAPITAL ACCOUNTS ARE KEPT—concl.	Rs.	Rs.	Rs.	Rs.	Rs.	Rs.	Rs.	Rs.	Rs.	Rs.	Rs.
UNPRODUCTIVE—concl.											
Works in operation—concl.											
36 Savli Tank ..	5,403	...	5,403	.	...	...	995	6,398	..	6,398	528
37 Chankapur Tank ..	37,415	...	37,415	..	238	...	872	38,525	..	38,525	31,245
38 Sahast Tank..	176	..	176	..	...	...	820	996	..	996	508
39 Godavari Canals ..	5,83,386	..	5,83,386	23	1,538	..	20,727	6,05,674	2,012	6,03,662	1,82,149
40 Futelao Tank.	546	...	546	..	...	...	40	586	..	586	217
41 Dharma Canals.	3,401	—2,392	1,009	.	...	...	39	1,048	43	1,005	2,350
42 Nira Right Bank Canal.	1,04,322	...	1,04,322	..	...	...	2,654	1,06,976	6	1,06,970	1,08,839
43 Pravara River Works ..	5,92,860	76	5,92,936	.	2,704	..	12,196	6,07,836	7,774	6,00,062	1,84,354
Total, Unproductive.	29,39,721	11,338	29,51,059	1,093	16,571	14,313	3,24,131	33,07,167	23,976	32,93,191	8,75,115
Grand Total.	29,44,471	21,148	29,65,619	1,093	16,571	14,313	3,24,143	33,21,739	23,976	32,97,763	8,78,093

I-C—concl'd.

WORKING EXPENSES.											
Management.		Maintenance and Repairs							Indirect Charges.	Grand Total, Working Expenses	Net Revenue.
ment.	Total, Revenue Management.	Establishment.	Works	Repairs.	Sundries.	Tools and Plant.	Plantations.	Total, Cost of Maintenance.			
Civil Officers											
13	14	15	16	17	18	19	20	21	22	23	24
Rs.	Rs.	Rs.	Rs.	Rs.	Rs.	Rs.	Rs.	Rs.	Rs.	Rs.	Rs.
162	690	528	514	4,499	..	68	....	6,299	50	6,349	49
1,122	32,367	7,747	256	16,022	..	586	357	57,335	166	57,501	-18,976
5	513	508	...	4,825	..	65	....	5,911	48	5,959	-4,963
17,566	1,99,715	41,551	1,956	84,753	-46	3,146	2,555	3,33,630	893	3,34,523	2,69,139
16	233	217	...	2,062	.	28	...	2,540	21	2,561	-1,975
-137	2,213	174	...	54	..	63	....	2,504	1	2,505	-1,500
6,193	1,15,032	24,761	10,035	75,435	-1,376	1,960	3,764	2,29,611	892	2,30,503	-1,23,533
17,803	2,02,157	42,406	723	87,941	-284	3,232	3,024	3,39,199	917	3,40,116	2,59,946
98,296	9,73,411	1,98,371	32,796	5,44,896	-1,324	18,294	20,257	17,86,701	5,979	17,92,680	14,90,511
99,420	9,77,513	1,98,695	34,267	5,45,692	-1,324	18,383	20,257	17,93,484	6,002	17,99,486	14,98,277

J. A. M. WILSON,  
Deputy Accountant General.

**STATEMENT**  
*Statement showing the Financial Results of Irrigation, Navigation,  
 Sind for, and up to*

1	2	GENERAL FINANCIAL RESULTS TO END OF						
		Mileage in operation.		5	6a	6b	7	8
		3	4					
Serial Number.	Name of work.	Main canals and branches.	Distributaries.	Estimated cost of construction (direct and indirect).	Date of completion of work.	Date when system first came into operation.	Total capital outlay (direct and indirect).	Accumulated arrears of interest.
		Miles	Miles.	Rs	Date	Date.	Rs.	Rs.
<b>A—IRRIGATION WORKS.</b>								
<b>PRODUCTIVE.</b>								
1	Gadikeri Tank..	..	1 50	16,918	1881-82	1882-83	16,918	..
2	Mavinkop do. ..	..	2 79	33,504	1881-82	1882-83	33,504	..
3	Shabada Channel ..	20 52	1 16	1,07,547	1921-22	1922-23	1,07,547	2,480
	<b>Total, Productive ..</b>	<b>20 52</b>	<b>5 45</b>	<b>1,57,969</b>	<b>..</b>	<b>..</b>	<b>1,57,969</b>	<b>2,480</b>
<b>UNPRODUCTIVE.</b>								
4	Kasurdi Tank ..	..	1 75	45,590	1877-78	1869-70	45,590	1,18,740
5	Chukhi Tank ..	6 50	..	57,442	1882-83	1870-71	57,442	1,12,688
6	Hathmati and Khari Cut Canals	60 00	82 50	13,18,729	1883-84	1873-74	13,18,729	12,83,718
7	Dambal Tank ..	..	3 27	63,980	1885-86	1880-81	63,980	77,139
8	Medleri do. ..	..	5 64	81,392	1885-86	1884-85	81,392	1,59,647
9	Hariala do. ..	39 00	75 00	73,382	1886-87	1872-73	73,382	79,063
10	Mhaswa do ..	..	7 00	1,38,956	1886-87	1877-78	1,38,956	2,59,551
11	Madas do. ..	9 00	..	1,67,598	1888-89	1866-67	1,67,598	3,60,460
12	Asundi do. ..	..	4 86	74,995	1889-90	1884-85	74,995	1,14,150
13	Ekruk do. ..	48 00	1 68	13,40,386	1890-91	1872-73	13,40,386	7,55,061
14	Muchkundi Tank .	5 50	2 25	1,58,707	1890-91	1884-85	1,58,707	2,50,940
15	Bhadalwadi do. ..	..	9 75	2,27,422	1890-91	1881-82	2,27,422	3,35,476
16	Bhatodi Tank ..	4 50	4 62	3,79,707	1891-92	1871-72	3,79,707	7,19,513
17	Koregaon do ..	3 75	..	39,189	1891-92	1868-69	39,189	95,563
18	Krishna Canal ..	63 87	..	9,52,000	1891-92	1869-70	9,49,807	5,16,972
19	Upper Man River Works ..	17 50	6 50	4,39,286	1891-92	1872-73	4,39,286	8,52,850
20	Mamu Tank ..	9 25	7 58	4,96,330	1891-92	1875-76	4,96,330	7,44,672
21	Ashti Tank ..	27 50	3 15	8,41,708	1892-93	1881-82	8,41,708	11,09,898
22	Revani Canal ..	10 25	..	59,811	1892-93	1865-66	59,811	52,619
23	Shirsuphal Tank .	..	12 50	2,24,568	1892-93	1879-80	2,24,568	3,87,799
24	Lower Panjhra River Works .	..	45 00	4,68,621	1894-95	1851-52	4,68,621	4,78,398
25	Yerla River Irrigation Works..	33 33	4 00	7,81,503	1895-96	1869-70	7,81,508	13,27,768
26	Parsul Tank ..	..	4 75	2,18,946	1895-96	1889-90	2,4,995	2,66,771
27	Mutha Canals including Matoba Tank ..	88 00	84 00	66,97,168	1896-97	1874-75	65,52,201	38,93,686

## II-C.

*Embankment and Drainage Works in the Bombay Presidency excluding the end of 1928-29.*

1928-29.		FINANCIAL RESULTS OF THE YEAR 1928-29.									
Accumulated surplus revenues.	Total sum-at-charge (column 7 + column 8).	Gross receipts (direct and indirect)	Working expenses (direct and indirect).	Net Revenue.	Percentage on capital outlay, column 7.	Percentage on sum-at-charge, column 10.	Interest	Net profit	Net loss.	Area irrigated	Percentage of working expenses to receipts (column 12 to column 11).
9	10	11	12	13	14	15	16	17	18	19	20
Rs.	Rs.	Rs.	Rs.	Rs.	Per cent.	Per cent.	Rs.	Rs.	Rs.	Acres	Per cent.
55,046	16,918	2,356	380	1,976	11.68	11.68	544	1,432	..	407	16.13
14,621	35,984	1,297	279	1,018	3.04	2.83	1,004	14	..	412	21.51
	1,07,547	10,919	6,147	4,772	4.44	4.44	4,179	593	..	1,480	56.30
69,667	1,60,449	14,572	6,806	7,766	4.92	4.84	5,727	2,039	..	2,299	46.70
..	1,64,330	4,242	1,409	2,833	6.21	1.72	1,357	1,476	..	54	33.22
..	1,70,130	2,725	2,079	646	1.12	0.38	1,789	..	1,143	245	76.29
..	26,02,447	67,137	37,841	29,296	2.22	1.13	41,409	..	12,113	13,222	56.36
..	1,41,619	1,783	727	1,056	1.65	0.75	2,023	..	967	629	40.77
..	2,41,039	1,102	1,108	-6	..	..	2,605	..	2,611	92	100.54
..	1,52,445	924	923	1	..	..	1,594	..	1,593	72	99.89
..	3,98,507	2,116	1,856	260	0.19	0.07	4,282	..	4,022	215	87.71
..	5,28,058	3,037	2,118	919	0.55	0.17	5,362	..	4,443	427	69.76
..	1,89,145	1,314	1,349	-35	..	..	2,020	..	2,055	274	102.66
..	20,95,447	1,28,550	26,510	1,02,040	7.61	4.87	40,837	61,203	..	3,947	20.62
..	4,09,647	113	1,670	-1,557	..	..	4,663	..	6,220	57	1,477.87
..	5,62,898	9,567	4,401	5,166	2.27	0.92	7,087	..	1,521	18	46.00
..	10,99,290	8,716	4,965	3,751	0.99	0.34	11,725	..	7,976	943	56.96
..	1,34,752	2,105	1,933	172	0.44	0.13	1,261	..	1,089	498	91.83
..	14,66,779	71,441	30,118	41,323	4.35	2.82	29,975	11,348	..	4,847	42.16
..	12,92,136	6,829	7,241	-412	..	..	13,827	..	14,239	1,376	106.03
..	12,41,002	8,438	5,228	3,210	0.65	0.26	15,822	..	12,612	1,705	61.96
..	19,51,606	24,812	13,114	11,698	1.39	0.60	25,468	..	13,770	4,116	52.85
..	1,12,430	3,021	2,766	255	0.43	0.23	1,888	..	1,633	778	91.56
..	6,12,367	5,110	28,144	-23,034	..	..	7,056	..	30,090	546	550.76
..	9,47,019	28,191	6,524	21,667	4.62	2.28	14,810	6,857	..	4,219	23.14
..	21,09,276	20,845	68,719	-47,874	..	..	24,799	..	22,673	3,912	329.67
..	4,81,766	7,865	2,264	5,601	2.61	1.16	6,917	..	1,316	1,318	28.79
..	1,04,45,887	3,02,269	1,37,281	1,64,988	2.52	1.58	2,07,951	..	42,963	14,782	45.42

## STATEMENT

1 Serial Number	2 Name of work	GENERAL FINANCIAL RESULTS TO END OF						
		Mileage in operation.		5 Estimated cost of construction (direct and indirect)	6a Date of completion of work	6b Date when system first came into operation.	7 Total capital outlay (direct and indirect).	8 Accumulated arrears of interest
		3 Main canals and branches.	4 Distributaries.					
	A—IRRIGATION WORKS —concd. UNPRODUCTIVE—concd.	Miles	Miles	Rs.	Date	Date.	Rs.	Rs.
28	Gokak Canal, First Section and Storage Works ..	16 13	35 43	14,66,167	1896-97	1884-85	14,66,167	4,55,351
29	Mhaswad Tank ..	66 25	43 36	20,96,016	1900-01	1884-85	20,96,016	26,77,672
30	Jamda Canals ..	..	5 50	10,51,360	1901-02	1870-71	10,51,360	25,27,638
31	Pathri Tank ..	4 66	3 33	6,42,846	1901-02	1906-07	6,42,846	4,69,941
32	Victoria do. ..	..	..	4,61,003	Under construction.		66,549	48,951
33	Budhhal do. ..	..	..	14,54,620	Do.	do.	5,11,886	3,99,030
34	Nira Left Bank Canal and Shetphal Tank ..	100 25	145 54	1,03,15,215	1905-06	1885-86	1,21,34,386	...
35	Kadwa River Works ..	24 12	13 92	10,35,876	1907-08	1868-69	10,35,876	13,95,108
36	Wangrol Tank ..	17 26	..	2,93,295	1908-09	1904-05	2,93,295	2,47,383
37	Tranza Nagrama Tanks ..	7 60	..	2,80,635	1909-10	1904-05	2,80,635	2,49,093
38	Savli Tank ..	8 35	1 32	2,55,210	1909-10	1908-09	2,55,210	2,42,551
39	Chankspur Tank ..	18 61	20 80	20,56,431	1909-10	1909-10	20,56,431	15,32,639
40	Sahyat do. ..	9 25	1 79	1,84,029	1911-12	1910-11	1,84,029	2,62,482
41	Suka River ..	..	..	..	Not completed	Under construction.	15,524	8,951
42	Godavari Canals ..	122 00	112 00	1,04,70,890	1915-16	1911-12	1,03,11,878	31,74,798
43	Futelao Tank ..	3 99	..	1,16,461	1916-17	1915-16	1,16,461	72,344
44	Dharma Canal ..	19 00	12 00	97,832	1921-22	1913-14	97,832	97,625
45	Gokak Canal Survey ..	..	..	67,865	Not completed	Under construction.	1,03,509	34,009
46	Nira Right Bank Canal ..	105 50	148 50	5,83,07,259	Not completed	1924-25	3,74,32,199	1,48,80,814
47	Pravara River Works ..	115 12	148 37	1,50,07,468	1926-27	1909-10	1,50,07,468	71,51,137
48	Gokak Canal, Second Section.	..	..	1,91,995	Work in abeyance.		1,90,284	3,37,427
	Total, Unproductive ..	1,064 04	1,057 66	12,11,99,944	..	..	10,05,96,151	5,06,18,656
	Grand Total ..	1,084 56	1,063 11	12,13,57,913	..	..	10,07,54,120	5,06,21,136

II-C—concl'd.

1928-29.		FINANCIAL RESULTS OF THE YEAR 1928-29.									
9	10	11	12	13	14	15	16	17	18	19	20
Accumulated revenues.	Total sum-at-charge (column 7 + column 8).	Gross receipts (direct and indirect).	Working expenses (direct and indirect).	Net Revenue.	Percentage on capital outlay, column 7	Percentage on sum-at-charge, column 10.	Interest.	Net profit	Net loss.	Area irrigated	Percentage of working expenses to receipts (column 12 to column 11)
Rs.	Rs.	Rs.	Rs.	Rs.	Per cent.	Per cent.	Rs.	Rs.	Rs.	Acres.	Per cent.
	19,21,518	75,405	13,542	61,863	4.23	3.22	47,661	14,202	..	9,747	17.96
	47,73,688	43,826	19,656	24,170	1.15	0.51	66,688	..	42,518	5,999	44.85
	35,78,998	11,430	11,084	346	0.03	0.01	33,498	..	33,152	924	96.97
	11,12,787	14,010	3,812	10,198	1.59	0.91	20,876	..	10,678	1,050	27.21
	1,15,500	..	..	..	..	..	2,245	..	2,245	..	..
	9,10,916	..	..	..	..	..	16,451	..	16,451	..	..
1,14,389	1,21,84,386	10,28,106	3,23,253	7,04,853	5.78	5.78	4,92,647	2,12,206	..	67,999	31.44
..	24,30,984	33,887	41,509	-7,622	..	..	32,400	..	40,022	2,653	122.20
..	5,40,678	3,780	6,914	-3,214	..	..	8,138	..	11,352	523	185.03
..	5,29,728	2,291	2,525	-234	..	..	7,915	..	8,149	..	110.21
..	4,97,761	6,398	6,349	49	0.02	0.01	7,787	..	7,738	1,006	99.23
..	35,89,070	38,525	57,501	-18,976	..	..	69,159	..	88,135	5,134	146.66
..	4,46,511	956	5,959	-4,963	..	..	5,269	..	10,232	268	598.29
..	24,475	..	..	..	..	..	503	..	503	..	..
..	1,34,86,676	6,03,662	3,34,523	2,69,139	2.61	2.00	3,32,194	..	63,055	25,828	55.41
..	1,88,805	586	2,561	-1,975	..	..	3,570	..	5,545	94	437.03
..	1,95,457	1,005	2,505	-1,500	..	..	3,384	..	4,884	5,663	249.25
..	1,37,518	..	..	..	..	..	5,348	..	5,348	..	..
..	5,23,13,013	1,06,970	2,30,503	-1,23,533	..	..	17,14,275	..	18,37,808	14,168	215.48
..	2,21,58,605	6,00,062	3,40,116	2,59,946	1.73	1.34	6,27,333	..	3,67,387	32,032	56.68
..	5,27,711	..	..	..	..	..	5,863	..	5,863	..	..
1,14,389	15,12,14,807	32,83,191	17,92,680	14,90,511	1.48	0.99	39,79,733	..	24,89,222	2,31,380	54.63
1,84,056	15,13,75,256	32,97,763	17,99,486	14,98,277	1.49	0.99	39,85,460	..	24,87,183	2,33,679	54.57

J. A. M. WILSON,  
Deputy Accountant General.



STATEMENT  
*Demands and Realizations during the*

	Irrigation Works.  1	Balance of demands unrealized at commencement of year (b).  2	Demands of	
			Rabi, 1927-1928.  3	Kharif, 1928-1929.  4
	WORKS FOR WHICH CAPITAL ACCOUNTS ARE KEPT.	Rs.	Rs.	Rs.
	PRODUCTIVE.			
	<i>Works in operation.</i>			
1	Gadikeri Tank .. .. .	....	....	....
2	Mavinkop Tank .. .. .	....	....	....
3	Shahada Channel .. .. .	68	3,949	854
	Total, Productive ..	68	3,949	854
	UNPRODUCTIVE.			
	<i>Works in operation.</i>			
4	Kasurdi Tank .. .. .	....	68	1
5	Chikhi Canal .. .. .	697	832	460
6	Hathmati and Khari Cut Canals ..	96,078	14,001	63,329
7	Dambal Tank .. .. .	1,033	1,684	117
8	Medleri Tank .. .. .	157	72	685
9	Hartala Tank .. .. .	13	66	28
10	Mhaswa Tank .. .. .	99	428	33
11	Madag Tank .. .. .	1,398	592	1,152
12	Asundi Tank .. .. .	209	426	144
13	Ekruk Tank .. .. .	17,312	15,010	8,688
14	Muchkundi Tank .. .. .	10	77	22
15	Bhadalwadi Tank .. .. .	1,566	8,123	13
16	Bhatodi Tank .. .. .	2,072	1,693	953
17	Koregaon Tank .. .. .	....	1,924	114

## III-C.

## Year 1928-1929 in Deccan and Gujarat.

the year (a)		Total including balance at commencement of year.	Deduct—Remissions not including Cash Refunds.	Net Total.	Deduct—Amount unrealised at close of year.	Actual realizations of the year. (c)
Miscellaneous Receipts.	Total.					
5	6	7	8	9	10	11
Rs.	Rs.	Rs.	Rs.	Rs.	Rs.	Rs.
....	....	....	....	....	....	....
....	....	....	....	....	....	....
12	4,815	4,883	....	4,883	121	4,762
12	4,815	4,883	....	4,883	121	4,762
4,173	4,242	4,242	....	4,242	....	4,242
736	2,028	2,725	...	2,725	....	2,725
7,628	84,958	1,81,036	236	1,80,800	1,13,663	67,137
764	2,565	3,598	....	3,598	2,731	867
277	1,034	1,191	....	1,191	89	1,102
819	913	926	....	926	....	926
1,589	2,050	2,149	....	2,149	25	2,124
1,066	2,810	4,208	193	4,015	978	3,037
109	679	888	....	888	260	628
1,02,039	1,25,737	1,43,049	....	1,43,049	14,499	1,28,550
4	103	113	....	113	....	113
416	8,552	10,118	....	10,118	551	9,567
1,706	4,352	6,424	....	6,424	139	6,285
67	2,105	2,105	....	2,105	....	2,105

## STATEMENT

Irrigation Works	Balance of demands unrealized at commencement of year (b).	Demands of	
		Rabi, 1927-1928.	Kharif, 1928-1929.
1	2	3	4
	Rs.	Rs.	Rs.
<b>WORKS FOR WHICH CAPITAL ACCOUNTS ARE KEPT—contd.</b>			
<b>UNPRODUCTIVE—contd.</b>			
<i>Works in operation—contd.</i>			
18 Krishna Canal .. .. .	64,170	6,907	56,380
19 Upper Man River Works .. .. .	712	5,185	1,467
20 Maini Tank .. .. .	1,229	6,387	674
21 Ashti Tank .. .. .	8,681	12,404	9,616
22 Rewari Canal .. .. .	91	2,437	554
23 Shirsuphal Tank .. .. .	1,618	3,136	2,093
24 Lower Panjhra River Works .. .. .	2,019	(d) 7,341	(d) 7,698
25 Yerla River Irrigation Works .. .. .	1,080	18,785	565
26 Parsul Tank .. .. .	2,690	5,565	3,802
27 Mutha Canals including Matoba Tank .. .. .	1,45,984	28,411	2,16,042
28 Gokak Canal First Section and Storage Works .. .. .	13,598	19,727	44,344
29 Mhaswad Tank .. .. .	18,609	32,876	23,740
30 Jamda Canals .. .. .	1,014	3,186	2,745
31 Pathri Tank .. .. .	....	4,257	1,517
32 Nira Left Bank Canal and Shetphal Tank .. .. .	3,42,062	2,26,025	6,92,173
33 Kadwa River Works .. .. .	7,309	20,118	26,022
34 Wangroli Tank .. .. .	3,759	862	1,860
35 Tranza Nagrama Tanks .. .. .	458	134	....
36 Savli Tank .. .. .	4,253	....	4,072
37 Chankapur Tank .. .. .	8,295	29,974	22,660
38 Sahyat Tank .. .. .	113	....	457
39 Godavari Canals .. .. .	5,64,214	45,343	4,19,613

## III-C—contd

the year (a).		Total including balance at commencement of year.	Deduct—Remissions not including Cash Refunds.	Net Total.	Deduct—Amount unrealised at close of year.	Actual realizations of the year (c).
Miscellaneous Receipts.	Total.					
5	6	7	8	9	10	11
Rs.	Rs.	Rs.	Rs.	Rs.	Rs.	Rs.
902	64,189	1,28,359	10	1,28,349	56,908	71,441
74	6,726	7,438	....	7,438	609	6,829
162	7,223	8,452	12	8,440	—8	8,448
5,095	27,115	35,796	...	35,796	10,972	24,824
230	3,221	3,312	....	3,312	291	3,021
516	5,745	7,363	146	7,217	2,027	5,190
2,722	17,761	19,780	....	19,750	543	19,237
526	19,876	20,956	....	20,956	85	20,871
194	9,561	12,251	....	12,251	4,386	7,865
1,30,602	3,75,055	5,21,039	48	5,20,991	1,49,658	3,71,333 E—69,066
20,122	84,193	97,791	58	97,733	21,971	75,762
4,470	61,086	79,695	133	79,562	23,015	56,547
6,781	12,712	13,726	....	13,726	2,243	11,483
8,837	14,611	14,611	....	14,611	601	14,010
9,613	9,27,811	12,69,873	201	12,69,672	2,40,801	10,28,871
4,293	50,433	57,742	17	57,725	24,396	33,329
880	3,602	7,361	....	7,361	3,581	3,780
1,825	1,959	2,417	....	2,417	126	2,291
995	5,067	9,320	3	9,317	2,919	6,398
1,110	53,744	62,039	15	62,024	23,499	38,525
820	1,277	1,390	....	1,390	394	996
20,461	4,85,417	10,49,631	14,644	10,34,987	4,29,313	6,05,674

## STATEMENT

Irrigation Works. 1	Balance of demands unrealized at commencement of year (b). 2	Demands of	
		Rabi, 1927-28. 3	Kharif, 1928-29. 4
	Rs.	Rs.	Rs.
<b>WORKS FOR WHICH CAPITAL ACCOUNTS ARE KEPT—concl'd.</b>			
<b>UNPRODUCTIVE—concl'd.</b>			
<i>Works in operation—concl'd</i>			
40 Futelao Tank .. .. .	45	489	124
41 Dharma Canal .. .. .	5,053	....	2,902
42 Nira Right Bank Canal .. .. .	85,961	1,23,237	22,586
43 Pravara River Works .. .. .	4,55,478	66,446	5,02,986
<b>Total, Unproductive ..</b>	<b>18,59,139</b>	<b>7,14,228</b>	<b>21,42,431</b>
<b>Grand Total ..</b>	<b>18,59,207</b>	<b>7,18,177</b>	<b>21,43,285</b>

(a) Excluding irrigation share  
(b) Correct balances now  
(c) Exclusive of "Refunds of  
(d) Inclusive of assessment as  
(e) Writeback of erroneous

## III-C—concl.

the year (a).		Total including balance at commencement of year.	Deduct—Remissions not including Cash Refunds.	Net Total.	Deduct—Amount unrealized at close of year.	Actual realizations of the year (c).
Miscellaneous Receipts.	Total.					
5	6	7	8	9	10	11
Rs.	Rs.	Rs.	Rs.	Rs.	Rs.	Rs.
40	653	698	....	698	112	586
39	2,941	7,994	273	7,721	4,281	3,440
2,654	1,48,477	2,34,438	....	2,34,438	1,27,462	1,06,976
14,921	5,84,353	10,39,831	239	10,39,592	4,31,832	6,07,760
3,60,277	32,16,936	50,76,075	16,228	50,59,847	16,94,952	32,95,829
3,60,289	32,21,751	50,80,958	16,228	50,64,730	16,95,073	33,00,591

of Land Revenue.  
reported by the District officers in Canal Returns Nos. XI and XII.  
Revenue and "Indirect Revenue"  
shown in Canal Return No. XIV  
credits in previous year.

J. A. M. WILSON.  
Deputy Accountant General,

## STATEMENT

Statement showing the Financial Results of Irrigation Works  
assessment of the year. Principal results and

Irrigation Works.	Capital out- lay (direct and indirect) to end of year.	REVENUE			
		Direct			
		Occupier's rate.	Owner's rate.	Planta- tions.	
1	2	3	4	5	
<b>A.—IRRIGATION WORKS.</b>					
<b>PRODUCTIVE.</b>					
1	Gadikeri Tank .. ..	16,918	....	..	..
2	Mavinkop do. .. ..	33,504	....	..	..
3	Shahada Channel .. ..	1,07,547	2,475	..	..
	<b>Total, Productive ..</b>	<b>1,57,969</b>	<b>2,475</b>	<b>..</b>	<b>..</b>
<b>UNPRODUCTIVE.</b>					
4	Kasurdi Tank .. ..	45,590	249	..	..
5	Chikhli Canal .. ..	57,442	1,202	..	..
6	Hathmati and Khari Cut Canals ..	13,18,729	70,803	..	32
7	Dambal Tank .. ..	63,980	2,297	..	..
8	Medleri do. .. ..	81,392	725	..	..
9	Hartala Tank .. ..	73,382	310	..	..
10	Mhaswa do. .. ..	1,38,956	694	..	241
11	Madag do. .. ..	1,67,598	2,017	..	..
12	Asundi do. .. ..	74,995	372	..	..
13	Ekruk do. .. ..	13,40,386	23,326	..	..
14	Muchkundi do. .. ..	1,58,707	247	..	..
15	Bhedalwadi do. .. ..	2,27,422	71	..	..

(a) No percentage is calculated as the net

## IV-C.

*in Deccan and Gujarat for the year 1928-29, based on the operations for the year ended 31st March 1929.*

ASSESSED DURING THE YEAR.								
assessed Revenue.				Indirect Revenue (Land Revenue due to operation of Canal).	Grand Total.	Working expenses, direct and indirect.	Net assessed Revenue of the year.	Percentage on Capital outlay to end of year.
Water-power.	Naviga-tion.	Miscella-neous.	Total.					
6	7	8	9	10	11	12	13	14
Rs.	Rs.	Rs.	Rs.	Rs.	Rs.	Rs.	Rs.	
..	.	..	..	2,356	2,356	380	1,976	11·68
..	..	..	..	1,297	1,297	279	1,018	3·04
..	..	12	2,487	6,157	8,644	6,147	2,497	2 32
..	..	12	2,487	9,810	12,297	6,806	5,491	3·47
..	..	4,173	4,422	...	4,422	1,409	3,013	6·61
..	..	736	1,938	...	1,938	2,079	-141	(a)
..	..	7,596	78,431	...	78,431	37,841	40,590	3·08
..	..	764	3,061	916	3,977	727	3,250	5·08
..	..	277	1,002	...	1,002	1,108	-106	(a)
..	..	819	1,129	...	1,129	923	206	0·28
..	..	1,348	2,283	...	2,283	1,856	427	0·31
..	..	1,066	3,083	...	3,083	2,118	965	0·57
..	..	109	481	686	1,167	1,349	-182	(a)
..	..	1,02,039	1,25,365	...	1,25,365	26,510	98,855	7·37
..	..	4	251	...	251	1,670	-1,419	(a)
..	..	416	487	...	487	4,401	-3,914	(a)

revenue against the work is a minus figure.



## STATEMENT

Irrigation Works.	Capital out- lay (direct and indirect) to end of year.	REVENUE			
		Direct			
		Occupier's rate.	Owner's rate.	Planta- tions.	
1	2	3	4	5	
A.—IRRIGATION WORKS— <i>contd.</i>	Rs.	Rs.	Rs.	Rs.	
UNPRODUCTIVE— <i>contd.</i>					
16 Bhatodi Tank .. ..	3,79,707	4,503	..	56	
17 Koregaon Tank .. ..	39,189	2,426	..	..	
18 Krishna Canal .. ..	9,49,807	62,303	..	..	
19 Upper Man River Works .. ..	4,39,286	6,233	..	..	
20 Maini Tank .. ..	4,96,330	6,568	..	..	
21 Ashti Tank .. ..	8,41,708	21,748	..	3,794	
22 Rewari Canal .. ..	59,811	3,602	..	..	
23 Shirsuphal Tank .. ..	2,24,568	3,758	..	..	
24 Lower Panjhra River Works .. ..	4,68,621	12,748	..	39	
25 Yerla River Irrigation Works .. ..	7,81,508	18,317	..	..	
26 Parsul Tank .. ..	2,14,995	9,076	..	..	
27 Mutha Canals including Matoba Tank .. ..	65,52,201	2,41,409	..	..	
28 Gokak Canal, First Section, and Storage Works .. ..	14,66,167	66,220	..	..	
29 Mhaswad Tank .. ..	20,96,016	45,695	..	91	
30 Jamda Canals .. ..	10,51,360	4,473	..	5,638	
31 Pathri Tank .. ..	6,42,846	5,260	..	..	
32 Nira Left Bank Canal and Shetphal Tank .. ..	1,21,84,386	9,10,174	..	535	
33 Kadwa River Works .. ..	10,35,876	46,263	..	1,665	
34 Wangroli Tank .. ..	2,93,295	2,532	..	..	
35 Tranza Nagrama Tanks .. ..	2,80,635	....	..	..	
36 Savli Tank .. ..	2,55,210	4,070	..	..	

(a) No percentage is calculated as the net

## IV-C—contd.

ASSESSED DURING THE YEAR.								
assessed Revenue.				Indirect Revenue (Land Revenue due to operation of Canal).	Grand Total.	Working expenses, direct and indirect.	Net assessed Revenue of the year.	Percentage on Capital outlay to end of year.
Water-power.	Naviga-tion.	Miscella-neous.	Total.					
6	7	8	9	10	11	12	13	14
Rs.	Rs.	Rs.	Rs.	Rs.	Rs.	Rs.	Rs.	
..	..	1,650	6,209	2,431	8,640	4,965	3,675	0·97
..	..	67	2,493	...	2,493	1,933	560	1·43
..	..	902	63,205	...	63,205	30,118	33,087	3·48
..	..	74	6,307	...	6,307	7,241	-934	(a)
..	..	162	6,730	...	6,730	5,228	1,502	0·30
..	..	1,301	26,843	...	26,843	13,114	13,729	1·63
..	..	230	3,832	...	3,832	2,766	1,066	1·78
..	..	516	4,274	...	4,274	28,144	-23,870	(a)
..	..	2,683	15,470	8,954	24,424	6,524	17,900	3·82
..	..	526	18,843	...	18,843	68,719	-49,876	(a)
..	..	194	9,270	...	9,270	2,264	7,006	3·26
..	1,070	1,29,532	3,72,011	73	3,72,084	1,37,281	2,34,803	3·58
-14,313	..	5,809	86,342	...	86,342	13,542	72,800	4·97
..	..	4,379	50,165	...	50,165	19,656	30,509	1·46
..	..	1,143	11,254	...	11,254	11,084	-170	0·02
..	..	8,837	14,097	...	14,097	3,812	10,285	1·60
..	..	9,078	9,19,787	...	9,19,787	3,23,253	5,96,534	4·90
..	..	2,628	50,556	594	51,150	41,509	9,641	0·93
..	..	880	3,412	...	3,412	6,994	-3,582	(a)
..	..	1,825	1,825	...	1,825	2,525	-700	(a)
..	..	995	5,065	...	5,065	6,349	-1,284	(a)

Revenue against the work is a minus figure.

## STATEMENT

Irrigation Works.	Capital outlay (direct and indirect) to end of year.	REVENUE		
		Direct		
		Occupier's rate.	Owner's rate	Plantations.
1	2	3	4	5
A.—IRRIGATION WORKS— <i>concl.</i>	Rs.	Rs.	Rs.	Rs.
UNPRODUCTIVE— <i>concl.</i>				
37 Chankapur Tank .. ..	20,56,431	47,228	..	238
38 Sahiat do. .. ..	1,84,029	1,101	..	..
39 Godavari Canals .. ..	1,03,11,878	4,56,334	..	1,538
40 Futelao Tank .. ..	1,16,461	357	..	..
41 Dharma Canal .. ..	97,832	2,903	..	..
42 Nira Right Bank Canal .. ..	3,74,32,199	1,25,768	..	..
43 Pravara River Works .. ..	1,50,07,468	5,62,000	..	2,704
Total, Unproductive ..	9,97,08,399	27,75,382	..	16,571
Grand Total ..	9,98,66,368	27,77,857	..	16,571

(a) No percentage is calculated as the net

## IV-C—concl'd.

ASSESSED DURING THE YEAR.								
assessed Revenue				Indirect Revenue (Land Revenue due to operation of Canal)	Grand Total.	Working expenses, direct and indirect.	Net assessed Revenue of the year.	Percentage on Capital outlay to end of year.
Water-power.	Naviga-tion.	Miscella-neous.	Total					
6	7	8	9	10	11	12	13	14
Rs.	Rs.	Rs.	Rs.	Rs.	Rs.	Rs.	Rs.	
.	..	872	48,338	...	48,338	57,501	-9,163	(a)
..	..	820	1,921	...	1,921	5,959	-4,038	(a)
..	23	18,900	4,76,795	...	4,76,795	3,34,523	1,42,272	1.38
..	..	40	397	...	397	2,561	-2,164	(a)
..	..	39	2,942	-2,392	550	2,505	-1,955	(a)
..	..	2,654	1,28,422	...	1,28,422	2,30,503	-1,02,081	(a)
..	..	12,217	5,76,921	76	5,76,997	3,40,116	2,36,881	1.58
14,313	1,093	3,28,300	31,35,659	11,338	31,46,997	17,92,680	13,54,317	1.36
14,313	1,093	3,28,312	31,38,146	21,148	31,59,294	17,99,486	13,59,808	1.36

revenue against the work is a minus figure.

J. A. M. WILSON,  
Deputy Accountant General.

## STATEMENT

## Statement of Area irrigated by Irrigation Works in the Bombay

No.	Name of work.	Area irrigated in acres.					Double cropped.	
		Kharif.	Rabi.	Total.	Flow.	Lift.	Area irrigated.	Percentage of total area.
1	2	3	4	5	6	7	8	9
	<b>WORKS FOR WHICH CAPITAL AND REVENUE ACCOUNTS ARE KEPT.</b>						Acres.	
	<b>PRODUCTIVE.</b>							
1	Gadkeri Tank .. .. .	*407	..	*407	*407	..	..	..
2	Mavinkop Tank .. .. .	*412	..	*412	*412	..	..	..
3	Shabada Channel .. .. .	{ *528 172	{ *716 286	{ *1,244 458	{ *1,244 458	..	236	13.87
	<b>Total, Productive</b> ..	{ 172 *1,347	{ 286 *716	{ 458 *2,063	{ 458 *2,063	..	236	9.36
	<b>UNPRODUCTIVE.</b>							
4	Kasurdi Tank .. .. .	1	53	54	54	..	..	..
5	Chikhli Canal .. .. .	153	92	245	234	11	..	..
6	Hathmati and Khar Cut Canals	{ *1,046 *49,573	{ 2,010 593	{ 3,056 10,166	{ 3,028 9,711	{ 28 455	..	..
7	Dambal Tank .. .. .	{ 10 *143	{ 475 ..	{ 485 *143	{ 485 *143	..	..	..
8	Medleri Tank .. .. .	84	8	92	92	..	..	..
9	Hartala Tank .. .. .	6	66	72	72	..	..	..
10	Mhaswa Tank .. .. .	4	211	215	215	..	..	..
11	Madag Tank .. .. .	257	170	427	427	..	..	..
12	Asundi Tank .. .. .	53 {	{ 32 *190	{ 85 *190	{ 82 *190	3	..	..
13	Ekrak Tank .. .. .	1,185	2,762	3,947	3,868	79	..	..
14	Machkundi Tank .. .. .	22	35	57	57	..	..	..
15	Bhadaliwadi Tank .. .. .	{ (2) 3	{ (14) 15	18	18	..	..	..
16	Bhatodi Tank .. .. .	256	687	943	934	9	..	..
17	Koregaon Tank .. .. .	16	482	498	498	..	..	..
18	Krishna Canal .. .. .	3,753	1,094	4,847	4,154	693	130	2.68
19	Upper Man River Works .. .. .	298	1,078	1,376	1,371	5	..	..
20	Maini Tank .. .. .	321	1,384	1,705	1,674	31	..	..
21	Ashti Tank .. .. .	1,150	2,966	4,116	4,107	9	..	..
22	Revari Canal .. .. .	106	671	777	776	1	..	..

I-E.

## Presidency, excluding Sind, during the year 1928-29.

Average discharges, cubic feet per second				Area irrigated per cubic foot per second.				Base to which the duties of water are calculated.	
At Head.		Utilized.		Discharged at Head.		Utilized.		Kharif	Rabi.
Kharif.	Rabi.	Kharif.	Rabi.	Kharif.	Rabi.	Kharif.	Rabi.		
10	11	12	13	14	15	16	17	18	19
				Acres.	Acres.	Acres.	Acres.		
0.78	1.37	0.78	..	521.80	..	521.80	..	16th January to 15th October.	16th October to 15th January.
1.51	0.09	1.51	..	272.85	..	272.85	..	Do.	Do.
1.31	3.77	1.31	3.77	534	265	534	265	15th June to 14th October.	15th October to 14th February.
..	..	..	..	..	..	..	..		
..	..	..	..	..	..	..	..	15th June to 14th October.	15th October to 14th February.
2.31	5.41	2.31	5.41	66	17	66	17	16th February to 15th October.	16th October to 15th February.
{ 134	64	154	64	7.80	31.40	19.37	31.40	} 15th June to 15th November.	16th November to 14th February.
{ 73	14	73	14	131.13	42.36	131.13	42.36		
1.21	7.37	1.21	7.37	201.65	64.67	201.65	64.67	16th January to 15th October.	16th October to 15th January.
3.19	4.12	3.19	4.12	26.33	1.94	26.33	1.94	Do.	Do.
..	0.16	..	0.16	..	412.5	..	412.5	15th February to 14th October.	15th October to 14th February.
0.25	2.30	0.25	2.30	15.74	93.9	15.74	93.9	Do.	Do.
8.16	9.94	8.16	9.94	31.49	17.10	31.49	17.10	16th January to 15th October.	16th October to 15th January.
1.76	4.70	1.76	4.70	30.11	47.23	30.11	47.23	Do.	Do.
6.44	22.89	1.62	17.69	184	146	731	189	15th February to 14th October.	15th October to 14th February.
..	..	..	..	..	..	..	..	Do.	Do.
(j) 6	(j) 3	(j) 6	(j) 3	0.33	4	0.33	4	15th June to 14th October.	Do.
0.50	1.65	0.50	1.65	512	416.36	512	416.36	Do.	Do.
..	3.49	..	3.49	..	143	..	143	15th February to 14th October.	Do.
42.02	62.00	42.02	62.00	124	69	124	69	16th February to 15th October.	16th October to 15th February.
0.59	2.22	0.59	2.22	505	486	505	486	Do.	Do.
4.68	14.73	4.68	14.73	68	94	68	94	Do.	Do.
5.48	18.36	5.48	18.36	210	222	210	222	15th February to 14th October.	15th October to 14th February.
0.45	0.92	0.45	0.92	235	729	235	729	16th February to 15th October.	16th October to 15th February.

## STATEMENT

No.	Name of work	Area irrigated in acres					Double cropped.		
		Kharif.	Rabi	Total	Flow.	Lift.	Area irrigated.	Percentage of total area.	
1	2	3	4	5	6	7	8	9	
	WORKS FOR WHICH CAPITAL AND REVENUE ACCOUNTS ARE KEPT— <i>contd.</i> UNPRODUCTIVE— <i>contd.</i>						Acres		
23	Shirsuphal Tank ..	{ (239) 251 }	{ (272) 296 }	547	547	..	..	..	
24	Lower Panjhra River Works ..	{ *1,183 224 }	{ *657 805 }	{ *1,840 1,029 }	{ *1,840 1,029 }	..	571	19.9	
25	Yerla River Irrigation Works ..	137	3,775	3,912	3,876	36	..	..	
26	Paraul Tank ..	{ (338) 706 }	{ (201) 612 }	1,318	1,318	..	114	8.65	
27	{ Mutha Canals ..	{ (9,105) 9,888 }	{ (5,931) 1,108 }	{ **29 10,996 }	10,826	170	190	0.17	
	{ Matoba Tank ..	{ (1,538) 886 }	{ (2,390) 1,856 }	2,742	2,742	..	..	..	
28	Gokak Canal, First Section and Storage Works.	6,254	3,493	9,747	9,311	436	..	..	
29	Mhaswad Tank ..	{ (3,071) 3,623 }	{ (2,068) 2,376 }	5,999	5,999	..	..	..	
30	Jamda Canals ..	384	540	924	924	..	..	..	
31	Pathri Tank ..	215	835	1,050	1,016	34	..	..	
32	{ Nira Left Bank Canal ..	{ (27,537) 37,868 }	{ (47,990) 24,206 }	62,074	61,703	371	5,064	8.16	
	{ Shetphal Tank ..	{ (3,683) 4,251 }	{ (4,473) 1,674 }	5,925	5,924	1	530	8.95	
33	Kadwa River Works	Waghad Tank ..	..	..	..	..	..	..	
		Palkhed Canal ..	{ (292) 534 }	{ (347) 597 }	1,131	1,120	11	49	4.33
		Ojhar-Tambat Canals ..	{ (233) 425 }	{ (254) 385 }	810	810	..	64	7.90
		Wadali Canal ..	{ (236) 377 }	{ (350) 340 }	717	716	1	7	0.98
34	Wangrohi Tank ..	364	160	524	519	5	..	..	
35	Tranza-Nagrama Tanks ..	..	..	..	..	..	..	..	
36	Savi Tank ..	1,006	..	1,006	1,006	..	..	..	
37	Chankapur Tank— Girna Left Bank Canal ..	{ (1,080) 2,499 }	{ (2,683) 2,635 }	5,134	5,122	12	300	5.84	
38	Sahut Tank ..	114	154	268	268	..	..	..	
	{ Lake Beale—Darna Dam ..	180	177	357	..	357	..	..	
39	{ Godavari Right Bank Canal ..	{ (10,163) 12,832 }	{ (11,318) 2,865 }	15,697	15,697	..	762	4.85	
	{ Godavari Left Bank Canal ..	{ (6,170) 8,153 }	{ (6,858) 1,622 }	9,775	9,775	..	641	6.56	
40	Futela Tank ..	17	78	95	95	..	..	..	
41	Dharma Canal ..	{ 436 *5,227 }	..	436	436	{ *5,227 *5,227 }	..	..	

I-E—contd.

Average discharges cubic feet per second.				Area irrigated per cubic foot per second.				Base to which the duties of water are calculated	
At Head.		Utilized		Discharged at Head		Utilized		Kharif.	Rabi.
Kharif.	Rabi.	Kharif	Rabi	Kharif.	Rabi	Kharif	Rabi.		
10	11	12	13	14	15	16	17	18	19
				Acres	Acres	Acres	Acres		
(j) 5	(j) 5	(j) 5	(j) 5	48	54	48	54	15th June to 14th October.	15th October to 14th February.
2 51	0 94	2 51	0 94	560	1,555	560	1,555	Do.	Do.
2 88	23 16	2 88	23 16	47	162	47	162	16th February to 15th October.	16th October to 15th February.
1	3	1	3	(j) 338	(j) 201	(j) 338	(j) 201	15th June to 14th October.	15th October to 14th February.
186	122	(h)	(h)	(i) 49	(i) 48	(h)	(h)	15th February to 14th October.	Do
8	14	8	14	192	170	192	170	15th June to 14th October	Do
38 87	28 51	38 87	28 51	160 89	122 51	160 89	122 51	15th February to 14th October.	Do
41	63	41	63	(c) 75	(c) 33	(c) 75	(c) 33	Do.	Do.
22 32	41 32	22 32	41 32	17 20	18 70	17 20	18 70	Do.	Do.
0 80	5 39	0 80	5 39	269	195	269	195	Do.	Do
(b) 395	443	(b) 358	418	70	108	77	115	Do	Do.
41	36	41	36	(g) 90	(g) 124	90	124	Do.	Do.
..	..	..	..	..	..	..	..		
11	19	11	19	(e) 27	18	(c) 27	18	15th June to 14th October	Do.
5	9	5	9	(c) 47	28	(c) 47	28		
5	7	5	7	(c) 47	50	(e) 47	50		
31 98	5 77	31 98	5 77	11 35	28 00	11 35	28 00	15th June to 14th November.	15th November to 14th February.
..	..	..	..	..	..	..	..	Do.	Do.
71 46	..	71 46	..	14 07	..	14 07	..	Do.	Do
24	47	24	47	(c) 45	(c) 57	(c) 45	(c) 45	15th June to 14th October.	15th October to 14th February.
7 86	14 17	7 86	14 17	14 54	10 56	14 54	10 56	15th June to 14th November.	15th November to 14th February.
..	..	..	..	..	..	..	..		
174	201	174	201	(a) 58	(a) 56	(a) 58	(e) 56	15th February to 14th October.	15th October to 14th February
94	90	94	90	(a) 66	(a) 76	(e) 66	(e) 76		
7 66	2 63	7 66	2 63	2 15	29 47	2 15	29 47	15th June to 14th November	15th November to 14th February
60 79	35 65	60 79	..	93 15	..	93 15	..	16th January to 15th October.	16th October to 15th January.



## STATEMENT

No.	Name of work.	Area irrigated in acres.					Double cropped	
		Kharif.	Rabi	Total	Flow.	Lift.	Area irrigated	Percentage of total area.
1	2	3	4	5	6	7	8	9
	<b>WORKS FOR WHICH CAPITAL AND REVENUE ACCOUNTS ARE KEPT—<i>conold</i></b>							
	<b>UNPRODUCTIVE—<i>conold</i></b>							
42	Nira Right Bank Canal .. .. .	{ (2,487) 2,668	(9,775) 11,500	14,168	14,168	..	74	0.50
43	{ Pravara River Works— Pravara Right Bank Canal .. .. .	{ (5,198) 6,266	(6,872) 2,863	9,131	9,131	..	270	2.96
	{ Pravara Left Bank Canal .. .. .	{ (15,847) 18,724	(17,109) 4,177	22,901	22,901	..	130	0.57
	Total Unproductive .. .. .	{ 137,579 *6,553	84,015 *847	221,594 *7,400 **29	218,836 *7,400	2,758	8,896	3.88
	Grand Total, Productive and Unproductive.	{ 137,751 *7,900	84,301 *1,563	222,052 *9,463 **29	219,294 *9,463	2,758	9,132	3.94

Note—The bold figures in brackets represent areas actually irrigated during the respective seasons and the duties have during the rabi season are assessed in Kharif papers and *pice versa*. In the rabi season in addition to pure rabi crops the rabi areas

Note by the Superintending Engineer, Central Circle.—

As perennial and eight months crops are irrigated during the rabi season, in order to obtain the figures of duty for the the rabi season are added to areas of rabi in column 4 and the total so obtained is divided by figures of rabi discharges

(b) The difference between the discharges "At head" and "utilized" is due to canal water having been let into

(c) Low duties are due to scattered nature of irrigation.

(e) The duties on the Godavari and Pravara canals are low and divergent as the proportion of sugarcane and other The low duties on the Pravara canals are due to the fact that irrigation is yet under development, and partly due to

(g) The high duties on the Shetpal Tank are due to concentration of irrigation on a small channel

(h) Figures of "utilized" discharge are not available as the quantity let into the Matoba tank could not be accurately

(i) The low duties are due to high proportion of sugarcane and other perennials to the seasonal crops and also to domestic purposes to the Poona City and Cantonment and also for industrial purposes.

(j) There was no discharge from these tanks in the hot weather season. Even during the monsoon and rabi seasons days on which the channels were in flow has therefore been taken for purposes of calculating average discharge and

(f) Due to good monsoon and rabi rains there was no demand for the small supply the tank held and only one or two

\* Area under consolidated assessment.

† Includes 102 acres of hot season.

‡ 80 cusecs were supplied to Kharif Cut Canal through Bhojwa channel and Bokh feeder for irrigation.

\*\* This represents area indirectly irrigated by underground percolation from the Mutha Left Bank Canal.

‡ Includes 640 acres for hot season

|| The discharge utilized from the Nira Right Bank Canal is too small as more water was let down in the Canal distributaries and surplus water let off at escapes.

## I-E—concl'd.

Average discharges, cubic feet per second.				Area irrigated per cubic foot per second				Base to which the duties of water are calculated	
At Head		Utilized.		Discharged at Head		Utilized.		Kharif	Rabi
Kharif.	Rabi.	Kharif	Rabi.	Kharif.	Rabi.	Kharif.	Rabi.		
10	11	12	13	14	15	16	17	18	19
				Acres.	Acres	Acres	Acres		
164	280			15	35			15th February to 14th October.	15th October to 14th February.
74	68	74	68	70	103	70	103	Do.	Do.
269	294	269	294	58	58	58	58	Do	Do
..	..	..	..	..	..	..	..		
..	..	..	..	..	..	..	..		

been calculated on these figures. They differ from those in Statement IV-E owing to the fact that certain areas irrigated perennial and eight-months crops are irrigated. To obtain correct duties therefore these crops have to be added to

rabi season in columns 15 and 17 the areas of perennial and eight months crops given in Statement "G" irrigated in in columns 11 and 13. The figures in columns 15 and 17 thus represent areas actually irrigated per cusec. Shetphal tank and run to waste through scouring sluices.

perennial crops to the seasonal crops is low and divergent

large proportion of crops being sugarcane which is scattered over a large tract thus increasing the losses in canals

measured.

excessive percolation in the case of the Mutha canals. Besides a large quantity of water was supplied for drinking and

there is no discharge from these tanks for days together due to rainfall and other causes. The actual number of duties

waterings were issued to a very small area. Hence the high duties.

than required to keep the minimum depth of 3' to 3'5' throughout the length of the canal for drawing up in

## STATEMENT

Statement showing Incidence of Working Expenses and Assessed Water  
the year

No	Name of work	Average discharge of the year at canal Head in cubic feet per second	Water-rate assessed.				
			Occupier's.	Owner's.	Total Direct	Indirect.	Total Direct and Indirect.
WORKS FOR WHICH CAPITAL AND REVENUE ACCOUNTS ARE KEPT			Rs.	Rs	Rs	Rs	Rs
PRODUCTIVE							
1	Gadikeri Tank	0.76		..		2,356	2,356
2	Mavinkop do	0.12		..		1,297	1,297
3	Shahada Channel	2.13	2,475	..	2,475	6,157	8,632
Total, Productive		..	2,475	..	2,475	9,810	12,285
UNPRODUCTIVE							
4	Kasurdi Tank		249	..	249	..	249
5	Chikhli Canal	3.35	1,202	..	1,202	..	1,202
6	Hathmati Canal and Khari Cut Canals	{ 152 40 }	70,803	..	70,803	..	70,803
7	Dambal Tank	2.82	2,297	..	2,297	916	3,213
8	Medleri do.	3.42	725	..	725	..	725
9	Hartala do.	0.06	310	..	310	..	310
10	Mhasva do.	0.94	694	..	694	..	694
11	Madag do.	8.60	2,017	..	2,017	..	2,017
12	Asundi do.	2.50	372	..	372	686	1,058
13	Ekruk do.	11.99	23,326	..	23,326	..	23,326
14	Muchkundi Tank	..	247	..	247	..	247
15	Bhadalvadi do.	0.40	71	..	71	..	71
16	Bhatodi do.	0.64	4,503	..	4,503	2,431	6,934
17	Koregaon do.	1.18	2,426	..	2,426	..	2,426
18	Krishna Canal	48.73	62,303	..	62,303	..	62,303
19	Upper Man River Works	1.13	6,233	..	6,233	..	6,233
20	Maini Tank	6.47	6,568	..	6,568	..	6,568
21	Ashti do.	9.80	21,748	..	21,748	..	21,748
22	Revari Canal	0.61	3,602	..	3,602	..	3,602
23	Shirruphal Tank	1.08	3,758	..	3,758	..	3,758
24	Lower Panjra River Works	1.99	12,748	..	12,748	8,954	21,702
25	Yerla River Irrigation Works	9.64	18,317	..	18,317	..	18,317
26	Parsul Tank	2	9,076	..	9,076	..	9,076

† The water let into the Hathmati Canal and passed down the Bhurwa channel and Bokh feeder

\* Area under

11-E.

*Revenue on Canals in the Bombay Presidency, excluding Sind, during 1928-29.*

Gross assessed Revenue from all sources.	Working Expenses Direct and Indirect	Area irrigated during the year.	Working Expenses.			Occupier's Rate.		Total water-rate, Direct and Indirect.	
			Per cent. on Gross Revenue.	Per acre irrigated	Per cubic foot per second of discharge at canal Head	Per acre irrigated	Per cubic foot per second of discharge at canal Head.	Per acre irrigated.	Per cubic foot per second of discharge at canal Head
Rs.	Rs	Acres		Rs.	Rs	Rs.	Rs.	Rs.	Rs
2,356	380	407*	16·13	0 93	500	..	..	5 79	3,100
1,297	279	412*	21 51	0 68	2,325	..	..	3 15	10,808
8,644	6,147	{ 458 1,244*	71·11	3 61	2,885	5 40	1,162	5·07	4,052
12,297	6,806	{ 458 2,053*	55 35	2 70	..	5 40	..	4·87	..
4,422	1,409	54	31 86	26·09	..	4·61	..	4 61	..
1,936	2,079	245	107·28	8·49	620	4 91	358	4 91	358
8,431	37,841	13,222	48·25	2·86	411	5·35	769	5·35	769
3,977	727	{ 485 143*	18 28	1·16	257	4 74	815	5 12	1,139
1,002	1,108	92	110·58	12·04	324	7·88	212	7·88	212
1,129	923	72	81 75	12 82	15,383	4 31	5,150	4 31	5,150
2,283	1,856	215	81·30	8 63	1,974	3 23	738	3 23	738
3,083	2,118	427	68·70	4 96	246	4·72	234	4·72	234
1,167	1,349	{ 85 190*	115·60	4 91	539	4·38	149	3 85	423
1,25,365	26,510	3,947	21·14	6·72	2,211	5·91	1,945	5 91	1,945
251	1,670	57	665·34	29·30	..	4·37	..	4·33	..
487	4,401	18	903·70	244·5	11,002	3·94	175	3·94	175
8,640	4,965	943	57·47	5·27	7,757	4·78	6,992	7·35	10,767
2,493	1,933	498	77·54	3·88	1,638	4 87	2,056	4 87	2,056
63,205	30,118	4,847	47 65	6·21	618	12·85	1,278	12·85	1,278
6,307	7,241	1,376	114 81	5·26	6,407	4·53	5,515	4·53	5,515
6,730	5,228	1,705	77·68	3·07	808	3·85	1,015	3·85	1,015
26,843	13,114	4,116	48 85	3 19	1,338	5·28	2,219	5 28	2,219
3,832	2,766	777	72·18	3·56	4,534	4·64	5,905	4·64	5,905
4,274	28,141	547	658 49	51·45	26,059	6·87	3,478	6·87	3,478
24,424	6,524	{ 1,029 1,840*	26 71	2·27	3,278	12·38	6,374	7·56	10,351
18,843	68,719	3,912	364 69	17·57	7,128	4·68	1,900	4 68	1,900
9,270	2,264	1,318	24·42	1·72	1,132	6·89	4,538	6 89	4,538

consolidated assessment, to Kharicut Canal is excluded from this to show correct percentages in subsequent columns

## STATEMENT

No	Name of work.	Average discharge of the year at canal Head in cubic feet per second	Water-rate assessed				
			Occupier's.	Owner's	Total Direct	Indirect.	Total Direct and Indirect
WORKS FOR WHICH CAPITAL AND REVENUE ACCOUNTS ARE KEPT— <i>concd</i>			Rs.	Rs.	Rs.	Rs.	Rs.
UNPRODUCTIVE— <i>concd</i> .							
27	Mutha Canals and Matoba Tank .. ..	165 7	2,41,409	..	2,41,409	73	2,41,482
28	Gokak Canal, 1st Section and Storage Works.	23 07	66,220	..	66,220	..	66,220
29	Mhaswad Tank .. ..	48	45,695	..	45,695	..	45,695
30	Jamda Canals .. ..	28 70	4,473	..	4,473	..	4,473
31	Pethri Tank .. ..	2 09	5,260	..	5,260	..	5,260
32	Nira Left Bank Canal and Shetphal Tank .. ..	366 31	9,10,174	..	9,10,174	..	9,10,174
33	Kadwa River Works { Washad Tank Palkhed Canal, Oihar-Tambat Canal, Wadali Canal..	.. 16 6 5	46,263	..	46,263	594	46,857
34	Wangroli Tank .. ..	37 75	2,532	..	2,532	..	2,532
35	Tranza Nagrama Tanks .. ..	..	..	..	..	..	..
36	Savli Tank .. ..	71 46	4,070	..	4,070	..	4,070
37	Chankapur Tank—Gurna Left Bank Canal.	36	47,228	..	47,228	..	47,228
38	Sahyat Tank .. ..	22 03	1,101	..	1,101	..	1,101
39	{ Lake Beale—Darna Dam.. Godavari Right Bank Canal Godavari Left Bank Canal	.. 183 93	4,56,334	..	4,56,334	..	4,56,334
40	Futelao Tank .. ..	10 29	357	..	357	..	357
41	Dharma Canal .. ..	54 48	2,903	..	2,903	— 2,392	511
42	Nira Right Bank Canal .. ..	203	1,25,768	..	1,25,768	..	1,25,768
43	Pravara River Works { Pravara Right Bank Canal.. Pravara Left Bank Canal..	72 277	5,62,000	..	5,62,000	76	5,62,076
	Total, Unproductive .. ..	..	27,75,382	..	27,75,382	11,338	27,86,720
	Grand Total .. ..	..	27,77,857	..	27,77,857	21,148	27,99,005

\* This represents area indirectly irrigated by  
† Area under

## II-E—concl'd.

Gross assessed Revenue from all sources	Working Expenses Direct and Indirect.	Area irrigated during the year	Working Expenses.			Occupier's Rate.		Total water-rate, Direct and Indirect	
			Per cent on Gross Revenue.	Per acre irrigated	Per cubic foot per second of discharge at canal Head	Per acre irrigated	Per cubic foot per second of discharge at canal Head	Per acre irrigated.	Per cubic foot per second of discharge at canal Head
Rs.	Rs.	Acres.		Rs.	Rs.	Rs.	Rs.	Rs.	Rs.
3,72,084	1,37,281	{ 13,735 29* }	36 90	9 99	832	17 57	1,404	17 53	1,405
86,342	13,542	9,747	15 68	1 39	587	6 79	2,870	6 79	2,870
50,165	19,656	5,999	39 18	3 28	409	7 62	952	7 62	952
11,254	11,084	924	98 49	11 995	386	4 84	156	4 84	156
14,097	3,812	1,050	27 04	3 63	1,823	5 01	2,517	5 01	2,517
9,19,787	3,23,253	67,999	35 14	4 75	814	13 39	2,292	13 39	2,292
51,150	41,509	{ 1,131 810 717 }	81 15	15 62	1,537	17 41	1,713	17 63	1,735
3,412	6,994	524	204 98	13 35	185	4 83	67	4 83	67
1,825	2,525	..	138 36	..	..	..	..	..	..
5,065	6,349	1,006	125 35	6 31	88	4 05	57	4 05	57
48,338	57,501	5,134	118 91	11 20	1,597	9 20	1,312	9 20	1,312
1,921	5,959	268	310 20	22 24	270	4 11	50	4 11	50
4,76,795	3,34,523	{ 357 15,697 9,775 }	70 16	12 95	1,211	17 67	1,653	17 67	1,653
397	2,561	95	645 09	26 96	248	3 76	35	3 76	35
550	2,505	{ 436 5,227† }	455 45	0 44	45	6 66	53	0 09	9
1,28,422	2,30,503	14,168	179 49	16 27	1,135	8 88	620	8 88	620
5,76,997	3,40,116	{ 9,131 22,901 }	58 95	10 62	974	17 54	1,610	17 55	1,610
31,46,997	17,92,680	{ 2,21,594 7,400† 29* }	56 96	7 82	.	12 52	..	12 17	..
31,59,294	17,99,486	{ 2,22,052 9,463† 29* }	56 96	7 77	.	12 51	..	12 09	..

underground percolation from the Mutha Left Bank Canal.  
consolidated assessment



## STATEMENT III-E—contd.

	1		2		3		4		5	
	Gadikeri Tank.		Mavinkop Tank.		Shahada Channel		Kasurdi Tank		Chikhli Canal	
	Area irrigated.	Estimated value.	Area irrigated	Estimated value.	Area irrigated.	Estimated value.	Area irrigated.	Estimated value.	Area irrigated.	Estimated value
	Acres.	Rs.	Acres.	Rs.	Acres.	Rs.	Acres	Rs	Acres.	Rs
Condi- ments. {	Chilly and Onions ..	..	..	..	..	..	..	..	37	4,440
	Garlic, Turmeric and Metha ..	..	..	..	..	95	3,181	..	32	6,144
Miscellaneous ..	..	..	..	..	125	..	..	..	..	..
Land insufficiently irrigated ..	..	..	..	..	..	..	..	..	..	..
Land assessed but not irrigated ..	..	..	..	..	6	..	..	..	47	..
Area of water taken out of turn, waste of water and other penalties ..	..	..	..	..	..	..	4	..	42	..
Total ..	..	..	..	..	458	38,280	54	2,520	245	29,547
Area on which consolidated assessment is levied ..	407	22,070	412	22,812	1,244	38,724	..	..	..	..





## STATEMENT III-E—contd.

	6 Hathmati and Khari Cut Canals		7 Dambal Tank.		8 Medleri Tank		9 Hurtala Tank.		10 Mhasva Tank	
	Area irrigated.	Esti- mated value.	Area irri- gated	Esti- mated- value	Area irri- gated.	Esti- mated value.	Area irri- gated.	Esti- mated value.	Area irri- gated.	Esti- mated value.
	Acres.	Rs.	Acres.	Rs.	Acres.	Rs.	Acres.	Rs.	Acres.	Rs.
Condi- ments {	Chilly and Onions..	..	..	..	10	2,000	7	520	.	..
	Garlic, Turmeric and Methi..	..	..	61	923	..	..	..	..	..
Miscellaneous	..	..	..	..	..	..	..	..	..	..
Land insufficiently irrigated	..	..	..	..	..	..	..	..	..	..
Land assessed but not irrigated	..	..	..	..	..	..	8	..	17	..
Area of water taken out of turn, waste of water and other penalties	..	..	..	..	..	..	..	..	..	..
Total ..	13,222	7,55,125	485	18,540	92	7,820	72	775	215	5,442
Area on which con- solidated assessment is levied	..	..	143	5,760	..	..	..	..	..	..



## STATEMENT III-E—contd.

	11		12		13		14		15		
	Madag Tank.		Asundi Tank.		Ekruk Tank.		Muchkundi Tank		Bhadalyadi Tank.		
	Area irrigated.	Estimated value.	Area irrigated.	Estimated value.	Area irrigated.	Estimated value.	Area irrigated	Estimated value.	Area irrigated.	Estimated value.	
	Acres	Rs.	Acres.	Rs.	Acres.	Rs.	Acres.	Rs.	Acres.	Rs.	
Condi- ments. {	Chilly and Onions	..	..	62	11,400	..	..	..	..	1	40
	Garlic, Turmeric and Metha ..	140	6,800	6	550	.	..	..	..	..	..
Miscellaneous	..	40	..	..	..	..	..	..	..	..	
Land insufficiently irrigated	..	..	..	..	..	..	..	..	..	..	
Land assessed but not irrigated	..	..	..	.	24	.	..	..	..	.	
Area of water taken out of turn, waste of water and other penalties	..	..	..	..	..	..	..	..	3	..	
Total	427	18,000	85	12,600	3,947	2,98 480	57	1,250	18	820	
Area on which consolidated assessment is levied	..	..	190	5,630	..	..	..	..	..	..	







## STATEMENT III-E—contd.

	21		22		23		24		25		
	Aahu Tank.		Revari Canal.		Shirsuphal Tank		Lower Panjhra River Works.		Yeria River Irrigation Works.		
	Area irrigated.	Estimated value.	Area irrigated.	Estimated value.	Area irrigated.	Estimated value.	Area irrigated.	Estimated value.	Area irrigated.	Estimated value.	
	Acres.	Rs.	Acres.	Rs.	Acres.	Rs.	Acres.	Rs.	Acres.	Rs.	
Crops—	Chilly and Onions..	4	130	16	4,800	3	120	14	370	28	1,700
	Garlic, Turmeric and Methi..	..	..	10	3,000	..	..	9	194	2	600
Miscellaneous ..	135	4,305	1	..	..	..	3	..	..	..	
Land insufficiently irrigated ..	..	..	..	..	4	..	..	..	..	..	
Land assessed but not irrigated ..	56	..	7	..	..	..	2	..	7	..	
Area of water taken out of turn, waste of water and other penalties ..	..	..	128	..	32	..	..	..	411	..	
<b>Total ..</b>	<b>4,116</b>	<b>1,53,446</b>	<b>777</b>	<b>44,457</b>	<b>547</b>	<b>42,160</b>	<b>1,029</b>	<b>44,743</b>	<b>3,912</b>	<b>2,07,550</b>	
Area on which consolidated assessment is levied ..	..	..	..	..	..	..	1,840	72,165	..	..	



## STATEMENT III-E—contd.

	26		27		28		29		30	
	Persul Tank.		Mutha Canals including Matoba Tank		Gokak Canal 1st Section and Storage Works.		Mhaswad Tank.		Jamda Canals.	
	Area irrigated.	Estimated value.	Area irrigated.	Estimated value.	Area irrigated.	Estimated value.	Area irrigated.	Estimated value.	Area irrigated.	Estimated value.
	Acres.	Rs.	Acres.	Rs.	Acres.	Rs.	Acres.	Rs.	Acres.	Rs.
Gardens and Orchards. { Vegetables.	2	100	595	1,78,500	19	200	12	292	13	248
{ Fruits and other trees ..	22	2,200	1,277	3,86,100	93	13,950	57	4,101	226	67,237
Sugarcane ..	3	900	2,772	20,58,860	293	31,000	70	10,057	77	28,841
{ Wheat ..	266	26,600	560	54,200	58	2,320	165	4,862	347	17,052
{ Barley ..	..	..	..	..	..	..	5	99	..	..
{ Rice ..	..	..	334	38,825	30	1,200	25	1,139	3	163
{ Maize ..	..	..	45	2,270	3,577	1,07,310	81	2,864	2	29
Cereals { Jowar ..	1	40	1,537	1,27,120	2,165	34,640	1,428	59,113	3	120
{ Chino, Ragi, Rala, Wara ..	..	..	..	..	183	3,660	6	68	..	..
{ Bajra ..	115	11,500	2,027	1,36,040	80	1,200	157	4,698	..	..
{ Miscellaneous ..	..	..	..	..	..	..	..	..	..	..
{ Gram, Udid, Mug ..	245	12,250	101	7,205	228	4,560	180	6,167	83	4,211
Pulses .. { Tur ..	..	..	3	300	111	1,665	2	45	..	..
{ Peas ..	..	..	..	..	..	..	..	..	7	135
{ Groundnut ..	38	5,700	459	63,925	363	12,705	1,737	51,110	26	458
{ Miscellaneous ..	..	..	..	..	..	..	..	..	..	..
Fodder Crops { Fodder ..	53	2,650	327	32,480	..	..	49	1,082	1	22
{ Lucerne, etc. ..	12	1,200	351	1,73,300	..	..	..	..	..	..
Fibres .. { Cotton ..	138	27,600	26	5,200	1,495	59,575	1,151	82,277	..	..
{ Tana (Hemp) ..	..	..	37	1,850	110	1,320	..	..	..	..
Dyes ..	..	..	..	..	..	..	..	..	..	..
Drugs and Narcotics. { Tobacco ..	..	..	57	21,900	8	800	1	78	1	205
{ Bhang ..	..	..	..	..	..	..	..	..	..	..
Oilseeds { Mustard, Sesam. ..	..	..	3	375	..	..	..	..	..	..
{ Linseed, Castor-oil ..	..	..	6	750	..	..	..	..	..	..

## STATEMENT III-E—contd.

	26		27		28		29		30	
	Parsul Tank.		Mutha Canals including Matoba Tank		Gokak Canal 1st Section and Storage Works.		Mhaswad Tank.		Jamda Canals.	
	Area irrigated.	Estimated value	Area irrigated.	Estimated value.	Area irrigated.	Estimated value.	Area irrigated.	Estimated value.	Area irrigated.	Estimated value.
	Acres.	Rs.	Acres.	Rs.	Acres.	Rs.	Acres.	Rs.	Acres.	Rs.
Condi- ments. { Chilly and Onions.	15	1,500	217	32,550	934	56,040	13	372	45	6,603
{ Garlic, Turmeric and Methu.	..	..	5	625	..	..	..	..	7	159
Miscellaneous ..	..	..	129	1,450	..	..	..	..	..	..
Land insufficiently irrigated ..	..	..	782	..	..	..	..	..	..	..
Land assessed but not irrigated ..	393	..	1,056	..	..	..	854	..	83	..
Area of water taken out of turn, waste of water and other penalties ..	15	..	160	..	..	..	6	..	..	..
<b>Total ..</b>	<b>1,318</b>	<b>92,240</b>	<b>13,767</b>	<b>33,23,325</b>	<b>9,747</b>	<b>3,32,145</b>	<b>5,999</b>	<b>2,28,424</b>	<b>924</b>	<b>11,25,483</b>
Area on which consolidated assessment is levied ..	..	..	..	..	..	..	..	..	..	..

\*Area of short period adsals already valued last year.

†This represents area indirectly irrigated by underground percolation from the Mutha Left Bank canal.

## STATEMENT III-E—contd.

	31		32		33—Kadva River Works.						
	Pathri Tank.		Nira Left Bank Canal including Shephal Tank.		Palkhed Canal.		Ojhar Tambat Canal.		Wadali Canal.		
	Area irrigated.	Estimated value.	Area irrigated.	Estimated value.	Area irrigated.	Estimated value.	Area irrigated.	Estimated value.	Area irrigated.	Estimated value.	
	Acres.	Rs.	Acres.	Rs.	Acres.	Rs.	Acres.	Rs.	Acres.	Rs.	
Gardens and Orchards.	Vegetables.	..	..	..	..	36	2,666	30	2,162	23	1,400
	Fruits and other trees	..	..	560	1,68,000	3	450	3	486	4	600
Sugarcane	..	..	..	7,864	66,84,400	97	46,056	62	31,000	26	13,000
				4,194							
				3,050	2,28,750	79	4,642	21	1,236	63	3,780
Cereals..	Wheat	24	770	3,050	2,28,750	79	4,642	21	1,236	63	3,780
	Barley	..	..	..	..	45	3,343	..	..	..	..
	Rice	4	128	..	..	1	30	1	51	1	100
	Maize	..	..	15,289	12,64,450	6	919	2	300	1	30
	Jowar	700	28,015	23,750	14,25,000	..	..	..	..	1	150
		Chino, Ragi, Rala, Wara	..	..	..	..	..	..	..	..	..
		Bajri	..	..	..	..	2	124	18	1,268	2
	Miscellaneous	..	..	..	..	..	..	..	..	..	
Pulses..	Gram, Udid, Mug	99	3,176	1,650	66,000	35	1,671	10	502	19	950
	Tur	..	..	340	20,400	..	..	..	..	..	..
	Peas	..	..	..	..	..	..	1	30	..	..
	Groundnut	207	10,325	4,500	3,60,000	43	3,225	65	4,875	70	5,250
		Miscellaneous	..	..	..	..	..	..	..	..	..
Fodder Crops.	Fodder	..	..	290	11,600	4	299	5	750	16	2,400
	Lucerne, etc.	..	..	60	9,600	20	2,000	16	1,600	7	700
Fibres..	Cotton	..	..	8,500	10,20,000	..	..	..	..	..	..
	T <sub>a</sub> (Hemp)	..	..	200	12,000	1	50	9	450	..	..
Dyes	..	..	..	..	..	..	..	..	..	..	
Drugs and Narcotics.	Tobacco	..	..	30	3,000	..	..	..	..	1	150
	Bhang	..	..	..	..	..	..	..	..	..	..
Oilseeds	Mustard, Sesam	..	..	..	..	..	..	..	..	..	..
	Linseed, Castor oil	..	..	..	..	..	..	1	80	..	..

## STATEMENT III-E—contd.

	31		32		33—Kadva River Works.						
	Pathri Tank.		Nira Left Bank Canal including Shephal Tank		Palkhed Canal.		Ojhar Tambat Canal.		Wadali Canal.		
	Area irrigated.	Estimated value.	Area irrigated.	Estimated value.	Area irrigated.	Estimated value.	Area irrigated.	Estimated value.	Area irrigated.	Estimated value.	
	Acres.	Rs.	Acres.	Rs.	Acres.	Rs.	Acres.	Rs.	Acres.	Rs.	
Condi- ments.	Chilly and Onions.	1	62	590	56,000	83	8,308	48	5,000	157	15,700
	Garlic, Turmeric and Methi ..	15	1,180	..	..	..	..	..	..	..	..
Miscellaneous ..	..	..	..	..	..	..	..	..	..	..	
Land insufficiently irrigated ..	..	..	5,712	..	..	..	..	..	..	..	
Land assessed but not irrigated ..	..	..	1,510	..	672	..	518	..	326	..	
Area of water taken out of turn, waste of water and other penalties ..	..	..	..	..	4	..	..	..	..	..	
Total ..	1,050	43,662	67,999	1,03,29,200	1,131	73,775	810	49,790	717	44,350	
Area on which consolidated assessment is levied ..	..	..	..	..	..	..	..	..	..	..	

\* Area of short period Adsali already valued last year.

† Total for all cereals except wheat and jowar.

## STATEMENT III-E—contd.

		33—Kadva River Works—contd.		34		35		36		37	
		Waghbad Tank.		Wangroli Tank.		Tranz. Nagrama Tanks.		Savli Tank		Chankapur Tank.	
		Area irrigated.	Estimated value.	Area irrigated.	Estimated value.	Area irrigated.	Estimated value.	Area irrigated.	Estimated value.	Area irrigated.	Estimated value.
		Acres.	Rs.	Acres.	Rs.	Acres.	Rs.	Acres.	Rs.	Acres.	Rs.
Gardens and Orchards.	Vegetables ..	..	..	..	..	..	..	..	..	7	479
	Fruits and other trees ..	..	..	..	..	..	..	..	..	12	1,200
Sugarcane ..	..	..	..	..	..	..	..	..	..	203	60,900
Cereals.	Wheat ..	..	..	16	1,600	..	..	..	..	1,191	10,353
	Barley ..	..	..	..	..	..	..	..	..	..	..
	Rice ..	..	..	306	24,480	..	..	989	98,900	2	109
	Maize ..	..	..	..	..	..	..	..	..	26	1,204
	Jowar ..	..	..	..	..	..	..	..	..	14	598
	Chino, Ragi, Rala, Wara ..	..	..	1	30	..	..	..	..	..	..
	Bajri ..	..	..	..	..	..	..	..	..	232	17,981
Miscellaneous ..	..	..	..	..	..	..	..	..	..	..	
Pulses ..	Gram, Udid, Mug ..	..	..	59	3,540	..	..	..	..	1,002	38,815
	Tur ..	..	..	..	..	..	..	..	..	..	..
	Pesa ..	..	..	..	..	..	..	..	..	..	..
	Groundnut ..	..	..	..	..	..	..	..	..	156	21,939
	Miscellaneous ..	..	..	..	..	..	..	..	..	..	..
Fodder Crops	Fodder ..	..	..	11	550	..	..	..	..	48	2,508
	Lucerne, etc. ..	..	..	..	..	..	..	..	..	21	2,100
Fibres ..	Cotton ..	..	..	1	150	..	..	..	..	415	36,155
	Taag (Hemp) ..	..	..	..	..	..	..	..	..	..	..
Dyes ..	..	..	..	..	..	..	..	..	..	..	..
Drugs and Narcotics.	Tobacco ..	..	..	1	150	..	..	..	..	5	384
	Bhang ..	..	..	..	..	..	..	..	..	..	..
Oilseeds	Mustard, Sesam ..	..	..	8	800	..	..	1	100	..	..
	Linseed, Castor oil ..	..	..	1	75	..	..	..	..	1	50



## STATEMENT III-E—contd.

	38		39A		39B		40		41		
	Sahial Tank.		Godavari Right Bank Canal.		Godavari Left Bank Canal.		Futelao Tank.		Dharma Canal.		
	Area irrigated.	Estimated value.	Area irrigated.	Estimated value.	Area irrigated.	Estimated value.	Area irrigated.	Estimated value.	Area irrigated.	Estimated value.	
	Acres.	Rs.	Acres.	Rs.	Acres.	Rs.	Acres.	Rs.	Acres.	Rs.	
Gardens and Orchards.	Vegetables ..	..	..	17	525	3	75	..	..	..	..
	Fruits and other trees ..	..	..	231	46,200	74	1,548	..	..	..	..
Sugarcane ..	..	..	3,438 *1,468	13,75,200	2,306 *575	9,22,400	..	..	..	..	
Cereals.	Wheat ..	142	14,200	1,066	42,640	613	24,520	..	..	..	..
	Barley ..	..	..	..	..	..	..	..	..	..	..
	Rice ..	114	6,840	4	200	1	50	40	3,200	436	10,900
	Maize ..	..	..	5	100	..	..	17	850	..	..
	Jowar ..	..	..	32,83	68,490	1,700	51,000	..	..	..	..
	Chino, Ragi, Rala, Wera ..	..	..	..	..	1	40	..	..	..	..
	Bajra ..	..	..	3,214	96,420	2,021	60,630	..	..	..	..
	Miscellaneous ..	..	..	..	..	..	..	..	..	..	..
Pulses ..	Gram, Udid, Mug ..	1	40	552	16,560	268	8,040	38	1,900	..	..
	Tur ..	..	..	..	..	..	..	..	..	..	..
	Pesa ..	..	..	..	..	..	..	..	..	..	..
	Groundnut ..	..	..	1,814	1,26,980	1,178	82,460	..	..	..	..
Fodder Crops.	Miscellaneous ..	..	..	..	..	..	..	..	..	..	..
	Fodder ..	..	..	67	4,690	32	1,920	..	..	..	..
Fibres ..	Luce r n e, etc. ..	..	..	1117	8,350	40	3,200	..	..	..	..
	Cotton ..	1	150	245	12,200	82	* 4,100	..	..	..	..
Dyes ..	T a g (Hemp) ..	..	..	9	315	4	120	..	..	..	..
	..	..	..	..	..	..	..	..	..	..	..
Drugs and Narcotics.	..	..	..	..	..	..	..	..	..	..	..
	Tobacco ..	1	150	..	..	..	..	..	..	..	..
Oilseeds.	Bhang ..	..	..	..	..	..	..	..	..	..	..
	Mustard, Sesam ..	..	..	14	560	13	520	..	..	..	..
	Linseed, Castor oil ..	..	..	..	..	2	80	..	..	..	..

## STATEMENT III-E—contd.

	38		39A		39B		40		41		
	Sahyat Tank		Godavari Right Bank Canal.		Godavari Left Bank Canal		Futelo Tank		Dharma Canal.		
	Area irrigated.	Estimated value.	Area irrigated.	Estimated value.	Area irrigated.	Estimated value.	Area irrigated.	Estimated value.	Area irrigated.	Estimated value.	
	Acres.	Rs.	Acres.	Rs.	Acres.	Rs.	Acres.	Rs.	Acres.	Rs.	
Condi- ments.	Chilly and Onions..	5	340	145	3,550	37	1,620	..	..	..	..
		Garlic, Turmeric and Methi ..	..	..	44	2,200	80	4,000	..	..	..
Miscellaneous ..	4		..	†350	..	..	..	..	..	..	..
Land insufficiently irrigated ..	..	..	1	..	21	..	..	..	..	..	
Land assessed but not irrigated ..	..	..	727	..	414	..	..	..	..	..	
Area of water taken out of turn, waste of water and other penalties ..	..	..	343	..	310	..	..	..	..	..	
Total ..	268	21,720	16,054	18,05,180	9,775	11,66,323	95	5,950	436	10,900	
Area on which consolidated assessment is levied ..	..	..	..	..	..	..	..	..	5,227	1,56,810	

\* Area of short period Adahi already valued last year.

† This represents area in the tank bed of Lake Beale given out for cultivation. These areas were not measured separately for each crop and hence no valuation can be made.

‡ Inclusive of figures for the Lake Beale.



## STATEMENT III-E—contd.

	42		43 Pravara River Works				Total.		
	Nira Right Bank Canal		Pravara Right Bank Canal.		Pravara Left Bank Canal.		Area irrigated.	Estimated value.	
	Area irrigated	Estimated value.	Area irrigated.	Estimated value	Area irrigated	Estimated value.			
	Acres.	Rs.	Acres.	Rs.	Acres.	Rs.	Acres.	Rs.	
Gardens and Orchards.	Vegetables.	12	458	6	372	14	875	930	1,98,098
	Fruits and other trees ..	14	2,318	248	51,344	356	73,750	3,774	9,15,504
Sugarcane .. ..	13	6,079	1,373 *1,414	5,49,200	6,024 *4,730	24,09,600	26,134 *13,287	1,47,90,037	
Wheat .. Barley .. Rice .. Jowar .. Chino, Ragi, Rala, Wari .. Bam .. Miscellaneous .. Gram, Udid, Mug .. Tur .. Pulses .. Peas .. Groundnut .. Miscellaneous ..	715	26,172	811	39,093	825	41,250	13,845	7,27,821	
	..	..	..	..	..	..	64	3,910	
	72	2,154	..	..	3	150	12,701	8,07,028	
	3	81	5	226	..	..	9,647	4,12,583	
	8,936	3,03,215	1,827	54,810	2,942	88,260	57,113	27,26,100	
	..	..	1	25	..	..	199	4,008	
	733	9,600	1,296	38,880	3,356	1,00,680	13,311	4,81,037	
	20	608	..	..	..	..	852	43,153	
	69	1,448	113	4,197	339	10,170	7,765	3,10,098	
	23	672	..	..	..	..	593	26,301	
Fodder Crops.	..	..	..	..	..	..	221	3,388	
	471	19,258	700	56,000	1,560	1,24,800	14,734	10,27,246	
	11	550	..	..	..	..	361	14,495	
Fodder Crops.	3	60	30	1,916	87	6,090	1,364	82,959	
	3	60	159	13,192	185	18,500	996	2,34,245	
Fibres ..	825	53,313	348	17,430	613	30,650	15,596	15,09,018	
	17	255	2	48	169	5,915	558	22,323	
Dyes .. ..	..	..	..	..	..	..	....	....	
Drugs and Narcotics.	23	2,275	3	199	4	300	195	35,356	
	..	..	..	..	..	..	....	....	
Oilseeds.	..	..	..	..	..	..	42	2,531	
	..	..	39	1,580	..	..	50	2,615	

## STATEMENT III-E—concl'd.

	42		43 Pravara River Works				Total.	
	Nira Right Bank Canal		Pravara Right Bank Canal.		Pravara Left Bank Canal.		Area irrigated.	Estimated value.
	Area irrigated	Estimated value.	Area irrigated.	Estimated value.	Area irrigated	Estimated value.		
	Acres.	Ra.	Acres.	Ra.	Acres.	Ra.	Acres.	Ra.
Condi-ments. { Chilly and Onions ..	299	22,748	31	1,770	30	2,100	2,907	2,51,854
{ Garlic, Turmeric and Methi ..	1	13	23	802	123	6,150	2,009	2,34,895
Miscellaneous ..	52	..	..	..	..	..	791	5,795
Land insufficiently irrigated ..	..	..	24	..	..	..	6,545	30
Land assessed but not irrigated ..	1,853	..	558	..	978	..	12,114	....
Area of water taken out of turn, waste of water and other penalties ..	..	..	120	..	563	..	3,383	....
Total ..	14,168	4,51,347	9,131	8,31,084	22,901	29,19,240	222,081	2,48,72,428
Area on which consolidated assessment is levied ..	..	..	..	..	..	..	9,463	3,23,971

\* Area of short period Adsalh already valued last year.

## STATEMENT

## Comparative Statement of Irrigation and Rainfall

Civil District.	Of the Civil District.			Works supplying Irrigation.	
	Total area in Acres.	Culturable area in Acres.	Cultivated area in Acres.	No.	Name.
1	2	3	4	5	6
Ahmedabad ..	2,465,304	1,870,577	1,467,427	6	{ Hathmati Canal .. { Khari Cut Canal ..  Total ..
Kaira ..	1,036,882	875,504	857,881	34 35 36 38	Wangroli Tank .. .. Tranza Nagrama Tanks .. .. Savli Tank .. .. Sahiat Tank .. ..  Total ..
Panch Mahals ..	1,028,626	709,476	629,591	40	Futelao Tank .. ..
West Khandesh ..	3,481,177	1,729,408	1,528,086	3 24	Shahada Channel .. .. Lower Panjhra River Works.  Total ..
East Khandesh ..	2,908,706	2,127,155	2,006,486	9 10 30	Hartala Tank .. .. Mhaswa Tank .. .. Jamda Canals .. ..  Total ..
Nasik ..	3,771,581	2,571,477	2,081,281	33 37 26 39	Kadwa River Works. { Waghad Tank .. .. { Palkhed Canal .. .. { Ozar Tambat Canal .. .. { Wadali Canal .. .. Chankapur Tank— Girna Left Bank Canal .. .. Paraul Tank .. .. Lake Beale .. .. 39 { Godavari Right Bank .. .. { Canal. .. .. { Do. Left Bank Canal.  Total ..

## IV-E.

*in the Bombay Presidency, excluding Sind for the year 1928-29.*

Culturable area commanded by the Irrigation Works in column 6 in Acres.	Area at present estimated as annually irrigable by the works specified in column 6.	Area irrigated in Acres.						Rainfall.	
		1927-28.			1928-29.			1927-28.	1928-29.
		Kharif.	Rabi.	Total.	Kharif.	Rabi.	Total.		
7	8	9	10	11	12	13	14	15	16
28,840	8,000	1,431	3,913	5,344	1,046	2,010	3,056	59.52	35.17
20,000	16,000	13,103	1,158	14,261	9,573	593	10,166	76.25	35.45
48,840	24,000	14,534	5,071	19,605	10,619	2,603	13,222		
5,000	3,400	1,175	214	1,389	364	160	524	59.52	35.17
1,290	800	119	38	157	..	..	..	84.40	30.60
4,700	3,000	1,426	..	1,426	1,006	..	1,006	62.54	31.07
4,000	2,000	120	..	120	114	154	268	73.87	40.18
14,990	9,200	2,840	252	3,092	1,484	314	1,798		
1,200	800	..	160	160	17	78	95	40.70	30.07
3,000	2,400	{ 240 *561	{ 724 *461	{ 964 *1,022	{ 172 *528	{ 286 *716	{ 458 *1,244	} 25.87	} 24.07
12,627	12,627	{ 271 *1,184	{ 900 *97	{ 1,171 *1,281	{ 224 *1,183	{ 805 *657	{ 1,029 *1,840		
15,627	15,027	{ 511 *1,745	{ 1,624 *558	{ 2,135 *2,303	{ 396 *1,711	{ 1,091 *1,373	{ 1,487 *3,084		
527	415	42	18	60	6	66	72	30.61	27.41
4,075	1,700	419	132	551	4	211	215	20.95	24.85
40,185	5,000	391	959	1,350	384	540	924	29.17	27.75
44,787	7,115	852	1,109	1,961	394	817	1,211		
26,280	11,853	645	564	1,209	534	597	1,131	63.00	47.75
7,421	3,384	383	333	716	425	385	810	29.22	28.96
2,729	2,785	174	515	689	377	340	717	30.02	21.45
25,200	8,500	2,713	3,419	6,132	2,499	2,635	5,134	27.32	25.62
3,197	1,000	834	678	1,512	706	612	1,318	25.81	24.86
..	..	333	138	471	180	177	357	19.70	24.09
..	..	954	752	1,706	1,233	617	1,850	46.88	31.17
83,000	30,109	1,054	498	1,552	949	683	1,632	24.62	18.54
147,827	57,631	7,090	6,897	13,987	6,903	6,046	12,949	27.24	19.35

## STATEMENT

Civil District.	Of the Civil District.			Works supplying Irrigation.	
	Total area in Acres.	Culturable area in Acres.	Cultivated area in Acres.	No.	Name.
1	2	3	4	5	6
Ahmednagar ..	Acres. 4,242,227	Acres 3,245,557	Acres 2,774,874	39	{ Godavari Right Bank Canal.
					Do. Left Bank Canal ..
				43	{ Pravara Right Bank Canal ..
					{ Pravara Left Bank Canal ..
				16	Bhatodi Tank .. ..
					Total ..
Poona ..	3,427,823	2,544,384	2,013,561	42	Nira Right Bank Canal ..
				27	{ Mutha Canals .. ..
					{ Matoba Tank .. ..
				4	Kasurdi Tank .. ..
				23	Shirsuphal Tank .. ..
				15	Bhadalwadi Tank .. ..
				32	{ Nira Left Bank Canal ..
					{ Shethpal Tank .. ..
					Total ..
Phaltan State ..	254,038	214,434	169,676	42	Nira Right Bank Canal ..
Sholapur..	2,923,492	2,540,419	2,243,496	29	Mhaswad Tank .. ..
				42	Nira Right Bank Canal ..
				13	Ekrak Tank .. ..
				17	Koregaon Tank .. ..
				21	Ashtu Tank .. ..
				31	Pathri Tank .. ..
					Total ..
Satara ..	3,133,519	2,361,828	2,065,763	18	Krishna Canal .. ..
				22	Revari Canal .. ..
				19	Upper Man River Works ..
				25	Yerla River Irrigation Works.
				5	Chikhli Canal .. ..
				20	Marni Tank .. ..
				29	Mhaswad Tank .. ..
				42	Nira Right Bank Canal ..
					Total

## IV-E—contd.

Culturable area commanded by the Irrigation Works in column 6 in Acres.	Area at present estimated as annually irrigable by the works specified in column 6.	Area irrigated in Acres.						Rainfall.			
		1927-1928.			1928-1929.			1927-28	1928-29.		
		Kharf.	Rabi.	Total.	Kharf.	Rabi.	Total.				
7	8	9	10	11	12	13	14	15	16		
136,390	49,331	12,289	2,389	14,678	11,599	2,248	13,847	24 62	18-54		
58,415	16,960	8,189	691	8,880	7,204	939	8,143	27-24	19-35		
124,561	40,040	4,579	2,045	6,624	6,266	2,865	9,131	24 42	25-74		
		13,231	4,056	17,287	18,724	4,177	22,901	25 98	26-21		
13,657	12,124	271	340	611	256	687	943	26 88	36-69		
333,023	118,455	38,559	9,521	48,080	44,049	10,916	54,965				
..	..	..	768	768	36	563	599				
} 49,800	{ 16,800	10,678	1,173	11,851	} 9,888	1,108	10,996	25-57	23-17		
			3,250	2,278		3,036	886	1,856	2,742	18 69	25-32
			150	34		37	1	53	54	21-72	21-20
			1,800	491		698	251	296	547	22-83	16 88
2,500	2,000	220	1,062	1,282	3	15	18	21 75	20-31		
2,400	2,000	220	1,062	1,282	3	15	18	21 75	20-31		
} 227,670	{ 113,280	40,659	25,675	66,334	} 37,868	24,206	62,074	22 75	23 20		
			4,200	4,861		1,914	6,775	4,251	1,674	5,925	25 50
282,848	141,480	57,386	33,395	90,781	53,184	29,771	82,955				
397,102	132,000	..	10,614	10,614	2,502	7,338	9,840	20 12	19 34		
102,400	24,300	2,056	4,006	6,062	3,423	1,998	5,421	26-02	25-20		
..	..	..	5,544	5,544	82	3,495	3,577	14 63	22-65		
16,941	16,941	1,188	2,749	3,937	1,185	2,762	3,947	17 54	28-69		
2,394	1,050	..	403	403	16	482	498	20-83	22-48		
16,825	11,780	1,084	2,979	4,063	1,150	2,966	4,116	17 91	26-48		
4,586	2,500	5	980	985	215	835	1,050	23-65	27 86		
143,146	56,571	4,333	16,661	20,994	6,071	12,538	18,609				
26,453	12,320	5,197	1,137	6,334	3,753	1,094	4,847	24-00	22-17		
3,624	1,920	43	599	642	106	671	777	26-79	23-65		
7,623	2,080	448	1,181	1,629	298	1,078	1,376	19-17	21-58		
10,680	5,480	602	4,023	4,625	137	3,775	3,912	25-75	25-68		
1,478	1,478	331	108	439	153	92	245	21-90	23-03		
4,625	4,625	873	1,463	2,336	321	1,384	1,705	22-75	24-53		
3,814	500	115	474	589	200	378	578	20-61	20-35		
..	..	..	119	119	48	104	152				
58,297	28,403	7,609	9,104	16,713	5,016	8,576	13,592				

## STATEMENT

Civil District,	Of the Civil District.			Works supplying Irrigation.	
	Total area in Acres.	Culturable area in Acres.	Cultivated area in Acres.	No.	Name.
1	2	3	4	5	6
	Acres.	Acres.	Acres.		
Bijapur .. ..	3,652,985	3,279,584	2,963,690	14	Muchkundi Tank ..
Belgaum .. ..	2,941,199	2,205,141	1,878,583	1 28	Gadikeri Tank .. .. Gokak Canal 1st Section and Storage Works.
					Total ..
Dharwar .. ..	2,947,002	2,707,637	2,426,435	7 8 11 12 41	Dambal Tank .. .. Medleri Tank .. .. Madag Tank .. .. Asundi Tank .. .. Dharma Canal .. ..
					Total ..
Kanara .. ..	2,526,143	387,889	232,154	2	Mevinkop Tank ..
Grand Total ..	40,740,704	29,370,470	25,338,984		

## IV-E—concl'd.

Culturable area commanded by the Irrigation Works in column 6 in Acres.	Area at present estimated as annually irrigable by the works specified in column 6.	Area irrigated in Acres.						Rainfall.	
		1927-28.			1928-29.			1927-28	1928-29.
		Khanf.	Rabi.	Total.	Kharif.	Rabi.	Total.		
7	8	9	10	11	12	13	14	15	16
Acres.	Acres.	Acres.	Acres.	Acres.	Acres.	Acres.	Acres.	Inches.	Inches.
5,417	750	..	11	11	22	35	57	12 30	13-31
687 17,627	417 17,627	* 407 6,625	.. 3,293	* 407 9,918	* 407 6,254	.. 3,493	* 407 9,747	37 01 15-02	32-91 19 68
18,314	18,044	6,625 * 407	3,293 ..	9,918 * 407	6,254 * 407	3,493	9,747 * 407	..	..
2,500 830 1,345 1,011 12,870	1,000 { 600 1,345 1,011 12,870 {	* 144 } 34 298 17 } 401 } * 5,227 }	366 { 16 112 55 } * 190 } .. { * 5,227 }	{ 366 * 144 } 50 410 72 } * 190 } 401 } * 5,227 }	{ 10 * 143 } 84 257 53 } * 190 } 436 } * 5,227 }	{ 475 * 143 } 8 170 32 } * 190 } .. } * 5,227 }	{ 485 * 143 } 92 427 85 } * 190 } 436 } * 5,227 }	14 62 17-60 17-65 9-80 73-57	14 10 20 75 23-21 15-00 70 07
18,556	16,826	750 * 5,371	549 * 190	1,299 * 5,561	840 * 5,370	685 * 190	1,525 * 5,560	..	..
755	617	572*	..	* 572	412*	..	412*	48-89	62 70
1,530,729	626,919	141,089 * 8,095	98,261 * 748	239,350 * 8,843 \$ 29	137,751 * 7,900	84,301 * 1,563	222,052 * 9,463 \$ 29		

\* Area under consolidated assessment.

† At Ahmedabad Civil Hospital.

‡ At Prantj.

§ This represents area indirectly irrigated by underground percolation from the Mutha Left Bank Canal.

|| These represent areas for the whole project. The total area under command as per 1920 project is 559,657 acres and after deducting the areas commanded by Branch No. 4 and distributaries in the non-perennial section of the canal, viz., 63,280 acres (47,949+15,331) the net area under command works out to 496,377 acres, 80 per cent of which represents the culturable area commanded which is 397,102 acres. The figures of these areas separately for each civil District are not available.



## STATEMENT F.

Statement showing the Operation of Irrigation Works in the Bombay Presidency, excluding Sind, for the year 1928-29.

No.	Name of Work	Amount due, 1928-29.		Remissions.		Total.		Grand Total.
		Kharif	Rabi.	Kharif.	Rabi.	Kharif.	Rabi.	
1	2	3	4	5	6	7	8	9
	<b>WORKS FOR WHICH CAPITAL AND REVENUE ACCOUNTS ARE KEPT.</b>	Rs.	Rs.	Rs.	Rs.	Rs.	Rs.	Rs.
	<i>Productive.</i>							
1	Gadikeri Tank*	.	.	.	.	....	....	..
2	Mavinkop do *	..	..	..	.	.	...	..
3	Shahada Channel ..	853	1,622	.	.	853	1,622	2,475
	Total, Productive ..	853	1,622			853	1,622	2,475
	<i>Unproductive.</i>							
4	Kasurdi Tank .	1	248	..	.	1	248	249
5	Chikhli Canal .	460	742	..	..	460	742	1,202
6	Hathmati and Khan Cut Canals .	68,413	7,579	5,029†	160‡	63,384	7,419	70,803
7	Dambal Tank .	118	2,180	.	..	118	2,180	2,298
8	Medleri do ..	686	40	..	..	686	40	726
9	Hartala do. .	28	282	..	.	28	282	310
10	Mhasva do. .	33	661	..	..	33	661	694
11	Madag do. .	1,152	865	..	..	1,152	865	2,017
12	Asundi do ..	144	229	..	.	144	229	373
13	Ekrak do. ..	8,648	14,638	.	.	8,688	14,638	23,326
14	Muchkundi do ..	22	225	.	.	22	225	247
15	Bhadalvadi do. .	13	57	..	..	13	57	70
16	Bhatodi do. .	953	3,550	.	..	953	3,550	4,503
17	Koregaon do .	114	2,312	.	.	114	2,312	2,426
18	Krishna Canal ..	56,380	5,922	..	..	56,380	5,922	62,302
19	Upper Man River Works ..	1,466	4,767	.	.	1,466	4,767	6,233
20	Maini Tank ..	674	5,894	..	..	674	5,894	6,568
21	Ashti do. .	9,616	12,132	.	.	9,616	12,132	21,748
22	Revari Canal ..	554	3,084	.	36	554	3,048	3,602
23	Shirsuphal Tank .	2,093	1,664	.	.	2,093	1,664	3,757
24	Lower Panjhra River Works ..	7,698	6,440	..	..	7,698	6,440	14,138
25	Yerla River Irrigation Works ..	565	17,760	..	8	565	17,752	18,317
26	Parsul Tank ..	3,802	5,274	.	..	3,802	5,274	9,076

\* Lands under consolidated assessment

† This includes remission of Rs. 2,737 on account of himayat deduction.

‡ Remissions for failure of crops.

## STATEMENT F—contd.

No.	Name of Work.	Amount due, 1928-29.		Remissions.		Total.		Grand Total.	
		Kharif	Rabi.	Kharif.	Rabi.	Kharif.	Rabi.		
1	2	3	4	5	6	7	8	9	
	WORKS FOR WHICH CAPITAL AND REVENUE ACCOUNTS ARE KEPT—contd.	Rs.	Rs.	Rs.	Rs.	Rs.	Rs.	Rs.	
	Unproductive—contd.								
27	Mutha Canals and Matoba Tank	2,16,042	25,367	..	..	2,16,042	25,367	2,41,409	
28	Gokak Canal, First Section, and Storage Works	44,345	21,875	..	..	44,345	21,875	66,220	
29	Mhaswad Tank	23,740	21,955	..	..	23,740	21,955	45,695	
30	Jamda Canals	2,745	1,728	..	..	2,745	1,728	4,473	
31	Pathri Tank	1,517	3,743	..	..	1,517	3,743	5,260	
32	Nira Left Bank Canal and Shetphal Tank.	6,92,121	2,18,001	13	..	6,92,108	2,18,001	9,10,109	
33	Kadwa River Works.	Waghada Tank ..	..	..	..	..	..	..	
		Palkhed Canal ..	11,011	8,986	..	..	11,011	8,986	19,997
		Oyhar-Tambhat Canal ..	8,118	6,351	..	..	8,118	6,351	14,469
		Wadai Canal ..	6,893	4,904	..	..	6,893	4,904	11,797
34	Wangroli Tank	*1,861	671	..	..	1,861	671	2,532	
35	Tranra-Nagra Tanks	..	..	..	..	..	..	..	
36	Savli Tank	4,072	..	†	..	4,069	..	4,069	
37	Chankapur Tank—Girna Left Bank Canal	22,660	24,568	..	..	22,660	24,568	47,228	
38	Sahiet Tank	457	644	..	..	457	644	1,101	
39	Lake Beate—Darna Godavari Right Bank Canal	717	694	..	..	717	694	1,411	
		2,51,635	24,333	33	..	2,51,602	24,333	2,75,935	
		1,65,589	12,966	..	..	1,65,589	12,966	1,78,555	
40	Futeao Tank	†125	233	..	..	125	233	358	
41	Dharma Canal	2,903	..	..	..	2,903	..	2,903	
42	Nira Right Bank Canal	22,587	1,03,182	..	..	22,587	1,03,182	1,25,769	
43	Pravara Right Bank Canal	1,16,075	25,243	..	..	1,16,075	25,243	1,41,318	
		3,86,886	33,770	..	7	3,86,886	33,763	4,20,649	
	Total, Unproductive.	21,46,172	6,35,759	5,078	211	21,41,094	6,35,548	27,76,642	
	Grand Total	21,47,025	6,37,381	5,078	211	21,41,947	6,37,170	27,79,117	

\* Includes Rs. 263 for hot season.

† Himayat deduction.

‡ For hot season only.

## STATEMENT I-F.

Statement showing water-rates per acre in force during 1928-29 on  
Irrigation Works in the Bombay Presidency excluding Sind.

No	Name of Work.	WATER-RATES.							Single watering.	Occupier's rate.	Owner's rate.	Water advantage.
		Irrigation in blocks.	Perennial.	Early eight months.	four Monsoon, months.	Rabi, four months	Hot weather.	Miscellaneous.				
	Works for which Capital and Revenue Accounts are kept.	Rs.	Rs.	Rs.	Rs.	Rs.	Rs.	Rs.	Rs.			
	<b>PRODUCTIVE</b>											
1	Gadikeri Tank *	..	..	..	..	..	..	..	..			
2	Mavinkop Tank *	..	..	..	..	..	..	..	..			
3	Shahada Channel a	..	a <sup>14</sup>	7½	2½	5	7½	..	a <sup>14</sup> 1½ **2½	Nil.	Nil.	Nil.
	<b>UNPRODUCTIVE.</b>											
4	Kasurdi Tank (b)	..	X	Light 10 Heavy 15	Light 3 Heavy 4½	Light 7 Heavy 10½	9	..	(o) 2			
5	Chukhli Canal a <sup>15</sup>	..	A 24 B 12	6	2	4	6	..	a <sup>14</sup> 1			
6	Hathmati Canal a <sup>1</sup>	..	(b <sup>4</sup> )	..	D 3 E 1	3	6	..	2			
6	Khari Cut Canal a <sup>1</sup>	..	(b <sup>4</sup> )	..	D 7 E 1	5	6	..	1 **2			
7	Dambal Tank (w)	..	(x) 14	(y) 6 (z) 7½	(m) 4	(n) 4½ (l) 7	..	(j) 1 (k) 2	1 2			
8	Medleri Tank (w)	..	(x) 14	(y) 6 (z) 7½	(m) 4	(n) 4½ (l) 7	..	(j) 1 (k) 2	1 2			
9	Hartala Tank a <sup>16</sup>	..	B 9 A 12	5 a <sup>17</sup> 7	2	3	4	..	1			
10	Mhasva Tank a <sup>16</sup>	..	B 9 A 12	5 a <sup>17</sup> 7	2	3	4	..	a <sup>14</sup> 1			
11	Madag Tank (w)	..	(x) 12	(y) 6 (z) 7½	(m) 4	(n) 4½ (l) 7	..	(j) 1 (k) 2	1 2			
12	Asundi Tank (w)	..	(x) 14	(y) 6 (z) 7½	(m) 4	(n) 4½ (l) 7	..	(j) 1 (k) 2	1 2			
13	Ekruk Tank a <sup>13</sup>	..	A 35 B 17½	8	3	5	7	..	1			
14	Muchkundi Tank (s)	..	8	4	1	1	4	..	1	Nil.	Nil.	Nil.
15	Bhadalvadi Tank (b)	..	X	Light 10 Heavy 15	Light 3 Heavy 4½	Light 7 Heavy 10½	9	..	(o) 2			
16	Bhatodi Tank a <sup>18</sup>	..	16	8	3	5	8	..	2			
17	Koregaon Tank a <sup>19</sup>	..	A 32 B 16	7	3	4	6	..	1			
18	Krishna Canal a <sup>15</sup>	..	A 32 B 16	8	3	5	8	..	a <sup>14</sup> 1			
19	Upper Man River Works. a <sup>16</sup>	..	A 24 B 12	6	2	4	6	..	1			
20	Maini Tank a <sup>16</sup>	..	A 24 B 12	6	2	4	6	..	a <sup>14</sup> 1 1			

## STATEMENT I-F--contd.

No.	Name of Work.	WATER-RATES.							Single watering.	Occupier's rate.	Owner's rate.	Water advantage.
		Irrigation in blocks.	Perennial.	Early eight months.	Monsoon, four months.	Rabi, four months.	Hot weather.	Miscellaneous.				
		Rs.	Rs.	Rs.	Rs.	Rs.	Rs.	Rs.				
	<b>Works for which Capital and Revenue Accounts are kept—contd.</b>											
	<i>UNPRODUCTIVE—contd</i>											
21	Ashvi Tank a <sup>13</sup> ..	..	A 32 B 16	7	3	4	6	..	1			
22	Revan Canal a <sup>15</sup> ..	..	A 24 B 12	6	2	4	6	..	a <sup>14</sup> 1			
23	Shirsuphal Tank (b) ..	..	X	Light 10 Heavy 15	Light 3 Heavy 4½	Light 7 Heavy 10½	9	..	(o) 2	Nil.	Nil.	
24	Lower Panjhra River Works. a <sup>12</sup> ..	..	A 30 B 15	8	3	5	7	..	1½ **3			
25	Yerla River Irrigation Works. a <sup>15</sup> ..	..	A 26 B 13	6½	2	4½	6½	..	a <sup>14</sup> 1			
26	Parsul Tank (c) ..	..	X	Light 10 Heavy 15	Light 3 Heavy 4½	Light 7 Heavy 10½	9	..	(o) 2			
27	Mutha Canals and Matoba Tank (d)—Sugarcane under the Mutha Canals within the Poona City and Suburban Municipal and Cantonment limits or within one mile of those limits.	..	(i) 50	Light 12 Heavy 18	Light 4 Heavy 6	Light 8 Heavy 12	Light 10 Heavy 15	..	(o) 2			
	On all remaining land commanded by both the canals.	..	M 45							Nil.	Nil.	
	Pan gardens ..	..	C 66									
	Perennial crops other than sugarcane and pan gardens	..	B 33									
	Matoba Tank ..	..	(g)									
28	Gokak Canal, 1st Section and Storage Works. (u)	..	(b <sup>1</sup> ) 27½ (b <sup>2</sup> ) 20	10	4	6	15	..	1½			
29	Mhaswad Tank (c) Z.	..	A 42 B 21	Light 12 Heavy 18	Light 4 Heavy 6	Light 8 Heavy 12	9	..	(o) 2			

## STATEMENT I-F—concl'd.

No.	Name of Work.	WATER-RATES.							Single watering.	Occupier's rate.	Owner's rate.	Water advantage
		Irrigation in blocks.	Perennial.	Early, eight months.	Monsoon, four months.	Rabi, four months.	Hot weather.	Miscellaneous.				
	<b>Works for which Capital and Revenue Accounts are kept—concl'd.</b>	Rs.	Rs.	Rs.	Rs.	Rs.	Rs.	Rs.	Rs.			
30	UNPRODUCTIVE—concl'd Jamda Canals a <sup>16</sup> ..	..	B 10	5	2	3	5	..	a <sup>14</sup> 1			
31	Pathri Tank a <sup>13</sup> ..	..	A 16 A 32 B 16	a <sup>17</sup> 8 7	3	4	6	..	1			
32	{ Nira Left Bank Canal. Shetphal Tank (d) .. }	{ \$22 ₹11 }	{ M 45 C 66 B 33 }	Light 12 Heavy 18	Light 4 Heavy 6	Light 8 Heavy 12	Light 10 Heavy 15	..	(o) 2			
33	Kadwa River Works (c)— Waghad Tank .. Palkhed Canal .. Ojhar-Tambat Canal .. Wadali Canal ..	..	{ A 42 B 21 }	Light 12 Heavy 18	Light 4 Heavy 6	Light 8 Heavy 12	9	..	(o) 2	Nil.	Nil.	Nil.
34	Wangroli Tank a <sup>2</sup> ..	..	(b <sup>1</sup> )	6½	D 5 E 2½	4	6	..	1½			
35	Tranza Nagrama Tanks, a <sup>3</sup> ..	..	(b <sup>1</sup> )	6	D 4 E 2	4	6	..	1			
36	Savli Tank a <sup>4</sup> ..	..	(b <sup>1</sup> )	8	E 2	4	6	..	1			
37	Chankapur Tank— Girna Left Bank Canal (c).	..	{ A 42 B 21 }	Light 12 Heavy 18	Light 4 Heavy 6	Light 8 Heavy 12	9	..	(o) 2			
38	Sahyat Tank a <sup>5</sup> ..	..	(b <sup>1</sup> )	6½	D 4 E 2½	4	6	..	1½			
39	{ Godavari Right Bank Canal (d), Godavari Left Bank Canal (d). }	{ \$22 ₹19 }	{ M 45 C 66 B 33 }	Light 12 Heavy 18	Light 4 Heavy 6	Light 8 Heavy 12	Light 10 Heavy 15	..	(o) 2			
40	Futelao Tank a <sup>6</sup> ..	..	(b <sup>1</sup> )	..	{ D 4 E 2 }	a <sup>7</sup> 3	Provisional 8	..	a <sup>8</sup> 1	Nil.	Nil.	Nil.
41	Dharma Canal a <sup>10</sup> ..	..	..	..	E 2 4½	a <sup>8</sup> 2	..	..	(j) 1 (k) 2			
42	Nira Right Bank Canal (d).	₹19	{ M 45 C 65 B 33 }	Light 12 Heavy 18	Light 4 Heavy 6	Light 8 Heavy 12	Light 10 Heavy 15	..	(o) 2			
43	Pravara Canals (d) (f).	{ \$22 ₹19 }	{ M 45 C 66 B 33 }	Light 12 Heavy 18	Light 4 Heavy 6	Light 8 Heavy 12	Light 10 Heavy 15	..	(o) 2			

NOTE.—(1) For lift irrigation in the Deccan irrigation and Irrigation Development and Research Circles full flow rates are charged—vide G. R. No. 1947 of 20th November 1923.

(2) For lift irrigation half the ordinary rates are charged in other circles.

- (3) Double the ordinary rates are charged as penal rates for taking water without permission.
- (4) Leakage or percolation rates are the same as ordinary rates
- (5) Water rates for non-irrigational purposes are charged at the rates sanctioned by Government in each case subject to the minimum rates fixed in G. R. No. 851, dated the 7th April 1924.
- (6) Water rate of Rs. 2 per acre per watering given to those who are not regular irrigators or holders of rabi leases—*vide* G. Rs. Nos. A-1-1759 and A-1-2525, dated the 5th July 1906 and 3rd March 1916, respectively.
- (7) A reserve rate of Rs. 3 per acre as a minimum rate has been sanctioned for lands let out for cultivation in the basin of Lake Besa—*vide* G. R. No. 2484, dated 12th June 1925.
- Lands wholly assessed at consolidated rates
- § Block rate for blocks with 1:3 proportion of sugarcane calculated as per scale sanctioned in G. R. No. 8670, dated 13th January 1927.
- ¶ Block rate for blocks with 1:4 proportion of sugarcane calculated as per scale laid down in G. R. No. 1909/27, dated 22nd August 1928.
- \*\* For one or more waterings to mature crops for which no applications for irrigation throughout the season are previously submitted.
- A—For sugarcane and pan gardens.
- B—For perennial crops other than sugarcane.
- C—With effect from 15th February 1928, for pan gardens for the whole year. If water is given for part of the year the charge will be on the basis of twice the heavy seasonal rate for the season concerned—*vide* G. R. No. 8670, dated 29th February 1928.
- D—For rice.
- E—For monsoon crops other than rice.
- M—For Sugarcane.
- X—For sugarcane and pan gardens double the sum of the seasonal rates for light type crops, for those seasons during which water is given; shall be charged, and for other perennial crops single seasonal rates for light type crops, when water is available.
- Z—The Mhaswad Tank will be incorporated in the Nira Right Bank Canal system as soon as irrigation starts at the tail, when the rates sanctioned for the Nira Right Bank Canal will be enforced for all guaranteed irrigation on this tank.
- (b) Rates sanctioned in G. R. No. 9451, dated 5th January 1927, to be in force up to 14th October 1929. With effect from 15th October 1929 the rates sanctioned in G. R. No. 3423/27 dated 26th September 1929 will come into force.
- (c) Rates sanctioned in G. R. No. 9451 dated 5th January 1927 and are to be in force up to 14th February 1932.
- (d) Rates for crops other than sugarcane and pan gardens are to remain in force up to 14th February 1932 and that for sugarcane up to 14th February 1931—*vide* G. Rs. Nos. 3952, dated 20th April 1926, 23rd October 1926, 17th March 1927, 12th July 1927, 10th March 1928 and 7th January 1929 and 2486/27 dated 8th February 1930.
- (f) The block system was introduced with effect from 15th February 1928
- (g) For sugarcane the short term cane rates as per scale sanctioned in G. R. No. 8670, dated 13th January 1927 (which may be in force on major irrigation works), and for other perennials single heavy seasonal rates will be charged with effect from 15th February 1928.
- (i) To be in force up to 14th February 1931—*vide* G. R. No. 9906, dated 13th February 1930.
- (j) From 15th June to 15th October.
- (k) From 16th October to 14th June.
- (l) From 15th February to 15th June.
- (m) From 15th June to 15th October or 15th July to 30th November
- (n) From 15th October to 15th February.
- (o) Sanctioned in G. Rs. Nos. 6573, dated 8th January 1925 and 12th March 1925
- (p) In force up to 15th February 1932—*vide* G. R. No. 334, dated 17th June 1926
- (q) From 15th February 1927 to 14th February 1932—*vide* G. R. No. 6243, dated 7th February 1927.
- (w) Rates sanctioned for the period of five years ending 31st March 1935—*vide* G. R. No. 6095, dated 22nd October 1924 and G. R. No. 3187/27 dated 22nd August 1929.
- (x) For sugarcane, betel leaves, etc., for 12 months.
- (y) For eight months from 15th June to 15th February.
- (z) For eight months from 15th October to 15th June or 1st August to 31st March.
- Rates sanctioned in G. Rs. Nos. 836, dated 8th October 1923, 836, dated 23rd April 1924, 836, dated 29th July 1924, and 1590/27, dated 19th June 1928, are to be in force up to 14th February 1934.
- <sup>1</sup> Rates sanctioned in G. R. No. 4855, dated 23rd December 1927 are to be in force up to 14th February 1932.
- <sup>2</sup> Rates sanctioned in G. Rs. Nos. 825, dated 30th August 1924 and 825, dated 1st November 1926, are to be in force up to 15th June 1935—*vide* G. R. No. 2881/27 dated 4th July 1929.
- <sup>3</sup> Rates sanctioned in G. Rs. Nos. A-1-1128, dated 13th May 1910 and 679/27, dated 25th November 1927, are to be in force up to 31st July 1933
- <sup>4</sup> Rates sanctioned in G. Rs. Nos. A-1-1335, dated 14th June 1910, 815, dated 18th February 1925 and 815, dated 13th November 1926, are to be in force up to 15th June 1935 excepting those for kharif rice and single watering which have been raised to Rs. 5 and Rs. 1½ respectively with effect from 16th June 1930—*vide* G. R. No. 2694/27, dated 15th June 1929.
- <sup>5</sup> Rates sanctioned in G. Rs. Nos. A-1-309, dated 15th February 1911, 5412, dated 15th December 1926 and 2835/27 dated 4th October 1929 are to be in force up to 15th June 1935
- <sup>6</sup> Rates sanctioned in G. O. No. A-1-9945, dated 12th October 1917, are to be in force up to 31st March 1935—*vide* G. R. No. 2691/27, dated 29th April 1929.
- <sup>7</sup> For ordinary rabi.
- <sup>8</sup> For restorative crops grown after rice.
- <sup>9</sup> In either kharif or rabi season.
- <sup>10</sup> Rates sanctioned in G. R. No. 293/27 of 9th August 1927 to be in force up to 31st March 1932.
- <sup>11</sup> Rates sanctioned in G. R. No. 7736, dated 30th October 1925, are to be in force from 15th June 1926 to 14th February 1931.
- <sup>12</sup> Rates in force up to 15th February 1931—*vide* G. Rs. Nos. 6529, dated 17th January 1925, and 1912/27, dated 27th July 1928.
- <sup>13</sup> For sugarcane and pan gardens double the ordinary rates are charged.
- <sup>14</sup> In force up to 15th February 1932—*vide* G. O. No. A-1-16033, dated 8th December 1919, and G. R. No. 3151/27 dated 3rd January 1930.
- <sup>15</sup> Rates in force till 31st March 1931—*vide* G. R. No. 8096, dated 4th January 1926.
- <sup>16</sup> Water rate for late eight months, *i.e.*, from 15th October to 14th June.
- <sup>17</sup> Rates in force up to 14th October 1931—*vide* G. R. No. 1501/27 of 15th February 1929. Rate for late eight months' crops during this period is Rs. 13.
- (6<sup>1</sup>) Rate for perennial 12 months.
- (6<sup>2</sup>) Rate for perennial 8 months
- (6<sup>3</sup>) Single seasonal rates are charged—*vide* G. R. No. 3343/27, dated 8th October 1929.

## STATEMENT

Statement showing Areas and Water-rate Assessments in the Bombay of classification adopted in fixing

No	Name of Work	Perennial in blocks		Perennial outside blocks.					
				Heavy.*		Light.*		Total.	
		Area.	Assessment.	Area.	Assessment.	Area.	Assessment.	Area.	Assessment.
		Acres.	Rs.	Acres.	Rs.	Acres.	Rs.	Acres.	Rs.
WORKS FOR WHICH CAPITAL AND REVENUE ACCOUNTS ARE KEPT.									
PRODUCTIVE.									
1	Gadkeri Tank†	..	..	..	..	..	..	..	..
2	Mavinkop do. †	..	..	..	..	..	..	..	..
3	Shahada Channel	..	..	..	..	..	..	13	252
	Total, Productive	..	..	..	..	..	..	13	252
	Average rate								19 38
UNPRODUCTIVE.									
4	Kasurdi Tank	..	..	..	..	..	..	..	..
5	Chikhli Canal	..	..	..	..	..	..	23	368
6	Hathmati and Khari Cut Canals	..	..	..	..	..	..	..	..
7	Dambal Tank	..	..	..	..	..	..	5	75
8	Medleri do	..	..	..	..	..	..	32	474
9	Hartala do.	..	..	..	..	..	..	..	..
10	Mhaswa do.	..	..	..	..	..	..	5	47
11	Madag do.	..	..	..	..	..	..	12	152
12	Asundi do	..	..	..	..	..	..	2	4
13	Ekrak do	..	..	..	..	..	..	45	1,307
14	Muchkundi do.	..	..	..	..	..	..	26	204
15	Bhadalwadi do.	..	..	..	..	..	..	..	..
16	Bhatodi do	..	..	..	..	..	..	..	..
17	Koregaon do.	..	..	..	..	..	..	..	..
18	Krishna Canal	..	..	..	..	..	..	1,498	40,464
19	Upper Man River Works	..	..	..	..	..	..	25	503
20	Maini Tank	..	..	..	..	..	..	62	427
21	Ashti do.	..	..	..	..	..	..	58	1,556
22	Revani Canal	..	..	..	..	..	..	19	301
23	Shrusuphal Tank	..	..	..	..	14	71	14	71
24	Lower Panjhra River Works	..	..	..	..	..	..	170	2,655
25	Yerla River Irrigation Works	..	..	..	..	..	..	45	543
26	Paraul Tank	..	..	3	57	34	314	37	371

\*The classification of crops into 'heavy' and 'light' varieties has been introduced only in the Deccan

†Area under consolidated assessment.

Note—The difference between the figures of total areas and assessments in this Statement and those in the fact that the figures in this Statement are more or less hypothetical and are arrived at on

G.

Presidency, excluding Sind, during 1928-1929, according to the system  
the Scale of Water-rates.

Two Seasonal.						Monsoon—4 Months.					
Heavy.*		Light *		Total.		Heavy.*		Light.*		Total.	
Area.	Assess-ment.	Area.	Assess-ment.	Area.	Assess-ment.	Area.	Assess-ment.	Area	Assess-ment	Area.	Assess-ment.
Acres	Ra.	Acres	Ra	Acres.	Ra	Acres.	Ra.	Acres.	Ra.	Acres	Ra.
..	..	..	..	..	..	..	..	.	..		..
..	..	.	.	..	..	..	..	.	.		..
..	..	..	..	..	..	..	..	..	..	21	53
..	..	..	..	..	..	..	..	.	..	21	53
											2-52
..	..	..	..	..	..	1	1	..	..	1	1
..	..	..	..	108	341	..	.	.	..	65	125
..	..	..	..	..	..	..	..	..	..	9,877	60,685
..	..	..	..	..	..	..	..	.	.	480	2,223
..	..	..	..	..	..	..	..	.	..	60	252
..	..	..	..	..	..	..	..	..	..	..	..
..	..	..	..	..	..	..	..	..	..	..	..
..	..	..	..	..	..	..	..	..	..	..	..
..	..	..	..	141	648	..	..	.	..	274	1,217
..	..	..	..	83	369	..	..	..	..	..	..
..	..	..	..	537	4,293	..	..	..	..	124	372
..	..	..	..	..	..	..	..	.	..	22	22
..	..	..	..	..	..	..	..	.	..	..	..
..	..	..	..	..	..	..	..	..	..	..	..
..	..	..	..	276	1,213	..	..	..	..	39	119
..	..	..	..	16	113	..	..	..	..	..	..
..	..	..	..	1,712	13,282	..	..	..	..	605	1,969
..	..	..	..	164	869	..	..	..	..	91	356
..	..	..	..	182	379	..	..	..	..	113	219
..	..	..	..	1,067	7,973	..	.	..	..	..	..
..	..	..	..	106	566	..	..	.	..	27	65
25	266	200	1,914	225	2,180	2	7	54	160	56	167
..	..	.	..	14	118	..	.	.	..	..	..
..	..	..	..	40	201	..	.	..	..	73	184
48	682	..	..	48	682	1	10	252	755	253	765

Irrigation and Irrigation Development and Research Circles.

Statements I—E to IV—E is due to difference in treatment of fractions in some cases, and in others to the assumption that certain areas are assessed at certain rates.



## STATEMENT

No.	Name of Work.	Rabi—4 Months.					
		Heavy.*		Light.*		Total.	
		Area.	Assessment.	Area	Assessment.	Area.	Assessment.
WORKS FOR WHICH CAPITAL AND REVENUE ACCOUNTS ARE KEPT.		Acres.	Rs.	Acres.	Rs.	Acres.	Rs.
PRODUCTIVE.							
1	Gadkeri Tank† .. ..	..	..	..	..	..	..
2	Mavinkop do † .. ..	..	..	..	..	..	..
3	Shahada Channel .. ..	..	..	..	..	263	1,553
Total, Productive .. ..		..	..	..	..	263	1,553
Average rate .. ..		..	..	..	..	..	5.90
UNPRODUCTIVE.							
4	Kasurdi Tank .. ..	1	2	52	246	53	248
5	Chikhli Canal .. ..	..	..	..	..	39	300
6	Hathmati and Kharu Cut Canals .. ..	..	..	..	..	2,603	7,419
7	Dambal Tank .. ..	..	..	..	..	..	..
8	Medleri do .. ..	..	..	..	..	..	..
9	Hartala do. .. ..	..	..	..	..	66	282
10	Mhaswa do. .. ..	..	..	..	..	209	643
11	Madag do. .. ..	..	..	..	..	..	..
12	Asundi do .. ..	..	..	..	..	..	..
13	Ekrak do .. ..	..	..	..	..	2,313	12,369
14	Muchkundi do. .. ..	..	..	..	..	5	5
15	Bhadalwadi do. .. ..	4	36	..	..	4	36
16	Bhatodi do. .. ..	..	..	..	..	628	3,171
17	Koregaon do. .. ..	..	..	..	..	482	2,313
18	Krishna Canal .. ..	..	..	..	..	954	5,167
19	Upper Man River Works .. ..	..	..	..	..	995	4,180
20	Mam Tank .. ..	..	..	..	..	1,325	5,497
21	Ashi do. .. ..	..	..	..	..	2,783	11,465
22	Revari Canal .. ..	..	..	..	..	625	2,706
23	Shirsuphal Tank .. ..	7	53	211	1,210	218	1,263
24	Lower Panjhra River Works .. ..	..	..	..	..	795	4,251
25	Yerla River Irrigation Works .. ..	..	..	..	..	3,744	17,356
26	Parsul Tank .. ..	7	60	512	3,343	519	3,403

\* The classification of crops into 'heavy' and 'light' varieties has been introduced only in the Deccan

† Area under consolidated assessment.

‡ Exclusive of 1,244 acres of Mamul Bagait area

(a) Exclusive of 1,840 acres of Mamul Bagait area.

(d) The column "Miscellaneous" represents areas sanctioned and assessed but not irrigated as well as which cannot be properly classified.

G—contd.

Hot weather.						Miscellaneous (d)		Grand Total.	
Heavy.*		Light.*		Total.		Area.	Assessment.	Area	Assessment.
Area.	Assessment.	Area.	Assessment.	Area.	Assessment.				
Acres.	Rs.	Acres.	Rs.	Acres.	Rs.	Acres.	Rs.	Acres	Rs.
..	..	..	..	..	..	..	..	..	..
..	..	..	..	..	..	..	..	..	..
..	..	..	..	16	119	145	498	458	2,475
..	..	..	..	16	119	145	498	458	2,475
					7.44		3.43		5.40
..	..	..	..	..	..	..	..	54	249
..	..	..	..	9	66	1	2	245	1,202
..	..	..	..	742	2,699	..	..	13,222	70,803
..	..	..	..	..	..	..	..	485	2,298
..	..	..	..	..	..	..	..	92	726
..	..	..	..	6	28	..	..	72	310
..	..	..	..	1	4	..	..	215	694
..	..	..	..	..	..	..	..	427	2,017
..	..	..	..	..	..	..	..	85	373
..	..	..	..	151	1,060	777	3,925	3,947	23,326
..	..	..	..	4	16	..	..	57	247
..	..	..	..	1	9	13	25	18	70
..	..	..	..	..	..	..	..	943	4,503
..	..	..	..	..	..	..	..	498	2,426
..	..	..	..	3	39	75	1,381	4,847	62,302
..	..	..	..	101	325	..	..	1,376	6,233
..	..	..	..	..	..	23	46	1,705	6,568
..	..	..	..	12	80	196	674	4,116	21,748
..	..	..	..	..	..	..	..	777	3,638
..	..	..	..	..	..	34	76	547	3,757
..	..	..	..	8	60	42	128	(a)1,029	(b)7,212
..	..	..	..	10	41	..	..	3,912	18,325
..	..	53	440	53	440	408	3,415	1,318	9,076

Irrigation and Irrigation Development and Research Circles.

(b) Exclusive of Rs. 6,926 on account of enhanced water rates on old works, areas under penalties for waste of water, etc., and land insufficiently irrigated besides the areas of miscellaneous crops

## STATEMENT

No	Name of Work.	Perennial in blocks.		Perennial outside blocks.					
				Heavy.*		Light.*		Total.	
		Area.	Assessment.	Area.	Assessment.	Area.	Assessment.	Area.	Assessment.
	WORKS FOR WHICH CAPITAL AND REVENUE ACCOUNTS ARE KEPT— <i>concd.</i>	Acres.	Rs.	Acres.	Ra.	Acres.	Rs.	Acres.	Ra.
	UNPRODUCTIVE— <i>concd.</i>								
27	Mutha Canals, including Matoba Tank.	..	..	589	19,933	1,737	66,694	5,099	1,77,968
	{ Within the Poona City, Suburban Municipal and Cantonment limits, or within one mile of those limits ..	..	..	..	..	..	..	..	..
	{ On all the remaining land commanded by both Canals ..	..	..	2,762	90,950	..	..	..	..
	{ Pan gardens wherever situated throughout the Canals ..	..	..	11	391	..	..	..	..
	{ Matoba Tank ..	..	..	406	7,210	135	1,825	541	9,035
28	Gokak Canal, 1st Section and Storage Works ..	..	..	..	..	..	..	362	7,534
29	Mhaswad Tank ..	..	..	70	1,425	57	595	127	2,020
30	Jamda Canals ..	..	..	..	..	..	..	124	1,624
31	Pathri Tank ..	..	..	..	..	..	..	..	..
32	Nira Left Bank Canal and Shetphal Tank ..	20,857	4,47,860	5,664	1,01,452	553	13,644	6,217	1,15,096
33	Kadwa River Works	..	..	97	4,361	23	529	120	4,890
	{ Waghad Tank ..	..	..	..	..	..	..	..	..
	{ Palkhed Canal ..	..	..	62	4,890	19	482	81	5,372
	{ Ojhar-Tambat Canal ..	..	..	26	1,328	11	265	37	1,593
	{ Wadali Canal ..	..	..	..	..	..	..	..	..
34	Wangrols Tank ..	..	..	..	..	..	..	..	..
35	Tranza-Nagrama Tanks ..	..	..	..	..	..	..	..	..
36	Savli Tank ..	..	..	..	..	..	..	..	..
37	Chankapur Tank—Gurna Left Bank Canal ..	..	..	203	9,022	33	1,580	236	10,602
38	Sahyat Tank ..	..	..	..	..	..	..	..	..
39	{ Lake Beale—Darna Dam ..	8,562	1,88,364	2,052	40,786	346	9,647	2,398	50,433
	{ Godavari Right Bank Canal ..	6,632	1,45,917	670	11,780	114	3,211	784	14,991
	{ Godavari Left Bank Canal ..	..	..	..	..	..	..	..	..
40	Futelao Tank ..	..	..	..	..	..	..	..	..
41	Dharma Canal ..	..	..	..	..	..	..	..	..
42	Nira Right Bank Canal ..	..	..	10	240	18	279	28	519
43	{ Pravara Right Bank Canal ..	2,931	64,482	1,810	30,543	407	10,469	2,217	41,012
	{ Pravara Left Bank Canal ..	8,533	1,87,737	7,910	1,73,277	542	13,708	8,452	1,86,985
	Total, Unproductive ..	47,515	10,34,360	22,345	4,97,645	4,043	1,23,313	28,901	6,79,196
	Average rate ..		21.77		22.27(e)		30.50		23.50
	Grand Total ..	47,515	10,34,360	22,345	4,97,645	4,043	1,23,313	28,914	6,79,448
	Average rate ..		21.77		(e)22.27		30.50		23.50

\*The classification of crops into 'heavy' and 'light' varieties has been introduced only in the Deccan  
(e) The average rate of assessment for 'Heavy perennials' is lower than that for 'Light perennials' due to the fact

G—contd.

Two Seasonal						Monsoon—4 months.					
Heavy.*		Light.*		Total.		Heavy.*		Light.*		Total	
Area.	Assess-ment.	Area.	Assess-ment.	Area.	Assess-ment.	Area.	Assess-ment.	Area.	Assess-ment.	Area.	Assess-ment.
Acres.	Rs.	Acres.	Rs.	Acres.	Rs.	Acres.	Rs.	Acres.	Rs.	Acres.	Rs.
645	10,877	300	3,220	945	14,097	276	1,572	3,068	10,416	3,344	11,988
119	2,000	39	462	158	2,462	..	..	198	795	198	795
..	..	..	..	1,914	19,693	..	..	..	..	3,301	14,393
1,762	13,069	1,179	7,112	2,941	20,181	..	..	239	1,009	239	1,009
..	..	..	..	109	566	..	..	..	..	14	28
..	..	..	..	215	1,517	..	..	..	..	..	..
2,593	46,674	4,904	58,848	7,497	1,05,522	37	222	2,067	8,268	2,104	8,490
123	8,722	45	535	168	9,257	1	11	3	15	4	26
119	6,155	..	..	119	6,155	1	15	32	144	33	159
173	5,825	1	7	174	5,832	22	194	3	26	25	220
..	..	..	..	..	..	..	..	..	..	310	1,598
..	..	..	..	..	..	..	..	..	..	..	..
..	..	..	..	..	..	..	..	..	..	1,006	4,072
179	1,449	8	91	187	1,540	1	4	665	2,977	666	2,981
..	..	..	..	..	..	..	..	..	..	114	457
20	360	685	8,549	705	8,909	3	30	1,129	4,747	1,132	4,777
5	90	199	2,461	204	2,551	..	..	392	1,694	392	1,694
..	..	..	..	..	..	..	..	..	..	..	..
..	..	..	..	..	..	..	..	..	..	436	2,093
555	8,723	447	5,161	1,002	13,884	..	..	1,606	8,560	1,606	8,560
69	1,268	500	6,160	500	6,160	..	..	712	2,919	712	2,919
..	..	137	1,664	206	2,932	..	..	2,093	8,935	2,093	8,935
6,435	1,06,160	8,644	96,184	21,763	2,54,485	345	2,066	12,513	51,420	29,889	1,44,745
..	16'50	..	11'13	..	11'70	..	6'00	..	4'11	..	4'84
6,435	1,06,160	8,644	96,184	21,763	2,54,485	345	2,066	12,513	51,420	29,910	1,44,798
..	16'50	..	11'13	..	11'70	..	6'00	..	4'11	..	4'84

Irrigation and Irrigation Development and Research Circles.

that the former includes areas of cane for which only one watering was given and also areas of short term sanctions.

## STATEMENT

No.	Name of Work.	Rabi—4 Months.					
		Heavy.*		Light.*		Total.	
		Area.	Assessment.	Area.	Assessment.	Area.	Assessment.
		Acres.	Rs.	Acres.	Rs.	Acres.	Rs.
	<b>WORKS FOR WHICH CAPITAL AND REVENUE ACCOUNTS ARE KEPT—<i>condd.</i></b>						
	<b>PRODUCTIVE—<i>condd.</i></b>						
27	Mutha Canals including Matoba Tank. Within the Poona City, Suburban Municipal and Cantonment limits or within one mile of those limits .. On all the remaining land commanded by both Canals .. Pan gardens wherever situated throughout the Canals .. Matoba Tank ..	147	1,813	448	3,763	595	5,576
28	Golak Canal 1st Section and Storage Works .. ..	335	4,098	1,504	12,261	1,839	16,359
29	Mhaswad Tank .. ..	..	..	..	..	3,686	23,492
30	Jamda Canals .. ..	162	1,795	1,622	13,675	1,784	15,470
31	Pathri Tank .. ..	..	..	..	..	497	1,631
32	Nira Left Bank Canal and Shephal Tank .. ..	..	..	..	..	835	3,743
32	Nira Left Bank Canal and Shephal Tank .. ..	2,059	24,708	21,658	1,73,264	23,717	1,97,972
33	Kadwa River Works. Waghad Tank .. Palghed Canal .. Ohar-Tambat Canal .. Wadali Canal ..	38 22 62	447 257 727	121 32 77	968 263 618	159 54 139	1,415 520 1,345
34	Wangroli Tank .. ..	..	..	..	..	160	671
35	Tranra-Nagrama Tanks .. ..	..	..	..	..	..	..
36	Savli Tank .. ..	..	..	..	..	..	..
37	Chankapur Tank—Girna Left Bank Canal .. ..	43	411	2,217	17,501	2,260	17,912
38	Sahiat Tank .. ..	..	..	..	..	154	644
39	Lake Beals—Darna Dam Godavari Right Bank Canal Godavari Left Bank Canal	51 91	656 1,147	1,741 900	14,484 7,517	1,792 991	15,140 8,664
40	Futelo Tank .. ..	..	..	..	..	78	233
41	Dharma Canal .. ..	..	..	..	..	..	..
42	Nira Right Bank Canal .. ..	760	9,536	10,697	92,965	11,457	1,02,501
43	Pravara Right Bank Canal Pravara Left Bank Canal	180 98	2,162 1,355	1,877 1,954	16,683 18,847	2,057 2,052	18,845 20,202
	Total, Unproductive ..	4,067	49,263	45,623	3,77,608	72,666	5,34,409
	Average rate ..		12.11		8.28		7.35
	Grand Total ..	4,067	49,263	45,623	3,77,608	72,929	5,35,962
	Average rate ..		12.11		8.28		7.35

\*The classification of crops into 'heavy' and 'light' varieties has been introduced only in the Deccan  
†This represents area in the basin of Lake Beals let out for Cultivation and assessment charged thereon. These areas  
‡This represents area indirectly irrigated by under ground percolation from the Mutha Left Bank Canal and the  
(d) The column 'Miscellaneous' represents areas sanctioned and assessed but not irrigated as well as areas under  
cannot be properly classified.

G-concl'd.

Hot weather.						Miscellaneous (d)		Grand total.	
Heavy.*		Light.*		Total.		Area.	Assessment.	Area.	Assessment.
Area.	Assessment.	Area.	Assessment.	Area.	Assessment.				
Acres.	Rs.	Acres.	Rs.	Acres.	Rs.	Acres.	Rs.	Acres.	Rs.
36	384	40	465	76	849	937	2,256	10,996 129	2,12,734 352
..	..	..	..	..	..	6	24	2,742	28,675
..	..	..	..	8	102	476 <sup>P</sup>	1,006	9,747	66,220
3	9	45	418	48	427	860	6,588	5,999	45,695
..	..	..	..	69	404	111	220	924	4,473
..	..	..	..	..	..	..	..	1,050	5,260
..	..	5,581	27,905	5,581	27,905	2,026	7,277	67,999	9,10,122
..	..	4	30	4	30	676	4,379	1,131	19,997
..	..	5	46	5	46	518	2,217	810	14,469
..	..	16	149	16	149	326	2,658	717	11,797
..	..	..	..	54	263	..	..	524	2,532
..	..	..	..	..	..	..	..	..	..
..	..	..	..	..	..	..	..	1,006	4,072
..	..	48	412	48	412	1,737	13,781	5,134	47,228
..	..	..	..	..	..	..	..	268	1,101
..	..	..	..	..	..	1,357	11,411	1,357	11,411
37	385	..	..	37	385	1,071	7,927	15,697	2,75,935
27	297	..	..	27	297	745	4,841	9,775	1,78,955
..	..	..	..	17	125	..	..	95	358
..	..	..	..	..	..	..	..	436	2,903
..	..	15	95	15	95	60	210	14,168	1,25,769
13	130	..	..	13	130	701	7,770	9,131	1,41,318
22	226	..	..	22	226	1,543	13,632	22,901	4,20,649
138	1,431	5,808	29,969	7,141	36,712	13,719	85,869	2,21,594 129	27,69,776 352
	10*37		5*16		5*14		6*26		12*50
138	1,431	5,808	29,969	7,157	36,831	13,864	86,367	2,22,052 129	27,72,251 352
	10*37		5*16		5*15		6*23		12*48

Irrigation and Irrigation Development and Research Circles. cannot be classified in respect of different crops. assessment thereon. penalties for waste of water, etc., and land insufficiently irrigated besides the areas\* if miscellaneous crops which

## STATEMENT

Statement showing Operations of the year 1928-29

No.	Name of Work.	Amount of Estimate, Direct and Indirect.	Capital Outlay, Direct and Indirect.		Length of	
			During 1928-29.	To end of 1928-29.	Main canal and branches.	Distributaries.
1	2	3	4	5	6	7
<b>WORKS FOR WHICH CAPITAL AND REVENUE ACCOUNTS ARE KEPT.</b>		Rs.	Rs.	Rs.	Miles.	Miles.
<b>PRODUCTIVE.</b>						
1	Gadikeri Tank .. ..	16,918	...	16,918	...	1.50
2	Mavinkop do. .. ..	33,504	...	33,504	...	2.79
3	Shahada Channel .. ..	1,07,547	...	1,07,547	20.52	1.15
Total, Productive ..		1,57,969	...	1,57,969	20.52	5.44
<b>UNPRODUCTIVE.</b>						
4	Kasurdi Tank .. ..	45,590	...	45,590	...	1.75
5	Chikhli Canal .. ..	57,442	...	57,442	6.50	...
6	Hathmati and Khari Canals .. ..	13,18,729	...	13,18,729	60.00	82.50
7	Dambal Tank .. ..	63,980	...	63,980	...	3.27
8	Medleri do. .. ..	81,392	...	81,392	...	5.64
9	Hartala do. .. ..	73,382	...	73,382	...	5.50
10	Mhasva do. .. ..	1,38,956	...	1,38,956	...	7.00
11	Madag do. .. ..	1,67,598	...	1,67,598	9.00	...
12	Asundi do. .. ..	74,995	...	74,995	...	4.86
13	Ekruk do. .. ..	13,40,386	...	13,40,386	48.00	1.68
14	Muchkundi do. .. ..	1,58,707	...	1,58,707	5.50	2.25
15	Bhadalvadi do. .. ..	2,27,422	...	2,27,422	...	9.75

\* Area under consolidated

H.

## in the Bombay Presidency, excluding Sind.

Area under Command.		Rain-fall.	Discharge of Canal at head, cubic feet per second.	Area		Amount of gross Assessment.	Realizations.	Working Expenses.	Net Revenue.
Gross.	Irrigable at present.			Applied for.	Irrigated.				
8	9	10	11	12	13	14	15	16	17
Acres.	Acres.	Inches.		Acres.	Acres.	Rs.	Rs.	Rs.	Rs.
687	417	32·91	0·76	..	*407	2,356	2,356	380	1,976
872	617	62·70	0·12	..	*412	1,297	1,297	279	1,018
3,000	2,400	24·07	2·13	444	{ <sup>458</sup> *1,244}	8,644	10,919	6,147	4,772
4,559	3,434	...	...	444	{ <sup>458</sup> *2,063}	12,297	14,572	6,806	7,766
597	150	21·20	...	Not known.	54	4,422	4,242	1,409	2,833
1,871	1,478	23·03	3·35	230	245	1,938	2,725	2,079	646
76,744	24,000	{ <sup>28·70</sup> <sup>35·45</sup> }	92·00	13,050	13,222	78,431	67,137	37,841	29,296
3,000	1,000	14·10	2·82	485	{ <sup>485</sup> *143}	3,977	1,783	727	1,056
1,916	600	20·75	3·42	92	92	1,002	1,102	1,108	-6
584	415	27·41	0·06	70	72	1,129	924	923	1
4,647	1,700	24·85	0·94	205	215	2,283	2,116	1,556	260
2,851	1,345	23·21	8·60	427	427	3,083	3,037	2,118	919
1,800	1,011	15·00	2·50	85	{ <sup>85</sup> *190}	1,167	1,314	1,349	-35
17,152	16,941	28·69	11·99	3,947	3,947	1,25,365	1,28,550	26,510	1,02,040
5,570	750	13·31	..	57	57	251	113	1,670	-1,557
3,000	2,000	20·31	0·40	Not known.	18	487	9,567	4,401	5,166

assessment.



## STATEMENT

No.	Name of Work.	Amount of Estimate. Direct and Indirect.	Capital Outlay, Direct and Indirect.		Length of		
			During 1928-29.	To end of 1928-29.	Main Canal and branches	Distributaries.	
1	2	3	4	5	6	7	
	<b>WORKS FOR WHICH CAPITAL AND REVENUE ACCOUNTS ARE KEPT—contd.</b>	Rs.	Rs.	Rs.	Miles.	Miles.	
	<b>UNPRODUCTIVE—contd.</b>						
16	Bhatodi Tank .. ..	3,79,707	...	3,79,707	4·50	5·50	
17	Koregaon do. .. ..	39,189	...	39,189	3·75	...	
18	Krishna Canal .. ..	9,52,050	...	9,49,807	63·87	...	
19	Upper Man River Works ..	4,39,286	...	4,39,286	17·50	6·50	
20	Maini Tank .. ..	4,96,330	...	4,96,330	9·25	7·58	
21	Ashti do. .. ..	8,41,708	...	8,41,708	27·50	3·15	
22	Revari Canal .. ..	59,811	...	59,811	10·25	...	
23	Shirsuphai Tank .. ..	2,24,568	...	2,24,568	...	12·50	
24	Lower Panjhra River Works ..	4,68,621	...	4,68,621	...	45·00	
25	Yerla River Irrigation Works ..	7,81,508	...	7,81,508	33·53	4·00	
26	Parsul Tank .. ..	2,18,946	...	2,14,995	...	4·75	
27	Mutha Canals & Matoba Tank ..	66,97,168	1,740	65,52,201	88·00	84·00	
28	Gokak Canal, First Section and Storage Works .. ..	14,66,167	...	14,66,167	16·13	35·43	
29	Mhaswad Tank .. ..	20,96,016	...	20,96,016	66·25	43·36	
30	Jamda Canals .. ..	10,51,360	...	10,51,360	39·00	75·00	
31	Pathri Tank .. ..	6,42,846	...	6,42,846	4·66	3·33	
32	Nira Left Bank Canal including Shetphal Tank .. ..	1,03,15,215	5,06,098	1,21,84,386	106·79	139·00	
33	Kadwa River Works.	Waghad Tank .. Palkhed Canal .. Ojhar Tambat Canal .. Wadali Canal ..	10,35,876	...	10,35,876	...	...
						11·00	13·92
						4·50	...
						8·62	...

\* Area under

† Area indirectly irrigated by underground

H—contd.

Area under Command.		Rain-fall.	Dis-charge of Canal at head, cubic feet per second.	Area		Amount of gross Assessment.	Realiza-tions.	Working Expenses.	Net Revenue.
Gross.	Irrigable at present.			Applied for.	Irrigat-ed.				
8	9	10	11	12	13	14	15	16	17
Acres.	Acres.	Inches.		Acres.	Acres.	Rs.	Rs.	Rs.	Rs.
15,126	12,124	36·69	0·64	950	943	8,640	8,716	4,965	3,751
2,394	1,050	22·48	1·18	498	498	2,493	2,105	1,933	172
28,327	12,320	22·17	48·73	4,618	4,847	63,205	71,441	30,118	41,323
8,443	2,080	21·58	1·13	1,331	1,376	6,307	6,829	7,241	-412
4,876	4,625	24·53	6·47	1,594	1,705	6,730	8,438	5,228	3,210
17,882	11,780	26·48	9·80	4,116	4,116	26,843	24,812	13,114	11,698
3,813	1,920	23·65	0·61	700	777	3,832	3,021	2,766	255
4,500	1,800	16·88	1·08	Not known.	547	4,274	5,110	28,144	-23,034
13,117	12,627	32·07	1·99	1,015	{ 1,029 *1,840 }	24,424	28,191	6,524	21,667
11,234	5,480	25·68	9·64	3,900	3,912	18,843	20,845	68,715	-47,874
3,337	1,000	24·09	2·09	816	1,318	9,270	7,865	2,264	5,601
104,787	20,050	{ 23·17 25·32 }	{ 165·00 7·00 }	Not known.	{ +29 13,738 }	3,72,084	3,02,269	1,37,281	1,64,588
18,668	17,627	19·68	23·07	9,747	9,747	86,342	75,405	13,542	61,863
129,045	24,800	25·20	48·00	5,639	5,999	50,165	43,826	19,650	24,170
46,288	5,000	27·75	28·70	909	924	11,254	11,430	11,084	346
5,000	2,500	27·86	2·09	1,050	1,050	14,097	14,010	3,812	10,198
2,74,447	117,480	{ 23·20 22·65 }	{ 366·00 31·00 }	Not known.	67,999	9,19,787	10,28,106	3,23,253	7,04,853
..	..	47·75	...	..	..				
28,832	11,853	28·96	16·00	1,104	1,131				
8,055	3,384	21·45	6·00	788	810	51,150	33,887	41,509	-7,622
3,486	2,785	25·62	5·00	598	717				

consolidated assessment.  
percolation from the Mutha Left Bank Canal.

## STATEMENT

No.	Name of Work.	Amount of Estimate, Direct and Indirect.	Capital Outlay, Direct and Indirect.		Length of	
			During 1928-29.	To end of 1928-29.	Main Canal and branches.	Distributaries.
1	2	3	4	5	6	7
	WORKS FOR WHICH CAPITAL AND REVENUE ACCOUNTS ARE KEPT —concl'd.	Rs.	Rs.	Rs.	Miles.	Miles.
	UNPRODUCTIVE—concl'd.					
34	Wangroli Tank .. ..	2,93,295	...	2,93,295	17·26	...
35	Tranza Nagrama Tanks .. ..	2,80,635	...	2,80,635	7·60	...
36	Savli Tank .. ..	2,55,210	...	2,55,210	8·35	1·32
37	Chankapur Tank—Girna Left Bank Canal .. ..	20,56,431	...	20,56,431	18·61	20·80
38	Sahiat Tank ... ..	1,84,029	...	1,84,029	9·25	1·79
39	{ Lake Beale—Darna Dam .. .. Godavari Right Bank Canal .. .. Godavari Left Bank Canal .. .. }	1,04,70,890	1,649	1,03,11,878	{ 74·00 48·00 }	{ 78·00 34·00 }
40	Futelao Tank .. ..	1,16,461	...	1,16,461	3·99	...
41	Dharma Canal .. ..	97,832	...	97,832	27·15	3·71
42	Nira Right Bank Canal .. ..	5,83,07,259	11,06,434	3,74,32,199	†162·75	†149·50
43	Pravara River Works. { Pravara Right Bank Canal .. .. Pravara Left Bank Canal .. .. }	1,50,07,468	—224	1,50,07,468	{ 33·00 82·12 }	{ 43·00 105·37 }
	Total, Unproductive .. ..	11,90,24,461	16,15,697	9,97,08,399	1,135·98	1,044·71
	GRAND TOTAL .. ..	11,91,82,430	16,15,697	9,98,66,368	1,156·50	1,050·15

\* Area under consolidated assessment.

† Area indirectly irrigated by underground percolation

‡ Approximate as executed.

§ In the tract from mile 0 to 65.

¶ In the tract from mile 66 to tail.

H—concl.

Area under Command.		Rain-fall.	Dis-charge of Canal at head, cubic feet per second.	Area		Amount of gross Assessment.	Realiza-tions.	Working Expenses	Net Revenue.
Gross.	Irriga-ble at present.			Applied for.	Irriga-ed.				
8	9	10	11	12	13	14	15	16	17
Acres.	Acres.	Inches.		Acres.	Acres.	Rs.	Rs.	Rs.	Rs.
5,000	3,460	35·17	37·75	496	524	3,412	3,780	6,994	—3,214
1,500	800	30·60	Nil.	..	Nil.	1,825	2,291	2,525	—234
4,700	3,000	31·07	71·46	984	1,006	5,055	6,398	6,349	49
29,182	8,500	24·86	36·00	3,581	5,134	48,338	38,525	57,501	—18,976
4,000	2,000	40·18	22·03	258	268	1,921	996	5,959	—4,963
144,310	49,331	31·17	183·00	15,353	357 15,697	4,76,795	6,03,662	3,34,523	2,69,139
88,080	30,109	18·54 19·35	93·00	9,465	9,775				
1,500	800	30·07	10·29	96	95	397	586	2,561	—1,975
13,562	12,870	70·07	54·43	436	436 *5,227	550	1,005	2,505	1,500
496,377	132,000	19·34 22·65	203·00	12,951	14,168	1,28,422	1,06,970	2,30,503	—1,23,533
73,763	16,960	25·74	72·00	9,035	9,131	5,76,997	6,00,062	3,40,116	2,59,946
154,957	40,040	26·21	277·00	22,338	22,901				
1,868,320	623,485	...	...	133,014	221,594 *7,400 †29	31,46,997	32,83,191	17,92,680	14,90,511
1,872,879	626,919	...	....	133,458	222,052 *9,463 †29	31,59,294	32,97,763	17,99,486	14,98,277

from the Mutha Left Bank Canal.

---

Statistical Statements  
for  
Irrigation Works in Sind  
For the year 1928-29

---

**STATEMENT**  
*Statement of Canals in the Indus Right*

55, Construction of Irrigation, Navigation,						
1.—						
	Begari Canals Division.			Ghar Canals Division.		Shikarpur
	Desert Canal.	Unhar-wah.	Begari Canal.	Ghar Canal.	Sukkur Canal.	Canals in Rohri.
1	2	3	4	5	6	7
Source of supply of water ..	River Indus.	River Indus.	River Indus.	River Indus.	River Indus.	River Indus.
Minimum discharge } C. ft. per of water } second. }	..	..	..	..	..	..
Maximum discharge of canal ..	5,796	2,864	8,162	9,359	3,303	2,630
Average annual rainfall . Inches.	2.42	3.49	3.84	1.22	1.54	..
Gross area commanded .. Acres.	448,955	246,970	751,680	505,649	246,713	196,598
Culturable area com- manded ..	448,955	203,244	651,076	395,944	162,118	174,823
Area irrigable by com- plete project ..	129,660	112,025	340,260	250,000	90,000	118,935
Area irrigable at present. ..	129,660	112,025	340,260	250,000	90,000	118,935
Area occupied ..	409,021	163,166	643,945	357,317	154,123	108,585
<i>Sanctioned estimate.</i>						
Direct charges .. } Rs.	27,55,056	8,05,055	25,07,565	6,78,303	14,84,574	1,73,010
Indirect charges .. }	..	..	..	..	..	..
Interest during construction ..	36,54,998	9,90,980	39,06,337	11,17,054	29,83,745	53,134
Total estimate .. Rs.	64,10,054	17,96,035	64,13,902	17,95,357	44,68,319	2,26,144
<i>Expenditure to end of 1928-29</i>						
Direct charges .. Rs.	26,74,305	7,83,811	24,27,993	6,43,570	14,21,461	1,69,693
Indirect charges ..	80,751	21,244	79,572	34,733	63,113	3,317
Interest during construction. ..	36,54,998	9,90,980	39,06,337	11,17,054	29,83,745	53,134
Total expenditure .. Rs.	64,10,054	17,96,035	64,13,902	17,95,357	44,68,319	2,26,144
<i>Works as now sanctioned.</i>						
Main canals irrigation .. Miles.	92	33	83	43	72	120
Branch canals ..	194	83	108	266	56	14
Distributaries ..	38	..	58	..	15	14
Of above— Navigable canals ..	4	..	56	109	..	..
<i>Works completed at end of 1928-29</i>						
Main canals irrigation .. Miles.	92	33	83	43	72	120
Branch canals ..	194	83	108	266	56	14
Distributaries ..	38	..	58	..	15	14
Of above— Navigable canals ..	4	..	56	109	..	..

I-A.

## Bank Circle for the year 1928-29.

Embankment and Drainage Works—Capital Expenditure not charged to Revenue.

Productive.

Canals Division.		Karachi Canals Division.				Western Nara Division.			Total, Productive.
Sind Canal.	Rajib, Chitti and Karang.	Baghar Canal.	Indus Canals Right Bank.	Pinyari.	Indus Canals Left Bank.	Western Nara including Pritchard.	Phitta Canal.	Marvi Canal.	
8	9	10	11	12	13	14.	15	16	17
River Indus.	River Indus.	River Indus.	River Indus.	River Indus.	River Indus.	River Indus.	River Indus.	River Indus.	
..	..	..	..	..	..	..	..	..	....
2,783	734	8,646	1,099	4,864	4,136	9,238	495	250	....
232,497	48,829	112,057	194,000	191,600	104,244	829,669	29,848	17,800	4,157,409
147,473	29,940	95,301	193,701	185,600	84,048	363,705	11,960	9,521	3,157,409
95,938	29,800	90,000	150,000	180,000	80,000	301,113	10,400	6,400	1,984,531
95,938	29,800	90,000	150,000	180,000	80,000	301,113	10,400	6,400	1,984,531
135,090	28,217	97,370	54,603	139,737	67,414	409,866	15,326	8,995	2,792,775
8,34,480	2,86,824	7,63,445	90,973	12,46,655	2,67,918	22,97,134	26,136	9,737	1,42,26,865
208,341	68,276	1,62,822	27,539	3,14,885	66,788	4,39,234	5,245	1,896	1,40,01,274
10,42,821	3,55,100	9,26,267	1,18,512	15,61,540	3,34,706	27,36,368	31,381	11,633	2,82,28,139
8,24,066	2,82,206	1,45,054	89,122	12,12,044	2,61,894	22,43,471	25,570	9,507	1,38,13,767
10,414	4,618	18,391	1,851	34,611	6,024	53,663	566	230	4,13,098
2,08,341	68,276	1,62,822	27,539	3,14,885	66,788	4,39,234	5,245	1,876	1,40,01,274
10,42,821	3,55,100	9,26,267	1,18,512	15,61,540	3,34,706	27,36,368	31,381	11,633	2,82,28,139
40	23	93	95	68	112	187	37	15	1,113
103	..	66	9	332	80	282	..	..	1,593
..	..	..	..	..	..	9	..	..	134
..	..	93	9	24	36	178	..	..	509
40	23	93	95	68	112	187	37	15	1,113
103	..	66	9	332	80	282	..	..	1,593
..	..	..	..	..	..	9	..	..	134
..	..	93	9	24	36	178	..	..	509

## STATEMENT I-A—contd.

55, Construction of Irrigation, Navigation, Embankment and Drainage Works—Capital Expenditure not charged to Revenue.					
2—Unproductive.					
	Shikarpur Canals Division.	Karachi Canals Division.		Western Nara Division.	Total Un- productive.
	Mahiwah.	Sattah.	Kalri.	Dadu Canals.	
1	2	3	4	5	6
Source of supply of water ..	River Indus.	River Indus.	River Indus.	River Indus.	
Minimum discharge of } C. ft. per water .. } second. }	..	..	..	..	....
Maximum discharge of canal ..	2,730	1,150	913	279	....
Average annual rainfall .. Inches	..	3.72	3.11	0.73	....
Gross area commanded .. Acres.	200,251	36,971	59,356	35,676	332,254
Culturable area commanded ..	155,228	34,294	40,317	30,654	260,493
Area irrigable by complete project ..	106,873	30,000	40,000	21,550	198,423
Area irrigable at present ..	106,873	30,000	40,000	21,550	198,423
Area occupied ..	173,449	21,719	37,521	19,980	252,669
<i>Sanctioned estimate.</i>					
Direct charges .. } Rs.	14,72,576	1,88,156	1,01,572	28,915	17,91,219
Indirect charges .. }					
Interest during construction ..	12,51,346	1,46,168	23,908	5,639	14,27,061
Total estimate .. Rs.	27,23,922	3,34,324	1,25,480	34,554	32,18,280
<i>Expenditure to end of 1928-29.</i>					
Direct charges .. .. Rs.	14,13,136	1,81,886	98,514	28,249	17,21,785
Indirect charges .. ..	59,440	6,270	3,058	666	69,434
Interest during construction .. ..	12,51,346	1,46,168	23,908	5,639	14,27,061
Total expenditure .. Rs.	27,23,922	3,34,324	1,25,480	34,554	32,18,280
<i>Works as now sanctioned.</i>					
Main canals irrigation .. Miles.	37	32	23	23	115
Branch canals .. ..	178	5	66	14	263
Distributaries .. ..	87	..	..	..	87
Of above— Navigable canals .. ..	..	4	..	3	7
<i>Works completed at end of 1928-29.</i>					
Main canals irrigation .. Miles.	37	32	23	23	115
Branch canals .. ..	178	5	66	14	263
Distributaries .. ..	87	..	..	..	87
Of above— Navigable canals .. ..	..	4	..	3	7



## STATEMENT

### Statement of Canals in the Indus

55, Construction of Irrigation, Navigation, Embankment and Drainage					
I—Pro					
Hyderabad Canals					
	Alibahar Kacberi.	Great Marakh.	Sartraj.	Gharo Mahamudo.	Kari Shumali.
1	2	3	4	5	6
Source of supply of water .. ..	River Indus.	River Indus.	River Indus.	River Indus.	River Indus.
	(a) 30,545	(a) 30,545	(a) 30,545	(a) 30,545	(a) 30,545
Minimum discharge of water C.ft. per second.	358	1,644	603	1,049	1,316
Maximum discharge of canal .. ..	1'46"	2'21"	2'52"	2'33"	2'55"
Average annual rainfall .. ..	60,651	232,470	1,44,252	2,38,896	293,300
Gross area commanded .. ..	55,193	148,183	116,827	181,311	2,89,798
Culturable area commanded .. ..	18,300	73,929	40,800	68,623	99,989
Area irrigable by complete project .. ..	18,300	73,929	40,800	68,623	99,989
Area irrigable at present .. ..	38,046	155,636	72,391	1,91,642	133,571
Area occupied .. ..					
<i>Sanctioned estimate.</i>					
Direct charges .. ..	Rs. 1,07,169	4,58,028	1,24,680	1,09,785	15,793
Indirect charges .. ..	85,155	5,37,611	2,49,574	22,992	3,718
Interest during construction .. ..					
Total estimate .. ..	Rs. 1,92,324	9,95,719	3,74,254	1,32,777	19,511
<i>Expenditure to end of 1928-29.</i>					
Direct charges .. ..	Rs. 1,03,430	4,41,387	1,18,559	1,06,040	15,191
Indirect charges .. ..	3,739	16,641	6,121	3,745	602
Interest during construction .. ..	85,155	5,37,691	2,49,574	22,992	3,718
Total, expenditure .. ..	Rs. 1,92,324	9,95,719	3,74,254	1,32,777	19,511
<i>Works as now sanctioned.</i>					
Main Canals Irrigation .. ..	Miles. 26	24	80	26	37
Branch Canals .. ..	32	146	35	194	128
Distributaries .. ..	..	..	..	..	..
Of above—					
Navigable Canals .. ..	Miles. 22	22	30	58	31
<i>Works completed at end of 1928-29.</i>					
Main Canals Irrigation .. ..	Miles. 26	24	80	26	37
Branch Canals .. ..	32	146	35	194	128
Distributaries .. ..	..	..	..	..	..
Of above—					
Navigable Canals .. ..	Miles. 22	22	30	58	31

(a) Minimum discharge of  
(b) Minimum discharge of

## I-A—contd.

## Left Bank Circle for the year 1928-29.

Works—Capital Expenditure not charged to Revenue.

ductive.

Division.		Fuleli Canals Division.		Nasrat Canals Division.	
Nasirwab.	Total.	Fuleli Canal.	Indus Canals.	Dambhro.	Naulakhi.
7	8	9	10	11	12
River Indus. (a) 30,545	..	River Indus. (b) 29,156	River Indus. (b) 29,156	River Indus. (a) 30,545	River Indus. (a) 30,545
898	..	11,192	11,192	405	2,069
2' 3	..	0' 72	3' 30	0' 78	1' 0
1,3,435	1,105,674	1,703,000	147,800	135,230	2,52,009
1,18,683	910,065	1,457,747	96,969	51,290	162,189
42,318	343,959	400,000	35,000	72,165	105,240
42,318	343,959	400,000	30,000	15,200	51,425
88,897	6,81,185	818,884	55,330	39,974	124,103
47,157	8,62,612	32,40,499	1,15,928	51,818	135,678
10,446	9,09,576	38,69,522	28,090	10,419	30,707
57,603	17,72,188	71,10,021	1,44,018	62,237	1,66,385
45,640	8,30,247	31,20,359	1,12,485	50,514	1,31,640
1,517	32,365	1,20,140	3,443	1,304	4,038
10,446	9,09,576	38,67,522	28,090	10,419	30,707
57,603	17,72,188	71,10,021	1,44,018	62,237	1,66,385
25	218	100	67	30	28
102	637	874	70	35	81
..	..	28	4	....	15
16	179	328	10	65	124
25	218	100	67	29	28
102	637	874	70	35	81
..	..	28	4	....	15
16	179	328	10	64	124

Indus at Rukkur.  
Indus at Kori.

## STATEMENT

55, Construction of Irrigation, Navigation, Embankment and Drainage

2—Unpro

	Jamrao Canal Division.		Eastern Nara		
	Jamrao Canal.	Nara Supply Channel.	Eastern Nara Canal.	Mithrao Canal.	Thar Canal.
1	2	3	4	5	6
Source of supply of water .. ..	Eastern Nara.	Indus.	Nara supply channel.	Eastern Nara.	Eastern Nara.
Minimum discharge of water C.ft. per second.	....	(a) 30,545	....	....	....
Maximum discharge of canal .. ..	3.181	12,379	6,158	2.48	1.033
Average annual rainfall .. .. Inches.	6.79	....	....	3.57	4.73
Gross area commanded .. .. Acres.	870,850	151,400	789,991	437,551	158,044
Culturable area commanded.	(c) 811,065	(c) 32,000	(c) 5,09,426	(c) 405,747	136,000
Area irrigable by complete project .. ..	300,000	12,200	90,900	143,500	50,000
Area irrigable at present .. ..	195,486	12,200	42,200	136,300	50,000
Area occupied .. ..	666,870	19,370	178,065	312,393	127,848
<i>Sanctioned estimate.</i>					
Direct charges .. .. Ra.	1,01,34,605	....	....	....	....
Indirect charges .. ..	93,82,036	....	....	....	....
Interest during construction .. ..	....	....	....	....	....
Total estimate .. .. Ra.	1,95,16,641	....	....	....	....
<i>Expenditure to end of 1928-29.</i>					
Direct charges .. .. Ra.	97,02,619	....	....	....	....
Indirect charges .. ..	2,94,221	....	....	....	....
Interest during construction .. ..	93,82,036	....	....	....	....
Total expenditure .. .. Ra.	1,93,78,876	....	....	....	....
<i>Works as now sanctioned.</i>					
Main Canals Irrigation .. .. Miles.	138	12	264	97	24
Branch Canals .. ..	58	....	....	33	47
Distributaries .. ..	516	....	18	101	19
Of above—					
Navigable Canals .. .. Miles.	....	12	204	45	....
<i>Works completed at end of 1928-29.</i>					
Main Canals Irrigation .. .. Miles.	138	12	264	97	24
Branch Canals .. ..	58	....	....	33	47
Distributaries .. ..	516	....	18	101	19
Of above—					
Navigable Canals .. .. Miles.	....	12	204	45	....

(a) Minimum discharge of  
 (b) Minimum discharge of  
 (c) These figures have been

## I-A—concl'd.

## Works—Capital Expenditure not charged to Revenue.

ductive.

Division.			Fuleli Canals Division.	Nasrat Canals Division.		
Khipro Canal.	Hiral Canal.	Total.	Hasanali Canal.	Dad Canal including Ren Distributory.	Nasrat Canal.	Total.
7	8	9	10	11	12	13
Eastern Nara.	Eastern Nara.		Indus.	Indus.	Indus.	
1'6	195	...	(b) 29,156	(a) 30,545	(a) 30,545	....
4'9	2'61	....	964	3,567	2,777	....
35,743	55,490	1,628,209	4'00	1'58	1'28	....
33,345 (c)	50,154 (c)	1,167,172	144,000	630,100	383,700	1,013,800
8,000	15,700	320,300	79,369	(c) 326,477	323,113	(c) 649,590
8,000	20,000	268,700	21,000	1-5.4.0	104,100	247,500
31,395	43,113	712,154	19,000	84,800	112,677	199,427
			44,883	206,355	178,473	384,868
..	..	88,32,271	3,11,548	27,11,649	18,84,585	45,96,234
..	..	1,32,44,580	2,50,755	24,42,301	16,44,025	40,86,326
..	..	2,20,83,851	5,62,303	51,53,950	35,28,610	86,82,560
..	..	83,88,675	2,96,463	26,14,183	18,26,178	44,40,361
..	..	29,095	15,185	95,109	58,407	1,53,516
..	..	1,32,44,580	2,50,755	24,42,301	16,44,025	40,86,326
..	..	2,19,30,350	5,62,303	51,51,593	35,28,610	86,80,203
15	19	431	31	96	97	193
..	22	102	45	193	95	288
..	13	151	14	120	118	238
..	..	261	39	409	310	719
15	19	431	31	87	80	167
..	22	102	45	199	137	336
..	13	151	14	91	66	157
..	..	261	39	377	283	660

Indus at Bukkur.  
Indus at Kotri.  
copied from the Collector's Statements.

## STATEMENT

## Capital Account of Irrigation Works in

Name and Number of Work.	Dues			
	Direct			
	Works.	Establishment including Pensionary Charges.	Tools and Plant.	Total.
1	2	3	4	5
<b>A. IRRIGATION WORKS.</b>				
<b>PRODUCTIVE.</b>				
1. Alibahar Kacheri Canal .. ..	....	....	....	....
2. Sarfrazwah .. ..	....	....	....	....
3. Ghar Canal .. ..	....	....	....	....
4. Great Marak Canal .. ..	....	....	....	....
5. Sukkur Canal .. ..	....	....	....	....
6. Unharwah .. ..	2,937	715	19	3,671
7. Begari Canal .. ..	23,632	5,749	150	29,531
8. Desert Canal .. ..	....	....	....	....
9. Fuleli Canal .. ..	43	18	1	62
10. Naulakhi Canal .. ..	....	....	....	....
11. Pinyari Canal .. ..	254	126	1	381
12. Indus Canals, Right Bank .. ..	....	....	....	....
13. Indus Canals, Left Bank .. ..	26	6	....	32
14. Sind Canal and Branches .. ..	-60	-15	....	-75
15. Rajib, Chitti and Garang .. ..	....	....	....	....
16. Canals in Rohri .. ..	....	....	....	....
17. Western Nara and Pritchard .. ..	....	....	....	....
18. Phitta Canal .. ..	....	....	....	....
19. Gharo Mahamudo .. ..	....	....	....	....
20. Kari Shumali .. ..	....	....	....	....
21. Nazirwah .. ..	....	....	....	....
22. Indus Canals (other Canals, Fuleli Canals Division). .. ..	....	....	....	....
23. Dambhro .. ..	....	....	....	....
24. Marviwah .. ..	....	....	....	....
25. Baghar Canal .. ..	....	....	....	....
26. Lloyd Barrage and Canals Construction .. ..	1,89,40,357	37,64,589	1,57,582 (a)11,91,984 (b)37,91,123	2,78,45,635
27. Garkino Canal .. ..	....	....	....	....
Total, Productive .. ..	1,89,67,189	37,71,188	1,57,753 (a)11,91,984 (b)37,91,123	2,78,79,237



## STATEMENT

Name and Number of Work.	TO END			
	Direct			
	Works.	Establishment including Pensionary Charges.	Tools and Plant.	Total.
	13	14	15	16
A. IRRIGATION WORKS— <i>contd.</i>	Rs.	Rs.	Rs.	Rs.
PRODUCTIVE— <i>contd.</i>				
1. Alibabar Kacberi Canal .. ..	79,126	23,668	636	1,03,430
2. Sarfrazwah .. ..	1,03,432	15,097	30	1,18,559
3. Ghar Canal .. ..	5,26,909	1,12,454	4,207	6,43,570
4. Great Marak Canal.. ..	3,46,335	91,514	3,618	4,41,467
5. Sukkur Canal .. ..	11,86,861	2,20,331	14,429	14,21,621
6. Unharwah .. ..	6,44,179	1,37,132	2,500	7,83,811
7. Begari Canal .. ..	20,57,514	3,65,093	5,405	24,28,012
8. Desert Canal .. ..	21,59,725	4,89,016	25,601	26,74,342
9. Fuleli Canal .. ..	24,39,092	6,61,608	20,163	31,20,863
10. Naulakhi Canal .. ..	1,01,979	28,821	840	1,31,640
11. Pinyari Canal .. ..	9,70,173	2,30,514	11,357	12,12,044
12. Indus Canals, Right Bank .. ..	75,227	13,512	383	89,122
13. Indus Canals, Left Bank .. ..	2,16,375	44,666	853	2,61,894
14. Sind Canal and Branches .. ..	7,48,997	74,008	1,061	8,24,066
15. Rajib, Chitti and Garang .. ..	2,52,175	30,004	27	2,82,206
16. Canals in Rohri .. ..	1,50,630	18,823	240	1,69,693
17. Western Nara and Pritchard .. ..	18,17,692	4,12,156	13,623	22,43,471
18. Phitta Canal .. ..	21,582	4,041	— 53	25,570
19. Gharo Mahamudo .. ..	79,028	26,735	277	1,06,040
20. Kari Shumali .. ..	10,823	4,302	66	15,191
21. Nasirwah .. ..	34,842	10,840	— 42	45,640
22. Indus Canals (other Canals, Fuleli Canals Division). .. ..	86,777	24,903	805	1,12,485
23. Dambhro .. ..	40,671	9,313	530	50,514
24. Marwiwah .. ..	7,837	1,632	38	9,507
25. Baghar Canal .. ..	6,16,865	1,24,450	4,239	7,45,554
26. Lloyd Barrage and Canals Construction .. ..	7,64,64,748	1,67,12,304	21,05,249	10,77,34,012
27. Garkino Canal .. ..	1,07,005	23,300	(a) 36,45,221 (b) 88,06,490 665	1,30,970
Total, Productive .. ..	9,13,46,599	1,99,10,237	22,16,747 (a) 36,45,221 (b) 88,06,490	12,59,25,294

I-B—contd.

OF YEAR.

Charges.		Indirect Charges.				Grand Total.
Deduct— Receipts on Capital Account.	Total.	Capita- lization.	Leave and Pension Allow- ances.	Audit and Accounts.	Total.	
17	18	19	20	21	22	23
Rs.	Rs.	Rs.	Rs.	Rs.	Rs.	Rs.
....	1,03,430	..	3,527	212	3,739	1,07,169
.....	1,18,559	3,102	3,019	....	6,121	1,24,680
....	6,43,570	13,954	20,276	503	34,733	6,78,303
80	4,41,387	1,701	14,775	165	16,641	4,58,028
160	14,21,461	20,466	42,270	377	63,113	14,84,574
....	7,83,811	2,033	19,082	129	21,244	8,05,055
19	24,27,993	17,969	61,340	263	79,572	25,07,565
37	26,74,305	2,463	78,132	156	80,751	27,55,056
504	31,20,359	16,014	97,006	7,120	1,20,140	32,40,499
....	1,31,640	..	4,038	....	4,038	1,35,678
....	12,12,044	770	28,922	4,919	34,611	12,46,655
....	89,122	..	1,833	18	1,851	90,973
....	2,61,894	..	5,960	64	6,024	2,67,918
....	8,24,066	..	10,366	48	10,414	8,34,480
....	2,82,206	240	4,191	187	4,618	2,86,824
....	1,69,693	..	3,283	34	3,317	1,73,010
....	22,43,471	..	51,958	1,705	53,663	22,97,134
....	25,570	..	566	....	566	26,136
....	1,06,040	..	3,745	....	3,745	1,09,785
....	15,191	..	602	....	602	15,793
....	45,640	..	1,517	....	1,517	47,157
....	1,12,485	..	3,437	6	3,443	1,15,928
....	50,514	..	1,304	....	1,304	51,818
....	9,507	..	230	....	230	9,737
500	7,45,054	357	13,811	4,223	18,391	7,63,445
2,83,669	10,74,50,343	7,79,902	8,05,540	7,62,054	23,47,496	10,97,97,839
....	1,30,970	4,560	2,700	1,071	8,331	1,39,301
2,84,969	12,56,40,325	8,63,531	12,83,430	7,83,254	29,30,215	12,85,70,540



## STATEMENT

Name and Number of Work.	DURING			
	Direct			
	Works.	Establishment, including Pensionary charges.	Tools and Plant.	Total.
2	3	4	5	
	Rs.	Rs.	Rs.	Rs.
<b>A. IRRIGATION WORKS—contd.</b>				
UNPRODUCTIVE.				
28. Eastern Nara Works .. .. .	92,639	25,065	2,577	1,20,301
29. Jamrao Canal .. .. .	82,221	22,120	2,292	1,06,633
30. Hasanaliwah .. .. .	....	....	....	....
31. Dad Canal .. .. .	-672	-287	-16	-975
32. Nazrat Canal .. .. .	....	....	....	....
33. Suttah Canal .. .. .	....	....	....	....
34. Scharwah .. .. .	....	....	....	....
35. Kalri Canal .. .. .	....	....	....	....
36. Dadu Canals .. .. .	....	....	....	....
37. Mahiwah .. .. .	11,973	2,910	76	14,959
38. Naulakhi (Abandoned Project) .. .. .	....	....	....	....
Total, Unproductive .. .. .	1,86,161	49,828	4,929	2,40,918
Grand Total .. .. .	1,91,53,350	38,21,016	1,62,682 (a)11,91,984 (b)37,91,123	2,81,20,155

(a) Suspense Account.

(b) Interest on Lloyd Barrage and Canal; Construction Project, debitabie to the head "55—Construction of Irrigation Works" only.

I-B—concl'd.

YEAR.						
Charges.		Indirect Charges				Grand Total.
Deduct— Receipts on Capital Account.	Total.	Capitaliza- tion.	Leave and Pension Allow- ances.	Audit and Accounts.	Total.	
6	7	8	9	10	11	12
Rs.	Rs.	Rs.	Rs.	Rs.	Rs.	Rs.
....	1,20,301	....	....	926	926	1,21,227
....	1,06,633	....	....	822	822	1,07,455
....	....	....	....	....	....	....
....	—975	....	....	—7	—7	—982
....	....	....	....	....	....	....
....	....	....	....	....	....	....
....	....	....	....	....	....	....
....	....	....	....	....	....	....
....	14,959	....	....	120	120	15,079
....	....	....	....	....	....	....
..	2,40,918	....	....	1,861	1,861	2,42,779
1,22,003	2,79,98,152	1,43,142	....	1,91,532	3,34,674	2,83,32,826

## STATEMENT

Name and Number of Work.	TO END			
	Direc			
	Works. 13	Establishment including Pensionary Charges. 14	Tools and Plant. 15	Total. 16
	Rs.	Rs.	Rs.	Rs.
<b>A. IRRIGATION WORKS—<i>contd.</i></b>				
UNPRODUCTIVE— <i>contd.</i>				
28. Eastern Nara Works .. ..	66,41,522	16,63,333	83,996	83,88,851
29. Jamrao Canal .. ..	78,15,852	16,89,115	1,94,027	97,03,600
30. Hasanaliwah .. ..	2,38,366	52,726	(a) 4,606 5,377	2,96,463
31. Dad Canal .. ..	22,08,669	3,85,709	19,839	26,14,217
32. Nasrat Canal .. ..	15,61,285	2,57,971	7,080	18,26,336
33. Suttah Canal .. ..	1,46,599	33,169	2,118	1,81,886
34. Seharwah .. ..	23,823	3,831	375	28,029
35. Kalri Canal .. ..	75,665	21,813	1,036	98,514
36. Dadu Canals .. ..	23,324	4,764	161	28,249
37. Mahiwah .. ..	11,53,850	2,49,533	9,759	14,13,142
38. Naulakhi (Abandoned Project).. ..	4,876	236	..	5,112
Total, Unproductive .. ..	1,98,93,831	43,62,194	3,23,768 (a) 4,606	2,45,84,399
Grand Total .. ..	11,12,40,430	2,42,72,431	25,40,515 (a) 36,49,827 (b) 88,06,490	15,05,09,693

(a) Suspense Account.

(b) Interest on Lloyd Barrage and Canals Construction Project, debitabie to the head "55—Construction of Irrigation Works" only.

I-B—concl.

of Year.

Charges.		Indirect Charges.				Grand Total.
Deduct— Receipts on Capital Account.	Total.	Capita- lization.	Leave and Pen- sion Allow- ances.	Audit and Accounts.	Total.	
17	18	19	20	21	22	23
Rs.	Rs.	Rs.	Rs.	Rs.	Rs.	Rs.
176	83,88,675	9,533	2,77,001	10,561	2,97,095	86,85,770
981	97,02,619	54,147	2,32,669	7,405	2,94,221	99,96,840
....	2,96,463	7,976	7,079	30	15,085	3,11,548
34	26,14,183	41,453	53,273	383	95,109	27,09,292
158	18,26,178	22,749	35,500	158	58,407	18,84,585
....	1,81,886	1,597	4,643	30	6,270	1,88,156
2,199	25,830	....	537	—11	526	26,356
....	98,514	....	2,908	150	3,058	1,01,572
....	28,249	....	666	..	666	28,915
6	14,13,136	24,649	34,527	264	59,440	14,72,576
....	5,112	....	33	..	33	5,145
3,554	2,45,80,845	1,62,104	6,48,836	18,970	8,29,910	2,54,10,755
2,88,523	15,02,21,170	10,25,635	19,32,266	8,02,224	37,60,125	15,39,81,295

J. A. M. WILSON,  
Deputy Accountant General.

## STATEMENT

STATEMENT SHOWING THE FINANCIAL RESULTS OF IRRIGATION  
Realizations under main heads of

Works.	REVENUE (ACTUAL)						
	Irrigation.					Plantations.	Miscellaneous.
	Direct.		Indirect.				
	Water rates directly paid.	Share of Land Revenue.	4 per cent. on 1/10th of proceeds from sale of occupancy rights in waste or other lands up to end of year	Total.	Total.		
2	3	4	5	6	7	8	
Productive.	Rs.	Rs.	Rs.	Rs.	Rs.	Rs.	Rs.
1. Alibahar Kacheri Canal ..	666	26,770	847	27,617	28,283	..	659
2. Sarfrazwah ..	2,667	45,975	1,411	47,386	50,053	127	1,837
3. Ghar Canal ..	9,132	10,04,891	7,858	10,12,749	10,21,881	236	19,833
4. Great Marak Canal ..	2,707	1,84,603	3,679	1,88,282	1,90,989	237	4,309
5. Sukkur Canal ..	1,663	2,51,746	908	2,52,654	2,54,317	101	7,987
6. Unharwah ..	287	2,36,627	3,490	2,40,117	2,40,404	40	2,026
7. Begari Canal ..	35,000	7,85,390	11,107	7,96,697	8,31,697	10	9,088
8. Desert Canal ..	79,684	4,20,043	2,767	4,22,810	5,02,494	90	4,666
9. Fuleli Canal ..	1,09,853	9,82,490	29,290	10,11,780	11,21,633	144	25,946
10. Naulakhi Canal ..	1,317	1,50,334	750	1,51,084	1,52,401	..	716
11. Pinyari Canal ..	558	3,26,559	5,879	3,32,438	3,32,996	386	2,290
12. Indus Canals, Right Bank ..	399	57,035	2,392	59,477	59,876	..	115
13. Indus Canals, Left Bank ..	1,865	1,55,186	2,630	1,57,816	1,59,681	123	406
14. Sind Canal and Branches ..	3,146	2,47,441	9,163	2,56,604	2,59,750	..	1,631
15. Rajib, Chitti and Garang ..	745	57,769	2,020	59,789	60,534	..	186
16. Canals in Rohri ..	2,673	1,39,770	4,793	1,44,568	1,47,241	..	2,670
17. Western Nara and Pritchard.	6,800	9,62,318	12,465	9,74,783	9,81,583	521	20,032
18. Phitta ..	66	12,084	503	12,587	12,653	..	275
19. Gharo Mahmud ..	5,511	1,46,611	2,905	1,49,516	1,55,027	42	3,130
20. Kari Shumali ..	3,495	68,352	3,384	71,736	75,231	26	813
21. Nasirwah ..	123	63,030	1,839	64,869	64,992	67	1,046
22. Indus Canals (other canals Fuleli Canals Division).	2,090	69,448	1,443	70,891	72,981	..	250
23. Dambro ..	1,124	41,107	529	41,636	42,760	..	306

1-C.

## WORKS IN SIND FOR THE YEAR ENDED 31ST MARCH 1929.

## Revenue and Working Expenses.

RECAPITULATED					WORKING EXPENSES.		
Total. 9	Less—Refunds of revenue. 10	Gross revenue less refunds. 11	Deduct—Share due to old irrigation. 12	Total revenue due to improvements. 13	Revenue Management.		
					Establishment.		Total Revenue Management. 16
					Executive. 14	Civil Officers. 15	
Rs.	Rs.	Rs.	Rs.	Rs.	Rs.	Rs.	Rs.
28,942	..	28,942	17,505	11,437	2,375	2,346	4,721
52,017	..	52,017	18,806	33,211	3,453	3,688	7,141
10,41,955	167	10,41,789	1,35,512	9,06,276	23,340	66,526	89,866
1,95,535	..	1,95,535	59,437	1,36,098	6,899	13,656	20,555
2,62,405	73	2,62,332	34,806	1,77,526	17,450	18,656	36,106
2,42,470	..	2,42,470	..	2,42,470	8,528	14,305	22,833
8,40,795	2,456	8,38,339	33,613	8,04,726	53,301	49,288	1,02,589
5,07,250	79	5,07,171	..	5,07,171	60,845	25,404	86,249
11,47,723	2,409	11,45,314	2,44,549	9,00,765	46,483	75,739	1,22,222
1,53,117	2	1,53,115	..	1,53,115	12,851	9,117	21,968
3,35,672	133	3,35,539	..	3,35,539	13,970	19,658	33,628
59,991	2	59,989	..	59,989	1,950	3,449	5,399
1,60,215	9	1,60,206	..	1,60,206	5,828	9,430	15,258
2,61,381	156	2,61,225	..	2,61,225	9,764	15,069	24,833
60,720	..	60,720	..	60,720	2,007	3,515	5,522
1,49,911	395	1,49,516	..	1,49,516	9,709	8,577	18,286
10,02,136	12	1,02,124	..	10,02,124	31,973	58,444	90,417
12,928	..	12,928	..	12,928	478	729	1,207
1,58,199	86	1,58,113	..	1,58,113	9,933	9,176	19,109
76,070	31	76,039	..	76,039	4,544	4,325	8,869
66,105	..	66,105	..	66,105	4,533	3,792	8,325
73,231	..	73,231	..	73,231	10,581	4,292	14,873
43,066	..	43,066	..	43,066	2,535	2,535	5,070

## STATEMENT

WORKING					
MAINTENANCE AND REPAIRS					
Works.	Establishment.	Works.	Repairs.	Sundries.	Plantations.
1	17	18	19	20	21
<i>Productive.</i>	Rs.	Rs.	Rs.	Rs.	Rs.
1. Alibahar Kacheri Canal ..	2,375	..	11,537	..	..
2. Sarfrazwah ..	3,453	..	16,538	..	..
3. Ghar Canal ..	23,341	1,384	1,88,732	-26	2,546
4. Great Marak Canal ..	6,898	..	32,982	-10	259
5. Sukkur Canal ..	17,450	..	1,43,838	-16	204
6. Unbarwah ..	8,528	265	69,255	-36	661
7. Begari Canal ..	53,301	12,573	4,25,199	-2,676	885
8. Desert Canal ..	60,844	3,721	4,95,228	-502	1,788
9. Fuleli Canal ..	62,302	6,272	2,17,849	-6	2,464
10. Naulakhi Canal ..	12,850	47	60,014	..	..
11. Pinyari Canal ..	15,090	2,965	1,14,830	-53	132
12. Indus Canals, Right Bank..	1,949	45	15,996	..	..
13. Indus Canals, Left Bank ..	8,177	2,253	47,966	-13	..
14. Sind Canal and Branches..	9,763	5,473	73,655	..	1,222
15. Rajib, Chitti and Garang..	4,754	3,021	13,487	..	11
16. Canals in Rohri ..	9,708	243	78,782	..	902
17. Western Nara and Pritchard	31,973	336	2,58,324	-1,215	4,468
18. Phitta ..	478	28	3,908	..	..
19. Gharo Mahmudo ..	9,933	344	46,044	-15	36
20. Kari Shumali ..	4,544	..	21,192	..	47
21. Nasirwah ..	4,533	..	21,133	..	54
22. Indus Canals (other Canals Fuleli Canals Division).	11,018	985	48,471	..	..
23. Dambhro ..	2,535	..	11,848	..	..

I-C—contd.

Expenses—contd.								Net Revenue.	
Tools and Plant.	Total cost of Maintenance.	Indirect charges.	Grand Total Working Expenses.	Deduct—Old maintenance charges.			Total Working expenses on Improvements.	Total.	Due to Improvements.
				Direct.	Indirect.	Total.			
22	23	24	25	26	27	28	29	30	31
Rs.	Rs.	Rs.	Rs.	Rs.	Rs.	Rs.	Rs.	Rs.	Rs.
277	14,189	243	19,153	9,078	188	9,266	9,837	9,789	1,550
397	20,383	290	27,819	7,651	170	7,821	19,998	24,198	13,213
1,222	2,17,193	2,046	3,09,111	18,680	161	18,841	2,90,270	7,32,677	6,16,006
798	40,927	620	62,102	22,978	427	23,405	38,697	1,33,433	97,401
914	1,62,390	1,506	2,00,002	13,256	106	13,362	1,86,640	62,330	-9,174
445	79,118	702	1,02,653	..	..	..	1,02,653	1,39,817	1,39,817
2,783	4,92,065	4,335	5,98,989	8,757	2	8,759	5,90,230	2,39,350	2,14,496
3,177	5,64,256	5,007	6,55,512	..	..	..	6,55,512	-1,48,341	-1,48,341
5,442	2,94,323	3,711	4,20,256	1,14,265	2,096	1,16,361	3,03,895	7,25,058	5,96,870
1,442	74,353	600	96,921	..	..	..	95,921	56,194	56,194
860	1,33,824	1,179	1,68,631	..	..	..	1,68,631	1,66,908	1,65,908
102	18,092	161	23,652	..	..	..	23,652	36,337	36,337
557	58,940	502	74,700	..	..	..	74,700	85,506	85,506
510	90,623	803	1,16,259	..	..	..	1,16,259	1,44,966	1,44,966
105	21,378	165	27,065	..	..	..	27,065	33,655	33,655
516	90,151	799	1,09,236	..	..	..	1,09,236	40,280	40,280
1,669	2,95,555	2,631	3,88,603	..	..	..	3,89,603	6,13,521	6,13,521
25	4,439	39	5,685	..	..	..	5,685	7,243	7,243
1,115	57,457	464	77,030	..	..	..	77,030	81,083	81,083
510	26,293	212	35,374	..	..	..	35,374	40,665	40,665
509	26,229	212	34,766	..	..	..	34,766	31,339	31,339
1,188	61,662	495	77,030	..	..	..	77,030	-3,799	-3,799
285	14,668	118	19,856	..	..	..	19,856	23,210	23,210



## STATEMENT

Works.	REVENUE (ACTUAL)						
	Irrigation.					Plantations.	Miscellaneous
	Direct.	Indirect.			Total.		
	Water rates directly paid.	Share of land Revenue.	4 per cent. on 9/10ths of proceeds from sale of occupancy rights in waste or other lands up to end of year.	Total.		Total.	
2	3	4	5	6	7	8	
<i>Productive—contd.</i>	Rs.	Rs.	Rs.	Rs.	Rs.	Rs.	Rs.
24. Marviwah ..	..	18,822	890	19,712	19,712	..	54
25. Baghar Canal ..	..	1,315	76,829	1,782	78,611	103	1,945
Total, Productive ..	2,72,886	65,31,480	1,14,729	66,46,209	69,19,095	2,258	1,12,221
<i>Unproductive.</i>							
26. Eastern Nara Works ..	2,952	4,89,648	6,368	4,95,016	4,97,968	429	46,833
27. Jamrao Canal ..	5,203	6,93,561	78,385	7,71,946	7,77,149	3,236	37,911
28. Haasnaliwah ..	522	57,105	1,092	58,197	58,719	..	512
29. Dad Canal ..	3,109	3,12,365	9,178	3,21,543	3,24,652	333	4,733
30. Naarat Canal ..	662	2,95,619	14,511	3,10,130	3,10,792	257	2,179
31. Suttah Canal ..	..	50,943	1,137	52,080	52,080	..	57
32. Kalri Canal ..	159	49,503	665	50,168	50,327	..	201
33. Dadu Canals ..	53	28,864	553	29,417	29,470	..	821
34. Mahiwah ..	2,006	1,78,038	4,596	1,82,634	1,84,640	..	6,564
Total, Unproductive ..	14,666	21,54,646	1,16,485	22,71,131	22,85,797	4,255	99,811
Grand Total ..	2,87,552	86,86,126	2,31,214	89,17,340	92,04,892	6,513	2,12,032

(a) The amount of Rs. 5 on account of Returns of Revenue is deducted from Gross

I-C—contd.

RECEIPTS.					WORKING EXPENSES.		
Total. 9	Less—Refunds of revenue. 10	Gross revenue less refunds. 11	Deduct—Share due to old irrigation. 12	Total revenue due to improvement. 13	Revenue Management.		
					Establishment.		Total Revenue Management. 16
					Executive. 14	Civil officers. 15	
Rs.	Rs.	Rs.	Rs.	Rs.	Rs.	Rs.	Rs.
19,766	..	19,766	..	19,766	7,525	1,131	8,656
81,974	..	81,974	..	81,974	3,661	4,691	8,352
70,33,574	6,010	70,27,564	5,94,228	64,33,336	3,54,516	4,27,538	7,82,054
5,45,230	584	5,44,646	3,444	5,41,202	90,052	30,227	1,20,279
8,18,296	1,185	8,17,111	..	8,17,111	1,89,579	21,132	2,10,711
59,231	..	59,231	5,916	53,315	12,248	3,525	15,773
3,29,718	34	3,29,684	(a) 83,908	2,45,776	73,728	22,016	95,744
3,13,228	..	3,13,228	72,854	2,40,374	39,760	18,665	58,425
52,137	..	52,137	16,145	35,992	1,220	3,213	4,433
50,528	..	50,528	..	50,528	4,280	2,980	7,260
30,291	..	30,291	..	30,291	1,520	1,735	3,255
1,91,204	1,711	1,89,493	1,10,497	78,996	14,603	13,356	27,959
23,89,863	3,514	23,86,349	2,92,764	20,93,585	4,26,990	1,16,849	5,43,839
94,23,437	9,524	94,13,913	8,86,992	85,26,921	7,81,506	5,44,387	13,25,893

Revenue Rs. 83,913 and Net Revenue shown here.

## STATEMENT

Works.	WORKING				
	Maintenance and Repairs.				
	Establishment.	Works.	Repairs.	Sundries.	Plantations.
I	17	18	19	20	21
<i>Productive—contd.</i>	Rs.	Rs.	Rs.	Rs.	Rs.
24. Marviwah ..	7,524	..	61,923	..	..
25. Baghar Canal ..	3,661	153	29,723	-6	194
Total, Productive ..	3,76,982	40,108	25,08,514	-4,574	15,873
<i>Unproductive.</i>					
26. Eastern Nara Works ..	74,934	12,560	1,95,442	-29	7,541
27. Jamro Canal ..	93,484	28,619	2,21,819	-1	2,296
28. Hasanaliwah ..	5,841	790	18,599	..	..
29. Dad Canal ..	27,286	4,486	1,10,451	..	4,424
30. Nasrat Canal ..	14,334	102	63,635	..	..
31. Suttah Canal ..	1,219	..	10,959	-7	..
32. Kalri Canal ..	4,279	219	35,001	..	..
33. Dadu Canals ..	1,520	..	12,499	..	..
34. Mahwah ..	14,603	1,297	1,19,146	..	859
Total, Unproductive ..	2,37,500	48,073	7,87,951	-37	15,120
Grand Total ..	6,14,482	88,181	32,96,465	-4,611	30,993

I-C—concl'd.

EXPENSES—cont'd.								NET REVENUE.	
Tools and Plant.	Total Cost of Maintenance.	Indirect Charges.	Grand Total, Working Expenses.	Deduct—Old maintenance charges.			Total Working Expenses on improvements.	Total.	Due to improvements.
				Direct.	Indirect.	Total.			
22	23	24	25	26	27	28	29	30	31
Rs.	Rs.	Rs.	Rs.	Rs.	Rs.	Rs.	Rs.	Rs.	Rs.
393	69,840	619	79,115	..	..	..	79,115	-59,349	-59,349
191	33,976	301	42,629	..	..	..	42,629	39,345	39,345
25,432	29,62,335	27,760	37,72,149	1,94,665	3,150	1,97,815	35,74,334	32,55,415	28,59,002
4,615	2,95,063	2,155	4,17,497	344	..	344	4,17,153	1,27,149	1,24,049
5,572	3,51,789	2,620	5,65,120	..	..	..	5,65,120	2,51,991	2,51,991
475	26,105	252	42,130	3,380	78	3,458	38,672	17,101	14,643
2,867	1,49,514	2,053	2,47,311	44,071	1,138	45,209	2,02,102	82,373	43,674
1,531	79,602	981	1,39,008	19,355	453	19,808	1,19,200	1,74,220	1,21,174
69	12,240	272	16,945	8,993	225	9,218	7,727	35,192	28,265
223	39,722	352	47,334	..	..	..	47,334	3,194	3,194
79	14,098	125	17,478	..	..	..	17,478	12,813	12,813
770	1,36,675	1,384	1,66,018	21,007	273	21,280	1,44,738	23,475	-65,742
16,201	11,04,808	10,194	16,58,841	97,150	2,167	99,317	15,59,524	7,27,508	5,34,061
41,633	40,67,143	37,954	54,30,990	2,91,815	5,317	2,97,132	51,33,858	39,82,923	33,93,063

J. A. M. WILSON,  
Deputy Accountant General,

## STATEMENT

Statement showing the Financial results of Irrigation, Navigation, Embank

Serial Number	Name of work.	GENERAL FINANCIAL RESULTS TO END OF							
		Mileage in operation.		Estimated cost of construction (direct and indirect).	Date of completion of work.	Date when system first came into operation.	Total capital outlay (direct and indirect).	Accumulated arrears of interest.	Accumulated surplus revenue.
		Main canals and branches.	Distributaries.						
2	3	4	5	6a	6b	7	8	9	
<b>A.—IRRIGATION WORKS.</b>									
<b>PRODUCTIVE</b>									
1	Alibahar Kacberi Canal ..	58.50	..	1,07,169	1875-76	1875-74	1,07,169	..	2,45,857
2	Sarfranzwah ..	115.18	..	1,24,680	1875-76	1873-74	1,24,680	..	4,97,838
3	Ghar Canal ..	308.55	..	6,78,303	1878-79	1856-57	6,78,303	..	2,68,04,584
4	Great Marak Canal ..	169.90	..	4,58,028	1881-82	1873-74	4,58,028	..	25,16,508
5	Sakkur Canal ..	128.86	14.40	14,84,574	1885-86	1870-71	14,84,574	..	4,27,078
6	Unharwah ..	119.20	..	8,10,530	1890-91	1885-86	8,05,035	..	32,53,312
7	Begari Canal ..	191.32	57.85	25,07,565	1890-91	1855-56	25,07,565	..	1,01,90,436
8	Desert do. ..	286.46	38.03	27,55,056	1891-92	1872-73	27,55,056	..	41,13,002
9	Fuleli do. ..	1,001.86	..	32,40,499	1892-93	1861-62	32,40,499	..	1,28,62,222
10	Naulakhi do. ..	108.90	14.88	1,35,678	1921-22	1921-22	1,35,678	..	5,66,986
11	Pinyari do. ..	400.00	..	12,46,655	1921-22	1922-23	12,46,655	..	1,22,621
12	Indus Canals, Right Bank.	103.00	..	90,973	1921-22	1922-23	90,973	..	1,60,792
13	Indus Canals, Left Bank.	195.00	..	2,67,918	1921-22	1922-23	2,67,918	..	1,95,034
14	Sind Canal and Branches.	143.90	..	8,34,480	1921-22	1922-23	8,34,480	..	9,10,128
15	Rajib Chitti and Garang ..	23.00	..	2,86,824	1921-22	1922-23	2,86,824	..	3,24,951
16	Canals in Rohri ..	136.00	14.00	1,73,010	1921-22	1922-23	1,73,010	..	1,31,628
17	Western Nara and Pritchard	466.00	9.00	22,97,134	1921-22	1923-24	22,97,134	..	23,79,360
18	Phitta Canal ..	37.00	..	26,136	1921-22	1923-24	26,136	..	38,626
19	Gharo Mahmudo ..	220.50	..	1,09,785	1921-22	1923-24	1,09,785	..	4,28,527
20	Kari Shumali ..	164.80	..	15,793	1921-22	1923-24	15,793	..	2,34,375
21	Nazirwah ..	127.60	..	47,157	1921-22	1923-24	47,157	..	1,94,321
22	Indus Canals (other canals, Fuleli Canals Divisions),	140.35	..	1,15,928	1921-22	1923-24	1,15,928	..	52,914
23	Dambho ..	64.64	..	51,818	1921-22	1923-24	51,818	..	1,28,493
24	Marviwah ..	15.00	..	9,737	1921-22	1923-24	9,737	52,395	..
25	Baghar Canal ..	159.00	..	7,63,445	1921-22	1922-23	7,63,445	..	74,403
26	Lloyd Barrage and Canals Construction.	..	..	18,35,47,543	Under construction.	..	10,97,97,839	48,86,040	..
27	Garkino Canal ..	..	..	1,39,301	1928-29	..	1,39,301	38,069	..
<b>Total Productive ..</b>		<b>4,884.52</b>	<b>148.16</b>	<b>20,23,25,719</b>	<b>..</b>	<b>..</b>	<b>12,85,70,540</b>	<b>49,76,504</b>	<b>6,68,54,046</b>

## II-C.

## ment and Drainage works in Sind for, and up to end of 1928-29.

1928-29.										
FINANCIAL RESULTS OF THE YEAR 1928-29.										
Total sum-at-charge (column 7 + column 8).	Gross receipts (direct and indirect).	Working expenses (direct and indirect).	Net Revenue.	Percentage on capital outlay, column 7.	Percentage on sum-at-charge, column 10.	Interest.	Net profit.	Net loss.	Area irrigated.	Percentage of working expenses to receipts (column 12 to column 11).
10	11	12	13	14	15	16	17	18	19	20
Rs.	Rs.	Rs.	Rs.	Per cent.	Per cent.	Rs.	Rs.	Rs.	Acres.	Per cent.
1,07,169	11,437	9,887	1,550	1'45	1'45	5,112	....	3,562	12,010	86'45
1,24,680	33,211	19,998	13,213	10'60	10'60	3,942	9,271	..	23,613	60'21
6,78,303	9,06,276	2,90,270	6,16,006	90'82	90'82	23,383	5,92,623	..	2,81,008	32'03
4,58,028	1,36,098	38,697	97,401	21'27	21'27	19,554	77,847	..	74,339	28'43
14,84,574	1,77,526	1,86,640	-9,114	..	..	48,449	..	57,563	52,681	105'13
8,05,055	2,42,470	1,02,653	1,39,817	17'37	17'87	26,292	1,13,525	..	95,025	42'34
25,07,565	8,04,726	5,90,230	2,14,496	8'55	8'55	81,097	1,33,399	..	2,86,182	73'35
27,55,056	5,07,171	6,55,512	-1,48,341	..	..	89,622	..	2,37,963	2,09,090	129'25
32,40,499	9,00,765	3,03,895	5,96,870	18'42	18'42	1,28,688	4,68,182	..	4,48,704	33'74
1,35,678	1,53,115	96,921	56,194	41'42	41'42	5,048	51,146	..	50,679	63'30
12,46,655	3,35,539	1,68,631	1,66,908	13'39	13'39	55,162	1,11,746	..	1,02,460	50'26
90,973	59,989	23,652	36,337	39'94	39'94	3,939	32,398	..	24,594	39'43
2,67,918	1,60,206	74,700	85,506	31'91	31'91	9,815	75,691	..	53,646	46'83
8,34,480	2,61,225	1,16,259	1,44,966	17'37	17'37	29,633	1,15,333	..	69,542	44'50
2,86,824	60,720	27,055	33,655	11'73	11'73	10,040	23,615	..	15,791	44'57
1,73,010	1,49,516	1,09,236	40,280	23'28	23'28	6,738	33,542	..	54,102	73'06
22,97,134	10,02,124	3,88,603	6,13,521	26'71	26'71	80,793	5,32,728	..	2,66,276	38'78
26,136	12,928	5,685	7,243	27'71	27'71	872	6,371	..	5,309	43'97
1,09,785	1,58,113	77,030	81,083	73'86	73'86	3,803	77,280	..	77,352	48'72
15,793	76,039	35,374	40,665	257'49	257'49	609	40,056	..	36,681	46'52
47,157	66,105	34,766	31,339	66'46	66'46	1,720	29,619	..	28,153	52'59
1,15,928	73,231	77,030	-3,799	..	..	4,619	..	8,418	24,975	105'19
51,818	43,066	19,856	23,210	44'79	44'79	1,731	21,479	..	15,073	46'11
62,132	19,766	79,115	-59,349	..	..	316	..	59,665	5,329	400'26
7,63,445	81,974	42,629	39,345	5'15	5'15	35,636	3,709	..	10,301	52'00
11,46,83,879	..	..	..	..	..	10,10,139	..	10,10,139	..	..
1,77,370	..	..	..	..	..	7,086	..	7,086	..	..
13,35,47,044	64,33,336	35,74,334	28,59,002	2'22	2'14	16,93,838	11,65,164	..	23,22,915	55'56

## STATEMENT

Serial Number.	Name of work.	GENERAL FINANCIAL RESULTS TO END OF							
		Mileage in operation.		Estimated cost of construction (direct and indirect).	Date of completion of work.	Date when system first came into operation.	Total capital outlay (direct and indirect).	Accumulated arrears of interest.	Accumulated surplus revenues.
		Main canals and branches.	Distributaries.						
2	3	4	5	6a	6b	7	8	9	
		Miles	Miles	Rs.	Date	Date	Rs.	Rs.	Rs.
<b>UNPRODUCTIVE</b>									
28	Eastern Nara Works ..	716'00	..	88,39,271	1897-98	1854-55	86,85,770	..	20,08,642
29	Jamrao Canal ..	228'24	515'50	1,01,34,605	1901-02	1900-01	99,96,840	3,42,498	..
30	Hasanaliwah.. ..	89'73	..	3,11,548	1906-07	1903-04	3,11,548	..	1,24,462
31	Dad Canal.. ..	286'08	129'91	27,11,649	1906-07	1901-02	27,09,292	9,02,015	..
32	Nazrat do... ..	217'18	65'74	18,84,585	1906-07	1903-04	18,84,585	7,21,913	..
33	Sattah do. .. ..	36'00	..	1,88,156	1909-10	1904-05	1,88,156	..	34,952
34	Seharwah .. ..	..	..	8,79,525	Under construction.	..	26,356	14,199	..
35	Kakri Canal.. ..	89'00	..	1,01,572	1921-22	1922-23	1,01,572	41,741	..
36	Dadu do... ..	37'00	..	28,915	1921-22	1923-24	28,915	..	46,937
37	Mahiwah .. ..	216'00	87'00	15,00,656	1922-23	1901-02	14,72,576	22,93,045	..
38	Naulakhi (abandoned project).	..	..	12,62,554	..	..	5,145	4,458	..
	<b>Total, Unproductive ..</b>	<b>1,915'23</b>	<b>798'15</b>	<b>2,78,43,036</b>	<b>..</b>	<b>..</b>	<b>2,54,10,755</b>	<b>43,19,909</b>	<b>22,14,993</b>
	<b>Grand Total ..</b>	<b>6,799'75</b>	<b>946'31</b>	<b>23,01,68,755</b>	<b>..</b>	<b>..</b>	<b>15,39,81,295</b>	<b>92,96,413</b>	<b>6,90,69,039</b>

## II-C—contd.

FINANCIAL RESULTS OF THE YEAR 1928-29.											
1928-29.	Total sum-at-charge (column 7 + column 8).	Gross receipts (direct and indirect).	Working expenses (direct and indirect).	Net Revenue.	Percentage on capital outlay, column 7.	Percentage on sum-at-charge, column 10.	Interest.	Net profit.	Net loss.	Area irrigated.	Percentage of working expenses to receipts (column 12 to column 11).
10	11	12	13	14	15	16	17	18	19	20	
Rs.	Rs.	Rs.	Rs.	Per cent.	Per cent.	Rs.	Rs.	Rs.	Acres	Per cent.	
86,85,770	5,41,202	4,17,153	1,24,049	1·43	1·43	3,10,501	..	1,86,452	2,14,320	77·08	
1,03,39,338	8,17,111	5,65,120	2,51,991	2·52	2·44	3,43,060	..	91,069	2,12,788	69·16	
3,11,548	53,315	38,672	14,643	4·70	4·70	9,994	4,649	..	23,986	72·53	
36,11,307	2,45,776	2,02,102	43,674	1·61	1·21	87,737	..	44,063	1,12,128	82·23	
26,05,498	2,40,374	1,19,200	1,21,174	6·43	4·65	61,030	60,144	..	109,185	49·59	
1,88,156	35,992	7,727	28,265	15·02	15·02	6,212	22,053	..	14,517	21·47	
40,555	..	..	..	..	..	1,398	..	1,398	..	..	
1,43,313	50,528	47,334	3,194	3·14	2·23	3,985	..	791	16,361	93·68	
28,915	30,291	17,478	12,813	44·31	44·31	939	11,874	..	9,615	57·70	
37,65,621	78,996	1,44,738	-65,742	..	..	47,254	..	1,12,996	69,306	183·22	
9,643	..	..	..	..	..	170	..	170	..	..	
2,97,30,664	20,93,585	15,59,524	5,34,061	2·10	1·80	8,72,280	..	3,38,219	7,82,206	74·50	
16,32,77,708	85,28,921	51,33,858	33,93,063	2·20	2·08	25,66,118	8,26,945	..	31,05,121	60·20	

J. A. M. WILSON,  
Deputy Accountant General.



## STATEMENT III-C.

Demands and Realizations during the Year 1928-29 in Sind.

Irrigation Works.	Balance of demands unrealized at commencement of Year.	Demands of Year.	Total.	Deduct—Remissions including Cash Refunds.	Net Total.	Deduct—Amount unrealized at close of Year.	Actual Total Receipts of Year.	Deduct—Share due to old Irrigation.	Total Revenue due to improve ments.
1	2	3	4	5	6	7	8	9	10
<i>Productive.</i>	Rs.	Rs.	Rs.	Rs.	Rs.	Rs.	Rs.	Rs.	Rs.
Alibahar Kacheri Canal.	283	28,740	29,023	..	29,023	81	28,942	17,505	11,437
Sarfazwah ..	7,263	51,492	58,755	..	58,755	6,738	52,017	18,806	33,211
Ghar Canal ..	—3	10,41,315	10,41,312	167	041,145	—643	10,41,788	1,35,512	9,06,276
Great Marak Canal.	—717	1,97,781	1,97,064	..	1,97,064	1,529	1,95,535	59,437	1,36,098
Sukkur do. ..	257	2,62,327	2,62,584	73	2,62,511	179	2,62,332	84,806	1,77,526
Unharwah ..	780	2,42,477	2,43,257	..	2,43,257	787	2,42,470	..	2,42,470
Begari Canal ..	7,540	8,41,532	8,49,072	2,514	8,46,558	8,219	8,38,339	33,613	8,04,726
Desert do. ..	—892	5,08,608	5,07,716	1,494	5,06,222	—949	5,07,171	..	5,07,171
Fuleli do. ..	54,404	11,27,528	11,81,932	2,409	11,79,523	34,209	11,45,314	2,44,549	9,00,765
Naulakhi do. ..	2,049	1,52,779	1,54,828	2	1,54,826	1,711	1,53,115	..	1,53,115
Pinyari do. ..	79,517	2,72,624	3,52,141	191	3,51,950	16,411	3,35,539	..	3,35,539
Indus Canals Right Bank ..	—1,129	59,983	58,854	1,517	57,337	—2,652	59,989	..	59,989
Indus Canals Left Bank ..	32,411	1,26,964	1,59,375	45	1,59,330	—876	1,60,206	..	1,60,206
Sind Canal and Branches ..	1,033	2,61,549	2,62,582	156	2,62,426	1,201	2,61,225	..	2,61,225
Rajib, Chithi and Garang ..	160	61,517	61,677	..	61,677	957	60,720	..	60,720
Canals in Rohri ..	102	1,50,432	1,50,534	395	1,50,139	623	1,49,516	..	1,49,516
Western Nara and Pritchard ..	15,214	10,04,289	10,19,503	12	10,19,491	17,367	10,02,124	..	10,02,124
Phitta Canal ..	1,105	12,938	14,043	..	14,043	1,115	12,928	..	12,928

## STATEMENT III-C—contd.

Irrigation Works.	Balance of demands unrealized at commencement of Year.	Demands of Year.	Total.	Deduct—Remissions including Cash Refunds.	Net Total.	Deduct—Amount unrealized at close of Year.	Actual Total Receipts of Year.	Deduct—Share due to old Irrigation.	Total Revenue due to improvements.
1	2	3	4	5	6	7	8	9	10
<i>Productive—contd.</i>	Rs.	Rs.	Rs.	Rs.	Rs.	Rs.	Rs.	Rs.	Rs.
Gharo Mahamudo..	3,307	1,59,122	1,62,429	86	1,62,343	4,230	1,58,113	..	1,58,113
Kari Shumali ..	7,894	74,466	82,360	31	82,329	6,290	76,039	..	76,039
Nasirwah ..	7,237	66,191	73,428	..	73,428	7,323	66,105	..	66,105
Indus Canals (other canals—Fuleli Canals Division).	11,698	67,935	79,633	..	79,633	6,402	73,231	..	73,231
Dambhro ..	2,118	42,676	44,794	..	44,794	1,728	43,066	..	43,066
Marviwah ..	1	19,766	19,767	..	19,767	1	19,766	..	19,766
Baghar Canal ..	1,974	84,982	86,956	539	86,417	4,443	81,974	..	81,974
<b>Total, Productive ..</b>	<b>2,33,606</b>	<b>69,20,013</b>	<b>71,53,619</b>	<b>9,631</b>	<b>71,43,988</b>	<b>1,16,424</b>	<b>70,27,564</b>	<b>5,94,228</b>	<b>64,33,336</b>
<i>Unproductive.</i>									
Eastern Nara Works.	12,861	5,34,947	5,47,808	3,407	5,44,401	—245	5,44,646	3,444	5,41,202
Jamrao Canal ..	32,961	8,14,722	8,47,683	1,844	8,45,839	28,728	8,17,111	..	8,17,111
Hasanaliwah ..	3,371	60,791	64,162	3	64,159	4,928	59,231	5,916	53,315
Dad Canal ..	1,489	3,27,664	3,29,153	34	3,29,119	—565	3,29,684	83,908	2,45,776
Nasrat do. ..	1,156	3,12,621	3,13,777	..	3,13,777	549	3,13,228	72,854	2,40,374
Suttah do. ..	12,205	39,871	52,076	..	52,076	—61	52,137	16,145	35,992
Kalri do. ..	3,047	50,843	53,890	175	53,715	3,187	50,528	..	50,528
Dadu do. ..	—1,370	30,819	29,449	..	29,449	—842	30,291	..	30,291
Mahiwah ..	363	1,92,618	1,92,981	1,711	1,91,270	1,777	1,89,493	1,10,497	78,996
<b>Total, Unproductive ..</b>	<b>66,083</b>	<b>23,64,896</b>	<b>24,30,979</b>	<b>7,174</b>	<b>24,23,805</b>	<b>37,456</b>	<b>23,86,349</b>	<b>2,92,764</b>	<b>20,93,585</b>
<b>Grand Total ..</b>	<b>2,99,689</b>	<b>92,84,909</b>	<b>95,84,598</b>	<b>16,805</b>	<b>95,67,793</b>	<b>1,53,880</b>	<b>94,13,913</b>	<b>8,86,992</b>	<b>85,26,921</b>

J. A. M. WILSON,  
Deputy Accountant General.

## STATEMENT

Statement showing the Financial Results of Irrigation Works in Sind  
Principal Results of Operations for

Irrigation Works.	Capital outlay (direct and indirect) to end of year.	Revenue assessed						
		Direct Revenue.				Indirect Revenue—Land Revenue due to operation of Canal.		
		Occupancy rights.	Plan-tations.	Miscel-laneous.	Total.	Share of Land Revenue.	4 % on 9/10ths of proceeds from sale of occupancy rights in waste or other lands up to end of year 1920-21 and thereafter at the average rate fixed by Govt.	Total.
1	2	3	4	5	6	7	8	9
PRODUCTIVE.	Rs.	Rs.	Rs.	Rs.	Rs.	Rs.	Rs.	Rs.
Alibabar Kacheri Canal.	1,07,169	554	..	659	1,213	26,680	847	27,527
Sarfrazwah ..	1,24,680	2,249	127	1,837	4,213	45,868	1,411	47,279
Char Canal ..	6,78,303	9,081	236	19,838	29,155	10,04,302	7,858	10,12,160
Great Marak Canal.	4,58,028	3,359	237	4,309	7,905	1,86,197	3,679	1,89,876
Sukkur Canal ..	14,84,574	1,693	101	7,987	9,781	2,51,638	908	2,52,546
Unharwah ..	8,05,055	294	40	2,026	2,360	2,36,627	3,490	2,40,117
Begari Canal ..	25,07,565	35,737	10	9,088	44,835	7,85,590	11,107	7,96,697
Desert Canal ..	27,55,056	81,042	90	4,666	85,798	4,20,043	2,767	4,22,810
Fuleli Canal ..	32,40,499	91,101	144	25,946	1,17,191	9,81,047	29,250	10,10,337
Natilakhi Canal ..	1,35,678	978	..	716	1,694	1,50,335	750	1,51,085
Pinyari Canal ..	12,46,655	3,856	386	2,290	6,532	2,60,213	5,879	2,66,092
Indus Canals Right Bank ..	90,973	758	..	115	873	56,718	2,392	59,110
Indus Canals Left Bank ..	2,67,918	269	128	406	803	1,23,531	2,630	1,26,161
Sind Canal and Branches ..	8,34,480	3,314	..	1,631	4,945	2,47,441	9,163	2,56,604
Rajib Chitti and Garang ..	2,86,824	591	..	186	777	58,720	2,020	60,740
Canals in Rohri..	1,73,010	3,224	..	2,670	5,894	1,39,740	4,798	1,44,538
Western Nara and Pritchard..	22,97,134	8,622	521	20,032	29,175	9,62,649	12,465	9,75,114
Phita Canal ..	26,136	76	..	275	351	12,084	503	12,587
Gharo Mahamudo.	1,09,785	6,620	42	3,130	9,792	1,46,425	2,905	1,49,330

## IV-C.

for the year 1928-29 based on the Assessment of the year.  
the year ended 31st March 1929.

during the year.				Working expenses.			Net revenue of the year.		
Deduct- Re- funds of Re- venue	Grand Total.	Deduct- Share due to old Irriga- tion.	Total Revenue due to Impro- vements.	Total charges, Direct and Indirect.	Deduct- Old mainte- nance charges.	Total- Working expenses on im- prove- ments.	Total.	Due to Improve- ments.	Percent- age on Capital Outlay to end of year (Im- prove- ments only).
10	11	12	13	14	15	16	17	18	19
Rs.	Rs.	Rs.	Rs.	Rs.	Rs.	Rs.	Rs.	Rs.	
..	28,740	17,505	11,235	19,153	9,266	9,887	9,587	1,348	1.26
..	51,492	18,806	32,686	27,819	7,821	19,998	23,673	12,688	10.18
167	10,41,148	1,35,512	9,05,636	3,09,111	18,841	2,90,270	7,32,037	6,15,366	90.74
..	1,97,781	59,437	1,38,344	62,102	23,405	38,697	1,35,679	99,647	21.76
73	2,62,254	84,806	1,77,448	2,00,002	13,362	1,86,640	62,252	-9,192	(b)
..	2,42,477	..	2,42,477	1,02,653	..	1,02,653	1,39,824	1,39,824	17.37
2,456	8,39,076	33,613	8,05,463	5,98,989	8,759	5,90,230	2,40,087	2,15,233	8.58
79	5,08,529	..	5,08,529	6,55,512	..	6,55,512	-1,46,983	-1,46,983	(b)
2,409	11,25,119	2,44,549	8,80,570	4,20,256	1,16,361	3,03,895	7,04,863	5,76,675	17.80
2	1,52,777	..	1,52,777	96,921	..	96,921	55,856	55,856	41.17
133	2,72,491	..	2,72,491	1,68,631	..	1,68,631	1,03,860	1,03,860	8.33
2	59,981	..	59,981	23,652	..	23,652	36,329	36,329	39.93
9	1,26,955	..	1,26,955	74,700	..	74,700	52,255	52,255	19.50
156	2,61,393	..	2,61,393	1,16,259	..	1,16,259	1,45,134	1,45,134	17.39
..	61,517	..	61,517	27,065	..	27,065	34,452	34,452	12.01
395	1,50,037	..	1,50,037	1,09,236	..	1,09,236	40,801	40,801	23.58
12	10,04,277	..	10,04,277	3,88,603	..	3,88,603	6,15,674	6,15,674	26.80
..	12,938	..	12,938	5,685	..	5,685	7,253	7,253	27.75
86	1,59,036	..	1,59,036	77,030	..	77,030	82,006	82,006	74.82

## STATEMENT

Irrigation Works.	Capital outlay (direct and indirect) to end of year.	Revenue assessed						
		Direct Revenue.				Indirect Revenue—Land Revenue due to operation of Canal.		
		Occupier's rate.	Plan-tations.	Miscel-laneous.	Total.	Share of Land Revenue.	4 % on 9/10ths of proceeds from sale of occupancy rights in waste or other lands up to end of year 1920-21 and thereafter at the average rate fixed by Govt.	Total.
1	2	3	4	5	6	7	8	9
PRODUCTIVE— <i>cont'd.</i>	Rs.	Rs.	Rs.	Rs.	Rs.	Rs.	Rs.	Rs.
Kari Shumali ..	15,793	2,907	26	813	3,746	67,336	3,384	70,720
Nasirwah ..	47,157	428	67	1,046	1,541	62,811	1,839	64,650
Indus Canals (other Fuleli Canals Division).	1,15,928	1,546	..	250	1,796	64,696	1,443	66,139
Dambhro ..	51,818	734	..	306	1,040	41,107	529	41,636
Marviwah ..	9,737	..	..	54	54	18,822	890	19,712
Baghar Canal ..	7,63,445	2,955	103	1,945	5,003	78,197	1,782	79,979
Total, Productive.	1,86,33,400	2,61,988	2,258	1,12,221	3,76,467	64,28,817	1,14,729	65,43,546
UNPRODUCTIVE.								
Eastern Nara Works.	86,85,770	2,936	429	46,833	50,198	4,78,381	6,366	4,84,749
Jamrao Canal ..	99,96,840	4,232	3,236	37,911	45,379	6,90,958	78,385	7,69,343
Hasanaliwah ..	3,11,548	4,075	..	512	4,587	55,112	1,092	56,204
Dad Canal ..	27,09,292	3,661	333	4,733	8,727	3,09,759	9,178	3,18,937
Nasrat Canal ..	18,84,585	322	257	2,179	2,758	2,95,352	14,511	3,09,863
Sattah Canal ..	1,88,156	31	..	57	88	38,646	1,137	39,783
Kalri Canal ..	1,01,572	509	..	201	710	49,468	665	50,133
Dadu Canals ..	28,915	50	..	821	871	29,395	553	29,948
Mahiwah ..	14,72,576	2,742	..	6,564	9,306	1,78,716	4,596	1,83,312
Total, Unproductive.	2,53,79,254	18,558	4,255	99,811	1,22,624	21,25,787	1,16,485	22,42,272
Grand Total ..	4,40,12,654	2,80,546	6,513	2,12,032	4,99,091	85,54,604	2,31,214	87,85,818

(a) The amount of Rs. 5 on account of refunds of revenue is deducted

(b) No percentage is calculated as the net revenue

## IV-C—concl'd.

during the year.			Working expenses.				Net revenue of the year.		
Deduct Re-funds of Revenue	Grand Total.	Deduct Share due to old Irrigation.	Total Revenue due to Improvements.	Total charges, Direct and Indirect.	Deduct Old maintenance charges.	Total—Working expenses on improvements.	Total.	Due to Improvements.	Percentage on Capital Outlay to end of year (Improvements only).
10	11	12	13	14	15	16	17	18	19
Rs.	Rs.	Rs.	Rs.	Rs.	Rs.	Rs.	Rs.	Rs.	
31	74,435	..	74,435	35,374	..	35,374	39,061	39,061	247.33
..	66,191	..	66,191	34,766	..	34,766	31,425	31,425	66.64
..	67,935	..	67,935	77,030	..	77,030	—9,095	—9,095	(b)
..	42,676	..	42,676	19,856	..	19,856	22,820	22,820	44.04
..	19,766	..	19,766	79,115	..	79,115	—59,349	—59,349	(b)
..	84,982	..	84,982	42,629	..	42,629	42,353	42,353	5.55
6,010	69,14,003	5,94,228	63,19,775	37,72,149	1,97,815	35,74,334	31,41,854	27,45,441	14.73
584	5,34,363	3,444	5,30,919	4,17,497	344	4,17,153	1,16,866	1,13,766	1.30
1,185	8,13,537	..	8,13,537	5,65,120	..	5,65,120	2,48,417	2,48,417	2.48
..	60,791	5,916	54,875	42,130	3,458	38,672	18,661	16,203	5.20
34	3,27,630	(a)83,908	2,43,722	2,47,311	45,209	2,02,102	80,319	41,620	1.54
..	3,12,621	72,854	2,39,767	1,39,008	19,808	1,19,200	1,73,613	1,20,567	6.40
..	39,871	16,145	23,726	16,945	9,218	7,727	22,926	15,999	8.50
..	50,843	..	50,843	47,334	..	47,334	3,509	3,509	3.06
..	30,819	..	30,819	17,478	..	17,478	13,341	13,341	46.14
1,711	1,90,907	1,10,497	80,410	1,66,018	21,280	1,44,738	24,889	—64,328	(b)
3,514	23,61,382	2,92,764	20,68,618	16,58,841	99,317	15,59,524	7,02,541	5,09,094	2.00
9,524	92,75,385	8,86,992	83,88,393	54,30,990	2,97,132	51,33,858	38,44,395	32,54,535	7.39

from gross revenue Rs. 83,913 and net revenue shown here.  
against the work is a minus figure.

J. A. M. WILSON,  
Deputy Accountant General.

## General Abstract of Financial Results of

				PRO		
				Alibahar Kacheri Canal.	Sarfranzwah.	Ghar Canal.
<i>Capital Outlay.</i>				Rs.	Rs.	Rs.
During the year	{	Direct	.. ..	....	....	....
		Indirect	.. ..	....	....	....
		Total	..	....	....	....
To end of year	{	Direct	.. ..	1,03,430	1,18,559	6,43,570
		Indirect	.. ..	3,739	6,121	34,733
		Total	..	1,07,169	1,24,680	6,78,303
<i>Gross Revenue—(Less refunds).</i>						
During the year	{	Direct	.. ..	1,325	4,631	29,039
		Indirect	.. ..	10,112	28,580	8,77,237
		Total	..	11,437	33,211	9,06,276
To end of year	{	Direct	.. ..	47,007	1,32,793	7,53,212
		Indirect	.. ..	4,05,787	14,58,196	3,87,75,795
		Total	..	4,52,794	15,90,989	3,95,29,007
<i>Working Expenses.</i>						
During the year	{	Direct	.. ..	9,832	19,878	2,88,335
		Indirect	.. ..	55	120	1,885
		Total	..	9,887	19,998	2,90,270
To end of year	{	Direct	.. ..	1,16,446	8,13,761	1,13,42,377
		Indirect	.. ..	5,336	29,816	2,64,992
		Total	..	1,21,782	8,43,577	1,16,07,369

*Irrigation Works in Sind for, and to end of, 1928-29.*

DUCTIVE.

Great Marak Canal.	Sukkur Canal.	Unharwah.	Begari Canal.	Desert Canal.	Fuleli Canal.	Naulakhi Canal.
Rs.	Rs.	Rs.	Rs.	Rs.	Rs.	Rs.
....	....	3,671	29,531	....	62	....
....	....	29	236	....	....	....
....	....	3,700	29,767	....	62	....
4,41,387	14,21,461	7,83,811	24,27,993	26,74,305	31,20,359	1,31,640
16,641	63,113	21,244	79,572	80,751	1,20,140	4,038
4,58,028	14,84,574	8,05,055	25,07,565	27,55,056	32,40,499	1,35,678
7,253	9,678	2,353	41,642	84,361	1,33,534	2,031
1,28,845	1,67,848	2,40,117	7,63,084	4,22,810	7,67,231	1,51,084
1,36,098	1,77,526	2,42,470	8,04,726	5,07,171	9,00,765	1,53,115
2,30,467	1,78,782	43,524	17,69,327	31,35,868	25,90,456	9,085
43,68,769	73,82,240	64,47,447	2,20,75,555	1,10,99,135	2,61,39,321	10,51,675
45,99,236	75,61,022	64,90,971	2,38,44,882	1,42,35,003	2,87,29,777	10,60,760
38,504	1,85,240	1,01,951	5,85,897	6,50,505	3,02,280	96,321
193	1,400	702	4,333	5,007	1,615	600
38,697	1,86,640	1,02,653	5,90,230	6,55,512	3,03,895	96,921
14,92,685	40,44,583	22,03,097	95,22,668	63,27,187	1,16,15,234	4,51,562
52,352	1,05,616	43,582	2,25,391	1,39,816	3,82,799	11,505
15,45,037	41,50,199	22,46,679	97,48,059	64,67,003	1,19,98,033	4,63,067



## General Abstract of Financial Results of

	Pro		
	Alibahar Kacheri Canal.	Sarfrazwah.	Ghar Canal.
<i>Net Revenue.</i>	Rs.	Rs.	Rs.
During the year .. .. .	1,550	13,213	6,16,006
To end of the year .. .. .	3,31,012	7,47,412	2,79,21,638
<i>Simple Interest.</i>			
During the year .. .. .	5,112	3,942	23,383
To end of the year .. .. .	85,155	2,49,574	11,17,054
<i>Net profit after paying Interest.</i>			
During the year .. .. .	-3,562	9,271	5,92,623
To end of the year .. .. .	2,45,857	4,97,838	2,68,04,584

*Irrigation Works in Sind for, and to end of, 1928-29—contd.*

DUCTIVE.						
Great Marak Canal.	Sukkur Canal.	Unharwah.	Begari Canal.	Desert Canal.	Fuleli Canal.	Naulakhi Canal.
Rs.	Rs.	Rs.	Rs.	Rs.	Rs.	Rs.
97,401	-9,114	1,39,817	2,14,496	-1,48,341	5,96,870	56,194
30,54,199	34,10,823	42,44,292	1,40,96,823	77,68,000	1,67,31,744	5,97,693
19,554	48,449	26,292	81,097	89,622	1,28,688	5,048
5,37,691	29,83,745	9,90,980	39,06,337	36,54,998	38,69,522	30,707
77,847	-57,563	1,13,525	1,33,399	-2,37,963	4,68,182	51,146
25,16,508	4,27,078	32,53,312	1,01,90,486	41,13,002	1,28,62,222	5,66,986

## General Abstract of Financial Results of

				PRO		
				Pinyari Canal.	Indus Canals, Right Bank.	Indus Canals, Left Bank.
				Rs.	Rs.	Rs.
<i>Capital Outlay.</i>						
During the year	{ Direct .. .. Indirect .. ..		381	....	32	
			3	....	....	
	Total ..		384	....	32	
To end of year	{ Direct .. .. Indirect .. ..		12,12,044	89,122	2,61,894	
			34,611	1,851	6,024	
	Total ..		12,46,655	90,973	2,67,918	
<i>Gross Revenue—(Less refunds).</i>						
During the year	{ Direct .. .. Indirect .. ..		3,101	512	2,390	
			3,32,438	59,477	1,57,816	
	Total ..		3,35,539	59,989	1,60,206	
To end of year	{ Direct .. .. Indirect .. ..		30,534	8,091	18,306	
			16,64,967	4,06,770	7,17,391	
	Total ..		16,95,501	4,14,861	7,35,697	
<i>Working Expenses.</i>						
During the year	{ Direct .. .. Indirect .. ..		1,67,452	23,491	74,198	
			1,179	161	502	
	Total ..		1,68,631	23,652	74,700	
To end of year	{ Direct .. .. Indirect .. ..		12,31,332	2,22,357	4,64,938	
			26,663	4,173	8,937	
	Total ..		12,57,995	2,26,530	4,73,875	

## Irrigation Works in Sind for, and to end of, 1928-29—contd.

DUCTIVE—contd.

Sind Canal and Branches.	Rajib, Chitti and Garang.	Canals in Rohri.	Western Nara and Pritchard.	Phitta Canal.	Gharo Mahamudo.	Kari Shumali.
Rs.	Rs.	Rs.	Rs.	Rs.	Rs.	Rs.
-75	....	....	....	....	....	....
1	....	....	....	....	....	....
-76	....	....	....	....	....	....
8,24,066	2,82,206	1,69,693	22,43,471	25,570	1,06,040	15,191
10,414	4,618	3,317	53,663	566	3,745	602
8,34,480	2,86,824	1,73,010	22,97,134	26,136	1,09,785	15,793
4,621	931	4,948	27,341	341	8,597	4,303
2,56,604	59,789	1,44,568	9,74,783	12,587	1,49,516	71,736
2,61,225	60,720	1,49,516	10,02,124	12,928	1,58,113	76,039
37,660	7,588	31,821	1,07,277	1,688	48,065	21,086
17,82,053	5,65,160	10,10,257	50,99,906	72,214	9,33,458	4,48,446
18,19,713	5,72,748	10,42,078	52,07,183	73,902	9,81,523	4,69,532
1,15,456	26,900	1,08,437	3,85,972	5,646	76,566	35,162
803	165	799	2,631	39	464	212
1,16,259	27,065	1,09,236	3,88,603	5,685	77,030	35,374
6,89,311	1,76,878	8,39,645	23,47,996	29,528	5,13,096	2,24,598
11,933	2,643	17,671	40,593	503	16,848	6,841
7,01,244	1,79,521	8,57,316	23,88,589	30,031	5,29,944	2,31,439

## General Abstract of Financial Results of

	Pro		
	Pinyari.	Indus Canals, Right Bank.	Indus Canals, Left Bank.
<i>Net Revenue.</i>	Rs.	Rs.	Rs.
During the year .. .. .	1,66,908	36,337	85,506
To end of the year .. .. .	4,37,506	1,88,331	2,61,822
<i>Simple Interest.</i>			
During the year .. .. .	55,162	3,939	815
To end of the year .. .. .	3,14,885	27,539	688
<i>Net profit after paying Interest.</i>			
During the year .. .. .	1,11,746	32,398	75
To end of the year .. .. .	1,22,621	1,60,792	1,95

*Irrigation Works in Sind for, and to end of, 1928-29—contd.*

DUCTIVE—contd.

Sind Canal and Branches.	Rajib, Chitti and Garang.	Canals in Rohri.	Western Nara and Pritchard.	Phitta Canal.	Gharo Mahamudo.	Kari Shumali.
Rs.	Rs.	Rs.	Rs.	Rs.	Rs.	Rs.
1,44,966	33,655	40,280	6,13,521	7,243	81,083	40,665
11,18,469	3,93,227	1,84,762	28,18,594	43,871	4,51,579	2,38,093
29,633	10,040	6,738	80,793	872	3,803	609
2,08,341	68,276	53,134	4,39,234	5,245	22,992	3,718
1,15,333	23,615	33,542	5,32,728	6,371	77,280	40,056
9,10,128	3,24,951	1,31,628	23,79,360	38,626	4,28,587	2,34,375

## General Abstract of Financial Results of

				Pro		
				Nasirwah.	Indus Canals (other Canals, Fuleli Canals Division.)	Dambhro.
<i>Capital Outlay.</i>				Rs.	Rs.	Rs.
During the year	{	Direct	.. ..	....	....	....
		Indirect	.. ..	....	....	....
Total			..	....	....	....
To end of year	{	Direct	.. ..	45,640	1,12,485	50,514
		Indirect	.. ..	1,517	3,443	1,304
Total			..	47,157	1,15,928	51,818
<i>Gross Revenue—(Less refunds).</i>						
During the year	{	Direct	.. ..	1,236	2,340	1,430
		Indirect	.. ..	64,869	70,891	41,636
Total			..	66,105	73,231	43,066
To end of year	{	Direct	.. ..	7,751	9,476	3,665
		Indirect	.. ..	4,21,600	4,18,693	2,35,876
Total			..	4,29,351	4,28,169	2,39,541
<i>Working Expenses.</i>						
During the year	{	Direct	.. ..	34,554	76,535	19,738
		Indirect	.. ..	212	495	118
Total			..	34,766	77,030	19,856
To end of year	{	Direct	.. ..	2,17,830	3,37,127	97,532
		Indirect	.. ..	6,754	10,038	3,097
Total			..	2,24,584	3,47,165	1,00,629

## Irrigation Works in Sind for, and to end of, 1928-29—contd.

DUCTIVE—concl'd.					UNPRODUCTIVE	
Marviwah.	Baghar Canal.	Lloyd Bar- rage and Canals Cons- truction.	Garkino Canal.	Total Productive.	Eastern Nara Works.	Jamrao Canal.
Rs.	Rs.	Rs.	Rs.	Rs.	Rs.	Rs.
....	—500	2,77,24,132	....	2,77,57,234	1,20,301	1,06,633
....	....	3,31,492	1,054	3,32,813	926	822
....	—500	2,80,55,624	1,054	2,80,90,047	1,21,227	1,07,455
9,507	7,45,054	10,74,50,343	1,30,970	12,56,40,325	83,88,675	97,02,619
230	18,391	23,47,496	8,331	29,30,215	2,97,095	2,94,221
9,737	7,63,445	10,97,97,839	1,39,301	12,85,70,540	86,85,770	99,96,840
54	3,363	....	....	3,81,355	49,630	45,165
19,712	78,611	....	....	60,51,981	4,91,572	7,71,946
19,766	81,974	....	....	64,33,336	5,41,202	8,17,111
115	20,506	....	....	92,44,150	15,87,329	15,24,591
1,00,105	5,41,914	....	....	13,36,22,730	2,61,14,554	1,93,03,606
1,00,220	5,62,420	....	....	14,28,66,880	2,77,01,883	2,08,28,197
78,496	42,328	....	....	35,49,724	4,14,998	5,62,500
619	301	....	....	24,610	2,155	2,620
79,115	42,629	....	....	35,74,334	4,17,153	5,65,120
1,48,628	3,17,935	....	....	5,57,88,331	1,20,29,448	1,12,18,157
2,091	7,260	....	....	14,27,250	4,19,213	5,70,502
1,50,719	3,25,195	....	....	5,72,15,581	1,24,48,661	1,17,88,659



## General Abstract of Financial Results of

	PRO		
	Nasirwah.	Indus Canals (other Canals, Fuleli Canals Division).	Dambhro.
<i>Net Revenue.</i>	Rs.	Rs.	Rs.
During the year .. .. .	31,339	-3,799	23,210
To end of the year .. .. .	2,04,767	81,004	1,38,912
<i>Simple Interest.</i>			
During the year .. .. .	1,720	4,619	1,731
To end of the year .. .. .	10,446	28,090	10,419
<i>Net profit after paying Interest.</i>			
During the year .. .. .	29,619	-8,418	21,479
To end of the year .. .. .	1,94,321	52,914	1,28,493

## Irrigation Works in Sind for, and to end of, 1928-29—contd.

DUCTIVE—concd.					UNPRODUCTIVE.	
Marviwah.	Baghar Canal.	Lloyd Bar- rage and Canals Con- struction.	Garkino Canal.	Total Produc- tive.	Eastern Nara Works.	Jamrao Canal.
Rs.	Rs.	Rs.	Rs.	Rs.	Rs.	Rs.
-59,349	39,345	....	....	28,59,002	1,24,049	2,51,991
-50,499	2,37,225	....	....	8,56,51,299	1,52,53,222	90,39,538
316	35,636	10,10,139	7,086	16,93,838	3,10,501	3,43,060
1,896	1,62,822	48,86,040	38,069	2,37,73,697	1,32,44,580	93,82,036
-59,665	3,709	-10,10,139	-7,086	11,65,164	-1,86,452	-91,069
-52,395	74,403	-48,86,040	-38,069	6,18,77,602	20,08,642	-3,42,498

## General Abstract of Financial Results of

				UNPRO-		
				Hasanaliwah.	Dad Canal.	Nasrat Canal.
				Rs.	Rs.	Rs.
<i>Capital Outlay.</i>						
During the year	{ Direct .. .. Indirect .. ..		....	—975	....	
			....	—7	....	
		Total ..	....	—982	....	
To end of year	{ Direct .. .. Indirect .. ..		2,96,463	26,14,188	18,26,178	
			15,085	95,109	58,407	
		Total ..	3,11,548	27,09,292	18,84,585	
<i>Gross Revenue—(Less refunds).</i>						
During the year	{ Direct .. .. Indirect .. ..		841	5,331	2,367	
			52,474	2,40,445	2,38,007	
		Total ..	53,315	2,45,776	2,40,374	
To end of year	{ Direct .. .. Indirect .. ..		19,754	65,007	21,535	
			9,85,901	47,57,609	42,29,280	
		Total ..	10,05,655	48,22,616	42,50,815	
<i>Working Expenses.</i>						
During the year	{ Direct .. .. Indirect .. ..		38,498	2,01,187	1,18,672	
			174	915	528	
		Total ..	38,672	2,02,102	1,19,200	
To end of year	{ Direct .. .. Indirect .. ..		6,09,587	31,86,293	32,32,926	
			20,851	96,037	95,777	
		Total ..	6,30,438	32,82,330	33,28,703	

## Irrigation Works in Sind for, and to end of, 1928-29—contd.

DUCTIVE—contd.

Sattah Canal.	Sheharwah.	Kalri Canal.	Dadu Canals.	Mahiwah.	Naulakhi (abandoned project).	Total Unproductive.
Rs.	Rs.	Rs.	Rs.	Rs.	Rs.	Rs.
....	....	....	....	14,959	....	2,40,918
....	....	....	....	120	....	1,861
....	....	....	....	15,079	....	2,42,779
1,81,886	25,830	98,514	28,249	14,13,136	5,112	2,45,80,845
6,270	526	3,058	666	59,440	33	8,29,910
1,88,156	26,356	1,01,572	28,915	14,72,576	5,145	2,54,10,755
—/	....	360	874	5,397	....	1,09,964
35,993	....	50,168	29,417	73,599	....	19,83,621
35,992	....	50,528	30,291	78,996	....	20,93,585
2,620	....	3,880	3,816	64,584	....	32,93,116
4,10,243	....	3,00,756	1,76,942	14,39,048	....	5,77,17,939
4,12,863	....	3,04,636	1,80,758	15,03,632	....	6,10,11,055
7,680	....	46,982	17,353	1,43,627	....	15,51,497
47	....	352	125	1,111	....	8,027
7,727	....	47,334	17,478	1,44,738	....	15,59,524
2,28,385	....	3,15,632	1,25,519	24,93,736	....	3,34,39,683
3,358	....	6,837	2,663	51,595	....	12,66,833
2,31,743	....	3,22,469	1,28,182	25,45,331	....	3,47,06,516

## General Abstract of Financial Results of

	UNPRO-		
	Hasanaliwah.	Dad Canal.	Nasrat Canal.
<i>Net Revenue.</i>	Rs.	Rs.	Rs.
During the year .. .. .	14,643	43,674	1,21,174
To end of the year .. .. .	3,75,217	15,40,286	9,22,112
<i>Simple Interest.</i>			
During the year .. .. .	9,994	87,737	61,030
To end of the year .. .. .	2,50,755	24,42,301	16,44,025
<i>Net profit after paying Interest.</i>			
During the year .. .. .	4,649	—44,063	60,144
To end of the year .. .. .	1,24,462	—9,02,015	—7,21,913

*Irrigation Works in Sind for, and to end of, 1928-29—contd.*

DUCTIVE—concl'd.

Sattah Canal.	Scharwah.	Kalri Canal.	Dadu Canals.	Mahiwah.	Naulakhi (abandoned project).	Total Unproductive.
Rs.	Rs.	Rs.	Rs.	Rs.	Rs.	Rs.
28,265	....	3,194	12,813	-65,742	....	5,34,061
1,81,120	....	-17,833	52,576	-10,41,699	....	2,63,04,539
6,212	1,398	3,985	939	47,254	170	8,72,280
1,46,168	14,199	23,908	5,639	12,51,346	4,498	2,84,09,455
22,053	-1,398	-791	11,874	-1,12,996	-170	-3,38,219
34,952	-14,199	-41,741	46,937	-22,93,045	-4,498	-21,04,916

GENERAL ABSTRACT OF FINANCIAL RESULTS OF IRRIGATION  
WORKS IN SIND FOR, AND TO END OF, 1928-29—*contd.*

*Expenditure on and receipts from Agricultural Works for which  
neither Capital nor Revenue Accounts are kept*

Name of Division	Expenditure	Receipts	Name of Division	Expenditure	Receipts
	Rs.	Rs.		Rs.	Rs.
<i>Ghar Canals Division</i>			<i>Begari Canals Division</i> — <i>contd.</i>		
Providing additional furniture in the P. W. Inspection Bungalow at Ayo-jogath works ..	3	..	Special repairs to the toe wall along Left Bank cut of Begari Canal at mile 4/5 Kashmore Bund ..	4,250	..
Ghar Bunds—Repairs ..	29,496	..	Reconditioning and extending the new emergency loop bunds—Repairs ..	10,999	..
Special repairs to P. W. Inspection at Ayo-jogath ..	236	..	Special repairs to First class bungalow at Chandur ..	59	..
Constructing proposed new loop behind Agani bund from mile 9/4 of Ghar Canal to mile 43/4 of Mitho Phulu bund—Special Repairs ..	90,416	..	Special repairs to clerks quarters at Badami ..	96	..
Sukkur Canal—Repairs ..	4,021	..	Special repairs to First class bungalow at Ghora Chat ..	118	..
Ghar Canal—Repairs ..	4,135	..	Special repairs to clerks quarters at Tori ..	67	..
Establishment ..	30,858	..	Special repairs to First class bungalow at Tori ..	137	..
Tools and Plant ..	762	..	Begari Canals—Repairs ..	5,383	..
Share of collection charges ..	22,076	..	Establishment ..	16,882	..
Direct Receipts ..	..	1,994	Tools and Plant ..	445	..
Irrigation share of consolidated revenue ..	..	2,20,997	Share of collection charges ..	4,010	..
4 per cent. on 9/10ths proceeds from sale of occupancy rights in lands upto end of 1920-21 and at 5.41 per cent. on subsequent receipts, ..	..	36	Direct Receipts ..	..	2,431
			Irrigation share of consolidated revenue ..	..	44,355
			4 per cent. on 9/10th proceeds from sale of occupancy rights in lands upto end of 1920-21 and at 5.41 per cent. on subsequent receipts ..	..	436
Total, Ghar Canals Division ..	1,82,003	2,23,027	Total, Begari Canals Division ..	96,929	47,222
<i>Begari Canals Division</i>			<i>Shikarpur Canals Division</i>		
Additions and alterations to the stair-case attached to the P. W. D. Inspection Bungalow on Kashmore Bund for storage of petrol—Works ..	92	..	Constructing a sluice in the new feeder to Sind Canal ..	9,955	..
Constructing a toe wall at Left Bank cut along Begari at mile 4/5—Works ..	120	..	Constructing wetting bunds for feeding wetting Channels of Beechanji loop sluice at its head from Rajibwah wetting bunds for channels of Garang loop and sluice at its head from Chitto ..	13,756	..
Kashmore Bund—Repairs ..	51,963	..	Taking over Rajana Nabishah Bund and reconditioning it! ..	—730	..
Replacing 2 Pumping Engines along Kashmore Bund—Repairs ..	2,368	..			

*Expenditure on and receipts from Agricultural Works, etc.—contd.*

Name of Division	Expenditure	Receipts	Name of Division	Expenditure	Receipts
	Rs.	Rs.		Rs.	Rs.
<i>Shikarpur Canals Division—contd.</i>			<i>Shikarpur Canals Division—contd.</i>		
Extension of Kasimpur Bund from mile 5/2 to 17/0 of Koraiwah ..	44,512	..	Providing sand trenches along the 1913 loop Sukkur Begari Bund ..	3,008	..
Raising and strengthening the Right Bank of Koraiwah from mile 17/0 to 11/6 ..	7,336	..	Establishment ..	99,483	..
Constructing a new sluice in mile 34/3 of the Sukkur Begari Bund ..	1,041	..	Tools and Plant ..	2,592	..
Sukkur Begari Bund—Soaking Arain loop and providing trenching to Arain loop ..	6,085	..	Collection charges ..	10,083	..
Mahiwah Works ..	88	..	Direct receipts ..	..	3,136
Repairs ..	10,087	..	Irrigation share of consolidated revenue ..	..	1,28,054
Bunds in the Shikarpur Canals Division—Repairs.	55,586	..	4 per cent. on 9/10th proceeds from sale of occupancy rights in lands up to 1920-21 and at 5-41 per cent. on subsequent receipts ..	..	1,788
Providing wetting Karias through barrow pits along Sukkur Begari Bund—Repairs ..	2,823	..	<b>Total, Shikarpur Canals Division ..</b>	<b>5,27,022</b>	<b>1,32,978</b>
Providing sand trenches along the trenching Bund of the Arain loop—Repairs ..	9,381	..	<i>Karachi Canals Division</i>		
Constructing a trenching Bund to Adurtakio loop mile 0 to 3/6 Sukkur Begari Bund—Repairs ..	31,495	..	Raising and strengthening Panah Baghar Bund—Works ..	13,028	..
Constructing bench marks on river banks near Tando Nijabat—Repairs.	33	..	Raising and strengthening Sonda Hillya Bund—Works ..	5,234	..
Recording Ghotki floods passing through Railway openings between Rohri and Reti—Repairs ..	446	..	Raising and strengthening Shaikhani Bund—Works	4,368	..
Constructing a trenching Bund to the Satabani Loop and sand coting the weak portions of the loop behind Sukkur Begari Bund ..	420	..	Raising and strengthening Baghar Uchito Bund—Works ..	23,500	..
Constructing new Satabani loop behind 24/4 to 28/4 Sukkur Begari Bund ..	2,18,312	..	Raising and strengthening Kokewari Bund—Works.	114	..
Special repairs to well at Chak ..	355	..	Constructing a connecting Bund from Dumani East Baphi Left Bank Baghar to Hala Manda Baphi Right Bank Baghar ..	143	..
Constructing two Engine sheds for two pumping plants for Satabani loop ..	875	..	Sinking a tube well at Kot Ahno on the Mulchand—Shahabundar Bund ..	432	..
			Constructing a new double Muhari along Bunds—Right Bank ..	265	..
			Constructing a new double Muhari along Bunds—Left Bank ..	2,946	..
			Constructing new longitudinal fences along Bunds—Right Bank ..	997	..



*Expenditure on and receipts from Agricultural Works, etc.—contd.*

Name of Division	Expenditure	Receipts	Name of Division	Expenditure	Receipts
<i>Karachi Canals Division—contd.</i>	Rs.	Rs.	<i>Western Nara Division—contd.</i>	Rs.	Ra.
Constructing new longitudinal fences along Bunds—Left Bank ..	1,938	..	Wahurwah—Repairs ..	5,997	..
Reconstructing cook room attached to the Darogas Landhi in mile 22/4 at Sanwalpur—Baghar Uchito Bund ..	333	..	Canals North of Kotri—Repairs ..	18,798	..
Bunds Right Bank—Repairs ..	60,116	..	Excavating trench in the front slope of Nara Bunds and filling it with sand—Repairs ..	2,130	..
Bunds Left Bank—Repairs ..	70,592	..	Special repairs to Landhi at Wadho ..	142	..
Suttah Canal—Works ..	1,994	..	Excavating additional trench along Magai Bund in the Pritchard Sub-Division—Repairs ..	1,059	..
Suttah Canal—Repairs ..	4,267	..	Lining out, levelling and jungle cutting for the new alignment for constructing a new loop behind the Abad Bund—Repairs ..	285	..
Constructing new Sonda Taraki Loop—Repairs ..	—34	..	Cutting jungle and clearing site of barrow pits along Nara Bunds as a preliminary to a wetting channel.	445	..
Constructing new Abad Marko Loop—Repairs ..	2,163	..	Special repairs to combined Daroga's Landhi and baulk-shed at mile 93/0 of Nara Bunds ..	161	..
Excavating the proposed river cut opposite mile 48 of Mulchand Shahabundar Bund—Repairs ..	3,599	..	Special repairs to out houses attached to Inspection Bungalow at Gidoo ..	85	..
Constructing Belo Garkho Taraki Loop—Repairs ..	1	..	Wetting of the Abad loop bund of 1922 of Western Nara Bund ..	8,638	..
Establishment ..	47,411	..	Constructing the proposed Manguli to Nara Bunds from mile 99/4 ..	141	..
Tools and Plant ..	1,213	..	Special repairs to P. W. Inspection Bungalow at Hasan Wahar ..	22	..
Share of collection charges ..	2,777	..	Constructing a bank along the right side of the new feeder above head regulator ..	8,496	..
Direct Receipts ..	..	1,150	Taking discharges of Aral by Indus River Commission ..	213	..
Irrigation share of consolidated revenue ..	..	43,238	Constructing new loop Bund at the head of Abad loop ..	—43,000	..
4 per cent. on 9/10ths proceeds from sale of occupancy rights in lands up to end of 1920-21 and at 5.41 per cent. on subsequent receipts ..	..	687	Establishment ..	23,631	..
			Tools and Plant ..	624	..
			Share of collection charges ..	3,930	..
			Direct receipts ..	..	7,137
<b>Total, Karachi Canals Division ..</b>	<b>2,47,397</b>	<b>45,075</b>			
<i>Western Nara Division</i>					
Raising and strengthening Western Nara Bunds ..	21,843	..			
Constructing wetting channels of the Nara Bunds ..	14,422	..			
Nara Bunds—Repairs ..	54,759	..			
New Feeder—Repairs ..	2,756	..			
Aral—Repairs ..	973	..			

*Expenditure on and receipts from Agricultural Works, etc.—contd.*

Name of Division	Expenditure	Receipts	Name of Division	Expenditure	Receipts
<i>Western Nara Division</i> —concl'd.	Rs.	Rs.	<i>Nasrat Canals Division</i> —contd.	Rs.	Rs.
Irrigation share of consolidated revenue ..	..	64,329	Raising and strengthening Herbert River Bunds including filling barrow pits ..	4,857	..
4 per cent. on 9/10ths proceeds from sale of occupancy rights in lands up to end of 1920-21 and at 5.41 per cent. on subsequent receipts ..	..	658	Dad Canal—Works ..	4,608	..
<i>Deduct—Refunds of revenue</i> ..	..	—36	Dad Canal—Repairs ..	23,211	..
<b>Total, Western Nara Division ..</b>	<b>1,26,550</b>	<b>72,088</b>	Nasrat Canal—Works ..	196	..
<i>Karachi Buildings Division</i>			Nasrat Canal—Repairs ..	10,709	..
Making survey of the Indus River—Works ..	8,124	..	Mehrab—Repairs ..	11,030	..
Establishment ..	1,952	..	S. R. to the Inspection path along Mehrabwah ..	1,017	..
Tools and Plant ..	52	..	Other Canals—Repairs ..	1,689	..
<b>Total, Karachi Buildings Division ..</b>	<b>10,128</b>	<b>..</b>	Bunds—Repairs ..	16,761	..
<i>Eastern Nara Division</i>			Establishment ..	95,208	..
Share of collection charges.	344	..	Tools and Plant ..	4,837	..
Direct receipts ..	..	..	Share of collection charges ..	15,200	..
Irrigation share of consolidated revenue ..	..	3,444	Direct receipts ..	..	3,840
<b>Total, Eastern Nara Division ..</b>	<b>344</b>	<b>3,444</b>	Irrigation share of consolidated revenue ..	..	1,84,749
<i>Nasrat Canals Division</i>			4 per cent. on 9/10ths receipts from sale of occupancy rights in lands up to end of 1920-21 and at 5.41 per cent. on subsequent receipts ..	..	2,155
Constructing proposed left bank bund line—Works ..	1,28,555	..	<i>Deduct—Refunds of Revenue</i> ..	..	—5
Constructing pipe sluice along left bank ex-Dad Feeder ..	9	..	<b>Total, Nasrat Canals Division ..</b>	<b>3,46,186</b>	<b>1,90,739</b>
Raising and strengthening Dad Feeder Bund including filling barrow pits ..	16,587	..	<i>Fuleli Canals Division</i>		
Raising and strengthening Suhagan River Bunds including filling barrow pits ..	11,712	..	Raising and strengthening Hajipur Bund—Works ..	3,678	..
			Constructing a double jack Muhari along the rear slope of the Hajipur Bund miles 0/6 to 2/1 ..	11,757	..
			Raising and strengthening Gidu Malh Bund ..	12,000	..
			Raising the Jamshoro loop Bund 4 feet free board ..	10,296	..
			Raising and strengthening Ghalian bund to 4' in mile 2 to 4/4 ..	5,309	..
			Reinforced brick pitching at mile 3/1 of Jamshoro Front Bund ..	958	..
			River Bunds—Repairs ..	33,797	..
			Fuleli Canals—Repairs ..	74,842	..
			Hasanali Canal—Works ..	817	..
			Hasanali Canal—Repairs ..	1,583	..
			Establishment ..	50,992	..

*Expenditure on and receipts from Agricultural Works, etc.—concl'd.*

Name of Division	Expenditure	Receipts	Name of Division	Expenditure	Receipts
	Rs.	Rs.		Rs.	Rs.
<i>Fuleli Canals Division— —cont'd.</i>			<i>Hyderabad Canals Division —concl'd.</i>		
Tools and Plant ..	1,871	..	Maintenance and repairs to Indus River Commission steam and motor launch- es ..	34,584	..
Share of collection charges	24,882	..	Maintenance and repairs to Indus River Gauges ..	414	..
Direct receipts ..	..	502	Maintenance and repairs to Indus River Commission Sub-divisional Office and store room ..	518	..
Irrigation share of consoli- dated revenue ..	..	2,50,250	Alibhar Kacheri Canals— Repairs ..	5,988	..
4 per cent. on 9/10ths pro- ceeds from sale of occu- pancy rights in lands up to end of 1920-21 and at 5-41 per cent. on subse- quent receipts ..	..	22	Marak Great—Repairs ..	13,987	..
			Sarfranzwah—Repairs ..	4,557	..
<b>Total, Fuleli Canals Division ..</b>	<b>2,32,782</b>	<b>2,50,774</b>	Establishment ..	26,937	..
			Tools and Plant ..	1,154	..
<i>Hyderabad Canals Division</i>			Share of collection charges	9,580	..
Providing 20 fire buckets in the office of the Assistant Engineer, Indus River Commission Division— Works ..	20	..	Direct Receipts ..	..	1,373
Constructing a bund be- tween the existing Mik- haro and Ren Bunds left bank Embankment	7,687	..	Irrigation share of consoli- dated Revenue ..	..	95,832
Renwah—Repairs ..	812	..	4 per cent. on 9/10ths pro- ceeds from sale of occu- pancy rights in lands up to end of 1920-21 and at 5-41 per cent. on subse- quent receipts ..	..	188
Ren Bunds—Repairs ..	1,310	..			
Other Canals—Repairs ..	2,686	..	<b>Total, Hyderabad Canals Division ..</b>	<b>1,10,234</b>	<b>97,393</b>
			<b>Grand Total ..</b>	<b>18,79,575</b>	<b>10,62,740</b>

J. A. M. WILSON,  
Deputy Accountant General.

---

---

STATEMENT I-E.

---

---

## STATEMENT

### Statement of Area irrigated by Irrigation Works

Name of Canal.		AREA IRRIGATED IN ACRES.		
		Kharif.	Rabi.	Total.
1		2	3	4
		Acres.	Acres.	Acres
<i>55.—Construction of Irrigation, Navigation, Embankment and Drainage Works not charged to Revenue.</i>				
<b>A. IRRIGATION WORKS.</b>				<i>Indus Right</i>
(1) Productive.				
Begari Canals Division	Desert Canal	130,304	103,923	234,227
	Unharwah	61,207	45,869	107,076
	Begari Canal	212,839	140,843	353,681
Ghar Canals Division	Ghar Canal	237,481	139,689	377,170
	Sukkur Canal	66,085	34,927	101,012
	Canals in Rohri	46,611	9,620	56,231
Shikarpur Canals Division	Sind Canal	56,297	23,813	80,110
	Rajib Canal	5,572	3,170	8,742
	Chitti Canal	4,321	2,833	7,154
	Garang Canal	1,198	421	1,619
Western Nara Division	Western Nara including Pritchard	218,792	143,620	362,412
	Marviwah	4,380	2,335	6,715
	Phitta Canal	3,248	2,100	5,348
Karachi Canals Division	Beghar Canal*	29,885	1,416	31,301
	Indus Canals Right Bank	23,127	1,857	24,984
	Pinyari Canal	89,053	13,407	102,460
	Indus Canals Left Bank	39,610	2,357	41,967
(2) Unproductive.				
Shikarpur Canals Division	Mahiwah	55,613	22,670	78,283
Karachi Canals Division	Sateh	13,684	856	14,540
	Kalri	14,575	1,786	16,361
Western Nara Division	Dadu Canals	9,172	3,231	12,403
(1) Productive.				<i>Indus Left</i>
Hyderabad Canals Division	Alibahar Kachei	11,672	418	12,090
	Great Marakh	70,616	7,509	78,125
	Sarfraz	22,118	1,568	23,686
	Gharo Mahmudo	65,581	11,794	77,375
	Kari Shumali	34,425	2,874	37,299
Fuleli Canals Division	Nasirwah	25,174	3,083	28,257
	Fuleli Canal	343,783	115,045	458,828
Nasrat Canals Division	Naulakhi	45,680	6,117	51,797
	Dambhro	13,740	1,564	15,304
(2) Unproductive.				
Jamrao Canal Division	Jamrao Canal	181,587	32,587	214,174
Eastern Nara Division	Mithrao Canal	108,242	10,551	118,793
	Thar Canal	28,692	3,274	31,966
	Hiral Canal	9,412	355	9,767
	Khitro Canal	3,675	2	3,677
Fuleli Canals Division	Hassanali Canal	22,016	2,496	24,512
Nasrat Canals Division	Dad Canal (including Ren Distributary)	104,709	16,629	121,338
	Nasrat Canal	98,995	11,336	110,331
<i>15.—Other Revenue expenditure financed from ordinary Revenues.</i>				
<i>A. Irrigation Works—2. Works for which neither Capital nor Revenue accounts are kept.</i>				
Nasrat Canals Division	Mehrabwah	10,561	565	11,126

\* Large quantity of water discharged into river Uchito

I-E.  
in Sind during the year 1928-29.

NET AREA IRRIGATED AFTER DEDUCTING AREA IN WHICH REMISSIONS WERE GRANTED.			No. OF DAYS THE CANAL WAS IN FLOW.		AVERAGE DISCHARGE IN CUBIC FEET PER SECOND.				AREA IRRIGATED PER CUBIC FOOT PER SECOND.				Depth of water used on area irrigated.	
Kharif.	Rabi.	Total.	Kharif.	Rabi.	At head.		Utilized.		At head.		Utilized.		Kharif.	Rabi.
					8	9	10	11	12	13	14	15		
Acres.	Acres.	Acres.	Days.	C. ft.	C. ft.	Acres.	Acres.	Feet.						
<b>Bank Circle.</b>														
127,541	88,138	215,679	138	3,478	3,478	67	67	4'1						
53,971	38,188	97,159	167	1,909	1,909	56	56	6'0						
211,909	118,816	331,765	159	5,474	5,474	65	65	4'9						
237,463	137,523	374,911	153	5,335	5,335	72	72	4'3						
61,166	33,798	97,904	209	1,263	1,268	77	77	5'4						
42,214	9,230	51,444	102	1,321	1,321	43	43	4'8						
53,497	20,876	74,373	122	1,846	1,846	43	43	5'6						
4,940	2,772	7,712	119	167	167	54	54	4'4						
3,947	2,477	6,424	114	165	165	43	43	5'3						
1,067	370	1,437	79	23	23	70	70	2'2						
203,537	39,958	248,545	200	4,769	4,769	76	76	5'3						
4,321	922	5,243	114	161	161	42	42	5'4						
3,074	2,049	5,123	112	235	235	23	23	9'7						
29,016	1,373	30,387	153	4,590	4,590	9	9	45'0						
22,796	1,614	24,430												
87,011	4,222	91,233	145	2,903	2,903	35	35	8'2						
37,932	895	38,877												
									Discharges incomplete.					
									Discharges incomplete.					
54,253	21,470	75,723	122	1,803	1,803	43	43	5'6						
13,577	627	14,204	144	523	523	31	31	9'2						
14,331	1,711	16,042	147	653	653	22	22	13'2						
8,904	415	9,319	120	296	296	42	42	5'7						
<b>Bank Circle.</b>														
11,672	389	12,061	123	185	185	65	65	3'78						
70,516	7,438	77,954	172	1,270	1,270	62	62	5'55						
22,118	1,515	23,633	123	457	457	52	52	4'92						
65,570	11,681	77,251	122	552	552	140	140	1'74						
34,425	2,781	37,206	163	761	761	49	49	6'65						
25,170	2,898	28,063	133	520	520	54	54	4'93						
334,729	81,400	420,129	183/176	7,851/1,746	7,839/1,643	44/66	44/70	8'32/5'03						
45,548	6,006	51,554	122	1,378	1,378	38	38	6'42						
13,654	1,564	15,218	101	236	236	65	65	3'11						
177,757	30,514	208,271	208/144	2,034/454	2,034/454	89/72	89/72	4'67/4'00						
106,878	10,370	117,178	169/167	1,674/319	1,674/319	65/33	65/67	5'20/5'30						
24,241	1,943	26,184	155/16	493/22	493/22	57/149	57/149	5'44/2'22						
8,845	221	9,106	155/16	103/7	103/7	91/51	91/51	3'41/1'43						
3,589	2	3,591	128	38	38	97	97	2'64						
21,799	1,136	22,935	146	570	570	43	43	6'79						
103,850	14,738	118,588	233	2,291	2,291	53	53	8'79						
96,734	9,060	105,794	122	2,098	2,098	53	53	4'60						
10,547	563	11,110	122	219	219	51	51	4'80						

and thence into Sea, hence high delta.

## STATEMENT

Statement showing Incidence of Working Expenses on assessed

Name of Canal.	Average discharge of the year at canal head in cubic ft. per second.	Water-rate assessed during 1928-29.				
		Occupiers.	Owners.	Total Direct.	Indirect.	Total Direct and Indirect.
1	2	3	4	5	6	7
<i>55, Construction of Irrigation, Navigation, Embankment and Drainage Works not charged to Revenue.</i>	C. ft.	Rs.	Rs.	Rs.	Rs.	Rs.
<b>A.—IRRIGATION WORKS.</b>						
<i>1. Productive.</i>						
Begari Canals Division.	{ Desert Canal. 3,478 Unharwah .. 1,909 Begari Canal.. 5,474	81,040	..	81,040	4,22,810	5,03,850
		294	..	294	2,40,117	2,40,411
		35,601	..	35,601	7,96,697	8,32,298
Ghar Canals Division.	{ Ghar Canal .. 5,335 Sukkur Canal. 1,268	9,081	..	9,081	10,12,160	10,21,241
		1,693	..	1,693	2,52,544	2,54,237
Shikarpur Canals Division.	{ Canals in Rohri. 1,321 Sind Canal .. 1,846 Rajib .. 167 Chitti .. 165 Garang .. 23	3,389	..	3,389	1,44,538	1,47,927
		3,314	..	3,314	2,56,585	2,59,899
		591	..	591	60,738	61,329
Western Nara Division.	{ Western Nara including Pritchard. 4,769 Marwiah .. 161 Phitta Canal .. 235	8,622	..	8,622	9,75,114	9,83,736
		..	..	..	19,712	19,712
		76	..	76	12,587	12,663
Karachi Canals Division.	{ Baghar Canal. 4,590 Indus Canals .. .. 2,118 Right Bank. .. .. Pinyari Canal. 2,903 Indus Canals .. .. 367 Left Bank. .. ..	6,419	..	6,419	79,980	86,399
		2,118	..	2,118	59,110	61,228
		9,644	..	9,644	2,66,092	2,75,736
		367	..	367	1,16,979	1,17,346

\* The area irrigated shown in this column is

## II-E.

## Revenue on Canals in Sind during the year 1928-1929.

Gross assessed revenue from all sources.	Working expenses, Direct and Indirect.	Area irrigated during the year.*	Working expenses			90 per cent. of net consolidated assessment.		Total water rate Direct and Indirect.	
			Per cent. on gross revenue.	Per acre irrigated.	Per cubic foot per second of discharge at canal head.	Per acre irrigated.	Per cubic foot per second of discharge at canal head.	Per acre irrigated.	Per cubic foot per second of discharge at canal head.
8	9	10	11	12	13	14	15	16	17
Rs.	Rs.	Acres.							
5,08,606	7,16,356	2,09,516	140·8	3·41	205·9	2·7	12·7	2·40	144·8
2,42,477	1,11,181	95,026	46·6	1·17	58·2	2·5	123·9	2·33	125·9
8,41,396	6,43,533	2,86,945	76·4	2·24	117·5	3·1	143·5	2·90	152·0
10,41,315	3,13,772	2,59,377	30·1	1·20	58·8	4·4	792·0	3·93	191·4
2,62,325	2,04,196	74,344	77·8	2·74	161·0	3·4	47·1	3·42	200·5
1,50,597	1,18,944	54,061	78·9	2·20	90·0	2·8	105·7	2·73	111·9
2,61,530	1,26,022	69,697	48·1	1·80	68·2	3·6	134·0	3·72	140·9
61,515	31,819	15,995	51·7	1·98	89·6	3·7	165·4	3·83	172·7
10,04,289	4,20,576	2,66,276	41·8	1·57	88·1	3·7	201·8	3·69	206·3
19,766	86,639	5,329	438·3	16·25	538·0	3·5	116·9	3·69	122·4
12,938	6,163	5,309	47·6	1·16	26·2	2·3	51·4	2·38	53·8
88,447	46,290	31,301	52·3	1·47	10·0	2·7	17·0	2·76	18·8
61,343	25,601	24,994	41·7	1·02	..	2·3	..	2·45	..
2,78,412	1,83,721	102,460	65·9	1·79	63·2	2·6	89·6	2·69	94·9
117,880	82,877	41,967	70·3	1·97	..	2·7	..	2·79	..

exclusive of Dubari Cultivation.



## STATEMENT

Name of Canal.	Average discharge of the year at canal head in cubic ft. per second.	Water-rate assessed during 1928-29.					
		Occupiers.	Owners.	Total Direct.	Indirect.	Total Direct and Indirect.	
1	2	3	4	5	6	7	
<i>55. Construction of Irrigation, Navigation, Embankment and Drainage Works not charged to Revenue—contd.</i>	C. ft.	Rs.	Rs.	Rs.	Rs.	Rs.	
<i>A.—IRRIGATION WORKS—contd.</i>							
<i>1. Productive—contd.</i>							
Hyderabad Canals Division.	Alibahar Kacheri.	185	554	..	554	27,527	28,081
	Great Marakh.	1,270	3,359	..	3,359	1,89,876	1,93,235
	Sarfraz.	457	2,249	..	2,249	47,279	49,528
	Gharo Mahmud.	552	6,117	..	6,117	1,49,330	1,55,447
	Kari Shumali.	761	5,719	..	5,719	70,720	76,439
Fuleli Canals Division.	Nasirwah ..	520	428	..	428	64,650	65,078
	Fuleli Canal..	5,252	91,101	..	91,101	10,10,337	11,01,438
Nasrat Canals Division.	Naulakhi Canal	1,378	978	..	978	1,51,085	1,52,063
	Dambhro Canal	236	734	..	734	41,636	42,370
Total Productive ..	..	2,73,488	..	2,73,488	64,68,203	67,41,691	
<i>2. Unproductive.</i>							
Shikarpur Canals Division.	Mahiwah ..	1,803	2,742	..	2,742	1,83,312	1,86,054
Karachi Canals Division.	Sattah ..	653	216	..	216	39,783	39,999
	Kalri ..	523	1,495	..	1,495	50,133	51,628
Western Nara Division.	Dadu Canals ..	296	50	..	50	29,948	29,998
Jamrao Canal Division.	Jamrao Canal	1,243	2,337	..	2,337	7,69,365	7,71,702
Eastern Nara Division.	Mithrao Canal.	1,674	1,065	..	1,065	3,03,738	3,04,803
	Thar Canal ..	493	955	..	955	71,053	72,008
	Eastern Nara ..	..	..	..	..	63,591	63,591
Fuleli Canals Division.	Hiral Canal ..	103	..	..	..	29,554	29,554
	Hassanali Canal.	570	4,075	..	4,075	56,204	60,279
Nasrat Canals Division.	Dad Canal including Ren Distributary.	2,291	3,661	..	3,661	3,18,937	3,22,598
	Nasrat Canal.	2,098	322	..	322	3,09,863	3,10,185
Total, (2) Unproductive ..	..	16,918	..	16,918	22,25,481	22,42,399	
Grand Total ..	..	2,90,406	..	2,90,406	86,93,684	89,84,090	

\* The area irrigated shown in this column is

## II-E—contd.

Gross assessed revenue from all sources.	Working expenses, Direct and Indirect.	Area irrigated during the year.*	Working expenses.			90 per cent. of net consolidated assessment.		Total water rate, Direct and Indirect.	
			Per cent. on gross revenue.	Per acre irrigated.	Per cubic foot per second of discharge at canal head.	Per acre irrigated.	Per cubic foot per second of discharge at canal head.	Per acre irrigated.	Per cubic foot per second of discharge at canal head.
8	9	10	11	12	13	14	15	16	17
Rs.	Rs.	Acres.							
28,740	18,965	12,010	65·98	1·57	102·51	2·38	144·21	2·33	151·78
1,97,781	61,675	74,339	31·18	0·82	48·56	2·71	146·61	2·59	152·15
51,492	27,649	23,613	53·69	1·17	60·50	2·25	100·36	2·09	108·37
1,58,619	77,030	77,259	48·56	1·00	139·54	2·38	265·26	2·01	281·60
77,278	35,374	37,232	45·77	0·95	46·49	2·12	88·48	2·05	100·44
66,191	34,766	28,153	52·52	1·23	66·84	2·30	120·79	2·31	125·15
11,27,528	4,18,160	4,48,704	37·08	0·93	79·61	2·63	186·79	2·41	209·71
1,52,779	96,921	50,679	63·43	1·91	70·33	3·03	109·09	3·00	110·35
42,676	19,856	15,073	46·52	1·31	84·13	2·90	174·18	2·81	188·00
68,55,920	39,08,086	23,09,659	57·00	1·69	..	2·75	..	2·92	..
1,92,618	1,80,641	69,421	93·7	2·60	100·1	2·5	99·0	2·68	103·1
40,056	17,046	14,540	42·5	1·17	26·1	2·6	59·1	2·75	61·2
51,829	51,613	16,361	99·5	3·15	98·6	3·1	94·5	3·15	98·7
30,619	18,998	9,615	61·6	1·97	64·1	3·0	99·3	3·12	101·3
8,12,849	5,65,120	2,10,360	69·54	2·68	454·57	3·32	555·90	3·67	620·83
3,09,279	2,05,341	1,17,527	66·71	1·75	123·26	2·61	181·09	2·59	181·48
76,353	79,709	30,967	104·39	2·57	161·68	2·35	143·25	2·32	146·06
70,469	58,940	37,721	83·63	1·56	..	1·63	..	1·68	..
29,835	21,013	9,751	70·43	2·15	204·00	2·70	255·88	3·03	286·93
60,791	42,052	23,986	69·17	1·75	73·77	2·59	96·68	2·51	105·75
3,27,664	2,46,173	1,12,128	75·12	2·19	107·45	2·88	135·20	2·87	140·81
3,12,621	1,38,555	1,09,185	44·32	1·26	66·04	2·72	141·25	2·84	147·84
23,15,183	16,26,201	7,61,562	70·24	2·13	..	2·76	..	2·94	..
91,71,103	55,34,284	30,71,221	60·34	1·80	..	2·75	..	2·93	..

exclusive of Dubari Cultivation.

## STATEMENT III-E.

Statement of Quantity and Value of Crops irrigated in Sind during the year 1928-29.

Description of crops.		Begari Canals Division.								
		Desert Canal.			Unharwah.			Begari Canal.		
		Area irrigated.	Estimated value.	per Value acre.	Area irrigated.	Estimated value.	per Value acre.	Area irrigated.	Estimated value.	per Value acre.
		Acres.	Rs.	Rs.	Acres.	Rs.	Rs.	Acres.	Rs.	Rs.
Kharif.	Rice ..	43,721	22,48,448	51	8,920	4,45,504	50	81,074	49,81,400	61
	Jowar ..	62,365	21,98,600	35	30,139	6,88,533	23	99,257	32,20,913	32
	Bajri ..	18,185	6,15,613	34	17,104	5,47,557	32	14,013	4,19,766	30
	Cotton ..	223	57,636	258	262	15,526	59	224	18,549	83
	Other crops ..	5,810	2,19,998	38	4,782	1,56,739	33	18,270	3,18,026	17
Total ..		130,304	53,40,295	41	61,207	18,54,259	30	212,838	89,58,654	42
Rabi.	Wheat ..	30,837	14,04,551	46	16,693	7,36,943	44	29,675	9,11,124	31
	Barley ..	3	72	24	2	44	22	13	389	30
	Oil-seeds ..	22,514	4,50,193	19	6,835	88,456	13	36,785	8,18,184	22
	Other crops ..	50,569	8,46,131	17	22,339	3,09,337	14	74,370	21,94,914	30
Total ..		103,923	27,00,947	26	45,869	11,34,780	25	140,843	39,24,611	28
Total under both heads ..		234,227	80,41,242	34	107,076	29,89,039	28	353,681	1,28,83,265	36

Description of crops.		Begari Canals Division—contd.						Shikarpur Canals Division.		
		Canals from Kashmir Bund.			Total.			Mahiwh.		
		Area irrigated.	Estimated value.	per Value acre.	Area irrigated.	Estimated value.	per Value acre.	Area irrigated.	Estimated value.	per Value acre.
		Acres.	Rs.	Rs.	Acres.	Rs.	Rs.	Acres.	Rs.	Rs.
Kharif.	Rice ..	123	5,648	46	133,838	76,81,400	57	9,304	2,25,249	24
	Jowar ..	1,950	68,259	35	193,711	61,76,305	32	34,352	6,89,290	20
	Bajri ..	977	31,178	32	50,279	16,14,114	32	9,245	1,73,732	19
	Cotton ..	1	77	77	710	91,788	129	358	13,635	38
	Other crops ..	417	8,949	21	29,279	7,03,712	24	2,354	90,104	38
Total ..		3,468	1,14,111	33	407,817	1,62,67,319	40	55,613	11,92,010	21
Rabi.	Wheat ..	1,031	44,010	43	78,236	30,96,628	40	9,515	2,20,556	23
	Barley ..	2	42	21	20	547	27	29	632	22
	Oil-seeds ..	116	2,238	19	66,250	13,59,071	21	3,599	20,750	6
	Other crops ..	624	8,394	13	147,902	33,58,776	23	9,527	2,05,584	22
Total ..		1,773	54,684	31	292,408	78,15,022	27	22,670	4,47,522	19
Total under both heads ..		5,241	168,795	32	700,225	2,40,82,341	34	78,283	16,39,532	21

## STATEMENT III-E—contd.

Description of crops.		Shikarpur Canals Division—contd.								
		Canals in Rohri.			Sind Canal.			Rajib.		
		Area irrigated.	Estimated value.	per Value acre.	Area irrigated.	Estimated value.	per Value acre.	Area irrigated.	Estimated value.	per Value acre.
	Acres.	Rs.	Rs.	Acres.	Rs.	Rs.	Acres.	Rs.	Rs.	
Kharif.	Rice ..	3,458	79,393	23	21,575	5,16,022	24	2,186	39,348	18
	Jowar ..	36,102	6,12,222	17	28,290	5,30,259	19	3,098	46,470	15
	Bajri ..	3,832	64,008	17	617	13,773	22	1	15	15
	Cotton ..	561	16,313	29	9	383	43			
	Other crops ..	2,658	63,050	29	5,806	1,30,171	35	287	10,332	36
Total ..		46,611	8,34,986	18	56,297	11,90,608	21	5,572	96,165	17
Rabi.	Wheat ..	7,191	1,37,643	19	6,961	2,11,264	30	1,849	48,536	26
	Barley ..	31	426	14	4	94	24			
	Oil-seeds ..	960	14,421	15	2,020	22,230	11	133	1,397	12
	Other crops ..	1,438	43,564	30	14,828	3,57,399	24	1,188	42,768	36
Total ..		9,620	1,96,054	20	23,813	5,90,987	25	3,170	92,701	29
Total under both heads ..		56,231	10,31,040	18	80,110	17,81,595	22	8,742	1,88,866	22

Description of crops.		Shikarpur Canals Division—contd.								
		Chitti.			Garang.			Sukkur Begari Bund.		
		Area irrigated.	Estimated value.	per Value acre.	Area irrigated.	Estimated value.	per Value acre.	Area irrigated.	Estimated value.	per Value acre.
	Acres.	Rs.	Rs.	Acres.	Rs.	Rs.	Acres.	Rs.	Rs.	
Kharif.	Rice ..	632	11,376	18	....	....	..	1,901	34,218	18
	Jowar ..	3,067	46,005	15	1,150	17,250	15	1,756	26,918	15
	Bajri ..	7	105	15	4	60	15	9	279	31
	Cotton ..	1	45	45	....	....	..	1	45	45
	Other crops ..	614	22,060	52	44	1,562	50	71	2,544	36
Total ..		4,321	79,591	18	1,198	18,872	16	3,738	64,004	17
Rabi.	Wheat ..	1,534	40,268	26	257	6,746	26	2,121	46,996	22
	Barley ..	....	72	11	....	95	11	1	24	24
	Oil-seeds ..	....	756	11	9	....	11	552	5,804	11
	Other crops ..	1,227	44,172	36	155	5,580	36	3,326	1,19,556	36
Total ..		2,833	85,196	30	421	12,421	29	6,000	1,72,380	29
Total under both heads ..		7,154	1,64,787	23	1,619	31,293	19	9,738	2,36,384	24

## STATEMENT III-E—contd.

Description of crops.	Shikarpur Canals Division—contd.						Ghar Canals Division.			
	Bunds in Rohri including Kasimpur Bund.			Total, Shikarpur Canals Division.			Sukkur Canal.			
	Area irrigated.	Estimated value.	per Value acre.	Area irrigated.	Estimated value.	per Value acre.	Area irrigated.	Estimated value.	per Value acre.	
	Acres.	Rs.	Rs.	Acres.	Rs.	Rs.	Acres.	Rs.	Rs.	
Kharif. {	Rice ..	....	....	..	39,056	9,05,606	23	40,023	12,28,682	31
	Jowar ..	....	....	..	107,815	19,68,414	18	21,861	3,45,874	16
	Bajri ..	....	....	..	13,715	2,51,972	18	311	4,901	16
	Cotton ..	....	....	..	930	30,421	33	1	20	20
	Other crops ..	....	....	..	11,834	3,19,823	27	3,889	65,802	17
Total ..	....	....	..	173,350	34,76,236	20	66,085	16,45,279	25	
Rabi. {	Wheat ..	....	....	..	29,428	7,12,009	24	12,195	2,19,638	18
	Barley ..	....	....	..	65	1,176	18	1	15	15
	Oil-seeds ..	....	....	..	7,345	65,453	9	6,610	64,349	49
	Other crops ..	....	....	..	31,689	8,18,623	26	16,121	1,66,942	10
	Total ..	....	....	..	68,527	15,97,261	23	34,927	4,50,944	13
Total under both heads ..	....	....	..	241,877	50,73,497	21	101,012	20,96,223	21	

Description of crops.	Ghar Canals Division—contd.									
	Ghar Canal.			Ghar Bunds.			Total, Ghar Canals Division.			
	Area irrigated.	Estimated value.	per Value acre.	Area irrigated.	Estimated value.	per Value acre.	Area irrigated.	Estimated value.	per Value acre.	
	Acres.	Rs.	Rs.	Acres.	Rs.	Rs.	Acres.	Rs.	Rs.	
Kharif. {	Rice ..	206,185	59,12,029	29	....	....	..	246,208	71,40,711	29
	Jowar ..	25,144	4,50,185	18	....	....	..	47,079	7,97,016	17
	Bajri ..	303	4,434	15	74	957	13	614	9,385	15
	Cotton ..	3	70	23	....	....	..	4	90	23
	Other crops ..	5,846	59,004	10	....	....	..	9,735	1,24,806	13
Total ..	237,481	64,25,772	27	74	957	13	303,640	80,72,008	27	
Rabi. {	Wheat ..	30,883	5,86,122	19	....	....	..	43,206	8,08,558	20
	Barley ..	13	172	13	128	2,798	22	14	187	13
	Oil-seeds ..	33,392	2,46,075	7	6	63	11	40,008	3,10,487	8
	Other crops ..	75,401	4,91,120	7	4	60	15	91,526	6,58,122	7
	Total ..	139,689	13,23,489	9	138	2,921	21	174,754	17,77,354	10
Total under both heads ..	377,170	77,49,261	21	212	3,878	18	4,78,394	98,49,362	21	

## STATEMENT III-E—contd.

Description of crops.		Karachi Canals Division.									
		Sattah.			Kalri.			Baghar.			
		Area irrigated.	Estimated value.	Value per acre.	Area irrigated.	Estimated value.	Value per acre.	Area irrigated.	Estimated value.	Value per acre.	
		Acres.	Rs.	Rs.	Acres.	Rs.	Rs.	Acres.	Rs.	Rs.	
Kharif.	Rice ..	11,663	3,49,890	30	11,080	3,32,400	30	26,966	9,53,810	35	
	Lower ..	3	120	40	407	10,175	25	53	1,855	35	
	Bajri ..	1,938	63,954	33	2,134	53,250	25	1,398	48,930	35	
	Cotton ..	1	30	30	.....	.....	.....	.....	.....	.....	
	Other crops ..	79	4,424	56	954	47,700	50	1,458	66,060	45	
Total ..		13,684	4,18,418	31	14,575	4,43,525	30	29,885	10,70,655	36	
Rabi.	Wheat ..	.....	124	3,720	30	63	2,520	40	10	400	40
	Barley ..	.....	558	11,160	20	416	12,480	30	554	21,160	40
	Oil-seeds ..	.....	174	11,310	65	309	12,360	40	16	640	40
	Other crops ..	.....	.....	.....	.....	998	59,830	60	836	41,800	50
	Total ..		856	26,190	31	1,786	87,240	49	1,416	64,000	45
Total under both heads ..		14,540	4,44,608	31	16,361	5,30,765	32	31,301	11,34,655	36	

Description of crops.		Karachi Canals Division—contd.								
		Indus Canals Right Bank.			Pinyari.			Indus Canals Left Bank.		
		Area irrigated.	Estimated value.	Value per acre.	Area irrigated.	Estimated value.	Value per acre.	Area irrigated.	Estimated value.	Value per acre.
		Acres.	Rs.	Rs.	Acres.	Rs.	Rs.	Acres.	Rs.	Rs.
Kharif.	Rice ..	22,943	4,12,974	18	86,012	25,80,360	30	38,352	10,35,504	27
	Lower ..	59	1,180	20	179	2,148	12	73	803	11
	Bajri ..	79	1,580	20	1,737	29,529	17	1,057	12,684	12
	Cotton ..	.....	.....	.....	1	10	10	1	10	10
	Other crops ..	46	2,300	50	1,124	78,680	70	127	6,350	50
Total ..		23,127	4,18,034	18	89,053	26,90,727	30	39,610	10,55,351	27
Rabi.	Wheat ..	48	1,920	40	187	4,675	25	2	110	55
	Barley ..	620	15,500	25	746	14,920	20	557	8,355	15
	Oil-seeds ..	340	13,600	40	11,435	2,29,700	20	1,432	35,800	25
	Other crops ..	859	42,950	50	1,039	72,730	70	366	25,620	70
	Total ..		1,867	73,970	40	13,407	3,22,025	24	2,357	69,885
Total under both heads ..		24,994	4,92,004	20	102,460	30,12,752	29	41,967	11,25,236	27

## STATEMENT III-E—contd.

Description of crops.	Karachi Canals Division—contd.						Western Nara Division			
	Bunds in Karachi Canals Division.			Total, Karachi Canals Division.			Western Nara.			
	Area irrigated.	Estimated value.	Value per acre.	Area irrigated.	Estimated value.	Value per acre.	Area irrigated.	Estimated value.	Value per acre.	
	Acres.	Ra.	Ra.	Acres.	Ra.	Ra.	Acres.	Ra.	Ra.	
Kharif {	Rice ..	8,087	1,77,645	22	205,103	58,42,583	28	156,817	46,37,263	30
	Jowar ..	15	300	20	789	16,581	21	45,281	7,30,662	16
	Bairi ..	79	1,580	20	8,422	2,11,507	25	120	1,871	15
	Cotton ..	....	....	....	3	50	17	4	60	15
	Other crops ..	97	6,570	68	3,895	2,12,084	54	4,527	57,001	13
Total ..	8,278	1,86,095	22	218,212	62,82,805	29	206,749	54,26,797	26	
Rabi. {	Wheat ..	39	1,937	50	349	11,562	33	30,280	5,33,777	18
	Barley ..	477	10,860	23	3,494	86,995	25	627	4,917	8
	Oil-seeds ..	534	20,655	39	14,624	3,23,915	22	40,290	2,60,235	6
	Other crops ..	215	13,770	64	4,487	2,68,060	60	67,032	3,43,398	5
	Total ..	1,265	47,222	37	22,954	6,90,532	30	138,229	11,42,327	8
Total under both heads ..	9,543	2,33,317	24	241,166	69,73,337	29	344,978	65,69,124	19	

Description of crops.	Western Nara Division—contd.									
	Pritchard.			Dadu Canals.			Phitta Canal.			
	Area irrigated.	Estimated value.	Value per acre.	Area irrigated.	Estimated value.	Value per acre.	Area irrigated.	Estimated value.	Value per acre.	
	Acres.	Ra.	Ra.	Acres.	Ra.	Ra.	Acres.	Ra.	Ra.	
Kharif. {	Rice ..	10,358	2,44,996	24	5,698	1,42,400	25	....	....	....
	Jowar ..	1,628	13,755	8	3,397	84,925	25	3,199	70,100	22
	Bairi ..	21	168	8	60	360	6	20	107	5
	Cotton ..	....	....	....	1	2	2	....	....	....
	Other crops ..	36	221	6	16	80	5	29	145	5
Total ..	12,043	2,59,140	22	9,172	2,27,767	25	3,243	70,352	21	
Rabi. {	Wheat ..	367	5,850	16	372	9,310	25	1,463	30,035	21
	Barley ..	1	8	8	10	50	5	124	620	5
	Oil-seeds ..	426	1,906	4	255	64	....	69	470	7
	Other crops ..	4,597	4,746	1	2,594	648	....	444	2,087	5
	Total ..	5,391	12,510	2	3,231	10,072	3	2,100	33,212	16
Total under both heads ..	17,434	2,71,650	16	12,403	2,37,839	19	5,348	1,03,564	19	

## STATEMENT III-E—contd.

Western Nara Division—conold.									
Description of crops.	Marviwah			Bunds in Western Nara Division including New Feeder Wahurwah, Aral Manchar and Canals north of Kotri			Total Western Nara Division		
	Area irrigated.	Estimated value.	Value per acre.	Area irrigated.	Estimated value.	Value per acre.	Area irrigated.	Estimated value.	Value per acre.
	Acres.	Rs.	Rs.	Acres.	Rs.	Rs.	Acres.	Rs.	Rs.
Kharif. { Rice ..	3,331	81,691	27	5,405	1,35,967	25	181,609	52,42,317	29
{ Jowar ..	1,005	12,783	13	4,876	1,79,770	37	59,386	10,91,995	18
{ Bairi ..	1	8	8	2,034	83,457	41	2,256	85,911	38
{ Cotton ..	....	....	..	698	40,596	58	703	40,658	58
{ Other crops ..	43	248	6	339	6,022	18	4,990	63,717	13
Total ..	4,380	94,730	22	13,352	4,45,812	33	248,944	65,24,598	26
Rabi. { Wheat ..	637	11,130	17	12,268	2,29,388	19	45,387	8,19,490	18
{ Barley ..	127	821	6	354	2,847	8	1,243	9,263	7
{ Oil-seeds ..	151	600	4	1,562	15,951	10	42,753	2,79,226	7
{ Other crops ..	1,420	956	1	2,718	17,576	6	78,805	3,69,411	5
Total ..	2,335	13,507	6	16,902	2,65,762	16	168,188	14,77,390	9
Total under both heads ..	6,715	1,08,237	16	30,254	7,11,574	24	417,132	80,01,988	19

Description of crops.	Total, Indus Right Bank Circle.			Nasrat Canals Division.					
	Area irrigated.	Estimated value.	Value per acre.	Dad Canal including Ren Distributary			Nasrat Canal.		
	Acres.	Rs.	Rs.	Area irrigated.	Estimated value.	Value per acre.	Area irrigated.	Estimated value.	Value per acre.
	Acres.	Rs.	Rs.	Acres.	Rs.	Rs.	Acres.	Rs.	Rs.
Kharif. { Rice ..	805,814	2,68,12,617	33	19,659	8,84,385	45	837	37,665	45
{ Jowar ..	408,780	1,00,50,311	25	32,292	9,68,760	30	38,379	11,51,370	30
{ Bairi ..	75,286	21,72,889	29	26,041	9,11,435	35	12,279	4,29,765	35
{ Cotton ..	2,350	1,63,007	69	18,227	9,09,295	50	31,383	15,69,150	50
{ Other crops ..	59,733	14,24,142	24	8,490	2,97,150	35	16,117	5,64,095	35
Total ..	1,351,963	4,06,22,966	30	104,709	39,71,025	38	98,995	37,52,045	38
Rabi. { Wheat ..	196,606	54,48,247	28	3,617	88,045	24	3,538	88,450	25
{ Barley ..	4,836	98,168	20	167	1,670	10	33	330	10
{ Oil-seeds ..	170,980	23,38,152	14	4,914	73,710	15	6,105	91,575	15
{ Other crops ..	354,409	54,72,992	15	7,931	1,58,620	20	1,660	33,200	20
Total ..	726,831	1,33,57,559	18	16,629	3,22,045	19	11,336	2,13,555	19
Total under both heads ..	2,078,794	5,39,80,525	25	1,21,338	42,93,070	35	110,331	39,65,600	36



## STATEMENT III-E—contd.

Description of crops.		Nasrat Canals Division—contd.								
		Naulakhiwah.			Dambhrowah.			Menrab and other Canals.		
		Area irrigated.	Estimated value.	per Value acre.	Area irrigated.	Estimated value.	per Value acre.	Area irrigated.	Estimated value.	per Value acre.
		Acres.	Ra.	Ra.	Acres.	Ra.	Ra.	Acres.	Ra.	Ra.
Kharif.	Rice ..	7,629	3,43,305	45	669	30,105	45	65	2,925	45
	Jowar ..	28,428	8,52,840	30	10,947	3,28,410	30	8,009	2,40,270	30
	Bairi ..	3,337	1,16,795	35	1,366	45,710	35	3,161	1,10,635	35
	Cotton ..	3,769	1,88,450	50	359	17,550	50	209	10,450	50
	Other crops ..	2,517	88,095	35	459	16,065	35	222	7,770	35
Total ..	45,680	15,89,485	35	13,740	4,38,240	32	11,666	3,72,050	32	
Rabi.	Wheat ..	4,957	1,23,925	25	1,372	34,300	25	1,036	25,900	25
	Barley ..	43	430	10	48	480	10	29	290	10
	Oil-seeds ..	577	8,655	15	87	1,305	15	155	1,725	11
	Other crops ..	540	10,500	20	57	1,140	20	36	720	20
	Total ..	6,117	1,43,810	24	1,564	37,225	24	1,256	28,635	23
Total under both heads ..	51,797	17,33,295	33	15,304	4,75,465	31	12,922	4,00,685	31	

Description of crops.		Nasrat Canals Division—contd.			Hydrabad Canals Division.					
		Total, Nasrat Canals Division.			Alibabar Kacheri.			Great Merakh.		
		Area irrigated.	Estimated value.	per Value acre.	Area irrigated.	Estimated value.	per Value acre.	Area irrigated.	Estimated value.	per Value acre.
		Acres.	Ra.	Ra.	Acres.	Ra.	Ra.	Acres.	Ra.	Ra.
Kharif.	Rice ..	28,859	12,98,385	45	64	2,240	35	7,550	2,63,760	35
	Jowar ..	118,055	35,41,650	30	1,253	35,315	28	2,300	60,615	26
	Bairi ..	46,124	16,14,340	35	6,423	2,10,555	33	31,743	10,52,490	33
	Cotton ..	53,947	26,95,295	50	3,659	1,63,205	45	27,072	12,08,030	45
	Other crops ..	27,805	9,73,175	35	273	9,620	35	1,901	64,450	34
Total ..	274,790	1,01,22,845	37	11,672	4,21,005	36	70,616	26,49,145	38	
Rabi.	Wheat ..	14,520	3,60,620	25	47	940	20	328	6,560	20
	Barley ..	320	3,200	10	73	1,095	15	994	15,165	15
	Oil-seeds ..	11,838	1,76,970	15	298	5,280	18	6,187	1,04,465	17
	Other crops ..	10,224	2,04,480	20						
	Total ..	36,902	7,45,270	20	418	7,315	18	7,509	1,26,190	17
Total under both heads ..	311,692	1,08,68,115	35	12,090	4,28,320	35	78,125	27,75,335	35	

## STATEMENT III-E—contd.

Hyderabad Canals Division—contd.									
Description of crops.	Kari Shumali			Gharo Mahamudo.			Sarfraz Canal.		
	Area irrigated.	Estimated value.	per Value acre.	Area irrigated.	Estimated value.	per Value acre.	Area irrigated.	Estimated value.	per Value acre.
	Acres.	Rs.	Rs.	Acres.	Rs.	Rs.	Acres.	Rs.	Rs.
Kharif. { Rice ..	6	264	44	547	14,640	26	147	8,500	58
Jowar ..	282	7,760	28	1,717	34,415	20	462	12,351	27
Bajri ..	20,525	7,82,752	38	33,633	9,28,534	28	13,513	4,26,599	32
Cotton ..	12,716	9,37,456	73	27,550	12,83,071	47	7,102	4,91,110	69
Other crops ..	836	43,250	52	2,134	68,473	32	894	31,712	35
Total ..	34,425	17,71,482	51	65,581	23,29,133	36	22,118	9,70,272	44
Rabi. { Wheat ..	441	8,940	20	1,062	21,240	20	259	6,590	25
Barley ..	135	2,909	22	353	6,735	19	109	1,350	12
Oil-seeds ..	2,298	19,438	8	10,377	1,01,958	10	1,200	16,912	14
Other crops ..									
Total ..	2,874	31,337	11	11,794	1,29,933	11	1,568	24,852	16
Total under both heads ..	37,299	18,02,819	43	77,375	24,59,066	32	23,686	9,95,124	42

Hyderabad Canals Division—concd.									
Description of crops.	Naairwah.			Other Canals.			Total, Hyderabad Canals Division.		
	Area irrigated.	Estimated value.	per Value acre.	Area irrigated.	Estimated value.	per Value acre.	Area irrigated.	Estimated value.	per Value acre.
	Acres.	Rs.	Rs.	Acres.	Rs.	Rs.	Acres.	Rs.	Rs.
Kharif. { Rice ..	92	5,520	60	337	10,110	30	8,406	2,94,524	35
Jowar ..	301	8,145	27	415	14,215	34	6,652	1,68,781	25
Bajri ..	15,113	5,34,435	35	62	2,730	44	121,415	39,49,850	33
Cotton ..	8,906	5,69,640	64	18	630	35	87,127	46,55,242	53
Other crops ..	762	47,583	62				6,818	2,65,718	39
Total ..	25,174	11,65,323	46	832	27,755	33	2,30,418	93,34,115	41
Rabi. { Wheat ..	367	7,340	20	119	2,190	18	2,623	53,800	21
Barley ..	104	2,080	20	5	75	15	1,775	29,409	17
Oil-seeds ..	2,612	50,470	19	18	315	18	22,950	2,98,888	13
Other crops ..									
Total ..	3,083	59,890	19	143	2,590	18	27,389	3,82,107	14
Total under both heads ..	28,257	12,25,213	43	975	30,345	31	257,807	97,16,222	38

## STATEMENT III-E—contd.

Description of crops.	Fuleli Canals Division.									
	Fuleli Canal.			Hassali Canal.			Other Canals.			
	Area irrigated.	Estimated value.	per Value acre.	Area irrigated.	Estimated value.	per Value acre.	Area irrigated.	Estimated value.	per Value acre.	
	Acres.	Rs.	Rs.	Acres.	Rs.	Rs.	Acres.	Rs.	Rs.	
Kharif	Rice ..	2,42,302	71,07,036	29	16,884	5,08,710	30	14,217	3,91,980	28
	Jowar ..	3,765	1,05,336	28	201	4,824	24	168	4,132	25
	Bajri ..	58,694	17,11,764	29	3,931	1,17,930	30	7,522	2,15,440	29
	Cotton ..	29,071	17,47,088	60	517	23,265	45	686	34,830	51
	Other crops ..	9,956	3,12,896	31	483	15,992	33	334	11,457	34
Total ..	343,788	1,09,84,120	32	22,016	6,70,721	30	22,927	6,57,879	29	
Rabi.	Wheat ..	51,915	8,68,400	17	89	1,780	20	701	14,730	21
	Barley ..	2,891	32,822	12	30	450	16	246	3,309	13
	Oil-seeds ..	37,678	4,54,915	12	1,862	...	...	1,946	5,500	3
	Other crops ..	22,561	3,32,044	15	515	3,301	6	1,345	14,251	11
	Total ..	115,045	16,88,181	15	2,496	5,561	2	4,238	37,790	9
Total under both heads ..	458,833	1,26,72,301	27	24,512	6,76,282	28	27,165	6,95,669	26	

Description of crops.	Fuleli Canals Division—concl'd.			Eastern Nara Division.						
	Total, Fuleli Canals Division.			Nara Supply Channel.			Eastern Nara.			
	Area irrigated.	Estimated value.	per Value acre.	Area irrigated.	Estimated value.	per Value acre.	Area irrigated.	Estimated value.	per Value acre.	
	Acres.	Rs.	Rs.	Acres.	Rs.	Rs.	Acres.	Rs.	Rs.	
Kharif.	Rice ..	273,403	80,07,726	29	138	3,312	24	3,962	1,27,673	32
	Jowar ..	4,134	1,14,292	28	761	15,220	20	691	17,107	25
	Bajri ..	70,147	20,45,174	29	9	180	28	17,583	4,69,963	27
	Cotton ..	30,274	18,05,183	60	13	98	8	13,793	7,52,664	55
	Other crops ..	10,773	3,40,345	32	134	2,010	15	136	3,319	24
Total ..	388,731	1,23,12,720	32	1,055	20,820	20	36,165	13,70,726	38	
Rabi.	Wheat ..	52,705	8,84,910	17	2,857	83,970	29	1,064	32,029	30
	Barley ..	3,167	36,611	12	6	96	16	2	38	19
	Oil-seeds ..	41,486	4,60,415	11	756	15,645	21	468	4,958	11
	Other crops ..	24,421	3,49,596	14	1,415	25,254	18	396	5,947	15
	Total ..	121,779	17,31,532	14	5,034	1,24,965	25	1,930	42,972	22
Total under both heads ..	510,510	1,40,44,252	28	6,089	1,45,785	24	38,095	14,13,698	37	

## STATEMENT III-E—contd.

Description of crops.	Eastern Nara Division—contd.									
	Mithrao Canal.			Thar Canal.			Khipro Canal.			
	Area irrigated.	Estimated value.	Value per acre.	Area irrigated.	Estimated value.	Value per acre.	Area irrigated.	Estimated value.	Value per acre.	
	Acres.	Rs.	Rs.	Acres.	Rs.	Rs.	Acres.	Rs.	Rs.	
Kharif. {	Rice ..	16,413	6,86,094	42	10,776	7,90,240	73	35	599	17
	Jowar ..	1,343	31,854	24	140	2,800	20	.....	.....	.....
	Bajri ..	24,909	7,28,596	29	7,992	1,95,840	25	2,523	71,433	28
	Cotton ..	64,863	34,14,680	53	8,891	2,66,730	30	1,100	55,000	50
	Other crops ..	714	9,925	14	293	7,813	27	17	510	30
Total ..	108,242	48,71,149	45	28,092	12,63,423	45	3,675	1,27,542	35	
Rabi. {	Wheat ..	8,680	3,23,094	37	1,944	58,320	30	.....	.....	.....
	Barley ..	19	436	23	.....	.....	.....	.....	.....	.....
	Oil-seeds ..	310	4,504	15	901	3,003	3	.....	.....	.....
	Other crops ..	1,542	18,999	12	429	9,314	22	2	40	20
Total ..	10,551	3,47,033	33	3,274	70,637	22	2	40	20	
Total under both heads ..	118,793	52,18,182	44	31,366	13,34,060	43	3,677	1,27,582	35	

Description of crops.	Eastern Nara Division—contd.						Northern and Southern Jamrao Canal Divisions.			
	Hiral Canal.			Total, Eastern Nara Division.			Jamrao Canal.			
	Area irrigated.	Estimated value.	Value per acre.	Area irrigated.	Estimated value.	Value per acre.	Area irrigated.	Estimated value.	Value per acre.	
	Acres.	Rs.	Rs.	Acres.	Rs.	Rs.	Acres.	Rs.	Rs.	
Kharif. {	Rice ..	1,399	69,930	50	32,723	16,77,848	51	.....	.....	.....
	Jowar ..	45	890	20	2,980	67,871	23	8,393	2,21,023	26
	Bajri ..	3,278	1,31,150	40	56,294	15,97,162	28	45,112	10,72,284	24
	Cotton ..	4,614	2,30,713	50	93,274	47,19,885	51	121,526	56,01,034	46
	Other crops ..	76	758	10	1,370	24,335	18	6,556	1,40,455	21
Total ..	9,412	4,33,441	46	186,641	80,87,101	43	181,587	70,34,796	39	
Rabi. {	Wheat ..	258	10,325	40	14,803	5,07,738	34	23,330	8,85,034	38
	Barley ..	.....	.....	.....	27	570	21	105	1,730	16
	Oil-seeds ..	83	1,650	20	2,518	29,760	12	1,060	13,656	13
	Other crops ..	14	140	10	3,798	59,694	16	8,092	1,75,538	22
Total ..	355	12,115	34	21,146	5,97,762	28	32,587	10,75,958	33	
Total under both heads ..	9,767	4,45,556	46	207,787	86,84,863	42	214,174	81,10,754	38	

## STATEMENT III-E—concl'd.

Description of crops.	Total, Indus Left Bank Circle.			Grand Total for Sind.			
	Area irrigated.	Estimated value.	Value per acre.	Area irrigated.	Estimated value.	Value per acre.	
	Acres.	Rs.	Rs.	Acres.	Rs.	Rs.	
Kharif. {	Rice ..	343,391	1,12,78,483	33	1,149,205	3,80,91,100	33
	Jowar ..	140,214	41,13,617	29	548,994	1,41,63,928	26
	Bairi ..	339,092	1,02,78,810	30	414,378	1,24,51,699	30
	Cotton ..	386,148	1,94,76,639	50	388,498	1,96,39,646	51
	Other crops ..	53,322	17,44,028	33	113,055	31,68,170	28
Total ..	1,262,167	4,68,91,577	37	2,614,130	8,75,14,543	33	
Rabi. {	Wheat ..	107,981	26,92,102	25	304,587	81,40,349	27
	Barley ..	3,620	42,121	12	8,456	1,41,289	16
	Oil-seeds ..	58,677	7,10,210	12	229,657	30,48,362	13
	Other crops ..	69,525	10,88,196	16	423,934	65,61,183	15
Total ..	239,803	45,32,629	19	966,634	1,78,90,188	19	
Total under both heads ..	1,501,970	5,14,24,206	34	3,580,764	10,54,04,731	29	

---

---

STATEMENT IV-E.

---

---

**STATEMENT**  
*Comparative Statement of Irrigation and Rainfall*

Civil district.	OF THE CIVIL DISTRICT.			WORKS SUPPLYING IRRIGATION
	Total area in acres.	Culturable area in acres.	Cultivated area in acres.	Name.
1	2	3	4	5
Kelat Territory ..	490,350	321,153	92,939	Desert Canal .. Begari Canal .. Total ..
Upper Sind Frontier ..	1,723,050	1,233,913	604,805	Desert Canal .. Unharwah .. Begari Canal .. Canals from Kashmir .. Bund. .. Sukkur Canal .. Ghar Canal .. Sind Canal .. Canals in Rohri .. Total ..
Sukkur Collectorate ..	3,611,001	729,871	429,502	Begari Canal .. Sukkur Canal .. Ghar Canal .. Ghar Bunds .. Mahiwah .. Sind Canal .. Canals in Rohri .. Garang Canal .. Rajib Canal .. Chitti Canal .. Bunds in Rohri .. Sukkur Begari Bund .. Nara supply channel .. Total ..
Larkana Collectorate ..	1,824,226	1,191,628	898,671	Begari Canal .. Sukkur Canal .. Ghar Canal .. Ghar Bunds .. Sind Canal .. Western Nara .. New Feeder .. Pritchard Canal .. Wahurwah .. Marviwah .. Dadu Canals .. Phitta Canal .. Manchar .. Ara .. Nara Bunds .. Total ..

## IV-E.

in Sind for the year 1928-29.

Culturable area commanded by the Irrigation Works in col. 5 in acres.	Area at present estimated as annually irrigated by the Works specified in col. 5.	AREA IRRIGATED IN ACRES.						RAINFALL.	
		1927-28.			1928-29.			1927-28.	1928-29.
		Kharif.	Rabi.	Total.	Kharif.	Rabi.	Total.		
								8	9
145,401	51,644	27,658	28,476	56,134	34,091	15,523	49,614	} 0·85	} 2·42
124,163	19,395	13,877	3,059	16,936	22,150	883	23,033		
269,564	71,039	41,535	31,535	73,070	56,241	16,406	72,647	..	..
303,554	78,016	91,472	64,031	155,503	96,213	88,400	184,613	2·67	13·92
203,244	112,025	56,885	37,058	93,943	61,207	45,869	107,076	4·52	3·49
416,101	252,244	120,138	67,612	187,750	136,553	107,769	244,322	0·86	3·48
29,401	4,000	3,694	2,217	5,911	3,468	1,773	5,241	..	..
50,617	26,587	8,416	1,954	10,370	9,353	4,974	14,327	..	..
53,715	20,185	10,917	4,421	15,338	13,713	6,943	20,656	1·24	7·12
4,119	...	..	..	..	..	..	..	..	..
24	...	24	..	24	..	..	..	..	..
1,060,775	493,057	291,546	177,293	468,839	320,507	255,728	576,235	..	..
110,632	68,431	49,255	22,502	71,757	54,131	32,191	86,322	} 0·85	} 2·42
50,881	23,413	18,234	8,131	26,365	20,002	7,862	27,864		
830	400	149	193	342	87	160	247	} 0·40	} 1·68
1,350	1,050	22	99	121	74	138	212		
155,228	106,873	53,403	14,269	67,692	55,613	22,670	78,283	} 0·60	} 1·17
143,295	95,928	52,361	13,623	65,984	56,291	23,813	80,104		
174,799	118,935	44,461	8,518	52,979	46,611	9,620	56,231	} 0·60	} 1·17
9,300	5,770	1,194	1,123	2,317	1,198	421	1,619		
12,470	12,850	5,870	2,488	8,358	5,572	3,170	8,742	} 0·60	} 1·17
8,170	11,180	4,352	3,482	7,834	4,321	2,833	7,154		
16,450	13,450	3,869	6,228	10,097	3,738	6,000	9,738	} ..	} ..
32,000	7,200	619	4,957	5,576	1,055	5,034	6,089		
715,450	465,480	233,789	85,633	319,422	248,693	113,912	362,605	..	..
180	90	92	..	92	4	..	4	..	..
60,620	40,000	34,985	17,893	52,878	36,730	22,091	58,821	} 1·38	} 1·22
341,399	229,415	209,569	117,946	327,515	223,681	132,586	356,267		
220	10	..	..	..	..	..	..	..	..
60	10	..	..	..	6	..	6	..	..
344,264	288,113	188,882	105,630	294,512	206,749	138,229	344,978	} 1·66	} 0·99
1,650	1,500	1,186	358	1,544	1,260	292	1,552		
19,441	13,000	11,163	5,007	16,170	12,043	5,391	17,434	} 1·52	} 2·80
7,150	3,150	2,119	1,250	3,369	2,117	1,384	3,501		
9,521	6,400	4,478	1,833	6,311	4,380	2,335	6,715	} 1·48	} 0·73
30,654	21,550	8,757	2,311	11,068	9,172	3,231	12,403		
11,960	10,400	2,624	2,559	5,183	3,248	2,100	5,348	} 1·41	} 1·5
19,000	20,500	1,050	5,227	6,227	717	5,141	5,858		
9,000	12,000	3,038	8,094	11,132	2,660	7,412	10,072	} ..	} ..
9,793	3,300	1,439	572	2,011	913	649	1,562		
854,912	649,438	469,332	268,680	738,012	503,680	320,841	824,521	..	..



## STATEMENT

Civil district.	OF THE CIVIL DISTRICT.			WORKS SUPPLYING IRRIGATION.
	Total area in acres.	Culturable area in acres.	Cultivated area in acres.	Name.
1	2	3	4	5
Karachi Collectorate ..	5,447,871	1,848,573	374,990	Canals North of Kotri .. Bunds North of Kotri .. Kalri .. Baghar .. Pinyari .. Indus Canals Right Bank .. Indus Canals Left Bank .. Sattah Canal .. Bunds Right Bank .. Bunds Left Bank .. Other Canals (Mulchand).  Total ..
Thar and Parkar Collectorate.	8,726,817	4,540,032	982,388	Mithrao Canal .. Eastern Nara .. Khipro Canal .. Hiral Canal .. Thar Canal .. Jamrao Canal .. Gharo Mahmudo .. Kari Shumali ..  Total ..
Nawabshah Collectorate ..	2,396,228	1,597,544	463,613	Jamrao Canal .. Nara Sang .. Mehrabwah .. Nasrat Canal .. Dambhro .. Naulakhi .. Dad Canal .. Ren Distributory .. Renwah .. Alibahar Kacheri .. Great Marak .. Gharo Mahmudo .. Other Canals in Hyderabad Canals Division. Other Canals in Nasrat Canals Division.  Total ..

## IV-E—contd.

Culturable area commanded by the Irrigation Works in col. 5 in acres. 6	Area at present estimated as annually irrigated by the Works specified in col. 5. 7	AREA IRRIGATED IN ACRES.						RAINFALL.	
		1927-28.			1928-29.			1927-28. 14	1928-29. 15
		Kharif. 8	Rabi. 9	Total. 10	Kharif. 11	Rabi. 12	Total. 13		
								Ins. Cts.	Ins. Cts.
21,780	24,849	5,794	3,013	8,807	5,685	2,024	7,709	5-93	1-48
1,150	80								
40,317	40,000	16,236	3,265	19,501	14,575	1,786	16,361	12-66	3-11
95,301	90,000	33,407	8,063	41,470	29,885	1,416	31,301	8-71	2-60
185,600	180,000	84,563	15,885	100,448	89,053	13,417	102,460	10-41	3-55
193,701	150,000	25,351	6,135	31,486	23,127	1,867	24,994	11-15	2-58
84,048	80,000	39,815	6,660	46,475	39,610	2,357	41,967	10-72	3-17
34,294	30,000	17,319	1,572	18,891	13,684	586	14,540	13-28	3-72
17,787	13,884	4,796	906	5,702	4,497	918	5,415	10-57	2-31
11,099	7,702	3,465	641	4,106	3,465	347	4,128	9-34	2-41
14,389	8,472	3,407	1,066	4,473	3,970	691	4,461	..	..
699,466	624,987	234,153	47,206	281,359	227,867	25,669	253,536	..	..
405,747	123,000	97,336	18,952	116,288	108,242	10,551	118,793	16-62	3-57
509,426	39,400	47,548	5,391	52,939	36,150	1,930	38,080	..	..
33,845	4,000	5,035	359	5,394	3,675	2	3,677	11-90	4-94
50,154	9,900	10,849	1,374	12,223	9,412	355	9,767	26-80	2-61
136,000	32,000	29,762	4,041	33,803	28,092	3,274	31,366	19-38	4-75
606,462	165,000	127,747	23,924	151,671	134,826	30,226	165,052	31-88	5-41
29,204	2,000	4,209	117	4,326	3,091	133	3,224	15-15	2-33
22,783	3,000	3,369	260	3,629	3,553	223	3,776	17-62	2-55
1,793,621	378,300	325,855	54,418	380,273	327,041	46,694	373,735	..	..
201,976	49,000	44,302	1,918	46,220	46,739	2,351	49,090	40-72	8-16
2,529	15	..	..	..	15	..	15	..	..
63,946	12,015	9,737	1,445	11,182	10,561	565	11,126	..	..
323,113	112,627	92,104	5,354	97,458	98,995	11,336	110,331	0-98	1-28
51,290	15,200	13,909	1,692	15,601	13,740	1,564	15,304	0-31	0-78
162,189	51,425	46,646	5,191	51,837	45,680	6,117	51,797	0-72	1-0
313,721	84,800	102,324	14,229	116,553	99,414	15,834	115,248	1-01	1-58
12,756	7,000	7,727	1,529	9,256	5,295	795	6,090	6-1	1-77
1,558	400	358	193	551	263	64	327	6-1	1-77
42,615	10,500	10,923	459	11,382	10,270	373	10,643	8-9	1-46
114,289	66,010	61,272	5,011	66,283	62,886	6,111	68,997	8-12	2-28
51,275	23,000	19,669	2,398	22,067	20,449	1,927	22,376	15-15	2-33
4,417	910	737	356	1,093	538	76	614	..	..
20,480	2,000	1,005	1,128	2,133	1,105	691	1,796	1-37	1-65
1,366,154	434,902	410,713	40,903	451,616	415,950	47,804	463,754	..	..

## STATEMENT

Civil district.	OF THE CIVIL DISTRICT.			WORKS SUPPLYING IRRIGATION.
	Total area in acres.	Culturable area in acres.	Cultivated area in acres.	Name.
1	2	3	4	5
Hyderabad Collectorate ..	2,836,147	2,294,499	659,335	Jamrao Canal .. Alibahar Kacheri .. Great Marak .. Charo Mahmudo .. Sarfraz .. Kari Shumali .. Nasirwah .. Other Canals in Hyderabad Canals Division. .. Fuleli Canal .. Hasanali Canal .. Other Canals in Fuleli Canals Division. ..
				Total ..
	27,055,690	13,757,213	4,506,243	Grand Total ..

## IV-E—concl'd.

Culturable area com- manded by the Irrigation Works in col. 5 in acres. 6	Area at present estimated as annual- ly irrigat- ed by the Works specified in col. 5. Acres. 7	AREA IRRIGATED IN ACRES.						RAINFALL.	
		1927-28.			1928-29.			1927-28.	1928-29.
		Kharif.	Rabi.	Total.	Kharif.	Rabi.	Total.		
		8	9	10	11	12	13	14	15
								Ins. Cts.	Ins. Cts.
2,647	32	8	11	19	22	10	32	..	..
12,578	1,447	1,581	40	1,621	1,402	45	1,447	8·9	1·46
33,894	9,128	7,670	1,777	9,447	7,730	1,398	9,128	8·12	2·28
100,902	51,775	40,833	12,303	53,136	42,041	9,734	51,775	15·15	2·33
116,827	23,686	24,061	3,537	27,598	22,118	1,568	23,686	14·81	2·52
267,015	33,523	32,931	3,148	36,079	30,872	2,651	33,523	17·62	2·55
118,683	28,257	26,004	3,459	29,463	25,174	3,083	28,257	12·70	2·53
310	34	31	17	48	31	3	34	..	..
1,457,747	458,833	331,812	102,593	434,405	343,788	115,045	458,833	20·37	2·72
79,369	24,512	18,164	2,720	20,884	22,016	2,496	24,512	20·8	4·00
82,580	22,504	23,848	3,834	27,682	18,957	3,547	22,504	16·60	3·30
2,272,552	653,731	506,943	133,439	640,382	514,151	139,580	653,731		
9,032,449	3,770,934	2,513,866	839,107	3,352,973	2,614,130	966,634	3,580,764		

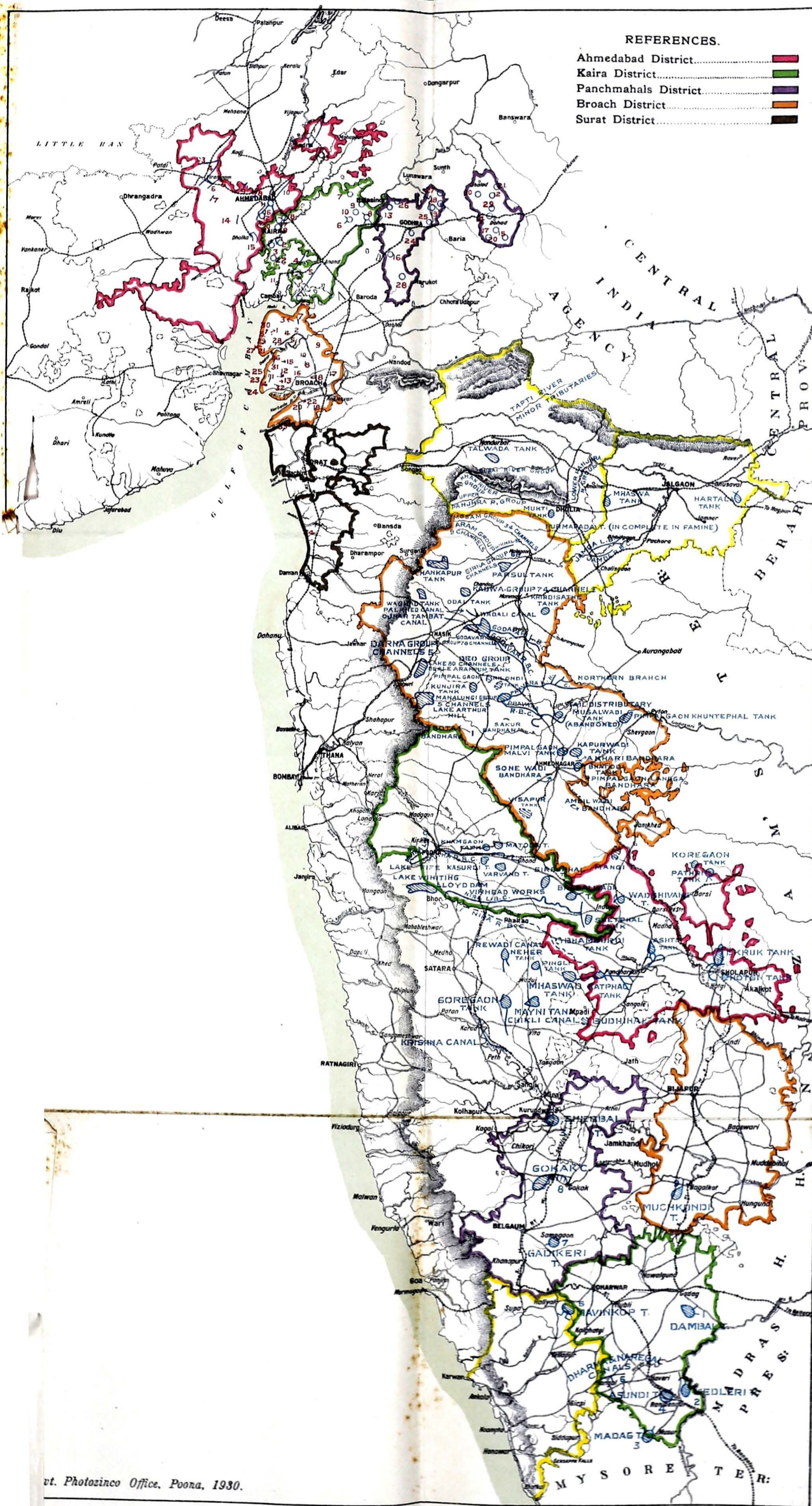



# MAP OF DECCAN & GUJARAT

TO ACCOMPANY THE IRRIGATION ADMINISTRATION REPORT

1928-29

SCALE 40 MILES TO AN INCH.



## REFERENCES.

- Ahmedabad District.....
- Kaira District.....
- Panchmahals District.....
- Broach District.....
- Surat District.....

## AHMEDABAD DIVISION.

### AHMEDABAD DISTRICT.

#### Works in Operation.

- |                            |  |
|----------------------------|--|
| 1. Hathmati Canal          | 9. Chekhla Drain                         |
| 2. Bokh Reservoir          | 10. Khari Cut                            |
| 3. Panar Dediasan Drainage | 11. Chandola Tank                        |
| 4. Virangam Drainage       | 12. Vasai Reservoir                      |
| 5. Narsingpur Drainage     | 13. Timba Tank                           |
| 6. Ghoda Feeder            | 14. Bhayla Feeder                        |
| 7. Ogan Drain              | 15. Eastern & Western Drainage at Dholka |
| 8. Godhavi Goraj Drain     |  |

### KAIRA DISTRICT.

## KAIRA & PANCH MAHALS DIVISION.

### I (KAIRA.)

#### Works in Operation

1. Matar Drain
2. Tranza Tank
3. Nagrama Tank
4. Anand Mogri Drain
5. Karamsad Drain
6. Saiat Tank
7. Savli Tank
8. Wangroli Tank
9. Phudsar Tank
10. Mateval Tank
11. Tarapur Gorad Drain

#### Incomplete Works.

22. Paraj Tank
23. Kanbha Tank

### II (PANCH MAHALS.)

- |                            |                          |
|----------------------------|--------------------------|
| 12. Mandelao Tank          | 24. Kanelao Tank         |
| 13. Ratneshwar Tank        | 25. Orwada Tank          |
| 14. Muvalia Tank           | 26. Guneli Tank          |
| 15. Garbada Tank           | 27. Rajayta Wandeli Tank |
| 16. Malao Tank             | 28. Wada Talao           |
| 17. Futelao Tank           | 29. Suki River Project   |
| 18. Dangaria Tank          | 30. Warod Sapoi Tank     |
| 19. Boridra Tank           |                          |
| 20. Chharchhora Ambli Tank |                          |
| 21. Pania Tank             |                          |

## SURAT & BROACH DIVISION.

### I (BROACH.)

#### Works in Operation.

- |  |  |
|--|--|
| 1. Kora-Madapher-Jantran Drainage Channel                | 15. Ora-Vichiad-Badalpur Channel       |
| 2. Nobarunra-Kotasar Drainage Channel                    | 16. Rahad Channel                      |
| 3. Namdhana-Nobar Drainage Channel                       | 17. Waghuan Drainage Channel           |
| 4. Amanpur-Nadiad Drainage Channel                       | 18. Wansi Channel                      |
| 5. Sindhav Drainage Channel                              | 19. Adol Hajat Channel                 |
| 6. Wansetta do do  | 20. Asta Channel                       |
| 7. Channel from Ubei Vile to meet Channel near Daba      | 21. Asarsa Reclamation Bund            |
| 8. Kolvan Itola Drainage Chal.                           | 22. Hansot do do                       |
| 9. Ghamnad Drainage Chal. including Danda and Shiimaltha | 23. Protective Bund at Kadodra         |
| 10. Ninum Channel  | 24. do do at Lakhigam                  |
| 11. Samadipur Paniadra Channel                           | 25. do do at Harinagar                 |
| 12. Pakhajan-Ambhod Channel                              | 26. do do at Gandhar                   |
| 13. Nadiad-Akhod Channel                                 | 27. Bund at Nada Village               |
| 14. Jolva Channel  | 28. do at Islampur                     |
|  | 29. do Between Nada and Devla Villages |
|  | 30. do at Dehej                        |
|  | 31. do at Aladar                       |
|  | 32. do at Suva                         |

#### Works in Operation.

33. Morthan Channel
34. Waghrej Protective Works

## WEST KHANDESH DIVISION.

#### Works in Operation.

- |                                 |                              |
|---------------------------------|------------------------------|
| 1. Mukti Tank                   | 5. Lower Panjhra River Group |
| 2. Talwada do                   | 6. Burai River Group         |
| 3. Tapi River Minor Tributaries | 7. Kan do do                 |
| 4. Upper Panjhra River Group    |                              |

#### Incomplete Work.

8. Furmapada Tank

## EAST KHANDESH DIVISION.

#### Works in Operation.

- |                      |                |
|----------------------|----------------|
| 1. Jamda R. B. Canal | 3. Mhaswa Tank |
| 2. do L. B. do       | 4. Hartala do  |

## NASIK IRRIGATION DIVISION.

#### Works in Operation.

- |                       |                                  |
|-----------------------|----------------------------------|
| 1. Waghad Tank.       | 10. Aram Group                   |
| 2. Chankapur Tank     | 11. Mosam do                     |
| 3. Khirdisathe Tank   | 12. Godavari do                  |
| 4. Girna L. B. Canal  | 13. Kadwa do                     |
| 5. Palkhed do         | 14. Darna do                     |
| 6. Wadali do          | 15. Deo do                       |
| 7. Ojhar Tambat Canal | 16. Mahalungi Group              |
| 8. Parsul Tank        | 17. Darna Reservoir (Lake Beale) |
| 9. Girna Group.       | 18. Wilson Dam (Lake A. Hill)    |

#### Works under Construction-Incomplete Works.

19. Odal Tank

## PRAVARA CANALS DIVISION.

#### Works in Operation.

- |                         |                        |
|-------------------------|------------------------|
| 1. Godavari R. B. Canal | 4. Pravara L. B. Canal |
| 2. do L. B. do          | 5. Lakh Canal.         |
| 3. Pravara R. B. do     |                        |

## AHMEDNAGAR DIVISION.

#### Works in Operation.

- |                    |                    |
|--------------------|--------------------|
| 1. Bhatodi Tank    | 3. Pimpalgaon Tank |
| 2. Khuntephal Tank |                    |

#### Works under Construction.

1. Visapur Tank

## NIRA LEFT BANK CANAL DIVISION.

#### Works in Operation.

- |                     |                  |
|---------------------|------------------|
| 1. Nira L. B. Canal | 2. Shetphal Tank |
|---------------------|------------------|

## MUTHA CANALS DIVISION.

#### Works in Operation.

- |                             |                    |
|-----------------------------|--------------------|
| 1. Lake Fife (Mutha Canals) | 4. Shirsuphal Tank |
| 2. Matoba Tank              | 5. Bhdalwadi Tank  |
| 3. Kasurdi Tank             |                    |

#### Incomplete Works.

- |                  |                 |
|------------------|-----------------|
| 6. Khamgaon Tank | 7. Varvand Tank |
|------------------|-----------------|

## LAKE WHITING DIVISION.

#### Works under Construction.

- Lloyd Dam at Bhatgar (New Lake Whiting)
- Nira R. B. Canal (from mile 0 to 66)

#### Work in Operation.

1. Lake Whiting

## MALSIRAS DIVISION.

#### Work under Construction

- Nira R. B. Canal (from mile 66 to 108-3460 ft)

#### Work in Operation.

1. Mhaswad Tank

#### Incomplete Works

- |                  |                  |
|------------------|------------------|
| 2. Bhamardi Tank | 3. Budhihal Tank |
|------------------|------------------|

## SHOLAPUR DIVISION.

#### Works in Operation.

- |               |                    |
|---------------|--------------------|
| 1. Ekruk Tank | 4. Wadshivane Tank |
| 2. Ashi do    | 5. Kuregaon do     |
| 3. Pathri do  |                    |

#### Incomplete Works

- |               |               |
|---------------|---------------|
| 6. Hotgi Tank | 7. Mangi Tank |
|---------------|---------------|

## SATARA DIVISION.

#### Works in Operation

- |                          |                      |
|--------------------------|----------------------|
| 1. Krishna Canal         | 4. Yelia River Works |
| 2. Mayo Tank             | 5. Nekar Tank        |
| 3. Upper Man River Works | 6. Chikhali Canal    |
|                          | 7. Rewadi Canal      |
|                          | 8. Goregaon Tank.    |

#### Incomplete Work

7. Goregaon Tank.

## BELGAUM DIVISION

#### Work in Operation.

1. Shedbal Tank

## DHARWAR IRRIGATION DIVISION.

#### Works in Operation.

- |                |                              |
|----------------|------------------------------|
| 1. Dambal Tank | 6. Dharma and Naregal Canals |
| 2. Medleri do  | 7. Gadikeri Tank.            |
| 3. Madag do    | 8. Gokak Canal--1st Section  |
| 4. Asundi do   | 9. Mechkund Tank             |
| 5. Mavinkop do |                              |



67°0 68°0 69°0 70°0 71°0

# INDEX MAP

OF

# SIND

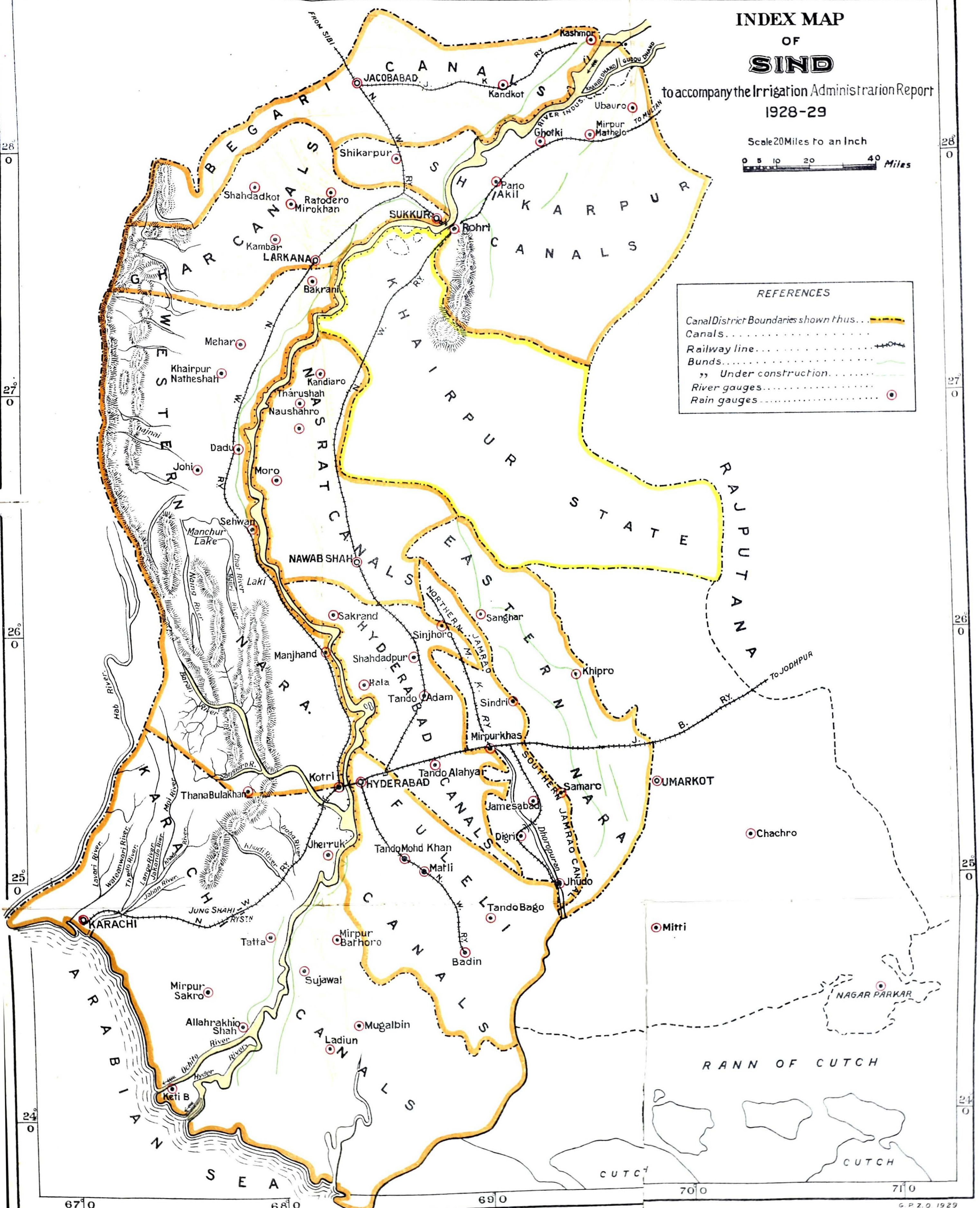
to accompany the Irrigation Administration Report  
1928-29

Scale 20 Miles to an Inch



### REFERENCES

- Canal District Boundaries shown thus...
- Canals...
- Railway line...
- Bunds...
- " Under construction...
- River gauges...
- Rain gauges...



28°0  
27°0  
26°0  
25°0  
24°0

28°0  
27°0  
26°0  
25°0  
24°0

RANN OF CUTCH

CUTCH



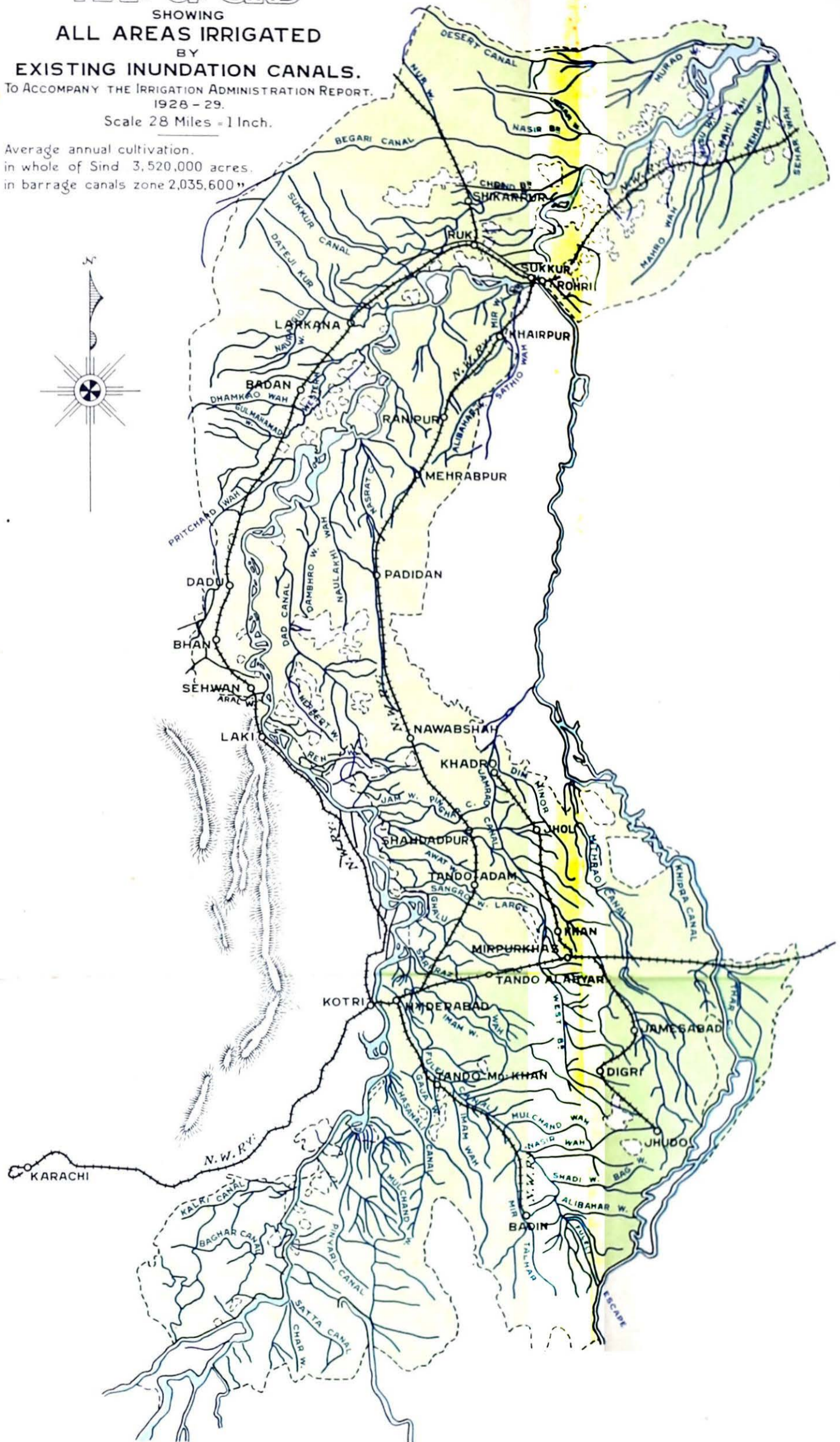
# MAP OF SIND

SHOWING  
ALL AREAS IRRIGATED  
BY  
EXISTING INUNDATION CANALS.

TO ACCOMPANY THE IRRIGATION ADMINISTRATION REPORT,  
1928 - 29.

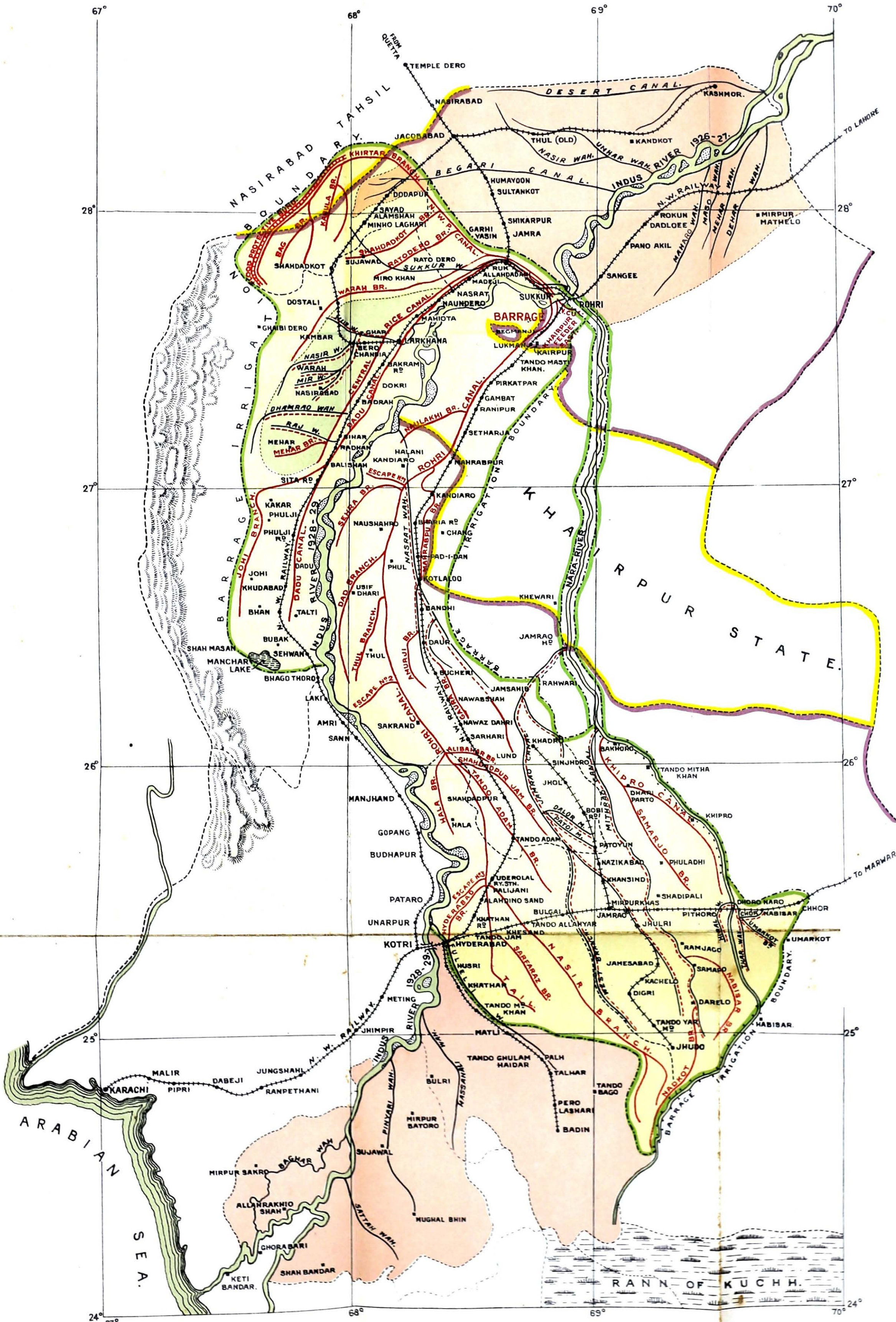
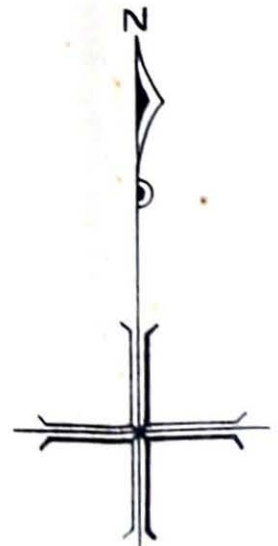
Scale 28 Miles = 1 Inch.

Average annual cultivation,  
in whole of Sind 3,520,000 acres,  
in barrage canals zone 2,035,600 "





**PLAN OF SIND.**  
 SHOWING  
 ALL AREAS TO BE IRRIGATED  
 BY  
 LLOYD BARRAGE AND NEW SIND CANALS  
 AND  
 EXISTING CULTIVATION IN AREAS  
 NOT COMMANDED BY BARRAGE  
 TO ACCOMPANY THE IRRIGATION ADMINISTRATION REPORT.  
 1928-29.  
 SCALE 20 MILES = 1 INCH.



**REFERENCES.**

British and State Boundary	.....	
Barrage Canals	.....	
Existing Canals Proposed to be Utilised	.....	
Barrage Irrigation Boundary	.....	
Existing Canals	.....	
Perennial Areas	.....	
Kharif do	.....	
Existing Areas not Commaneded by Barrage	.....	

**DETAILS OF CULTIVATION:—**

	ACRES
Present Average Annual Cultivation in Barrage Zone	2,035,600
* Final Estimated Annual Cultivation in Barrage Zone	5,380,000
† Present Average Annual Cultivation in whole of Sind	3,520,000
Final Estimated Annual Cultivation in whole of Sind after full development of New Canals	6,800,000

\* Exclusive of the Area to be irrigated in the Khairpur State but inclusive of irrigation in the Nasirabad Tahsil of Kalat Territory

† Includes 88,496 acres of Kalat Territory irrigated by the Sind P.W.D.

*G. P. S.*  
 Executive Engineer  
 for Chief Engineer  
 Lloyd Barrage & Canals Construction.