

ROYAL COMMISSION ON
INDIAN LABOUR

MEMORANDUM FROM THE
GOVERNMENT OF THE
CENTRAL PROVINCES AND
BERAR



ROYAL COMMISSION

ON

INDIAN LABOUR

MEMORANDUM

FROM THE

GOVERNMENT OF
THE CENTRAL PROVINCES
AND BERAR

[For official use only]

NAGPUR :

PRINTED AT THE GOVERNMENT PRESS

1929

CONTENTS.

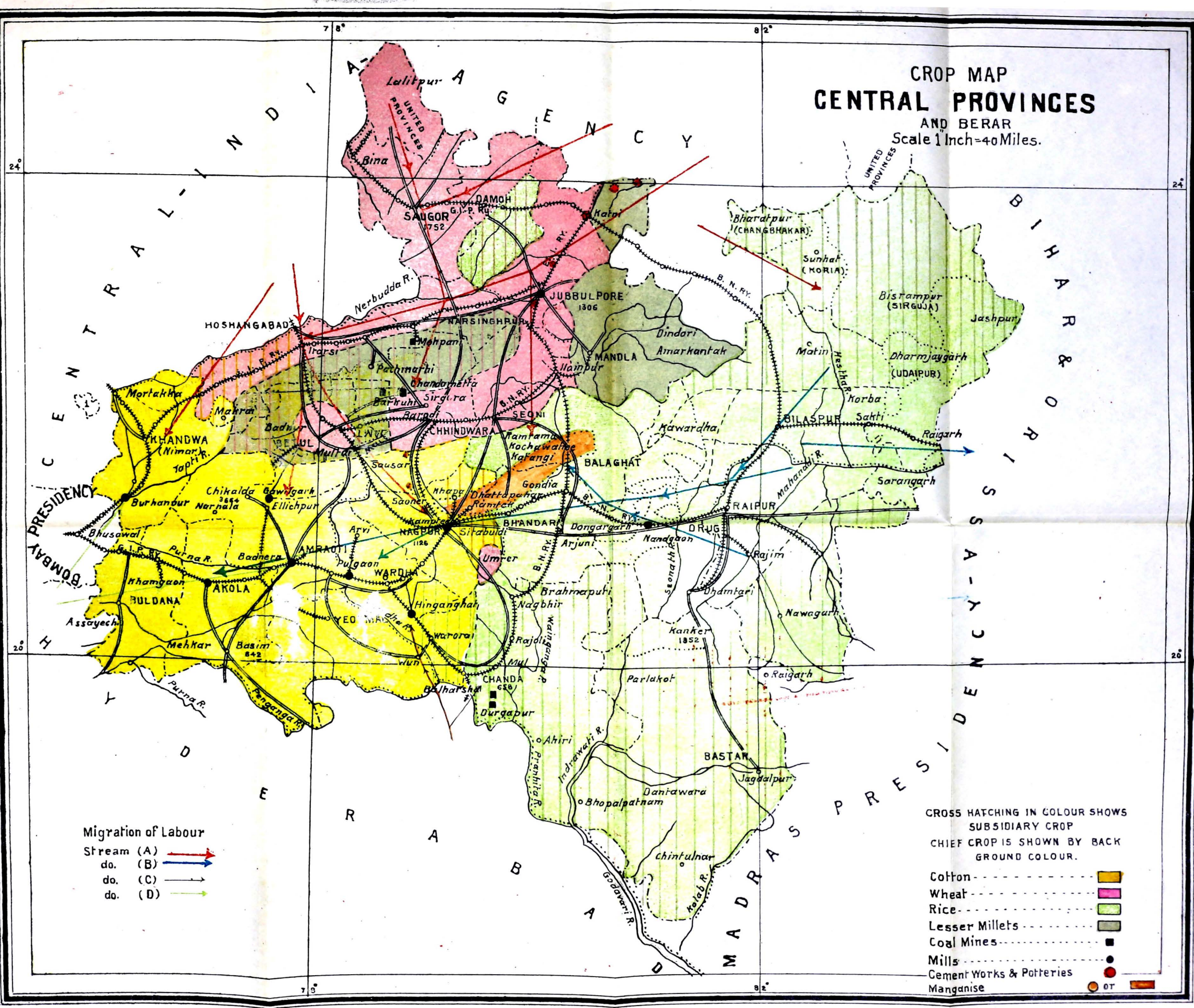
Chapter.	PAGE.
I Introductory	1—4
II Recruitment	5—17
III Staff organization	18—22
IV Housing	23—31
V Health	32—52
VI Welfare	53—59
VII Education	60—61
VIII Safety	62—67
IX Workmen's compensation	68—71
X Hours	72—80
XI Special questions relating to women, young adults and children	81—84
XII Wages	85—94
XIII Industrial efficiency of workers	95—99
XIV Trade combinations	100—103
XV Industrial disputes	104—111
XVI Law of master and servant	112
XVII Administration	113—118
XVIII Intelligence	119—120

APPENDICES.

I—Map	121
II & III—Two charts on Labour Turnover	122—123
IV—Statement on housing	125—126
V—Statement of accidents	127
VI & VII—Two charts on incidence of accidents	129—130
VIII—Statement of strikes	132—137

CROP MAP CENTRAL PROVINCES AND BERAR

Scale 1 Inch = 40 Miles.



Migration of Labour

- Stream (A)
- do. (B)
- do. (C)
- do. (D)

CROSS HATCHING IN COLOUR SHOWS
SUBSIDIARY CROP
CHIEF CROP IS SHOWN BY BACK
GROUND COLOUR.

- Cotton
- Wheat
- Rice
- Lesser Millets
- Coal Mines
- Mills
- Cement Works & Potteries
- Manganese

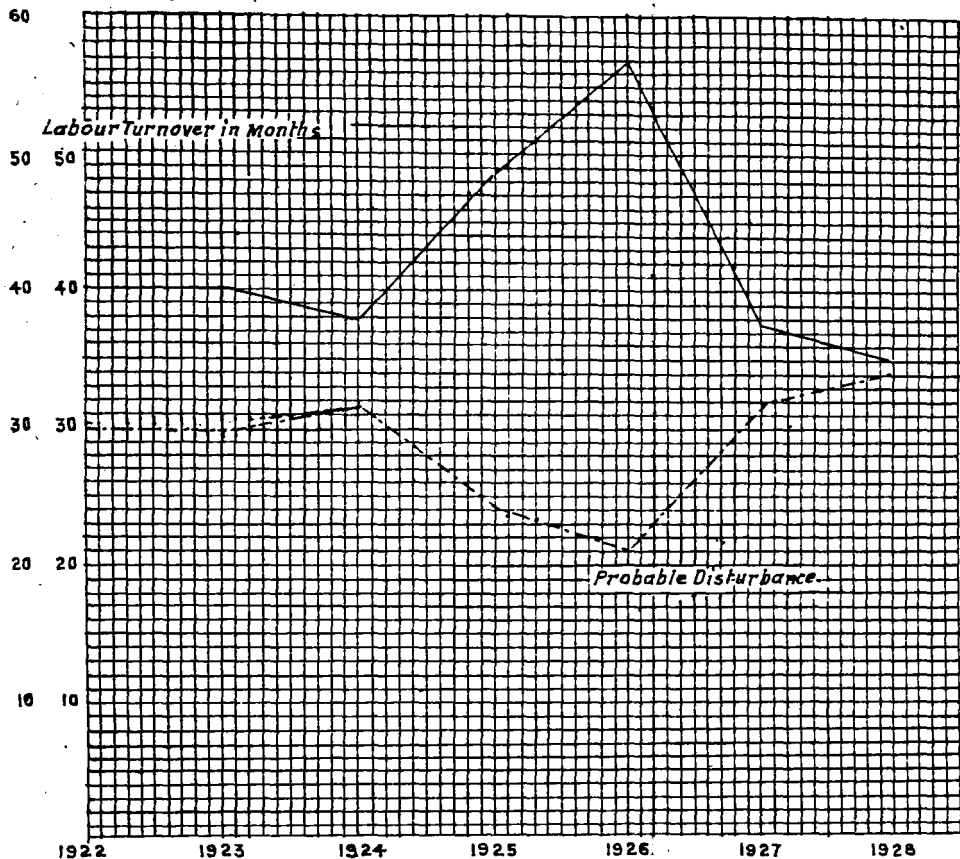
APPENDIX II

LABOUR TURNOVER

IN

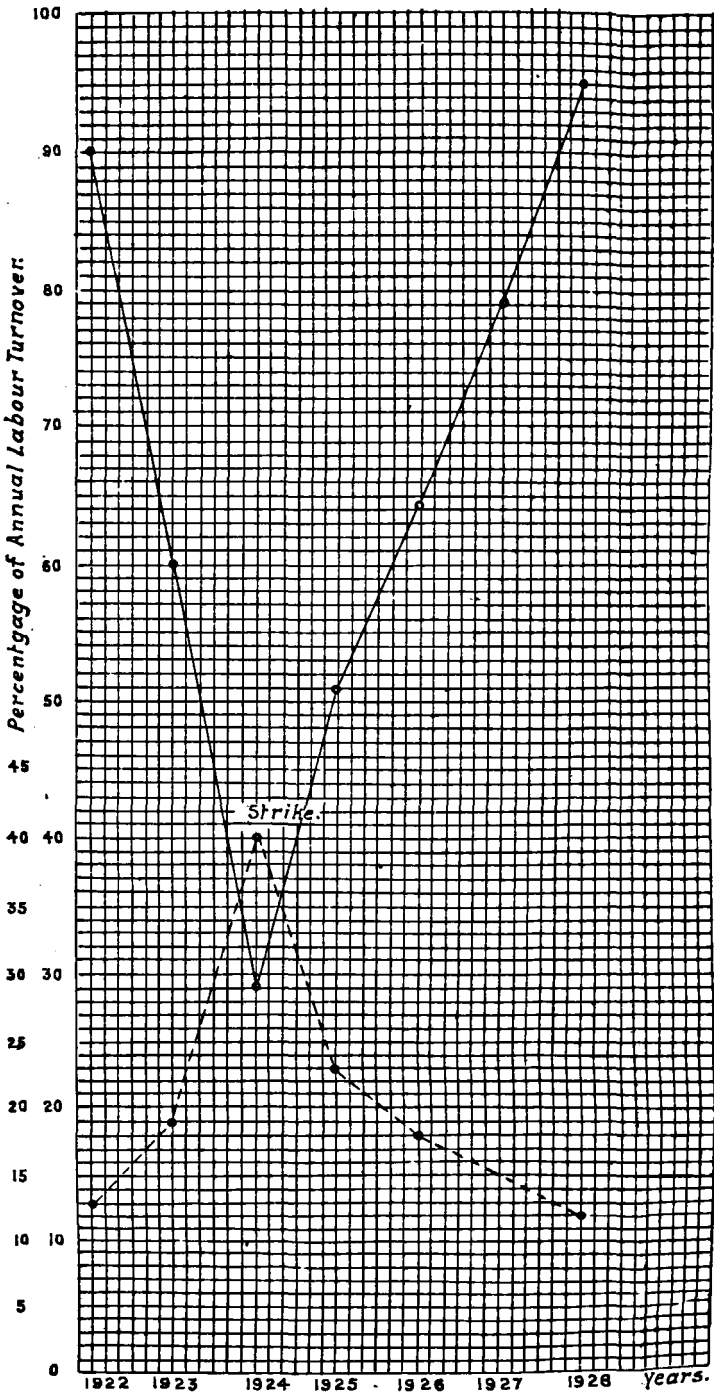
PULGAON MILLS PULGAON

Percentage Turnover Per annum.



APPENDIX III LABOUR TURNOVER IN NAGPUR MILLS (EMPRESS.)

Turnover
in
Months.



APPENDIX IV.

I.—GINNING PRESSING FACTORIES.

Average daily number of persons employed 39,500.

No regular housing arrangements are provided. Less than one per cent of the operatives who belong to certain class of mechanics, such as engineers, fitters, etc., are provided with free quarters.

II.—Cotton Spinning and Weaving Mills.

Average daily number of persons employed 19,500.

Name of factories.	Description and number of rooms.	Accommodation available.	Accommodation utilized and rent paid.	Approximate number of operatives housed.
The Empress Mills...	108 houses in Indora settlement. 72 rooms, i.e., 6 chawls of 12 rooms each. 60 supervisors' quarters.	72 rooms ...	Owned by work- kers. 56 rooms Re. 1 per month. Free ...	294
The Model Mills, Limited.	600 rooms with verandah and path.	600 families	297 rooms. Re 1 per month.	600
Rai Bahadur Bansilal Mills.	do. ...	50 families	Re 1 per month	100
Burhanpur Tapti Mills, Limited.	Kutchha ...	232	Free ...	950
	New ...	31	8 annas per month.	
	Old pucca ...	185	6 annas per month.	
	Total ...	448		
Akola Cotton Mills, Limited.	...	330 rooms...	4 annas per month, 6 annas per month, 8 annas per month.	600
Berar Manufacturing Company.	12 annas per month.	558
Vidarbha Mills	224 rooms...	8 annas per month.	450
Raja Gokuldas Mills	...	59 quarters	12 annas per month.	112

III.—Other industries registered under the Indian Factories Act—

Average number of persons daily employed—12,180.

Name of factory.	Description and number of rooms.	Accommodation available.	Accommodation utilized and rent paid.	Approximate number of operatives housed.
(a) Gun Carriage Factory.	775 quarters	12 annas to Rs. 4 per month.	666
(b) Bengal-Nagpur Railway Workshops.	127 quarters ...	97 occupied	8 annas to Rs. 2 per month.	97
(c)
(d) Laxmi Oil Mill, Akola.	Huts are built on factory's land.			33
Amrit Match Factory, Kota.	...	150 operatives.	Free ...	25 closed
(e) Central Provinces Portland Cement Works.	240	Free ...	350
United Cement Company.	Provide quarters	...	Free ...	150
Burn and Company	Provide houses	100
Perfect Pottery Works, Jubbulpore.	Brick built rooms.	...	Free ...	500
Katni Cement Company.	150 quarters	Free ...	200

IV.—There is practically no information except for a few shellac factories, where imported labour is provided with free quarters.

APPENDIX V.
Statement of Accidents from 1924 to 1928.

Serial No.	Classification of industry.	Total number of accidents in 5 years.				Incidence of accidents per 100 persons of average daily employees.				
		Due to moving machinery.	Due to fall of persons or objects or flying chips.	Caused by fire or electricity or chemicals.	Miscellaneous including transport.	1924.	1925.	1926.	1927.	1928.
						Per cent.	Per cent.	Per cent.	Per cent.	Per cent.
1	Spinning and weaving mills ...	239 ^a	65 ^a	13	65 ¹	0.40	0.38	0.46	0.44	0.33
2	Motor works	4	1	5	0.84	1.72	0.98	2.54	2.20
3	Electric power house	4	1	...	3.85	5.0	0.64
4	General engineering ...	3	3	...	1	1.21	1.25	0.42
5	Railway workshop ...	27	96 ¹	7	61	2.11	3.86	2.63	3.53	5.86
6	Tramway works	0.70
7	Distilleries	1
8	Flour mills	3.33
9	Ice factories	1 ¹	0.34
10	Rice mills ...	2	1	1
11	Water pumping stations
12	Dye works
13	Gas works
14	Oil mills ...	21 ¹	1	1 ¹	1	0.56	1.36	1.20	1.07	0.56
15	Match factories	1	0.41	...
16	Paint works	1	1.43
17	Printing Presses ...	2	0.33
18	Brick and tile works
19	Cement works and potteries ...	47 ^a	24 ¹	27 ^a	21 ^a	0.94	0.81	0.82	1.22	1.08
20	Glass works	4.88	...	5.66
21	Saw mills ...	2	3
22	Forage press
23	Ordnance factories ...	86	198 ¹	24	96 ¹	4.70	2.62	2.77	3.96	4.41
24	Ginning and pressing factories ...	109 ^a	33 ^a	22 ¹	55 ^a	0.10	0.138	0.072	0.09	0.137
25	Miscellaneous

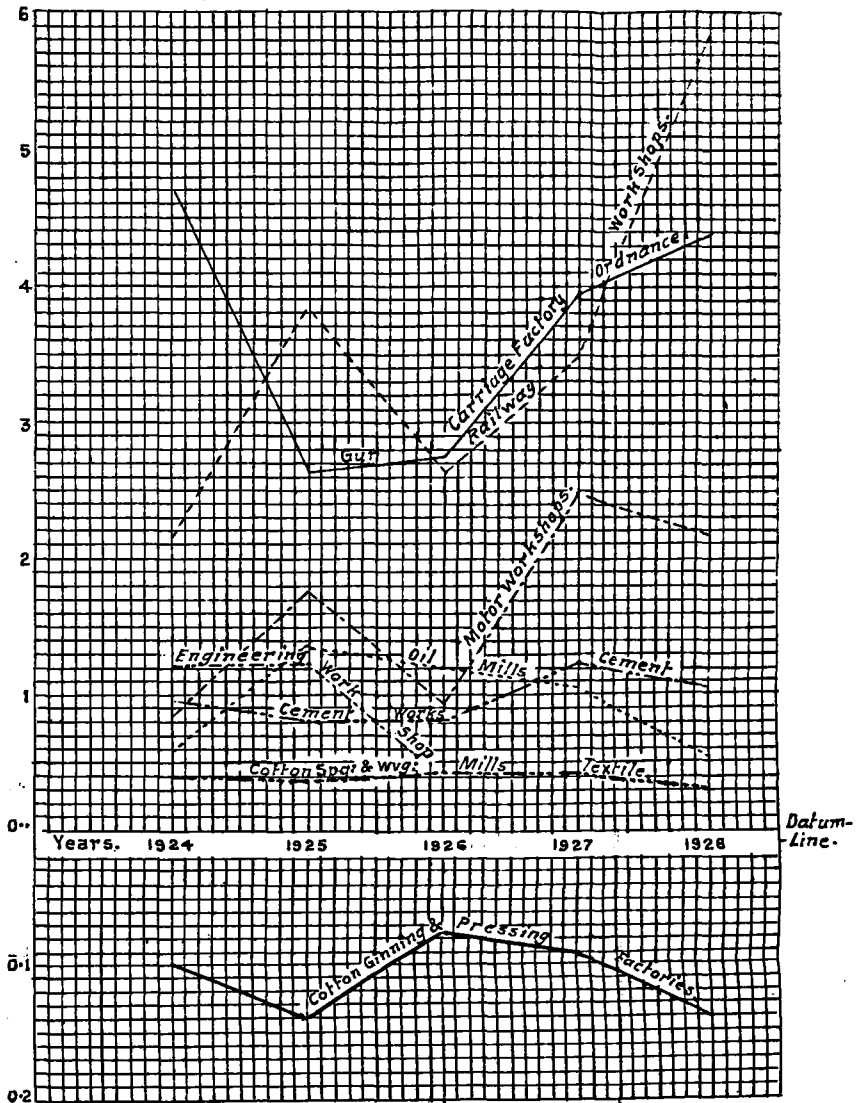
NOTE.—Indices in small numbers give the number of accidents that resulted fatally.

APPENDIX VI

INCIDENCE OF ACCIDENT

PER 100 PERSONS DAILY EMPLOYED

Incidence (%)



Percentage Incidence.

APPENDIX VII ACCIDENT CHART.

AV: Daily
No of persons
employed.

Incidence
Accidents of
per 100 daily
employed.

80-000

0.4

Total
Accidents.

70-000 350

60-000 300

50-000 250

40-000 200

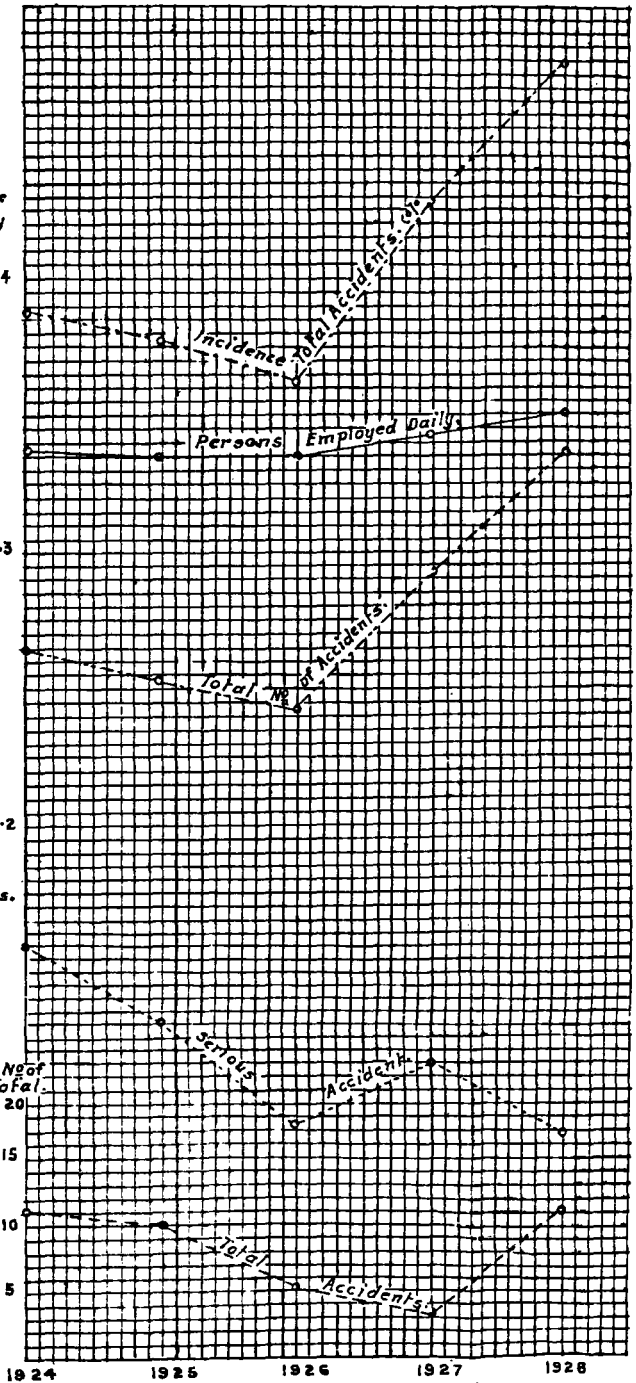
No of
Serious
Accidents.
70

30-000 150

20-000 100

10-000 50

0



APPENDIX VIII.

Statement of statistics in the Central

Year.	Number of disputes.	Number of work people involved.	Number of working days lost.	Particulars.
1921 ...	4	3,870	29,690	<p>(1) Raja Gokuldas Mills, Jubbulpore. The strike lasted for four days.</p> <p>(2) Sir Hukumchand and Dalmia Mills, Akola. Strike lasted for nine days.</p> <p>(3) Pulgaon Cotton Mills, Pulgaon. Strike lasted for seven days.</p> <p>(4) Savatram Ram Prasad Mills, Akola. Strike lasted for eleven days.</p>
1922	6	14,680	170,877	<p>(1) Burhanpur Tapti Mill. The strike lasted for 11 days.</p> <p>(2) Raja Gokuldas Mills, Jubbulpore. The strike lasted for 12 days.</p> <p>(3) Bengal-Nagpur Cotton Mills, Rajnandgaon. The strike lasted for three days.</p> <p>(4) Rai Bahadur Bansilal Abirchand Mills, Hinganghat. The strike lasted for 23 days.</p> <p>(5) Bengal-Nagpur Cotton Mills, Rajnandgaon. The strike lasted for ten days.</p> <p>(6) Empress Mills, Nagpur. The strike lasted for 12 days.</p>
1923 ...	5	6,719	58,255	<p>(1) Raja Gokuldas Mills, Jubbulpore. The strike lasted for 43 days</p> <p>(2) Raja Gokuldas Mills, Jubbulpore. The strike lasted for 25 days.</p> <p>(3) Sir Hukumchand Dalmia Cotton Mills, Akola.</p> <p>(4) Murtizapur-Ellichpur-Y e o t m a l Branch Line.</p> <p>(5) Bengal-Nagpur Cotton Mills ...</p>

DIX VIII.

Provinces and Berar from 1921.

Cause.	Settlement.	Remarks.
(1) Inadequacy of wages.	(1) By raising the grain compensation allowance from 40 to 50 per cent.	
(2) Bonus demanded.	(2) Bonus and Rs. 1,000 as reward paid.	
(3) Non observance of "hartal" by the mill coupled with demand for grain compensation allowance at 75 per cent and grain at cheaper rate.	(3) Resumed unconditionally and grain was cheapened from 4½ pailies to 4¼ pailies.	
(4) Demand of dearness allowance, reduction in working hours, extra pay for extra work and full wages for closing the mill on account of engine trouble.	(4) Payment of one month's bonus, discharged persons to receive bonus for days worked, increase in dearness allowance and pay of machine and boiler department men to be calculated on the basis of 26 working days to constitute a month.	
(1) Increase in wages.	(1) Demand refused and workers resumed unconditionally.	
(2) Not known.	(2) Resumed unconditionally.	
(3) Increase in wages.	(3) Do. do.	
(4) Increase in wages and dearness allowance.	(4) The wages of piece workers increased by 12½ per cent.	
(5) Reinstatement of dismissed workers. Removal of weaving master.	(5) Resumed unconditionally.	
(6) Demand for early payment of bonus and allegations of ill-treatment by overseers.	(6) Do. do.	
(1) Extra wages.	(1) Resumed unconditionally.	
(2) Owing to trade depression bonus paid at half rate.	(2) The workers got a dhoti in addition to bonus.	
(3) Demand for payment of bonus in before 2nd March.	(3) Resumed unconditionally.	
(4) Resentment at a reduction in the number of freemen.	(4) Fresh men were employed.	
(5) In continuation of previous strike.	(5) Resumed work unconditionally.	

APPEN
Statement of statistics in the Central

Year.	Number of disputes.	Number of work people involved.	Number of working days lost.	Particulars.
1924	3	10,183	606,062	(1) Sir Hukumchand Mills, Akola. The strike lasted for 24 days. (2) Bengal-Nagpur Cotton Mills, Rajnandgaon. The strike lasted for 69 days. (3) Empress Mills, Nagpur. The strike lasted for 62 days.
1925	7	4,759	128,252	(1) Badnera Mills. The strike lasted for 77 days. (2) Raja Gokuldas Mills, Jubbulpore. The strike lasted for 33 days. (3) Jubbulpore sweepers. Five days' strike. (4) Savatram Mills, Akola. Twelve days' strike. (5) Taxi drivers, Yeotmal. Forty-six days' strike. (6) Hukumchand Mills, Akola. Six days' strike. (7) Municipal sweepers, Nagpur. Five days' strike.
1926	4	1,514	105,298	(1) Municipal sweepers, Kamptee. Three days' strike. (2) Municipal sweepers, Damoh. Ten days' strike. (3) Savatram Mills, Akola. Strike lasted for 50 days. (4) Raja Gokuldas Mills, Jubbulpore. Work stopped for 107 days.
1927	4	2,000	82,350	(1) Savatram Mills, Akola. Strike lasted for 18 days. (2) Bengal-Nagpur Railways. (3) Pulgaon Mills. Strike lasted for 70 days. (4) Raja Gokuldas Mills, Jubbulpore. Strike lasted for eight days.
1928	1	1,287	19,305	(1) Akola Cotton Mills. Strike lasted for 46 days.

DIX VIII—contd.

Provinces and Berar from 1921—contd.

Cause.	Settlement.	Remarks.
(1) Non-payment of bonus	(1) Resumed work unconditionally.	
(2) Demand for reduction in working hours.	(2) Agreed to work for 10 hours.	
(3) Demand for increase in wages and reduction in working hours.	(3) Resumed work unconditionally.	
(1) Demand for increase in grain compensation allowance.	(1) Resumed work unconditionally.	
(2) Owing to reduction in grain allowance.	(2) Allowance raised.	
(3) Non-payment of hutting allowance.	(3) Resumed work unconditionally.	
(4) Demand for payment of wages for closing the mill on a working day.	(4) Resumed work unconditionally.	
(5) Objection to monthly inspection of taxis and demand for appointment of a local inspector.	(5) Strike ended with unconditional surrender.	
(6) On account of dispensing with the services of some mill workers.	(6) Resumed work and wages were paid.	
(7) Demand for increase in pay, privilege leave and provident fund, etc.	(7) Resumed work unconditionally.	
(1) Demand for increase in pay.	(1) Resumed work unconditionally.	
(2) Demand for increase in pay.	(2) Resumed work unconditionally.	
(3) Owing to reduction in allowance.	(3) Resumed work when account was settled.	
(4) Closing of mills owing to plague and trade depressions.	(1) Mill resumed work on the 15th January 1927.	
(1) Demand for increase in wages and reduction in working hours.	(1) No demands were granted.	
(2) Political reasons—sympathetic strike.	(2) Not known.	
(3) Discontinuance of bonus and reduction in allowance.	(3) Strike ended and the workmen were given advances for purchasing grains.	
(4) Resentment at issue of passes to regulate absence.	(4) Resumed unconditionally.	
(1) Demand for increase in wages.	(1) Strike ended as certain concessions were granted.	

APPEN

Statement of statistics in the Central

Year.	Number of disputes.	Number of work people involved.	Number of working days lost.	Particulars.
1929 ...	2	1,650	13,980	(1) Municipal sweepers, Nagpur. Strike lasted for 13 days. (2) Rai Sahib Reckchand Mohota Mills, Hinganghat. Three days strike.

DIX VIII—concl'd.

Provinces and Berar from 1921—concl'd.

Cause.	Settlement.	Remarks.
(1) Demands for increase in wages, shorter hours and annual leave.	(1) Resumed work on old terms of wages, hours and leave. No strike-pay, but consideration of compassionate allowance for the discharged sweepers was promised.	
(2) Grievances against time office and accounting system for wages.	(2) Grievances redressed.	