

United States Tariff Commission

Second
Trade Agreement
Between the United States
And Canada

VOLUME I

Introduction

An Analysis of the Agreement

Washington

1938

UNITED STATES TARIFF COMMISSION

**'SECOND'
TRADE AGREEMENT
BETWEEN THE UNITED STATES AND
CANADA**



**VOLUME I
INTRODUCTION
An Analysis of the Agreement**

The present volume contains data relating to the trade and tariffs of the two countries, an analysis of the agreement, and a complete list of individual concessions.

Volumes II, III and IV consist of digests of information concerning products on which concessions were granted by the United States in the trade agreement with Canada signed November 17, 1938. These digests are based on information gathered by the Tariff Commission in compliance with that part of Senate Resolution 334, 72d Congress, 2d session, which called for a revision of summaries of tariff information previously compiled by the Commission. No information obtained from individual concerns has been used in these digests in such form as to reveal the extent of the operations of such concerns.

Washington

1938

UNITED STATES TARIFF COMMISSION

Raymond B. Stevens, Chairman

Henry F. Grady, Vice Chairman

Edgar B. Crossard

Oscar B. Ryder

E. Dana Durand

A. Manuel Fox

Sidney Morgan, Secretary



For additional copies address:

**United States Tariff Commission
Tariff Commission Building
Washington, D. C.**

Second Trade Agreement with Canada

Preface

A second trade agreement has been entered into between the United States and Canada, under the authority of the act of Congress approved June 12, 1934, subsequently extended on March 1, 1937, for a period of 3 years from June 12, 1937, entitled, "An Act to Amend the Tariff Act of 1930," and commonly referred to as the Trade Agreements Act. This agreement was signed at Washington on November 17, 1938, and became provisionally effective on January 1, 1939, in both countries. As regards Canada the provisional character of the agreement was conditional on ratification by the Canadian Parliament and by His Majesty the King of Great Britain, Ireland and the British dominions beyond the Seas, Emperor of India. The agreement has already been approved by the Canadian Parliament. The present agreement supersedes that which went into effect January 1, 1936, and applies for a fixed term of 3 years from the date of its first coming into force, and thereafter will be terminable by either country on 6 months' notice.

In view of the many requests received for a general analysis of the agreement, the Tariff Commission is issuing this volume, containing summaries by type of concession, by commodity groups, and other information, together with an account of this history of tariff and trade relations of the United States and Canada. ^{1/}

In addition to this introductory volume, the Tariff Commission has already issued in 3 volumes (II, III, and IV) digest of trade data with respect to the individual products on which concessions were granted by the United States. These digests give for each product a brief, factual statement setting forth pertinent data with respect to production, imports, exports, and other trade factors.

The complete report on the trade agreement with Canada consists of 4 volumes, the contents of which for convenience of reference are indicated below.

Volume I - Introduction - General Analysis of the Agreement

Volume II - Schedule 1 - Chemicals, oils and paints
Schedule 2 - Earths, earthenware, and glassware
Schedule 3 - Metals and manufactures of
Schedule 4 - Wood and manufactures of

Volume III - Part I - Schedule 5 - Sugar, molasses, and manufactures
of (maple sugar and maple sirup)
Schedule 7 - Agricultural products (except
fishery products)
Schedule 8 - Spirits, wines, and other beverages
(whisky)

Part II - Schedule 7 - Fishery products

Volume IV - Schedule 10- Flax, hemp, jute, and manufactures of
Schedule 14- Papers and books
Schedule 15- Sundries
Schedules 16, 17, and 18 - Free list

^{1/} This volume is similar in scope to the Tariff Commission's printed Report No. 111, Second Series (1936), entitled "The Trade Agreement with Canada."

Second Trade Agreement with Canada

I

CONTENTS

Text

	<u>Page</u>
Part I. General Tariff and Trade Background	
Tariff history	
Types of tariff system	1
Pre-war tariff relations between the two countries	1
Post-war tariff history	2
Transfers by the United States and by Canada from the free list to the dutiable list, 1929 to 1935	3
General trade background	
Reasons for large trade between the two countries	5
Position of Canada in United States trade	5
Position of United States in Canadian trade	10
Balance of trade between the United States and Canada	15
Composition of United States-Canadian trade	
United States exports and imports by economic classes	17
United States exports and imports by commodity groups	20
Imports into Canada from the United States by commodity groups	22
American and Canadian statistics of free and dutiable imports	25
Free and dutiable imports by classes and groups	27
Canadian tariff treatment of American, other non-British, and British goods	29
Part II. The Trade Agreement of 1936	
Concessions granted by the United States	31
Concessions granted by Canada	
Duty reductions and bindings	32
Bindings of free entry	34
Relief from arbitrary valuations	34
Imports into the United States from Canada under the 1936 trade agreement	34
Imports into Canada from the United States under the 1936 trade agreement	40
Part III. The New Agreement	
General nature of the agreement	45
Concessions made by Canada	
General analysis	47
Comparison of tariff status under the new agreement with status before the first agreement	48
New or increased concessions of the present agreement and concessions continued from the 1936 agreement	51
The expansion of scheduled concessions	53
Effect of most-favored-nation provision of the new agreement	53
The removal of the 3-percent excise tax	53
Provisions of the new agreement concerning arbitrary valuations	54
Concessions made by Canada, by commodity groups	54
Farm products	57
Fishery products	59
Wood and paper	60
Mineral products	60
Vegetable and animal commodities not products of agriculture or fisheries	60
Textile manufactures	61
Iron and steel	61
Machinery, electrical apparatus, and vehicles	62
Nonferrous metals and products	62
Nonmetallic mineral manufactures	63
Chemicals and allied products	63
Miscellaneous commodities	64

Part III. The New Agreement - continued	<u>Page</u>
Concessions made by the United States	
General analysis	
Comparison of tariff status under new agreement with status before the first agreement -----	64
New or increased concessions of the present agreement and concessions continued from the 1936 agreement -----	69
Imports of concession articles from countries other than Canada	69
Concessions by the United States, by commodity groups and major individual items -----	71
Farm products -----	74
Fishery products -----	76
Wood and paper -----	76
Mineral, manufactured, and miscellaneous products -----	78
Text of the agreement (not including the schedules) and of the accompanying notes and memorandum -----	81
List of individual concessions made by Canada in the new agreement	89
List of individual concessions made by the United States in the new agreement -----	169
Quota provisions of the 1936 agreement and the new agreement -----	207

Charts

Chart I. United States trade with Canada, 1927-1938 -----	8
Chart II. Share of the United States in the export trade of Canada, 1928-1938 -----	13
Chart III. Share of the United States in the import trade of Canada, 1928-1938 -----	14
Chart IV. Share of the United States and the United Kingdom in Canadian imports, by commodity groups, 1937 -----	24
Chart V. United States imports from Canada and from other countries, by tariff status of commodities under the trade agreement of 1936, annual averages 1934-35 and 1936-37 -----	37
Chart VI. Canada's imports from the United States, by tariff status of commodities under the trade agreement of 1936, 1935 and 1937 -----	41
Chart VII. Scope of concessions made by Canada on the basis of imports for consumption from the United States in 1937 -----	50
Chart VIII. Scope of concessions by United States -----	68

Tables

Table 1. - United States trade with all countries and with Canada, 1910-38 -----	7
Table 2. - United States exports to Canada compared with United States imports from Canada, distinguishing pulpwood, wood pulp and newsprint paper (paper stock and newsprint) from all other imports, 1925-38 -----	10
Table 3. - Canada's trade with all countries, with the United States, and with the United Kingdom, 1910-38 -----	11
Table 4. - Canada's trade with the United States, the United Kingdom, and all other countries: Percentage distribution, 1910-38	12
Table 5. - Balance of merchandise trade between the United States and Canada according to United States statistics and Canadian statistics, 1928-38 -----	16
Table 6. - United States trade with Canada, by economic classes, 1928-38 -----	18
Table 7. - United States imports from Canada, by economic classes, distinguishing pulpwood, wood pulp, and newsprint paper, and principal noncommercial items, from other commodities, 1935, 1937 -----	19

Tables-Continued

	<u>Page</u>
Table 8. - United States trade with Canada, by commodity groups, 1929, 1933, 1935-37	21
Table 9. - Canada's imports from the United States, by Canadian commodity groups, 1930, 1935-38	23
Table 10.- Trade in merchandise between the United States and Canada, distinguishing free and dutiable imports, 1910-37	25
Table 11.- United States imports from Canada: Percentage free of duty, by commodity groups, 1929, 1935, 1937	27
Table 12.- Canada's imports from the United States: Percentage free of duty, by Canadian commodity groups, with major sub-groups and commodities, for specified fiscal years	28
Table 13.- Canada's imports and the amount of duties thereon in the trade with the United States, other non-British countries, and British countries, for fiscal years 1930, 1935, 1937	30
Table 14.- United States imports from Canada by tariff status of commodities under the trade agreement of 1936, annual averages, 1934-35 and 1936-37	36
Table 15.- United States imports from Canada, by tariff status of commodities under the trade agreement of 1936, by commodity groups, annual averages, 1934-35 and 1936-37	38
Table 16.- Canada's imports from the United States, by tariff status of commodities under the trade agreement of 1936, for the years 1935-37	40
Table 17.- Canada's imports from the United States, by tariff status of commodities under the trade agreement of 1936, by commodity groups, 1935, 1936, 1937	42
Table 18.- Canada's imports from the United States, 1935-37, and from all countries, 1937, classified according to the effect of the new agreement on the tariff status of commodities as compared with the status of 1935, before the first agreement	49
Table 19.- Canada's dutiable imports from the United States, 1935-37, classified to show the relation of the concessions of the new agreement to those of the 1936 agreement	52
Table 20.- Scope of Canadian concessions in the new agreement, including concessions repeated from the 1936 agreement, by commodity groups: Imports into Canada from the United States in 1937	55
Table 21.- Scope of the new or increased duty-reduction concessions made by Canada in the new agreement, and of the concessions repeated from the 1936 agreement, by commodity groups: Dutiable imports into Canada from the United States in 1937	56
Table 22.- United States imports from Canada in 1936 and 1937, classified according to the effect of the new agreement and the 1936 agreement on the tariff status of the commodities	66
Table 23.- Canada's share in total imports into the United States of commodities subject to the several types of concessions made by the United States in the new agreement: Imports into the United States from Canada in 1937	70
Table 24.- Scope of United States concessions in the new agreement, including concessions repeated from the 1936 agreement, by commodity groups: Imports from Canada into the United States in 1937	72
Table 25.- Scope of United States concessions in the new agreement, distinguishing new duty-reductions, further duty-reductions from 1936 rates, and duty-reductions repeated from the 1936 agreement, by commodity groups: Dutiable imports into the United States from Canada in 1937	73
Table 26.- Concessions made by Canada in the new agreement	89
Table 27.- Concessions made by the United States in the new agreement	169
Table 28.- United States imports subject to quota, or provisionally limited, in the old and new agreements	207

Tables-Continued

Appendix	<u>Page</u>
Table 29.- Canadian duties, as of Sept. 15, 1928, and Dec. 31, 1935, on representative commodities of special interest to the United States -----	211
Table 30.- United States domestic exports to Canada, by commodity groups and subgroups, or commodities, 1929, 1933, 1935-37-----	221
Table 31.- United States imports from Canada, by commodity groups and subgroups, or commodities, 1929, 1933, 1935-37 -----	222
Table 32.- Canada's imports from the United States, by Canadian commodity groups, with major subgroups and commodities, 1930, 1935-37 -----	224
Table 33.- United States share in Canada's imports, by Canadian commodity groups, with major subgroups and commodities, 1930, 1935-37 -----	226
Table 34.- United States free and dutiable imports from Canada, distinguishing pulpwood, wood pulp, and newsprint paper from other free commodities, 1929-37 -----	228
Table 35.- United States free and dutiable imports from Canada, by economic classes, 1928-37 -----	229
Table 36.- Proportion of duty-free imports in total United States imports from Canada, by economic classes, 1928-37 -----	229
Table 37.- United States free and dutiable imports from Canada, by economic classes, distinguishing pulpwood, wood pulp, and newsprint paper, from other commodities, 1929 and 1934-37 -----	230
Table 38.- United States free and dutiable imports from Canada, by commodity groups, 1929, 1935, 1937 -----	231
Table 39.- Canada's free and dutiable imports from the United States, by Canadian commodity groups, with major subgroups, and commodities, for specified fiscal years -----	232
Table 40.- Canada's imports from the United States, other non-British countries, and British countries, classified by tariff status, for specified fiscal years -----	233
Table 41.- United States imports from Canada and from all countries of individual commodities on which United States duties were reduced in the 1936 agreement with Canada, for the years 1934-38, with rates of duty in 1935 and 1936 -----	234
Table 42.- United States concessions in the new agreement, distinguishing duty-reductions below 1935 rates and duty-bindings at 1935 rates, by commodity groups: Dutiable imports into the United States from all countries and from Canada in 1937 -----	242
Table 43.- United States duty-reduction concessions in the new agreement compared with concessions in the 1936 agreement, by commodity groups: Dutiable imports into the United States from Canada in 1936 and 1937 -----	243
Table 44.- Canadian concessions in the new agreement, distinguishing duty-reductions below 1935 rates and duty-bindings at 1935 rates, by commodity groups: Dutiable imports into Canada from all countries and from the United States in 1937 -----	244
Table 45.- Canadian concessions by schedule I and the most-favored-nation provision of the new agreement, compared with concessions in the 1936 agreement, by commodity groups: Dutiable imports into Canada from the United States in 1937 -----	246

PART I. GENERAL TARIFF AND TRADE BACKGROUND

Tariff History

Types of tariff system

In order to understand the history of the trade relations between the United States and Canada, and the significance of the two recent trade agreements between them, it is necessary to bear in mind the wide difference between the tariff systems of the United States and Canada.

Throughout the post-war period all commodities imported into the United States from all countries have paid the same duties, except for the lower rates, or free entry, granted to Cuba and the outlying United States possessions, such as the Philippines, and except for the exclusion of countries which discriminate against American goods from the benefits of duties reduced by trade agreements.

Canada, on the other hand, has long maintained three tariff schedules, the rates under which, for most commodities, have differed considerably, and on many articles greatly. The highest, or "general", tariff is applicable to the imports from non-British countries with which Canada has no most-favored-nation treaties. Before the trade agreement of 1936 between the United States and Canada, American goods were subject to this general tariff. The lowest Canadian tariff applies to imports from British Empire countries. The "intermediate" tariff applies, by virtue of Canadian most-favored-nation treaties,^{1/} to imports from a large number of non-British countries. During post-war years down to 1933 Canada increased many of the differentials between the general and the intermediate rates, and increased much more the differentials between the intermediate and the British preferential rates. By the 1936 agreement, imports from the United States became subject to the Canadian intermediate tariff or to any still lower rates made by Canada in agreements with other non-British countries.

Pre-war tariff relations between the two countries

From 1854 to 1866 a treaty of commercial reciprocity existed between the United States and Canada. In substance it provided on both sides for duty-free admission of raw materials and slightly manufactured commodities. Since the bulk of the trade between the two countries at that time was normally in natural products, this reciprocity agreement had a decidedly stimulating effect on the commerce. Efforts made after the expiration of this treaty, particularly between 1888 and 1892, to bring about a restoration of reciprocity between the United States and Canada ended in failure.

A reciprocal agreement negotiated with Canada in 1911 by President Taft had for its purpose the binding duty free of many articles by both sides, the transference of a considerable number of items to the free list, and reductions in duties on a large number of other items. The agreement took the form of an understanding that the Governments of the two countries would concurrently enact legislation according the specified tariff treatment to each other. The Government of the United States performed its part by the act of July 26, 1911. Reciprocal legislation by the Canadian Parliament failed of adoption, however; consequently the American law did not become operative.^{2/}

^{1/} In some cases early treaties made by the United Kingdom oblige Canada to give such treatment to specified countries.

^{2/} Section 2 of the act of July 26, 1911, adopted pursuant to the negotiations with Canada did, however, go into effect. It provided that wood pulp, newsprint paper, and other paper and paperboard of which wood pulp is the component material of chief value (if the value of the product was not more than 4 cents per pound) should be admitted free of duty on condition that Canada should impose no export duty or charge on such wood pulp or paper, or on pulpwood. Section 2 of the act of 1911 was superseded by the Tariff act of 1913. However, since 1911 imports into the United States of wood pulp and newsprint paper (the latter only if below specified value limits during the time of the act of 1913) have remained free of duty.

Post-war tariff history

During the 15 years preceding the 1936 trade agreement with Canada the United States greatly increased its tariff barriers, thereby affecting many Canadian products. After 1929 Canadian legislation likewise raised existing barriers, many American products^{3/} being made dutiable at greatly increased rates. These tariff changes, together with other causes, reduced the trade in many individual commodities, on both sides, from large to relatively insignificant figures. Moreover, during the post-war period, especially after 1929, Canada greatly increased its tariff differentials against American and in favor of British Empire products. As a consequence of these various circumstances the share of Canadian imports supplied by the United States, although still well over half, fell considerably. A major consequence of the increases in the Canadian duties on manufactured goods was the establishment in Canada of numerous branches of American manufacturing concerns.

Under the United States Tariff Act of 1913 many Canadian products now dutiable entered free. Among these were such major commodities as live cattle and hogs, fresh and cured pork, milk and cream, potatoes, clover and grass seed, hides and skins, leather, lumber, copper, and most kinds of fish. Most of the changes from the free to the dutiable list were made by the emergency tariff of 1921 and the Tariff Act of 1922; these acts also raised the duties on many other commodities of special interest to Canada.

The United States Tariff Act of 1930 (effective in June) transferred from the free to the dutiable list three major items of importance to Canada, namely, hides and skins of the bovine species, leather, and the principal species of softwood lumber. Of the latter, Canada was almost the sole supplier of American imports. Still more important from the standpoint of Canada were the increases in duties made by the act of 1930. In particular most of the Canadian agricultural commodities of which there were at that time any considerable imports were subjected to higher rates. On the other hand, duties were removed from certain kinds of logs and from nickel oxides, and were reduced on aluminum, wet salt fish of cod and related species, and a few minor articles.

In May 1930, shortly before the adoption of the new tariff act of the United States, Canada made a considerable revision of its tariff. The rates of the general tariff were increased on about 30 items although there were reductions on about 50. More important to American exporters were the reductions in the British preferential rates on some 300 tariff items, thereby in most cases increasing the differential against American products; about 125 of these items previously dutiable were made free when imported from British countries.

In September 1930 Canada made a further revision of its duties. About 100 rates of the general tariff were increased and there were few decreases. Although the British preferential rates were also increased on more than 60 items, the scope and extent of the differentials against American goods were materially increased. Still another extensive revision became effective in June 1931. Rates of the Canadian general tariff were increased on 76 articles and decreased on 29, whereas under the tariff applicable to imports from British countries rates were increased on only 19 articles and decreased on 33.

The next legislation of the United States affecting Canadian-American trade relations was the imposition, in June 1932, of revenue import taxes on all lumber (additional to the tariff proper previously applicable by the act of 1930 on the principal species of softwood lumber), and on copper. A similar tax was also placed on coal, but with a proviso that it should not apply to imports from any country with which the export trade of the United States in coal exceeds the import trade, which is the case with Canada. The provision of the United States Revenue Act of 1934 levying taxes on certain animal and vegetable oils affected Canada particularly with respect to fish oils, a relatively minor commodity in its trade with the United States.

In 1932 negotiations were undertaken between the United Kingdom, Canada, and other British areas looking toward further extension of tariff preferences within the

^{3/} For Canadian rates of duties as of Sept. 15, 1928, and Dec. 31, 1935, on representative commodities of special interest to the United States, see table 29, appendix; for United States rates of duties provided by the Tariff Acts of 1913, 1922, 1929 and 1930 on those commodities affected by the new agreement with Canada, see table 27, part III.

British Empire. The imperial conference held at Ottawa resulted in a series of Empire agreements, of which those between Canada and the United Kingdom and the principal British Dominions and Colonies are of chief importance in the present discussion. In the revision of the Canadian tariff in October 1932, reflecting these agreements, British preferential rates were lowered on more than 130 items, over half of these being made free, and the general and intermediate rates on a considerable number of articles were raised. The differentials against American goods thus became materially greater than at any previous time.

Canada took no important tariff action directly affecting imports from the United States during the 3 years 1933, 1934, and 1935. Canada did, however, enter into most-favored-nation agreements with several additional non-British countries, so that the United States became the only major country whose products still paid the higher "general" rates of the Canadian tariff. Moreover, a new commercial treaty was made with France, reducing Canadian duties on certain commodities imported from that country. In the case of some of the commodities affected by this treaty the United States is a competitor in Canadian markets, and the treaty therefore tended in a small degree to be disadvantageous to American export trade.

In addition to making changes in its tariff rates between 1929 and 1935, Canada built up, during those years, a system of arbitrary valuations of many commodities, when imported at general tariff rates. These valuations, with the resulting so-called dumping duties, in effect increased, often very greatly, the amount of duty to be paid on these articles. The arbitrary valuations were for the most part applied only on commodities of which the imports were chiefly, or exclusively, from the United States. They served materially to cut down exports of certain American goods to Canada.^{4/}

Transfers by the United States and by Canada from the free list to the dutiable list, 1929 to 1935

Commodities of material importance to Canada, formerly free but made dutiable, or made subject to import revenue taxes, by legislation of the United States between 1929 and 1935, include oil cake, hides and skins of the bovine species, leather and leather boots and shoes, lumber, copper^{5/}, and topped petroleum oils. The imports of these commodities in 1929 had amounted to about 90 million dollars. The most important of them was lumber, the imports of which from Canada in 1929 had been valued at nearly 40 million dollars, while copper accounted for about 30 million dollars. Imports of these articles (other than copper) which had been transferred from the free to the dutiable list were less than one-seventh as great in value in 1934 as in 1929.

Of total imports from the United States into Canada in the year ended March 1930, amounting to 847 million dollars, major commodities which were then free but were transferred to the dutiable list before 1935 were valued at about 101 million dollars. The principal items were:

Oranges
Corn for animal feed^{6/}
Certain varnish gums (reexports from United States)
Certain vegetable oils^{7/}

^{4/} See Report of the Tariff Commission on the (First) Trade Agreement with Canada (Report No. 111, Second Series), pp. 94-102.

^{5/} The act subjecting copper to a revenue tax permitted ore, concentrates, and unrefined metal to enter free for smelting or refining in bond and subsequent export. Fairly large quantities have continued to enter under this provision, from Canada and still more from other copper mining countries, but very little dutiable copper has been imported. Imports of crude copper from Canada would probably have fallen off materially even if the tax had not been imposed, since a large refinery was already in process of construction in Canada at that time.

^{6/} Corn for the manufacture of cereal foods and starch remained free of duty; corn for distillation was already dutiable.

^{7/} These commodities had previously been dutiable under ordinary circumstances but free when imported by specified classes of manufacturers as materials for further manufacture. The new legislation canceled these exceptions, under which a large part of the total imports of these categories had previously entered.

Mercerized cotton yarns^{7/}
 Certain periodical magazines
 Various iron and steel semimanufactures^{7/}
 Textile machinery (of a kind not made in Canada)
 Various copper and brass semimanufactures^{7/}
 Anthracite coal
 Coke
 Gasoline^{8/}
 Surgical and dental instruments

The Tariff Commission has not undertaken the burdensome task of computing the average percentage by which the legislation of the United States between 1929 and 1935 increased the rates of duty on commodities imported from Canada, nor has it made a similar computation with respect to tariff changes made by Canada. There is no doubt that if the rates of duty in effect at the beginning of this period and the rates in effect at its close were multiplied into the trade figures for a given year (say 1929) a marked average increase in rates would appear.^{9/}

^{7/} See footnote 7 on preceding page.

^{8/} Casing-head gasoline for blending by Canadian manufacturers remained free.

^{9/} In table 13, p. 30, the average ad valorem equivalent of the Canadian duties on American products actually imported in the fiscal years ended March 31, 1930, 1935, and 1937 are presented, the calculation being made both on the basis of total imports and on the basis of dutiable imports. The Tariff Commission made similar computations with respect to the imports from Canada into the United States as of 1929 and as of 1931; it has not made them since. Calculated on the basis of total imports from Canada the average ad valorem equivalent of the United States duties was 4.0 percent in 1929 and 4.3 percent in 1931; calculated on the basis of dutiable imports alone, the ratios were 18.1 percent and 23.6 percent, respectively. Neither the Canadian nor the American averages, however, furnishes a satisfactory measure of the extent to which duties were increased after 1929. Several important factors affect the average ad valorem equivalent for a given year as compared with any other year. The increase in the rate of duty on a certain article may so cut down the imports of that article that the higher rate has little effect in determining the average ad valorem equivalent of all duties in a later year. If a new tariff act transfers an article from the free to the dutiable list but imposes a relatively low rate of duty, this transfer - which is obviously an increase in tariff barriers - will tend to bring down the average ad valorem equivalent of all duties, when computed on dutiable imports alone, as compared with the average before the act was passed (of course, it will tend to bring up the average when computed on the basis of total imports free and dutiable). In the trade with certain countries, notably Cuba, a single commodity is so dominant that a shift of that commodity from the free to the dutiable list, or a change in the rate of duty on it, may greatly affect the general averages in the absence of any widespread changes in the tariff on commodities in general (this point scarcely applies to the Canadian-American trade in either direction).

Apart from the effects of tariff changes themselves on the imports of the several commodities, shifts from one period to another in the relative importance of commodities in the trade may result from other causes and may materially affect the average ad valorem equivalent of duties. Finally, any conspicuous rise or fall in general price levels affects markedly the ad valorem equivalent of specific duties. A large proportion of the articles imported from Canada into the United States are subject to specific rates, and the decline in prices following 1929 increased materially the ad valorem equivalent of these rates. Price changes have less effect on the Canadian statistics because most of the imports are subject to ad valorem duties.

The factors above mentioned affect not only the average ad valorem equivalents of duties but also the ratio of free goods to dutiable goods in the total imports. They should be taken into consideration in interpreting the various tables relating to free and dutiable imports hereinafter presented.

General Trade Background

Reasons for large trade between the two countries

Canada's trade with the world as a whole is exceptionally large in proportion to its population. In 1936 the total trade (exports and imports combined) amounted to \$142 per capita, which was practically the same as the average for the United Kingdom. This per capita average was surpassed only by Newfoundland, New Zealand, Denmark, Belgium, and Switzerland, although several other countries stood fairly close to Canada notably the Netherlands, Norway, and British Malaya. The total foreign trade of the United States in 1936 amounted to \$38 per capita. This figure is much smaller than Canada's, chiefly for the reason that the United States has a greater variety of resources and industries, so that importation is less necessary to supply the requirements of the people.

The large foreign trade of Canada results from the combination of high per capita income with a relatively large measure of dependence on imports and exports to maintain its standards of living. Canada ranks next to the United States among the countries of the world in the amount of national income per capita. In exchange for its abundant agricultural, fishery, forest, and mineral products, Canada imports large quantities not only of such crude products as its own resources can not supply, but also of the many kinds of manufactured goods which its factories are not equipped to make. It is natural that the United States should supply a large part of Canada's import requirements, owing to similarity of Canadian and American consumption habits and to geographic proximity. In transportation costs the United States has a marked advantage over any overseas country in reaching a great part of Canada's widespread territory. Often, moreover, producers in the United States are nearer to certain market areas in Canada than are the Canadian producers themselves.

The fact that, in proportion to its population, Canada is responsible for far more imports into the United States than are most other countries is also a natural result of geographic conditions. Canada has a transportation advantage over other countries in reaching large areas of the United States. Canada produces abundantly various major commodities which are either not produced in this country at all or are produced in inadequate quantities. However, the United States does not ordinarily import significant quantities of wheat (except for milling in bond and export), which is the most important Canadian export commodity, and Canada's large exportation of wheat to the United Kingdom causes that country to rank alongside the United States as a market for Canada's total exports.

Position of Canada in United States trade

The total trade of the United States with Canada, exports and imports combined, has in each year since 1927 been greater than that with any other country. Before 1927 Canada ranked next to the United Kingdom. Since the war Canada has been the largest single source of United States imports, and except in 1929, when it ranked first, has been the second market for exports. In most years prior to 1933 Canada took a larger proportion of the total merchandise exports from this country than it supplied of the total imports; in the years 1933-36, as shown by table 1, ^{10/} there has been practically no difference between the two percentages. In 1937 and 1938, however, Canada again took a larger proportion of exports than it supplied of imports.

^{10/} The import figures in table 1 are those of general imports, which slightly exceed imports for consumption. The export figures include the reexports of foreign products, which account for from 3 to 4 percent of the total. For years prior to 1935, the shipments of grain to Canada have been deducted from exports, since practically all of this grain was in transit for Europe. During all the post-war years down to 1930, inclusive, such grain exports were large, ranging in value from about 40 million dollars to a peak of over 113 million dollars in 1927. The trade figures ordinarily quoted during that period included this grain, thus exaggerating materially the true exportation to Canada. In the last few years this indirect grain trade has been small and reported total exports to Canada are given in table 1 without adjustment.

In 1937 United States exports to Canada were valued at 509 million dollars or 15.2 percent of total exports. The largest market, the United Kingdom, took American products to the extent of 535 million dollars. In the same year imports (general) from Canada were valued at 398 million dollars and from British Malaya (which in that year ranked second) at 235 million dollars. The imports from Canada were 12.9 percent of the total from all countries. These figures relate only to the trade which in United States statistics is classified as merchandise trade; they do not cover gold or silver in any unwrought form.^{11/} The net imports of gold are shown separately in table 1.

^{11/} From the standpoint of Canada, as a great gold producer, its exports of non-monetary gold of Canadian origin, which come mostly to the United States, partake of the nature of merchandise trade. When gold (nonmonetary or monetary) is included the total for our imports from Canada in 1937 was 510 million dollars (based on net imports of gold, in all forms, from Canada).

Table 1. - United States trade with all countries and with Canada, 1910-38

(Values in millions of dollars)							
Yearly average or year	United States merchandise exports 1/			United States merchandise imports 2/			Net exports (+) or (-) of gold to or from Canada
	To all countries	To Canada	Percent of total	From all countries	From Canada	Percent of total	
Fiscal years ended June 30-							
1910-14	2,165.8	308.0	14.2	1,688.9	117.2	6.9	-
1915-18	4,828.0	561.9	11.6	2,369.3	279.7	11.8	-
Calendar year:							
1919	7,920.4	715.4	9.0	3,904.4	494.7	12.7	-38.8
1920	8,228.0	901.3	11.0	5,278.5	611.9	11.6	-28.7
1921	4,485.0	513.8	11.5	2,509.1	335.4	13.4	-34.0
1922	3,831.8	498.2	13.0	3,112.7	364.0	11.7	+11.2
1923	4,167.5	611.3	14.7	3,792.0	416.0	11.0	-47.7
1924	4,591.0	518.4	11.3	3,610.0	399.1	11.1	-38.4
1925	4,909.8	591.5	12.0	4,226.6	454.2	10.7	+12.6
1926	4,808.7	682.3	14.2	4,430.9	475.9	10.7	-40.1
1927	4,865.4	722.6	14.9	4,184.7	475.0	11.4	-33.9
1928	5,128.4	831.9	16.2	4,091.4	489.3	12.0	-79.8
1929	5,241.0	899.0	17.2	4,399.4	503.5	11.4	-73.5
1930	3,843.2	643.9	16.8	3,060.9	402.4	13.1	-6.9
1931	2,424.3	386.2	15.9	2,090.6	266.3	12.7	-81.2
1932	1,611.0	237.8	14.8	1,322.8	174.1	13.2	-64.6
1933	1,675.0	208.3	12.4	1,449.6	185.4	12.8	-19.9
1934	2,132.8	300.4	14.1	1,655.1	231.7	14.0	-86.6
1935	2,282.9	323.2	14.2	2,047.5	286.4	14.0	-95.2
1936	2,456.0	384.2	15.6	2,422.6	375.8	15.5	-72.6
1937	3,349.2	509.3	15.2	3,083.7	398.3	12.9	-111.5
1938	3,094.1	467.7	15.1	1,960.5	260.3	13.3	-76.3

1/ Domestic and foreign exports; the latter vary from about 3 to 5 percent of the total. Exports to Canada for years to 1934 inclusive adjusted on the assumption that grain exports recorded as shipped to Canada were destined to Europe.

2/ General imports which slightly exceed imports for consumption.

3/ Imports of whiskey before the prohibition period were small and recorded imports during that period were nil or insignificant; since repeal these imports have been large, rising from \$4.7 millions in 1934 to \$28.3 millions in 1936; in 1938 they amounted to \$10.6 millions.

4/ Preliminary.

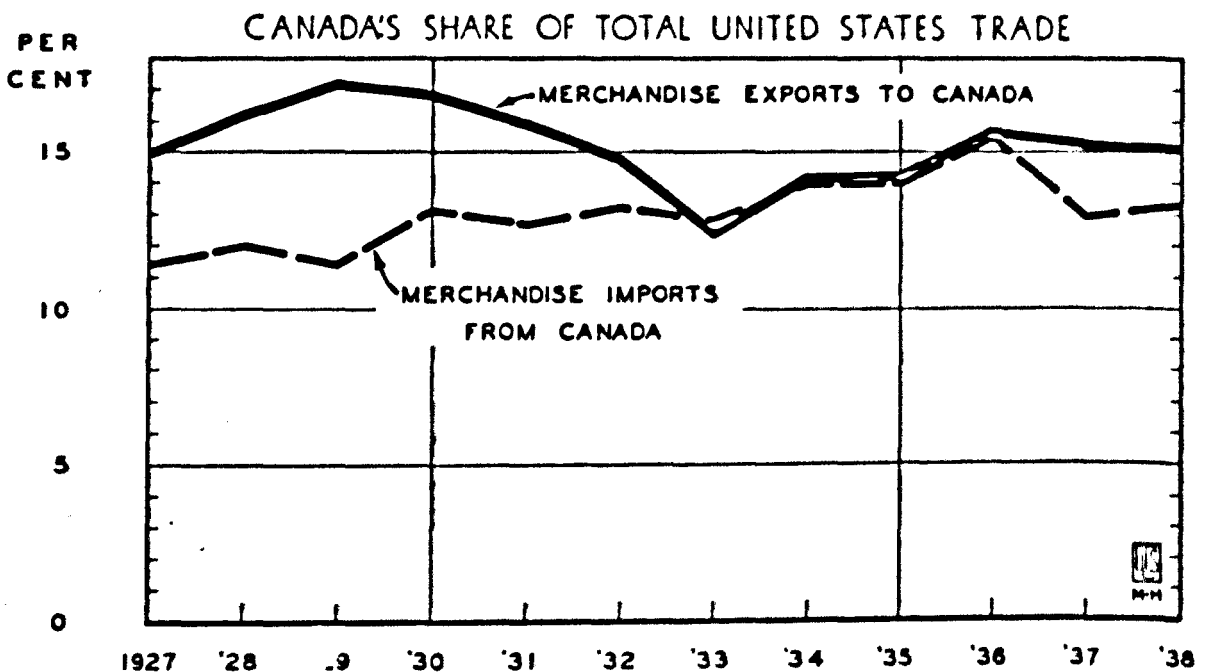
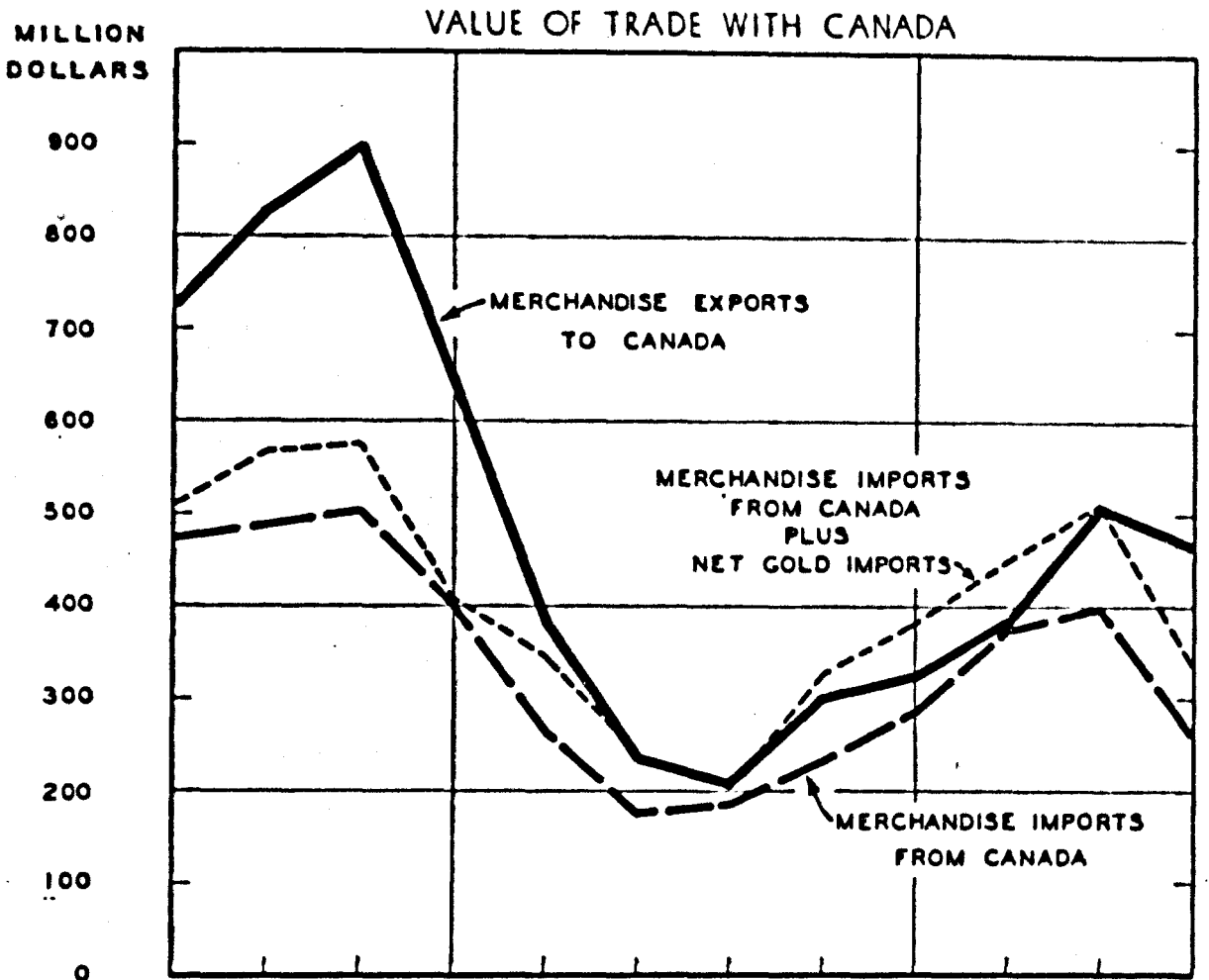
Source: Compiled from official statistics of the U.S. Department of Commerce.

Disregarding the war period, there had been a fairly steady increase in exports to Canada over a long period until the peak of 899 million dollars (not including grain) was reached in 1929. As a result of the business depression, accentuated by additional trade barriers erected by Canada and increased preferences given to British Empire countries, United States exports to Canada fell to a low of 208 million dollars in 1933. A considerable fraction of this decline in exports, however, was the result of lower prices rather than of smaller quantities. Exports to Canada rose sharply thereafter, the figure for 1937, which was 509 million dollars, being nearly 150 percent above that for 1933 and nearly 60 percent above that for 1935, although it was still 43 percent less than that for 1929. In 1938 the exports to Canada fell to 468 million dollars, 8 percent less than in 1937, a decline caused by somewhat reduced buying power in Canada.

CHART I

UNITED STATES TRADE with CANADA

1927 to 1938



Canada's share of the exports of the United States reached peak levels in the latter part of the decade 1921-30, fell sharply from 1929 to 1933, but rose again in 1934 and again in 1936 (see table 1 and chart I). The fact that exports from the United States to Canada increased more during the decade following the war than exports to the world as a whole, and that for several years thereafter they showed a greater decline, is explained in part by the dominance of capital goods, luxuries, and semiluxuries in the exports to Canada during normal times. The trade in these classes of commodities naturally rises sharply in periods of high business activity and prosperity and falls sharply with depression. The rise in Canada's share of our exports from 1933 through 1936 was the result partly of Canadian recovery from depression conditions, and partly of the concessions granted by Canada in the first trade agreement. In 1937 and 1938 the percentage of total exports going to Canada was slightly smaller than in 1936.

The trend of American imports from Canada has differed considerably from that of exports. In the pre-war period the United States had not yet begun to import pulp and paper on a large scale, and Canada's share in supplying our total imports was much smaller than in recent years when imports of these commodities have been a major factor. During the World War period, great quantities of pulp and paper were imported, then coming almost exclusively from Canada; the proportion of total imports supplied by that country consequently rose greatly. Canada did not, during the course of the decade following the war, gain further in its share of this trade. As with exports, however, the peak in absolute value of imports from Canada was reached in the closing years of the 1920-30 decade, 503½ million dollars in 1929.

On the other hand, the decline of imports from Canada during the depression, to a low of 174 million dollars in 1932, was considerably less marked than that in exports to Canada. The proportion of total American imports supplied by Canada rose, in contrast with the decline in the share it took of American exports. This difference in trend was due largely to the fact that pulpwood, wood pulp, and newsprint paper make up so large a fraction of the imports from Canada, and that the demand for these products was not so drastically reduced by the business depression as that for many other import commodities (see table 2).

There was a great increase in imports from Canada between 1932 and 1937; the increases were particularly marked in 1934, 1935, and 1936. Major causes of this increase include the large measure of recovery from the depression in this country, the shortage of certain grains and animal products here as the result of drought, the repeal of prohibition, and after 1935 the reductions in United States duties under the trade agreement with Canada. Canada's share in the imports to the United States in 1936 was higher than in any other year in history; the share in 1937, when imports from many other countries increased greatly, was much lower but still somewhat above the average for the 1920-30 decade. The decline in imports from Canada in 1938, to 260 million dollars, is explained by the business recession, the recovery of production of grains and meats in this country, and a reduction of 50 percent in the imports of whiskey. The imports of pulpwood, wood pulp, and newsprint paper showed relatively less increase from 1933 to 1937 than those of other commodities, and also showed less decline in 1938 (see table 2).

It may be noted that in 1938 both our exports to Canada and the imports from Canada were only a little over half as great as in 1929, the difference being partly, but by no means wholly, due to lower price levels.

Table 2. - United States exports to Canada compared with United States imports from Canada, distinguishing pulpwood, wood pulp, and newsprint paper (paper stock and newsprint) from all other imports, 1925-38

(Values in millions of dollars)

Year	United States exports to Canada 1/	United States imports (general) from Canada			Relative numbers (1925-29 average = 100)			
		Total	Paper stock and newsprint	Other	Exports	Imports	Paper stock and newsprint	Other
1925-29 average	745.4	479.6	170.9	308.7	100	100	100	100
1929	831.9	489.3	179.1	310.2	112	102	105	100
1929	899.0	503.5	183.6	319.9	121	105	107	104
1930	643.9	402.4	164.4	238.0	86	84	96	77
1931	386.2	266.3	130.4	135.9	52	56	76	44
1932	237.8	174.1	94.2	79.9	32	36	55	26
1933	208.3	185.4	84.7	100.7	28	39	50	33
1934	300.4 12/	227.3 12/	96.1 12/	131.2	40	47	56	42
1935	323.2 12/	286.1 12/	102.7 12/	183.4	43	60	60	59
1936	384.2 12/	377.6 12/	123.2 12/	254.4	52	79	72	82
1937	509.3 12/	394.2 12/	155.4 12/	238.8	68	82	91	77
1938 3/	467.7 12/	256.7 12/	122.8 12/	133.9	63	54	72	43

1/ Excluding grain in transit for Europe down through 1934. Includes re-exports of foreign goods.

2/ Imports for consumption.

3/ Preliminary.

Sources: Compiled from official statistics of the U.S. Department of Commerce.

Position of United States in Canadian trade

In most years since 1920 the United States has been the largest market for Canadian exports of domestic merchandise (including domestic gold bullion), the only exception being the fiscal year 1925-26 and the calendar year 1933, when the United Kingdom led in this trade (see table 3). In each year from 1934 through 1938, however, the United States ranked below the United Kingdom if the exports of gold bullion are excluded from the reckoning. In 1937 the United States took 42.4 percent of Canadian exports of domestic merchandise (including gold) and the United Kingdom 36.4 percent; excluding gold the proportions were 31.3 percent and 39.9 percent, respectively.

The United States has at all times been much the largest source of Canada's imports, furnishing roughly from three to four times as much as the United Kingdom. In 1937 this country supplied 60.6 percent of the total imports into Canada and the United Kingdom 18.2 percent.

Tables 3 and 4 show Canadian statistics of exports and imports in the trade with the world as a whole, with the United States, and with the United Kingdom.^{12/} It should be particularly noted that the figures of Canadian exports to the United States are not comparable with the United States statistics of imports from Canada, for the reason that Canada includes gold bullion of Canadian origin in its figures of merchandise exports, whereas the United States does not count unwrought gold in any form in either exports or imports of merchandise. When the Canadian statistics are recomputed on the same basis as those for the United States they show for

^{12/} The exports shown in table 3 do not include the reexports of foreign goods, of which, at their peak in 1928 and 1929, Canada sent about 21 and 23 million dollars worth, respectively, to the United States; the corresponding figure for 1937 was 12 million dollars. Total exports to the United States including re-exports, are shown in table 5.

the year 1937 exports of Canadian merchandise to the United States valued at 353 million dollars as compared with the 470 million dollars shown in table 3. ^{13/}

Table 3. - Canada's trade with all countries, with the United States, and with the United Kingdom, 1910-38

Note: For the fiscal years shown, exports of domestic nonmonetary gold bullion are not included; for the calendar years they are included and in some years were large, going chiefly to the United States. Prior to 1936 the Canadian statistics of merchandise trade as originally published excluded this gold, but they were subsequently recomputed to include gold back to 1926, before which the gold exports were small. Compare table 5.

(In millions of dollars)

Year	Exports of domestic merchandise			Imports for consumption		
	Total	United States	United Kingdom	Total	United States	United Kingdom
Fiscal years ended						
March 31						
1910-14 average	345.8	132.7	167.7	527.2	331.7	118.6
1915-19 average	1,055.0	322.4	570.6	738.8	575.3	85.8
1920-24 average	1,051.0	437.6	370.3	949.7	663.1	150.5
1920	1,286.7	501.1	496.0	1,064.5	801.1	126.4
1921	1,210.4	560.7	314.2	1,240.2	856.2	214.0
1922	753.9	304.1	300.4	747.8	516.0	117.1
1923	945.3	380.3	379.9	802.6	541.0	141.3
1924	1,058.8	441.6	361.2	893.4	601.2	153.6
1925	1,081.4	427.2	397.2	796.9	509.8	151.1
1926	1,333.9	491.2	509.3	927.3	608.6	163.7
1927	1,269.6	481.3	448.0	1,030.9	687.0	163.9
1928	1,256.2	502.3	412.8	1,109.0	718.9	186.4
1929	1,393.4	525.8	431.7	1,265.7	868.0	194.0
Calendar years						
1928	1,398.8	540.9	446.1	1,222.3	825.7	190.8
1929	1,184.8	539.0	290.3	1,299.0	893.6	194.8
1930	886.0	395.7	235.2	1,008.5	653.7	162.6
1931	617.1	288.7	171.5	628.1	393.8	109.5
1932	546.2	213.2	178.2	452.6	263.5	93.5
1933	596.6	185.7	258.2	401.2	217.3	97.9
1934	758.6	301.2	297.3	513.5	293.8	113.4
1935	825.3	358.6	306.9	550.3	312.4	116.7
1936	1,015.2	406.7	339.8	635.2	369.1	123.0
1937	1,110.2	470.2	404.6	808.9	490.5	147.3
1938 ^{1/}	913.4	345.9	339.7	677.5	424.8	119.3

^{1/} Preliminary.

Source: Compiled from official statistics of the Dept. of Trade and Commerce of Canada.

^{13/} Another cause of disparity between the export statistics of Canada and the import statistics of the United States existed during much of the prohibition period. Throughout that period alcoholic beverages to a very considerable value were smuggled into this country from Canada. These hidden imports did not appear at all in American trade statistics, but before 1931 Canadian statistics showed considerable exports of such beverages to the United States (perhaps not equal to the full amount of the smuggling trade).

Table 4. - Canada's trade with the United States, the United Kingdom, and all other countries: Percentage distribution, 1910-33

Year	Percent of total exports, including gold, to -			Percent of total exports, excluding gold, to U. S. 1/	Percent of total imports from -		
	United States	United Kingdom	All other countries		United States	United Kingdom	All other countries
Fiscal years							
1910-14 average	38.4	48.5	13.1		62.9	22.5	14.6
1915-19 average	30.6	54.1	15.3		77.9	11.6	10.5
1920-24 average	41.6	35.2	23.2		69.8	15.8	14.4
1920	38.9	38.5	22.6		75.3	11.9	12.8
1921	46.3	26.0	27.7		69.0	17.3	13.7
1922	40.3	39.9	19.8		69.0	15.7	15.3
1923	40.2	40.2	19.6		67.4	17.6	15.0
1924	41.7	34.1	24.2		67.3	17.2	15.5
1925	39.5	36.7	23.8		64.0	19.0	17.0
1926	36.8	38.2	25.0		65.6	17.7	16.7
1927	37.9	35.3	26.8		66.6	15.9	17.5
1928	40.0	32.9	27.1		64.8	16.8	18.4
1929	37.7	31.0	31.3		68.7	15.3	16.0
Calendar years							
1928	38.7	31.9	29.4	34.0	67.6	15.6	16.8
1929	45.5	24.5	30.0	41.2	68.8	15.0	16.2
1930	44.7	26.5	28.8	41.6	64.8	16.1	19.1
1931	46.8	27.8	25.4	38.5	62.7	17.4	19.9
1932	39.0	32.6	28.4	28.7	58.2	20.7	21.1
1933	31.1	43.3	25.6	27.8	54.2	24.4	21.4
1934	39.7	39.2	21.1	28.4	57.2	22.1	20.7
1935	43.5	37.2	19.3	30.4	56.8	21.2	22.0
1936	40.1	33.5	26.4	32.3	58.1	19.4	22.5
1937	42.4	36.4	21.2	31.8	60.6	18.2	21.2
1938 2/	37.9	37.2	24.9	28.3	62.7	17.6	19.7

1/ See head note to table 3 and statistics in table 5. 2/ Preliminary.

Source: Compiled from official statistics of the Dept. of Trade and Commerce of Canada

The proportion of total Canadian exports taken by the United States remained fairly steady during most of the 1920-29 decade. The proportion from 1929 to 1931 was decidedly higher, after which there was a slump to a low of 31 percent in 1933, 14/ contrasting with an increase in the share of the United Kingdom, which resulted, partly at least, from the Ottawa Agreements of 1932 giving Canada increased preferences in the British market. A marked rise in the share of the United States in Canada's exports took place in 1934 and 1935; the figure for the latter year was 43½ percent. This rise was due partly to greatly increased shipments of gold to the United States and partly to the drought of 1934, which resulted in exceptionally large exports of foodstuffs and livestock feeds from Canada to this country. After 1935 the position of the United States in Canada's export trade was more stable, until 1938 when its share of total exports fell to 38 percent, largely because of a decline in exports of gold, 15/ agricultural products, whiskey, and nickel to this country. Rearmament in England and various other non-American countries meantime created strong demand for Canadian mine products.

14/ The variations in Canada's reported exports of alcoholic liquors to the United States have affected the percentages materially.

15/ Canada's production of gold did not decline but during part of the year, for special reasons, it sent out little domestic gold bullion but instead sent a large quantity of foreign gold coin and bullion, mainly to the United Kingdom. See special table on gold in the Monthly Summary of Trade of Canada for December 1938.

CHART II

SHARE OF THE UNITED STATES IN THE EXPORT TRADE OF CANADA

1928-1938

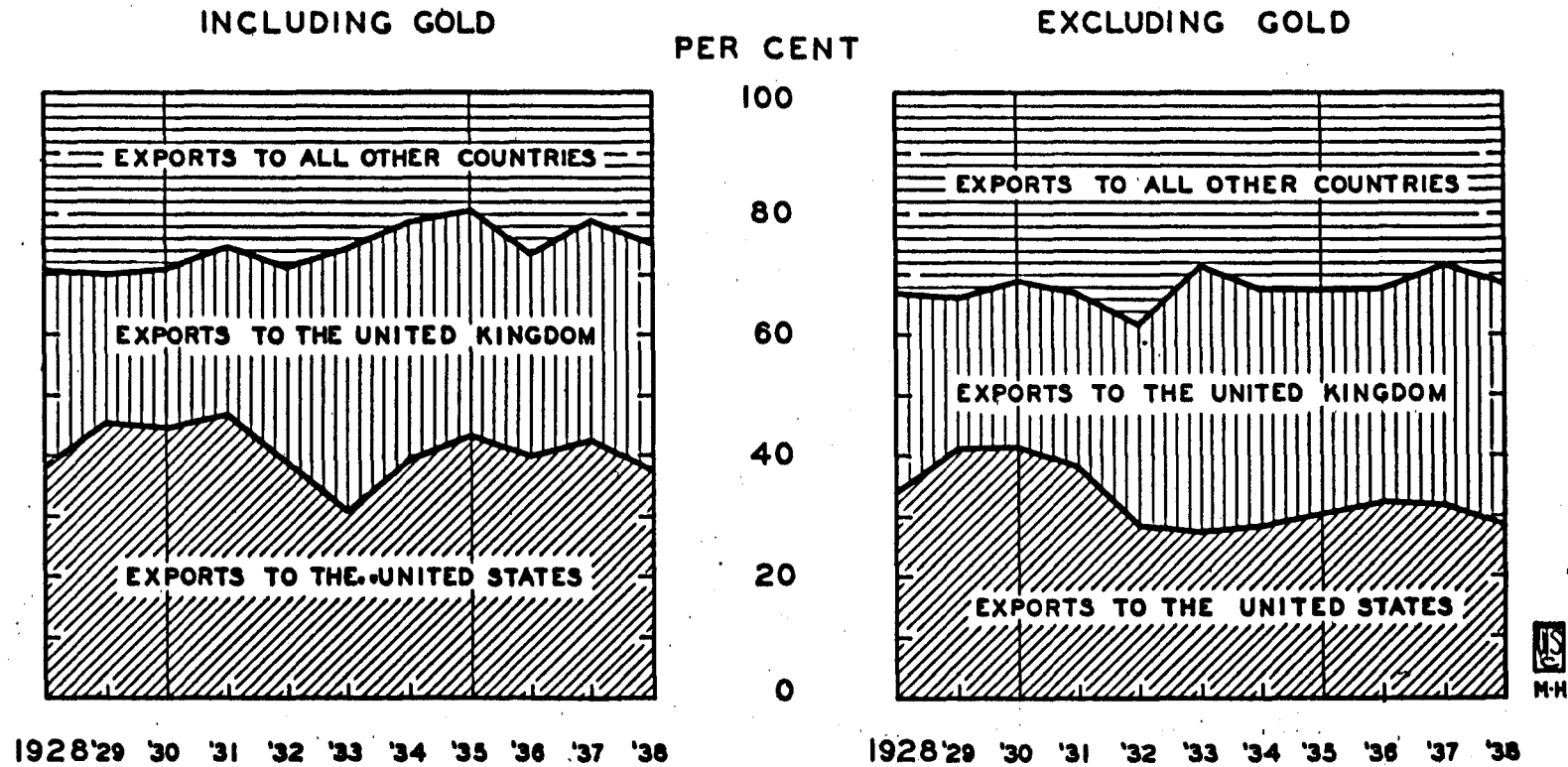
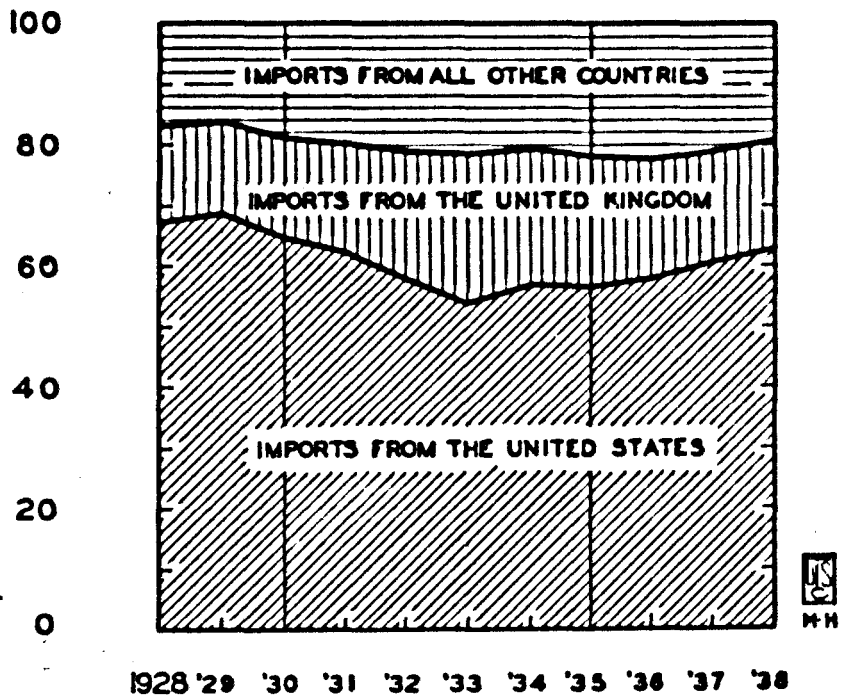


CHART III

SHARE OF THE UNITED STATES IN
THE IMPORT TRADE OF CANADA
1928-1938

PER CENT



The trend with respect to the position of the United States as a market for Canada's exports appears in somewhat different light when gold is excluded. Broadly speaking, the United States has received much more Canadian gold annually since 1930 than before. Excluding gold, most of which usually comes to this country, there was a sharper decline in exports to the United States after 1929 than appears when gold is included (see table 5); there was also a somewhat less marked increase from 1933 to 1937 (see chart II).

The proportion of total Canadian imports for consumption furnished by the United States varied little during the decade 1921-30, averaging about two-thirds. This ratio then fell sharply to a low of 54.2 percent in 1933. It rose in the next 2 years, before the trade agreement with the United States, and rose further under the trade agreement, reaching 62.7 percent in 1938 (see Chart III).

The decline in the proportion of the United States in the import trade of Canada between 1929 and 1933 may be attributed partly to the effect of the depression. Capital goods and luxuries, the demand for which is particularly affected by prosperity or depression, make up a larger proportion of Canada's imports from this country than of its imports from the United Kingdom or from most other countries. Consequently, the depression tended to reduce Canadian imports from the United States in exceptional measure. Moreover, for several years after 1929 there were marked changes, to the disadvantage of the United States, in Canada's tariff rates applicable to American products and to the products of competing British Empire countries. During part of the depression period the competition of the United States with the United Kingdom in the Canadian markets was unfavorably affected by the currency-exchange situation.^{16/}

The increase in the share of the United States in Canada's imports since 1933 has been due substantially to reversal of the factors above mentioned as having tended to reduce that share between 1929 and 1933. Business conditions in Canada improved down to 1937, enabling that country to buy more capital goods and luxuries. The exchange situation has become stabilized. The trade agreement of 1936 removed a large proportion of the increased tariff disadvantages to which American goods had been subjected between 1929 and 1933.

Balance of trade between the United States and Canada

The present situation, as well as the trend in recent years, as regards the relation between exports and imports in the merchandise trade with Canada appears very different when the statistics published by the United States are used as a basis than when the Canadian statistics are used. This disparity results chiefly from the fact, already mentioned, that in the United States statistics of merchandise trade gold and silver are excluded, whereas Canada treats exports of these metals, in nonmonetary form, if produced in that country, as exports of merchandise. Mainly for this reason the balance "favorable" to the United States in 1937 was 111 million dollars according to United States statistics and only 8 million dollars according to those published by Canada. As appears from table 5 there is generally less disparity in the size or trend of the balance when the Canadian export statistics are adjusted to the same basis as the American statistics.

^{16/} From September 1931 to about the middle of 1933 the share of Canada's imports supplied by the United States was also affected by the fact that the American dollar was at a considerable premium compared with the Canadian dollar, whereas the pound sterling was at a decided discount compared with the Canadian dollar. This relationship of currencies tended to make it more expensive for Canadians at that time to buy commodities in the American market than in the British market. Whereas previously the Canadian dollar had been of the same value as the American dollar and the pound sterling had been worth substantially \$4.87, during the period from October 1931 to June 1933 the average ratio of pound exchange to Canadian exchange for the United States dollar was about 4.08.

Table 5. - Balance of merchandise trade between the United States and Canada according to United States statistics and Canadian statistics, 1928-38

(In millions of dollars)

	1928	1929	1930	1931	1932	1933	1934	1935	1936	1937	1938 ^{1/}
	Canadian statistics (in Canadian dollars)										
Imports for consumption -----	825.7	893.6	653.7	393.8	263.5	217.3	293.8	312.4	369.1	490.5	424.8
Exports of Canadian and foreign goods -											
Merchandise including gold and silver of											
Canadian production ^{2/} -----	562.0	561.6	412.2	298.3	219.6	190.5	306.6	370.1	417.5	482.4	354.2
Excess of imports (+) or of exports (-) -	+263.7	+332.0	+241.5	+95.5	+43.9	+26.8	-12.8	-57.7	-48.4	+8.1	+70.6
Merchandise as defined by United States,											
excluding gold and silver -----	497.1	510.6	385.3	247.4	163.1	170.3	221.0	262.8	338.5	364.8	266.9
Excess of imports (+) or of exports (-) -	+328.6	+383.0	+268.4	+146.4	+100.4	+47.0	+72.8	+49.6	+30.6	+125.7	+157.9
Gold and silver exports -----	64.9	51.0	26.9	50.9	56.5	20.2	85.6	107.3	79.0	117.6	87.3
	United States statistics										
Exports, domestic and foreign ^{3/} -----	831.9	899.0	643.9	386.2	237.8	208.3	300.4	323.2	344.2	509.3	467.7
Imports, general -----	489.3	503.5	402.4	266.3	174.1	185.4	231.7	286.4	375.8	398.5	260.3
Excess of exports (+) or of imports (-) -	+342.6	+395.5	+241.5	+119.9	+63.7	+22.9	+68.7	+36.8	+8.4	+110.8	+207.4

^{1/} Preliminary.

^{2/} Not including gold and silver coins.

^{3/} Excluding, for years before 1935, exports of grain to Canada, which was mainly in transit for Europe, only small quantities being included in Canadian import statistics.

Note: Signs (+) and (-) are used to indicate that trade from the United States to Canada exceeds trade from Canada to the United States or vice versa.

Source: Compiled from official statistics of the U.S. Department of Commerce and the Department of Trade and Commerce of Canada.

According to Canadian statistics, including domestic gold bullion and related minor precious metal items with merchandise, there was an excess of imports from the United States over exports to this country (i.e., a so-called balance "favorable" to the United States) in each year from 1928 through 1933, but with a conspicuous downward trend after 1929. For each of the years 1934-36 the Canadian statistics show an excess of exports to the United States (a balance "favorable" to Canada), and in 1937 the excess of imports was very small although imports had increased greatly. Shipments of gold bullion to this country were particularly large during these 4 years. In 1938 the balance, according to Canadian statistics, became "favorable" to the United States to the extent of 71 million dollars.

Composition of United States-Canadian Trade

United States exports and imports by economic classes. - The exports of the United States to Canada are highly varied, comprising almost every class of manufactured goods, together with many kinds of crude materials, foodstuffs, and semi-manufactured articles. On the other hand, because of the less varied resources and industries of Canada, the imports from that country into the United States are less varied, and a limited number of commodities account for a large part of the total.

In 1937 crude materials accounted for 27.5 percent of the total exports to Canada, foodstuffs for 8.4 percent, semimanufactures for 15.0 percent, and finished manufactures for 49.1 percent (see table 6). Much the largest of the items of crude material exported to Canada are coal and cotton. The foodstuffs in the export trade are varied but fruits and vegetables predominate. The semimanufactures and finished manufactures are extremely varied in composition.

Second Trade Agreement with Canada

Table 6. - United States trade with Canada by economic classes, 1928-38

(Figures are for general imports of merchandise through 1933 and for imports for consumption thereafter; for exports they cover domestic merchandises only)

Year	In millions of dollars				Percent of total			
	Crude materials	Food-stuffs and beverages	Semimanufactures	Finished manufactures	Crude materials	Food-stuffs and beverages	Semimanufactures	Finished manufactures
Imports								
1928	70.0	92.8	146.1	180.4	14.3	19.0	29.8	36.9
1929	63.5	85.0	170.1	185.2	12.6	16.8	33.8	36.8
1930	52.3	62.0	126.6	161.5	13.0	15.4	31.5	40.1
1931	32.4	34.5	72.5	126.9	12.2	13.0	27.2	47.6
1932	16.4	20.2	43.2	94.3	9.4	11.6	24.8	54.2
1933	21.1	30.0	52.4	81.9	11.4	16.2	28.2	44.2
1934	21.1	58.2	57.8	90.2	9.3	25.6	25.4	40.1
1935	28.8	81.7	72.5	103.0	10.1	28.6	25.3	36.0
1936	39.7	131.9	90.8	115.2	10.5	34.9	24.0	30.6
1937	42.3	103.0	107.5	141.4	10.7	26.1	27.3	35.9
1938 ^{2/}	34.5	38.4	70.0	113.8	13.4	15.0	27.3	44.3
Exports ^{3/}								
1928	165.3	58.9	119.2	435.8	21.2	7.6	15.3	55.9
1929	174.5	61.8	130.9	485.5	20.5	7.2	15.3	57.0
1930	139.9	49.5	94.4	328.9	22.8	8.1	15.4	53.5
1931	94.9	31.0	55.3	186.2	25.8	8.4	15.1	50.7
1932	73.3	17.5	33.6	100.5	32.6	7.8	14.9	44.7
1933	70.9	14.9	31.7	78.2	36.2	7.6	16.2	40.0
1934	104.5	18.9	43.8	117.3	36.7	6.6	15.4	41.2
1935	105.1	20.8	46.7	135.6	34.1	6.7	15.2	44.0
1936	116.0	26.2	52.9	173.8	31.5	7.1	14.3	47.1
1937	135.2	41.0	73.8	241.5	27.5	8.4	15.0	49.1
1938 ^{2/}	110.6	75.0	52.9	214.4	24.4	16.6	11.7	47.3

^{1/} Including whiskey (no reported imports in earlier years) to the value of \$4,717,000 in 1933; \$16,020,000 in 1934; \$14,004,000 in 1935; \$28,284,000 in 1936; \$21,306,000 in 1937, and \$10,593,000 in 1938.

^{2/} Preliminary. ^{3/} Excluding grain in transit (foodstuffs group) down through 1934.

Source: Compiled from official statistics of the Dept. of Trade and Commerce of Canada.

From the high figures of 1928 and 1929 each of the major economic classes showed a great decline in value of exports to Canada down through 1933, the low year for all four classes. Exports of finished manufactures in 1933 were less than one-sixth as great in value as in the peak year 1929. In all classes, fall in prices accounted for a considerable part of the decline, but this factor was probably less important for finished manufactures than for the other classes. In all four of the groups there was marked recovery between 1933 and 1935, even before the reduction in Canadian duties by the 1936 agreement. For finished manufactures the increase between these two years was more than 73 percent. During the first two years under the 1936 trade agreement all four classes of exports showed marked increases; for finished manufactures the increase for 1937 over 1935 was 78 percent. In 1938 three of the four economic classes recorded a decline in exports to Canada, but the poor Canadian harvest of 1937 resulted in exceptionally large exports of foodstuffs to Canada in 1938.

The proportions of the several economic classes in the merchandise imports from Canada have varied greatly in recent years, and no one year can be considered representative. The variations have been due principally to changes in the imports of foodstuffs and beverages and in turn have been brought about largely by variations in crop conditions in the United States and by repeal of prohibition. Particularly conspicuous was the drop in the relative importance of foodstuffs and beverages in United States imports from Canada in 1938, when in addition to the great decline in imports of agricultural products the imports of whiskey fell off one-half

as compared with 1937, partly by reason of the depletion of stocks of aged whiskey in Canada and partly because of the increased production of such whiskey in the United States.

Pulpwood, wood pulp, and newsprint paper are dominant factors in the imports from Canada of the economic classes of crude materials, semimanufactures, and finished manufactures, respectively. In particular, the great bulk of the imports from Canada of commodities classed as finished manufactures consists of newsprint paper. Furthermore, a considerable fraction of the imports of the group of finished manufactures consists of noncommercial items, such as United States products returned, household and personal effects, and articles temporarily imported. When paper materials, paper, and these noncommercial items are all excluded, the relative importance of the four economic classes presents a materially different picture (see table 7). Thus in 1937 on this basis crude materials represented about 13 percent of imports from Canada, foodstuffs and beverages 45 percent, semimanufactures 32½ percent, and finished manufactures 9½ percent. Particularly by reason of changes in the imports of beverages and foodstuffs, however, the ratios computed on this basis have varied greatly in different years.

Table 7. - United States imports from Canada, by economic classes, distinguishing pulpwood, wood pulp, and newsprint paper, and principal noncommercial items, from other commodities, 1935, 1937

(Values in millions of dollars)							
Economic class	Imports from Canada		Percent of total imports		Percent of total imports other than pulpwood, wood pulp, newsprint, and principal noncommercial items		
	1935	1937	1935	1937	1935	1937	
A. Crude materials:							
Pulpwood	7.8	12.4	2.7	3.1	-	-	
Other commodities	21.0	29.9	7.3	7.6	12.3	13.1	
B. Foodstuffs and beverages	81.7	103.0	28.6	26.1	47.8	44.9	
C. Semimanufactures:							
Wood pulp	22.7	33.0	7.9	8.4	-	-	
Other commodities	49.8	74.5	17.4	18.9	29.1	32.5	
D. Finished manufactures:							
Newsprint paper	72.2	109.5	25.2	27.8	-	-	
Principal noncommercial items ^{1/}	12.4	10.1	4.3	2.6	-	-	
Other commodities	18.4	21.8	6.6	5.5	10.8	9.5	
Grand total	286.1	394.2	100.0	100.0			
Pulpwood, wood pulp and newsprint	102.7	154.9	35.9	39.2	-	-	
Principal noncommercial items ^{1/}	12.4	10.1	4.3	2.6	-	-	
Other commodities	171.0	229.2	59.8	58.2	100.0	100.0	

^{1/} Household and personal effects; articles temporarily imported; certain United States products returned. See table 31, appendix.

Source: Compiled from official statistics of the U.S. Department of Commerce.

United States exports and imports by commodity group. - Table 8 summarizes the trade of the United States with Canada according to the commodity groups distinguished by the Department of Commerce.^{17/} In exports to Canada all of the groups showed far lower figures in 1933 than in 1929; all but the minor group of edible animal products showed some degree of recovery in 1935; all showed increases in 1937 over 1935, some of these increases being very marked. In most of the groups exports to Canada in 1938 (not shown in table 8, as precise figures are not available) were smaller than in 1937 but those comprising food products were a conspicuous exception.

The most notable feature of this table as regards imports from Canada is the dominance in all years of the group of wood and paper, in which fall the three big items of pulpwood, wood pulp, and newsprint. As in the case of exports, all of the groups of imports from Canada showed a marked decline in value in 1933 as compared with 1929. Of the more important commodity groups the greatest relative drop was in the group of edible animals and animal products; the drop was in part due to increases in United States tariff rates affecting that group. Imports in all of the groups, except textiles, increased between 1933 and 1935; all of them except "miscellaneous" showed increases in 1937 over 1935, but several, notably the two food groups, recorded declines in 1938. The sharp variations in imports of the group of vegetable food products and beverages in recent years have been largely due to exceptional causes already mentioned in the discussion of the trade by economic classes.

^{17/} See appendix tables 31 and 33, showing similar statistics for major subgroups or individual commodities.

Table 8. - United States trade with Canada, by commodity groups, 1929, 1933, 1935-37

Commodity group	Value in thousands of dollars					Percent of total				
	1929	1933	1935	1936	1937	1929	1933	1935	1936	1937
Domestic exports 1/										
Total	852,719	195,591	308,156	368,889	491,489	100.0	100.0	100.0	100.0	100.0
00. Animals and animal products edible —	10,601	1,595	1,593	2,526	2,217	1.2	0.8	.5	.7	.5
0. Animals and animal products inedible	23,229	5,186	7,393	8,610	7,904	2.7	2.7	2.4	2.3	1.6
1. Vegetable food products and beverages ^{3/}	51,250	13,208	19,245	23,614	38,691	6.0	6.8	6.2	6.4	7.9
2. Vegetable food products, inedible	18,444	7,689	9,004	11,303	11,295	2.2	3.9	2.9	3.1	2.3
3. Textile fibers and manufactures	62,676	16,456	24,300	28,037	30,396	7.3	8.4	7.9	7.6	6.2
4. Wood and paper	39,180	7,307	10,462	13,049	17,882	4.6	3.8	3.4	3.5	3.6
5. Nonmetallic minerals	180,623	70,400	98,821	109,199	130,935	21.2	36.0	32.1	29.6	26.6
6. Metals and manufactures	131,842	14,324	30,294	36,012	61,432	15.5	7.3	9.8	9.8	12.5
7. Machinery and vehicles	264,807	32,346	70,725	94,399	139,636	31.0	16.5	23.0	25.6	28.4
8. Chemicals and related products	25,268	11,758	16,608	18,489	23,192	3.0	6.0	5.4	5.0	4.7
9. Miscellaneous	44,799	15,322	19,711	23,651	27,909	5.3	7.8	6.4	6.4	5.7
Imports 2/										
Total	503,496	185,409	286,112	377,553	394,242	100.0	100.0	100.0	100.0	100.0
00. Animals and animal products edible —	46,443	9,714	18,493	28,430	35,569	9.2	5.2	6.5	7.5	9.0
0. Animals and animal products inedible	28,193	7,145	11,036	16,004	13,708	5.6	3.9	3.8	4.2	3.5
1. Vegetable food products and beverages ^{3/}	38,325	20,255	63,235	103,443	67,478	7.6	10.9	22.1	27.4	17.1
2. Vegetable food products, inedible	5,342	965	1,484	3,067	3,053	1.1	.5	.5	.8	.8
3. Textile fibers and manufactures	4,686	2,412	2,237	3,340	2,815	.9	1.3	.8	.9	.7
4. Wood and paper	245,139	99,164	123,412	148,543	185,003	48.7	53.5	43.1	39.4	46.9
5. Nonmetallic minerals	20,734	7,481	10,558	15,085	19,900	4.1	4.0	3.7	4.0	5.0
6. Metals and manufactures	64,658	17,409	26,832	32,651	35,450	12.9	9.4	9.4	8.6	9.0
7. Machinery and vehicles	6,259	514	2,933	2,519	4,183	1.2	.3	1.0	.7	1.1
8. Chemicals and related products	13,641	6,919	9,701	10,254	12,244	2.7	3.7	3.4	2.7	3.1
9. Miscellaneous	30,076	13,431	16,191	14,217	14,839	6.0	7.3	5.7	3.8	3.8

1/ Excluding grain in transit for Europe in 1929 and 1933.

2/ Imports for consumption, except in 1929 and 1933, when they are for general imports.

3/ Including whiskey (no reported imports in earlier years) to the value of \$4,717,000 in 1933; \$14,004,000 in 1935; \$28,284,000 in 1936; and \$21,306,000 in 1937.

Source: Compiled from official statistics of the U.S. Department of Commerce.

Imports into Canada from the United States by commodity groups. - In table 9 are presented statistics of Canadian imports from the United States, classified according to the commodity groups distinguished by Canada.^{18/} The percentages for 1937 are shown graphically in chart IV, together with the share of the United Kingdom in Canadian imports.

Canada, being a great agricultural country, is naturally not a large importer of most agricultural products. It does, however, import large quantities of some such products for which its climate is less adapted. Since, broadly speaking, the farm products of the United States are similar to those of Canada, the share of this country in supplying total Canadian imports of agricultural commodities is not so high as its share in supplying most mineral and manufactured products. However, the largest single item of importation into Canada from the United States is raw cotton (4 percent of the total imports from this country in 1937), and of cotton this country is the dominant supplier. The imports of fruits from the United States are also large. By exception there were fairly large imports of wheat, corn, and other grains into Canada from the United States in 1938, following poor harvests in Canada in 1937.

Metal manufactures dominate in the imports into Canada from the United States. The two Canadian statistical groups of iron and its products and nonferrous metals and their products, which together include machinery, vehicles, and electrical apparatus, accounted for imports into Canada from the United States in 1937 to a value of \$205,000,000, or over two-fifths of the total imports of all commodities from this country. The group of nonmetallic minerals also ranks high, especially because of Canada's large imports of coal and crude petroleum.

The share of the United States in supplying Canada's imports of most groups and subgroups of mineral, forest, and manufactured products is high, usually over three-fifths, in some cases over nine-tenths. The proportion is much lower, however, with respect to textile manufactures, in which American producers have to compete with the highly developed industry of the United Kingdom, which enjoys marked tariff preferences in the Canadian market.

The imports into Canada from the United States of every commodity group were smaller in 1935 than in the fiscal year ended March 1930, the decrease in many cases being much over 50 percent. On the other hand, all the groups showed larger imports in 1937 than in 1935, the increase in many cases being marked (see also table 12). All the groups except vegetable food products and "miscellaneous" recorded declines in 1938.

^{18/} For statistics of Canada's imports from the United States distinguishing major subgroups and certain individual commodities, see tables 32 and 39, appendix.

Table 9. - Canada's imports from the United States, by Canadian commodity groups ^{1/}, 1930, 1935-38

(Values in thousands of Canadian dollars)

Commodity group	Fiscal	Calendar years				Percent	U.S.
	year ended March 1930-	1935	1936	1937	1938 ^{2/}	of total 1937	share of total 1937
1. Agricultural and vegetable products:							
A. Mainly food —	59,170	18,927	24,227	29,300	35,293	6.0	31.2
B. Other than food:	39,578	11,895	11,842	15,116	11,670	3.1	27.9
2. Animals and animal products —	37,388	10,354	12,084	12,558	10,795	2.6	39.8
3. Fibers, textiles, and textile products —	71,998	30,078	35,279	39,050	30,168	8.0	33.9
4. Wood, wood products and paper —	51,740	17,027	21,438	27,470	26,405	5.6	80.8
5. Iron and its products —	279,132	86,474	108,428	173,865	134,844	35.4	82.4
6. Nonferrous metals and their products:	78,738	23,411	24,277	31,142	24,365	6.3	66.2
7. Nonmetallic minerals and their products:	149,294	77,133	85,904	104,665	91,923	21.3	76.7
8. Chemicals and allied products —	26,982	17,459	18,532	22,502	22,334	4.6	60.2
9. Miscellaneous commodities —	53,422	19,659	27,131	34,854	36,958	7.1	72.5
Total imports (merchandise)	847,442	312,417	369,141	490,522	424,755	100.0	60.6

^{1/} Tables 9 and 12 of part I and tables 32, 33, and 39 of the appendix, follow the commodity groups used in the official statistics of Canada. The commodity groups used in tables 17, 20, and in tables 44 and 45 of the appendix, differ from the official Canadian groups, various shifts having been made in order to make the groups correspond more closely with those distinguished in United States statistics.

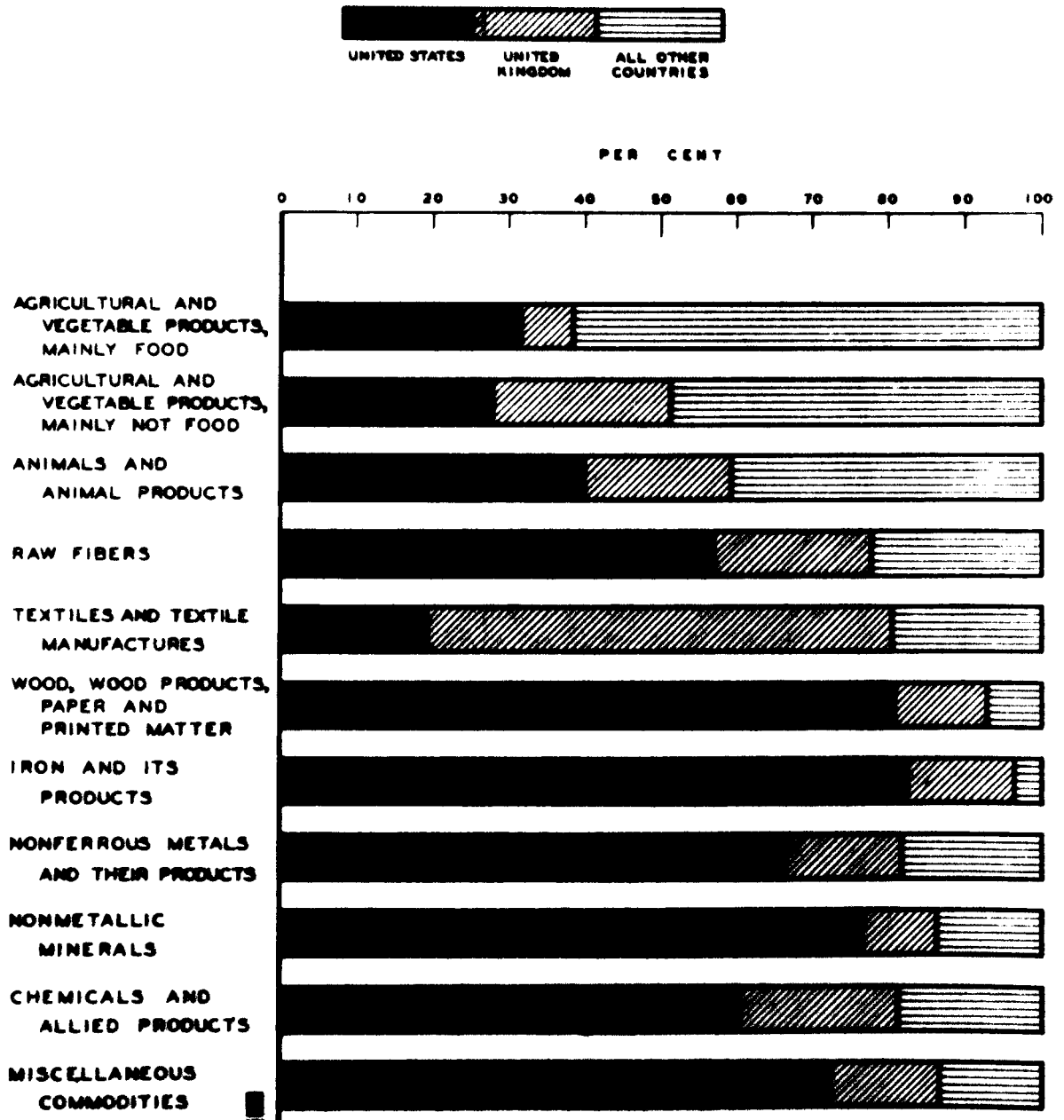
^{2/} Preliminary.

Source: Compiled from official statistics of the Dept. of Trade and Commerce of Canada.

CHART III

SHARE OF THE UNITED STATES AND THE UNITED KINGDOM IN CANADIAN IMPORTS

BY COMMODITY GROUPS
1937



American and Canadian statistics of free and dutiable imports

Table 10 shows the total values of free imports and of dutiable imports, respectively, into the United States from Canada for a long series of years, together with the percentage which entered free of duty. The figures for 1922 to 1928 have been adjusted as stated in footnote 1. It also shows imports into Canada from the United States by Canadian fiscal years down through 1935 and for the calendar years 1935-37. It may be noted that the free imports of each country from the other include a considerable value of goods which are essentially noncommercial; if these were excluded the proportion of imports admitted free of duty, by each country from the other, would be appreciably lower. ^{19/}

Table 10. - Trade in merchandise between the United States and Canada, distinguishing free and dutiable imports, 1910-37

(Values in millions of dollars; Canadian figures in Canadian dollars)

Year ^{1/}	United States imports :			Fiscal year ended March 31	Canadian imports of merchandise (for consumption) from the U.S.		
	of merchandise from Canada ^{2/}	Free	Dutiable		Free	Dutiable	Percent free ^{3/}
1910-14 average	63.8	53.4	54.4	1910-14 average	132.8	198.9	40.0
1915-18 average	231.5	48.2	82.8	1915-19 average	266.1	309.2	46.2
1919	438.9	55.8	88.7	1920	301.4	499.7	37.6
1920	541.1	70.8	88.4	1921	312.2	544.0	36.5
1921	287.8	47.6	85.8	1922	203.9	312.1	39.5
1922	290.4	73.6	79.8	1923	208.8	332.2	38.6
1923	320.4	95.6	77.0	1924	245.4	355.9	40.8
1924	309.6	89.5	77.6	1925	222.8	287.0	43.7
1925	349.1	105.1	76.9	1926	270.6	338.0	44.5
1926	371.2	104.7	78.0	1927	294.3	392.7	42.8
1927	359.5	115.5	75.7	1928	302.8	416.1	42.1
1928	377.3	112.0	77.1	1929	344.2	523.8	39.7
1929	389.2	114.3	77.3	1930	324.1	523.3	38.2
1930	325.2	77.2	80.8	1931	224.8	359.6	38.5
1931	217.9	48.4	81.8	1932	122.1	229.6	34.7
1932	145.0	29.1	83.3	1933	88.7	143.8	38.2
1933	129.9	55.5	70.1	1934	98.2	140.0	41.2
1934	148.5	78.8	65.4	1935	122.5	181.1	40.3
1935	174.4	111.7	60.9	Calendar year			
1936	200.3	177.2	53.1	1935	125.1	187.3	40.0
1937	238.0	156.2	60.4	1936	146.8	222.3	39.8
				1937	200.1	293.4	40.8

^{1/} For 1910 to 1918 fiscal years ended June 30; thereafter calendar years. The figures from 1922-28, as originally published, counted all imports of wheat as dutiable, although as a matter of fact the great bulk of it was milled in bond and no duty collected. The figures have been adjusted in this table to count the wheat for milling in bond as free, the figures being available from a supplementary table of the Statistical Abstract of the United States for 1931, p. 498.

^{2/} General imports down through 1933, imports for consumption thereafter.

^{3/} These percentages since 1933 are much affected by the dutiable whiskey imports (none previously reported) which were in the successive years the following amounts, in millions of dollars: 1933, 4.7; 1934, 16.0; 1935, 14.0; 1936, 28.3; 1937, 21.3 (1938, 10.6). Excluding whiskey the proportion of imports from Canada free of duty in the years 1933-37, respectively, was 71.9 percent, 70.3 percent, 64.1 percent, 57.4 percent and 63.8 percent; these figures are more appropriately comparable with the percentages for previous years than those in the table.

Source: Compiled from official statistics of the U.S. Department of Commerce and the Department of Trade and Commerce of Canada.

^{19/} See tables 30-33 and 37-39, appendix.

This table, of course, furnishes a very inadequate basis for judging the relative liberality of the tariff policies of the two countries toward each other. The fact that the proportion free is much higher in the imports into the United States from Canada than in the imports into Canada from the United States is largely due to difference in the nature of the commodities moving in the two directions. Especially in recent years the free lists of both countries have been confined substantially to commodities, mostly crude or only simply manufactured, which are either not competitive with domestic products or the importation of which is commonly considered desirable as a supplement to domestic supplies which are inadequate or not favorably situated geographically. By reason of the nature of the respective resources and industries of the two countries, commodities of this character bulk larger in United States imports from Canada than in Canada's imports from this country, a large proportion of which consists of advanced manufactures.

Moreover, the changes in the ratio of free to dutiable imports following changes in tariffs - shifts from free to dutiable and vice versa, and changes in rates of duty - afford no measure of the extent to which tariff barriers have been raised or lowered. For example, the imposition of a duty on a formerly free article may greatly reduce the imports of it. Many factors having nothing to do with tariffs cause variations in the relative importation of different commodities.^{20/}

Notwithstanding the shift of several items of importance to the dutiable list by the Hawley-Smoot Tariff Act of 1930, the proportion free in the imports into the United States from Canada was higher for 2 or 3 years after that act than before. The primary reasons for this increase were the fact that the demand of the American market for the duty-free Canadian paper materials and newsprint paper was less affected by the depression than the demand for most other commodities and that increased rates of duty had a severely repressive effect on the imports of various dutiable articles from Canada. The proportion free of duty in 1934 and 1935 was much lower than in any previous year since before the World War, this being attributable chiefly to the exceptionally large imports of certain dutiable agricultural products as the result of the drought of 1934, ^{21/} and to the imports of whiskey (dutiable), which did not appear in the recorded statistics during the prohibition period. The same causes, together with reduction in tariff duties by the 1936 agreement, with resultant increase in dutiable imports, brought the proportion of free imports in 1936 down even below the pre-war average; it rose again considerably in 1937. If whiskey be excluded the proportion free in 1937 was 64 percent as compared with an average of 74 percent from 1925 to 1929. In 1938 (precise figures not yet available) the sharp reduction in imports of foodstuffs and of whiskey brought a marked increase in the proportion of the imports from Canada which entered free of duty.

As already pointed out, paper materials and newsprint paper, which are duty free, are a dominant factor in total United States imports from Canada. ^{22/} In 1937 the total value of free imports from Canada was 238 million dollars, of which 155 million dollars was accounted for by pulpwood, wood pulp, and newsprint paper. Excluding these three items (from the totals and from the free imports) 34.7 percent of the imports from Canada were free of duty in 1937; and of these free imports which amounted to 83 million dollars, noncommercial items accounted for 10 million dollars.

Since 1910 the proportion of Canadian imports from the United States which entered free of duty has ranged from about 35 to about 45 percent (not taking the war years into consideration when the proportion became somewhat higher). No definite trend in this proportion can be observed. In particular the effects of Canada's various measures (especially between 1929 and 1932) transferring articles from the free list to the dutiable list, under the "general" tariff then applicable to American goods, cannot be traced from these statistics, presumably chiefly because of the repressive effect of such transfers on the quantity of the several articles imported. A considerable number of articles which were dutiable in

^{20/} These causes are more fully set forth on p. 4, footnote 9, and p. 11, footnote 13.

^{21/} Certain quantities of feedstuffs for animals, ordinarily dutiable, were admitted free to meet the needs of farmers during 1934 and 1935; the value of these emergency free imports in 1935 was \$631,000.

^{22/} Table 34, appendix, distinguishes pulpwood, wood pulp and newsprint paper from other free commodities in total imports; table 37, appendix, makes a similar distinction in the imports by economic classes.

Canada in 1935, when imported from the United States, have since been made free as the result either of provisions of the 1936 trade agreement or of Canadian legislation. The effects of this action can also scarcely be traced from the statistics.

Free and dutiable imports by classes and groups. - The proportion of imports into the United States from Canada entering free of duty varies greatly as among the four economic classes distinguished in the United States statistics. Thus in 1937, of the class of crude materials, 80.9 percent entered free, and the corresponding proportion for the class of semimanufactures was 55.0 percent, and for that of finished manufactures 94.2 percent. In sharp contrast the imports of foodstuffs and beverages are nearly all dutiable, the proportion free in 1937 being only 11.0 percent (mainly sea herring, smelts, lobsters, and breeding stock). The relatively high proportion of free goods in the first three economic groups just mentioned is due to the fact that pulpwood is included in the class of crude materials, wood pulp in the semimanufactures, and newsprint paper in the finished manufactures. If these three products are excluded from these classes, respectively, the proportion of the imports from Canada which entered free of duty in 1937 appears as follows: For crude materials, 21.8 percent; for semimanufactures, 35.0 percent; and for finished manufactures, 13.7 percent. 23/

Table 11 shows for the years 1929, 1935, and 1937 the proportion free in the imports into the United States from Canada of each of the 11 commodity groups. 24/ In several of the groups, marked changes occurred in the ratio of free to dutiable imports between 1929 and the later years shown. These changes resulted not only from shifts from the free to the dutiable list and the less important shifts in the opposite direction, but also from the repressive effect of the increase of duties, after 1929, and the many and often marked changes in the relative importance of commodities in the trade resulting from causes having nothing to do with tariffs, such as changes in commodity prices, varying crop conditions in the United States, and the repeal of prohibition. 25/

Table 11. - United States imports from Canada: Percentage free of duty, by commodity groups, 1929, 1935, 1937

Commodity group	1929	1935	1937
00. Animals and animal products, edible -----	14.2	22.3	14.2
0. Animals and animal products, inedible -----	92.4	62.4	63.6
1. Vegetable food products and beverages -----	45.9	10.6	9.4
2. Vegetable products, inedible -----	23.7	46.3	20.3
3. Textile fibers and manufactures -----	37.3	49.4	46.7
4. Wood and paper:			
(a) Pulpwood, wood pulp, and newsprint -----	100.0	100.0	100.0
(b) Other -----	93.9	52.1	37.6
5. Nonmetallic minerals -----	84.7	92.3	89.4
6. Metals and manufactures -----	56.7	33.8	19.4
7. Machinery and vehicles -----	84.9	88.5	86.1
8. Chemicals and related products -----	75.1	66.7	79.7
9. Miscellaneous:			
(a) Principal noncommercial items -----	100.0	100.0	100.0
(b) Other -----	32.6	29.1	33.0

Source: Compiled from official statistics of the U.S. Department of Commerce.

23/ See tables 35, 36, and 37, appendix.

24/ The actual values of the free and dutiable imports in these years, by commodity groups, are given in table 38, appendix.

25/ See p. 4, footnote 9, and p. 11, footnote 13.

Table 12 shows the proportion free in Canada's imports from the United States in three selected fiscal years, classified according to the commodity groups distinguished by the Canadian statistics. ^{26/} It is difficult to draw significant conclusions regarding changes in Canadian tariffs from the changes in these percentages. Canada transferred many commodities from the free to the dutiable list (when imported from the United States) between 1929-30 and 1934-35, but the repressive effect of the increases in duties made during this period on the dutiable imports obscures the effect of these shifts except in the case of coal, anthracite having been made dutiable after 1929-30. On the other hand, the trade agreement of 1936 brought about a limited number of transfers from the Canadian dutiable list to the free list; but the stimulation of imports of dutiable goods following the reduction in many duties by the agreement makes it impossible to trace the influence of these shifts.

Table 12. - Canada's imports from the United States: Percentage free of duty, by Canadian commodity groups ^{1/}, with major subgroups and commodities, for specified fiscal years

Group, subgroup, or commodity	April 1929- March 1930	April 1934- March 1935	April 1936- March 1937
Grand total	39.2	40.3	39.9
1. Agricultural and vegetable products			
A. Mainly food	32.2	15.4	20.7
B. Other than food:			
Crude rubber (India)	100.0	100.0	100.0
All other	71.7	53.3	44.0
2. Animals and animal products	48.7	53.0	59.6
3. Fibers, textiles, and textile products			
Raw cotton, including linters	100.0	100.0	100.0
Raw silk and vegetable fibers other than cotton	100.0	100.0	100.0
All other (mainly manufactures)	16.9	27.1	24.6
4. Wood, wood products and paper	39.1	38.7	46.3
5. Iron and its products	15.2	18.6	22.6
6. Nonferrous metals and their products	24.7	34.8	21.6
7. Nonmetallic minerals and their products:			
Coal and products	55.3	5.7	8.0
Petroleum, asphalt, and products	79.3	82.3	81.9
All other (clay, glass, stone, etc.)	40.6	53.2	55.0
8. Chemicals and allied products	47.0	35.9	33.9
9. Miscellaneous commodities:			
Principal noncommercial items ^{2/}	100.0	100.0	100.0
Tourists' purchases ^{3/}	-	-	100.0
All other	26.1	24.9	27.4

^{1/} See table 9, footnote 1.

^{2/} Canadian containers returned; Canadian goods returned; articles temporarily imported for exhibition; and settlers' effects.

^{3/} Up to \$100 per person; not shown separately in statistics for 1929-30 or 1934-35.

Sources: Compiled from official statistics of the Dept. of Trade and Commerce of Canada.

^{26/} For absolute figures of free and dutiable imports see table 39, appendix.

Canadian tariff treatment of American, other non-British, and British goods

Table 13 shows statistically the differences in the treatment of imports into Canada from the United States, from other non-British countries, and from the British Empire. ^{27/} The figures for imports from the British Empire are more significant when alcoholic beverages are excluded; these are subject to high duties and the United States is unimportant as a source of imports.

Because of the wide differences in the composition of the imports from the several sources, and also because of the tendency of high duties to repress imports, it is difficult to draw significant conclusions as to Canadian tariff policy by comparing the percentage free, or the average ad valorem equivalents, on imports from the United States with those on imports from other non-British countries. ^{28/} Before the 1936 agreement the tariff policy of Canada toward the United States was less liberal than that toward most other important non-British countries; yet even at that time the composition of the trade brought it about that the proportion free was higher, and the average ad valorem equivalent of the duties lower, on imports from this country than on imports from other non-British countries. On the other hand, especially when alcoholic beverages are excluded, the proportion free is much lower, and the average ad valorem rates much higher, for imports from the United States than for imports from the British countries. Thus, in 1937 the average ad valorem equivalent of the duties on imports from the United States, on the basis of total imports, was 14.3 percent, and the corresponding figure for imports, other than alcoholic beverages, from British countries was 8.6 percent. These disparities are due largely, if not wholly, to the preferential system, under which a large proportion of all British commodities enter at lower rates than the same American commodities, or enter free when those from the United States are dutiable. The disparities were much more marked in the later years shown in the table than in 1929-30.

The average ad valorem equivalents of the Canadian duties on imports from the United States were substantially the same in the fiscal year 1937, after the first trade agreement, as in the fiscal year 1930, whether calculated on the basis of total imports or on that of dutiable imports only. This does not necessarily mean that if the averages were computed according to a proper weighting system (i.e., using the same quantities or values in both years as weights for the several rates of duty) the rates in effect in the latter year would have averaged substantially the same as in the former, although it is probable that, roughly speaking, this was actually the case.

^{27/} See table 40, appendix, showing, for the imports into Canada from each of these three sources, to what extent the duty-free status of the free imports results from the application of the general tariff, of the intermediate tariff, and of the British preferential tariff, respectively; and also what amounts of the dutiable imports are dutiable at the rates of these three tariffs, respectively

^{28/} See p. 4, footnote 9.

Second Trade Agreement with Canada

Table 13. - Canada's imports and the amount of duties thereon in the trade with the United States, other non-British countries, and British countries, for fiscal years 1930, 1935, 1937

(Values in millions of Canadian dollars)

Fiscal years ended March 31	Total imports	Free imports	Dutiable imports	Amount of duty	Percent free	Ratio of amount of duty to -	
						Total imports	Dutiable imports
United States							
1930	847.4	324.1	523.3	122.1	38.2	14.4	23.3
1935	303.6	122.5	181.1	49.6	40.3	16.3	27.4
1937	393.7	157.0	236.7	56.3	39.9	14.3	23.8
Other non-British countries							
1930	148.1	43.0	105.1	32.2	29.0	21.7	30.6
1935	62.6	21.1	41.5	13.7	33.7	21.9	33.0
1937	80.0	34.0	46.0	12.4	42.5	15.5	27.0
Excluding free corn ^{1/}	72.0	26.1	46.0	12.4	36.2	17.2	27.0
British countries total							
1930	252.7	61.9	190.8	42.8	24.5	16.9	22.4
1935	156.2	77.6	78.6	19.4	49.7	12.4	24.7
1937	198.2	110.9	87.3	21.5	56.0	10.8	24.6
Alcoholic beverages							
1930	37.9	-	37.9	18.2	-	48.0	48.0
1935	12.8	-	12.8	5.2	-	40.6	40.6
1937	6.4	-	6.4	5.1	-	79.7	79.7
Other commodities							
1930	214.8	61.9	152.9	24.6	28.8	11.5	16.1
1935	143.4	77.6	65.8	14.2	54.1	9.9	21.6
1937	191.8	110.9	80.9	16.4	57.8	8.6	20.3

^{1/} The increase in the value of free imports from "other non-British" countries in 1936-37 over 1934-35, and the increase in the proportion free of duty, were largely due to the exceptional imports of corn free of duty from Argentina in the later year. "Indian corn, n.o.p." is regularly dutiable but, owing to the drought in Canada in 1936, the Government temporarily admitted (from Sept. 24, 1936, to Dec. 31, 1936) such corn free of duty. The total imports of duty-free corn (corn for the manufacture of starch being regularly free) from Argentina amounted to \$226,000 in 1934-35 and to \$7,913,000 in 1936-37.

Sources: Compiled from official statistics of the Dept. of Trade and Commerce of Canada.

PART II. THE TRADE AGREEMENT OF 1936

On November 15, 1935, the United States and Canada signed a trade agreement, made on behalf of this country in accordance with the Trade Agreements Act of 1934. This agreement went into effect January 1, 1936, and in this report is referred to as the 1936 agreement.^{1/}

Concessions^{2/} granted by the United States

The United States in the 1936 agreement obligated itself to continue to give to Canadian goods entering the United States the most favorable tariff treatment granted to any other country, with the usual reservations respecting special advantages given by this country to Cuba and to the Philippines and other outlying American possessions. This provision, however, did not change the tariff treatment of any article imported from Canada.

The duty reductions made by the United States in this first agreement^{3/} (including those subject to quotas) applied to commodities of which the imports from Canada in 1937 were valued at 69 million dollars, or 44 percent of the total dutiable imports from Canada. The commodities on which existing rates of duty were bound against increase covered trade valued at 7.3 million dollars from Canada, and the free entry bindings related to commodities with a trade value of 181 million dollars, or 76 percent of the total free imports from Canada.^{4/}

As a safeguard for domestic producers, several of the reductions in duty made by the United States under the 1936 agreement were subject to quota limitations (of the type technically known as tariff quotas); that is to say, the reduced duties applied only to specified quantities of imports, any entries in excess of which remained subject to the statutory rates. The commodities covered by these quota provisions were cattle of the heavier weight bracket, calves, dairy cows, cream, seed potatoes, and lumber of Douglas fir and Western hemlock. The value of the imports of these commodities from Canada in 1937 was about 16½ million dollars.

As regards volume of trade affected, the most important single duty reduction made by the United States in the 1936 agreement was that on whiskey, the imports of which from Canada in 1937 were valued at more than 21 million dollars (the figure fell in 1938, however, to 10.6 millions). The duty and revenue tax on all lumber and timber were reduced; as already stated, the concession on Douglas fir and Western hemlock was qualified by a quota provision. A concession was also made on maple, birch, and beech flooring. Among the agricultural commodities on which the United States reduced duties without providing quota limitations were cheddar cheese, live and dressed poultry (not including dressed turkeys), horses valued at more than \$150 per head, maple sugar, apples, blueberries, grass seeds, turnips, and hay. Duty reductions of importance on fishery products covered fresh or frozen halibut, salmon, fresh swordfish, and certain species of lake fish; pickled or salted salmon; and certain classes of smoked herring. Other major reductions of duty related to acetic acid, vinyl acetate and synthetic resins thereof, crude feldspar, lime, firebrick, ferromanganese, ferrosilicon, pulpboard in rolls, harness or saddlery leather, and patent leather. The only articles on which the existing rates of duty were bound against increase were certain byproduct animal feeds, dutiable at 10 percent ad valorem.

^{1/} Table 41, appendix, lists the individual commodities on which duty-reduction concessions were made by the United States in the 1936 agreement, showing the change in the rate of duty on each and the value of the imports from Canada for each of the 5 years 1934-38. The list of commodities on which concessions have been made by Canada in the new agreement (table 26, p. 89) is so grouped as to bring together the items on which duties had already been reduced by the first agreement; and figures of imports of each from the United States are given for one pre-agreement year, 1935, and for one post-agreement year, 1937.

^{2/} See part III, p. 45 as to scope of the word "concession."

^{3/} These, as well as the "bindings", were listed in schedule II of the agreement.

^{4/} In addition, Canada, by virtue of the most-favored-nation provision of the 1936 agreement, was assured (so long as the Swedish agreement should continue in effect) the continued free entry of large quantities of certain kinds of wood pulp, the free entry of which had been specifically bound in the 1935 trade agreement with Sweden.

The principal items the continued free entry of which into the United States was bound by the 1936 agreement were certain agricultural implements, unmanufactured asbestos, calcium cyanamid, sodium cyanide, cobalt, nickel ore, crude artificial abrasives, specified undressed furs, sea herring, smelts, lobsters, scallops, standard newsprint paper, pulpwood, three major classes of wood pulp, and a group of unmanufactured wood products. The free entry of shingles was also bound by the agreement, but the United States reserved the right to limit the quantity of imports and this right was subsequently exercised.

Concessions granted by Canada

The concessions granted by Canada in the 1936 agreement included reductions in duties, bindings of existing duties against increase, and bindings of free entry.

Duty reductions and bindings. The combined value of the imports into Canada from the United States in 1937 of commodities on which duties were reduced, by the 1936 agreement, including reductions resulting from the most-favored-nation provision, was about 224 million dollars. The total value of the imports from this country in 1937 of commodities which were dutiable in 1935 was about 309 million dollars.^{5/} The duty reductions thus related to commodities accounting for 73 percent of the dutiable trade. Only one commodity (structural steel) was bound by Canada at the existing rate of duty; the imports in 1937 amounted to 2.1 million dollars.

The above total of 224 million dollars relating to commodities on which Canadian duties were reduced includes three different types of duty reductions - those expressly listed in a schedule of the agreement (schedule I), the provision for free entry of tourist purchases, and the duty reductions resulting from the grant by Canada to the United States of most-favored-nation^{6/} treatment - that is, treatment no less favorable than that accorded to any other non-British country.

Canada, in schedule I of the agreement, specifically named reduced rates of duty on a large number of commodities (this schedule also included the bindings of existing duties and of free entry). The total imports into Canada from this country in 1937 of commodities on which duties were reduced by this schedule amounted to about 81 million dollars.

Duty reductions thus specifically made by Canada covered a wide variety of articles. The most important concessions on American agricultural products related to fresh fruits and vegetables, oranges, grapefruit, corn, and certain seeds. Concessions on oysters and shrimps were of significance to the fishing industry. Certain magazines, previously dutiable, were made free, and duty reductions were made on several classes of paper. Duties were reduced on certain types of brick and certain kinds of stone. Concessions affecting particularly large trade items were made on advanced manufactures of iron and steel, rates being reduced on the "basket" iron and steel paragraph, which covers a great variety of articles; on agricultural machinery (with minor exceptions), including the transfer to the free list of those farm tractors that had previously been dutiable; on the "basket" machinery item, which is also widely comprehensive; and on numerous specified forms of electrical and other machinery. Reductions were also made on dressed lumber, hardwood flooring, and miscellaneous manufactures of wood. There were relatively few scheduled concessions on textile items, leather products, or chemicals (herein the new agreement is materially different), but numerous rate reductions under these groups resulted from the most-favored-nation provision.

The concession made by Canada regarding tourist purchases was similar in nature to the duty reductions under schedule I. Under United States law, residents of this country traveling abroad have long been allowed to bring back free of duty articles for their personal use up to a value of \$100. There was no similar provision in Canadian law before 1936. In accordance with a note appended to the 1936

^{5/} Products to a value of about 13 million dollars which had been dutiable in 1935 were made free between that time and 1937, chiefly as the result of the 1936 agreement itself, but partly through subsequent Canadian legislation.

^{6/} This expression is used for brevity in this report in lieu of the more accurate expression "most-favored-foreign (non-British)-nation."

agreement, Canada enacted legislation substantially similar to that of the United States. The imports into Canada from the United States of articles free of duty by reason of this provision amounted to 6.2 million dollars in 1937.

Canada's assurance to this country of tariff treatment no less favorable than that accorded to any other non-British country resulted in lowering the actual duties paid on a very large number of American products. In 1937 the total value of the imports into Canada from the United States of commodities on which, as the result of this provision, the duties had been reduced was about 132 million dollars.^{7/} By virtue of this provision articles not listed in schedule I became subject to the intermediate statutory tariff, or in some cases to the still lower rates previously made by agreements between Canada and third countries. Although on some commodities the intermediate rates were the same as the general rates, on a majority they were lower by from 10 to 50 percent; on some items the intermediate tariff provided for free entry as against a duty under the general tariff. In general, however, the percentages by which Canadian duties on American goods were reduced as the result of the most-favored-nation provision were considerably less than the percentages by which duties were reduced on commodities specifically listed in schedule I.

Among the individual items on which the duties were reduced through the most-favored-nation provision of the 1936 agreement were a number of major importance in the trade, such as cured pork; several classes of paper and printed material; manufactures of pyroxylin plastics; certain paint materials; compounds of tetraethyl lead; the lighter petroleum products; most manufactures of glass; manufactures of zinc, brass, and copper; numerous heavy iron and steel products; several classes of machinery; refrigerators other than electric; wireless and radio apparatus and parts; automobiles; aircraft and parts; scientific instruments, including cameras; surgical instruments; important classes of leather boots and shoes; most rubber manufactures; jewelry; and most textile manufactures. There was also a reduction of 10 percent in the rate under paragraph 711 of the Canadian tariff, which is a basket paragraph covering all articles not expressly listed elsewhere.^{8/}

^{7/} In addition to the duty reductions directly attributable, on the one hand, to schedule I of the 1936 agreement, and, on the other hand, to the effect of its most-favored-nation provision, composite items in the Canadian statistics were affected by these two methods of duty reduction but without the possibility of distinguishing the relative effect of the one or the other. These items are parcel-post packages, small express packages, and certain containers; as a group they are designated as "mixed concessions" in the tables. Nearly all of the imports falling under these items were dutiable (some few were free) under various tariff paragraphs. Since on a predominant proportion of the total dutiable imports into Canada from the United States the duties were reduced by the agreement either through schedule I or the most-favored-nation clause, it is obvious that duties were also reduced on the bulk of the trade represented by these three composite statistical items. The value of the trade in 1937 was 4.6 million dollars.

^{8/} The reduction of duties through the most-favored-nation provision had a much wider significance than mere removal of preferences previously enjoyed by other countries subject to the intermediate tariff. Computations made in the previous publication of the Tariff Commission concerning the 1936 trade agreement indicated that in the Canadian fiscal year 1929-30 the United States had furnished 57 percent of the total value of Canada's imports of those commodities on which the duties were reduced as the result of this provision. As regards a large proportion of the commodities affected there had theretofore been little or no importation into Canada from non-British countries other than the United States. The principal effect of a reduction in duty on such a commodity was therefore to better the position of American producers in competition with Canadian or British producers.

As regards the competition with British producers the immediate effect of the reductions in Canadian duties on American goods by the 1936 agreement - whether through the most-favored-nation provision or through schedule I - was to narrow the numerous margins of preference which had previously existed in favor of imports from the United Kingdom and other British countries. Nothing in the agreement, however, bound Canada to continue these narrowed margins of preference. Subsequent Canadian legislation reduced the British preferential rates in many cases, so as to restore the pre-agreement margins in full or in large part; indeed, on some articles the differentials were made even greater than before the agreement. This action was taken with respect to most of the articles in which the United Kingdom had an important trade interest. The principal effect of duty reductions on American goods was therefore to better the position of American producers in competition with Canadian producers.

The duty reductions on American goods resulting from the most-favored-nation provision of the 1936 agreement differed from those provided by the schedule in that the rates were not bound against subsequent increase by Canadian legislation. So long as the United States paid no higher rates than the most-favored non-British nation, Canada was free to increase its intermediate tariff. As a matter of fact, however, during the years since the 1936 agreement went into effect Canada has increased very few of its intermediate duties, and reductions in such duties by Canadian legislation have been more important than increases. The most important articles on which Canadian legislation raised intermediate rates after the agreement were potatoes, eggs, and cut flowers. On these the intermediate rates were much lower than the general rates (potatoes being free of duty) and much lower than the United States duties on the same products. Among commodities on which the intermediate rates have been reduced by Canadian legislation since the 1936 agreement may be mentioned agricultural machinery, the higher-priced automobiles, gasoline and kerosene, certain plastic materials, and certain textiles.

The most-favored-nation provision of the 1936 agreement had certain effects other than direct reduction in rates of duty on American goods. The most important of these was to bring it about that the products of any non-British country shipped to Canada in transit through United States ports have since January 1, 1936, received as favorable treatment by the Canadian customs as if they had entered a Canadian port in the first instance; this change was of significance to American transportation agencies and middlemen.^{9/}

Bindings of free entry. - The most important of the free entry bindings made by Canada in the 1936 agreement related to raw cotton, the imports of which into Canada from the United States in 1937 were valued at more than 22 million dollars. Other important articles, continued free entry of which was bound (apart from articles changed from dutiable to free by the agreement) included lemons, Indian corn for certain purposes, hides and skins, undressed furs, broomcorn, newspapers and certain magazines,^{10/} rough lumber and related products, farm tractors valued at less than \$1400, firebrick of certain classes, and carbon black. The total value of the 1937 trade in all articles on which free entry was thus bound by Canada in the agreement was about 51 million dollars, or about 28 percent of the total imports in that year of commodities which had been free of duty in 1935.

Relief from arbitrary valuations. - The 1936 trade agreement provided directly (schedule I) for a reduction in the arbitrary valuations theretofore applied to numerous fresh fruits and vegetables entering Canada from the United States. By a note accompanying the agreement, Canada undertook to ameliorate various other arbitrary valuation practices. The nature of the Canadian system of arbitrary valuations, and the extent of the relief obtained in 1936, have been fully set forth in the previous report of the Tariff Commission concerning the 1936 trade agreement with Canada (Report No. 111, Second Series). It suffices to say here that on a considerable range of commodities the actual charges on entry into Canada were materially reduced as the result of the action taken, apart from any reduction in the basic rates of duty either by schedule I of the agreement or by the most-favored-nation provision. Among commodities which received more favorable treatment in this respect may be mentioned fresh fruits and vegetables; hardwood doors and hardwood flooring; electric light fixtures and lamps; automobiles; various kinds of electrical apparatus, including radio receiving sets; and a considerable number of textile items.

Imports into the United States from Canada under the 1936 trade agreement

The imports of merchandise from Canada^{11/} for the 6 years 1933-38 have been as follows in millions of dollars, the share of Canada in the total imports from all countries being shown in parentheses:

^{9/} Another effect was that American commercial travelers became able to take samples into Canada, under bond or deposit to assure their return, whereas previously full duties had been charged on these samples with no refund.

^{10/} Other magazines had been previously dutiable but were made free by the agreement.

^{11/} See table 1, P. 7.

1933 — 185.4 (12.8%)	1936 — 375.8 (15.5%)
1934 — 231.7 (14.0%)	1937 — 398.3 (12.9%)
1935 — 286.4 (14.0%)	1938 — 260.3 (13.3%)

Because of the marked influence of factors other than duty reductions on American imports from the world as a whole, and on imports from Canada, it is impossible to gage precisely the effects of the trade agreement of 1936 on the volume of imports from Canada. From 1933 through 1937 economic recovery in the United States was tending to increase imports. The recession of business in 1938 was a major factor in reducing the imports for that year. From 1934 through 1937 repeated droughts in the United States tended to increase imports of agricultural products from Canada, as from various other countries. The demand for foreign agricultural products was perhaps as strong in 1935 as in either of the 2 following years. On the other hand, the recovery of American agriculture was the most important single cause of the reduction in imports from Canada in 1938. A special factor affecting comparisons is the variations in the imports of whiskey as affected by the repeal of prohibition and, later, by the building up of supplies of aged whiskey of domestic manufacture.

The average annual imports from Canada into the United States for the last 3 pre-agreement years amounted to 234 million dollars and for the 3 years under the agreement to 345 million dollars, an increase of about 47½ percent. For the 2 years immediately before the agreement the average was 259 million dollars and for the 2 years following, 387 million dollars, an increase of 50 percent. In the pre-agreement year 1935, when the demand for foreign agricultural products was strong, Canada supplied imports to the value of 286 million dollars, compared with which the average for the 2 years 1936 and 1937, when that demand was also strong, showed an increase of about 35 percent.

Table 14 shows annual average imports from Canada for the years 1934-35 as compared with the years 1936-37, distinguishing commodities on which duties were reduced by the agreement from other commodities (see also chart V). The greatest percentage of increase shown is for those articles on which the duties were reduced with quota limitations.^{12/} For all the duty-reduction articles combined, the average imports were 34.8 million dollars for 1934 and 1935 and 67.5 million dollars for 1936 and 1937, an increase of 94 percent. The increase was much greater for other commodities than for whiskey. The imports from Canada of dutiable articles at unchanged rates increased by 64 percent and those of duty-free commodities by 36 percent. In most of the commodity groups distinguished in our trade statistics, imports from Canada of commodities on which the duties had been reduced showed a larger percentage increase, between the pre-agreement and the post-agreement period, than either the dutiable commodities at unchanged rates or the free commodities (see table 15.).

Table 14 shows further that the percentage of increase in the imports of duty-reduced commodities, other than whiskey, from countries other than Canada was considerably smaller than that in the imports from Canada. Whiskey was a conspicuous exception, imports from the United Kingdom having increased much more than imports from Canada. Whiskey is one of the concession items in the trade agreement with the United Kingdom, effective January 1, 1939 (see part III, p. 78).

^{12/} Although three of the six quotas were not filled, the increase for this group as a whole would have been appreciably greater if the reduced duties on cattle, calves, and seed potatoes had not been limited to specified quotas.

Second Trade Agreement with Canada

Table 14. - United States imports (for consumption) from Canada, by tariff status of commodities under the trade agreement of 1936, annual averages, 1934-35 and 1936-37

(Values in thousands of dollars)					
Tariff status of commodities	Imports from Canada		Increase		
	Average 1934-35	Average 1936-37	Amount	Percent	
Dutiable imports					
Reduced duties subject to quota	2,971	13,877	10,906	367	
Reduced duties not subject to quota	31,853	53,650	21,797	69	
Total	34,824	67,527	32,703	94	
Whiskey	15,012	24,794	9,782	65	
Other commodities	19,812	42,733	22,921	116	
Duties not affected by 1936 agreement 1/	60,400	99,195	38,795	64	
Duty-free imports 2/	161,459	219,176	57,717	36	
Grand total	256,683	385,898	129,215	50	
Imports from countries other than Canada affected by duty-reductions in 1936 agreement with Canada:					
Total	15,485	35,705	20,220	131	
Whiskey	11,923	29,995	18,072	152	
Other commodities	3,562	5,710	2,148	60	

1/ Including certain feedstuffs on which duties were bound against increase, and dutiable articles not covered by the agreement.

2/ The agreement bound the larger part of this total against the imposition of duties. Shingles, the imports of which were restricted by the agreement, are included.

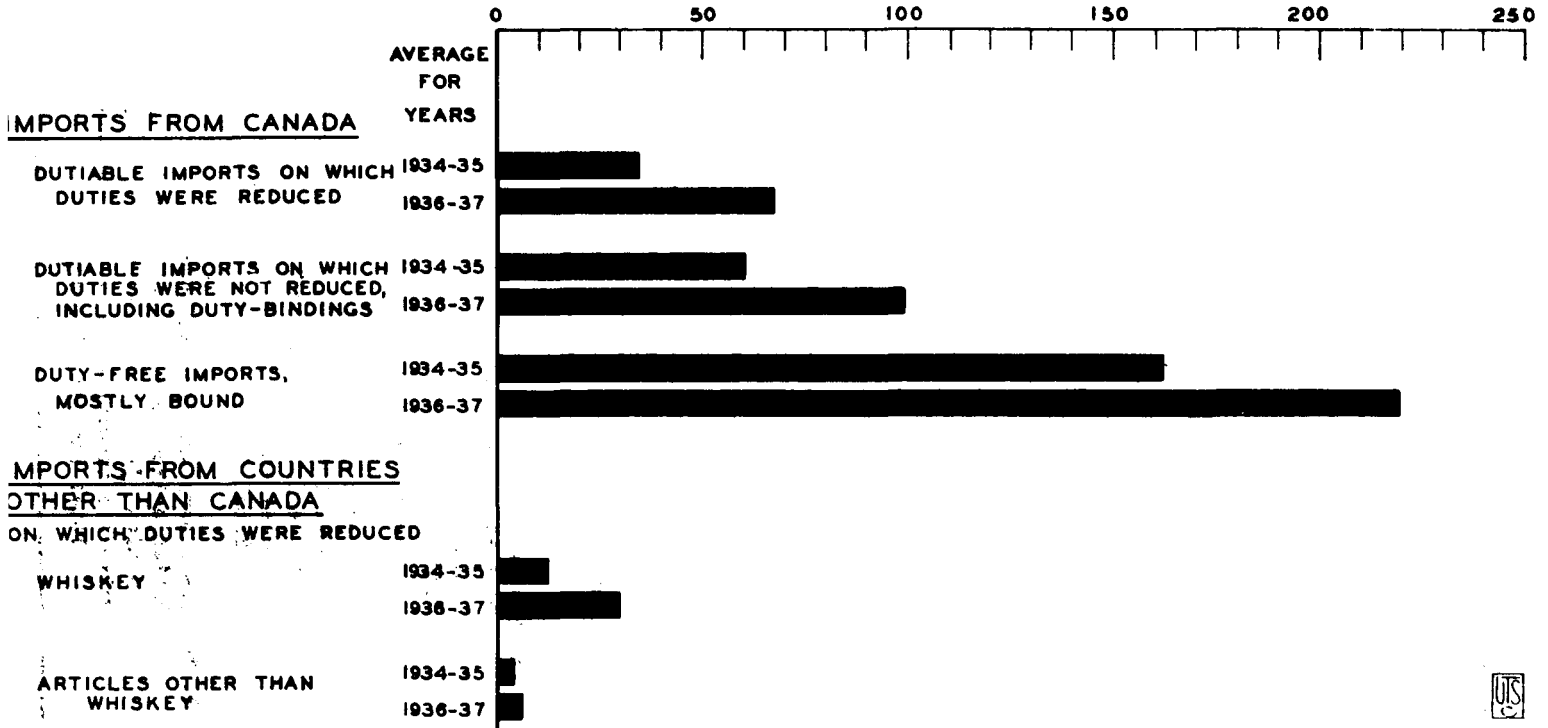
Source: Compiled from official statistics of the U.S. Department of Commerce.

CHART V

UNITED STATES IMPORTS FROM CANADA AND FROM OTHER COUNTRIES

BY TARIFF STATUS OF COMMODITIES
UNDER THE TRADE AGREEMENT OF 1936
ANNUAL AVERAGES, 1934-35 AND 1936-37

MILLION DOLLARS



Second Trade Agreement with Canada

Table 15. - United States imports (for consumption) from Canada, by tariff status of commodities under the trade agreement of 1936, by commodity groups, annual averages, 1934-35 and 1936-37

(Values in thousands of dollars)

Commodity group and tariff status	Imports from Canada		Increase	
	Average 1934-35	Average 1936-37	Amount	Percent
00.(a) Animals and animal products, edible (except fishery products):				
Dutiable imports -				
Reduced duties subject to quota	1,988	10,464	8,476	426
Reduced duties not subject to quota	119	1,565	1,446	1,218
Total with reduced duties	2,107	12,029	9,922	471
Dutiable imports with unchanged duties	1,601	5,890	4,289	268
Duty-free imports	560	669	108	19
Total imports of group	4,268	18,587	14,319	335
(b) Fish and fish products, edible:				
Dutiable imports with reduced duties 1/	4,795	5,203	408	9
Dutiable imports with unchanged duties	2,162	4,015	1,853	86
Duty-free imports	3,415	4,195	780	23
Total imports of group	10,372	13,413	3,041	29
0. Animals and animal products, inedible:				
Dutiable imports with reduced duties 1/	544	1,879	1,335	245
Dutiable imports with unchanged duties	2,582	4,023	1,441	56
Duty-free imports	6,089	8,954	2,865	47
Total imports of group	9,215	14,856	5,641	61
1.(a) Vegetable food products (except beverages):				
Dutiable imports:				
Reduced duties subject to quota	253	760	507	200
Reduced duties not subject to quota	1,295	3,104	1,809	140
Total with reduced duties	1,548	3,864	2,316	150
Dutiable imports with unchanged duties 2/	32,381	49,171	16,790	52
Duty-free imports	6,101	7,450	1,349	22
Total imports of group	40,030	60,485	20,455	51
(b) Beverages:				
Dutiable imports with reduced duties 1/	15,012	24,794	9,782	65
Dutiable imports with unchanged duties	251	181	-70	-28
Duty-free imports	-	-	-	-
Total imports of group	15,263	24,975	9,712	64
2. Vegetable products, inedible:				
Dutiable imports with reduced duties 1/	227	1,077	850	374
Dutiable imports with unchanged duties	521	1,381	860	165
Duty-free imports	513	602	89	17
Total imports of group	1,261	3,060	1,799	143
3. Textile fibers and manufactures:				
Dutiable imports with unchanged duties 3/	837	1,856	969	109
Duty-free imports	872	1,221	421	53
Total imports of group	1,687	3,077	1,390	82

Table 15. - United States Imports (for consumption) from Canada, by tariff status of commodities under the trade agreement of 1936, by commodity groups, annual averages, 1934-35 and 1936-37 - continued

(Values in thousands of dollars)

Commodity group and tariff status	Imports from		Increase	
	Canada		Amount	Percent
	Average : 1934-35	Average : 1936-37		
4. Wood and paper:				
Dutiable imports:				
Reduced duties subject to quota <u>4/</u> —	730	2,653	1,923	264
Reduced duties not subject to quota —	6,951	12,908	5,957	86
Total with reduced duties —	7,681	15,561	7,880	103
Dutiable imports with unchanged duties:	874	1,566	692	79
Duty-free imports —	107,702	149,646	41,944	39
Total imports of group —	116,257	166,773	50,516	43
5. Nonmetallic minerals:				
Dutiable imports with reduced duties <u>1/</u> —	400	568	168	42
Dutiable imports with unchanged duties —	648	1,280	632	98
Duty-free imports —	8,483	15,645	7,162	84
Total imports of group —	9,531	17,493	7,962	84
6. Metals and manufactures:				
Dutiable imports with reduced duties <u>1/</u> :	290	404	114	40
Dutiable imports with unchanged duties —	15,281	26,018	10,737	70
Duty-free imports —	7,201	7,628	427	6
Total imports of group —	22,772	34,050	11,278	50
7. Machinery and vehicles:				
Dutiable imports with unchanged duties <u>3/</u>	325	520	195	60
Duty-free imports —	1,683	2,831	1,148	68
Total imports of group —	2,008	3,350	1,343	67
8. Chemicals and related products:				
Dutiable imports with reduced duties <u>1/</u> :	2,113	2,017	-96	-5
Dutiable imports with unchanged duties —	676	348	-328	-49
Duty-free imports —	6,039	8,885	2,846	47
Total imports of group —	8,828	11,250	2,422	27
9. Miscellaneous:				
Dutiable imports with reduced duties <u>1/</u> :	107	131	24	22
Dutiable imports with unchanged duties —	2,211	2,946	735	33
Duty-free imports —	12,873	11,451	-1,422	-11
Total imports of group —	15,191	14,528	-663	-4

1/ None of the concessions was restricted by a quota.
2/ Including byproduct feeds on which the 10 percent duty was bound against increase.
3/ No duty reductions made in this group.
4/ The quota, which covered Douglas fir and Western hemlock, did not actually limit the imports as it was not filled in either 1936 or 1937.

Source: Compiled from official statistics of the U.S. Department of Commerce.

Imports into Canada from the United States under the 1936 trade agreement

The imports into Canada from the United States,^{13/} which had already increased markedly during the 2 years preceding the agreement of 1936, increased still further during the first 2 years of its operation. On the other hand, there was a considerable decline in this trade in 1938, when Canada shared with the United States a recession in the general level of business. For the 2 years 1934 and 1935 preceding the agreement the annual average value of the imports from the United States was 309 million dollars. For the 3 years 1936-38 the average was 428 million dollars, an increase of 41 percent over 1934-35. On the average for the 2 years preceding the agreement the United States supplied 56 percent of Canada's total imports; the corresponding average for the 3 years under the agreement was 60.5 percent. Although the imports from the United States in 1938 were considerably less in absolute amount than in 1937, imports from other countries had declined still more, so that the share of this country in supplying Canada's imports rose to 62.7 percent as compared with 60.6 percent in 1937.

The increase in imports into Canada from the United States between the pre-agreement year 1935 and the years 1936 and 1937 was decidedly greater for the commodities on which duties were reduced (or eliminated) by the agreement than for those on which the rates remained unchanged or for goods free of duty (see table 16 and chart VI). Imports into Canada of American commodities on which the duties were reduced by schedule I of the 1936 agreement increased by 96 percent between 1935 and 1937. For all commodities benefiting by duty reductions, including those resulting from the most-favored-nation provision and from the legislation regarding tourist purchases, the imports in 1935 amounted to 124 million dollars and in 1937 to 224 million dollars, an increase of 81 percent. The increase for dutiable commodities on which the rates were not lowered was 39 percent and that for free goods, 43 percent. Most of the commodity groups distinguished in the Canadian trade statistics show a similar relationship between the increases in imports of reduced-duty commodities and of other commodities (see table 17). There are, however, marked differences among the groups with respect to the percentage of increase in imports of articles on which the agreement had reduced the duties.

Table 16. - Canada's imports from the United States, by tariff status of commodities under the trade agreement of 1936, for the years 1935-37

(Values in millions of Canadian dollars)

Tariff status of commodities	Imports from the United States			Increase 1935-1937	
	1935	1936	1937	Amount	Percent
Dutiable as of 1935:					
Rates reduced by 1936 agreement ^{1/} -----	124.0	161.3	224.3	100.3	81
By schedule I -----	41.2	57.8	81.0	39.8	96
By most-favored-nation provision -----	79.8	96.6	132.5	52.7	66
Mixed concessions ^{2/} -----	3.0	4.0	4.6	1.6	53
Tourist purchases up to \$100 ^{1/} -----	-	2.9	6.2	6.2	-
Other articles dutiable as of 1935 -----	60.7	67.6	84.1	23.4	39
Free as of 1935 -----	125.2	138.0	179.2	54.0	43
Grand total ^{3/} -----	309.9	366.9	487.6	177.7	57

^{1/} Tourist purchases, most of which were formerly dutiable at various rates, were made free as a result of the agreement; the total shown here includes all tourist purchases in 1936 and 1937, the years in which they were reported separately. If tourist purchases had not been included the increase would have been 94.1 millions or 78 percent, instead of 100.3 millions or 81 percent.

^{2/} Parcel-post and small express packages and certain containers, mainly dutiable under various paragraphs, on most of which rates were reduced by schedule I or the most-favored-nation provision; it is impossible to distinguish between the duty reductions on these items by these two methods.

^{3/} These figures are a little below the actual trade totals since items of little importance were not tabulated, unless covered by schedule I, and since for a few items trade data are lacking and cannot be satisfactorily estimated. Compare part III, table 18.

^{13/} See table 3, p. 11, and table 4, p. 12.

CHART VI

CANADA'S IMPORTS FROM THE UNITED STATES

BY TARIFF STATUS OF COMMODITIES
UNDER THE TRADE AGREEMENT OF 1936

1935 AND 1937




Table 17. - Canada's imports from the United States, by tariff status of commodities under the trade agreement of 1936, by commodity groups 1/, 1935, 1936, 1937

(Values in thousands of Canadian dollars)

Commodity group and tariff status	Imports from United States: Increase 1935-37				
	1935	1936	1937	Amount	Percent
1. Agricultural and vegetable products,					
mainly food	18,927	24,227	29,300	10,373	54.8
Duties reduced by schedule I	9,145	11,831	13,427	4,282	46.8
Duties reduced by m.f.n. 2/	1,948	3,246	6,668	4,720	242.2
Other articles, free or dutiable	7,834	9,150	9,205	1,371	17.5
2. Agricultural and vegetable products,					
other than food	11,895	11,842	15,116	3,221	27.1
Duties reduced by schedule I	9	80	27	18	200.0
Duties reduced by m.f.n. 2/	2,868	3,257	4,504	1,636	56.0
Other articles, free or dutiable	9,018	8,505	10,585	1,567	17.0
Agricultural products -					
Duties reduced by schedule I	9	80	27	18	200.0
Duties reduced by m.f.n. 2/	555	342	846	291	52.4
Other articles, free or dutiable 2/	6,766	6,079	7,143	377	5.6
Other products -					
Duties reduced by schedule I	-	-	-	-	-
Duties reduced by m.f.n. 2/	2,313	2,915	3,658	1,345	58.1
Other articles, free or dutiable 2/	2,252	2,426	3,442	1,190	52.8
3. Animals and animal products	10,354	12,084	12,559	2,204	21.3
Duties reduced by schedule I	310	403	407	97	31.3
Duties reduced by m.f.n. 2/	2,463	3,266	3,374	911	37.0
Other articles, free or dutiable	7,581	8,415	8,777	1,196	15.8
Agricultural products -					
Duties reduced by schedule I	8	4	5	-3	-37.5
Duties reduced by m.f.n. 2/	625	779	773	148	23.7
Other articles, free or dutiable 2/	3,180	3,672	4,087	907	35.1
Fishery products -					
Duties reduced by schedule I	302	399	402	100	33.1
Duties reduced by m.f.n. 2/	184	333	350	166	90.2
Other articles, free or dutiable 2/	3/ 492	43	49	-343	-69.7
Other products -					
Duties reduced by schedule I	-	-	-	-	-
Duties reduced by m.f.n. 2/	1,654	2,154	2,251	597	36.1
Other articles, free or dutiable 2/	3,999	4,700	4,641	732	18.7
4. Fibers, textiles, and textile					
products	30,078	35,279	39,050	8,972	29.8
Duties reduced by schedule I	223	277	406	183	82.1
Duties reduced by m.f.n. 2/	6,110	7,882	9,593	3,483	57.0
Other articles, free or dutiable	23,745	27,120	29,051	5,306	22.3
5. Wood, wood products and paper	10,098	12,447	15,836	5,738	56.8
Duties reduced by schedule I	2,443	3,013	3,937	1,494	61.1
Duties reduced by m.f.n. 2/	3,351	4,362	5,071	1,720	51.3
Other articles, free or dutiable	4,304	5,072	6,828	2,524	58.6
6. Iron and its products	27,586	32,676	55,126	27,540	99.8
Duties reduced by schedule I	7,641	9,494	13,652	6,011	78.7
Duties reduced by m.f.n. 2/	5,159	5,981	10,269	5,110	99.0
Other articles, free or dutiable 4/	14,786	17,201	31,205	16,419	111.0

Table 17. - Canada's imports from the United States, by tariff status of commodities under the trade agreement of 1936, by commodity groups 1/ 1935, 1936, 1937 - continued

(Values in thousands of Canadian dollars)

Commodity group and tariff status	Imports from United States			Increase 1935-37	
	1935	1936	1937	Amount	Percent
7. Machinery, electrical apparatus, and vehicles	67,503	86,929	134,135	66,632	98.7
Duties reduced by schedule I	17,012	25,829	39,508	22,496	132.2
Duties reduced by m.f.n. 2/	32,537	38,515	54,729	22,192	68.2
Other articles, free or dutiable	17,954	22,585	39,898	21,944	122.3
8. Nonferrous metals and products	15,451	14,118	17,483	2,032	13.1
Duties reduced by schedule I	983	1,545	2,113	1,130	115.0
Duties reduced by m.f.n. 2/	3,426	3,824	4,874	1,428	42.3
Other articles, free or dutiable	11,042	8,749	10,496	-546	-4.9
9.(a) Nonmetallic minerals - Crude	561,553	568,373	82,126	20,573	33.4
Duties reduced by schedule I	43	61	71	28	65.1
Duties reduced by m.f.n. 2/	813	914	1,334	521	64.1
Other articles, free or dutiable	60,697	67,398	80,721	20,024	33.0
(b) Nonmetallic mineral manufactures	515,450	517,476	22,539	7,089	45.8
Duties reduced by schedule I	513	480	610	97	18.9
Duties reduced by m.f.n. 2/	8,654	10,400	13,582	4,928	56.9
Other articles, free or dutiable	6,283	6,596	8,347	2,064	32.9
10. Chemicals and allied products	17,459	18,532	22,502	5,043	28.9
Duties reduced by schedule I	379	426	476	97	25.6
Duties reduced by m.f.n. 2/	6,360	7,137	8,936	2,576	40.5
Other articles, free or dutiable	10,720	10,969	13,090	2,370	22.1
11. Miscellaneous commodities 6/	26,062	35,158	44,751	18,689	71.7
Duties reduced by schedule I	2,509	4,333	6,342	3,833	152.8
Duties reduced by m.f.n. 2/	6,128	7,849	9,524	3,398	55.4
Mixed duty-resumption concessions	3,033	3,992	4,632	1,599	52.7
Tourist purchases 6/	-	2,932	6,205		
Other articles, free or dutiable	14,392	16,052	18,048	1,966	13.7

1/ In order to make the 9 Canadian commodity groups correspond more closely with those distinguished in United States statistics, several changes have been made. The Canadian subgroups under "Agricultural and vegetable products," consisting of "mainly food" and "other than food," (see table 9) are shown as groups 1 and 2, respectively. A new group, 7, consists of machinery and vehicles from groups 5 and 9, electrical apparatus from groups 6 and 9. Clocks and watches have been transferred from group 6 to group 9 and printed matter from group 4 to group 9. This arrangement is followed in tables 17, 20, and 21, and in tables 44 and 45 of the appendix.

2/ The abbreviation "m.f.n." means most-favored-nation provision; the figures exclude minor untabulated items which are included with "other articles, free or dutiable".

3/ Includes whale oil, value \$389,490, imports of which have since almost disappeared.

4/ Includes structural steel, the duty on which was bound against increase.

5/ The totals for the two groups of nonmetallic minerals for 1935 and 1936 are slightly less than the group totals shown in table 32, appendix, for the reason that ceramic insulator cores have appeared under "parts for automobiles" in group 6, "Iron and its products," since May 1, 1936; to preserve comparability the figures to May 1, 1936, have been transferred to that group.

6. Tourist purchases, now free up to \$100, were formerly dutiable and, so far as actually made by tourists, were mainly classed with other commodity groups. They are now brought together under group 11 in the Canadian statistics. The increase in the total imports of the group is exaggerated by this shift.

Source: Compiled from official statistics of the Dept. of Trade and Commerce of Canada.

PART III. THE NEW AGREEMENT

General Nature of the Agreement

In its general purpose and in the form of the provisions for carrying it out, the new agreement ^{1/}between the United States and Canada, which was signed November 17, 1938, and became effective on January 1, 1939, is a continuation of the 1936 agreement in effect for three years ended December 31, 1938. In the scope of the concessions ^{2/}by both countries the new agreement is much more extensive than the preceding.

The rates of duty resulting from this new agreement with Canada may be viewed in two ways: By comparing them with the rates in existence before the first trade agreement, that is in 1935, or by comparing them with the rates in 1938, immediately before the new agreement. The first comparison shows the cumulative effect of the two trade agreements; the second shows the extent of the further action taken in the new agreement.

In regard to dutiable commodities, the provisions of the new agreement, on both sides, cover (a) continuance of rates already reduced by the 1936 agreement; ^{3/}(b) further reductions of rates already lowered by the 1936 agreement; ^{3/}(c) reductions in rates not reduced by the 1936 agreement; and (d) bindings against increase of rates not affected by the 1936 agreement. In the case of free articles, the bindings on both sides include (a) repetition of bindings already covered by the 1936 agreement, and (b) new bindings.

While it will be possible to gage the relative importance of the reductions in duties made by the United States and Canada only after a considerable period of time has elapsed, some idea of the importance of the concessions by both sides is indicated by the trade statistics of recent years, as shown in various tables of this report.

A considerable degree of interrelationship exists between the agreement with the United Kingdom and the new agreement with Canada (both effective January 1, 1939). Because of the character of the trade of the United States with the

^{1/} The full text of the agreement (apart from the schedules of rates) is given at the end of this part of the report. The Canadian concessions by individual commodities are given in table 26, and those by the United States in table 27. The text of the 1936 agreement was published in full in a former report of the Tariff Commission, entitled "The Trade Agreement with Canada" (Report No. 111, Second Series), which also contained the text of a note from the Canadian Legation to the United States Government resulting from the same negotiations. Certain actions taken by Canada in accordance with this note continue to affect the tariff status of American commodities in the Canadian market.

Provisions of the new agreement which directly affect rates of duty or other charges on products moving between the two countries are contained in the following articles and schedules: Article VI and the accompanying schedule I, which names the rates on specified American products when imported into Canada; article VII and the accompanying schedule II, which similarly covers specified Canadian products when imported into the United States; and article I, which provides for mutual most-favored-nation treatment, as qualified by articles XVI and XVII.

The rates of duty specified in schedule I of the agreement were put into effect provisionally by Canada on January 1, 1939, but their continuance required the approval of the Canadian Parliament.

^{2/} For brevity, frequent use is made of the word "concessions" as a comprehensive term to include not only reductions in duty but also provisions binding existing rates against increase and provisions binding the continued free entry of commodities. These bindings have no direct tendency to increase trade, although they may be important in preventing action which would diminish trade.

^{3/} Including a few cases in which United States rates had previously been reduced in an agreement with a third country; see also footnote 17, p. 51.

areas covered by these two agreements, they are in many respects complementary. The concessions obtained by the United States in the market of the United Kingdom relate in large measure to agricultural products, while those obtained in the Canadian market relate principally to industrial products, although there are also important concessions on American farm products. In contrast, the concessions made by the United States on commodities of special interest to the United Kingdom apply principally to industrial products, whereas those made in the agreement with Canada apply chiefly to products of agriculture, forestry, fisheries, and mines.

As suppliers of a number of products imported into the United States, both Canada and the United Kingdom (or certain other British areas covered by the agreement with the United Kingdom) are important. Identical concessions, therefore, were made in the two agreements on a number of commodities, some of major importance.

The two agreements are also related from the standpoint of international competition. In regard to many commodities the United Kingdom is a major competitor with the United States in the Canadian market, and in regard to a considerable number Canada is a major competitor with the United States in the British market. Moreover, on such the larger part of these competitive commodities the United Kingdom and Canada grant tariff preferences to each other as against the United States and other non-British countries; often the British or the Canadian goods enter free while goods from non-British countries are dutiable.^{5/} Reductions in duty on American products made by Canada and by the United Kingdom in the two agreements lessened (or removed) these margins of preference on numerous tariff items. In a number of such instances previous agreements between Canada and the United Kingdom had provided for so-called "bound margins of preference". Such a bound margin might be the same as the actual margin existing just before the new agreement with the United States or it might be a lower figure.^{6/} Several concessions were made to the United States by the United Kingdom, and several were made to the United States by Canada, which involved the consent of the other country concerned to relinquish, in whole or in part, these bound margins of preference. In some of these instances consent to the modification of margins had no direct relationship to any particular concession granted by the United States to Canada or to the United Kingdom, but in others there was a direct relationship of that sort.

The number of commodities on which the preference margins enjoyed by the United Kingdom in the Canadian market were bound against decrease below specified

^{4/} These identical concessions cover whiskey; wet-salted cod and related species of fish; waste, not specially provided for; frozen blueberries; horses valued at not more than \$150 per head; cut flowers; bulk salt; harness and saddlery leather; oatmeal, rolled oats, and similar oat products; gloves made from horsehide or cowhide leather; tennis racket frames valued at \$1.75 or more each; coal-tar products, not specially provided for; and crude chrysotile asbestos.

^{5/} It may be noted that under a general provision of Canadian law any rate of duty on a commodity imported from a British country, with certain exceptions, over 13 percent ad valorem, or in ad valorem equivalent in the case of specific duties, is subject to a discount of 10 percent of the rate. Thus the net rate on an article subject to a 20 percent ad valorem duty is 18 percent. This discount is not taken into account in either of the tables in the present report (tables 29 and 40, appendix) showing British preferential rates.

^{6/} As an illustration of a bound margin of preference may be mentioned tin plate of a kind made in Canada. The rate of duty on imports from the United States in 1935, and also in 1938, was 20 percent, while tin plate from the United Kingdom was free. The entire margin of 20 percent was bound by agreement between the United Kingdom and Canada. By the new agreement with the United States the duty was reduced to 17½ percent, the consent of the United Kingdom having been obtained. In the case of ball and roller bearings, the duty payable on imports from the United States had been 35 percent in 1935 and became 27½ percent by the most-favored-nation provision of the 1936 agreement. Such bearings from the United Kingdom were free of duty and by agreement between Canada and the United Kingdom the margin of preference could not be reduced below 25 percent. By the new agreement with the United States the rate on American bearings is reduced to 17½ percent, with the consent of the United Kingdom. Similar situations exist in certain cases where goods from the United Kingdom are not free but subject to a lower rate than goods from non-British countries.

amounts was much smaller when the new trade agreement was being negotiated in 1933 than when the first agreement was negotiated in 1935. The Ottawa agreement of 1932 between the United Kingdom and Canada had included a very large number of bound margins of preference for United Kingdom goods. The new agreement of 1937 between the two countries continued many of these bindings of margins (in some cases with modification of the amount) but dropped out a large number. It thus became possible for Canada in the new agreement with the United States to reduce many duties which otherwise could not have been reduced (or could not have been reduced by so large a percentage) without the consent of the United Kingdom.

In addition to the provisions of the agreement which affect tariff rates, it contains a number of general provisions. The full text of these general provisions is given at the end of this part (pp. 81-88). The general provisions are substantially similar to those which appeared in the 1936 agreement between the United States and Canada, and are also in general similar to those in various other trade agreements of the United States, including that with the United Kingdom. Apart from provisions which relate to most-favored-nation treatment^{7/} and those which give binding force to the scheduled rates,^{8/} these general provisions relate to such matters as prohibition of or quantitative restrictions on imports from either country into the other; monopolies for importation; measures relating to the international movement of gold, silver, and munitions; variations in the rate of currency exchange; possible procedure in case of excessive imports of certain commodities from third countries, and the like. Article IX of the agreement relates to the exemption of certain Canadian wood products from requirements regarding the marking of country of origin.

Concessions made by Canada

General analysis

The tariff status of individual American products imported into Canada under the new agreement is determined by two classes of concessions^{9/} - partly by a definite schedule (schedule I) which lists individual commodities, specifying the rate

^{7/} See pp. 33, 53.

^{8/} See footnote 1, p. 45.

^{9/} Table 26, p. 89 to p. 168, names (with minor exceptions as noted below) the individual items covered by concessions of both classes. Many of the tariff paragraphs or subparagraphs specified in schedule I comprise two or more items in the official statistics of Canadian imports. In general table 26 shows each of these statistical items separately, but in some cases a number of related items are grouped together for convenience. As a rough basis for indicating the importance of the several concessions, the value of the imports into Canada from the United States in 1935 and 1937 is shown in the table and also the value of the imports from all countries in 1937.

The changes in the wording of the Canadian tariff resulting from the trade agreement of 1936, from the new trade agreement, and from Canadian legislation, make it impossible in some cases to determine the exact value of the imports under a given concession. In most instances of this sort it is possible to make approximate estimates; attention is called to these estimates in footnotes to table 26. For a few items, however, it was impossible to make estimates, and the value of the trade in them is not included in the summary tables.

The list of concessions made by schedule I as given in table 26 is complete, but the Commission has not tabulated items on which the duties were reduced through the most-favored-nation provision if imports from this country were insignificant. In order to compare the scope of the duty-reduction concessions with the total trade dutiable as of 1935 the Commission has tabulated not only the concession items but also the principal nonconcession items, distinguishing the free from the dutiable (1935 basis). Here, again, commodities of which the imports from the United States are insignificant have been omitted. The total value of the imports from the United States of the commodities omitted for lack of data or because of their minor character is very small, amounting to only \$2,900,000 in 1937. The imports of some of these omitted items from countries other than the United States are quite large.

of duty thereon or specifying free entry, and partly through the operation of the most-favored-nation provision.^{10/} In addition, the actual charges on a large proportion of the imports from this country will in the near future be lowered as the result of a note^{11/} which provides that the articles listed in the schedule (whether dutiable or free under the tariff) shall be exempt from the special 3-percent excise tax as soon as the necessary legislation can be enacted.

Comparison of tariff status under the new agreement with status before the first agreement. - In 1937 total dutiable imports of merchandise into Canada from the United States amounted to 290 million dollars. However, a considerable number of articles had been made free between 1935 and 1937. The value of the 1937 trade in articles which were dutiable in 1935 was over 308 million dollars.^{12/} (See table 18.) The imports into Canada from the United States of all commodities on which the duties were lower, after the new agreement went into effect, than they had been in 1935, before the first agreement, amounted in 1937 to over 240 million dollars, or 73 percent of this total. This figure indicates the aggregate scope of the duty reductions made by Canada in the new agreement, including those which had already resulted from the first agreement.

Of the trade of 240 million dollars in reduced-duty articles mentioned above, duty reductions (below 1935 rates) specifically provided by schedule I of the new agreement accounted for 165.4 million dollars; tourist purchases, which by virtue of Canadian legislation enacted pursuant to the 1936 agreement now enter free, accounted for 6.2 million dollars; reduced duties resulting from the most-favored-nation provision^{13/} for 64.1 million dollars; and "mixed concessions" for 4.6 million dollars.^{14/}

An unweighted^{15/} average of the several percentages of reduction in duty made by Canada under schedule I, as compared with the rates in effect in 1935, is about 38 percent. This takes no account of the removal of the 3-percent excise tax which had constituted a very considerable addition to the former charges. The average does not include the reductions in rates by virtue of the most-favored-nation provision; in general these were of considerably smaller percentage than the reductions made by schedule I, though there are numerous exceptions to this statement. Some of the concessions under schedule I provide for free entry of articles formerly dutiable, and on a number of articles reductions falling between 40 and 80 percent were made. The great majority of the duty reductions, however, range from 15 percent to 40 percent.

With respect to commodities on which the rates of duty are reduced by schedule I (as compared with 1935) the United States supplied in 1937 a little over two-thirds of the total imports into Canada. It should be borne in mind that much more than half of the imports of these commodities (taken as a group) into Canada from countries other than the United States is supplied by British countries, and that on most of the commodities concerned these British countries have the advantage of lower rates of duty than even the reduced rates provided by the agreement for imports from the United States (often the advantage of free entry). This country supplied somewhat less than half (47 percent) of the total imports of the articles on which the reduced rates of duty on American goods result only from the most-favored-nation clause.

^{10/} See p. 32, footnote 6, regarding the use of this phrase.

^{11/} This note appears at the head of schedule I. The provision regarding the removal of the excise tax does not apply to commodities on which the duties are reduced through the most-favored-nation provision.

^{12/} Not counting minor untabulated items (see footnote 9, p. 47). Various figures in this paragraph and the next exclude these same items.

^{13/} Duties reduced by the most-favored-nation provision only (i.e. not specified in schedule I) are not bound against increase by Canadian legislation (see p. 53).

^{14/} In the case of three composite items of the Canadian trade statistics (parcel-post packages, small express packages, and certain containers) it is impossible to distinguish between the duty reductions resulting from schedule I and those resulting from the most-favored-nation clause. On the greater part of the goods included under these items the duties were reduced by the one method or the other in the 1936 agreement and a still larger part is subject to reduced duties under the new agreement.

^{15/} For each of the items on which the rate was lowered the percentage reduction was separately computed, and these percentages were added and divided by the number of items.

Table 18. - Canada's imports from the United States, 1935-37, and from all countries, 1937, classified according to the effect of the new agreement on the tariff status of commodities, as compared with the status in 1935, before the first agreement
(Values in millions of Canadian dollars)

Tariff status of commodities	Imports from the United States			Total imports from all countries	United States share of total 1937 (percent)	Percent of total imports from the United States 1937
	1935	1936	1937	1937		
Dutiable and free, as of 1935	312.4	369.1	490.5	808.9	60.6	100.0
Dutiable as of 1935	184.7	228.9	308.4	548.4	56.2	62.9
Rates reduced by new agreement	133.5	172.9	240.3	394.3	60.9	49.0
By schedule I	84.9	116.0	165.4	245.1	67.3	33.7
Tourist purchases to \$100 ^{2/}	-	2.9	6.2	7.0	88.2	1.3
By most-favored-nation provision	45.6	50.0	64.1	137.0	46.8	13.1
Mixed concessions ^{3/}	3.0	4.0	4.6	5.2	89.7	.9
Rates bound by schedule I of new agreement ^{4/}	39.3	42.8	51.7	66.8	77.5	10.6
Rates not affected by new agreement	11.9	13.2	16.4	87.3	18.8	3.3
Free as of 1935	125.2	138.0	179.2	245.2	73.1	36.5
Bound free by schedule I of new agreement	41.8	53.3	65.5	75.5	86.8	13.3
Not affected by new agreement	83.4	84.7	113.7	169.7	67.0	23.2
Total of above tabulated items	309.9	366.9	487.6	793.6	61.4	99.4
Minor untabulated items ^{5/}	2.5	2.2	2.9	15.3	18.8	.6

^{1/} Imports are classified as dutiable or free according to their status in 1935, some articles having been subsequently transferred from the dutiable to the free list.

^{2/} All "dutiable" articles covered by this table were, in 1935, dutiable when imported from the United States, but many of them were (and are now) free of duty when imported from British countries. The figures in the import columns refer to the same commodities in each year.

^{2/} Tourist purchases are not mentioned in schedule I of either the new agreement or the 1936 agreement, but they were made free up to \$100 by legislation of 1936 resulting directly (not through the most-favored-nation provision) from the negotiations of the 1936 agreement. This legislation continues in force.

^{3/} These consist of parcel-post and small express packages and certain containers, dutiable under various paragraphs, on nearly all of which the rates were reduced in the new agreement. See p.48, footnote 14.

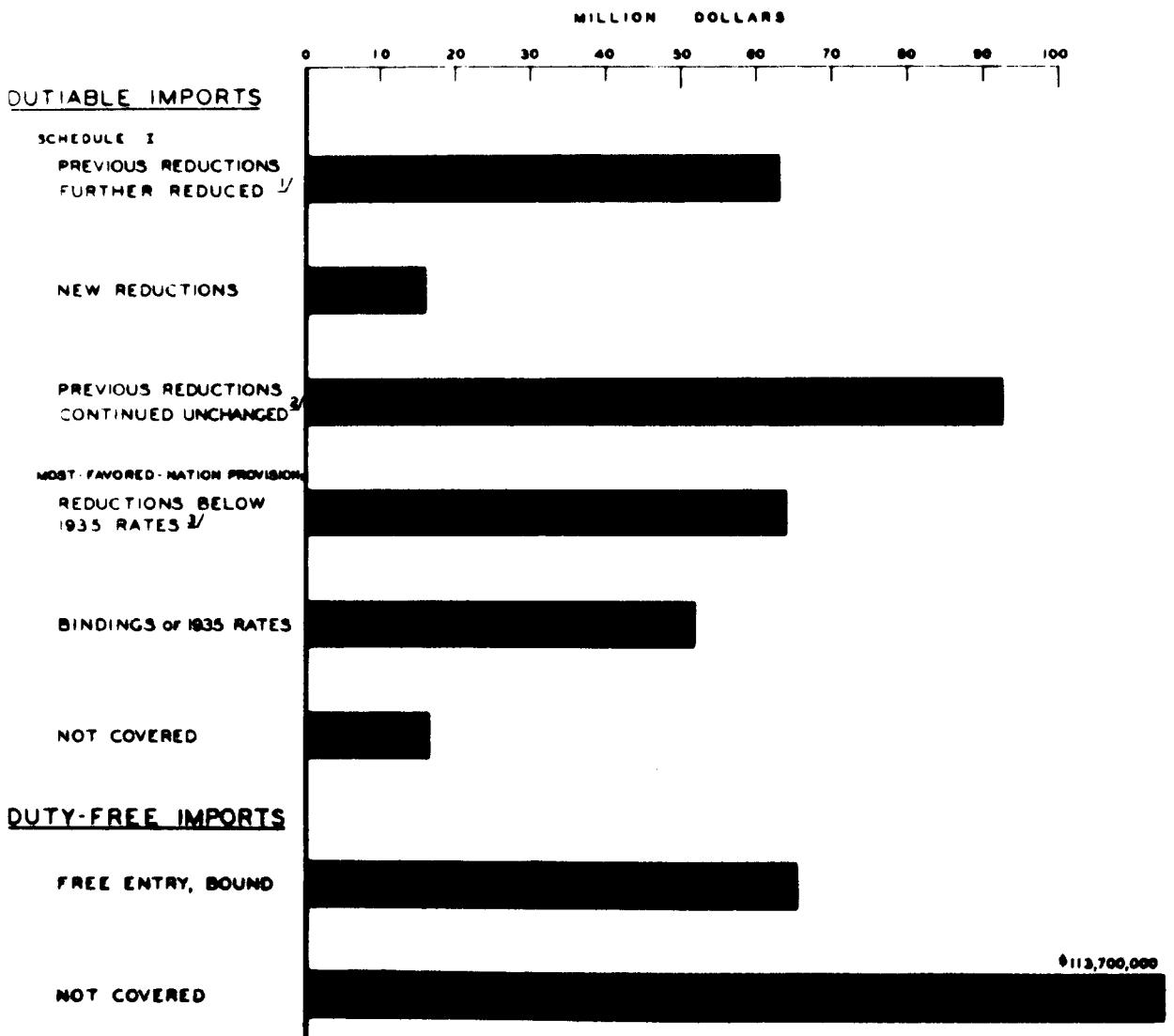
^{4/} Of the imports shown from the United States, coal accounted for 26.8 million dollars in 1935; 28.5 million dollars in 1936; and 31.6 million dollars in 1937. The total imports of coal from all countries in 1937 amounted to 39.2 million dollars.

^{5/} The untabulated items, calculated by subtracting the tabulated items from the total of dutiable and free imports, consist of items of which the imports from the United States are insignificant. If tabulated they would be distributed among the figures for dutiable imports not affected by the new agreement, imports under the breakdown for most-favored-nation concessions, and duty-free imports not affected by the new agreement.

Source: Compiled from official statistics of the Department of Trade and Commerce of Canada.

CHART III

SCOPE OF CONCESSIONS MADE BY CANADA
ON THE BASIS OF
IMPORTS FOR CONSUMPTION FROM THE UNITED STATES IN 1937



^{1/} REDUCTIONS HAD PREVIOUSLY BEEN MADE IN THE 1936 AGREEMENT THROUGH SCHEDULE I (\$30.3 MILLIONS IN 1937) AND THE MOST-FAVORED-NATION PROVISION (\$28.9 MILLIONS IN 1937).

^{2/} INCLUDES TOURIST PURCHASES OF \$6.2 MILLIONS AND MIXED CONCESSIONS OF \$4.6 MILLIONS.

^{3/} THESE RATES ARE IN GENERAL THE SAME AS BECAME EFFECTIVE JANUARY 1, 1936, UNDER THE MOST-FAVORED-NATION PROVISION OF THE FIRST AGREEMENT.



Besides reductions in Canadian duties, the new agreement provides for binding the rates on a number of commodities at the present level, this being also the level in effect in 1935 before the first agreement. The total value of the imports of these duty-bound commodities into Canada from the United States in 1937 was about 52 million dollars. Only one of these bindings, structural steel, had been included in the 1936 agreement. A large proportion of the total imports of this group is represented by anthracite and bituminous coal and coke. It should be noted that the listing of the commodities of this group in schedule I of the agreement, even though the rates are the same as those previously in force, has the effect of removing the 3-percent excise tax, which has hitherto been a considerable addition to the total charges on importations into Canada from the United States, notably of anthracite coal.

The total value of the imports into Canada from the United States in 1937 of commodities which were free of duty in 1935 was over 179 million dollars. Continued free entry is bound by the new agreement with respect to articles covering a trade of 65½ million dollars, or 37 percent of this total; most of these "bindings" had already been included in the 1936 agreement. A very considerable proportion of the free commodities not covered by bindings consists of articles of noncommercial character and other articles the binding of which on the free list would be of little value to the United States.

New or increased concessions of the present agreement and concessions continued from the 1936 agreement. - Apart from the general provision for the elimination of the 3-percent excise tax on articles listed in schedule I, the new agreement (see table 19 and chart VII) modifies the tariff status in effect in 1938, immediately before it became operative, in two respects.^{16/} It reduces further the rates of duty already reduced through the 1936 agreement (either through its schedule I or through the most-favored-nation provision) on commodities of which the imports into Canada from the United States in 1937 amounted to over 63 million dollars. It reduces duties on articles not affected by the 1936 agreement the imports of which from this country were valued at 16 million dollars. These two figures give a total of 79 million dollars, or 27 percent of the total dutiable imports from the United States in 1937, which amounted to 290 million dollars.

Schedule I of the new agreement binds the continuance of the reduced rates of duty provided by the first agreement (either through its schedule I, or through the most-favored-nation provision) on commodities of which the imports into Canada from the United States in 1937 amounted to 92 million dollars.^{17/}

As already stated, the great majority of the bindings of existing rates of duty against increase, provided by schedule I of the new agreement, are new bindings not covered by the 1936 agreement.

^{16/} These changes result entirely from schedule I of the new agreement. The repetition in the new agreement of the most-favored-nation provision of the 1936 agreement did not, of course, change the tariff status of any commodity from that existing in 1938.

^{17/} This total includes tourist purchases which were not mentioned in schedule I of either agreement, but which were made free by Canadian legislation in accordance with a note in connection with the 1936 agreement; this legislation is still in effect. It does not include the mixed concessions (see table 19). On some of the commodities included in this total of 92 million dollars, the actual rates specified in schedule I of the new agreement are lower than the rates resulting from the first agreement, having since been reduced by Canadian legislation. Some of these further reductions relate to articles covered by schedule I of the 1936 agreement, and some to articles on which the lowered rates under that agreement had resulted from its most-favored-nation provision. The most conspicuous illustration is agricultural implements. Schedule I of the 1936 agreement reduced the rate from 25 to 12½ percent, and the Canadian Parliament subsequently made it 7½ percent, which latter rate is now bound against increase by being included in schedule I of the new agreement.

Table 19. - Canada's dutiable imports^{1/} from the United States, 1935-37, classified to show the relation of the concessions of the new agreement to those of the 1936 agreement

(Values in millions of Canadian dollars)

Tariff status of commodities	Imports from the United States			Percent of total for 1937
	1935	1936	1937	
Schedule I reductions:				
Further reductions of rates previously reduced below 1935 rates	35.5	46.7	63.2	20.5
By schedule I of 1936	15.2	21.9	30.3	9.8
By most-favored-nation provision of 1936	20.3	24.8	32.9	10.7
New reductions (not previously reduced below 1935 rates)	9.5	11.6	16.0	5.2
Bindings at 1938 rates of duties previously reduced below 1935 rates	39.9	60.6	92.4	29.9
By schedule I of 1936	2/26.0	2/35.9	2/50.7	16.4
By most-favored-nation provision of 1936	13.9	21.8	35.5	11.5
On tourist purchases up to \$100 ^{3/}	-	2.9	6.2	2.0
Total schedule I reductions below 1935 rates	84.9	118.9	171.6	55.6
Reductions below 1935 rates resulting only from the most-favored-nation provision ^{4/}	45.6	50.0	64.1	20.8
Mixed concessions ^{5/}	3.0	4.0	4.6	1.5
Total reductions below 1935 rates (by schedule I and most-favored-nation provision) ^{4/}	133.5	172.9	240.3	77.9
Schedule I bindings at 1935 rates ^{6/}	39.3	42.8	51.7	16.8
Dutiable imports not affected by new agreement ^{4/}	11.9	13.2	16.4	5.3
Total dutiable imports from the United States ^{4/}	184.7	228.9	308.4	100.0

^{1/} Imports are classified as dutiable according to their status in 1935, some articles having been subsequently transferred from the dutiable to the free list.

^{2/} Including oranges imported from December through April, although the 1936 agreement did not cover December. Imports in December 1936 were \$574,000.

^{3/} Tourist purchases are not mentioned in schedule I of either the new agreement or the 1936 agreement, but they were made free up to \$100 by legislation of 1936 resulting directly (not through the most-favored-nation provision) from the negotiations of the 1936 agreement. This legislation continues in force.

^{4/} Figures of these lines do not include items (unless covered by schedule I concessions) of which the imports from the United States are insignificant. See table 18, footnote 5.

^{5/} These consist of postal and small express packages and certain containers dutiable under various paragraphs, on nearly all of which the rates were reduced in the new agreement. See p.48, footnote 14.

^{6/} Only one of the commodities in this group, namely, structural steel (imports 2.6 million dollars in 1937) was so bound by the 1936 agreement.

Sources: Compiled from official statistics of the Department of Trade and Commerce of Canada.

The expansion of scheduled concessions. - An important point of difference between the new agreement and that of 1936 is the marked shift with respect to the basis on which the duty reductions rest. Schedule I of the new agreement covers many commodities on which duties had been reduced in 1936 not by schedule I of the former agreement but only as the result of its most-favored-nation provision. Some of the rates reduced through that provision have been further reduced by schedule I of the new agreement; others have been bound at the same level. The scope of schedule I of the new agreement, as measured by value of the imports of the concession items in 1937, is more than twice that of schedule I of the 1936 agreement. On the other hand, the scope of the duty reductions dependent entirely on the most-favored-nation provision has been reduced by somewhat more than one-half. This shift is more clearly brought out in the following tabular statement:^{18/}

(In millions of Canadian dollars)

Type of concession	Imports in 1937 of articles on which duties were reduced by -	
	1936 agreement	New agreement
Schedule I concessions	81.0	165.4
Most-favored-nation concessions	132.5	64.1
Mixed concessions	4.6	4.6
Tourist purchases	6.2	6.2
Total	224.3	240.3

This change in the basis of the concessions is important because duties reduced only as the result of the most-favored-nation clause remain subject to possible increase by Canadian legislation. Although the aggregate scope of the duty-reduction concessions, including those resulting both from schedule I and from the most-favored-nation provision, has not been greatly enlarged by the new agreement; this expansion of the scheduled concessions, in addition to the further reductions in duties already lowered in 1936, makes the present agreement much more important than that of 1936.

Effect of most-favored-nation provision of the new agreement. - The nature of Canada's tariff system, and the effects of the most-favored-nation provision of the 1936 agreement in lowering the duties payable on many American goods, have already been set forth (part II, p. 33). So far as rates of duty are not fixed specifically by schedule I of the new agreement, this provision, repeated in the new agreement, continues, in the case of many commodities, to be the basis for the payment of duties lower than were in effect in 1935.^{19/} As just pointed out, however, the most-favored-nation provision, by itself, will in future affect much less trade than it did from 1936 to 1938.

The repetition of the most-favored-nation provision in the new agreement, of course, has no immediate effect in lowering any rate below that in effect in 1938. If, however, Canada should in the future reduce its intermediate rate of duty on any commodity by legislation, or by an agreement with a third non-British country, the United States would obtain the benefit of this lower rate. As already pointed out, there is nothing to prevent Canada by legislation from raising such intermediate duties as are not specified in schedule I. Canada, however, made relatively few increases in intermediate rates during the three years when the first trade agreement with this country was in effect.

The removal of the 3-percent excise tax.^{20/} Whether or not a given tariff rate of duty specified in schedule I of the agreement is lower than the rate in effect in 1938, the actual total charges on imports from the United States will hereafter be lower than in 1938 by reason of the removal of the 3-percent excise tax from all articles, free or dutiable, listed in schedule I. Imports of these articles into Canada from the United States in 1937 amounted to about 282 million dollars, or 58 percent of the total imports of all commodities.

^{18/} See table 45, appendix, for similar data by commodity groups.

^{19/} The two other results of the most-favored-nation provision of the 1936 agreement, described on p. 34 continue to be applicable under the new agreement.

^{20/} This excise tax, payable only on imports from non-British countries, is not to be confused with the Canadian sales tax, which applies to both Canadian and imported goods and the rate of which is at present 8 percent.

The special excise tax was first imposed in 1931 at the rate of 1½ percent, but shortly thereafter it was increased to 3 percent. At first the tax applied to imports from British as well as non-British countries, being designed primarily for revenue purposes. So far as British goods are concerned, the rate was reduced to 1½ percent in April 1934 and was removed entirely in March 1935. This action increased materially the margins of tariff preference in Canada enjoyed by British countries as against the United States and other non-British countries. The 3-percent tax also served to increase the protection given by the regular tariff rates to Canadian producers in competition with American producers.

The removal of this tax is the more significant because on dutiable articles the amount of tax has been computed not on the foreign or dutiable value of the goods but on the duty-paid value. For instance, on a commodity subject to a duty of 20 percent ad valorem, the 3-percent tax amounted to 3.6 percent of the dutiable value, making a total charge of 23.6 percent ad valorem. The removal of the 3-percent tax means that in regard to most commodities on which the regular rate of duty is reduced by schedule I of the new agreement, the actual charges on American goods are reduced by a materially larger percentage. For example, if a 20-percent ad valorem duty is made 15 percent, the actual effect is to bring down the total charges from 23.6 to 15 percent, or by slightly more than 36 percent instead of merely by a third.

Provisions of the new agreement concerning arbitrary valuations. - The 1936 trade agreement and Canadian legislation enacted in accordance with the note which accompanied it, brought about numerous and important changes with respect to the "arbitrary valuations" and so-called "dumping duties" theretofore imposed on many commodities imported from the United States.^{21/} The new agreement contains no further provisions of a general character regarding this subject, but American goods continue to benefit by the changes in the system which were brought about in 1936. The agreement does provide special new concessions with regard to arbitrary valuations on fresh fruits and vegetables (see pp. 57 and 58).

Concessions made by Canada, by commodity groups

Tables 20 and 21 present statistics similar to those of tables 18 and 19, classified according to the commodity groups ^{22/} distinguished in the Canadian statistics, with certain subdivisions and modifications of order. ^{23/}

^{21/} See part II, p. 34.

^{22/} In order to make the 9 Canadian commodity groups correspond more closely with those distinguished in United States statistics, several changes have been made. The Canadian subgroups under "Agricultural and vegetable products," consisting of "mainly food" and "other than food," (see table 9, p. 23) are shown as groups 1 and 2, respectively. A new group, 7, consists of machinery and vehicles from groups 5 and 9, electrical apparatus from groups 6 and 9. Clocks and watches have been transferred from group 6 to group 9, and printed matter from group 4 to group 9.

^{23/} Tables 44 and 45 of the appendix contain further analyses of the Canadian concessions by commodity groups.

Table 20. - Scope of Canadian concessions in the new agreement, including concessions repeated from the 1936 agreement, by commodity groups: 1/
Imports into Canada from the United States in 1937 2/

(Values in thousands of Canadian dollars)

Commodity group	Dutiable (as of 1935)			Free (as of 1935)		
	Total imports	Value	Percent of total	Duties reduced below 1935 rates	Duties bound at 1935 rates	Free entry bound
1. Agricultural and vegetable products, mainly food	27,749	21,023	76	4,423	1,546	1,064
2. Agricultural and vegetable products, other than food	6,180	4,700	76	-	8,606	2,913
Agricultural	2,353	970	41	-	5,663	429
Other crude products	1,472	1,472	100	-	2,079	1,772
Manufactures, including beverages	2,355	2,258	96	-	864	712
3. Animals and animal products	5,014	4,766	95	-	7,388	5,426
Agricultural	850	790	93	-	4,015	2,316
Fishery	760	752	99	-	33	15
Other crude products	854	854	100	-	3,337	3,095
Manufactures	2,550	2,370	93	-	3	-
4. Fibers, textiles, and textile products	10,268	10,041	98	-	28,707	21,168
5. Wood, wood products and paper	9,490	9,022	95	318	6,321	5,904
6. Iron and its products	47,829	30,147	63	12,915	7,153	264
7. Machinery, electrical apparatus, and vehicles	97,623	96,647	99	-	35,561	14,106
8. Nonferrous metals and products	11,240	10,226	91	518	5,748	477
9. Nonmetallic minerals -						
Crude	33,285	1,480	4	31,616 3/	48,809	3,666
Manufactures	15,669	14,272	91	512	6,857	3,954
10. Chemicals and allied products	14,074 4/	10,166	72 1/2	1,315 5/	7,952	4,462
11. Miscellaneous commodities	30,047 5/	27,799	92	132 4/	14,530	2,076

1/ See table 17, footnote 1.

2/ The imports are classified as dutiable or free according to their status in 1935, some articles having been subsequently transferred from the dutiable to the free list. The figures do not include items of which the imports from the United States are insignificant, except those covered by Schedule I.

3/ The dominant item is crude petroleum; not bound.

4/ Includes tourist purchases and "mixed concessions" (see table 18).

5/ Includes a large value of imports of a noncommercial character (see p. 67).

Source: Compiled from official statistics of the Dept. of Trade and Commerce of Canada.

Table 21. - Scope of the new or increased duty-reduction concessions made by Canada in the new agreement, and of the concessions repeated from the 1936 agreement, by commodity groups: 1/ Dutiable imports into Canada from the United States in 1937 2/

Commodity group	(In thousands of Canadian dollars)						
	Total dutiable imports from U.S. 3/	Schedule I duty reductions below 1934 rates					Duties below 1935 rates of 1936 agreements (continued in division 3/)
		Total	Below 1934 rates		New con- cessions	Reduced rates of 1936 agreements	
			Total	Increased concessions			
4/	5/	6/	7/	8/	9/	10/	
1. Agricultural and vegetable products, mainly food	27,749	17,236	11,113	10,185	928	6,123	3,787
2. Agricultural and vegetable products, other than food	6,130	3,181	1,685	1,516	169	1,476	1,519
Agricultural	2,353	392	365	268	97	27	578
Other	3,827	2,789	1,320	1,248	72	1,469	941
3. Animals and animal products	9,014	3,020	2,108	1,154	954	912	1,746
Agricultural	850	442	151	139	12	291	348
Fishery	760	509	273	273	-	232	247
Other	3,404	2,073	1,684	743	941	389	1,151
4. Fibers, textiles, and textile pro- ducts	10,268	6,576	4,277	4,235	42	2,299	3,465
5. Wood, wood products, and paper	9,490	8,183	5,583	5,569	14	2,600	839
6. Iron and its products	47,829	25,327	11,075	4,849	6,226	14,252	4,820
7. Machinery, electrical apparatus, and vehicles	97,623	66,188	21,758	19,348	2,410	44,430	30,459
8. Nonferrous metals and products	11,240	9,140	3,850	611	3,239	5,290	1,086
9. Nonmetallic minerals	48,954	6,366	4,700	4,545	155	1,666	9,386
Crude	33,285	1,361	1,048	1,073	75	213	119
Manufactures	15,669	5,005	3,552	3,472	80	1,453	9,267
10. Chemicals and allied products	14,074	7,243	6,057	5,303	754	1,186	2,923
11. Miscellaneous commodities 5/	30,047 6/	19,139	7,026	5,930	1,096 6/	12,113	4,028

1/ See table 17, footnote 1.

2/ Imports are classified as dutiable which were dutiable in 1935, some articles having been subsequently transferred from the dutiable to the free list.

3/ These columns do not include certain items of which the imports from the United States are insignificant, or for which data are not available; m.f.n. means "most-favored-nation."

4/ That is, rates reduced by the 1936 agreement, either by schedule I or by the most-favored-nation provision, further reduced by schedule I of the new agreement.

5/ Includes mixed concessions (see p. 48, footnote 14); i.e., concessions which cannot be segregated as between those by schedule I and those by the most-favored-nation provision. The value of the mixed concessions (\$4,632,000 in 1937) is included in the figure for total dutiable imports opposite "miscellaneous products," but is not included in the columns containing concessions figures.

6/ Includes tourist purchases, \$6,205,000.

Source: Compiled from official statistics of the Department of Trade and Commerce of Canada.

Concessions by Canada on farm products

Imports of American farm products, other than cotton, into Canada fall under the first three of the groups above distinguished. Raw cotton, which falls under group 4, is free of duty and the new agreement, like that of 1936, binds its continued free entry. The value of the imports of American cotton into Canada in 1937 was over 21 million dollars. Apart from cotton, the total imports of agricultural commodities into Canada from the United States in 1937 amounted to about 42.2 million dollars, of which 31.0 million dollars had been dutiable as of 1935 and 11.2 million dollars free of duty.

On agricultural products imported in 1937 to a value of 22.8 million dollars the rates of duty in effect in 1935 have been lowered or eliminated. This figure indicates the scope of the concessions resulting from the new agreement, including those repeated from the 1936 agreement. It includes both concessions specifically named in schedule I of the agreement and those resulting from the most-favored-nation provision. The bulk of the duty reductions are made through schedule I. Although the over-all scope of the new trade agreement in regard to American agricultural products imported into Canada is not very much wider than the scope of the 1936 agreement, many of the rates already lowered by the earlier agreement have been further reduced. Thus in the single group of vegetable food products, these increased reductions in duty cover commodities in which the trade in 1937 was 10.2 million dollars.^{24/} Moreover, a materially larger proportion of the duty reductions on agricultural products are covered by schedule I in the new agreement than in the 1936 agreement, and a correspondingly smaller proportion are dependent on the most-favored-nation provision and thus subject to possible increase by the Canadian Parliament.

Fresh fruits and vegetables.— In point of number of commodities (not in total value of trade) much the largest proportion of the American fresh fruits and vegetables imported into Canada are subject to the system of arbitrary or "advanced" valuations. There is a basic rate of duty, in most cases ad valorem (formerly also a minimum specific rate on many of the products), but, either during limited periods or throughout the year, the ad valorem rate is applied not to the actual invoice value but to that value increased by an arbitrary advance. Moreover, the whole amount of this arbitrary advance is itself an additional charge on imports, a so-called "dumping duty." Where these arbitrary advances in valuations are applied only seasonally, they have been put into effect shortly before the time when the competing Canadian product came on the market, and removed after the marketing season for the Canadian product was finished. Since weather conditions affect the time when the Canadian crop is marketed, the periods of seasonal advances have varied in total duration from year to year, and have varied still more in the dates of beginning and ending.

The 1936 trade agreement reduced the basic rate of duty on most of the fresh fruits which were subject to arbitrary valuations from 20 percent to 15 percent ad valorem and also limited the arbitrary advances in dutiable value to four-fifths of the amounts in effect in 1935. The new agreement reduces the ad valorem basic rate to 10 percent; it repeats the limitations of the 1936 agreement on the amount of the advances in value in regard to a number of these fruits, and on four of them it makes further reductions in the permissible advance.

With respect to a similar group of fresh vegetables the 1936 agreement reduced the basic ad valorem rate from 30 percent to 15 percent, provided for the elimination of advanced valuations on several kinds (mostly of minor importance), and limited the arbitrary advances on the others to 80 percent of their previous height. The new agreement makes the basic rate 10 percent, repeats the previous provisions with respect to the amount of the arbitrary advances on several of the vegetables, and limits the advances to lower figures than before on several others.

For several kinds of fruits and vegetables, the Canadian tariff provides specific rates but also provides for arbitrary advances in the values, which advances are in effect direct additions to the specific duties. Concessions on all the

^{24/} This figure does not include any part of the imports of oranges. The 1936 agreement transferred oranges from the dutiable to the free list during four months of each year. The new agreement adds another month, December, to this free period (see p. 58).

fruits and vegetables of this group are made in the agreement with respect to the basic specific rates, or the advances, or both.^{25/}

In addition to limiting the amount of the advance in valuation permitted on these fresh fruits and vegetables, the new agreement provides, as to most of them, for a limitation on the duration of the seasonal period during which the arbitrary advances may be applied. There had been complaint on the part of American shippers that the arbitrary valuations were often initiated some time before the competitive Canadian products actually entered the market. In the case of a number of fruits and vegetables the period of application permitted under the new agreement is considerably shorter than the average period during which the arbitrary valuations have actually been in effect in recent years. Thus, for peas the average duration of application for the years 1933-37 was 17 weeks; the agreement limits future application to 12 weeks. The corresponding figures for fresh peaches are 10 weeks and 9 weeks, respectively; for strawberries, 8 weeks and 6 weeks, respectively (for other products, see pp. 91 and 92).

The basic rate of duty on most of the fresh fruits had been 20 percent ad valorem in 1935 and is made 10 percent under the new agreement; the corresponding reduction for the group of fresh vegetables is from 30 to 10 percent. The charges on fruits of this group imported from the United States outside of the periods when arbitrary valuations are applied^{26/} have thus been reduced by half, and those on vegetables by two-thirds. The individual kinds of fruits and vegetables vary greatly with respect to the time of the year when the American product enters Canada. As regards some of them, where the output of certain areas of the United States comes on the market long before the harvest in Canada, a large part of the trade is normally "off season", whereas for some others the producing season in the United States is not widely different from that in Canada, and the bulk of the trade takes place during the period when the arbitrary valuations are in effect.

Several important fresh fruits and vegetables imported into Canada from the United States have not been subject to arbitrary valuations, but only to "straight" duties, ad valorem or specific or mixed. Concessions on all of these are made in the agreement. Thus on grapes the flat specific duty was lowered from 2 cents per pound in 1935 to 1½ cents under the 1936 agreement, and, for the period from July to January, is made 1 cent by the new agreement. Before 1936 fresh tomatoes were dutiable at 30 percent ad valorem with an arbitrary advance in value during the competitive season and a specific minimum rate of 2 cents per pound throughout the year. The new agreement excludes any arbitrary advance in valuation, reduces the ad valorem rate to 10 percent, and reduces the specific minimum to 1½ cents.

On grapefruit, the duty was reduced from 1 cent to one-half cent per pound by the first agreement, and this rate is continued in the new agreement. Before 1936 American oranges were subject through the year to a duty of 35 cents per cubic foot. By the 1936 agreement they were made free during the period January to April, and under the new agreement this period is extended to cover December.^{27/} Usually

^{25/} The complex results of the provisions of the two agreements regarding fresh fruits and vegetables subject to arbitrary valuations are shown in table 26. Beans (green) may be taken as an illustration of the changes. Assuming an invoice value of 3 cents per pound, the charge on beans in 1935, when the arbitrary advance in the value was 2.5 cents per pound, would work out as follows: 30 percent ad valorem duty on a value of 5.5 cents per pound (i.e., 3 cents invoice value plus 2.5 cents advance), 1.65 cents per pound; plus the 2.5 cent advance in value taken as a dumping duty, making a total of 4.15 cents (not taking into account the further import tax of 3 percent on the dutiable value which will be removed under the new agreement). Under the agreement of 1936 the charge was 15 percent on a dutiable value of 5 cents per pound (i.e., 3 cents invoice value plus 2 cents advance), or 0.75 cent, plus 2 cents dumping duty, a total of 2.75 cents. Under the new agreement the charge will be 10 percent on a dutiable value of 4.5 cents per pound (i.e., 3 cents invoice value plus 1.5 cents advance), amounting to 0.45 cent, plus the arbitrary advance of 1.5 cents, a total of 1.95 cents per pound.

^{26/} On a few kinds the arbitrary valuations apply throughout the year.

^{27/} To avoid complexity the addition of this month of free entry is disregarded in the summary statistical tables of this report.

about half of the imports of oranges from the United States enter during this period of 5 months, and about one-twelfth enter during December. Canada is under obligation to Australia to maintain at least the present duty on oranges imported from non-British countries during the other months of the year. The new agreement binds the 35-cent rate during these months against increase.

Other vegetable food products.- The agreement provides for reductions in the Canadian duties on most classes of dried or canned fruits and fruit juices as compared with the rates in effect in 1935. On prunes the duty of 1 cent per pound is bound against increase; Canada's obligations to Australia prevent its decrease. On account of similar obligations concerning raisins, that product is not mentioned in the present agreement with Canada. Before 1936 corn imported for the manufacture of starch and cereal foods was free, that for distillation was dutiable at 7½ cents per bushel, and that for other uses (mainly animal feed) was dutiable at 25 cents per bushel. This latter rate was reduced to 20 cents by the 1936 agreement. The new agreement reduces it to 10 cents.^{28/} Several years ago when corn for animal feed was free of duty the United States exported considerable quantities to Canada, and in 1938 it again exported a considerable quantity even over the 20 cent duty. By the new agreement, Canada reduces its duty on oats, which was 16 cents per bushel in 1935, to 8 cents, the same as the reduced United States rate. There is also a reduction in duty on cleaned rice.

As already stated, the United States has by this agreement reduced its duty on potatoes, whether for seed or for table use, subject to quota limitations. Canada agrees to a reduction of duty from 75 cents to 37½ cents per 100 pounds during the period of sharpest competition with Canadian new potatoes - June 16 to July 31, and to free entry (as against the previous 75 cent rate) during the rest of the year.

Among the other reductions in Canadian duties on vegetable food products provided by the agreement (reductions in all cases as compared with 1935 rates and in several cases as compared with 1938 rates also) may be mentioned those on barley, hominy, fruit sirups, various kinds of nuts, sweet potatoes which are made free, dried beans and peas, wheat and wheat flour, hops, and olive oil.^{29/}

Vegetable nonfood products.- Partly as the result of concessions specified in schedule I, and partly by virtue of the most-favored-nation provision, reductions have been made on imports into Canada from the United States of most of these vegetable products of the nonfood group which are of agricultural origin. The most important duty reductions relate to grass, field, and garden seeds, nursery and florist stock, cut flowers, and hay.

Animal products of agriculture.- Canada imports relatively little of the products of animal husbandry, being itself a large exporter of most of them. Either by schedule I of the agreement or through its most-favored-nation provision, the Canadian rates of duty on practically all these products when imported from the United States are lower under the new agreement than those in effect in 1935, and on a number rates reduced in 1936 are further reduced. The concessions apparently of most importance from the standpoint of potential trade are those on eggs in the shell and on cured pork. There was formerly a considerable exportation of eggs from the United States to Canada, when the rate of duty was 3 cents per dozen. Under the recent 10-cent rate the trade has been very small. The new rate is 5 cents, the same as that made by the United States under the agreement.

Fishery products

Although in general fishery products move from Canada to the United States rather than in the opposite direction, there are a few such products of which the exports to Canada are considerable and on all of these the Canadian rates of duty have been reduced by the agreement. The largest item in this trade in the past has been shelled oysters in bulk, on which the duty was reduced 50 percent by the 1936

^{28/} There is nothing in the present agreement binding Canada to maintain the free entry of corn for starch and cereal foods or to continue the 7½-cent rate on corn for distillation.

^{29/} Canada in 1937 and 1938 imported considerable quantities of wheat and flour from the United States, but the trade is usually small. Some of these concessions are the result of most-favored-nation treatment and others of the provisions of

agreement, the same rate being continued in the new agreement. The duties on shelled oysters in cans and on oysters in the shell are also lowered as compared with the 1935 rates. On canned shrimps the 40 percent rate of 1935 was reduced to 27½ percent by the 1936 agreement and to 15 percent by the new agreement.

Wood and paper

Whereas the bulk of the imports from Canada into the United States of the group of wood and paper products consists of crude or very simply manufactured products, the United States exports to Canada relatively less of these lower-priced commodities, and more of advanced manufactures. Duty reductions have been made by Canada with respect to the larger part of the trade both in the dutiable crude products and in the more advanced products. Rough lumber is free of duty and is bound on the free list by the agreement. The duties on dressed lumber, hardwood flooring, and certain kinds of veneers and plywoods are fixed below the 1935 level, as well as those on wood furniture, on the basket item of manufactures of wood not otherwise provided for, and on several other less important manufactures of wood. On a number of the articles mentioned the concessions are either new or reduce further rates lowered in 1936.

Although the United States imports great quantities of wood pulp from Canada, there is some exportation of special types from this country to Canada. The duty on this was 25 percent in 1935 and 22½ percent in 1938; the new agreement makes it free. Reductions in rates as compared with the 1935 status are made with respect to most forms of paper and most converted paper products. On a large proportion of these, as measured by volume of trade, these concessions are either new or represent further lowering of rates already reduced by the 1936 agreement.

Mineral products

The United States supplies to Canada large quantities of coal, crude petroleum, sulphur, iron ore, and bauxite, but the trade in other crude products of mines is relatively small. All the major items mentioned above, except coal, are free of duty in Canada, but the agreement binds on the free list only sulphur.

Before 1930 American anthracite coal was free of duty in Canada and bituminous coal was dutiable at 50 cents per ton. With the expansion of the system of British Empire preferences, anthracite was made dutiable at 50 cents per ton and the rate on bituminous was raised to 75 cents, British anthracite being free and British bituminous paying 35 cents per ton. The actual charge on American coal has been still higher by reason of the 3-percent excise tax, which added materially to the total in the case of anthracite. The 1936 agreement made no reference to coal. Schedule I of the new agreement binds the rates of 50 cents and 75 cents, respectively, against increase, and the 3-percent excise tax will be removed. Similarly, the duty on such coke as is subject to duty is bound at \$1 per ton; such coke for special uses enters Canada free of duty.

A large number of minor crude mineral products are dutiable under the basket paragraph 711 of the Canadian tariff, the rate on which (25 percent in 1935) is made 20 percent by the new agreement. On salt in bulk the rate was 5 cents per 100 pounds in 1935 and is bound at 4 cents in the new agreement, the same rate as is provided for similar salt imported into the United States.

Vegetable and animal commodities not products of agriculture or fisheries

Groups 2 and 3 distinguished in tables 20 and 21 include some commodities which are not products of farms or fisheries. Some of these are crude, others manufactured. The most important duty-reduction concession made by Canada relating to the crude products is that on the general basket paragraph 711, which covers many other commodities as well. Another duty-reduction concession, important from the standpoint of past trade, is that on dressed furs, the lower duty resulting from the most-favored-nation provision. The most important of the bindings of free entry among the crude products of these subgroups relate to rosin and spirits of turpentine and to undressed furs.

The manufactured products of the vegetable nonfood group are principally rubber manufactures, the Canadian duties on practically all of which are reduced by the

agreement, chiefly through schedule I. The United States is a dominant supplier of rubber manufactures to Canada. The manufactured animal products are for the most part leather and leather manufactures. No concessions on these products were made by schedule I of the 1936 agreement, although commodities accounting for somewhat over half of the total dutiable imports of leather and its products from the United States were covered by duty reductions under the most-favored-nation provision; by the new agreement schedule I duty reductions are made on commodities constituting the bulk of the trade.

Textile manufactures

Canada made very few concessions on textile manufactures by schedule I of the 1936 agreement, but on commodities representing a large proportion of the imports of this group from the United States there was some reduction in rates of duty as the result of the most-favored-nation provision. Under the new agreement articles accounting for about two-thirds of the dutiable imports of textile goods from this country are covered by duty reductions specified in schedule I, and nearly all the remainder continue to pay lower duties than in 1935 by reason of the most-favored-nation provision. The proportion of Canada's total imports furnished by the United States is much smaller in textile manufactures than in most other groups, the bulk of the imports coming from the United Kingdom, and considerable quantities from other European and Asiatic countries. The United Kingdom has the benefit of preferential rates, and on some commodities these preferences are bound by agreement with Canada against decrease below specified figures.

As measured by past trade, the most important textile concessions granted to the United States under schedule I relate to cotton cloth, not bleached, mercerized, or colored; cotton cloth, printed, dyed, or colored, valued at 50 cents or more per pound; and silk stockings^{30/}; clothing and made-up articles of the several textile materials; and coated and impregnated fabrics, such as oilcloth and linoleum.

Iron and steel

Imports into Canada from the United States under the iron and steel group are normally very large.^{31/} By the 1936 agreement the Canadian rates of duty on about half of the dutiable imports of this group were reduced, largely as the result of the most-favored-nation provision. Under the new agreement the proportion affected by duty reductions (as compared with 1935 rates) is about five-eighths, and the ratio of schedule I concessions to reductions under the most-favored-nation provision is much larger than before. The United States supplies much the greater part of Canada's imports of iron and steel products as a group, but in many articles there is strong competition from the United Kingdom, which has the advantage of preferential rates. The concessions made to the United States by Canada involved modification of some of those margins of preference which were bound by agreement between Canada and the United Kingdom, notably on tin plate.

The most important single concession by Canada in the iron and steel group, as measured by past trade, is that on the basket item "manufactures of iron and steel not elsewhere provided for," the reduction of duty from 35 to 25 percent provided by schedule I of the 1936 agreement being continued in the new agreement. Another major tariff item on which the reduced rate of the 1936 agreement is continued is cooking and heating apparatus. Among the increased or new duty-reduction concessions made by Canada are those on locomotive beds or frames; sheets and plates coated with metal other than tin and zinc; manufactures of tin plate; metal furniture; tin plate of a kind made in Canada, and sheets and plates coated with zinc.

On a number of iron and steel products the new agreement does not reduce the Canadian duties but binds against increase the rates already in effect in 1935. These bindings relate chiefly to heavy products, on several of which the rates, unlike most rates in the Canadian tariff, are specific rather than ad valorem.

^{30/} The recent trade has been insignificant, but some years ago the imports from the United States, at much lower rates of duty than have since prevailed, were large.

^{31/} This group, as defined in tables 20 and 21, does not include the still larger imports of machinery and vehicles, which are included in the group in the Canadian trade reports.

Machinery, electrical apparatus, and vehicles

The imports of machinery, electrical apparatus, and vehicles into Canada from the United States are more than twice as great in value as those of any other commodity group distinguished in tables 20 and 21 except nonmetallic minerals. The United States supplies the great bulk of Canada's imports of this group. Nearly all of the dutiable articles are covered by rate reductions in the new agreement. This was also true of the 1936 agreement, but on various items the reduced rates have been further lowered and a number of reductions which in 1936 resulted only from the most-favored-nation provision have in the new agreement been included in schedule I. The most important of these shifts relates to automobiles, on which the present agreement provides for a flat rate of 17½ percent ad valorem. This is the same rate as was in force in 1938, but on a considerable part of the trade it is lower than the reduced rates which resulted from the most-favored-nation clause of the 1936 agreement, the Canadian Parliament having further reduced and simplified the duties in May 1936. Before the 1936 agreement the rates on American automobiles ranged from 20 to 40 percent ad valorem.

Apart from the automobile concession, the most important duty reduction made by Canada in the machinery group relates to the basket item of machinery not otherwise provided for, the total imports of which from the United States amounted in 1937 to about \$20,700,000. The rate on all such machinery in 1935 was 35 percent. By the 1936 agreement the rate was reduced to 20 percent on machinery of a kind not made in Canada, and to 25 percent on machinery of a kind made in Canada. The new agreement reduces further, to 10 percent, the rate on the first of these groups and repeats the 25 percent rate on machinery of a kind made in Canada. It is estimated that about half of the trade is in machinery of a kind not made in Canada.

Among other items on which the new agreement reduces the rates below the 1938 level, may be mentioned Diesel engines; aircraft and engines and parts thereof;^{32/} office machinery; and electric dynamos, generators, and motors. Those on which the rates fixed by schedule I are the same as were in effect in 1938 but lower than in 1935 rates are tractors (the lower-priced tractors have long been free of duty but those valued over \$1400 were formerly dutiable and were made free by the 1936 agreement), a long list of farm implements and machinery, engines and boilers, sewing machines, various kinds of electrical apparatus including the large group "not otherwise provided for," and various other items.

In the machinery group continued free entry is bound by the agreement with respect to commodities of which the imports in 1937 from the United States amounted to about 14 million dollars. Nearly all of this total is made up by farm tractors. The statistics of bindings of free entry given in table 20 and other tables include not only those tractors which were free of duty before the 1936 agreement but those which were dutiable in 1935 but made free by that agreement, it being impossible to distinguish the one from the other; there is, however, a considerable trade in those tractors which were formerly dutiable, and this has increased materially since their transfer to the free list. A large part of those free imports of the machinery group the continued free entry of which is not bound by the agreement consists of parts for automobiles.

Nonferrous metals and products^{33/}

The United States is the dominant supplier of Canada's imports of this group. Concessions are made by Canada in the new agreement on commodities making up the great bulk of the dutiable imports from the United States; the bindings of free entry relate only to a small part of the free imports. The scope of the duty reductions in this group is much wider under the new agreement than under that of 1936, and in the new agreement the duty reductions are chiefly listed in schedule I, whereas under the former agreement they resulted chiefly from the most-favored-nation provision. However, the increase in the scope of the concessions is to a

^{32/} The concessions on Diesel engines and aircraft involved the consent of the United Kingdom to reduction of the bound margins of preference.

^{33/} The Canadian trade statistics for nonferrous metals and products include electrical apparatus, which in tables 20 and 21 has been grouped with machinery, and also include clocks and watches, which in those tables have been grouped with miscellaneous commodities.

considerable extent due to the inclusion in schedule I of the single item of "articles for use in the manufacture of agricultural implements," the already low rate on which, 6 percent, is reduced to 5 percent in view of the $7\frac{1}{2}$ percent-rate on the complete implements. The agreement makes a new concession on aluminum manufactures. Duty reductions made in 1936 and continued without change in rate by schedule I of the new agreement cover miscellaneous brass and copper manufactures, nickel-plated ware, and electro-plated ware, among other items.

Nonmetallic mineral manufactures

The United States supplies about two-thirds of Canada's imports of manufactured products of nonmetallic minerals. Somewhat over two-thirds of the imports from the United States are dutiable and reductions in duty (as compared with 1935 rates) are made by Canada under the new agreement on about nine-tenths of the dutiable imports. The scope of these concessions as a whole is about the same as in the 1936 agreement, but the scope of schedule I has been greatly increased, although it still covers a smaller volume of trade than the duty reductions resulting from the most-favored-nation provision; Moreover, the agreement provides lower duties than were in effect in 1938 on a number of commodities, including asbestos manufactures and most forms of glass manufactures other than flat glass. The reduced rates made by the 1936 agreement on certain classes of firebrick are continued. The duty on plate glass (smaller sizes) was not affected by the 1936 agreement, but subsequent to that agreement the Canadian Parliament reduced the rate from 25 to 20 percent, and in the new agreement this latter rate is bound against increase.

Schedule I contains no concessions concerning the major products of petroleum, but the rates on them under the new agreement are lower than in 1935 by reason of the most-favored-nation provision. On gasoline, kerosene, and other light derivatives the 1935 rate was $2\frac{1}{2}$ cents per Imperial gallon. Under the most-favored-nation provision it became $2\frac{1}{4}$ cents, and later Canadian legislation reduced it to 1 cent, which rate will continue, unless changed by Canadian legislation, on imports from the United States and all countries enjoying most-favored-nation treatment.

Chemicals and allied products

In this group the agreement provides rates lower than were in effect in 1935 on commodities representing somewhat less than three-fourths of the total dutiable imports from the United States. A large proportion of the duty-reduction concessions represent further lowering of rates already reduced by the 1936 agreement.

As measured by past trade, the most important concessions made by Canada in this group are acids and other chemicals not specially provided for. If of a kind made in Canada these are dutiable under paragraph 711, a general basket paragraph covering a wide range of commodities. If of a kind not made in Canada the acids are dutiable under paragraph 216 and the other chemicals under 208t. The most-favored-nation provision of the 1936 agreement resulted in a lowering of the rate on the general basket paragraph 711 from 25 to $22\frac{1}{2}$ percent, but there was no change in the 25 percent rate^{34/} on the articles of a kind not made in Canada. The new agreement makes a rate of 20 percent on paragraphs 711 and 216 and of $17\frac{1}{2}$ percent on paragraph 208t.

Among other chemical products on which Canadian duties reduced by the 1936 agreement are further lowered by the new agreement are manufactures of pyroxylin plastics, medicinal and pharmaceutical preparations not otherwise provided for, and certain paints and varnishes. New duty reductions, not covered by the 1936 agreement, include, among other commodities, certain paints, perfumery and toilet preparations (nonalcoholic), and bicarbonate of soda. Among the rates reduced by the 1936 agreement which are continued unchanged by schedule I of the new agreement are those on fireproof paints, a group of sodium compounds, shoe blacking and polishes.

^{34/} Although the rate on imports of these chemicals from the United States was the same in 1935 whether they were of a kind made in Canada or not, the British preferential rate was lower on those of a kind not made in Canada than on the others.

Miscellaneous commodities^{35/}

The group "miscellaneous commodities" includes four items, now or formerly dutiable, which are affected in a special way by the trade agreement, namely, tourist purchases, parcel post packages, small express packages, and certain containers. The effect of the two trade agreements on these items has been stated elsewhere.^{36/} Apart from these four items, the concession on magazines affects a larger volume of trade than any other in the miscellaneous group. Before the 1936 agreement, magazines containing 20 percent or more of advertising were subject to duties, which greatly restricted their importation into Canada from this country. The 1936 agreement provided for free entry and this is continued under the new agreement. It is estimated that the imports of the formerly dutiable magazines from the United States into Canada in 1937 (not shown separately in the Canadian statistics) amounted to nearly four million dollars, about four times as much as in 1935. The continued free entry of other magazines and newspapers, already free in 1935, is bound by the agreement.

The commodities on which Canadian rates of duty already reduced by the 1936 agreement are further reduced by the new agreement include, among others, optical and scientific instruments, cameras, clocks and watch cases. The most-favored-nation provision of the 1936 agreement resulted in free entry into Canada of American surgical instruments (formerly dutiable at 10 percent), but dental instruments continued dutiable at 10 percent. The new agreement (schedule I) provides for free entry of both surgical and dental instruments. The agreement continues the reduced rate provided by the first agreement on toys. It provides that hereafter small individual packages of advertising matter valued at not more than \$1 shall be exempt from duty. This provision, like that for free entry of magazines, tends to increase the exports of advertised commodities from the United States to Canada.

The proportion of the duty-free imports of the miscellaneous group which is subject to bindings of continued free entry is much smaller than for most of the other groups, but this is due to the fact that the total includes several major items which are of an essentially non-commercial character on which a binding of free entry would be superfluous, such as settlers' effects, articles admitted temporarily for exhibition, and Canadian products returned.

Concessions made by the United States^{37/}General analysis

Comparison of tariff status under new agreement with status before the first agreement.- By the new agreement the United States fixes rates of duty lower than were in effect in 1935, before the first agreement, on commodities the imports of which from Canada in 1937 were valued at 120.5 million dollars, or 77 percent of the total dutiable imports from that country (see table 22). This total includes commodities on which the reduced duties are limited to specified quotas. In addition to duty reductions, the rates of duty in effect in 1935 before the first agreement are bound against increase in regard to commodities valued at 3.4 million dollars in 1937, or about 2 percent of the dutiable imports. These figures reflect the aggregate scope of the concessions made by the United States on dutiable goods in the new agreement, including concessions repeated from the 1936 agreement without change.

^{35/} The statistics given in tables 20 and 21 for group 11 include printed matter, classified in the Canadian statistics with paper products, and clocks and watches, classified with nonferrous metal products.

^{36/} See p. 43, footnote 14 (also p. 33, footnote 7).

^{37/} The individual concessions granted to Canada by the United States in the new agreement are listed in table 27 (p.169 to p.206), which covers each tariff item named in schedule II of the new agreement, including those on which rates of duty are specified and those on which continued free entry is bound. The items are arranged under the eleven commodity groups distinguished by the Department of Commerce, certain of these groups being subdivided so as to bring out important economic distinctions. Under each group the items are arranged in classes according to the nature of the concessions and the relationship between them and the concessions made by the agreement of 1936. The table shows the recent tariff treatment of each commodity, and the value of the imports of each commodity (in a few cases not available, and in a few estimated) from Canada and from all countries.

The unweighted^{38/} average of the several percentages of reduction in duties as compared with the rates in effect in 1935, before the first agreement, is about 43 percent.

With respect to seven^{39/} of the commodities on which the duties are reduced below the 1935 rates, the rates fixed by the agreement are applicable to specified "tariff quotas," imports, from any country, in excess of these quantities being subject to statutory rates of duty. The imports of these seven commodities from Canada in 1937 were valued at 14.2 million dollars. In the case of all of these commodities except fillets of cod and related species of fish, the agreement provides that the present statutory rates on such excess imports shall not be raised.

About three-fifths of the total imports from Canada into the United States enter free of duty. The bindings of free entry in the new agreement (mainly repetitions from the 1936 agreement) cover commodities which in 1937 accounted for a trade of 202.2 million dollars, or 85 percent of the total duty-free imports from Canada, as against duty reductions on a trade of 120.5 million dollars. On two of these duty-free commodities - shingles and crude nepheline syenite - however, the United States reserves the right to impose duties if imports exceed the quotas specified in the agreement.

^{38/} For each of the items the percentage reduction was separately computed, and these percentages were added and divided by the number of items on which duties were reduced.

^{39/} Namely, cattle; calves; cream; milk; fillets of cod and related species of fish; seed potatoes; and table potatoes. For details see table 28.

Second Trade Agreement with Canada

Table 22. - United States imports from Canada in 1936 and 1937, classified according to the effect of the new agreement and the 1936 agreement on the tariff status of the commodities.

(Values in thousands of dollars)				
Tariff status of commodities	Value of imports from Canada		Percentage of total imports in 1937	Percentage of dutiable imports in 1937
	1936	1937		
Dutiable imports				
Duties reduced below 1938 rates, total	65,823	71,805	18.3	46.0
Further reduction of rates reduced by 1936 agreement -				
Subject to quota in both agreements	7,617	11,990	3.1	7.7
Not subject to quota in either agreement	9,190	8,166	2.1	5.2
New reductions (rates not affected by 1936 agreement) -				
Subject to quota	1,058	944	.2	.6
Not subject to quota	47,958	50,705	12.9	32.5
Aluminum and nickel	20,398	23,844	-	-
Other 2/	27,560	26,861	-	-
Duties bound at 1938 rates, previously reduced by 1936 agreement, total	50,103	48,724	12.3	31.1
Subject to quota in both agreements 3/	791	1,274	.3	.8
Subject to quotas in 1936 agreement; quotas removed by new agreement	2,742	3,340	.8	2.1
Not subject to quota in either agreement	46,570	44,110	11.2	28.2
Whiskey	28,284	21,305	-	-
Other	18,286	22,805	-	-
Total reductions below 1935 rates	115,926	120,529	30.6	77.2
Including articles subject to quota in new agreement	(9,466)	(14,208)		
Duties bound by new agreement at 1935 rates (not bound by 1936 agreement)	3,267	3,359	.8	2.1
Dutiable imports not affected by new agreement 4/	58,016	32,344	8.2	20.7
Total dutiable imports from Canada	177,209	156,232	39.6	100.0

Table 22. - United States imports from Canada in 1936 and 1937, classified according to the effect of the new agreement and the 1936 agreement on the tariff status of the commodities^{1/} - Continued

(Values in thousands of dollars)

Tariff status of commodities	Value of imports from Canada		Percentage of total imports in 1937	Percentage of free imports in 1937
	1936	1937		
<u>Duty-free imports</u>				
Free entry bound, right reserved to impose duty or tax on imports in excess of quota ^{5/}	5,745	5,567	1.4	2.3
Free entry bound, without reservation				
Previous bindings, re-bound -				
Bound in 1936 Canadian agreement, re-bound ^{6/}	146,327	181,111	46.0	76.1
Bound in Swedish agreement, re-bound	8,308	11,439	2.9	4.8
New bindings	3,332 ^{7/}	4,036	1.0	1.7
<u>Total bindings of duty-free imports</u>	<u>163,712</u>	<u>202,203</u>	<u>51.3</u>	<u>84.9</u>
Not covered by new agreement	38,632	35,806	9.1	15.1
Noncommercial imports ^{8/}	10,335	10,790	2.8	4.5
Wheat for milling in bond	8,196	6,023	1.5	2.5
Other duty-free imports	18,101	18,993	4.8	8.0
<u>Total duty-free imports</u>	<u>200,344</u>	<u>238,009</u>	<u>60.4</u>	<u>100.0</u>
<u>Total imports, free and dutiable</u>	<u>377,553</u>	<u>394,241</u>	<u>100.0</u>	

^{1/} Table A in the Preface to volumes II, III, and IV of this Report (Digests of Trade Data with Respect to Products on which Concessions were Granted by the United States) contains an analysis of United States imports by type of concession similar to that presented in this table; however, there are minor discrepancies in the figures, those in table 22 having been revised after the publication of the volumes referred to above.

^{2/} Includes certain feedstuffs, value \$7,316,000, on which the 1936 agreement had bound the duty against increase; does not include cured pork for the reason stated in footnote 49, p. 74.

^{3/} The quotas fixed by the 1936 agreement are increased by the new agreement.

^{4/} Imports of agricultural commodities in this group were exceptionally large in 1936 owing to domestic shortage due to the curtailment of production and drought in that and previous years.

^{5/} Statistics are for red cedar shingles; not available for nepheline syenite.

^{6/} Binding of lobsters, unqualified in 1936 agreement, now excludes spring lobsters. Binding of cabinet woods in the log similarly excluded in the new agreement.

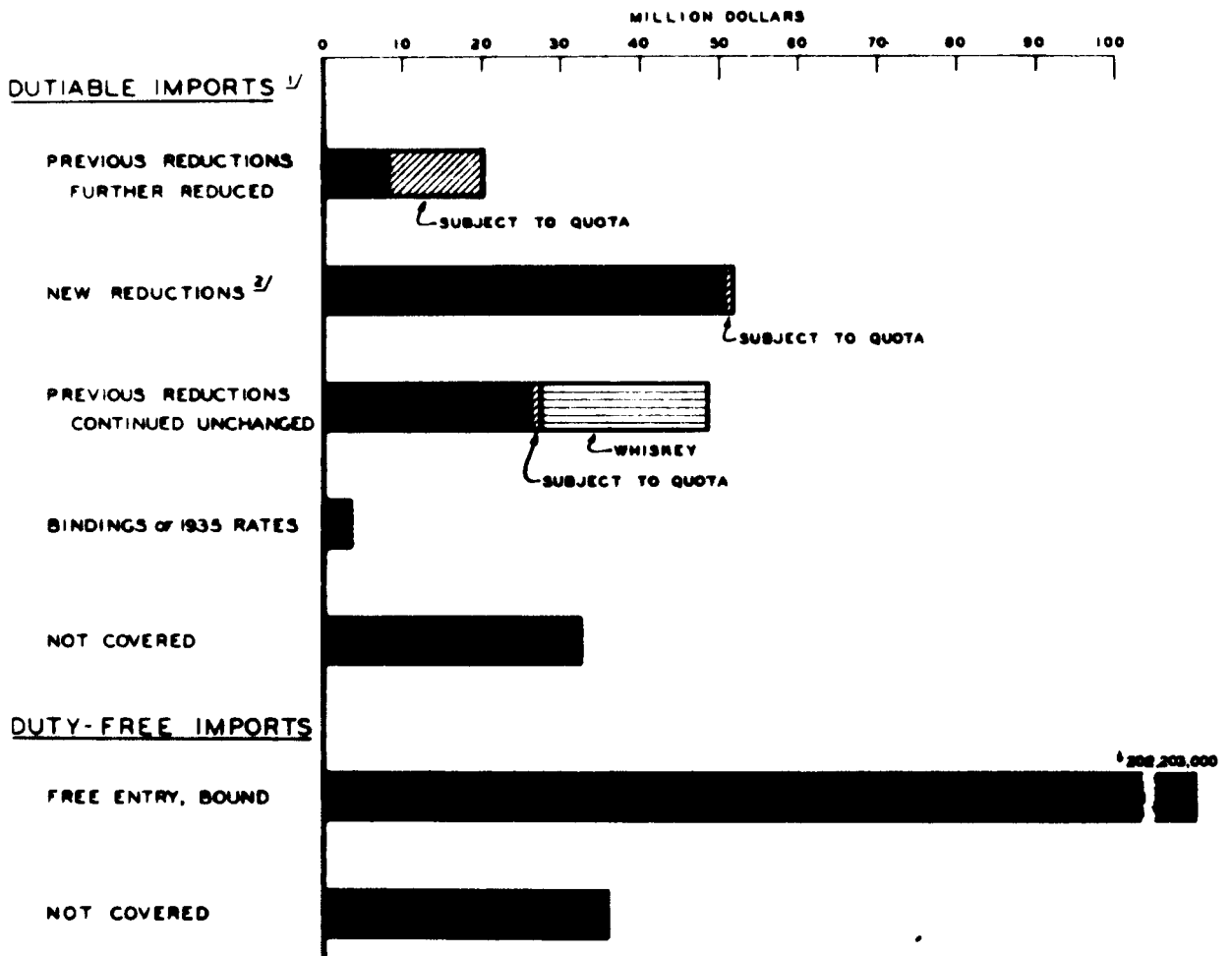
^{7/} Statistics do not include undressed lynx furs, not separately reported in 1936; imports in 1937 from Canada, \$539,000; from all countries, \$931,000.

^{8/} Includes "articles the growth, produce, or manufacture of the United States returned"; "household furniture, etc., not merchandise"; and "articles entered free on informal entry."

Source: Compiled from official statistics of the U.S. Department of Commerce.

CHART VIII

SCOPE OF CONCESSIONS MADE BY THE UNITED STATES
ON THE BASIS OF
IMPORTS FOR CONSUMPTION FROM CANADA IN 1937



1/ ALL DUTY REDUCTIONS ARE FROM 1935 RATES.

2/ ALUMINUM AND NICKEL ACCOUNT FOR ABOUT 48 PERCENT OF THE TOTAL SHOWN. THE TOTAL DOES NOT INCLUDE IMPORTS FROM CANADA OF CURED PORK, AMOUNTING TO \$356,000 IN 1937.



Few or increased concessions of the present agreement and concessions continued from the 1936 agreement. - Among the seven commodities the imports of which into the United States at reduced rates of duty are subject to quota limitations under the new agreement, four (cream, calves, cattle weighing over 700 pounds each, and seed potatoes) were also covered by quota-limited concessions of the 1936 agreement. For each of these, however, the concession has been modified either by reducing the rate of duty or by increasing the quota, or by both methods combined. The other three commodities (milk, table potatoes, fillets of cod and related species of fish) subject to quota limitations were not listed in the 1936 agreement.

Apart from the articles subject to quota limitations^{40/} the new agreement modifies in two respects the United States tariff status of dutiable commodities, as it stood under the first agreement. It reduces duties on articles not affected by the 1936 agreement, the imports of which from Canada in 1937 were valued at 50.7 million dollars.^{41/} It reduces further duties which had already been reduced in 1936 on commodities which were imported from that country to a value of 8.2 million dollars. Two commodities, aluminum and nickel, accounted in the trade of 1937 for nearly half of the new duty reductions; the percentage of reduction in the duties on these two metals was less than that on most of the other commodities of this group. The most important of the commodities on which rates already reduced in the 1936 agreement are further reduced by the new agreement are horses (of the lower value bracket), cheddar cheese, frozen blueberries, maple sugar, swordfish, so-called dead-burned dolomite, acetic acid, and acetylene black; this list does not include articles subject to quotas.

As shown by table 22 the total value of the imports from Canada in 1937 of commodities on which the rates of duty under the new agreement are lower than those in effect after the first agreement, including the articles subject to quota limitations, was 71.8 million dollars.

The new agreement binds the continuance of the reduced rates of duty provided by the first agreement on commodities of which the imports from Canada in 1937 amounted to 47.4 million dollars (not counting commodities subject to quota restrictions). Of this total, whiskey, on which the duty had been reduced by 50 percent in the 1936 agreement, accounted for 21.3 million dollars. On two articles of this group (Douglas fir and Western hemlock lumber, and dairy cows) the duty reductions of the 1936 agreement had been subject to quota limitations, which are removed by the new agreement; the quotas had not been filled during the life of the first agreement.

The 1936 agreement had already bound the continued free entry of so large a part of the duty-free imports from Canada that the new bindings of this sort are of relatively minor importance, covering commodities of which the imports in 1937 were valued at only 4.1 million dollars. However, two kinds of wood pulp (value of imports in 1937, 11.4 million dollars), which had not been named in the first agreement with Canada but had been bound on the free list in the 1935 agreement with Sweden, are included in the new Canadian agreement.

Imports of concession articles from countries other than Canada. - By reason of the fact that the United States extends the benefit of its concessions to other countries as well as to the country with which the agreement is made, it is significant to compare the imports from Canada of the concession items of the new agreement with the imports from all countries (see table 23). For the most part, concessions were made to Canada in the new agreement (as in the 1936 agreement) only on commodities as to which that country is by far the principal source of United States imports. Whiskey is a major exception to this statement, the imports from the United Kingdom having exceeded those from Canada in the most recent years. In 1937 the value of the imports from countries other than Canada of all articles on which duties are reduced (as compared with 1935 rates) in the new agreement amounted to 54.3 million dollars; of this total, articles other than whiskey accounted for 21.8 million dollars. In the trade agreement with the United Kingdom the same rate of duty on whiskey is named as in the Canadian

^{40/} All statements in this and the next two paragraphs relate to articles not subject to quotas in the new agreement.

^{41/} See footnote 49, page 74, as to cured pork.

agreement. Excluding whiskey, Canada supplied 82 percent of the total imports of commodities on which duties were reduced by the Canadian agreement. The value of the imports from countries other than Canada which enter into this total is accounted for chiefly by a small number of commodities.^{42/}

Canada is by far the dominant supplier of most of the articles on which continued free entry is bound by the new agreement with that country. Baltic countries are important suppliers of newsprint paper and of wood pulp, though ranking below Canada except in regard to two kinds of wood pulp which were not included in the first agreement with Canada but which, having already been bound on the free list by the Swedish agreement of 1935, are now bound also in the new agreement with Canada.

Table 23. - Canada's share in total imports into the United States of commodities subject to the several types of concessions made by the United States in the new agreement:
Imports into the United States from Canada
in 1937 ^{1/}

Tariff status of commodities	Imports, 1937			Share supplied by Canada
	Total	From Canada	Other countries	
				Percent
Reduced duties subject to quota provisions	14,681	14,208	473	96.8
Other duty reductions -				
Continued from 1936 agreement without change -				
Whiskey	53,844	21,305	32,539	39.6
Other commodities	29,960	26,145	3,815	87.3
Rates reduced by 1936 agreement further reduced	9,978	8,166	1,812	81.8
New reductions	66,363	50,705	15,658	76.4
Total duty reductions	174,826	120,529	54,297	68.9
Whiskey	53,844	21,305	32,539	39.6
All other	120,982	99,224	21,758	82.0
Duties bound at 1935 rates	12,822	3,359	9,464	26.2
Free entry bound, total	233,842	202,203	31,639	86.8
Wood pulp bound in Swedish agreement -	63,947	11,439	52,508	17.9
Other	229,895	190,764	39,131	83.0

^{1/} See footnotes to table 22.

^{2/} Of this total 9,028 thousand dollars was barley malt of which Canada was the second supplier, Belgium (with which the United States has a trade agreement) ranking first.

Source: Compiled from official statistics of the U. S. Department of Commerce.

^{42/} With respect to two of these, pickled or salted cod and related species of fish containing more than 43 percent of moisture, and blueberries, the imports other than from Canada come almost entirely from Newfoundland, and the agreement with the United Kingdom makes the same concessions to Newfoundland on them as are made in the Canadian agreement. The limited number of cases in which concessions were made to Canada on articles of which it has not hitherto been the principal foreign supplier of United States imports are, for the most part, mentioned expressly in the subsequent analysis of the individual concessions.

Concessions by the United States, by commodity groups and major individual items^{43/}

Tables 24 and 25 present statistics similar to those of table 22, classified according to commodity groups.^{44/} The first of these tables shows the aggregate scope of the new agreement, including that of the concessions repeated from the 1936 agreement. Thus for dutiable commodities it presents trade statistics with respect to all commodities on which the United States rates of duty under the new agreement are lower than those in effect in 1935, before the first agreement. The second table shows the scope of the new agreement, considered by itself, in regard to dutiable commodities; that is to say, it gives statistics of the trade in articles in which the new agreement makes new concessions or reduces further the duties on articles on which the rates had already been lowered by the first agreement.

^{43/} In the text of the following pages only the major individual concession commodities are mentioned. For complete list of concessions see table 27.

^{44/} Two additional tables (42 and 43) analyzing the concessions by commodity groups appear in the appendix.

Table 24. - Scope of United States concessions in the new agreement, including concessions repeated from the 1936 agreement, by commodity groups: Imports from Canada into the United States in 1937

Commodity group	(Value in thousands of dollars)						
	Dutiable				Free		
	Total imports	Duties reduced below 1937 rates	Duties bound at 1937 rates	Total imports	Free entry bound	Percent	
	Amount	Percent		Amount	Percent		
00(a). - Animals and animal products, edible (except fishery products) —	21,002	1/ 18,500	88.1	4	777	-	-
(b). - Fish and fish products, edible —	9,528	1/ 7,808	82.0	518	4,263	4,156	97.3
0. - Animals and animal products, inedible —	4,992	1,809	36.2	-	8,716	2/ 4,219	48.4
1(a). - Vegetable food products, (except beverages) —	39,666	1/ 21,721	54.8	2,286	6,335	-	-
(b). - Beverages —	21,477	21,350	99.4	-	-	-	-
2. - Vegetable products, inedible, (except fibers and wood) —	2,433	1,964	80.7	-	620	-	-
3. - Textile fibers and manufactures —	1,499	15	1.0	-	1,316	200	15.2
4. - Wood and paper —	18,756	18,278	97.5	-	166,247	3/ 165,766	99.7
5. - Nonmetallic minerals —	2,105	1/ 595	28.3	-	17,795	4/ 14,762	83.0
6. - Metals and manufactures, (except machinery and vehicles) —	28,565	25,894	90.6	551	6,885	3,862	56.1
7. - Machinery and vehicles —	582	22	3.7	-	3,600	3,492	97.0
8. - Chemicals and related products —	2,480	2,198	88.6	-	9,764	5,746	58.9
9. - Miscellaneous —	3,147	375	11.9	-	11,691	-	-
Total imports from Canada —	156,232	120,529	77.1	3,359	238,009	202,203	85.0

1/ Includes commodities on which the reduced duties are limited to specified quotas, accounted for by imports as follows (in thousands of dollars): Animals and animal products, edible, 12,456; fish and fish products, edible, 600; vegetables and vegetable products, edible, 1,152. In group 00(a) the figure does not include cured pork; see p. 74, footnote 49.

2/ Does not include undressed lynx furs (value \$538,000) because figures for years before 1937 are not available.

3/ Includes \$5,567,000 (shingles), bound free, but subject to possible duty or tax after quota limit is reached.

4/ Nepheline syenite, ground (dutiable) or crude (free), not shown separately in trade statistics, is subject to quota provision.

5/ Nearly all consists of noncommercial imports.

Sources: Compiled from official statistics of the U. S. Department of Commerce.

Table 25. - Scope of United States concessions in the new agreement, distinguishing new duty-reductions, further duty-reductions from 1936 rates, and duty-reductions repeated from the 1936 agreement, by commodity groups: Dutiable imports into the United States from Canada in 1937

Commodity group	(Value in thousands of dollars)								
	Total dutiable imports from Canada	Duties reduced below 1936 level				Reduced duties of 1936 continued		Total	Percent
		Amount	Percent	Increased con- cessions 1/	New reduc- tions 2/	Amount	Percent		
00(a). - Animals and animal products, edible (except fishery products)	21,002	16,088	76.6	11,919	3/ 4,169	2,412	11.5		
(b). - Fish and fish products, edible	9,528	3,453	36.2	839	2,614	4,356	45.7		
0. - Animals and animal products, inedible	4,992	1,600	32.1	1,241	359	208	4.2		
1(a). - Vegetable food products, (except beverages)	39,666	20,730	52.3	3,088	17,642	991	2.5		
(b). - Beverages	21,477	45	.2	-	45	21,305	99.2		
2. - Vegetable products, inedible, (except fibers and wood)	2,433	492	20.2	441	51	1,472	60.5		
3. - Textile fibers and manufactures	1,499	15	1.0	-	15	-	-		
4. - Wood and paper	18,756	1,274	6.8	-	1,274	17,004	90.7		
5. - Nonmetallic minerals	2,105	590	28.1	492	98	5	.2		
6. - Metals and manufactures, (except machinery and vehicles)	28,565	25,366	88.8	287	25,079	528	1.9		
7. - Machinery and vehicles	582	22	3.7	4/	22	-	-		
8. - Chemicals and related products	2,480	1,833	73.9	1,829	4	365	14.7		
9. - Miscellaneous	3,147	297	9.4	20	277	78	-		
Total	156,232	71,805	46.0	20,156	51,649	48,724	31.2		

1/ I.e., duties reduced by 1936 agreement further reduced by new agreement. Does not include articles on which the duty is unchanged but on which the quotas have been increased or removed (see text).

2/ Includes three articles on which there are tariff quota limitations (milk, fillets of cod, etc., and table potatoes).

3/ Does not include cured pork; see p. 74, footnote 49.

4/ Less than \$500.

Sources: Compiled from official statistics of the U. S. Department of Commerce.

Concessions by the United States on farm products

The total value of the dutiable imports of farm products from Canada in 1937 amounted to about 68.1 million dollars.^{45/} In the case of six of the major products on which the new agreement fixes rates lower than were in effect in 1935, before the first agreement, the reduced rates are limited by tariff quotas, more fully described on later pages. The value of the imports of these six products from Canada in 1937 was 14.2 million dollars, of which the heavier class of cattle accounted for 11.0 million dollars. With respect to agricultural commodities not subject to quota the new agreement provides rates of duty lower than were in effect before the first agreement on commodities of which the imports amounted to about 30 million dollars.^{46/} The figures given above reflect the aggregate scope of the new agreement, including concessions identical with those of the first agreement. The total value of the imports of these reduced-duty products (including those subject to quota limitations) from countries other than Canada was about 8 million dollars in 1937.

The only agricultural items on which the agreement binds continued free entry are cattle, hogs, and sheep imported for breeding purposes.

Under the commodity group of animals and animal products, edible (except fishery products), four of the concessions made by the United States are subject to quota limitations,^{47/} namely, those on cream, milk, cattle weighing 700 pounds or more each, and calves. The reduction in the duty on cream from 56.6 cents to 35 cents per gallon under the 1936 agreement resulted in imports very much below the quota limitation; the duty is now further reduced to 28.3 cents per gallon with no change in the quota. The concession on milk is restricted to imports of 3,000,000 gallons in any year. The quotas on cattle and calves are increased in the new agreement. With respect to cattle there is a limitation on the quantity that can be imported at reduced duty during any one quarter of the year.^{48/} The former quota limitation as to dairy cows is removed, the imports having been much below the quota.

The new agreement continues the duty reductions made by the first agreement on dairy cows (the former quota being removed), on live poultry, and on dressed chickens and guineas. The agreement of 1936 had reduced the duty on cheddar cheese from 7 cents to 5 cents per pound; the new rate is 4 cents. Under the 5-cent rate there was a marked increase in imports in 1936 but they were much smaller in 1937 and 1938.

As measured by value of imports in 1937, the most important of the new concessions in this commodity group are those on live hogs, fresh (not frozen) pork, and cured ^{49/} or prepared pork. Imports of all these products were abnormally large in 1936 and 1937 and were much smaller in 1938. The concession on cured or prepared pork does not apply to that which has been cooked, boned, canned, or made into sausage, forms which constituted the greater part of the total imports of this

^{45/} Imports from Canada of farm products fall almost entirely under commodity groups 00, 0, 1, and 2 and, when fishery products and beverages are excluded, they make up so nearly the total of these groups that the combined figures may be taken, for convenience, as representing the trade in farm products.

^{46/} This figure does not include cured pork; see footnote 49.

^{47/} For details regarding these and other quotas, see table 28, p. 207.

^{48/} By a Presidential proclamation, made in accordance with a proviso in the agreement, this quota is allocated as between Canada and other countries (Mexico is the only important source other than Canada). Canada's share is about 86 percent.

^{49/} Although practically all of the imports of cured pork from Canada, of which the value in 1937 was about \$550,000, are of forms to which the concession applies, they have not been reckoned into any of the totals in the tables summarizing the value of trade in concession articles, since their inclusion would make the totals for imports from Canada incomparable with those for imports from "other countries." The great bulk of the recent imports of cured pork from countries other than Canada has been of the forms excluded from the concession.

class in 1936 and 1937; these excluded forms come chiefly from countries other than Canada. Another concession covers chicken eggs in the shell; the imports hitherto have been very small.^{50/} The reduction in duty from 10 cents to 5 cents per dozen is matched by a similar reduction on the part of Canada.

In the group of animals and animal products, inedible, the most important concession to Canada, as measured by past imports, is that on horses valued not over \$150 per head. The 1936 agreement had reduced the duty from \$30 to \$20 per head; the new rate is \$15. Another concession reduces by one-fourth the former 50 percent duty on silver fox furs; Canada and Norway are the major original sources of imports, those credited to the United Kingdom having for the most part originated in these two countries.

In the commodity group vegetable food products, not including beverages, two of the duty reductions made by the United States in the new agreement are subject to quota limitations.^{51/} The 1936 agreement had reduced the duty on certified seed potatoes, subject to a quota limitation of 750,000 bushels annually. The quota was somewhat more than filled during 1936 and 1937. The new agreement raises the quota to 1,500,000 bushels and makes a further reduction in the rate of duty. A new concession relates to potatoes other than certified seed. The duty is reduced on a quantity not to exceed 1,000,000 bushels annually, except that in years when the domestic potato crop falls below 350,000,000 bushels an additional quantity equal to the deficiency may enter at the reduced rate. Canada makes a concession on American potatoes in the agreement (see p. 94).

In this same commodity group the reduced rates made by the first agreement on turnips and rutabagas, apples, and strawberries are continued by the new agreement without change. The reduced duties previously fixed on hay and frozen blueberries are further reduced.

The most important of the new duty-reduction concessions in the vegetable food group, as measured by imports in 1937, is that on barley; however, the imports of 1937, as of two or three years preceding, were abnormally large on account of a drought in this country, the United States being normally a net exporter. Duty reductions are also made on oats and rye, of which also the United States normally exports much more than it imports. It should be noted in connection with the concessions made to Canada on grains that the agreement with the United Kingdom provides for free entry of wheat from the United States. American wheat had previously been subject to a duty of about 6 cents per bushel, whereas Canadian wheat, under an agreement with the United Kingdom, entered free. The concession by the United Kingdom thus required the relinquishment of this bound margin by Canada. The United States did not reduce its own duty on wheat.

The 1936 agreement had bound against increase the 10 percent duty on wheat unfit for human consumption, byproduct grain feeds, and mixed feeds for animals; the new agreement reduces this rate to 5 percent. The duty on blueberries in their natural state is reduced by one-fifth.

The 1936 agreement had reduced the duty on maple sugar from 6 cents to 4 cents per pound but had not changed the 4-cent rate on maple sirup. Under this relation between the two duties the imports were chiefly of sugar. The new agreement restores the relationship which existed under the act of 1930 by making the rate on sugar 3 cents and on sirup 2 cents.

The new agreement with Canada reduces further the duty on honey, which had already been reduced in the agreement with Guatemala. United States imports of honey are much smaller than exports. In the agreement with the United Kingdom a concession is made to the United States on honey, which involved the relinquishment by Canada of a part of the bound margin of preference which it had previously enjoyed in the British market.

^{50/} The considerably larger imports of eggs from China and Hong Kong are not chicken eggs but dried duck eggs, which are consumed by the oriental population of this country and which scarcely compete with any American products.

^{51/} For details see table 28, p. 207.

The only commodity in the vegetable food group on which the new agreement binds the 1935 rate of duty against increase is barley malt; Canada has been the second supplier of the recent imports, which have been abnormally large because of the repeal of prohibition and short crops of barley in this country.

With respect to inedible vegetable products, the new agreement repeats the 50 percent reductions made by the 1936 agreement in the duties on certain grass and clover seeds. Another concession relates to red clover seed, the rate on which, already reduced by the agreement with France, is further reduced by the new agreement with Canada, which has become the largest supplier of imports. New concessions in this group cover tree and shrub seeds and cut flowers. Canada matches the reduction in the duty on cut flowers: the exports to Canada are much larger than the imports from that country.

Concessions on fishery products

The dutiable imports of fishery products ^{52/} from Canada amounted in 1937 to 9.5 million dollars (see tables 24 and 25). Duties are reduced by the new agreement, as compared with the rates in effect before the first agreement, on articles to a value of 7.8 million dollars in the trade of that year, and the 1935 rates are bound against increase on products of which the imports were \$518,000. There is also a large importation of duty-free fishery products from Canada, and most of these are bound on the free list by the agreement.

One of the most important concessions made by the United States on fishery products is subject to a quota limitation. The duty on fillets, fresh or frozen, of cod, haddock, and related species (so-called groundfish and of rosefish, is reduced by one-fourth on a quantity not to exceed 15 percent of the United States consumption (the quota, however, not to be less than 15,000,000 pounds). There is no provision limiting the rate of duty on any imports in excess of the quota.

The reductions in duty made by the 1936 agreement on certain species of fresh-water fish, fresh or frozen, and on fresh or frozen halibut, are continued by the new agreement. The first agreement had reduced from 2 cents to 1½ cents per pound the rates on fresh or frozen salmon, and on swordfish, fresh but not frozen; the new rate is 1 cent. The most important of the new concessions on fishery products, other than that on groundfish fillets, relates to pickled or salted groundfish (not skinned or boned), on which the previous rates are reduced by 50 percent; on one of the two forms of such fish an identical concession is made to Newfoundland in the agreement with the United Kingdom. Other new reductions in duty relate to four species of fresh-water fish, fresh or frozen; to fresh or frozen groundfish, whole or beheaded or eviscerated or both, but without fins removed; to fresh or frozen mackerel; to groundfish pickled or salted, skinned or boned; and to fish of the same species, smoked or kippered.

The new agreement binds against increase the statutory rates of duty on fresh or frozen groundfish (as described above) if the fins are removed; on fresh or frozen fillets of fish other than groundfish and rosefish; and on pickled or salted mackerel of certain types.

The agreement of 1936 had bound the continued free entry into the United States of sea herring, smelts, lobsters, and several other less important fishery products. These bindings are continued in the new agreement.^{53/}

Concessions on wood and paper

The imports from Canada under this group are mostly either crude forest products or simply-manufactured articles such as lumber, wood pulp, and newsprint paper, which are ordinarily thought of, particularly by the Canadians, as forest products. The imports from Canada under this commodity group are much larger than under any other, and most of the imports in terms of value enter free of duty.

^{52/} Fish oils and other fish byproducts, falling under commodity group O, are not included in this total, but the trade is small.

^{53/} Spiny lobsters, which do not come from Canada and of which the imports have recently increased sharply, are excluded from the binding on lobsters.

On all the more important free items the agreement binds continued free entry, and on the greater part of the imports of dutiable commodities under this group the rates under the new agreement are lower than were in effect in 1935 before the first agreement.

By the 1936 trade agreement the United States duty on softwood lumber and timber and the revenue tax on lumber and timber of all kinds had been reduced 50 percent, but on Douglas fir and Western hemlock the reduced rates were limited to a tariff quota of 250,000,000 board feet annually. This quota was not filled in any year under the first agreement; the limitation is omitted in the new agreement.^{54/} The new agreement provides that lumber and timber shall not be subject to the requirements of the law concerning marking of country of origin. On the other hand, it assures the application of the revenue tax (as reduced) to saved timber as well as to lumber.^{55/}

Concerning the concessions made to Canada on lumber, the Governments of Canada and the United States issued a joint note, appended to the agreement (see p. 88), with reference to the relationship between the American duties and the preferences enjoyed by Canada in the markets of British countries. This note calls attention to the concessions in favor of American lumber which were actually made, in regard to the markets of the United Kingdom and the British Colonies, by the agreement with the United Kingdom, and sets forth further concessions which will be made in these and other British areas should the excise tax of the United States on lumber of the kinds imported from Canada be repealed.

In addition to continuing the reduced duty on softwood lumber, the new agreement provides for continuance of the reductions made by the 1936 agreement on flooring of maple, birch, and beech, and on pulpboard in rolls for wallboard.

From the standpoint of value of past trade, the most important of the new duty reductions made by the United States under the forest-products group is that on evergreen Christmas trees, held by the courts to be dutiable under a basket paragraph of the tariff act. Another important concession is the reduction, by about one-third, in the duty on uncoated book and printing paper. The compound rates on tissue paper valued not over 15 cents per pound and on crepe paper valued not over 12½ cents per pound are reduced by 50 percent. Hitherto by reason of the specific part of the duties there has been practically no importation of such paper within these value limits; the considerable imports of certain kinds of tissue and crepe paper, which come mainly from countries other than Canada, are of higher unit value. A duty reduction was also made on hanging paper, the raw material for wall paper. On a number of advanced manufactures of wood dutiable under paragraph 412 the rate is cut from 33-1/3 to 20 percent ad valorem.

The first trade agreement with Canada had already bound the continued free entry of most forms of unmanufactured wood, of pulpwood, and of three kinds of wood pulp. The new agreement continues these bindings ^{56/} and adds a binding of two other kinds of pulp.^{57/} The new agreement continues the binding of free entry of standard newsprint paper, which is by far the largest one item in our imports from Canada (value in 1937, 109.5 million dollars).

By the agreement of 1936 the free importation of red cedar shingles was bound but the United States reserved the right to limit the imports to 25 percent of United States consumption, and this right was subsequently exercised. Under the new agreement free entry is again provided for, with the reservation of the right to impose a duty, not to exceed 25 cents per square, on any imports in excess of 30 percent of United States consumption.

^{54/} Certain cabinet woods which had been subject to the reduction in duty under the first agreement are excluded in the new agreement; Canada is not the principal supplier of these.

^{55/} There had been a legal dispute on this point owing to the phraseology of the revenue act.

^{56/} Unmanufactured cabinet woods are excluded from the binding in the new agreement.

^{57/} Unbleached sulphite wood pulp and sulphate wood pulp had been previously bound on the free list by the 1935 agreement with Sweden, but they had not been mentioned in the first agreement with Canada.

Concessions on mineral, manufactured, and miscellaneous products

The concessions made by the United States in the new agreement with respect to mineral, manufactured, and miscellaneous products are considerably more numerous than those made in the 1936 agreement. As measured by value of previous imports, the most important commodities on which the new agreement provides rates of duty lower than were in effect in 1935, before the first agreement, are whiskey, nickel, aluminum, ferromanganese, acetic acid, and waste not specially provided for; on whiskey and ferromanganese the concessions in the new agreement are the same as in the old, but on the other products the concessions are either new or increased. Most of the other products on which duties are reduced are of small importance in the trade. The agreement binds the free entry of crude asbestos, crude artificial abrasives, certain kinds of undressed furs, agricultural implements, sodium cyanide, calcium cyanamid, certain coal-tar products, and various less important commodities; most of these bindings are repeated from the 1936 agreement.

In the subgroup of inedible animals and animal products (nonagricultural), the agreement continues the reduction made by the 1936 agreement in the rate of duty on crude sperm oil. It reduces further the rate on patent leather, which had already been reduced by the first agreement. In regard to this concession, it should be noted that in the agreement with the United States the United Kingdom reduces its duty on American patent leather, an action involving relinquishment by Canada of the margin of preference to which it was entitled under a Canadian-United Kingdom trade agreement.

The new agreement with Canada continues the previous binding of free entry of mink, beaver, muskrat and wolf furs, and adds skunk, otter, lynx, and fisher furs to the list. The free entry of drugs of animal origin, not specially provided for, is also bound for the first time.

In the subgroup of beverages, the agreement continues the 50 percent reduction made in 1936 in the United States duty on whiskey. In 1937 the imports of whiskey from Canada were valued at 21.3 million dollars and those from the United Kingdom at 32.5 million dollars; in 1938 the figures were 10.6 million dollars and about 31.8 million dollars, respectively. In the agreement with the United Kingdom, the United States fixes the same rate on whiskey; hitherto whiskey from the United Kingdom has entered at the reduced rate only by virtue of most-favored-nation treatment.

A considerable number of concessions are made by the United States on dutiable nonmetallic minerals, but the trade in these is relatively small. Those duties which had been reduced by the first agreement are further reduced by the new agreement, except in the case of limestone where the rate had already been reduced by 50 percent. New duty reductions relate to certain types of cement, to certain kinds of brick (principally ordinary building brick), to salt, and to several other less important commodities. The free entry of crude asbestos, crude artificial abrasives, and plaster rock, which had already been bound by the 1936 agreement, is rebound. New bindings of free entry cover gravel, lignite, natural gas, and a basket group of stone and sand.

Nepheline syenite, a newly developed product which competes with feldspar for use in the manufacture of glass, pottery, etc., is free of duty when crude, and dutiable at 30 percent ad valorem when ground.^{58/} The new agreement binds the continued free entry of the crude article and reduces the duty on the ground product, but reserves to the United States the right (after consultation with the Canadian Government) to impose a new or additional duty, of amount not specified in the agreement, on any imports, of the crude and ground combined, in excess of 50,000 tons per year.

In the group of metals and manufactures appear some of the major concessions made by the United States, from the standpoint of value of past trade with Canada. Most of the duty-reduction concessions are new, but several relate to commodities already included in the 1936 agreement.

^{58/} Neither the crude nor the ground product is listed ex nomine in the tariff act; they fall under "basket" paragraphs.

The new agreement continues the reduced rate of the 1936 agreement on ferromanganese containing not less than 4 percent carbon; Canada has been the principal supplier in certain recent years and Norway in other years. It also specifies the same reduced rate on cast-iron pipe fittings as had been made in the agreement with France, and the same reduced rate on ferrochrome (containing 3 percent or more of carbon) previously made in the agreement with Sweden. Canada is now the principal supplier of both these commodities. The duty on ferrosilicon (8-30 percent grade), reduced in the previous agreement with Canada, is further reduced.

As measured by value of past trade, the most important of the concessions under the metals groups is the new concession on nickel in pigs, ingots, etc. (imports from Canada in 1937, 19.8 million dollars); the rate is lowered one-sixth. The production of primary nickel in the United States, which is mainly in the form of monel metal, is chiefly from nickel matte imported from Canada, and is much less than the imports of the refined metal. Another major new concession relates to aluminum (imports from Canada in 1937, 4.1 million dollars) on which the rate is lowered from 4 cents to 3 cents per pound. In some years Canada has been the largest supplier of aluminum imports, in other years Norway. The duties on zinc ore and zinc metal are reduced by one-fifth. Canada has hitherto usually ranked below one or two other countries in supplying zinc imports to the United States, but its exports to the world as a whole have increased greatly and exceed those of any other country except Belgium, whose production of zinc metal is based largely on imported ore. The duty on cadmium is reduced 50 percent; the demand for this metal for alloying purposes has recently become very strong.

The new agreement binds against increase the present low duty on spiegeleisen. It renews the provisions of the 1936 agreement binding the free entry of nickel ore, matte, and oxide, and of cobalt and cobalt ore; a new binding is made with respect to selenium and selenium salts.

Canada is only a minor supplier of United States imports of machinery and vehicles, except agricultural implements. Measured by past imports the only duty reduction of any importance in this group is that on motor boats valued at not more than \$15,000 each. Duties are also reduced on electrical cooking stoves and ranges and on electrical washing machines; the imports of both these articles have hitherto been very small. Agricultural implements are free of duty, and Canada is the principal supplier of most classes of them, tractors being a major exception. The new agreement binds on the free list all classes of implements except tractors, sugar machinery, cotton ginning machinery, and cream separators; for the most part these bindings had already appeared in the 1936 agreement.

Canada is in general only a minor supplier of United States imports of chemicals and related products, but it is the principal supplier of a few commodities. The 50 percent reduction in duty made by the first agreement on vinyl acetate and on synthetic resins made therefrom is continued in the new agreement; there is practically no production of these commodities in the United States. The previous reduction in the rate on cobalt oxide is likewise continued. Canada is at present a less important supplier of United States imports of this commodity than Belgium, but it is an important exporter to other countries; this concession is connected with the reduction in the duty on cobalt sulphate made in the 1935 agreement with Belgium.

The duty on acetic acid of the stronger grade, which was reduced by 25 percent in the 1936 agreement, is reduced by 50 percent in the new; there had been no increase in imports after the first reduction in duty. The agreement also reduces further the duty on acetylene black, an article of which there is little or no production in this country. The three new duty reductions in the chemical group are of minor importance as measured by imports in the past.

Among duty-free chemical items the first agreement with Canada bound the free entry of sulphuric acid, sodium cyanide, and calcium cyanamid; these bindings are repeated in the new agreement. New bindings of free entry cover coal-tar products not specially provided for (such as benzene, toluene, and crude coal tar), and radium and radium salts. Canada has not been the principal supplier of imports of radium, but recent discoveries of deposits there indicate the possibility of a large trade.

A large proportion of the imports from Canada falling under the miscellaneous group, as classified by the Department of Commerce, are duty-free goods of a non-commercial kind.^{59/} The commodities of this group on which the duties are reduced cover only a small trade except for the one item of waste not specially provided for, on which the 10 percent rate is cut to 7½ percent. Other concessions cover ice skates, lacrosse sticks, pipe organs, tourist literature, and moulders' patterns.

^{59/} Three major noncommercial items - products of the United States returned, household furniture not merchandise, and articles entered free on informal entries - accounted for imports from Canada in 1937 to the value of 10.1 million dollars out of total imports from that country under the miscellaneous group amounting to 14.8 million dollars.

TEXT OF THE NEW TRADE AGREEMENT BETWEEN THE UNITED STATES AND CANADA,
SIGNED NOVEMBER 17, 1938

The President of the United States of America and His Majesty the King of Great Britain, Ireland and the British dominions beyond the Seas, Emperor of India, in respect of Canada;

Desiring to facilitate and extend still further the commercial relations existing between the United States of America and Canada by granting reciprocal concessions and advantages for the promotion of trade;

Taking into account the absence of any restriction upon the settlement of commercial obligations arising out of the trade between the United States of America and Canada;

Have resolved to replace the Trade Agreement concluded between them on November 15, 1935, at Washington by a new and more comprehensive Agreement and have appointed for this purpose as their Plenipotentiaries:

The President of the United States of America:

Mr. Cordell Hull, Secretary of State of the United States of America; and

His Majesty the King of Great Britain, Ireland and the British dominions beyond the Seas, Emperor of India;

For Canada:

The Right Honorable W. L. Mackenzie King, Prime Minister, President of the Privy Council and Secretary of State for External Affairs of Canada;

Who, having communicated to each other their full powers, found in good and due form, have agreed on the following articles:

ARTICLE I

1. The United States of America and Canada will grant each other unconditional and unrestricted most-favored-nation treatment in all matters concerning customs duties and subsidiary charges of every kind and in the method of levying duties, and, further, in all matters concerning the rules, formalities and charges imposed in connection with the clearing of goods through the customs, and with respect to all laws or regulations affecting the sale or use of imported goods within the country.

2. Accordingly, articles the growth, produce or manufacture of either country imported into the other shall in no case be subject, in regard to the matters referred to above, to any duties, taxes or charges other or higher, or to any rules or formalities other or more burdensome, than those to which the like articles the growth, produce or manufacture of any other foreign country are or may hereafter be subject.

3. Similarly, articles exported from the territory of the United States of America or Canada and consigned to the territory of the other country shall in no case be subject with respect to exportation and in regard to the above-mentioned matters, to any duties, taxes or charges other or higher, or to any rules or formalities other or more burdensome, than those to which the like articles when consigned to the territory of any other foreign country are or may hereafter be subject.

4. Any advantage, favor, privilege or immunity which has been or may hereafter be granted by the United States of America or Canada in regard to the above-mentioned matters, to any article originating in any other foreign country or consigned to the territory of any other foreign country shall be accorded immediately and without compensation to the like article originating in or consigned to the territory of Canada or the United States of America, respectively, and irrespective of the nationality of the carrier.

ARTICLE II

1. No prohibition or restriction shall be imposed or maintained on the importation into either country of any article, from whatever place arriving, the growth, produce or manufacture of the other country, to which the importation of the like article the growth, produce or manufacture of any other foreign country is not similarly subject.

2. No prohibition or restriction shall be imposed or maintained on the exportation of any article from either country to the other to which the exportation of the like article to any other foreign country is not similarly subject.

ARTICLE III

If imports of any article into either country should be regulated either as regards the total amount permitted to be imported or as regards the amount permitted to be imported at a specified rate of duty, and if shares are allocated to countries of export, the share allocated to the other country shall be based upon the proportion of the total imports of such article from all foreign countries supplied by that country in past years, account being taken in so far as practicable in appropriate cases of any special factors which may have affected or may be affecting the trade in that article. In those cases in which the other country is a relatively large supplier of any such article the Government of the country imposing the regulation shall, whenever practicable, consult with the Government of the other country before the share to be allocated to that country is determined.

ARTICLE IV

1. If either country establishes or maintains a monopoly for the importation, production or sale of a particular commodity or grants exclusive privileges, formally or in effect, to one or more agencies to import, produce or sell a particular commodity, the Government of the country establishing or maintaining such monopoly, or granting such monopoly privileges, agrees that in respect of the foreign purchases of such monopoly or agency the commerce of the other country shall receive fair and equitable treatment. To this end it is agreed that in making its foreign purchases of any product such monopoly or agency will be influenced solely by those considerations, such as price, quality, marketability, and terms of sale, which would ordinarily be taken into account by a private commercial enterprise interested solely in purchasing such product on the most favorable terms.

2. In awarding contracts for public works and in purchasing supplies, neither Government shall discriminate against articles the growth, produce or manufacture of the territories of the other country in favor of those of any other foreign country.

ARTICLE V

Articles the growth, produce or manufacture of the United States of America or Canada shall, after importation into the other country, be exempt from all internal taxes, fees, charges or exactions other or higher than those payable on like articles of national origin or any other origin, except as otherwise required by laws in force on the day of the signature of this Agreement and subject to the limitations on the authority of either Government.

ARTICLE VI

1. Articles the growth, produce or manufacture of the United States of America enumerated and described in Schedule I annexed to this Agreement shall, on their importation into Canada, be exempt from ordinary customs duties in excess of those set forth in the said Schedule, subject to the conditions therein set out. The said articles shall also be exempt from all other duties, taxes, fees, charges, or exactions, imposed on or in connection with importation, in excess of those imposed on the day of the signature of this Agreement or required to be imposed thereafter under laws of Canada in force on the day of the signature of this Agreement.

2. Schedule I shall have full force and effect as an integral part of this Agreement.

ARTICLE VII

1. Articles the growth, produce or manufacture of Canada enumerated and described in Schedule II annexed to this Agreement shall, on their importation into the United States of America, be exempt from ordinary customs duties in excess of those set forth and provided for in the said Schedule, subject to the conditions therein set out. The said articles shall also be exempt from all other duties, taxes, fees, charges, or exactions, imposed on or in connection with importation, in excess of those imposed on the day of the signature of this Agreement or required to be imposed thereafter under laws of the United States of America in force on the day of the signature of this Agreement.

2. Schedule II shall have full force and effect as an integral part of this Agreement.

Article VIII

1. The provisions of Articles VI and VII of this Agreement shall not prevent the Government of either country from imposing at any time on the importation of any article a charge equivalent to an internal tax imposed in respect of a like domestic article or in respect of a commodity from which the imported article has been produced or manufactured in whole or in part.

2. Moreover, the provisions of Articles VI and VII shall not be construed to embrace such reasonable fees, charges or exactions, imposed at any time by the Government of either country in connection with the documentation of any shipment, as are commensurate with the cost of the services performed.

ARTICLE IX

Sawed lumber and timbers, telephone, trolley, electric-light, and telegraph poles of wood, and bundles of shingles, the growth, produce or manufacture of Canada, imported into the United States of America, shall not be required to be marked to indicate their origin in any case where the imported article is of the same class or kind as articles which were imported into the United States of America in substantial quantities during the five-year period immediately preceding January 1, 1937, and were not required during such period to be marked to indicate their origin.

ARTICLE X

1. No prohibition, restriction or any form of quantitative regulation, whether or not operated in connection with an agency of centralized control, shall be imposed or maintained in Canada on the importation or sale of any article the growth, produce or manufacture of the United States of America enumerated and described in Schedule I, or in the United States of America on the importation or sale of any article the growth, produce or manufacture of Canada enumerated and described in Schedule II, except as otherwise expressly provided in the said Schedules.

2. The foregoing provision shall not apply to quantitative regulations in whatever form which may hereafter be imposed by the Government of either country on the importation or sale of any article the growth, produce or manufacture of the other, in conjunction with governmental measures or measures under governmental authority

- (a) operating to regulate or control the production, market supply, quality or price of the like article of domestic growth, production or manufacture; or
- (b) operating to increase the labor costs of production of the like article of domestic growth, production or manufacture;

Provided, however, that the Government proposing to impose any such quantitative regulation shall have satisfied itself, in the case of measures described in subparagraph (a) of this paragraph, that such quantitative regulation is necessary to secure the effective operation of such measures, and, in the case of measures described in subparagraph (b), that such measures are causing the domestic production of the article concerned to be injuriously affected by imports which constitute

an abnormal proportion of the total consumption of such article in relation to the proportion supplied in the past by foreign countries.

3. Whenever either Government proposes to impose or to effect a substantial alteration in any quantitative regulation authorized by the preceding paragraph, that Government shall give notice in writing to that effect to the other and shall, upon request, enter into consultation regarding the matter. If agreement is not reached within thirty days after the receipt of the notice the Government giving it shall be free to impose or alter the regulation at any time, and the other Government shall be free within fifteen days after such action is taken to terminate this Agreement in its entirety on giving thirty days' notice in writing to that effect.

ARTICLE XI

In respect of articles the growth, produce or manufacture of the United States of America enumerated and described in Schedule I, imported into Canada, and of articles the growth, produce or manufacture of Canada enumerated and described in Schedule II, imported into the United States of America, on which ad valorem rates of duty, or duties based upon or regulated in any manner by value, are or may be assessed, the general principles on which dutiable value is determined in each of the importing countries on the day of the signature of this Agreement shall not be altered so as to impair the value of any of the concessions provided for in this Agreement.

ARTICLE XII

1. Nothing in this Agreement shall be construed to prevent the enforcement of such measures as the Government of either country may see fit to adopt

- (a) relating to the importation or exportation of gold or silver;
- (b) relating to the control of the import or export or sale for export of arms, ammunition, or implements of war, and, in exceptional circumstances, all other military supplies;
- (c) relating to neutrality or to public security; or
- (d) should that country be engaged in hostilities or war.

2. Subject to the requirement that, under like circumstances and conditions, there shall be no arbitrary discrimination by either country against articles the growth, produce or manufacture of the other country in favor of the like articles the growth, produce or manufacture of any other foreign country, the provisions of this Agreement shall not extend to prohibitions or restrictions

- (a) imposed on moral or humanitarian grounds;
- (b) designed to protect human, animal or plant health or life;
- (c) relating to prison-made goods; or
- (d) relating to the enforcement of police or revenue laws.

ARTICLE XIII

If a wide variation should occur in the rate of exchange between the currencies of the United States of America and Canada, and if the Government of either country should consider the variation so substantial as to prejudice the industries or commerce of that country, it shall be free to propose negotiations for the modification of this Agreement; and if agreement with respect thereto is not reached within thirty days following receipt of such proposal, the Government making such proposal shall be free to terminate this Agreement in its entirety on thirty days' written notice.

ARTICLE XIV

The Government of each country reserves the right to withdraw or to modify the concession granted on any article under this Agreement, or to impose quantitative regulations on the importation of any such article if, as the result of the extension of such concession to other foreign countries, such countries obtain the major benefit of the concession, and if in consequence imports of the article concerned increase to such an extent as to threaten serious injury to domestic producers:

Provided, That before any action authorized by the foregoing reservation is taken, the Government proposing to take such action shall give notice in writing to the other Government of its intention to do so, and shall afford such other Government an opportunity within thirty days after receipt of such notice to consult with it in respect of the proposed action.

ARTICLE XV

1. Should any measure be adopted by the Government of either country which, while not conflicting with the terms of this Agreement, appears to the Government of the other country to have the effect of nullifying or impairing any of the objects of the Agreement, the Government which has adopted any such measure shall consider such representations and proposals as the other may make, with a view to effecting a mutually satisfactory adjustment of the matter.

2. The Government of each country will accord sympathetic consideration to, and when requested will afford adequate opportunity for consultation regarding, such representations as the other Government may make with respect to the operation of customs laws and regulations, quantitative restrictions on imports or the administration thereof, the observance of customs formalities, and the application of sanitary laws and regulations for the protection of human, animal or plant health or life.

3. In the event that the Government of either country makes representations to the Government of the other country in respect of the application of any sanitary law or regulation for the protection of human, animal or plant health or life, and if there is disagreement with respect thereto, a committee of technical experts on which each Government will be represented shall, on the request of either Government, be established to consider the matter and to submit recommendations to the two Governments.

ARTICLE XVI

The provisions of this Agreement relating to the treatment to be accorded by the United States of America and Canada, respectively, to the commerce of the other country shall apply, on the part of the United States of America, to the continental territory of the United States and such of its territories and possessions as are included in its customs territory on the day of the signature of this Agreement. The provisions of this Agreement relating to most-favored-nation treatment shall apply, however, to all territories under the sovereignty or authority of the United States of America, other than the Panama Canal Zone.

ARTICLE XVII

Except as otherwise provided in Article V of this Agreement:

(a) Nothing in the Agreement shall entitle the United States of America to claim the benefit of any treatment, preference or privilege which may now or hereafter be accorded by Canada exclusively to territories under the sovereignty of His Majesty the King of Great Britain, Ireland and the British dominions beyond the Seas, Emperor of India, or under His Majesty's protection or suzerainty.

(b) Nothing in the Agreement shall entitle Canada to claim the benefit of any treatment, preference or privilege which may now or hereafter be accorded by the United States of America, its territories or possessions or the Panama Canal Zone exclusively to one another or to the Republic of Cuba. The provisions of this subparagraph shall continue to apply in respect of any benefits now or hereafter accorded by the United States of America, its territories or possessions or the Panama Canal Zone to the Philippine Islands, irrespective of any change in the political status of the Philippine Islands.

ARTICLE XVIII

1. The present Agreement shall be proclaimed by the President of the United States of America and shall be ratified by His Majesty the King of Great Britain, Ireland and the British dominions beyond the Seas, Emperor of India, in respect of Canada. It shall enter definitively into force on the day of the exchange of

the instrument of ratification and a copy of the proclamation, which shall take place at Ottawa as soon as possible.



2. Pending the definitive coming into force of this Agreement, the provisions of Article IX shall be applied provisionally on and after the day following the proclamation of the Agreement by the President of the United States of America, and the provisions of Article I, Article VI and Article VII shall be applied provisionally on and after January 1, 1939, subject to the reservations and exceptions elsewhere provided for in this Agreement.

3. Upon the provisional application of Article I, Article VI and Article VII of the present Agreement, and during the continuance of such provisional application, the provisions of Article I, Article XIII and Article IV of the Trade Agreement concluded between the United States of America and Canada on November 15, 1935, at Washington shall be inoperative, and upon the definitive coming into force of the present Agreement the whole of the said Agreement of November 15, 1935, shall terminate.

4. Subject to the provisions of Article X and Article XIII, this Agreement shall remain in force for a term of three years from the date of the provisional application of Article IX, and, unless at least six months before the expiration of the aforesaid term of three years, the Government of either country shall have given notice to the other Government of intention to terminate the Agreement upon the expiration of that term, the Agreement shall remain in force thereafter, subject to the provisions of Article X and Article XIII, until six months from the date on which the Government of either country shall have given notice to the other Government of intention to terminate the Agreement.

In witness whereof the respective Plenipotentiaries have signed this Agreement and have affixed their seals hereto.

Done in duplicate, at the City of Washington, this seventeenth day of November, 1938.

 CORDELL HULL
 W. L. Mackenzie King

EXCHANGE OF NOTES BETWEEN THE SECRETARY OF STATE OF THE UNITED STATES OF
AMERICA AND THE MINISTER OF CANADA

The Secretary of State (Hull) to the Minister of Canada (Marler)

DEPARTMENT OF STATE
Washington, November 17, 1938

SIR:

I have the honor to inform you that the Government of the United States, in the special circumstances, will refrain from claiming under Article I of the Trade Agreement signed this day any advantages now accorded or which may hereafter be accorded by Canada to any territory under the mandate of His Majesty the King of Great Britain, Ireland and the British dominions beyond the Seas, Emperor of India, which is administered as an integral portion of territory under His Majesty's sovereignty or protection or which is joined in a customs union with a territory under His Majesty's sovereignty or protection.

Accept, Sir, the renewed assurances of my highest consideration.

CORDELL HULL

The Honorable
SIR HERBERT MARLER, P. C., K. C. M. G.,
Minister of Canada.

The Minister of Canada (Marler) to the Secretary of State (Hull)

CANADIAN LEGATION,
Washington, November 17, 1938

SIR,

I have the honour to acknowledge the receipt of your Note of today's date, informing me, with reference to the Trade Agreement signed this day, that the United States of America will, in the special circumstances, refrain from claiming under Article I of the Agreement any advantages now accorded or which may hereafter be accorded by Canada to any territory under the mandate of His Majesty the King of Great Britain, Ireland and the British dominions beyond the Seas, Emperor of India, which is administered as an integral portion of territory under His Majesty's sovereignty or protection or which is joined in a customs union with a territory under His Majesty's sovereignty or protection.

I have taken note with pleasure of your communication in the above sense.

I have the honour to be, with the highest consideration, Sir,

Your most obedient, humble servant

HERBERT M. MARLER

The Honourable CORDELL HULL,
Secretary of State of the United States,
Washington, D. C.

Second Trade Agreement with Canada

LUMBER DECLARATION

The Governments of Canada and the United States of America, desiring to proceed toward the removal of those restrictions on the international trade in lumber which have operated to the disadvantage of their respective lumber industries;

Recognizing that as a first step towards this objective the duties and taxes levied on lumber imported into the United States from Canada were reduced by 50 per cent to \$2 per thousand feet in the Trade Agreement concluded between Canada and the United States of America on November 15, 1935;

Noting that as a consequence of the coming into force of the Trade Agreements signed this day:

(1) the United Kingdom duty on softwood lumber in those forms of which the United States is an important supplier of the United Kingdom's requirements will not exceed 16 shillings per standard (approximately \$2 per thousand feet), without any restriction as to the quantity that may be imported at the reduced rate of duty;

(2) the preferential margins enjoyed by lumber of Empire origin in the British West Indian Colonies will not exceed \$2 per thousand feet;

(3) the Canadian duty on planed or dressed lumber imported from the United States will be reduced by 50 per cent and the special excise tax of 3 per cent will be removed from rough and dressed lumber, without any restriction as to the quantity that may be imported either at the reduced rates of duty or free;

(4) the quantity of red cedar shingles that may be imported into the United States free of duty will be fixed at 30 per cent of United States consumption and imports in excess of this quantity will not be dutiable at more than 25 cents per square;

(5) the quantitative restriction on the importation into the United States of lumber of Douglas fir and Western Hemlock at the reduced rates of duty and tax in effect since January 1st, 1936, and confirmed by the Trade Agreement signed today, will be removed; and that

(6) lumber and timber imported from Canada will not be required to be marked to indicate their country of origin.

Noting further that the Governments of Canada, the United Kingdom, and the United States of America are, for their part, prepared to give effect to the arrangement envisaged in the Trade Agreement between the United Kingdom and the United States whereby lumber of the values and sizes therein set forth shall on its importation into the United Kingdom from the United States of America be admitted free of duty as soon as the import excise tax now levied on Canadian lumber imported into the United States is removed.

Have resolved to record their readiness to cooperate, as opportunity occurs, in restoring the reciprocal advantages enjoyed by the timber products of their respective countries prior to the general resort to retaliatory restrictions on the importation of lumber and to confirm their understanding that the Government of Canada will interpose no objection to the reduction by Empire Governments other than the United Kingdom of differential duties now levied on United States lumber to a point at which the margin of preference enjoyed by Canadian lumber will not exceed the duties and taxes now imposed on Canadian lumber on importation into the United States and that when, and for so long as, the United States import excise tax ceases to apply to lumber imported into Canada, Canada will concur in any request it may receive from such Empire Government for the extension to United States lumber of the tariff treatment enjoyed by Canadian lumber.

WASHINGTON,
November 17, 1938.

Table 26. - Concessions made by Canada in the new agreement

Note: The abbreviation "n.o.p." means "not otherwise provided for"

With respect to British discounts, see footnote 5, p. 46.

1. Agricultural Vegetable Products, Mainly Food

Commodity	Tariff paragraph	Basis for duty	Rates of duty on United States products			Lowest British rate	Value of imports from -		
			1935	1938	1939		United States	All countries, 1937	
							1935	1937	1937
							\$1,000	\$1,000	\$1,000
<u>Rates reduced by 1936 agreement</u>									
<u>further reduced by Schedule I -</u>									
Fresh fruits -									
*Apricots -----	92a	Ad val.	1/ 20%	15%	2/ 10%	Free	} 53	167	167
**Quinces and nectarines -----	92i	do.	1/ 20%	15%	2/ 10%	do.			
*Cherries -----	92b	do.	1/ 20%	15%	10%	do.	} 43	110	110
**Cranberries -----	92c	do.	1/ 20%	15%	10%; min. 1 1/2#lb.	do.			
Grapes -----	94	Pound	2¢	1 1/2¢	2/ 1¢	do.	627	995	1,017
*Muskmelons and cantaloupes -----	95	Ad val.	1/ 20%	15%	10%	do.	148	264	266
Melons, n.o.p. -----	95a	Each	3¢	2 1/2¢	2¢	do.	155	148	148
*Peaches -----	92d	Ad val.	1/ 20%	15%	2/ 10%	do.	281	249	249
*Pears -----	92e	do.	1/ 20%	15%	2/ 10%	do.	401	478	489
*Plums or prunes -----	92f	do.	1/ 20%	15%	2/ 10%	do.	162	263	263
*Raspberries and loganberries -	92g	do.	1/ 20%	15%	10%	do.	} 5	5	17
**Berries, edible, n.o.p. -----	92h	do.	1/ 20%	15%	10%	do.			
*Strawberries -----	92g	do.	1/ 20%	15%	10%	do.	413	424	424
**All other fresh fruit, n.o.p. -	96	do.	20%	15%	10%	do.	10	21	23
Apples, dried, etc. -----	99b	do.	25%	22 1/2%	15%	do.	23	45	46
Dates, dried, unpitted, in bulk -	99d	Pound	2/3¢	3/5¢	1/2¢	do.	9	25	190
Figs, dried -----	99f	do.	2/3¢	3/5¢	1/2¢	do.	40	40	178
Fruits, dried, etc., n.o.p. -----	99b	Ad val.	25%	22 1/2%	15%	do.	15	23	28
Peaches in cans, etc. -----	106ai	Pound	5¢	4¢	3 1/2¢	3/1/2¢	} 15	21	324
Apricots and pears in cans, etc.	106aii	do.	5¢	4¢	3¢	3/1/2¢			

*See supplemental table as to arbitrary valuations; **see headnote in same table, p. 91.

1/ Subject, apart from arbitrary valuations, to a minimum specific rate during the competitive season (for some items during the full year).

2/ These rates apply during specified months (see text of trade agreement); during other months, because of Canada's obligations to Australia and/or South Africa, the rates shown in the preceding column apply. Statistics cover imports for full year.

3/ From Australia.

1. Agricultural Vegetable Products, Mainly Food - Continued

Commodity	Tariff paragraph	Basis for duty	Rates of duty on United States products			Lowest British rate	Value of imports from -		
			1935	1938	1939		United States		All countries, 1937
							1935	1937	
						\$1,000	\$1,000	\$1,000	
<u>Rates reduced by 1936 agreement, further reduced by Schedule I-com.</u>									
Pineapple in cans	106b	Pound	5¢	4¢	3¢	1/ Free	13	30	691
Fruits in cans, n.o.p.	106c	do.	5¢	4¢	3¢	1/ 1/2¢	47	72	99
Fresh vegetables -									
*Asparagus	87a	Ad val.	2/ 30%	15%	10%	Free	68	102	102
*Beans, green	87b	do.	30%	15%	10%	do.	3/	254	257
*Beets	87c	do.	2/ 30%	15%	10%	do.	31	57	57
*Cabbage	87d	do.	2/ 30%	15%	10%	do.	236	382	383
*Carrots	87e	do.	2/ 30%	15%	10%	do.	228	375	380
*Cauliflower	87f	do.	2/ 30%	15%	10%	do.	3/	144	144
*Celery	87g	do.	2/ 30%	15%	10%	do.	418	544	550
*Cucumbers	87h	do.	2/ 30%	15%	10%	do.	75	70	70
*Lettuce	87i	do.	2/ 30%	15%	10%	do.	681	920	920
*Mushrooms, n.o.p.	ex 85	do.	2/ 30%	15%	10%	do.	1	1	14
*Peas, green	87k	do.	2/ 30%	15%	10%	do.	3/	113	136
*Spinach	87m	do.	2/ 30%	15%	10%	do.	149	168	168
*Tomatoes	87n	do.	4/ 30%	15%	5/ 10%	do.	293	703	1,440
*Brussels sprouts	87c	do.	30%	15%	10%	}	Free	517	239
**Parsley	87j	do.	30%	15%	10%				
*Rhubarb	87l	do.	2/ 30%	15%	10%				
**Whitloof or endive	87o	do.	30%	15%	Free	Free	517	239	272
**Watercress, green peppers, and radishes	87o	do.	30%	15%	10%	}			
**Fresh vegetables, n.o.p.	87p	do.	30%	15%	10%				

* See next page as to arbitrary valuations; ** refers to headnote of same table, p. 91

1/ From Australia.

2/ Subject, apart from the arbitrary valuation, to a minimum specific rate during the competitive season (for some items during the full year).

3/ Included in fresh vegetables, n.o.p.

4/ But not less than 2 cents per pound.

5/ But not less than 1½ cents per pound.

Supplemental table for fresh fruits and vegetables: Changes in Canadian advanced valuations and in total charges during the competitive season, resulting from the 1936 trade agreement and the new trade agreement, together with comparison of the seasons of application of advanced valuations before the new agreement and as limited by that agreement

Note: In addition to the commodities listed in this table, Schedule I of the 1936 agreement provided, and also Schedule I of the new agreement repeats the provision that no advanced valuation shall apply to green peppers, radishes, artichokes, horseradish, vegetables, n.o.p., cranberries, edible berries, n.o.p., quinces and nectarines. On most of these Canada had not actually previously applied advanced valuations.

Canadian tariff paragraph	Commodity	Assumed invoice value	Advanced valuation per pound			Total in-season charge per pound $\frac{1}{2}$			In-season period	
			1935	1936 $\frac{2}{2}$	New rate	1935	1936	New charge	Average number of weeks 1933-37	New period of weeks
		Cents	Cents	Cents	Cents	Cents	Cents	Cents	Number	Number
84	Onions, n.o.p. (other than onion sets and shallots)	1.0	0.75	0.6	0.5	$\frac{3}{1.28}$	$\frac{4}{1.08}$	0.95	43	$\frac{5}{5}$
ex 85	Mushrooms, fresh	25.0	5.0	4.0	2.0	$\frac{3}{14.00}$	8.35	4.70	52	$\frac{5}{5}$
87a	Asparagus	6.0	5.5	4.4	4.0	$\frac{3}{8.95}$	5.96	5.00	$\frac{6}{8}$	10
b	Beans, green	3.0	2.5	2.0	1.5	4.15	2.75	1.95	16	14
c	Brussels sprouts	2.0	1.0	n.v.	n.v.	1.98	0.40	0.20	$\frac{7}{29}$	0
d	Cabbage	1.1	2.5	2.0(1.0)	0.8	$\frac{3}{2.88}$	1.32	0.99	35	$\frac{8}{26}$
e	Carrots	1.3	2.5	2.0(1.5)	0.8	$\frac{3}{3.04}$	1.82	1.01	33	$\frac{8}{26}$
e	Beets, n.o.p.	1.2	2.0	1.6(1.0)	1.0	$\frac{3}{2.56}$	1.33	1.22	33	$\frac{8}{26}$
f	Cauliflower	1.8	4.0	3.2(2.0)	1.5	$\frac{3}{4.64}$	2.47	1.83	23	20
g	Celery	1.8	1.0	0.8	0.8	$\frac{3}{1.84}$	1.19	1.06	31	26
h	Cucumbers	2.4	3.5	2.8	2.0	$\frac{3}{4.72}$	3.38	2.44	21	20
i	Lettuce	1.7	1.0	0.8	0.8	$\frac{3}{1.81}$	1.17	1.05	22	18
k	Peas, green	4.3	2.5	2.0	2.0	4.50	2.94	2.63	17	12
l	Rhubarb	1.3	2.0	1.6	1.0	$\frac{3}{2.64}$	1.91	1.23	52	$\frac{5}{5}$
m	Spinach	1.7	1.25	1.0	n.v.	$\frac{3}{2.13}$	1.40	0.17	26	0
n	Tomatoes	3.0	3.0	n.v.	n.v.	$\frac{3}{5.00}$	2.00	$\frac{9}{1.50}$	$\frac{7}{23}$	0
92a	Apricots	3.9	2.0	1.6	1.5	$\frac{3}{3.18}$	2.42	$\frac{10}{2.04}$	$\frac{11}{5}$	$\frac{5}{5}$
b	Cherries	7.0	5.0	4.0	3.0	$\frac{3}{7.40}$	5.65	4.00	$\frac{12}{8}$	7
d	Peaches	2.3	1.75	1.4	1.4	$\frac{3}{2.56}$	1.95	$\frac{10}{1.77}$	10	9
e	Pears	2.5	1.25	1.0	1.0	$\frac{3}{2.00}$	1.54	$\frac{10}{1.35}$	22	15
f	Plums	1.3	1.25	1.0	1.0	$\frac{3}{1.76}$	1.34	$\frac{10}{1.23}$	11	10
f	Prunes	1.3	1.25	1.0	1.0	$\frac{3}{1.76}$	1.34	$\frac{10}{1.23}$	9	8

See footnotes on next page.

Fresh fruits and vegetables: Changes in Canadian advanced valuations, etc. - Continued

Canadian tariff paragraph	Commodity	Assumed invoice value	Advanced valuation per pound			Total in-season charge per pound ^{1/}			In-season period	
			1935	1938 ^{2/}	New rate	1935	1938	New charge	Average number of weeks 1933-37	New period of weeks
			Cents	Cents	Cents	Cents	Cents	Cents	Cents	Number
92g	Strawberries _____	6.0	2.0	1.6	1.6	^{3/} 3.60	2.74	2.36	8	6
g	Raspberries and Loganberries _____	7.6	3.0	2.4	2.0	^{3/} 5.12	3.90	2.96	8	6
93	Apples _____	2.7	1.0	0.8	0.8	^{3/} 1.74	1.33	1.32	52	^{5/}
95	Cantaloupes and muskmelons _____	2.8	4.0	3.2(2.0)	1.25	^{3/} 4.76	2.72	1.65	9	8

^{1/} In calculating the in-season charges, a given figure (necessarily somewhat arbitrary but roughly corresponding to prevailing market prices in the United States) representing an invoice value per pound has been assigned to each item. These values are taken as constant for the calculations in each column. To these values, advanced by the amounts shown under the heading "Advanced valuation per pound," the following ad valorem duty rates have been applied, except as otherwise noted: 1935, 30 percent on vegetables and 20 percent on fruits; 1938, 15 percent on both; new charge, 10 percent on both (except on apples where it remains 15 percent). The 1935 and 1938 charges do not include the special excise tax of 3 percent, applied to the duty-paid value. In the case of several of the vegetables the total amount of actual charge has been less than would result from adding in the full advance in valuation as a dumping duty, because of the provision of the Canadian law that the dumping duty shall not exceed 50 percent of the dutiable value (including the arbitrary advance). The vegetables to which this statement applies are cabbage, carrots, beets, cauliflower, cucumbers and rhubarb.

^{2/} Figures in parentheses represent effective 1938 rates resulting from reductions below 1936 agreement rates made by Canadian administrative orders (not by permanent legislation). "n.v." means "no valuation."

^{3/} These items were subject to minimum specific duties during the competitive season (see footnotes to corresponding items in the main table).

^{4/} Duty 30 percent ad valorem.

^{5/} Unlimited.

^{6/} Eleven weeks in 1938.

^{7/} No valuation in 1936 and 1937, as provided by 1936 agreement.

^{8/} May be divided into 2 periods having a combined duration not to exceed the number of weeks shown.

^{9/} Duty in 1938 was 15 percent but not less than 2 cents per pound (with no valuation). The new duty is 10 percent ad valorem but not less than 1.5 cents per pound (with no valuation).

^{10/} For these items the new 10 percent duty is guaranteed during the periods shown in Schedule I. During the remaining parts of the year the 15 percent duty will apply because of commitments by Canada in favor of Australia and/or the Union of South Africa.

^{11/} Six weeks in 1938.

^{12/} Ten weeks in 1938.

1. Agricultural Vegetable Products, Mainly Food-Continued

Commodity	Tariff paragraph	Basis for duty	Rates of duty on United States products			Lowest British rate	Value of imports from -		
			1935	1938	1939		United States		All countries, 1937
							1935	1937	
						\$1,000	\$1,000	\$1,000	
<u>Rates reduced by 1936 agreement, further reduced by Schedule I-con.</u>									
Liquid mustard	90c	Ad val.	35%	32½%	27½%	15%	7	4	6
Vegetables, dried, etc., n.o.p.-	90a	do.	30%	27½%	22½%	15%	4	55	86
Asparagus in cans	89d	do.	30%	27½%	20%	Free	28	21	21
Beans, baked, etc., in cans	89a	Pound	3¢	2¢	1½¢	Free	6	13	14
Corn in cans	ex 89b	do.	3¢	2¢	1½¢	Free	2	3	3
Peas in cans	89c	do.	3¢	2¢	1½¢	Free	Insig.	1	3
Vegetables, n.o.p., in cans	89d	Ad val.	30%	27½%	20%	Free	29	42	82
Sauces and catsups	90c	do.	35%	32½%	27½%	15%	21	20	251
Barley, n.o.p.	52	Bushel	25¢	22½¢	15¢	Free	-	Insig.	Insig.
Lima beans, dried	ex 47	Pound	2¢	1½¢	1¢	Free	n.a.	n.a.	n.a.
Indian corn, n.o.p.	55	Bushel	25¢	20¢	10¢	Free	78 3/4	98	8,865
Oats	56	do.	16¢	9¢	8¢	do.	1 1/2	1,896	1,896
Split peas	711	Ad val.	25%	22½%	20%	15%	Insig.	1	42
Rice, cleaned	63	100 lbs.	\$1.00	72¢	70¢	50¢	83	137	354
Bran and mill feeds	711	Ad val.	25%	22½%	20%	15%	10	29	33
Hominy, cracked, etc.	711	do.	25%	22½%	20%	15%	186	219	219
Cereal foods, prepared, n.o.p.-	46	do.	20%	17½%	15%	15%	54	16	39
Malt, whole, crushed, or ground-	ex 167	Pound	3/4¢	½¢	2/5¢	1/3¢	Insig.	-	4
All other bread stuffs, n.o.p.-	711	Ad val.	25%	22½%	20%	15%	9	16	28
Peanut and soya bean oil, n.o.p., edible	711	do.	25%	22½%	20%	15%	6	7	81
<u>Rates reduced by Schedule I, not covered by 1936 agreement -</u>									
Oranges (made free for month of December - see next page)									
Fruit juices, n.o.p. (excluding lime, orange, lemon, and passion fruit)	ex 152	Ad val.	25%	25%	15%	Free 2/3	157 3/4	493	694
Fruit syrups, n.o.p.	ex 152	do.	25%	25%	20%	Free 2/3			

1/ Imports of all corn from United States were valued at \$288,000 in 1937, and at \$4,064,000 in 1938. The greater part of the 1938 imports entered under paragraph 55.

2/ From Australia.

3/ Statistics include lime juice.

1. Agricultural Products, Mainly Food-Continued

Commodity	Tariff paragraph	Basis for duty	Rates of duty on United States products			Lowest British rate	Value of imports from -		
			1935	1938	1939		United States 1935	United States 1937	All countries, 1937
							\$1,000	\$1,000	\$1,000
<u>Rates reduced by Schedule I, not covered by 1936 agreement-con.</u>									
Potatoes, fresh, n.o.p. -									
Aug. 1 - June 14, inclusive—	83a(1)	100 lbs.	75¢	75¢	Free	Free	} 139	202	211
June 15-July 31, inclusive—	83a(11)	do.	75¢	75¢	37½¢	Free			
Cereal foods, prepared, in pkgs. not exceeding 25 lbs. ————	45	Ad val.	27½%	27½%	25%	20%	47	57	64
Milk foods, n.o.p. ————	45	do.	27½%	27½%	25%	20%	54	60	65
Flavouring powders, etc. sweetened breads, cakes, etc. ————	141	Lb. ad val.	½¢ + 35%	½¢ + 35%	½¢ + 30%	½¢ + 15%	7	45	79
Chewing gum, sweetened ————	141	do.	½¢ + 35%	½¢ + 35%	½¢ + 30%	½¢ + 15%	2	5	5
Sugar candy, confectionery, etc. n.o.p. ————	141	do.	½¢ + 35%	½¢ + 35%	½¢ + 30%	½¢ + 15%	32	66	582
<u>Rates reduced by 1936 agreement continued by Schedule I -</u>									
Oranges, n.o.p. ————	ex 101	cu. ft.	35¢	Free Jan.-Apr.	Free Jan.-Apr ^{1/} and Dec.	Free	2/ 2,300	2/ 3,247	2/ 3,599
*Apples, fresh ————	93	Ad val.	20% 3/	15%	15%	Free	95	250	376
Grapefruit, fresh, n.o.p. ————	100a	Pound	1¢	½¢	½¢	do.	776	1,310	1,442
Avocados ————	ex 96	Ad val.	20%	Free	Free	do.	n.a.	n.a.	n.a.
Apricots and nectarines, dried, etc. ————	99g	do.	25%	22½%	22½%	do.	101	190	200
Peaches, dried, etc. ————	99g	do.	25%	22½%	22½%	do.	125	133	133
Pears, dried, etc. ————	99g	do.	25%	22½%	22½%	do.	22	25	25
Olives, ripe, in brine ————	ex 105b	Ad val.	30%	10%	10%	10%	36	47	221
Almonds, not shelled ————	ex 109	Pound	2¢	1¢	1¢	1¢	Insig.	26	86
Brasil nuts, not shelled ————	ex 109	do.	2¢	1¢	1¢	1¢	16	35	122
Filberts and hazelnuts, not shelled ————	ex 109	do.	2¢	1¢	1¢	1¢	Insig.	Insig.	110

* See preceding supplemental table as to arbitrary valuations.

1/ Canada reserves the right to substitute for this period the months of Jan.-July, inclusive.

2/ Statistics include all five months although as regards December this is a new concession; imports from the United States in December 1935 were \$530,251 and in December 1937, \$544,378. Mandarines and tangerines are included in the figures given for oranges.

3/ But not less than 6/10 cent per pound.

1. Agricultural Vegetable Products, Mainly Food-Continued

Commodity	Tariff paragraph	Basis for duty	Rates of duty on United States products			Lowest British rate	Value of imports from -		
			1935	1938	1939		United States		All countries, 1937
							1935	1937	
						\$1,000	\$1,000	\$1,000	
<u>Rates reduced by 1936 agreement continued by Schedule I-con.</u>									
Pecans, not shelled	ex 109	Pound	2¢	1¢	1¢	1¢	18	119	119
Walnuts, not shelled	ex 109	do.	2¢	1¢	1¢	1¢	121	157	194
All other nuts, not shelled, n.o.p. (not including peanuts)	ex 109	do.	2¢	1¢	1¢	1¢	23	56	71
Nuts, shelled, n.o.p. (not including shelled almonds, peanuts, or walnuts)	ex 114	do.	4¢	2¢	2¢	2¢	195	224	599
Eggplant	87F	Ad val.	30%	Free	Free	Free	n.a.	n.a.	n.a.
*Onion sets and shallots	84a) Ad val.	30%	30%	30%	Free	70	141	253
*Onions, n.o.p.	84b		Min. 3/4¢ lb.						
Sweet potatoes and yams, fresh 1/	83c	100 lbs.	15¢	Free	Free	Free	102	145	146
**Artichokes, horseradish, and okra	87o	Ad val.	30%	Free	Free	Free	n.a.	n.a.	n.a.
Soya beans, n.o.p.	ex 47	Pound	2¢	Free	Free	Free	9	9	17
Oatmeal and rolled oats	57	100 lbs.	80¢	50¢	50¢	Free	14	9	11
<u>Rates bound same as in 1935 -</u>									
Oranges, n.o.p.	ex 101	cu.ft.	35¢	35¢ May-Dec.	35¢ May-Nov.	Free	2/ 2,741	2/ 3,577	2/ 4,110
Prunes, dried	99a	Pound	1¢	1¢	1¢	Free	856	846	846
<u>Most-favored-nation rates lower than 1935 rates -</u>									
Dates, dried, n.o.p.	99e	Pound	2½¢	1.6¢	1.6¢	1¢	14	22	185
Cherries, sulphured or in brine, bulk	105b	Ad val.	30 or 35%	17½%	17½%	10%	-	3	170
Fruit and nuts, pickled, etc., n.o.p.	105c	do.	35%	32½%	32½%	20%	5	4	38
Fruit pulp, n.o.p., fruits crushed or frozen	105	} Pound	3¢	2½¢	2½¢	Free or 1½¢	45	36	142
Fruit pulp (except grape), canned	104a								

* See preceding supplemental table for arbitrary valuations; ** see headnote of same table, p. 91.

1/ As regards yams this is a new concession; yams were formerly dutiable under and included in statistics for vegetables, fresh, n.o.p.

2/ Includes mandarines and tangerines; statistics are for May-November.

1. Agricultural Vegetable Products, Mainly Food-Continued

Commodity	Tariff paragraph	Basis for duty	Rates of duty on United States products			Lowest British rate	Value of imports from -		
			1935	1938	1939		United States		All countries, 1937
							1935	1937	
						\$1,000	\$1,000	\$1,000	
<u>Most-favored-nation rates lower than 1935 rates-con.</u>									
Jellies, jams, etc. _____	105d	Pound	5¢	3-3/4¢	3-3/4¢	2-3/4¢	11	13	90
Almonds, shelled _____	ex 114	do.	4¢	3¢	3¢	2¢	2	137	475
Walnuts, shelled _____	ex 114	do.	4¢	3¢	3¢	2¢	67	26	763
Beets for manufacture of sugar—	86	Ad val.	30%	27½%	27½%	Free	-	-	-
Pastes, hash, etc., n.o.p. _____	90d	Ad val.	35%	32½%	32½%	15%	2	10	16
Potatoes, dried, etc., including sweet potatoes, n.o.p. _____	83b	Pound	2-3/4¢	Free	Free	Free	6	5	5
Mushrooms, canned _____	ex 85	Ad val.	30% min., 10¢ lb.	20-5/8%	20-5/8%	Free	Insig.	Insig.	49
Mushrooms, dried _____	ex 85	do.	do.	15-1/8% 1/	15-1/8%	Free	-	-	-
Tomatoes, canned _____	ex 89b	Pound	3¢	2¢	2¢	Free	1	10	87
Pickles, bottled or bulk _____	90b	Ad val.	35%	32½%	32½%	15%	29	28	97
Beans, n.o.p. _____	47	Pound	2¢	1½¢	1½¢	Free	44	51	127
Peas, n.o.p. _____	48	do.	1¢	3/4¢	3/4¢	Free	38	142	418
Rye _____	58	Bushel	15¢	9¢	9¢	Free	3	47	47
Wheat _____	60	do.	30¢	12¢	12¢	do.	14	1,293	1,293
Corn meal _____	53	Barrel	25¢	22½¢	22½¢	do.	43	30	30
Rye flour _____	59	do.	50¢	45¢	45¢	do.	2	10	10
Semolina _____	61	do.	\$1.35	50¢	50¢	do.	3	11	12
Wheat flour _____	61	do.	\$1.35	50¢	50¢	do.	28	215	314
Macaroni and vermicelli _____	67	100 lbs.	\$1.50	\$1.25	\$1.25	do.	20	41	48
Sago and tapioca _____	64	Ad val.	27½%	25%	25%	17½%	30	18	82
Biscuits, not sweetened, n.o.p.—	65	do.	25%	22½%	22½%	12½%	39	44	149
Cocoa or chocolate preparations, powdered form _____	22	Pound or ad val.	35% or 3¢ lb.	27½% or 2½¢ lb.	27½% or 2½¢ lb.	22½% or 2¢ lb.	60	101	124
Cocoa or chocolate preparations, n.o.p. _____	23	Pound + ad val.	2½¢ + 35%	2½¢ + 27½%	2½¢ + 27½%	2½¢ + 12½%	2	3	20
Confectionery coated with or containing chocolate _____	23	Pound + ad val.	2½¢ + 35%	2½¢ + 27½%	2½¢ + 27½%	2½¢ + 12½%	8	13	106
Fruits and peels, crystallized, etc., cherries, etc. _____	105e	Ad val.	35%	31½%	31½%	20%	8	8	30

1/ Reduced to 27½ percent under most-favored-nation provision of 1936 agreement; further reduced by Canada-Poland agreement.

1. Agricultural Vegetable Products, Mainly Food-Continued

Commodity	Tariff paragraph	Basis for duty	Rates of duty on United States products			Lowest British rate	Value of imports from -		
			1935	1938	1939		United States		All countries, 1937
							1935	1937	1937
<u>Most-favored-nation rates lower than 1935 rates-con.</u>							<u>\$1,000</u>	<u>\$1,000</u>	<u>\$1,000</u>
Molasses, untreated, etc. -----	136	Imp.gal.	3¢	2½¢	2½¢	-	4	4	4
Molasses and sirups, n.o.p. -----	140	100 lbs.	50¢	45¢	45¢	35¢	42	33	48
Cocoa beans, not roasted, etc. -	77a	100 lbs.	\$2.00	\$1.50	\$1.50	Free	89	900	2,420
Coffee, green, n.o.p. -----	29	Pound + ad val.	5¢ + 10%	3¢ + 10%	3¢ + 10%	2½¢ + 7½%	24	36	36
Mustard, ground -----	34	Ad val.	27½%	25%	25%	17½%	16	15	332
Vinegar -----	213	Imp.gal.	15¢ + 2¢ for each degree above proof	12½¢ + 1-3/4¢ for each degree above proof	12½¢ + 1-3/4¢ for each degree above proof	10¢ + 1½¢ for each degree above proof	11	29	38
Yeast, compressed, in bulk not less than 50 pounds -----	36	Pound	3¢	2½¢	2½¢	Free	204	158	194
Hops -----	35	do.	16¢	1/10¢	10¢	6¢	180	156	444
Licorice paste, unsweetened -----	235a	Ad val.	17½%	2/12½%	12½%	Free	118	120	121
Malt sirup, etc., extract of malt, grain molasses -----	168	Pound + ad val.	10¢ + 35%	5¢ + 30%	5¢ + 30%	25%	13	12	47
Olive oil, n.o.p. -----	262	Ad val.	20%	17%	17%	Free	7	3	466
<u>Bound free by Schedule I -</u>									
Lemons, fresh -----	101a		Free	Free	Free	Free	1,034	1,064	1,680

1/ Not affected by 1936 agreement at the time of that agreement; reduced to 10 cents by Canadian legislation May 2, 1936.
 2/ Reduced to 15 percent by most-favored-nation provision of 1936 agreement; subsequently reduced to 12½ percent by Canadian legislation.

2. Agricultural Vegetable Products, Mainly Other than Food

Commodity	Tariff paragraph	Basis for duty	Rates of duty on United States products			Lowest British rate	Value of imports from -		
			1935	1938	1939		United States		All countries, 1937
							1935	1937	
						\$1,000	\$1,000	\$1,000	
<u>Rates reduced by 1936 agreement, further reduced by Schedule I -</u>									
Castor oil	711	Ad val.	25%	22½%	20%	15%	8	9	210
Rapeseed oil	711	do.	25%	22½%	20%	15%	n.a.	40	75
Vegetable oil, n.o.p., not edible	711	do.	25%	22½%	20%	15%	117	90	210
Soya bean oil cake and meal, for poultry feed or fertiliser (see also free list items below)	ex 711	do.	25%	22½%	Free	1/ Free (15%)	n.a.	n.a.	n.a.
Seeds: Parsley ^{2/} and parsnip	74(1)	Pound	5¢	4½¢	2¢	Free	} 15	} 13	} 67
Beet, not including sugar beet	74(ii)	do.	5¢	4½¢	3¢	Free			
Mangel and turnip	74(iii)	do.	5¢	4½¢	4¢	Free			
Radish, leek, lettuce, ^{2/} carrot, borecole, and kale	75(i)	do.	10¢	9¢	3¢	Free	} 37	} 44	} 60
Cabbage and cucumber	75(ii)	do.	10¢	9¢	5¢	Free			
Tomato and pepper	76(i)	do.	25¢	22½¢	10¢	Free			
Cauliflower	76(ii)	do.	25¢	22½¢	15¢	Free	} 40	} 38	} 53
Onion	76(iii)	do.	25¢	22½¢	20¢	Free			
Garden, field, and other seeds, n.o.p., in pkgs., one pound each or less	76b	Ad val.	35%	27%	25%	15%	10	12	30
Root, garden, and other seeds, n.o.p., in pkgs., more than one pound each	76a	Pound	10¢	9¢	5¢	Free	} 21	} 22	} 41
Broom corn seed in pkgs., over one pound	ex 73	Ad val.	15%	Free	Free	Free			

1/ Becomes free (as on U. S. product) by general provisions of Canada's agreements with British countries.

2/ Parsley seed and lettuce seed for manufacturing or blending covered by Schedule I of the 1936 agreement at 10 percent.

2. Agricultural Vegetable Products, Mainly Other than Food-Continued

Commodity	Tariff paragraph	Basis for duty	Rates of duty on United States products			Lowest British rate	Value of imports from -		
			1935	1938	1939		United States		All countries, 1937
							1935	1937	
							\$1,000	\$1,000	\$1,000
<u>Rate reduced by Schedule I not covered by 1936 agreement -</u> Flowers and foliage, cut	79b	Ad val.	40%	<u>1/</u> 40%	25%	Free	54	97	100
<u>Rates reduced by 1936 agreement continued unchanged by Schedule I -</u> Nut trees, including grafted stock	ex 82e	Ad val.	30%	Free	Free	Free	n.a.	n.a.	n.a.
Grass seed, timothy	71a	Pound	2¢	1¢	1¢	Free	9	27	28
<u>Most-favored-nation rates lower than 1935 rates -</u> Flaxseed or linseed oil	258	100 lbs.	\$1.65	\$1.55	\$1.55	\$1.25	14	12	252
Trees, n.o.p.: Apple, cherry, peach, pear, plum, quince, apricot	81a, b, c	Each	6¢, 7½¢ or 9¢	5¢, 6¢, or 8¢	5¢, 6¢, or 8¢	Free	37	75	75
Florist stocks: Azaleas, etc.	79	Ad val.	20%	15 or 13½%	15 or 13½%	do.	26	30	469
Palms, ferns, etc.	78	do.	25%	20½%	20½%	15%	19	7	20
Gladioli bulbs	78	do.	25%	20½%	20½%	15%	4	10	12
Canary, mustard, etc. seeds	76d	do.	10%	9%	9%	5%	18	10	109
Clover and alfalfa seed	71b	Pound	3¢	2½¢	2½¢	Free	85	54	526
Grass and field seeds, n.o.p. in pkgs. over one pound	73	Ad val.	15%	9%	9%	5%	84	93	193
Millet and rapeseed	72d	do.	10%	9%	9%	5%	6	7	26
Garden and field seeds, valued more than \$5 per pound, etc.	72	do.	10%	9%	9%	5%	12	13	20
Hay	69b	Ton	\$5.00	\$1.75	\$1.75	Free	2	267	267
<u>Bound free by Schedule I</u> Soya bean oil cake and meal for use in the manufacture of poultry feed or fertilizer <u>2/</u>	663c		Free	Free	Free	Free	99	218	308
Bristles, n.o.p.	654		Free	Free	Free	Free	1	2	2
Broom corn	654		Free	Free	Free	Free	309	209	257

1/ This item was free under the intermediate tariff, and by the most-favored-nation provision of the 1936 agreement American flowers entered free from Jan. 1, 1936, to May 2, 1936; thereafter the Canadian Parliament enacted a countervailing provision fixing the duty at whatever rate was maintained by the foreign country; the United States rate was then 40 percent.

2/ Until this agreement these products were dutiable under par. 711 unless imported by manufacturers; under this agreement they are made free also if imported for use as poultry feed or fertilizer. See par. 711 on page 98.

3. Beverages

Commodity	Tariff paragraph	Basis for duty	Rates of duty on United States products			Lowest British rate	Value of imports from -		
			1935	1938	1939		United States 1935	United States 1937	All countries, 1937
<u>Rate reduced by Schedule I not covered by 1935 agreement -</u> Whiskey	ex 156	Imp. gal.	\$10.00	\$10.00	\$6.00	\$5.00	Insig.	63	4,277
<u>Most-favored-nation rate lower than 1935 rates -</u> Wines of all kinds, n.o.p.	163	Ad val. & imp. gal.	Various specific rates + 30%	Various specific rates (30% charge removed)	Various specific rates (30% charge removed)	Special reduced rates to other dominions	Insig.	7	664

4. Manufactured Vegetable Products, Mainly Other than Food

Commodity	Tariff paragraph	Basis for duty	Rates of duty on United States products			Lowest British rate	Value of imports from -		
			1935	1938	1939		United States		All countries, 1937
							1935	1937	
						\$1,000	\$1,000	\$1,000	
<u>Rates reduced by 1936 agreement, further reduced by Schedule I -</u>									
Raincoats of india rubber or of waterproofed cotton fabrics, n.o.p. -----	619a	Ad val. & each	35% + 50¢	30% + 50¢	30%	25%	1	2	35
Rubber hose and rubber-lined hose	619	Ad val.	35%	30%	22½%	20%	78	103	105
Rubber mats and matting -----	619	do.	35%	30%	22½%	20%	113	59	61
Rubber packing -----	619	do.	35%	30%	22½%	20%	55	67	75
Rubber tires for vehicles of all kinds -----	618b	do.	35%	30%	25%	22½%	160	240	367
<u>Rate reduced by Schedule I, not covered by 1936 agreement -</u>									
Cigarettes -----	143a	Ad val. & lb.	\$4.10 + 25%	\$4.10 + 25%	\$3 + 15%	\$3.50	6	9	37
<u>Rates reduced by 1936 agreement continued by Schedule I -</u>									
Rubber cement -----	618	Ad val.	27½%	22½%	22½%	15%	86	78	85
Rubber heels -----	618	do.	27½%	22½%	22½%	15%	4	6	6
Hot-water bottles, rubber -----	618	do.	27½%	22½%	22½%	15%	14	21	26
Manufactures of india rubber and gutta percha, n.o.p. -----	618	do.	27½%	22½%	22½%	15%	613	1,349	1,595
Clothing of india rubber or of waterproofed fabrics, n.o.p. -----	619a	do.	35%	30%	30%	25%	13	15	37

Second Trade Agreement with Canada

4. Manufactured Vegetable Products, Mainly Other than Food - Continued

Commodity	Tariff paragraph	Basis for duty	Rates of duty on United States products			Lowest British rate	Value of imports from -		
			1935	1938	1939		United States		All countries, 1937
							1935	1937	
						\$1,000	\$1,000	\$1,000	
<u>Most-favored-nation rates lower than 1935 rates -</u>									
Rubber belting	610	Ad val.	27½%	25%	25%	15%	57	67	111
Comb blanks of hard rubber, etc.	618a	do.	10%	Free 1/	Free	Free	16	10	10
Rubber bathing shoes	617	do.	25%	22½%	22½%	Free	n.a.	5	8
Rubber boots and shoes, n.e.p. —	617	do.	25%	22½%	22½%	Free	36	94	101
Rubber thread, not covered	684	do.	15%	10%	10%	Free	29	33	37
Rubber gloves	568b	do.	45%	25%	25%	20%	7	10	11
Mucilage and adhesive paste	232f	Ad val. & lb.	27½% + 3¢	25% + 2½¢	25% + 2½¢	15% + 1½¢	28	20	27
<u>Bound free by Schedule I -</u>									
Rubber, recovered	ex 616	-	Free	Free	Free	Free	381	712	712

1/ Reduced by most-favored-nation provision of 1936 agreement to 7½ percent; subsequently made free by Canadian legislation.

5. Miscellaneous Crude Vegetable Products

Commodity	Tariff paragraph	Basis for duty	Rates of duty on United States products			Lowest British rate	Value of imports from -		
			1935	1938	1939		United States 1935	United States 1937	All countries, 1937
							\$1,000	\$1,000	\$1,000
<u>Rate reduced by 1936 agreement, further reduced by Schedule I - "All other" vegetable products, n.o.p., other than food</u>	711	Ad val.	25%	22½%	20%	15%	478	777	1,011
<u>Most-favored-nation rates lower than 1935 rates -</u>									
Gums and blends consisting wholly or chiefly of gums, n.o.p. -----	254	Ad val.	15%	10%	10%	Free	38	118	124
Specified gums -----	254	do.	15%	10%	10%	Free	384	421	655
British gum and dextrine, dry -----	255	do.	10%	7½%	7½%	Free	99	135	206
Rosin sizing -----	39d	do.	10%	7½%	7½%	Free	4	21	21
<u>Bound free by Schedule I -</u>									
Resin or rosin in pkgs. not less than 100 lbs. -----	584		Free	Free	Free	Free	821	1,235	1,240
Crude pine tar in pkgs. not less than 15 gal.; pine pitch -----	585		Free	Free	Free	Free	33	49	51
Spirits of turpentine -----	261		Free	Free	Free	Free	456	488	488

Second Trade Agreement with Canada

6. Animals and Animal Products - Agricultural

Commodity	Tariff paragraph	Basis for duty	Rates of duty on United States products			Lowest British rate	Value of imports from -		
			1935	1938	1939		United States		All countries, 1937
							1935	1937	1937
							\$1,000	\$1,000	\$1,000
<u>Rates reduced by 1936 agreement, further reduced by Schedule I -</u>									
Live hogs, n.o.p. -----	6	Pound	3¢	1½¢	1¢	Free	-	-	-
Edible offal of beef and veal -----	ex 7a	do.	8¢	6¢	4¢	3¢	n.a.	n.a.	n.a.
Pork, fresh, n.o.p. -----	ex 7c	do.	5¢	2½¢	1½¢	1½¢ (2¢) 1/2	Insig.	2/ 1	1
Poultry and game, n.o.p. -----	9	Ad val.	20%	17½%	15%	12½%	22	31	33
Milk and cream, fresh -----	711	do.	25%	22½%	20%	15%	2	3	3
Other animal oil, n.o.p. -----	711	do.	25%	22½%	20%	15%	18	18	19
Honey -----	108	Pound	3¢	2½¢	1½¢	1½¢	1	8	10
"All other" animal products, n.o.p. -----	711	Ad val.	25%	22½%	20%	15%	118	78	120
<u>Rate reduced by Schedule I, not covered by 1936 agreement -</u>									
Eggs in the shell -----	16	Dozen	10¢	10¢	5¢	2¢	11	12	18
<u>Rates reduced by 1936 agreement continued by Schedule I -</u>									
Bacon, hams, and shoulders and other pork, cured -----	10a	Pound	5¢	1-3/4¢	1-3/4¢	Free	6	3/ 23	23
Beef, pickled, in barrels -----	10b	do.	6¢	3¢	3¢	Free	Insig.	Insig.	Insig.
Meats, prepared or preserved, other than canned, n.o.p. -----	10b	do.	6¢	3¢	3¢	Free	8	5	7
Pork in brine or dry-salted, and sausages -----	10a	do.	5¢	1-3/4¢	1-3/4¢	Free	67	263	263
<u>Most-favored-nation rates lower than 1935 rates -</u>									
Horses over 1 year old, valued at \$100 or less, n.o.p. -----	4	Each	\$25	\$12.50	\$12.50	\$10	4	28	28
Horses, n.o.p. -----	5c	Ad val.	25%	20%	20%	Free	27	25	31

1/ Becomes 1½¢, same as rate to United States, by general provisions of Canada's agreements with British countries.

2/ Imports in 1938 were \$48,000.

3/ Imports in 1938 were \$220,000.

6. Animals and Animal Products - Agricultural - Continued

Commodity	Tariff paragraph	Basis for duty	Rates of duty on United States products			Lowest British rate	Value of imports from -		
			1935	1938	1939		United States		All countries, 1937
							1935	1937	
						\$1,000	\$1,000	\$1,000	
<u>Most-favored-nation rates lower than 1935 rates - continued</u>									
All other live animals, n.o.p. —	5c	Ad val.	25%	20%	20%	Free	22	42	68
Feathers in natural state —	633	do.	15%	12½%	12½%	10%	29	41	94
Horsehair, curled or dyed —	ex 549b	do.	20%	14-7/8% ^{1/}	14-7/8%	12½%	7	2	6
Hair, curled or dyed, n.o.p. —	549b	do.	20%	17½%	17½%				
Beef and veal, fresh, chilled, etc.	7a	Pound	8¢	6¢	6¢	3¢	5	10	10
Canned meats, poultry, and game, n.o.p. —	8	Ad val.	35%	30%	30%	15%)	6	11
Pate de foie gras —	ex 8	do.	35%	24%	24%	15%			
Canned hams —	ex 8	do.	35%	24%	24%	15%			
Soups, soup rolls, etc. —	91	do.	35%	25%	25%	15%	5	11	13
Butter —	18	Pound	14¢	12¢	12¢	8¢	21	4	16
Casein —	232d	Ad val. & lb.	27½% + 3¢	25% + 2½¢	25% + 2½¢	17½% + 2¢	2	4	50
Cheese, specified types —	ex 17	Pound	7¢	6¢	6¢	3¢	n.a.	n.a.	n.a.
Lard oil and neat's-foot oil —	259	Ad val.	25%	22½%	22½%	15%	14	9	9
Beeswax —	15	do.	20%	18%	18%	15%	27	41	68
Lard and lard compounds —	13	Pound	2¢	1-3/4¢	1-3/4¢	1½¢	7	8	30
Tallow —	14	Ad val.	20%	17½%	17½%	Free	1	Insig.	67
Dried blood, n.o.p. —	207	do.	10%	7½%	7½%	5%	2	4	4
Egg, egg yolk or egg albumen, dried, evaporated, etc. —	16b	do.	30%	25%	25%	10%	25	70	71
Sausage casings or skins, cleaned	12a	do.	17½%	15%	15%	Free	187	38	1,179
<u>Bound free by Schedule I -</u>									
Bone pitch, crude only —	584	-	Free	Free	Free	Free	3	13	13
Bristles, animal —	654	-	do.	do.	do.	do.	292	460	594
Calf skins and kips, raw —	599	-	do.	do.	do.	do.	501	84	517
Cattle hides, raw —	599	-	do.	do.	do.	do.	672	787	4,383
Sheep skins, raw —	599	-	do.	do.	do.	do.	360	596	1,021
Other hides and skins, raw, n.o.p.	599	-	do.	do.	do.	do.	129	376	408

Second Trade Agreement with Canada

^{1/} Reduced to 17½ percent under most-favored-nation provision of 1936 agreement; further reduced by Canada-Poland agreement, August 15, 1936.

7. Fishery Products

Commodity	Tariff paragraph	Basis for duty	Rates of duty on United States products			Lowest British rate	Value of imports from -		
			1935	1938	1939		United States		All countries, 1937
							1935	1937	
						\$1,000	\$1,000	\$1,000	
<u>Rates reduced by 1936 agreement, further reduced by Schedule I -</u>									
Mackerel, herring, salmon, etc.:									
Fresh or frozen	115	Pound	1¢	3/4¢	3/4¢	Free	42	58	275
Dried, pickled, or salted	115	do.	1¢	3/4¢	3/4¢	do.	40	37	249
Oysters in the shell	128	Ad val.	25%	22 1/2%	15%	15%	6	8	8
Shrimps in sealed containers	ex 123a	do.	40%	27 1/2%	15%	15%	120	170	225
Fish livers	ex 133	do.	25%	20%	Free	(17 1/2%) ^{1/}	n.s.	n.s.	n.s.
<u>Rates reduced by 1936 agreement continued by Schedule I -</u>									
Halibut, fresh, pickled, or salted ^{2/}	116	Pound	2¢	1¢	1¢	1/2¢	4	4	38
Oysters, shelled, in bulk	124	Imp.gal.	10¢	5¢	5¢	5¢	178	228	228
<u>Most-favored-nation rates lower than 1935 rates -</u>									
Oysters, shelled -									
In cans not over 1 pint	125	Can	3¢	2 1/2¢	2 1/2¢	2¢	13	24	28
In cans, over 1 pint, not over 1 quart	126	do.	5¢	4 1/2¢	4 1/2¢	3¢			
In cans over 1 quart	127	Quart	5¢	4 1/2¢	4 1/2¢	3¢			
Fresh lobsters	133	Ad val.	25%	20%	20%	15%	Insig.	1	137
Fish, prepared or preserved or canned (except shrimps and oysters), n.o.p.	120-123		Various	Various ^{3/}	Various ^{3/}	Various	6	25	747

^{1/} Becomes same as rate on U.S. product by general provisions of Canada's agreements with British countries.
^{2/} There are no imports of pickled or salted halibut.
^{3/} Rates on each of the four tariff items were lowered as compared with 1935.

7. Fishery Products-Continued

Commodity	Tariff paragraph	Basis for duty	Rates of duty on United States products			Lowest British rate	Value of imports from -		
			1935	1938	1939		United States		All countries, 1937
							1935	1937	
						\$1,000	\$1,000	\$1,000	
<u>Most-favored-nation rates lower than 1935 rates-continued -</u>									
"Other" articles the produce of fisheries, n.o.p. -----	133	Ad val.	25%	20%	20%	15%	41	45	82
Cod-liver oil, crude or refined-----	265b	do.	22½%	20%	20%	Free	25	84	369
Halibut-liver oil, crude or refined -----	265c	do.	22½%	20%	20%	Free	n.a.	14	40
"Other" fish oils, n.o.p. -----	265a	do.	22½%	20%	20%	12½%	11	54	73
<u>Bound free by Schedule I -</u>									
Halibut livers -----	117		Free	Free	Free	Free	36	15	16

8. Manufactured Animal Products

Commodity	Tariff paragraph	Basis for duty	Rates of duty on United States products			Lowest British rate	Value of imports from -		
			1935	1938	1939		United States		All countries, 1937
							1935	1937	
						\$1,000	\$1,000	\$1,000	
<u>Rates reduced by 1936 agreement, further reduced by Schedule I -</u>									
Boots, shoes, slippers, and in-soles (excluding canvas shoes with rubber soles) -----	ex 611a	Ad val.	40%	35%	30%	22½%	313	380	941
Harness and saddlery, n.e.p., including horse boots -----	612	do.	30%	27½%	22½%	17½%	35	53	141
Leather belting -----	609	do.	35%	30%	25%	10%	32	30	64
Manufactures of leather, n.e.p. -	613	do.	35%	28%	25%	20%	171	201	318
Isinglass -----	711	do.	25%	22½%	20%	15%	2	2	5
Gut and manufactures, n.e.p. -----	711	do.	25%	22½%	20%	15%	23	18	68
<u>Rates reduced by Schedule I, not covered by 1936 agreement -</u>									
Belting leather in butts or bends	604(1)	Ad val.	27½%	27½%	20%	7½%	13	21	112
Leather, dressed, waxed, etc.:									
Calf, dongola, goat, and kid -	604(1)	do.	27½%	27½%	20%	7½%	875	615	1,309
Sheep and lamb -----	604(1)	do.	27½%	27½%	25%	7½%			
Cordovan, kangaroo, etc. -----	604(1)	do.	27½%	27½%	20%	7½%	352	248	435
Chamois skin -----	604(1)	do.	27½%	27½%	20%	7½%	12	8	71
Tanners scrap leather -----	604(1)	do.	27½%	27½%	20%	7½%	13	15	16
Japanned, patent or enameled leather -----	604(1)	do.	27½%	27½%	20%	7½%	3	2	2
Sole leather -----	604b	do.	27½%	27½%	25%	7½%	9	26	186
Genuine pig leathers, etc. -----	605a	do.	27½%	27½%	25%	Free	2	2	230
Leather garments, lined or unlined -----	611b	do.	35%	35%	30%	20%	3	4	19

8. Manufactured Animal Products-Continued

Commodity	Tariff paragraph	Basis for duty	Rates of duty on United States products			Lowest British rate	Value of imports from -		
			1935	1938	1939		United States		All countries, 1937
							1935	1937	
						\$1,000	\$1,000	\$1,000	
<u>Rate reduced by 1936 agreement continued by Schedule I -</u>									
Leather, n.o.p. for use exclusively in manufacture of gloves or clothing -----	607	Ad val.	10%	7½%	7½%	Free	313	389	431
<u>Most-favored-nation rates lower than 1935 rates -</u>									
Manufactures of feathers, n.o.p. -----	634	do.	27½%	23-3/8%	23-3/8%	20%	8	14	29
Hats, caps, etc. of fur and manufactures of fur, n.o.p. -----	625	do.	35%	30%	30%	15%	49	162	263
"Other" manufactures of hair, n.o.p. -----	549d	do.	35%	30%	30%	22½%	5	4	16
Leather not further finished than tanned, and skins, n.o.p. -----	608	do.	20%	15-3/4%	15-3/4%	5%	36	39	243
Leather of cattle hides, horse hides and sheep skins for manufacture of gloves and clothing -	607(2)	do.	20%	1/ 15%	15%	Free	31	71	78
Boots and shoes, pegged, etc. -----	611	do.	35%	25%	25%	15%	2	10	11
Gloves and mittens of leather, n.o.p. -----	568b	do.	45%	25%	25%	20%	8	15	861
Candles, n.o.p. -----	226	do.	25%	22½%	22½%	15%	5	7	8
Gelatine capsules, empty -----	232a	do.	7½%	5%	5%	Free	28	34	37

1/ Rate was reduced to 7½ percent in 1936 through most-favored-nation provision but subsequently increased by Canadian legislation.

Second Trade Agreement with Canada

9. Miscellaneous Crude Animal Products

Commodity	Tariff paragraph	Basis for duty	Rates of duty on United States products			Lowest British rate	Value of imports from -		
			1935	1938	1939		United States	All countries, 1937	1935
							\$1,000	\$1,000	\$1,000
<u>Rates reduced by 1935 agreement, further reduced by Schedule I -</u> Oyster shells for poultry feed --	Ex 711	Ad val.	25%	22½%	10%	1/ 10% (15%)	} 67	} 99	} 99
Shells, n.o.p., crushed or ground	711	do.	25%	22½%	20%	15%			
<u>Most-favored-nation rates lower than 1935 rates -</u>									
Hare or rabbit skins, wholly or partially dressed, n.o.p. -----	603	Ad val. & dos.	15%; not less than 7¢ dos.	13½%	13½%	10%	} 526	} 82	} 566
Fur skins, wholly or partially dressed, n.o.p. -----	603	Ad val.	15%	13½%	13½%	10%			
<u>Bound free by Schedule I -</u> Fur skins, undressed -----	601	-	Free	Free	Free	Free	2,059	3,095	5,349

1/ Becomes same as rate on United States product by general provisions of Canada's agreements with British countries.

10. Crude Textile Fibres

Commodity	Tariff paragraph	Basis for duty	Rates of duty on United States products			Lowest British rate	Value of imports from -		
			1935	1938	1939		United States 1935	United States 1937	All countries, 1937
<u>Most-favored-nation rates lower than 1935 rates -</u>							\$1,000	\$1,000	\$1,000
Linters of short fibres of cotton, bleached, and cotton pulp, for manufacture of blotting paper	520c	Ad val.	12½%	10%	10%	Free	12	12	12
Raw wool	549	Pound	15¢	10¢ or 8¢	10¢ or 8¢	Free	2	2	8,585
<u>Bound free by Schedule I -</u>									
Raw cotton, not further manufactured than ginned	ex 520	-	Free	Free	Free	Free	14,861	19,314	19,913
Cotton linters, not further manufactured than ginned	ex 520	-	Free	Free	Free	Free	327	435	462

11. Textile Manufactures

Commodity	Tariff paragraph	Basis for duty	Rates of duty on United States products			Lowest British rate	Value of imports from -		
			1935	1938	1939		United States	All countries, 1937	1935
<u>Rates reduced by 1936 agreement, further reduced by Schedule I -</u>							\$1,000	\$1,000	\$1,000
Rovings, yarns, and warps, of cotton, not more advanced than singles, n.o.p. -----	522	Pound + ad val.	4¢ + 22½%	3½¢ + 15%	3¢ + 15%	12½%	3	11	86
Rovings, yarns, warps, cords, twines, etc. of cotton -----	522c(1)	do.	4¢ + 25%	3½¢ + 22½%	3¢ + 20%	15%	113	157	380
Cotton yarns covered with metallic strip -----	522c(11)	do.	4¢ + 25%	3½¢ + 22½%	15%	15%	11	20	38
Sewing cotton thread, on spools	522c(111)	do.	4¢ + 25%	3½¢ + 22½%	22½%	15%	9	13	17
Cotton thread and yarn for manufacture or spooling of sewing thread and crochet, knitting, darning, and embroidery cottons	522e	Ad val.	20%	15%	12½%	7½%	31	43	335
Woven fabrics of cotton, not bleached, mercerized nor coloured, n.o.p. -----	ex 523	Pound + ad val.	4¢ + 25%	3½¢ + 20%	3¢ + 17½%	15%	512	1,341	2,778
Woven fabrics, wholly of cotton, bleached or mercerized, not coloured, n.o.p. -----	523a	do.	4¢ + 27½%	3½¢ + 22½%	3¢ + 20%	20%	227	86	893
Woven fabrics, wholly of cotton, printed, dyed, or coloured, n.o.p. :									
(i) Valued at more than 80¢ per pound -----	ex 523b	Pound + ad val.	4¢ + 32½%	3½¢ + 27½%	3¢ + 20%	20%	} 1/ 444	} 1/ 719	} 1/2,866
(ii) Valued at 50¢ or more but not more than 80¢ per pound -----	ex 523b	do.	4¢ + 32½%	3½¢ + 27½%	3¢ + 25%	20%			
Denims for manufacture of garments -----	ex 523b	do.	4¢ + 32½%	3½¢ + 27½%	3¢ + 20%	20%			

1/ Estimated that these two value brackets account for one-half of total imports of the category; for goods valued under 50 cents per pound see p. 115.

11. Textile Manufactures-Continued

Commodity	Tariff paragraph	Basis for duty	Rates of duty on United States products			Lowest British rate	Value of imports from -		
			1935	1938	1939		United States	All countries, 1937	
							1935	1937	
							\$1,000	\$1,000	\$1,000
<u>Rates reduced by 1936 agreement, further reduced by Schedule I-con.</u>									
Woven fabrics, wholly of cotton, counts 100 or more	523c	Pound + ad val.	4¢ + 32½%	3½¢ + 27½%	27½%	Free	Insig.	Insig.	522
Woven fabrics, wholly of cotton, for covering books	523b	do.	4¢ + 35%	1½¢ + 30% ^{1/}	30%	15%	n.a.	10	30
Socks and stockings, cotton and rayon	568a(ii)	Dos.prs. + ad val.	\$1.50 + 35%	\$1.35 + 32½%	\$1.00 + 20%	20%	Insig.	1	18
Underwear, cotton, knitted	ex 568	Pound + ad val.	30¢ + 45%	25¢ + 35%	35%	20%	2	1	87
Bags, seamless, cotton	ex 523	do.	4¢ + 25%	3½¢ + 20%	27½%	15%	3	11	11
Bags, cotton, n.o.p.	ex 532	do.	4¢ + 35%	30% ^{2/}	27½%	25%	35	15	19
Household blankets wholly of cotton	ex 553	do.	30¢ + 35%	25¢ + 30%	5¢ + 20%	5¢ + 20%	1	1	2
Handkerchiefs, cotton	ex 532a	do.	4¢ + 35%	1½¢ + 30% ^{1/}	30%	15%	8	8	707
Collars and cuffs of vegetable fibres and wearing apparel of vegetable fibres, not containing wool, n.o.p.	548	Pound + ad val.	4¢ + 35%	3½¢ + 30%	30%	25%	24	54	104
Handkerchiefs of flax, hemp, or vegetable fibres, n.o.p.	548	do.	4¢ + 35%	3½¢ + 30%	30%	25%	2	3	610
Diapers, quilts, etc., of vegetable fibres, not containing wool, n.o.p.	548	do.	4¢ + 35%	3½¢ + 30%	30%	25%	9	8	108
Felt for use in making molded splints	ex 552	do.	20¢ + 25%	17½¢ + 22½%	10%	10% ^{2/}	n.a.	n.a.	n.a.

Second Trade Agreement with Canada

^{1/} Reduced by most-favored-nation provision of 1936 agreement to 30 percent plus 3½ cents per pound and subsequently reduced by Canadian legislation to rate stated.

^{2/} Reduced by most-favored-nation provision of 1936 agreement to 30 percent plus 3½ cents and subsequently reduced by Canadian legislation to 30 percent.

^{3/} Becomes same as rate on United States product by general provisions of Canada's agreements with British countries; till Jan. 1, 1939 rate was 7½¢ + 15%.

11. Textile Manufactures - Continued

Commodity	Tariff paragraph	Basis for duty	Rates of duty on United States products			Lowest British rate	Value of imports from -		
			1935	1938	1939		United States		All countries, 1937
							1935	1937	
Rates reduced by 1936 agreement, further reduced by Schedule I-con.									
Articles made from woven fabrics and textile manufactures of vegetable fibres, not containing wool, n.o.p. -----	548	Pound + ad val.	4¢ + 35%	3½¢ + 30%	30%	25%	\$1,000 185	\$1,000 295	\$1,000 921
Socks and stockings, silk -----	568a(ii)	Dos.prs. + ad val.	\$1.50 + 35%	\$1.35 + 32½%	\$1.00 + 20%	20%	7	8	11
Clothing and wearing apparel, silk, n.o.p. -----	ex 567	Os. + ad val.	7¢ + 45%	7¢ + 30%	30%	27½%	401	378	790
Rugs and carpets -----	572	Sq.ft.+ ad val.	20¢ + 40%	15¢ + 35%	7½¢ + 30%	30%	12	53	890
Women's and children's outergarments, wool -----	ex 555	Pound + ad val.	35¢ + 40%	32½¢ + 40%	32½%	30%	67	84	261
Artificial silk clothing, n.o.p.-	ex 567a	Os.+ ad val.	7¢ + 50%	4½¢ + 31½¢ ^{1/}	32½%	25%	120	373	474
Coated or impregnated fabrics made from vegetable fibres, n.o.p. -----	548	Pound + ad val.	4¢ + 35%	3½¢ + 30%	30%	25%	36	40	47
Oilcloth, floor, linoleum, cork matting, or carpets -----	ex 573	do.	4¢ + 35%	32½%	30%	15%	3	84	434
Oilcloth, enamelled, carriage, shelf, and table -----	ex 573	do.	4¢ + 35%	32½%	30%	15%	23	172	192
Garments, knitted, n.o.p. -----	ex 568	do.	30¢ + 45%	25¢ + 35%	35%	20%	42	66	867
Surgical dressings; sanitary napkins -----	236	Ad val.	35%	25%	20%	10%	36	42	255
Artificial leather, not rubberised -----	ex 573	Pound + ad val.	4¢ + 35%	32½%	30%	15%	161	108	112

^{1/} Rate reduced to 35 percent plus 5 cents under most-favored-nation provision of 1936 agreement; subsequently reduced to 31½ percent plus 4½ cents by Canadian legislation.

11. Textile Manufactures - Continued

Commodity	Tariff paragraph	Basis for duty	Rates of duty on United States products			Lowest British rate	Value of imports from -		
			1935	1938	1939		United States		All countries, 1937
							1935	1937	
						\$1,000	\$1,000	\$1,000	
<u>Rates reduced by Schedule I, not covered by 1936 agreement -</u>									
Yarns and warps of cotton, mercerized, No. 40 and finer, for further manufacture	522d	Ad val.	25%	25%	22½%	Free	41	42	605
<u>Rates reduced by 1936 agreement, continued unchanged by Schedule I</u>									
Woven fabrics, wholly of cotton, printed, dyed, or coloured, n.o.p.:									
(iii) Valued at less than 50¢ per pound	523b	Pound + ad val.	4¢ + 32½%	3½¢ + 27½%	3½¢ + 27½%	20%	1/ 445	1/ 719	1/ 2,865
Clothing, wearing apparel, and articles of woven fabrics, and all textile manufactures, wholly of cotton, n.o.p.	ex 532	Pound + ad val.	4¢ + 35%	30% 2/	30%	25%	554	905	3,061
Fabrics, wholly of cotton, coated or impregnated, n.o.p.	ex 532	do.	4¢ + 35%	30% 2/	30%	25%	270	624	884
Typewriter ribbons	ex 532	do.	4¢ + 35%	30% 2/	30%	25%	22	17	18
Miners' safety helmets, firemen's helmets and sandblast helmets, of a kind not made in Canada	569e		Free	} Free 2/	Free	Free	21	34	39
	ex 613	Ad val.	35%						
	ex 618	do.	27½%						
<u>Most-favored-nation rates lower than 1935 rates</u>									
Batts, batting, and wadding of cotton	536	Ad val.	25%	22½%	22½%	12½%	49	64	69

1/ See footnote 1, p. 112.

2/ Reduced by most-favored-nation provision of 1936 agreement to 3½¢ per pound plus 30%, and subsequently reduced by Canadian legislation to 30 percent.

3/ Firemen's helmets and sand-blast helmets transferred to tariff item 569e by Canadian legislation after Jan. 1, 1936 and made free.

11. Textile Manufactures - Continued

Commodity	Tariff paragraph	Basis for duty	Rates of duty on United States products			Lowest British rate	Value of imports from -		
			1935	1938	1939		United States		All countries, 1937
							1935	1937	
						\$1,000	\$1,000	\$1,000	
<u>Most-favored-nation rates lower than 1935 rates - continued</u>									
Carded sliver of cotton, etc., cotton fibers, n.o.p. ———	521	Ad val.	12½%	10%	10%	5%	23	49	49
Rovings, yarns, etc., cotton, for manufacturing knitted goods ———	522a	do.	22½%	15%	15%	12½%	5	50	171
Woven fabrics, cotton, with cut pile, n.o.p. ———	523e	Pound + ad val.	4¢ + 32½%	3½¢ + 27½%	3½¢ + 27½%	15%	30	51	370
Woven fabrics, cotton, uncolored, for manufacturing typewriter ribbons ———	523f	Ad val.	15%	12½%	12½%	Free	13	9	83
Knit fabrics, cotton, for manufacturing rubber shoes ———	531	do.	25%	20%	20%	10%	3	23	23
Laces and embroideries, cotton, uncolored, for manufactures ———	529a	do.	20%	10-3/5% 1/	10-3/5%	7½%	3	23	127
Laces and embroideries, cotton, for manufacturing clothing ———	530	Pound + ad val.	4¢ + 30%	17½%	17½%	7½%	1	27	142
Embroideries, n.o.p., of cotton ———	529	do.	4¢ + 30%	3½¢ + 27½%	3½¢ + 27½%	20%	3	7	16
Lace, bobbinet, nettings, n.o.p., of cotton ———	ex 529	do.	4¢ + 30%	2-8/10¢ + 22%	2-8/10¢ + 22%	1-3/10¢ + 14½%	23	20	421
Gloves of cotton ———	568b	Ad val.	45%	25%	25%	20%	4	25	606
Belting of cotton ———	610	do.	27½%	25%	25%	15%	28	23	44
Fringes and tassels, cotton ———	529	Pound + ad val.	4¢ + 30%	3½¢ + 27½%	3½¢ + 27½%	20%	4	5	5
Rovings, etc., jute, for packaging, etc. ———	537e	Ad val.	32½%	30%	30%	25%	Insig.	5	39
Rovings, etc., vegetable fibers, for packaging, etc., n.o.p. ———	537a	do.	25%	22½%	22½%	17½%	14	25	130

1/ Reduced to 14-7/8% through most-favored-nation provision of 1936 agreement; subsequently reduced to 10-3/5% as the result of Canadian legislation.

11. Textile Manufactures - Continued

Commodity	Tariff paragraph	Basis for duty	Rates of duty on United States products			Lowest British rate	Value of imports from -		
			1935	1938	1939		United States		All countries, 1937
							1935	1937	
						\$1,000	\$1,000	\$1,000	
<u>Most-favored-nation rates lower than 1935 rates - continued</u>									
Woven fabrics of flax or hemp, etc. -----	540a	Pound + ad val.	4¢ + 35%	3½¢ + 30%	3½¢ + 30%	Free	15	21	860
Woven fabrics, partly flax or hemp, etc. -----	540c	do.	4¢ + 35%	3½¢ + 30%	3½¢ + 30%	3¢ + 22½%	1	7	59
Woven fabrics, jute, unbleached, uncolored, n.o.p. -----	541	Ad val.	15%	5%	5%	Free	24	11	3,819
Woven or braided fabrics, under 12 inches, vegetable fibers, n.o.p., etc. -----	542a	do.	35%	27½%	27½%	22½%	23	43	194
Woven fabrics, of vegetable fiber, with cut pile, n.o.p., etc. -----	542	do.	30%	24-3/4%	24-3/4%	20%	18	21	117
Bags or sacks of hemp, linen, or jute -----	547	do.	20%	17½%	17½%	15%	60	92	152
Carpeting, rugs and mats of hemp, flax tow or jute -----	571	do.	25%	22½%	22½%	15%	5	16	208
Flax, hemp, and jute products, not elsewhere tabulated -----	-	-	Various	Various	Various	Various	27	25	2,852
Garnetted material, waste, etc., silk, rayon, etc. -----	557b	Ad val.	10%	7½%	7½%	Free	12	59	270
Yarns, etc., silk, for sewing, embroidering, etc. -----	558c	do.	25%	22½%	22½%	12½ or 15%	27	20	45
Yarns and warps, thrown silk in the gum, for knitting manufactures -----	558e	do.	10%	7½%	7½%	Free	39	10	78
Woven fabrics, silk, without wool, etc., not including rayon fabrics -----	560a	Lin.yd. + ad val.	10¢ + 45%	10¢ + 36%	10¢ + 36%	22½%	153	193	322
Woven fabrics, silk 26 inches, or less, n.o.p. -----	560b	Ad val.	35%	29½%	29½%	17½%	1	3	29
Woven fabrics (velvets, etc.) with silk or rayon pile, over 24 inches -----	560d	do.	35%	29½%	20½%	17½%	296	147	273

11. Textile Manufactures - Continued

Commodity	Tariff paragraph	Basis for duty	Rates of duty on United States products			Lowest British rate	Value of imports from -		
			1935	1938	1939		United States	All countries, 1937	
							\$1,000	\$1,000	\$1,000
<u>Most-favored-nation rates lower than 1935 rates - continued</u>									
Woven fabrics 12 inches and under (ribbons), silk, not including wool	562	Ad val.	35%	27-5/8%	27-5/8%	22½%	53	66	127
Woven fabrics, not made in Canada, silk or rayon, for neckties, etc.	564	do.	20%	18%	18%	17½%	184	267	997
Umbrella-covering fabrics, not made in Canada, for manufacture of umbrellas, etc.	802b	do.	20%	9%	9%	Free	Insig.	24	79
Articles and manufactures, n.o.p. silk chief value	567	Os. + ad val.	7¢ + 45%	7¢ + 30%	7¢ + 30%	27½%	9	13	56
Yarns and warps, wool or hair, for manufactures	551a	Pound + ad val.	17½¢ + 20%	15¢ + 17½%	15¢ + 17½%	5¢ + 10%	4	5	2,495
Woven fabrics of wool or hair, n.o.p.	554b	do.	35¢ + 40%	30¢ + 35%	30¢ + 35%	12¢ + 22½%	77	105	10,676
Clothing and wearing apparel, n.o.p. wool	555	do.	35¢ + 40%	32½¢ + 40%	32½¢ + 40%	30%	42	50	784
Felt, pressed, of all kinds, etc.	552	do.	20¢ + 25%	17½¢ + 22½%	17½¢ + 22½%	5¢ + 15%	8	9	54
Articles and manufactures, of wool, n.o.p.	555	do.	35¢ + 40%	32½¢ + 40%	32½¢ + 40%	30%	27	30	104
Wool and its products, not elsewhere classified	-	-	Various	Various	Various	Various	24	19	11,777
Rovings, yarns, etc., of rayon, singles, uncolored	558b	Ad val.	35%, min. 28¢ lb.	30%, min. 28¢ lb.	30%, min. 28¢ lb.	5% or 20%	94	30	1,021
Rovings, etc., of rayon, etc., n.o.p.	558d	do.	35%, min. 28¢ lb.	30%, min. 28¢ lb.	30%, min. 28¢ lb.	7½% or 25%	82	67	234
Woven fabrics, of rayon, etc., not silk	561	Pound + ad val.	40¢ + 45%	40¢ + 36%	40¢ + 36%	27½%	211	427	1,951

11. Textile Manufactures - Continued

Commodity	Tariff paragraph	Basis for duty	Rates of duty on United States products			Lowest British rate	Value of imports from -		
			1935	1938	1939		United States		All countries, 1937
							1935	1937	
<u>Most-favored-nation rates lower than 1935 rates - continued</u>									
Woven fabrics, 12 inches and under (ribbons), rayon, etc. ---	562a	Ad val.	35%	27-5/8%	27-5/8%	22½%	52	90	158
Articles and manufactures of rayon, n.o.p. ---	567a	Oz.+ ad val.	7¢ + 50%	4½¢ + 31½% ^{1/}	4½¢ + 31½%	25%	13	21	85
Rayon and its products, not elsewhere tabulated ---	-	-	Various	Various	Various	-	16	10	146
Filter press cloth from humah hair for use in manufacture of linseed oil ---	549e	Ad val.	30%	27½%	27½%	20%	3	15	20
Carpeting, rugs and mats of straw, or paper ---	571	do.	25%	22½%	22½%	15%	4	11	57
Fibers other than cotton, for manufacturing brushes ---	535e	do.	7½%	5%	5%	Free	12	9	13
Garnetted material, n.o.p., rags, waste, etc., n.o.p. ---	Various	do.	12½%	10%	10%	7½%	62	174	259
Cordage, over 1 inch in circumference, of vegetable fibers, n.o.p. ---	539	do.	25%	22½%	22½%	17½%	9	9	178
Fabrics of silk, coated or impregnated, n.o.p. ---	561a(I)	do.	45%	30%	30%	27½%	10	41	44
Fabrics, coated or impregnated, of wool or hair, n.o.p. ---	555	Pound + ad val.	35¢ + 40%	32½¢ + 40%	32½¢ + 40%	30%	Insig.	3	10
Fabrics, coated or impregnated, n.o.p., of artificial silk, etc. ---	561a(II)	Ad val.	50%	40%	40%	30%	4	19	21
Woven fabrics, cotton, for rubber manufactures ---	525	do.	35%	30%	30%	Free	9	17	77
Embroideries, lace nets, nettings, and bobbinet, n.o.p. ---	ex 565	Ad val.	35%	27-5/8%	27-5/8%	22½%	34	91	663

^{1/} Rate reduced to 35 percent plus 5 cents per pound under most-favored-nation provision of 1936 agreement; subsequently reduced to 31½ percent plus 4½ cents per pound by Canadian legislation.

11. Textile Manufactures - Continued

Commodity	Tariff paragraph	Basis for duty	Rates of duty on United States products			Lowest British rate	Value of imports from -		
			1935	1938	1939		United States 1935	United States 1937	All countries, 1937
							\$1,000	\$1,000	\$1,000
<u>Most-favored-nation rates lower than 1935 rates - continued</u>									
Braces or suspenders, and parts -	628	Ad val.	35%	27%	27%	15%	19	44	52
Church vestments	567b	do.	20%	15-3/4%	15-3/4%	12 1/2%	2	5	29
Gloves, knitted or cut from fabric, and gloves, n.o.p.	568b	do.	45%	25%	25%	20%	7	15	470
Caps, bonnets, and berets, n.o.p.	569a(11)	do.	35%	30%	30%	22 1/2%	19	40	79
Hats of fur-felt or of wool and fur-felt	569(1)	do.	35%	30%	30%	22 1/2%	62	70	323
Hats of wool felt	569(11)	Dos. + ad val.	\$1.25 + 35%	90¢ + 30% 1/	90¢ + 30%	45¢ + 22 1/2%	9	18	55
Hats of straw, grass, or chip	569(v)	do.	\$1.50 + 35%	\$1.50 + 30%	\$1.50 + 30%	75¢ + 22 1/2%	29	48	99
Hats, n.o.p.	569(v)	do.	\$1.50 + 35%	\$1.50 + 30%	\$1.50 + 30%	75¢ + 22 1/2%	72	68	104
Knitted goods, n.o.p.	568	Pound + ad val.	30¢ + 45%	25¢ + 35%	25¢ + 35%	20%	54	49	177
Belting, n.o.p., for machinery	610	Ad val.	27 1/2%	25%	25%	15%	28	69	83
Stereotypers' blankets, etc.	553a	do.	10%	5%	5%	Free	40	53	98
Braids, cords, chenille, gimp, fringes, and tassels, etc., n.o.p.	565	do.	35%	32 1/2%	32 1/2%	22 1/2%	89	130	187
Hoods and shapes of fur-felt, etc.	569(1)	do.	35%	30%	30%	22 1/2%	9	6	35
Elastic webbing over 1, not over 12 inches, for manufacturing	574b	do.	25%	20%	20%	12 1/2%	49	49	61
Elastic webbing 12 inches and under, n.o.p.	574a	do.	35%	29 1/2%	29 1/2%	20%	51	78	133
Window shades on rollers, n.o.p.	576	do.	40%	30%	30%	20%	14	13	13
<u>Round free by Schedule I -</u>									
Cotton pulp for manufacture of rayon	792	-	Free	Free	Free		266	333	333
Rags, waste, etc., n.o.p. 2/	ex 520	-	Free	Free	Free		703	1,086	1,497

1/ Rate reduced to \$1.25 per dozen plus 30 percent under most-favored-nation provision of 1936 agreement; subsequently reduced to 30 percent plus 90 cents per dozen by Canadian legislation.

2/ The binding relates only to cotton waste unfit for use without further manufacture, which makes up the bulk of the imports under this statistical item.

12. Wood and Paper and Products (except Books and Printed Matter) ^{1/}

Commodity	Tariff paragraph	Basis for duty	Rates of duty on United States products			Lowest British rate	Value of imports from -		
			1935	1938	1939		United States		All coun-tries, 1937
							1935	1937	
						\$1,000	\$1,000	\$1,000	
<u>Rates reduced by 1936 agreement, further reduced by Schedule I -</u>									
Dressed lumber, tongued and grooved ^{2/} -----	505	Ad val.	25%	20%	10%	^{3/} 17½%	Not shown separately ^{2/}		
Shingles of cedar, creosoted, etc. ex 506		do.	25%	20%	Free	Free	n.a.	n.a.	n.a.
Hardwood flooring: Beech, birch, maple, and oak -----	505a	do.	25%	20%	17½%	(17½%) 17½%	7	35	35
Plywood not further manufactured than glued or cemented -----	507c	do.	35%	30%	22½%	17½%	167	144	163
Wood pulp of all kinds -----	200	do.	25%	22½%	Free	Free	515	696	696
Straw pulp -----	200	do.	25%	22½%	Free	Free	9	17	25
Fibre, vulcanized, indurated, and manufactures of, n.o.p. -----	509	do.	25%	22½%	17½%	17½%	194	229	239
Furniture, house, office, etc.: Substantially of wood -----	519(1)	do.	45%	33-3/4%	32½%	15%	287	867	1,131
Other (see under Iron & Steel) Wooden parts in the rough for making spools, bobbins, shuttles, etc. -----	506	do.	25%	20%	10%	^{3/} 10% (17½%)	n.a.	n.a.	n.a.
Wall boards, paper boards, and fibre boards -----	192	do.	35%	25%	22½%	15%	375	737	811
Electrical insulating press board	192d	do.	35%	25%	12½%	Free	n.a.	20	43
Coated, ruled, and boxed papers, pads, waxed and gummed papers --	198	do.	35%	32½%	27½%	20%	617	688	883

Second Trade Agreement with Canada

^{1/} For books and printed matter see Group 19.

^{2/} Imports of dressed lumber dutiable under par. 505, and of dressed lumber, not tongued or grooved, dutiable under the basket par. 506, are not segregated from rough lumber, which is bound free under pars. 503 and 504, but great bulk of imports consists of rough lumber. Rate under par. 506 was reduced from 25 percent to 20 percent by 1936 agreement and repeated in new agreement.

^{3/} Will take same rate as United States product, by general provisions of Canada's agreements with British countries.

12. Wood and Paper and Products (except Books and Printed Matter)^{1/} -Continued

Commodity	Tariff paragraph	Basis for duty	Rates of duty on United States products			Lowest British rate	Value of imports from -		
			1935	1938	1939		United States	All countries, 1937	
							1935	1937	1937
							\$1,000	\$1,000	\$1,000
<u>Rates reduced by 1936 agreement, further reduced by Schedule I-con.</u>									
Wrapping paper, not pasted, coated, or embossed	197b	Ad val.	35%	30%	25%	17½%	312	274	463
Electric cable insulating paper and condenser paper	197	do.	25%	22½%	10%	2/ 10% (15%)	n.a.	n.a.	n.a.
Papeteries, envelopes, and manufactures of paper, n.o.p.	199	do.	35%	30%	27½%	20%	842	1,117	1,524
Photographic paper	187	do.	30%	25%	20%	Free	68	105	181
Blotting paper, not printed	192	do.	35%	25%	22½%	15%	15	15	38
Hanging or wall paper	195	Ad val. + lb.	35% + 2¢	32½%	30%	17½%	70	115	154
Tarred paper and roofings, etc.	192	Ad val.	35%	25%	22½%	15%	41	59	63
Waxed stencil paper	199c	do.	35%	32½%	27½%	10%	6	12	129
Paperboard containers	199b	Pound	1½¢	1½¢	1¢	1¢	225	439	509
			Min. 35%	Min. 30%	Min. 25%				
<u>Rate reduced by Schedule I, not covered by 1936 agreement -</u>									
Charcoal made from wood	589	Ton	\$7.50	\$7.50	\$4	Free	19	14	14
<u>Rates reduced by 1936 agreement, continued by Schedule I -</u>									
Barrels, barrel heading, pails, and tubs of wood	506	Ad val.	25%	20%	20%	17½%	42	78	79
Staves of wood, n.o.p.	506	do.	25%	20%	20%	17½%	14	15	15
Handles of all kinds, ash, hickory, n.o.p.	506	do.	25%	20%	20%	17½%	45	76	77
Lasts of wood	506	do.	25%	20%	20%	17½%	30	30	30
Bobbins, shuttles and spools	506	do.	25%	20%	20%	17½%	51	68	80
Excelsior of wood wool	506	do.	25%	20%	20%	17½%	56	34	34

1/ For books and printed matter see Group 19.

2/ Will take same rate as United States product, by general provisions of Canada's agreements with British countries.

12. Wood and Paper and Products (except Books and Printed Matter)^{1/} -Continued

Commodity	Tariff paragraph	Basis for duty	Rates of duty on United States products			Lowest British rate	Value of imports from -		
			1935	1938	1939		United States 1935	United States 1937	All countries, 1937
							\$1,000	\$1,000	\$1,000
<u>Rates reduced by 1936 agreement, continued by Schedule I-continued</u>									
Matches of wood -----	506	Ad val.	25%	20%	20%	17½%	3	9	24
Wood boxes, crates, and shooks -----	506	do.	25%	20%	20%	17½%	27	54	55
Manufactures of wood, n.o.p. -----	506	do.	25%	20%	20%	17½%	370	791	963
Book, printing and litho paper, not pasted or coated, n.o.p. -----	197	do.	25%	22½%	22½%	15%	110	157	282
Cover papers, not pasted, etc. -----	197	do.	25%	22½%	22½%	15%	11	17	20
Bond and ledger papers, etc. -----	197	do.	25%	22½%	22½%	15%	82	184	223
Onionskin and manifold paper -----	197	do.	25%	22½%	22½%	15%	2	3	8
Tissue and toilet papers and paper napkins -----	197	do.	25%	22½%	22½%	15%	154	564	659
All kinds of paper, n.o.p. -----	197	do.	25%	22½%	22½%	15%	466	520	659
<u>Rate bound same as in 1935 -</u>									
Veneers, single ply, sliced, etc., of wood, n.o.p. -----	507a	do.	20%	20%	20%	10%	244	318	319
<u>Most-favored-nation rates lower than 1935 rates -</u>									
Cork slabs, boards, etc. -----	494a	do.	25%	17½%	17½%	Free	15	9	17
Corks, over 3/4 inch in diameter -----	495	Pound	5¢	4¢	4¢	4¢	6	43	101
Cork slabs, boards, etc. when for use in Canadian manufactures -----	494b	Ad val.	25%	Free ^{2/}	Free	Free	n.a.	71	393
Manufactures of cork, n.o.p. -----	494	do.	20%	15-3/4%	15-3/4%	Free	165	269	365
Tenpin blocks of wood, rough -----	744	do.	10%	7½%	7½%	5%	3	6	6
Veneers: Aust. blackwood, walnut, silky oak, etc. -----	507d	do.	15%	12½%	12½%	10%	11	10	49
Wood shafts for handles of golf clubs, etc. -----	789	do.	10%	7½%	7½%	5%	2	6	6
Caskets and coffins of wood, and parts -----	514	do.	25%	22½%	22½%	17½%	66	73	73
Churns, n.o.p., washboards, etc. -----	510	do.	20%	17½%	17½%	15%	2	9	15

^{1/} For books and printed matter see Group 19.

^{2/} Reduced by most-favored-nation provision in 1936 agreement to 17½ percent under tariff item 494a; made free in new tariff item 494b by Canadian legislation May 2, 1936.

12. Wood and Paper and Products (except Books and Printed Matter) ^{1/}-Continued

Commodity	Tariff paragraph	Basis for duty	Rates of duty on United States products			Lowest British rate	Value of imports from -		
			1935	1938	1939		United States		All countries, 1937
							1935	1937	
						\$1,000	\$1,000	\$1,000	
<u>Most-favored-nation rates lower than 1935 rates-continued</u>									
Doors, not less than 6 x 2 feet	506b	Ad val.	25%	22½%	22½%	17½%	1	8	8
Mouldings of wood, plain, etc.	508	do.	25%	22½%	22½%	17½%	37	47	50
Skis; racquets, balls	511	do.	35%	30%	30%	20%	10	10	66
Leatherboard, etc., n.e.p.	614	do.	25%	22½%	22½%	15%	7	7	13
Pulpboard in rolls for use in wrapping	192a	do.	10%	7½%	7½%	5%	61	70	70
Book paper, uncoated, for magazines, etc. ^{2/}	197a	do.	25%	22½%	22½%	12½%	42	Insig.	Insig.
News printing paper, valued not more than 2½ cents per pound ^{3/}	196	do.	15%	Free	12½%	10%	Insig.	2	2
Cigarette paper, unglued	197c	do.	25%	15-3/4% ^{4/}	15-3/4%	10%	1	17	108
Bags or sacks of paper	193	do.	35%	30%	30%	20%	56	79	143
Photographic paper, plain, basic, baryta coated, for sensitised paper	813	do.	15%	Free ^{5/}	Free	Free	96	103	107
<u>Bound free by Schedule I-</u>									
Logs and unmanufactured timber; poles, fence posts, railway ties, etc.	500	-	Free	Free	Free	Free	439	619	619
Shingles, oak staves, and other rough blocks of wood	502	-	Free	Free	Free	Free	321	429	440
Lumber and timber, planks and boards, rough	503, 504	-	Free	Free	Free	Free	6/2,650	6/4,455	6/4,481

^{1/} For books and printed matter see Group 19.

^{2/} Included, at 22½ percent, in Schedule I of 1936 agreement; not listed in Schedule I of the new agreement.

^{3/} This item was made free by Schedule I of the 1936 agreement, but, not being included in Schedule I of the new agreement the rate reverts to the intermediate tariff, at 12½ percent.

^{4/} Reduced by most-favored-nation provision in 1936 agreement to 22½ percent; subsequently reduced to 15-3/4 percent by Canadian legislation.

^{5/} Made free by Canadian legislation in new tariff par. 813, April 24, 1937.

^{6/} Imports of dressed lumber, tongued and grooved, dutiable under par. 505, and of dressed lumber, not tongued or grooved, dutiable under par. 506, are not segregated from rough lumber, pars. 503 and 504; but great bulk of imports consists of rough lumber.

12. Wood and Paper and Products (except Books and Printed Matter)^{1/}-Continued

Commodity	Tariff paragraph	Basis for duty	Rates of duty on United States products			Lowest British rate	Value of imports from -		
			1935	1938	1939		United States		All countries, 1937
							1935	1937	
							\$1,000	\$1,000	\$1,000
Bound free by Schedule I-continued									
Laths and pickets	503	-	Free	Free	Free	Free	6	22	22
African teak, amaranth, etc., and mahogany	503, 504	-	Free	Free	Free	Free	89	187	216
Firewood	500	-	Free	Free	Free	Free	14	16	16
Pulpwood	500	-	Free	Free	Free	Free	103	113	113
Staves other than oak, rough sawn or split only	503	-	Free	Free	Free	Free	31	34	34
Mexican saddle trees and stirrups	502	-	Free	Free	Free	Free	4	4	4
Spokes, hickory, and oak, etc.	502	-	Free	Free	Free	Free	15	25	25

Second Trade Agreement with Canada

^{1/} For books and printed matter see Group 19.

13. Iron and Steel and Products, Except Machinery and Vehicles

Commodity	Tariff paragraph	Basis for duty	Rates of duty on United States products			Lowest British rate	Value of imports from -		
			1935	1938	1939		United States		All countries, 1937
							1935	1937	
						\$1,000	\$1,000	\$1,000	
<u>Rates reduced by 1936 agreement, further reduced by Schedule I -</u>									
Axles and axle bars, etc., for railway vehicles	394a	Ad val.	30%	27½%	25%	7½%	3	17	27
Castings of iron, malleable, n.o.p.	390	do.	} 27½%	} 25%	} 22½%	} 15%	315	160	162
Castings of iron, nonmalleable, n.o.p.	390a	do.					217	238	242
Castings of steel, n.o.p.	390b	do.					89	140	142
Locomotive beds or frames of steel, etc.	ex 446a	Ad val.	35%	20%	7½%	7½% ^{1/} (10%)	n.s.	789	789
Bars and rods, billets, less than 60 pounds per lin. yd., cold rolled	378c	do.	30%	25%	20%	10%	156	324	484
Sheets, plates, etc., coated with metal, n.o.p.	383d	do.	15%	12½%	10%	5%	175	519	580
Pipes and tubes, plain or coated, etc., not more than 10½ inches in diameter	397a	do.	30%	27½%	25%	15%	182	233	307
Pipes and tubes, plain or coated, n.o.p.	397d	do.	30%	27½%	20%	12½%	30	68	92
Fittings and couplings for pipes and tubes	400	do.	30%	27½%	25%	20%	212	482	497
Specified woven netting for fur farms	402b	do.	30%	27½%	20%	12½%	-	Insig.	84
Nuts, bolts, washers, rivets --- Containers manufactured from tinplate, n.o.p.	430	100 lbs. + ad val.	75¢ + 25%	50¢ + 18%	50¢ + 17½%	50¢ + 7½%	345	318	330
Hollow-ware, coated or not, n.o.p.	432d	Ad val.	30%	27½%	25%	15%	223	316	409
Kitchen and dairy hollow-ware --- Manufactures of tinplate, n.o.p.	432	do.	30%	27½%	25%	10%	30	47	54
Frames, clasps, and fasteners for manufacture of purses, etc.	432a	do.	30%	27½%	25%	15%	28	59	69
Metal furniture 2/	432d	do.	30%	27½%	25%	15%	306	451	555
	454	do.	20%	17½%	12½%	Free	74	78	82
	519(11)	do.	44%	33-3/4%	27½%	15%	178	526	560

1/ Rate becomes same as on United States product by general provisions of Canada's agreement with United Kingdom.
 2/ Concession specifies furniture other than that "substantially of wood."

13. Iron and Steel and Products, Except Machinery and Vehicles-Continued

Commodity	Tariff paragraph	Basis for duty	Rates of duty on United States products			Lowest British rate	Value of imports from -		
			1935	1938	1939		United States		All countries, 1937
							1935	1937	
						\$1,000	\$1,000	\$1,000	
<u>Rates reduced by 1936 agreement, further reduced by Schedule I-Con-</u>									
Golf shafts of seamless steel, coated or not	446c	Ad val.	35%	25%	15%	Free	10	11	85
Guns and rifles of a kind not made in Canada	441e	do.	30%	27½%	15%	Free	32	35	68
Metal parts for loose-leaf binders	362a	do.	45%	33-3/4%	25%	20%	5	8	8
Forged golf club heads in the rough	ex 392	do.	30%	27½%	10%	10% 1/ (17½%)	n.a.	n.a.	n.a.
Pressed steel belt pulleys and parts	471a	do.	27½%	25%	20%	Free	12	30	54
Tools for machines, not made in Canada	ex 446a	do.	35%	25%	10%	10%	n.a.	n.a.	n.a.
Stainless steel welding rods	ex 446a	do.	35%	25%	15%	10%	n.a.	n.a.	n.a.
Shells and hinges for jewelry boxes and spectacle cases	ex 446a	do.	35%	25%	12½%	10%	n.a.	n.a.	n.a.
<u>Rates reduced by Schedule I, not covered by 1936 agreement -</u>									
Pig iron for manufacture of agricultural implements	442a(1)	Ton	\$1.25	\$1.25	\$1.00	75¢	13	1	1
Ingots, blooms, etc., n.o.p.; sheet bars, n.o.p.	377a	do.	\$4.50	\$4.50	\$4.00	\$2.50	172	301	314
Castings for manufacture of agricultural implements	442	Ad val.	6%	6%	5%	5%	95	152	153
Forgings of steel, hollow, not less than 12 inches in diameter and others weighing 20 tons or over	392a	do.	30%	27½% 2/	20%	Free	1	3	97
Tires of steel in the rough for railway locomotives	393	do.	10%	10%	7½%	Free	228	307	669

1/ Rate becomes same as on United States product by general provisions of Canada's agreement with United Kingdom.

2/ Reduced by Canadian legislation after trade agreement of 1936 went into effect.

19. Iron and Steel and Products, Except Machinery and Vehicles-Continued

Commodity	Tariff paragraph	Basis for duty	Rates of duty on United States products			Lowest British rate	Value of imports from -		
			1935	1938	1939		United States 1935	United States 1937	All countries, 1937
							\$1,000	\$1,000	\$1,000
<u>Rates reduced by Schedule I, not covered by 1936 agreement-con.</u>									
Bars and rods for manufacture of agricultural implements -----	442a(2)	Ton	\$3.50	\$3.50	\$2.75	\$2.12½	90	155	155
Bars or rods, hot rolled (of large dimensions) -----	377f	do.	\$7.00	\$7.00	\$6.00	Free	n.a.	11	41
Wire of rust or acid resisting steel, for fisheries. -----	ex 401b	Ad val.	25%	25%	10%	10% (15%) 1/	n.a.	n.a.	n.a.
Hoop, band or strip, hot rolled: .080 inch or less in thickness -----	382a	do.	15%	15%	12½%	5%	205	333	402
More than .080 inch -----	382b	Ton	\$8.00	\$8.00	\$7.00	\$3.00	446	272	288
Sheets, plates, hoop, band or strip -									
Of rust, acid or heat resisting steel, valued not less than 5¢ per pound -----	385a	Ad val.	20%	20%	17½%	Free	143	257	491
Coated with tin, n.o.p. -----	383b	do.	20%	20%	17½%	Free	238	2,716	12,447
Coated with zinc, n.o.p. -----	383c	do.	20%	20%	17½%	7½%	292	539	1,547
Imported for manufacture of sheets, etc., coated with metal other than tin -----	386m(11)	do.	20%	20%	17½%	5%	23	11	574
Malleable sprocket and link-belted chain for manufacture of agricultural implements -----	408	do.	10%	10%	5%	Free	95	136	175
Safety razor blades -----	ex 429g	do.	30%	30%	25%	Free	26	75	151
Anvils, vises; augers, bits and drills; hack-saw blades; saws, n.o.p.; wrenches, adzes, cleavers, hatchets, etc. -----	431b	do.	35%	35%	27½%	10%	426	847	1,394
Files and rasps -----	431f	do.	35%	35%	27½%	Free	76	110	266

1/ Rate becomes same as on United States product by general provisions of Canada's agreement with United Kingdom.

13. Iron and Steel and Products, Except Machinery and Vehicles-Continued

Commodity	Tariff paragraph	Basis for duty	Rates of duty on United States products			Lowest British rate	Value of imports from -		
			1935	1938	1939		United States		All countries, 1937
							1935	1937	
<u>Rates reduced by 1936 agreement, continued by Schedule I -</u>									
Axles and axle bars, n.o.p., etc., for vehicles, other than railway, n.o.p.	394b	Ad val.	35%	30%	30%	22½%	385	310	312
Piston ring castings of steel — Bars and rods; billets less than 60 pounds per lin. yd.; not less than 4¢ per pound — Sheets, more than .080 inch, n.o.p.	390c	do.	27½%	25%	Free	Free	26	1	2
Woven or welded wire fencing; wire cloth or netting — Chains, n.o.p., and parts — Hollow-ware, coated with vitreous enamel —	378d	do.	15%	12½%	12½%	Free	261	652	1,946
Machinists or metal-workers precision tools and measuring instruments —	381b	Ton	\$7.00	\$6.00	\$6.00	\$4.25	565	1,749	1,802
Apparatus for cooking or for heating buildings —	402a	Ad val.	35%	30%	30%	20%	42	52	134
Hardware: Builders, cabinet-makers, upholsterers; locks, n.o.p.	407a	do.	35%	30%	30%	15%	71	118	142
Tools, n.o.p. —	432b	do.	35%	30%	30%	10%	69	123	235
Drums, cylinders, barrels, and tanks, n.o.p. —	431c,d	do.	30%	10% 1/	10%	Free	65	236	323
Valves of iron or steel, n.o.p.	443	do.	30%	25%	25%	15%	714	1,508	1,559
Manufactures of iron and steel, n.o.p. —	446a	do.	35%	25%	25%	10%	266	221	260
	446a	do.	35%	25%	25%	10%	382	508	646
	446a	do.	35%	25%	25%	10%	282	470	497
	446a	do.	35%	25%	25%	10%	272	563	644
	446a	do.	35%	25%	25%	10%	4,417	7,741	8,649

Second Trade Agreement with Canada

1/ Reduced by most-favored-nation provision in 1936 agreement to 25 percent; further reduction by Canadian legislation.

19. Iron and Steel and Products, Except Machinery and Vehicles-Continued

Commodity	Tariff paragraph	Basis for duty	Rates of duty on United States products			Lowest British rate	Value of imports from -		
			1935	1938	1939		United States 1935	United States 1937	All countries, 1937
							\$1,000	\$1,000	\$1,000
<u>Rates bound same as in 1935</u>									
Ferro-alloys used in the manufacture of steel or iron, n.o.p. -----	375f	Ad val.	5%	5%	5%	Free	179	193	387
Bars and rods of iron or steel; billets weighing less than 60 pounds lin. yd., hot-rolled, n.o.p. -----	378a	Ton	\$7.00	\$7.00	\$7.00	\$4.25	935	1,273	1,435
Plates, hot or cold rolled; Not more than 66 inches wide, n.o.p. -----	380a	do.	\$8.00	\$8.00	\$8.00	\$4.25	108	417	605
More than 66 inches wide, n.o.p. -----	380b	do.	\$6.00	\$6.00	\$6.00	Free	176	1,099	1,476
Sheets, .080 inch or less in thickness -----	381a	Ad val.	20%	20%	20%	7½%	1,957	3,297	4,571
Sheets, plates, etc., coated with tin, of a class not made in Canada -----	383a	do.	15%	15%	15%	Free	29	77	1,252
Skelp, hot rolled, for pipes or tubes, n.o.p.:									
Not more than 14 inches wide -----	384a	do.	5%	5%	5%	Free	1,778	3,128	3,523
More than 14 inches wide -----	384b	do.	5%	5%	5%	Free	813	733	788
Angles, beams, channels, etc., not punched, drilled, etc., weighing not less than 35 pounds per lin. yd. -----	388	Ton	\$3.00	\$3.00	\$3.00	Free	684	2,126	2,377
Angles, beams, etc., weighing less than 35 pounds -----	388b	do.	\$7.00	\$7.00	\$7.00	\$4.00	199	572	673

13. Iron and Steel and Products, Except Machinery and Vehicles-Continued

Commodity	Tariff paragraph	Basis for duty	Rates of duty on United States products			Lowest British rate	Value of imports from -		
			1935	1938	1939		United States	All countries, 1937	All countries, 1937
							\$1,000	\$1,000	\$1,000
<u>Most-favored-nation rates lower than 1935 rates -</u>									
Ingots, etc., not less than 3 cents per pound, for steel manufacturing -----	377b	Ad val.	5%	Free	Free	Free	16	121	145
Castings of iron or steel, being moulds, n.o.p. -----	391b	do.	10%	7½%	7½%	Free	28	47	47
Forgings, n.o.p. -----	392	do.	30%	27½%	27½%	20%	362	265	272
Wheels for railway rolling stock:									
Pressed steel -----	434b(1)	do.	35%	30%	30%	7½%	2	18	69
N.o.p. -----	434b(ii)	do.	35% or 30%	27½%	27½%	7½%			
Bars and rods; billets under 60 pounds lin. yd., not further manufactured than hammered, n.o.p. -----	378b	do.	30%	25%	25%	10%	9	16	18
Bars, hot rolled, for manufacture of shovels -----	379c	} Ton	\$3.00	\$2.75	\$2.75	Free	21	15	15
Sheets, etc., for manufacture of shovels -----	386e								
Railway rails, n.o.p. -----	387	do.	\$7.00	\$6.00	\$6.00	\$4.50	72	105	132
Shapes or sections in mill lengths -----	807	Ad val.	10%	7½%	7½%	Free	8	-	-
Hoop, band or strip, cold rolled, more than .080 inch thick -----	382d	do.	30%	27½%	27½%	12½%	24	29	37
Plates, flanged, etc., n.o.p. -----	380e	do.	30%	25%	25%	5%	17	55	57
Sheets for manufacture of hollow-ware, etc. -----	386k	} do.	12½%	10%	10%	Free	266	431	553
Sheets for manufacture of cooking and heating apparatus -----	386.1								
Sheets, plates, etc., hot rolled, valued not less than 5 cents per pound -----	385a	do.	15%	12½%	12½%	Free	43	70	77
Sheets, plates, etc., corrugated, coated, or not -----	383g	do.	25%	20%	20%	10%	17	46	60
							2	50	58

13. Iron and Steel and Products, Except Machinery and Vehicles-Continued

Commodity	Tariff paragraph	Basis for duty	Rates of duty on United States products			Lowest British rate	Value of imports from -		
			1935	1938	1939		United States		All countries, 1937
							1935	1937	
						\$1,000	\$1,000	\$1,000	
<u>Most-favored-nation rates lower than 1935 rates-continued -</u>									
Sheets, plates, etc., coated with paint, tar, etc., n.o.p.	383e	Ad val.	15%	12½%	12½%	5%	54	178	184
Sheets, plates, coated with vitreous enamel, n.o.p.	383f	do.	25%	20%	20%	10%	Insig.	9	9
Sheets, hoop, etc., for manufacture of buckle clasps, bed-fasts, etc.	386i	do.	5%	Free	Free	Free	45	57	64
Sheets, plates, etc., cold rolled, for manufacture of butts, hinges, etc.	386b	do.	10%	7½%	7½%	Free	9	70	72
Sheets, plates, etc., hardened, tempered, for manufacture of saws	386h	do.	12½%	10%	10%	Free	24	51	139
Hot rolled strip, of a kind not made in Canada, for manufacture of automobiles	438f	Ton	Various	Free 1/	Free	Free	n.s.	603	603
Angles, beams, etc., further manufactured than hot rolled	388d	Ad val.	40%	35%	35%	20%	7	30	31
Beams or joists under 5½ pounds per lineal yard	388c	do.	17½%	12½%	12½%	5%	1	34	34
Pipes and tubes, not jointed, not over 2½ inches in diameter	397c	do.	15%	10%	10%	5%	8	27	36
Pipes and tubes, welded or seamless, over 10½ inches in diameter	397b	do.	20%	15%	15%	10%	40	143	209
Wire of steel, value not less than 2-¾ cents per pound, for manufacture of wire rope	403c	do.	7½%	5%	5%	Free	18	294	1,393

1/ Reduced to \$4 per ton by Canadian legislation of May 2, 1936; subsequently made free.

13. Iron and Steel and Products, Except Machinery and Vehicles-Continued

Commodity	Tariff paragraph	Basis for duty	Rates of duty on United States products			Lowest British rate	Value of imports from -		
			1935	1938	1939		United States		All countries, 1937
							1935	1937	
						\$1,000	\$1,000	\$1,000	
<u>Most-favored-nation rates lower than 1935 rates-continued -</u>									
Woven wire fencing, .080 to .144 inch -----	402	Ad val.	15%	12½%	12½%	Free	4	6	8
Wire screens, doors, and windows -----	519a	do.	30%	27½%	27½%	20%	4	7	8
Silent chain and finished roller chain -----	407	do.	25%	20%	20%	Free	33	73	162
Table knives and forks, steel, n.o.p. -----	429b	do.	35%	30%	30%	15%	49	49	222
Spoons -----	429e	do.	35%	30%	30%	15%	13	13	31
Hinges and butts, coated or not, etc. -----	430a	100 lbs. + ad val.	75¢ + 30%	75¢ + 24-3/4%	75¢ + 24-3/4%	75¢ + 5%	106	66	119
Wire roofing nails all sizes, and nails one inch or more -----	430c	100 lbs.	60¢	55¢	55¢	40¢	4	10	12
Spring-beard needles and latch needles -----	451a(i)	Ad val. + 1,000	35% + \$1.50	30% + \$1.50	30% + \$1.50	10%	21	28	36
Needles, n.o.p. -----	451a(ii)	Ad val.	35%	30%	30%	10%	50	64	285
Pins from wire of any metal, n.o.p. -----	451b	Ad val. + lb.	30% + 10¢	27½% + 10¢	27½% + 10¢	17½%	14	19	122
Machine and other screws -----	430b	Ad val.	30%	25%	25%	15%	106	162	174
Skates of all kinds, and parts -----	450	do.	30%	25%	25%	15%	28	46	46
Springs for running gear of:									
Railway vehicles -----	404a	do.	30%	27½%	27½%	20%	3	14	14
Other vehicles, n.o.p. -----	404b	do.	35%	30%	30%	22½%	44	21	21
Springs, furniture -----	519a	do.	30%	27½%	27½%	20%	17	25	25
Springs for use in manufacture of clocks -----	405a	do.	10%	7½%	7½%	Free	9	11	20
Bathtubs, basins, sinks, etc. -----	433	do.	35%	25%	25%	10%	43	130	131
Containers, tinplate, for food products -----	432c	do.	25%	22½%	22½%	10%	190	280	280
Axes -----	431a	do.	20%	15%	15%	10%	4	9	58

19. Iron and Steel and Products, Except Machinery and Vehicles-Continued

Commodity	Tariff paragraph	Basis for duty	Rates of duty on United States products			Lowest British rate	Value of imports from -		
			1935	1938	1939		United States 1935	United States 1937	All countries, 1937
<u>Most-favored-nation rates lower than 1935 rates-continued -</u>							<u>\$1,000</u>	<u>\$1,000</u>	<u>\$1,000</u>
High-pressure steel containers for gas	446d	Ad val.	25%	20% ^{1/}	20%	Free	48	178	238
Guns, rifles, revolvers, etc., n.o.p.	441	do.	30%	27½%	27½%	10%	79	191	245
Knife blades and table forks in the rough; spoon blanks in the flat	429a	do.	10%	7½%	7½%	Free	54	80	81
Magic lanterns and slides, n.o.p.	463	do.	25%	20%	20%	Free	88	112	123
Railway ties, fish-plates, etc.	387a	Ton	\$8.00	\$7.00	\$7.00	\$5.00	74	95	96
Railway intersection layouts, switches, crossings, etc.	387b	Ad val.	30%	25%	25%	15%	10	33	39
Safes; doors and door frames for safes	461	do.	35%	27%	27%	10%	22	69	69
Scales, balances, etc., n.o.p.	461	do.	35%	27%	27%	10%	151	255	291
<u>Bound free by Schedule I -</u>									
Sheets, plates, etc., hot rolled, being mould boards, etc. for manufacture of agricultural implements	386c	-	Free	Free	Free	Free	105	264	264

^{1/} Reduced to 20 percent on February 26, 1937 by Canadian legislation.

14. Non-ferrous Metals and Products ^{1/}

Commodity	Tariff paragraph	Basis for duty	Rates of duty on United States products			Lowest British rate	Value of imports from -		
			1935	1938	1939		United States		All coun-tries, 1937
							1935	1937	\$1,000
<u>Rates reduced by 1936 agreement, further reduced by Schedule I -</u>									
Manufactures of nickel silver, not plated	357	Ad val.	40%	29-3/4%	25%	15%	107	122	179
Manufactures of gold, n.o.p.	362	do.	45%	33-3/4%	32 1/2%	20%	14	23	39
Manufactures of silver, n.o.p., and articles wholly or in part of sterling or other silverware-	362	do.	45%	33-3/4%	32 1/2%	20%	14	35	362
Collapsible tubes of tin	432d	do.	30%	27 1/2%	25%	15%	32	28	37
Zinc slugs for storage batteries-	346a	do.	25%	10% ^{2/}	Free	Free	-	-	-
Manufactures of zinc, n.o.p.	346	do.	25%	22 1/2%	20%	15%	125	236	244
Manufactures of Britannia metal-	357	do.	40%	29-3/4%	25%	15%	3	2	5
Non-ferrous metals and products, n.o.p.	711	do.	25%	22 1/2%	20%	15%	189	165	228
Metal parts in the rough for making spools, bobbins, shuttles, etc.	(ex 352 ex 362c ex 432d ex 446a)	do.	Various	Various	10%	Various ^{2/}	n.s.	n.s.	n.s.
<u>Rates reduced by Schedule I, not covered by 1936 agreement -</u>									
Aluminum in pigs, ingots, blocks, etc.	ex 353	Ad val.	30%	30%	27 1/2%	Free	1	1	20
Aluminum: Angles, channels, etc., bars, rods, and wire; pipes and tubes; plates, sheets, etc.	ex 353	do.	30%	30%	27 1/2%	Free	97	186	860
Aluminum kitchen or household hollow-ware, n.o.p.	354a	do.	30%	30%	27 1/2%	15%	79	69	83
Aluminum manufactures, n.o.p.	354	do.	30%	30%	27 1/2%	15%	441	749	789
Articles of non-ferrous metals, n.o.p. for manufacture of agricultural implements	442	do.	6%	6%	5%	5%	1,537	2,234	2,309

Second Trade Agreement with Canada

^{1/} For Electrical Apparatus, see Group 15. For clocks and watches, see Group 19.
^{2/} Reduced to 22 1/2% under most-favored-nation provision of 1936 agreement; subsequently reduced to 10% by Canadian legislation, May 2, 1936.
^{3/} Any rate exceeding 10% will become 10% by general provisions of Canada's agreements with United Kingdom.

14. Non-ferrous Metals and Products-Continued

Commodity	Tariff paragraph	Basis for duty	Rates of duty on United States products			Lowest British rate	Value of imports from -		
			1935	1938	1939		United States	All countries, 1937	
							1935	1937	
							\$1,000	\$1,000	\$1,000
<u>Rates reduced by 1936 agreement, continued by Schedule I -</u>									
Brass carburetors, hand pumps, valves, water meters, and manufactures of brass, n.o.p. -----	352	Ad val.	30%	24-3/4%	25% 1/2	20%	1,603	2,501	2,813
Brass and copper wire, n.o.p. -----	350	do.	35%	30%	30%	10%	46	79	106
Manufactures of copper, n.o.p. -----	352	do.	30%	24-3/4%	25% 1/2	20%	297	471	536
Nickel-plated ware -----	362c	do.	45%	30%	30%	17 1/2%	561	588	890
Electro-plated ware and gilt ware	362c	do.	45%	30%	30%	17 1/2%	160	1,139	1,379
Bells and gongs, n.o.p. -----	352	do.	30%	24-3/4%	25% 1/2	20%	20	27	40
Buckles, clasps, eyelets, etc., of metal, n.o.p. -----	451	do.	30%	27 1/2%	27 1/2%	15%	171	186	237
Brass or copper nails, tacks, rivets, burrs, etc. -----	352	do.	30%	24-3/4%	25%	20%	20	20	21
Covered wire, including cable, n.o.p. -----	351	do.	30%	27 1/2%	27 1/2%	20%	91	139	149
Wire of non-ferrous metals, n.o.p. -----	350	do.	35%	30%	30%	10%	93	140	168
<u>Rates bound same as in 1935 -</u>									
Brass in blocks, etc., brass scrap -----	348c	ad.	10%	10%	10%	5%	14	24	26
Brass tubing, not polished, etc., not less than 6 feet -----	348c	do.	10%	10%	10%	5%	39	145	219
Copper in bars, etc., unmanufactured, not less than 6 feet; strips, sheets, etc. -----	348c	do.	10%	10%	10%	5%	57	176	217
Copper tubing, not less than 6 feet -----	348c	do.	10%	10%	10%	5%	58	173	194

1/ Under most-favored-nation treatment the actual rate continues at 24-3/4% through the Canada-France trade agreement, but if that agreement should lapse the rate could not exceed 25%; the intermediate rate is 27 1/2%.

14. Non-ferrous Metals and Products-Continued

Commodity	Tariff paragraph	Basis for duty	Rates of duty on United States products			Lowest British rate	Value of imports from -		
			1935	1938	1939		United States		All countries, 1937
							1935	1937	
						\$1,000	\$1,000	\$1,000	
<u>Most-favored-nation rates lower than 1935 rates -</u>									
Brass in bars, rods, strips, sheets, etc. —————	349	Ad val.	15%	10%	10%	5%	61	74	167
Wire cloth or woven wire, brass or copper —————	351b	do.	25%	22½%	22½%	17½%	6	8	40
Manufactures of lead, n.o.p. ———	339	do.	30%	27½%	27½%	20%	58	66	88
Toilet articles, chief value silver —————	362b	do.	45%	37½% or 33-3/4%	37½% or 33-3/4%	17½%	2	5	60
Phosphor tin and phosphor bronze in blocks, etc. —————	342	do.	10%	7½%	7½%	5%	38	100	441
Gas, coal-oil, or other lighting fixtures and appliances, n.o.p. ———	444a	do.	30%	27½%	27½%	15%	75	78	96
Gas mantles, etc. —————	444a	do.	30%	27½%	27½%	15%	9	16	17
Lamps and lanterns, n.o.p. ———	444a	do.	30%	27½%	27½%	15%	46	27	57
Gas meters and complete parts ———	444	do.	35%	30%	30%	15%	30	39	41
Plates, rolls, and cylinders for printing —————	472	do.	20%	15%	15%	10%	170	120	133
Printing plates for specified periodical publications ———	473a	do.	20%	Free 1/	Free	Free	n.a.	70	71
Plates for printing in two or more colors —————	473	do.	20%	15%	15%	Free	90	109	117
Stereotypes, electrotypes, and celluloids, for almanacs, calendars, etc., n.o.p. ———	474	Sq. in.	1½%	1½%	1½%	1%	97	113	115
Type for printing, etc. —————	340	Ad val.	20%	17½%	17½%	7½%	44	55	62
Slide, hookless, or zipper fasteners —————	451e	do.	40%	37½%	37½%	30%	4	32	258
Cages of wire, and metal parts ———	468	do.	30%	25%	25%	15%	11	11	15
Findings of metal for manufacture of jewelry —————	365a	do.	30%	25%	25%	15%	59	79	81

1/ Reduced to 15% (under paragraph 473) by most-favored-nation provision of 1936 agreement; subsequent reduction by Canadian legislation to 7½% May 2, 1936, in new paragraph 473a and made free from Feb. 26, 1937.

Second Trade Agreement with Canada

14. Non-ferrous Metals and Products-Continued

Commodity	Tariff paragraph	Basis for duty	Rates of duty on United States products			Lowest British rate	Value of imports from -		
			1935	1938	1939 .		United States		All countries, 1937
							1935	1937	
						\$1,000	\$1,000	\$1,000	
<u>Most-favored-nation rates lower than 1935 rates-continued -</u>									
Metal parts for covered buttons-	453	Ad val.	30%	25%	25%	Free	18	14	15
Patterns of metal, not being models	470	do.	30%	27½%	27½%	20%	22	22	22
Screws of brass, copper, or other metal, n.o.p.	352b	do.	35%	30%	30%	22½%	12	19	20
Tinsel wire for manufacture of braids, etc.	620	do.	10%	7½%	7½%	5%	6	6	37
Wire, twisted, braided, etc., n.o.p.	351a	do.	25%	22½%	22½%	17½%	5	23	32
<u>Bound free by Schedule I -</u>									
Zinc strips, sheets, plates for marine broilers, tubing, dust-	345	-	Free	Free	Free	Free	333	456	653
Net floats of aluminum, glass, etc., for commercial fisheries-	682a	-	Free	Free	Free	Free	4	21	34

15. Machinery, Electrical Apparatus, and Vehicles

Commodity	Tariff paragraph	Basis for duty	Rates of duty on United States products			Lowest British rate	Value of imports from -		
			1935	1938	1939		United States		All countries, 1937
							1935	1937	
						\$1,000	\$1,000	\$1,000	
<u>Rates reduced by 1936 agreement, further reduced by Schedule I -</u>									
Engines, Diesel and semi-Diesel, and complete parts, n.o.p. —	428e	Ad val.	30%	25%	20%	Free	n.a.	n.a.	n.a.
Engines and parts for aircraft -	440m	do.	27½%	22½%	17½%	do.	131	689	1,033
Parts for repair of aircraft engines —	440n	do.	15%	11½%	10%	do.	62	127	160
Locomotives and motor cars and parts, for railways, of a kind not made in Canada, for mining, metallurgical and sawmill operations —	ex 434	do.	35%	30%	12½%	do.	n.a.	n.a.	n.a.
	ex 434a	do.	35%	30%	12½%	do.	n.a.	n.a.	n.a.
	435	do.	20%	15%	12½%	do.	1/ 67	1/ 157	1/ 182
Specified machinery for dairies	427c	do.	35%	27½%	15%	do.	48	105	125
Spraying and dusting machines, etc.; apparatus for sterilizing bulbs; pruning hooks, etc.	409e(1) *	do.	25%	6-3/4% 2/	5%	do.	111	216	230
Clothes wringers and parts —	415c	do.	35%	30%	25%	20%	19	50	50
Ore and rock crushers, mills, drills, coal cutters, etc., and parts —	410(1)	do.	25%	20%	17½%	5%	664	1,416	1,753
Bookkeeping, calculating and invoicing machines, and parts —	414c(1)	do.	25%	20%	12½%	Free	3/ 417	3/ 619	3/ 636
Dictating machines, etc., and parts —	414a	do.	25%	20%	12½%	do.	58	111	111
Automatic machines for making and packaging cigarettes —	427e	do.	35%	27½%	10%	do.	n.a.	3	262
Motorcycles, side cars, and complete parts —	438g	do.	30%	20%	17½%	do.	106	211	341
Ball and roller bearings —	427b	do.	35%	27½%	17½%	do.	343	709	1,070
Dynamos or generators and transformers, and parts —	445f	do.	37½%	30%	25%	15%	258	603	1,031
Electric generators for motion picture projectors —	ex 445f	do.	37½%	30%	15%	15%			

Second Trade Agreement with Canada

1/ Statistics do not include those for sawmill operations; not available.
 2/ Reduced to 12½ percent under 1936 trade agreement and subsequently reduced by Canadian legislation to 6-3/4 percent on May 2, 1936.
 3/ Estimated as one-half of the totals as shown in Canadian statistics, which include adding machines on which the duty reduced by 1936 agreement is unchanged by new agreement.

15. Machinery, Electrical Apparatus, and Vehicles—Continued

Commodity	Tariff paragraph	Basis for duty	Rates of duty on United States products			Lowest British rate	Value of imports from -		
			1935	1938	1939		United States 1935	United States 1937	All countries, 1937
<u>Rates reduced by 1936 agreement, further reduced by Schedule I—Con.—</u>							\$1,000	\$1,000	\$1,000
Specified electrical instruments and apparatus of precision, of a kind not made in Canada ———	445n	Ad val.	30%	25%	17½%	Free	n.s.	42	60
Lawn mowers for use with motive power ———	ex 425	do.	32½%	30%	15%	Free	n.s.	n.s.	n.s.
Electric motors and parts, n.o.p. ———	445g	do.	37½%	30%	25%	15%	886	1,891	2,369
Electric welding apparatus, not including motors 1/ ———	446g	do.	30%	25%	20%	10%	n.s.	129	134
Miscellaneous machinery of a kind not made in Canada ———	427a	do.	35%	20%	10%	Free	2/3,701	2/10,347	2/11,184
Air-cooled combustion engines, not over 1½ h.p., and parts ———	428f	do.	30%	25%	20%	do.	Insig.	16	28
Complete aircraft, not including engines ———	440 l(i)	do.	27½%	22½%	20%	do.			
Parts of aircraft (not including engines) ———	440 l(ii)	do.	27½%	22½%	15%	do.	229	1,014	1,389
Electric refrigerators ———	415a(1)	do.	40%	30%	25%	20%	184	893	893
Electric rectifiers for motion picture projectors ———	ex 445k	do.	30%	25%	15%	15%	n.s.	n.s.	n.s.
<u>Rates reduced by Schedule I, not covered by 1936 agreement —</u>									
Cream separators and complete parts, including bowls ———	409	do.	25%	25%	12½%	Free	58	65	564
Typewriters ———	414	do.	25%	25%	20%	do.	150	220	246
Typewriter parts ———	414	do.	25%	25%	20%	do.	437	994	1,005
Electric head, side and tail lights, torches, flashlights, and parts ———	445a	do.	30%	30%	27½%	20%	530	396	454
Electric light fixtures and appliances, n.o.p., and parts ———	445	do.	30%	30%	27½%	20%	173	735	816

1/ New classification; previously dutiable under tariff item 445k at same rates.

2/ Estimated as one-half of combined imports under tariff items 427 (machines of a kind made in Canada) and 427a, which are not shown separately in the Canadian Statistics. Various estimates of proportion dutiable under item 427a range from 40 to 60 per cent. For tariff item 427 the duty under the new agreement, as under the 1936 agreement, is 25 percent.

15. Machinery, Electrical Apparatus, and Vehicles-Continued

Commodity	Tariff paragraph	Basis for duty	Rates of duty on United States products			Lowest British rate	Value of imports from -		
			1935	1938	1939		United States		All countries, 1937
							1935	1937	
<u>Rates reduced by 1936 agreement, continued by Schedule I -</u>						<u>\$1,000</u>	<u>\$1,000</u>	<u>\$1,000</u>	
Fruit and vegetable grading, etc., machines; machines for topping vegetables, bunching and tying flowers, etc.; box lidding machines; egg graders, etc.	409e(ii)	Ad val.	10 or 25%	5% <u>1/</u>	5%	Free	27	75	75
Engines or boilers, and parts, n.o.p.	428c	do.	30%	25%	25%	15%	817	1,686	1,747
Specified farm implements and machinery	409b, o,d,f,g, h,i,j	do.	25%	7½% <u>2/</u>	7½%	Free	1,391	2,335	2,440
Traction engines, and traction attachments for combination with automobiles in Canada <u>3/</u> For farm purposes, valued not over \$1400; see list of free bindings	409m								
For farm purposes, valued over \$1400	409n	Ad val.	25%	Free	Free	Free	n.a.	n.a.	n.a.
For other purposes, n.o.p. —	428	do.	25%	Free	Free	do.	n.a.	n.a.	n.a.
Windmills and parts, not including shafting	409k	do.	25%	7½% <u>4/</u>	7½%	do.	19	59	59

1/ Machines for topping vegetables, etc., formerly dutiable under tariff item 409f, reduced to 12½ percent under 1936 agreement, and further reduced by Canadian legislation.

2/ Reduced to 12½ percent under 1936 trade agreement; subsequently reduced to 7½ percent by Canadian legislation.

3/ Prior to 1936 tractors for farm use valued under \$1400 (par. 409m) were free; those valued over \$1400 were dutiable (409n) at 25 percent, and those not for farm use (then part of 428) dutiable at 25 percent. All were specified as free of duty in 1936 agreement and statistics are no longer shown separately. In 1935, the last complete year before the first agreement, the free imports under 409m were valued at \$3,209,000, the dutiable imports under 409n at \$91,390, and those under 428 at \$504,397. It is probable that imports of the tractors formerly dutiable have increased more than those of the tractors formerly free. Since, however, the great bulk of the imports are still of the farm tractors valued under \$1400, no statistics of imports are included in the group total for this section of the table, the total imports of tractors (\$13,159,000 in 1937) being included in the totals covering bindings of continued free entry of articles already free in 1935.

4/ Reduced to 12½ percent under 1936 trade agreement; subsequently reduced to 7½ percent by Canadian legislation.

15. Machinery, Electrical Apparatus, and Vehicles—Continued

Commodity	Tariff paragraph	Basis for duty	Rates of duty on United States products			Lowest British rate	Value of imports from -		
			1935	1938	1939		United States		All countries, 1937
							1935	1937	
						\$1,000	\$1,000	\$1,000	
<u>Rates reduced by 1936 agreement, confirmed by Schedule I—Cont. -</u>									
Vacuum cleaners and attachments, and parts	415	Ad val.	25%	20%	20%	5%	367	363	765
Sewing machines and parts	415d	do.	25%	15%	15%	5%	417	754	1,040
Adding machines and complete parts	414c(ii)	do.	25%	20%	20%	Free	1/ 417	1/ 619	1/ 637
Specified machinery for use in printing, publishing and allied industries, and for paper converters for manufacture of paper or cardboard articles	412a	do.	10%	Free 2/	Free	Free	440	1,041	1,255
Specified machinery and apparatus for manufacture of articles from cellulose, etc.	ex 427	do.	35%	5%	5%	5%	n.a.	12	12
Washing machines, domestic, and parts	415b	do.	35%	25%	25%	15%	243	726	726
Large printing presses; paper-folding and sheet-feeding machines, and parts	412b	do.	15%	10%	10%	Free	25	40	63
Printing presses, n.o.p., accessories and parts	412d	do.	15%	10%	10%	Free	562	967	1,256
Miscellaneous machinery and parts of a kind made in Canada	427	do.	35%	25%	25%	10%	2/3,701	2/10,347	2/11,184
Hand fire extinguishers, etc.	424a	do.	35%	30%	30%	22 1/2%	56	65	66
Logging machinery, cars, and tackle	411a	do.	20%	15%	15%	10%	518	821	828

1/ Estimated as one-half of the totals shown in Canadian statistics, which include calculating machines etc. on which the new agreement reduces the duty to 12 1/2 percent.

2/ Reduced to 5 percent under 1936 trade agreement and subsequently made free by Canadian legislation.

3/ Estimated as one-half of combined imports under tariff items 427 and 427a (machines of a kind not made in Canada) which are not shown separately in the Canadian statistics. Various estimates of proportion dutiable under item 427a range from 40 to 60 percent. On 427a the new agreement fixes a rate of 10 percent.

15. Machinery, Electrical Apparatus, and Vehicles-Continued

Commodity	Tariff paragraph	Basis for duty	Rates of duty on United States products			Lowest British rate	Value of imports from -		
			1935	1938	1939		United States		All countries, 1937
							1935	1937	
						\$1,000	\$1,000	\$1,000	
<u>Rates reduced by 1936 agreement, continued by Schedule I-Con. -</u>									
Specified motion picture projection equipment	427h	Ad val.	35%	15%	15%	Free	26	317	322
Specified construction and road-building machinery of a kind not made in Canada	422a ex 439b ex 427a) do.	12½%, 30% or 35%	10% or 27½%	10%	Free	1/ 70	1/ 356	1/ 357
Veneer drying machines and parts	ex 427	do.	35%	5%	5%	10%	n.a.	77	77
Wire stitchers and staplers, and parts	ex 427	do.	35%	5%	5%	10%	n.a.	55	62
Yarn, cordage, and textile fabric machinery of a kind not made in Canada, etc.	413	do.	10%	5%	5%	Free	2,084	3,489	4,592
Automobiles, freight; chassis for same	438a	do.	20%	17½% 2/	17½%	Free	699	2,691	2,792
Passenger automobiles—									
Valued not over \$1200 each	438a	do.	20%	17½% 2/	17½%	Free	1,595	10,171	10,912
Valued \$1200-\$2100 each	438a	do.	30%	17½% 2/	17½%	Free	62	550	560
Motor omnibuses for conveying passengers only, etc.	438a	do.	40%	17½% 2/	17½%	Free	57	1,319	1,456
Passenger automobiles, n.o.p., and chassis for same	438a	do.	40%	17½% 2/	17½%	Free	67	405	464
Electrical apparatus for heating, n.o.p.	443(5)	do.	30%	25%	25%	15%	52	67	71
Electric apparatus and parts, n.o.p.	445(k)	do.	30%	25%	25%	15%	2,812	3,895	4,431
Electric telegraph apparatus and parts	445c(1)	do.	30%	25%	25%	Free	} 395	1,096	1,185
Electric telephone apparatus and parts	445c(1i)	do.	30%	25%	25%	10%			

Second Trade Agreement with Canada

1/ Bulk of imports are of articles dutiable under 422a; on rest the rate in new agreement is lower than under 1936 agreement. Trade data complete for 422a only.

2/ Canadian legislation in 1936 made uniform rate of duty of 17½ percent on all classes; previously, as the result of the most-favored-nation provision of 1936 agreement, the rates had been lowered to 17½ percent on the first two groups named, to 22½ percent on the third group, and to 30 percent on the fourth and fifth groups.

15. Machinery, Electrical Apparatus, and Vehicles—Continued

Commodity	Tariff paragraph	Basis for duty	Rates of duty on United States products			Lowest British rate	Value of imports from -		
			1935	1938	1939		United States 1935	United States 1937	All countries, 1937
<u>Rates reduced by 1936 agreement, continued by Schedule I—Con. -</u>							<u>\$1,000</u>	<u>\$1,000</u>	<u>\$1,000</u>
Wagons and sleds, farm and logging, and parts; sleighs, n.o.p. and parts	439c	Ad val.	25%	15%	15%	Free	19	32	32
<u>Most-favored-nation rates lower than 1935 rates -</u>									
Automobile and motor vehicle engines, stripped, n.o.p., and parts thereof, n.o.p.	438e(2)	do.	27½%	25%	25%	Free	5,531	5,027	5,061
Automobile parts, not electroplated, whether finished or not	438b,d,e	do.	Largely 35% 1/	25% 1/	25% 1/	Free	15,197	16,560	16,713
Internal combustion engines of a kind not made in Canada, for manufacture of trucks 2/	438d	do.	20% 2/	7½% or 17½% 2/	7½% or 17½% 2/	Free	389	659	670
Engines, etc., for hoisting fish nets, etc.	440k	do.	15%	12½%	12½%	Free	15	20	21
Locomotives for railways, n.o.p.	434	do.	35%	30%	30%	15%	37	362	362
Locomotive chassis, tops, wheels, and bodies	434	do.	35%	30%	30%	Free	22	16	16
Pasteurizers for dairy use, and parts	409p	do.	25%	15%	15%	Free	43	76	95
Spades and shovels of iron or steel, n.o.p.	431	do.	20%	15%	15%	10%	5	7	28
Carpet sweepers	519a	do.	30%	27½%	27½%	20%	10	11	11

1/ Before May 2, 1936, automobile parts, except certain parts specified by name and free of duty, were mostly dutiable, according to the material from which made, in basket paragraphs covering miscellaneous manufactures of iron or steel, nonferrous metals, etc. Over half were dutiable as miscellaneous manufactures of iron or steel under paragraph 446(a). Schedule I of the 1936 agreement reduced the rate on paragraph 446(a), as of January 1, 1936, from 35 to 25 percent. The rates on various other basket paragraphs in which automobile parts were included were also reduced either by Schedule I or by the most-favored-nation provision. On May 2, 1936, by Canadian legislation, automobile parts previously dutiable under these basket paragraphs were transferred to a new basket paragraph covering automobile parts (not specially provided for) as such at a flat rate of 25 percent. Since the present tariff paragraph covering this trade is not specified in Schedule I of the new agreement (although the original reduction in duty had been brought about in large part by Schedule I of the 1936 agreement), this concession is listed among those resulting from most-favored-nation treatment, and since on the bulk of the imports under it the present rate is lower than in 1935 the total value of the imports under this heading is here included, although on some minor fraction the present rate may not be lower than in 1935.

2/ Formerly dutiable under tariff item 783; now dutiable at 7½ percent if not less than 40 percent of cost of vehicle is incurred in British Empire, otherwise 17½ percent.

15. Machinery, Electrical Apparatus, and Vehicles—Continued

Commodity	Tariff paragraph	Basis for duty	Rates of duty on United States products			Lowest British rate	Value of imports from -		
			1935	1938	1939		United States		All countries, 1937
							1935	1937	
						\$1,000	\$1,000	\$1,000	
<u>Most-favored-nation rates lower than 1935 rates—Con. —</u>									
Sawmill machinery	411	Ad val.	20%	15%	15%	10%	23	71	94
Specified machines for manufacture of veneers and plywood	427f	do.	35%	10% ^{1/}	10%	Free	n.a.	42	42
Specified parts, not made in Canada, for manufacture of trucks and busses	438d	do.	20%	7½% or 17½% ^{2/}	7½% or 17½%	Free	704	810	816
Articles of iron or steel, of nickel or electroplated, for manufacture of bicycles or tricycles	439a	do.	30%	27½%	27½%	15%	5	5	79
Bicycles and tricycles, n.o.p.	439	do.	30%	27½%	27½%	20%	20	63	227
Railway cars and parts	438	do.	30%	27½%	27½%	15%	216	948	961
Motor rail cars for railways, etc.	434a	do.	35%	30%	30%	Free	19	45	46
Batteries, electric, and parts	445e	do.	27½%	25%	25%	15%	113	155	214
Electric storage batteries (plated 11 by 14 inches and over) and storage batteries, n.o.p.	445 1 & 445e	do.	27½%	25%	25%	Free or 15%	84	68	180
Magnetos for internal combustion engines	428d	do.	15%	10%	10%	Free	9	10	10
Electric sad irons and parts	445i	do.	27½%	25%	25%	15%	22	65	65
Wireless and radio apparatus and parts, including tubes	445d	do.	30%	25%	25%	Free	1,855	2,923	3,149
Electric dry shaving machines and parts	445j	do.	10%	Free ^{3/}	Free	Free	74	353	353
Electric steam turbo generator sets, 700 h.p. and greater, of a kind not made in Canada	446	do.	25%	20%	20%	Free	18	176	695
Children's carriages, sleds, etc. and complete parts	439f	do.	35%	30%	30%	15%	41	67	98

^{1/} Previously dutiable under tariff item 427 and reduced to 25 percent under 1936 agreement; new classification by Canadian legislation on May 2, 1936.

^{2/} Previously dutiable under tariff item 783 at 17½ percent; 7½ percent rate applies if not less than 40 percent of cost of production of such trucks or busses is incurred in British Empire, as provided by Canadian legislation of 1936.

^{3/} Made free by Canadian legislation in 1937.

15. Machinery, Electrical Apparatus, and Vehicles-Continued

Commodity	Tariff paragraph	Basis for duty	Rates of duty on United States products			Lowest British rate	Value of imports from -		
			1935	1938	1939		United States		All countries, 1937
							1935	1937	
						\$1,000	\$1,000	\$1,000	
<u>Most-favored-nation rates lower than 1935 rates-Con.</u>									
Water pumps for domestic use only	447	Ad val.	30%	25%	25%	Free	25	48	63
Specified articles for use in smelting, etc., of metals, ores, or minerals; of a kind made in Canada ^{1/}	410a	do.	20%	17½%	17½%	12½%	45	200	209
Specified machines of a kind not made in Canada, for use at the face in mining operations	410a	do.	12½%	10%	10%	Free	17	141	223
Specified machinery for the concentration or separation of ores; metals, or minerals	410w	do.	20%	17½%	17½%	15%	86	102	102
Pumps for extracting precious metals, etc.	410q	do.	20%	17½%	17½%	15%	33	31	31
Cash registers	519a	do.	30%	27½%	27½%	20%	10	53	53
Complete parts of cash registers for manufacturers	800	do.	25%	20%	20%	15%	394	561	561
Specified clay products machinery of a kind not made in Canada	421	do.	10%	7½%	7½%	Free	3	13	13
Specified coal, coke, and gas machinery, not including mining machinery	410b	do.	12½%	10%	10%	Free	59	97	111
Machinery, etc., for recovery of particles from metallurgical plants	410z	do.	12½%	10%	10%	5%	11	42	45
Fish meal and fertilizer machinery	418	do.	20%	15%	15%	Free	5	74	74
Lawn mowers ^{2/}	425	do.	32½%	30%	30%	10%	28	73	84
Leather machinery of a kind not made in Canada	420	do.	10%	7½%	7½%	Free	47	123	132
Specified ditch excavating machines	422b	do.	15%	10%	10%	Free	2	60	60

^{1/} Statistics include similar articles of a kind not made in Canada, admitted free under tariff item 410t.

^{2/} Statistics include lawn mowers with motive power on which duty is reduced.

15. Machinery, Electrical Apparatus, and Vehicles-Continued

Commodity	Tariff paragraph	Basis for duty	Rates of duty on United States products			Lowest British rate	Value of imports from -		
			1935	1938	1939		United States		All countries, 1937
							1935	1937	1,000
<u>Most-favored-nation rates lower than 1935 rates-Con. -</u>									
Wheelbarrows, hand trucks, and carts	439b	Ad val.	30%	27½%	27½%	15%	20	28	29
Trucks and cars, n.o.p.	439b	do.	30%	27½%	27½%	15%	69	226	228
Railway and road scrapers	439b	do.	30%	27½%	27½%	15%	21	43	43
<u>Bound free by Schedule I</u>									
Sand cast rolls for use in rolling iron or steel or in manufacturing paper	447a	do.	35% or Free ^{1/}	Free	Free	Free	269	463	486
Traction engines valued not over \$1,400, for farm purposes (see footnote 3, page 141)	409m		Free	Free	Free	Free	3,804	13,159	13,433
Traction ditching machines	409(1)		Free	Free	Free	Free	2	54	54
Typesetting and typesetting machines	412c		Free	Free	Free	Free	354	430	430
Diesel engines for ships, of a kind not made in Canada	ex 440g		Free	Free	Free	Free	n.a.	n.a.	n.a.

^{1/} Sand cast rolls for manufacture of paper were in 1935 dutiable under tariff item 427 but by Canadian legislation subsequently combined with other sand cast rolls in new par. 447a and made free.

16. Crude nonmetallic minerals (including coke)

Commodity	Tariff paragraph	Basis for duty	Rates of duty on United States products			Lowest British rate	Value of imports from -		
			1935	1938	1939		United States		All countries, 1937
							1935	1937	
						\$1,000	\$1,000	\$1,000	
<u>Rates reduced by 1936 agreement, further reduced by Schedule I -</u>									
Line	711	Ad val.	25%	22½%	20%	15%	9	32	32
Feldspar, not further manufactured than ground	296d	do.	30%	20%	15%	Free	11	23	23
Talc or soapstone, ground or unground	711	do.	25%	22½%	20%	15%	29	39	48
Mineral and bituminous substances, n.o.p.	711	do.	25%	22½%	20%	15%	443	922	1,006
"All other" oils, n.o.p.	711	do.	25%	22½%	20%	15%	1/Est. 50	57	68
<u>Rate reduced by Schedule I, not covered by 1936 agreement -</u>									
Gas for cooking, heating or illuminating, imported by pipe line	588a	M cu.ft.	6¢	6¢	3¢	-	70	75	75
<u>Rates reduced by 1936 agreement continued by Schedule I -</u>									
Flagstone, sandstone, and all building stone, not hammered, sawed, or chiselled	305	Ad val.	20%	12½%	12½%	10%	18	34	34
Granite, rough, not hammered or chiselled	305	do.	20%	12½%	12½%	10%	20	29	80
Marble, rough, not hammered or chiselled	305	do.	20%	12½%	12½%	10%	5	8	17
Salt in bulk, n.o.p.	42	100 lbs.	5¢	4¢	4¢	Free	140	142	169

1/ Before May 2, 1936, included in statistics with certain petroleum oils, now in par. 269(ii).

16. Crude nonmetallic minerals (including coke)-Continued

Commodity	Tariff paragraph	Basis for duty	Rates of duty on United States products			Lowest British rate	Value of imports from -		
			1935	1938	1939		United States		All countries, 1937
							1935	1937	
						\$1,000	\$1,000	\$1,000	
<u>Rates bound same as in 1935 -</u>									
Anthracite screenings or dust -	588	Ton	75¢	75¢	75¢	35¢	15	19	41
Anthracite coal, domestic sizes, egg, stove, grate, etc. -----	586	do.	50¢	50¢	50¢	Free	9,307	9,381	14,906
Anthracite coal, n.o.p., pea, bean, and smaller sizes -----	586	do.	50¢	50¢	50¢	Free	504	725	2,371
Bituminous coal, and coal, n.o.p. -----	588	do.	75¢	75¢	75¢	35¢	14,270	19,751	20,115
Coke, n.o.p. -----	587	do.	\$1	\$1	\$1	Free	2,715	1,740	1,823
<u>Most-favored-nation rates lower than 1935 rates -</u>									
Zirconium oxide -----	246a	Ad val.	7½%	5%	5%	Free	14	33	33
Plumbago, not ground or otherwise manufactured -----	313	do.	10%	7½%	7½%	Free	4	7	10
Gypsum, ground, not calcined --	294	do.	15%	12½%	12½%	10%	5	9	12
Magnesite, dead burned, etc. --	296b	do.	30%	27½%	27½%	20%	26	44	55
Marble, not further manufactured than sawn, when imported by manufacturers of tombstones, etc. -----	306c	do.	20%	15%	15%	Free	15	13	13
Ornamental marble for church interiors -----	306d	do.	20% or 40%	Free	Free	Free	n.a.	13	13
<u>Bound free by Schedule I -</u>									
Sulphur and brimstone, crude, or in roll or flour -----	ex 208		Free	Free	Free	Free	2,293	3,666	3,669

Second Trade Agreement with Canada

17. Manufactures of nonmetallic minerals

Commodity	Tariff paragraph	Basis for duty	Rates of duty on United States products			Lowest British rate	Value of imports from -		
			1935	1938	1939		United States 1935	United States 1937	All countries, 1937
							\$1,000	\$1,000	\$1,000
<u>Rates reduced by 1936 agreement further reduced by Schedule I -</u>									
Asbestos packing	312								
	312a	Ad val.	25%	22½%	20%	Free	27	36	66
Asbestos in any form, other than crude, and all manufactures of, n.o.p.	312								
	312a	do.	25%	22½%	20%	Free	249	377	718
Brick, building	282	Ton & ad val.	\$1 + 22½%	20%	15%	12½%	8	18	18
Brick, paving	282	do.	\$1 + 22½%	20%	15%	12½%	19	14	14
Drain pipes, sewer pipes, and fittings, chimney linings, vents, etc.	284	Ad val.	35%	32½%	30%	20%	5	15	20
Tiles, earthenware, n.o.p.	284	do.	35%	32½%	30%	20%	15	14	138
Glass carboys, demijohns, bottles, decanters, tumblers, etc.	3261	do.	32½%	30%	27½%	15%	415	923	1,213
Glass tableware and cut glassware, n.o.p.	32611	do.	32½%	27½ or 30%	25%	10%	543	615	1,139
Glass shades or globes, opal and illuminating glassware, n.o.p. -	32611	do.	32½%	27½ or 30%	25%	10%	157	100	167
Lenses, glass, n.o.p.	326a	do.	22½%	18%	17½%	10%	181	72	93
High thermal shock resisting glassware	326g	do.	32½%	25%	15%	Free	n.a.	185	195
Specified articles of glass imported by manufacturers of silverware	326e	do.	22½%	10% or 9%	Free	Free	56	115	195
Manufactures of glass, n.o.p. -	326a	do.	22½%	18%	17½%	10%	333	487	673
Mica and manufactures of, n.o.p.	711	do.	25%	22½%	20%	15%	47	53	84
Vaseline and similar preparations of petroleum	272	do.	25%	22½%	20%	15%	164	177	254
Coal-tar bensol for blending with gasoline	ex 711	do.	25%	22½% or 10%	10%	10% (15%) ^{1/}	n.a.	2/ 18	2/ 18

^{1/} Becomes same as rate on United States product by general provisions of Canada's agreements with British countries.
^{2/} September 1-December 31, inclusive.

17. Manufactures of nonmetallic minerals - Continued

Commodity	Tariff paragraph	Basis for duty	Rates of duty on United States products			Lowest British rate	Value of imports from -		
			1935	1938	1939		United States		All countries, 1937
							1935	1937	
						\$1,000	\$1,000	\$1,000	
<u>Rates reduced by 1936 agreement further reduced by Schedule I-Gen.</u>									
Grinding wheels, stones or blocks and manufactures of emery or artificial abrasives, n.o.p. —	670	Ad val.	30%	25%	22½%	10%	113	178	185
Sand paper, glass, flint, and emery paper or cloth —	192b	do.	25%	22½%	20%	15%	84	50	81
Chalk, prepared —	711	do.	25%	22½%	20%	15%	8	7	7
Magnesia pipe covering —	711	do.	25%	22½%	20%	15%	6	18	64
<u>Rates reduced by Schedule I, not covered by 1936 agreement -</u>									
Chemical stoneware composed of a non-absorbent vitrified body specially compounded to resist acids, etc. —	288a	Ad val.	35%	35%	20%	Free	n.a.	11	14
Hand forms of porcelain, for the manufacture of rubber gloves —	288b	do.	35%	35%	20%	Free	n.a.	3	3
Baths, bath-tubs, basins, closets etc., of ceramic materials, n.o.p. —	289	do.	35%	35%	27½%	15%	35	66	151
Crayons of chalk —	ex 655a	do.	35%	35%	20%	10%	n.a.	n.a.	n.a.
<u>Rates reduced by 1936 agreement continued by Schedule I -</u>									
Fire brick, n.o.p. of a kind not made in Canada, for furnaces, kilns, etc. —	281a	do.	15%	12½%	12½%	Free	412	421	449
Fire brick, n.o.p. —	281b	do.	22½%	20%	20%	7½%	154	816	990
Building blocks, partition hollow and fireproof building tile —	282a	do.	22½%	20%	20%	12½%	3	16	17
Manufactures of clay, n.o.p. —	282a	do.	22½%	20%	20%	12½%	64	115	137
Cement manufactures, n.o.p. —	282a	do.	22½%	20%	20%	12½%	12	43	46
Flagstone and building stone, other than marble, sawn on not more than two sides; and paving blocks of stone —	306	do.	35%	20%	20%	Free	10	16	19

Second Trade Agreement with Canada

17. Manufactures of nonmetallic minerals - Continued

Commodity	Tariff paragraph	Basis for duty	Rates of duty on United States products			Lowest British rate	Value of imports from -		
			1935	1938	1939		United States	All countries, 1937	
							\$1,000	\$1,000	\$1,000
<u>Rates reduced by 1936 agreement continued by Schedule I - Continued</u>									
Marble, sawn or sand rubbed, not polished	306	Ad val.	35%	20%	20%	Free	8	26	32
<u>Rate bound same as in 1935 -</u>									
Plate glass, not bevelled, in sheets or panes not exceeding 7 sq. ft. each, n.o.p.	320	Ad val.	25%	20% ^{1/}	20%	Free	559	512	1,377
<u>Most-favored-nation rates lower than 1935 rates -</u>									
Tiles or blocks of earthenware or stone prepared for mosaic flooring	285	Ad val.	30%	27½%	27½%	15%	13	11	45
Demijohns, churns or crocks, of ceramic material, n.o.p.	286	do.	35%	30%	30%	20%	2	14	16
Insulators, electric, porcelain, and complete parts	445h	do.	27½%	25%	25%	15%	46	94	113
Incandescent lamp bulbs and glass tubing for manufacture of lamps	316a	do.	10%	6-3/4%	6-3/4%	Free	481	527	529
Lenses, fresnel, or dioptric sections and globes	326h	do.	22½%	Free ^{2/}	Free	Free	n.a.	11	12
Hollow shapes of glass, molded for manufacture of electric light fixtures	326f	do.	32½%	15% ^{3/}	15%	Free	n.a.	182	201
Plate glass, n.o.p.	322	do.	35%	30%	30%	17½%	42	17	281
Silvered glass, bevelled or not, etc., n.o.p.	323	do.	35%	30%	30%	20%	62	81	138

^{1/} Reduced from 25 percent by Canadian legislation in 1937; not affected by 1936 agreement.

^{2/} Reduced to 20 percent under most-favored-nation provision of 1936 agreement; subsequently made free by Canadian legislation on May 2, 1936.

^{3/} Reduced to 20 percent under most-favored-nation provision of 1936 agreement; subsequent Canadian legislation established new paragraph 326f at 15 percent.

17. Manufactures of nonmetallic minerals - Continued

Commodity	Tariff paragraph	Basis for duty	Rates of duty on United States products			Lowest British rate	Value of imports from -		
			1935	1938	1939		United States		All countries, 1937
							1935	1937	
						\$1,000	\$1,000	\$1,000	
<u>Most-favored-nation rates lower than 1935 rates - Continued</u>									
Blanks of uncoloured clear glass, for manufacture of mirrors, reflectors, etc. -----	326c	Ad val.	10%	9%	9%	Free	25	22	23
Photographic dry plates -----	659	do.	30%	27½%	27½%	15%	3	5	20
Spectacles, eye-glasses and lenses, n.o.p. -----	327	do.	30%	24-3/4%	24-3/4%	20%	85	46	112
Plumbago, ground, and manufactures of, n.o.p. -----	314	do.	25%	22½%	22½%	15%	70	82	105
Coal oil and kerosene lighter than 0.8236 spec. gravity, n.o.p. -----	2691	Imp. gal.	2½¢	1¢ 1/	1¢	3/4¢	111	181	182
Gasoline lighter than 0.8236 spec. gravity -----	2691	do.	2½¢	1¢ 1/	1¢	3/4¢	1,501	2,247	2,302
Naphtha and other products of petroleum lighter than 0.8236 sp. gr. -----	2691	do.	2½¢	1¢ 1/	1¢	3/4¢	165}	351	352
Liquified petroleum gases -----	275	do.	2½¢	1¢	1¢	Free		10	10
Products of petroleum, n.o.p., 0.8236 specific gravity or heavier -----	26911	do.	25% ad val.	½¢	½¢	1/3¢	178	936	940
Engine distillate oil 0.8017 sp. gr. or heavier -----	269a	do.	2½¢	½¢ 2/	½¢	1/3¢	7	106	106
Lubricating oils costing less than 25¢ per gallon -----	271a	do.	2½¢	2½¢	2½¢	1½¢	1,455	1,663	1,667
Lubricating oils, n.o.p. -----	271b	Ad val.	20%	17½%	17½%	12½%	1,150	1,702	1,746
Axle grease -----	272a	do.	20%	17½%	17½%	12½%	196	332	342
Paraffine wax -----	272b	do.	25%	22½%	22½%	15%	66	95	280
Paraffine wax candles -----	226	do.	25%	22½%	22½%	15%	22	28	37
Grindstones not mounted and not less than 36 inches in diameter -----	303	do.	15%	12½%	12½%	10%	133	148	158
Granite monuments -----	307	do.	40%	35%	35%	30%	1	3	17
Granite manufactures, n.o.p. -----	307	do.	40%	35%	35%	30%	2	3	7

Second Trade Agreement with Canada

1/ Reduced to 2½ cents under paragraph 271 through most-favored-nation provision of 1936 agreement; subsequently reduced by Canadian legislation to 1 cent in new paragraph 2691.

2/ Reduced to 2½ cents under paragraph 271 through most-favored-nation provision of 1936 agreement; subsequently reduced by Canadian legislation to ½ cent per gallon in new paragraph 269a.

17. Manufactures of nonmetallic minerals - Continued

Commodity	Tariff paragraph	Basis for duty	Rates of duty on United States products			Lowest British rate	Value of imports from -		
			1935	1938	1939		United States		All countries, 1937
							1935	1937	
						\$1,000	\$1,000	\$1,000	
<u>Most-favored-nation rates lower than 1935 rates - Continued</u>									
Plaster of Paris or gypsum, calcined, and prepared wall plaster	293	100 lbs.	12½¢	11¢	11¢	Free	24	24	28
Marble manufactures, n.o.p. ———	307	Ad val.	40%	35%	35%	30%	2	8	15
Roofing slate ———	309	100 s.ft.	75¢	70¢	70¢	50¢	11	18	19
Slate mantels and manufactures of slate, n.o.p. ———	310	Ad val.	30%	27½%	27½%	20%	6	27	30
Manufactures of stone, n.o.p. ———	308	do.	35%	30%	30%	20%	14	13	25
Foundry facings of all kinds ———	314	do.	25%	22½%	22½%	15%	19	15	16
Insulators, electric, n.o.p., and complete parts ———	445b	do.	27½%	25%	25%	15%	104	208	228
Salt, n.o.p. in bags, barrels and other coverings ———	41	100 lbs.	7½¢	6½¢	6½¢	Free	26	17	189
Plate glass, not bevelled, in sheets 7 sq.ft. to 25 sq.ft., n.o.p. ———	321	Ad val.	25%	20% 1/	20%	Free	52	40	212
<u>Bound free by Schedule I -</u>									
Firebrick; silica, magnesite and chrome firebrick; other firebrick of specified value and dimensions for furnaces, etc. ———	281		Free	Free	Free	Free	2/ 735	2/ 1,423	2/ 1,439
Artificial teeth, not mounted ———	683		do.	do.	do.	do.	292	373	387
Coal tar, crude, in packages not less than 15 gallons, and coal pitch ———	585		do.	do.	do.	do.	133	184	186
Petroleum coke ———	274		do.	do.	do.	do.	535	850	850
Carbons or carbon electrodes, of specified measurement, for manufacture of dry batteries and dry cells ———	315		do.	do.	do.	do.	319	440	441
Artificial abrasive grains for use in Canadian manufactures	756		do.	do.	do.	do.	431	685	699

1/ Reduced by Canadian legislation in 1937; not affected by 1936 agreement.

2/ Includes small amounts of fused alumina or silicon carbide brick which was not rebound free in the new agreement.

18. Chemicals and Allied Products

Commodity	Tariff paragraph	Basis for duty	Rates of duty on United States products			Lowest British rate	Value of imports from -		
			1935	1938	1939		United States		All countries, 1937
							1935	1937	
<u>Rates reduced by 1936 agreement, further reduced by Schedule I -</u>									
Manufactures of pyroxylin plastics	238a	Ad val.	40%	32½%	27½%	10%	355	363	391
Miscellaneous acids 1/	216 or 711	do.	25%	25 or 22½%	20%	Free or 15%	111	237	729
Miscellaneous chemicals 1/	208t or 711	do.	25%	25 or 22½%	17½ or 20%	Free or 15%	2,210	2,880	4,377
Artists' and school children's colours; fitted boxes containing same 2/	ex 247a	do.	30%	27½%	25%	Free	9	16	96
Medicinal, chemical and pharmaceutical preparations, etc., n.o.p., dry	220a	do.	25%	22½%	20%	17½%	657	905	1,582

1/ Acids, not specially provided for, are dutiable under par. 216 if of a kind not made in Canada, and under par. 711 if of a kind made in Canada. Other chemicals, not specially provided for, are dutiable under par. 208(t) if of a kind not made in Canada, and under par. 711 if of a kind made in Canada. The rates on pars. 216 and 208(t) have for sometime been identical. The agreement of 1936 did not affect the 25% rate on para. 216 and 208(t) but the most-favored-nation provision resulted in reducing the rate on par. 711 from 25% to 22½%. The trade statistics for these chemicals do not distinguish between the imports under pars. 216 and 208(t) and the imports under par. 711, so that it is impossible to state what part of the imports of these chemicals (consisting of those of a kind made in Canada) were subject to duty reductions by the 1936 agreement. The entire value of the imports of these chemicals has therefore been included in the group consisting of the rates reduced by the 1936 agreement further reduced. The new agreement reduces the rate on par. 216 to 20% and the rate on the bulk of the chemicals previously dutiable under par. 208(t) to 17½%, and reduces the rate on par. 711 to 20%. A considerable number of the individual chemicals dutiable as above described are shown separately in the Canadian trade statistics. The totals above given for imports from the United States in 1937 include the following individual statistical items, the value of the imports of each of which (in thousands of dollars) is shown in parentheses:

Acids dutiable under pars. 216 and 711: Nitric, n.o.p. (22); salicylic (69); citric (1); other acids, n.o.p. (145).

Chemicals dutiable under pars. 208(t) and 711: Cocaine (3); strychnine and salts (10); ammonia compounds, n.o.p. (34); bismuth salts (2); chlorine, liquid or gas (171); bicarbonate of potash (imports insignificant); potash compounds, n.o.p. (22); glauber salts (2); hyposulphite of soda (14); phosphate of soda (44); sodium compounds n.o.p. (290); magnesium oxide (9); magnesium sulphate or epsom salts (14); mercury salts (1); carbon tetrachloride (46); glycerin, n.o.p. (8); naphthylene, refined (imports insignificant); vanillin (3); all other drugs, dyes, and chemicals, n.o.p. (2207).

2/ Statistics include pastels, etc., on which duty was reduced by most-favored-nation provision (see page 159).

18. Chemicals and Allied Products—Continued

Commodity	Tariff paragraph	Basis for duty	Rates of duty on United States products			Lowest British rate	Value of imports from -		
			1935	1938	1939		United States 1935	United States 1937	All countries 1937
<u>Notes reduced by 1936 agreement, further reduced by Schedule I-con-</u>							\$1,000	\$1,000	\$1,000
Medicinal, chemical and pharmaceutical preparations, n.o.p., liquid, containing not more than 2½% proof spirit	220b	Ad val.	40%	32%	27½%	20%			
Dextrose solutions, prepared for use in therapeutic treatments —	ex 220b	do.	40%	32%	Free	-	165	208	429
Elast furnace slag, basic slag 1/	663	do.	10%	7½%	5%	Free	(4)	(6)	(85)
Fertilisers, superphosphates or acid phosphate of lime 1/ —	663	do.	10%	7½%	5%	Free	(462)	(590)	(953)
Fertilisers, compounded or manufactured 1/ —	663	do.	10%	7½%	5%	Free	(62)	(106)	(342)
White lead, dry —	243	do.	30%	27½%	20%	15%	1	2	3
White lead, ground in oil —	244	do.	37½%	35%	25%	20%	Insig.	Insig.	1
Liquid fillers, etc., antifouling paint, and ground and liquid paints, n.o.p. —	247	do.	30%	27½%	25%	17½%	175	259	309
Varnish, lacquers, etc., n.o.p. —	249	Imp.gal. Ad val.	20¢ + 30%	20¢ + 25%	15¢ + 20%	15¢ + 10%	161	184	201
Earness, liquid and powdered soap and soap powders and miscellaneous soaps (not including common laundry or toilet soap) —	ex 228	Ad val.	32½%	29½%	25%	20%	71	82	101
Soda, bichromate sulphite, and chlorate of —	210(11)	do.	20%	15%	12½%	Free	133	162	204
Magnesium carbonate for the manufacture of rubber products ^{2/}	296c	do.	30%	27½%	20%	Free	2	5	48

1/ Fertilisers are exempt from duty under certain conditions, and both before and since the agreement of 1936 the great bulk of the imports, from the United States and from all countries entered free. Consequently the import statistics here given, in parentheses, which include the free imports, have not been added into the totals for commodities affected by duty reductions.

2/ Statistics include magnesium carbonate, basic or otherwise, except crude rock.

18. Chemicals and Allied Products—Continued

Commodity	Tariff paragraph	Basis for duty	Rates of duty on United States products			Lowest British rate	Value of imports from -		
			1935	1938	1939		United States	All countries, 1937	1935
<u>Rates reduced by Schedule I not covered by 1936 agreement -</u>									
Paints and colors, ground in spirits and all spirits, varnishes and lacquers	248	Imp. gal.	\$1.25	\$1.25	85¢	75¢	\$1,000	\$1,000	\$1,000
Perfumery and toilet preparations, nonalcoholic	234	Ad val.	40%	40%	30%	15%	39	53	60
Nitrate of ammonia when imported for use in the manufacture of nitrous oxide	ex 208j	do.	25%	25%	10%	Free	n.a.	n.a.	n.a.
Soda, bicarbonate of	ex 208t	do.	25%	25%	12½%	Free	135	177	199
Chloroform for anaesthetic purposes and chloroform, n.o.p.	219d	do.	25%	25%	20%	Free	9	11	25
Sulphuric ether, chloroform, n.o.p., and preparations of vinyl ether for anaesthetic purposes	219d	do.	25%	25%	20%	Free	56	57	72
Preparations, or chemicals, non-alcoholic for disinfecting, etc., n.o.p.:									
When in packages not exceeding 3 pounds each	219a(1)	do.	25%	25%	22½%	5%	26	47	66
Other 1/	219a(11)	do.	25%	15% 2/	7½%	Free	Est.110	Est.200	Est.350
<u>Rates reduced by 1936 agreement continued by Schedule I -</u>									
Moulding compositions of cellulose acetate in powder or granular form	238c	do.	25%	Free 3/	Free	Free	n.a.	12	12
Aniline and coal-tar dyes, n.o.p.	246	do.	22½%	20%	20%	12½%	16	13	16
Oxides, fireproofs, rough stuff, etc., n.o.p.	246	do.	22½%	20%	20%	12½%	424	555	844

1/ Published statistics include materials, n.o.p., for manufacture of these preparations, which are free of duty under par. 791; it is estimated that 40% of imports from United States are dutiable.

2/ Formerly dutiable under tariff item 219c at 25%; Canadian legislation reduced duty to 15% in new classification.

3/ Reduced to 22½% under most-favored-nation provision of 1936 agreement (tariff item 711); made free by Canadian legislation in new tariff item 238c on Feb. 26, 1937.

18. Chemicals and Allied Products-Continued

Commodity	Tariff paragraph	Basis for duty	Rates of duty on United States products			Lowest British rate	Value of imports from -		
			1935	1938	1939		United States		All countries, 1937
							1935	1937	
<u>Rates reduced by 1936 agreement continued by Schedule I-continued -</u>									
Soda - arseniate, binarsenate, stannate, bisulphite, nitrite, peroxide, prussiate, silicate in crystals, and sulphide	210(1)	Ad val.	20%	15%	15%	Free	121	163	290
Shoe blacking, etc.; harness and leather dressing, n.e.p.	252	do.	27½%	22½%	22½%	12½%	95	128	233
Polish or composition, knife or other, n.e.p.	252	do.	27½%	22½%	22½%	12½%	127	164	247
Ink, printing	256	do.	25%	17½%	17½%	12½%	125	151	229
<u>Rates bound same as in 1935 -</u>									
Antimony oxide, titanium oxide and white pigments containing not less than 14% by weight of titanium	242	do.	15%	15%	15%	Free	202	264	527
Zinc white (zinc oxide)	242	do.	15%	15%	15%	Free	54	179	743
Lead, red, dry, and orange mineral	242	do.	15%	15%	15%	Free	8	13	54
Lithopone	242	do.	15%	15%	15%	Free	137	143	778
Alum in bulk, etc., and alum cake	212	do.	15%	15%	15%	Free	566	664	786
Butyl alcohol	ex 208t	do.	25%	25%	25%	Free	12	52	52
Methyl ethyl ketone and isopropyl acetate	ex 208t	do.	25%	25%	25%	Free	1/	1/	1/
<u>Most-favored-nation rates lower than 1935 rates -</u>									
Muriatic acid	217	100 lbs.	25%	22½%	22½%	Free or 17½%	12	18	18
Sulphuric acid	217a					Free or 17½%			
	217	100 lbs.	25%	22½%	22½%	Free or 17½%	9	12	12
	217a					Free or 17½%			
Nitric acid in packages weighing not more than 100 lbs.	216c	Ad val.	22½%	20%	20%	Free	8	7	7

1/ Figures not shown; included in chemicals, n.e.p., given in footnote 1 on page 155.

18. Chemicals and Allied Products-Continued

Commodity	Tariff paragraph	Basis for duty	Rates of duty on United States products			Lowest British rate	Value of imports from -		
			1935	1938	1939		United States	All countries, 1937	All countries, 1937
							\$1,000	\$1,000	\$1,000
<u>Most-favored-nation rates lower than 1935 rates-continued</u>									
Cellulose, regenerated, and cellulose acetate in sheets, not printed, and manufactures, n.o.p.	238e 1/	Ad val.	35%	30%	30%	20%	85	167	201
Menthol, natural or synthetic	264a	do.	10%	5%	5%	Free	10	16	55
Giant powder, and other explosives, n.o.p.	666	Lb.	2 1/2¢	2 1/4¢	2 1/4¢	1-3/4¢	243	321	350
Fireworks, firecrackers, and torpedoes, all kinds	665	Ad val.	25%	22 1/2%	22 1/2%	Free	8	14	53
Gunpowder, etc.	668	Lb.	3¢	2-3/4¢	2-3/4¢	2¢	56	70	70
Pastels of a value of 1 cent per stick or over 2/	247a	Ad val.	30%	27 1/2%	27 1/2%	Free	n.a.	n.a.	n.a.
Specified materials for pottery manufacture	246b	do.	22 1/2%	20%	20%	Free	4	15	53
Toilet soap, n.o.p.	228	do.	32 1/2%	29 1/2%	29 1/2%	20%	18	27	122
Compounds of tetra-ethyl lead, etc.	263	do.	10%	5%	5%	Free	1,249	2,015	2,032
Calcium molybdate for manufacturing steel	208g	do.	5%	Free	Free	Free	26	70	70
Baking powder	231	Lb.	6¢	5¢	5¢	4¢	1	Insig.	1
Hydrogen peroxide, solutions of	219(i)	Ad val.	25%	22 1/2%	22 1/2%	12 1/2%	21	4	4
Camphor, natural or synthetic	264b	do.	10%	5%	5%	Free	15	12	51
Writing ink	257	do.	25%	22 1/2%	22 1/2%	15%	16	20	31
Synthetic resin moulding compositions containing synthetic resin derived from phenol and formaldehyde, in powder or granular form	237a	do.	25%	18% 3/	18%	10%	n.a. 4/	60 4/	61

1/ Formerly 200a.

2/ Statistics included in artists' colors, etc. on which duty was reduced.

3/ Formerly dutiable under tariff item 711, the rate on which was reduced to 22 1/2% under most-favored-nation provision of 1936 agreement.

4/ Feb. 26-Dec. 31 inclusive.

Second Trade Agreement with Canada

18. Chemicals and Allied Products-Continued

Commodity	Tariff paragraph	Basis for duty	Rates of duty on United States products			Lowest British rate	Value of imports from -		
			1935	1938	1939		United States	All countries, 1937	
							1935	1937	1937
							\$1,000	\$1,000	\$1,000
<u>Most-favored-nation rates lower than 1935 rates-continued -</u>									
Laminated products of which any synthetic resin is chief component, in tubes, etc.:									
With a base of paper or fiber board	237d(1)	Ad val.	25%	20% ^{1/}	20%	10%	n.a.	2/ 58	2/ 59
With a base of cotton fabric or other woven fabrics	237d(11)	Ad val. & lb.	35% + 4¢	25%	25%	20%	n.a.	2/ 17	2/ 17
<u>Bound free by Schedule I -</u>									
Synthetic resins, n.o.p., in liquid, powder, tubes, strips, etc., for Canadian manufacture	237c		Free	Free	Free	Free	n.a.	391	397
Cellulose nitrate or pyroxylin plastics, semimanufactured for Canadian manufacturers	238b		do.	do.	do.	do.	3/ 1,185	3/ 1,043	3/ 1,162
Nitrate of soda or cubic nitre for fertiliser or specific uses	210e		do.	do.	do.	do.	424	660	728
Black carbon, lamp, bone and ivory	239		do.	do.	do.	do.	656	770	785
Sal ammoniac skinnings	345		do.	do.	do.	do.	5	60	70
Ethylene glycol for manufacture of anti-freezing compounds or explosives	816 664b		do.	do.	do.	do.	4/ 834	4/ 909	4/ 909
Ianthates and sulpho-thio-phosphoric compounds for use in concentrating ores, metals or minerals	208u		do.	do.	do.	do.	329	587	587
Phthalic anhydride, adipic, etc. for manufacture of synthetic resins	216d		do.	do.	do.	do.	60	42	80

^{1/} Formerly dutiable under tariff item 711, the rate on which was reduced to 22^{1/2}% under most-favored-nation provision of 1936 agreement; subsequently made 20% by Canadian legislation under 237d(1).

^{2/} Feb. 26-Dec. 31 inclusive.

^{3/} Statistics include, before Feb. 26, 1937, some moulding compositions now under par. 238c; see p. 157.

^{4/} Statistics include a small value of dutiable ethylene glycol.

19. Miscellaneous commodities (including books and printed matter, and clocks and watches)

Commodity	Tariff paragraph	Basis for duty	Rates of duty on United States products			Lowest British rate	Value of imports from -		
			1935	1938	1939		United States		All countries, 1937
							1935	1937	
						\$1,000	\$1,000	\$1,000	
<u>Rates reduced by 1936 agreement, further reduced by Schedule I -</u>									
Bagatelle and other game tables and boards	ex 518	Ad val.	35%	30%	27½%	17½%	107	283	292
Films, chemically prepared for photographers' use	187	do.	30%	25%	20%	Free	493	721	838
Fishing rods	511b	do.	35%	30%	25%	Free	29	53	76
Trawls, trawling spoons, etc., n.o.p.	440j	do.	30%	25%	20%	Free	124	165	317
Boots, shoes and slippers with felt uppers	ex 611a	do.	40%	35%	30%	22½%	1	6	58
Boots, shoes and slippers, n.o.p., not including canvas shoes with rubber soles	ex 611a	do.	40%	35%	30%	22½%	21	125	196
Insoles of all kinds	ex 611a	do.	40%	35%	30%	22½%	3	4	18
Jewelry, n.o.p.	647	do.	45%	37½%	35%	25%	409	523	759
Cases and boxes, fancy, of all kinds, and fancy writing desks and parts	623	do.	40%	36%	30%	15%	160	377	710
Pocketbooks, portfolios, purses, musical instrument cases and parts	623	do.	40%	36%	30%	15%	228	430	803
Toilet and manicure sets	623	do.	40%	36%	30%	15%	116	68	108
Refrigerators, other than electric	415a(11)	do.	30%	27½%	25%	15%	72	240	241
Ginger ale, mineral etc. waters, n.o.p.	711	do.	25%	22½%	20%	15%	16	25	90
Cabinet and pipe organs	597	Ad val.	30%	24-3/4%	25%	20%	7	23	23
Pianofortes	597	Each	Min. \$75	Min. \$75			39	73	75
Cylinders and records for study of languages	ex 597a	Ad val.	30%	24-3/4%	Free	15%	n.a.	n.a.	n.a.
Cyclometers, speedometers, pedometers, and parts	462(1)	do.	30%	22½%	17½%	7½%	28	2	5
Optical and philosophical instruments, etc., n.o.p., and parts	462(1)	do.	30%	22½%	17½%	7½%	387	484	716
Cameras and camera parts, n.o.p.	462(11)	do.	30%	22½%	20%	7½%	70	163	305

Second Trade Agreement with Canada

19. Miscellaneous commodities - Continued

Commodity	Tariff paragraph	Basis for duty	Rates of duty on United States products			Lowest British rate	Value of imports from -		
			1935	1938	1939		United States		All coun-tries, 1937
							1935	1937	\$1,000
<u>Rates reduced by 1936 agreement, further reduced by Schedule I-con.</u>									
Special parts of cameras in the rough for use in manufacture of cameras	657b	Ad val.	Mostly 7½%	Mostly 7½%	All 5%	Free	43	68	69
Blueprints and building plans, maps and charts, n.o.p.	180	do.	22½%	20½%	20%	12½%	57	140	150
Photographs, chromes, etc., n.o.p.	180	do.	22½%	20½%	20%	12½%	243	316	407
Bank notes, bonds, bills of exchange, etc., printed or lithographed, etc., and other printed matter, n.o.p.	181	do.	35%	32½%	27½%	22½%	492	438	491
Advertising and printed matter in packages valued not over \$1.00 -	ex 178	Pound	15¢	12½¢	Free	Free	} n.a.	} n.a.	} n.a.
	ex 178a	Each	2¢	2¢	Free	Free			
Novels or works of fiction	169	Ad val.	25%	22½%	10%	Free	12	22	36
Labels, tags, tickets, etc.	179	do.	35%	32½%	27½%	22½%	72	92	129
Pictorial postcards, greeting cards, etc., and folders	181a	Ad val. + lb.	35% + 5¢	32½%	30%	20%	291	462	533
Blank books, paper ruled or plain	199	Ad val.	35%	30%	27½%	20%	46	41	101
Surgical dressings, trusses, etc.	236	do.	35%	25%	20%	12½%	11	22	25
Wax and manufactures of, n.o.p.	711	do.	25%	22½%	20%	15%	41	48	69
Clocks	368	Ad val. Each	35% Min. 50¢	30% Min. 50¢	30% Min. 40¢	20%	166	228	371
Clock movements, cases and mechanisms							16	18	75
Time recorders							20	24	27
Watch cases and parts	367	Ad val.	45%	35%	32½%	20%	71	246	275
<u>Rates reduced by Schedule I, not covered by 1936 agreement -</u>									
Moving-picture films, positives, 1½ inches wide and over, n.o.p.	657a	Lin.ft.	3¢	3¢	2½¢	1½¢	277	254	426
Buttons and button blanks, other than in the rough, n.o.p.	651	Ad val. Gross	35% + 5¢	35% + 5¢	30% + 5¢	20% + 5¢	124	181	288

19. Miscellaneous commodities - Continued

Commodity	Tariff paragraph	Basis for duty	Rates of duty on United States products			Lowest British rate	Value of imports from -		
			1935	1938	1939		United States		All countries, 1937
							1935	1937	\$1,000
<u>Rates reduced by Schedule I, not covered by 1936 agreement-con.</u>									
Dental instruments, x-ray apparatus, microscopes, etc. and parts 1/	476	Ad val.	10%	10%	Free	Free	Est. 404	Est. 601	Est. 818
Baskets of all kinds, n.o.p. —	622	do.	40%	2/ 35%	30%	15%	18	13	47
Trunks, valises, hat boxes, etc.	622	do.	40%	2/ 35%	30%	15%	36	47	111
Books, periodicals, etc., in other than the English language	ex 169 ex 171 ex 184)))	Various	Various	Free	Free	n.a.	n.a.	n.a.
<u>Rates reduced by 1936 agreement continued by Schedule I -</u>									
Magazines containing 20% or more advertising, n.o.p. 3/	184b,d	Copy	2 or 5¢	Free	Free	Free	973	Est. 3,883	Est. 3,883
Toys of all kinds, n.o.p. —	ex 624a(1)	Ad val.	40%	30%	30%	10%	452	563	1,164
Mechanical toys of metal —	ex 624a(11)	do.	40%	30%	30%	10%	84	139	281
Belts of all kinds, n.o.p. —	578	do.	45%	30%	30%	22½%	57	122	144
Regalia and badges —	578	do.	45%	30%	30%	22½%	4	7	33
Buttons and button blanks, other than in the rough, of vegetable ivory —	651a) Ad val.) Gross	35% + 10¢	4/ 31½% + 9¢	30% + 10¢	20% + 5¢	1	Insig.	1
Brass band instruments of a kind not made in Canada —	ex 598a	Ad val.	35%	25%	25%	Free	5/ 20	5/ 37	5/ 76

Second Trade Agreement with Canada

1/ By the most-favored-nation provision of the first agreement, surgical instruments, formerly included with dental instruments in the statistics and dutiable at 10 percent, became free on Jan. 1, 1936, though not shown separately in statistics till Feb. 26, 1937; dental instruments remained dutiable at 10 percent until the second agreement; estimates of imports for the two groups separately have been made on basis of data for Feb. 27 - Dec. 31, 1937. For surgical instruments see next page.

2/ Reduction by Canada-Poland agreement, Aug. 15, 1936.

3/ Statistics as published since Jan. 1, 1936, include these magazines along with newspapers and certain magazines which were already free in 1935; by estimate the magazines which were dutiable in 1935 have here been segregated on the assumption that most of the large increase in the combined total of imports after 1935 was in the formerly dutiable magazines. Total imports from the United States in 1936 were \$4,038,000, in 1937 \$5,935,000. In 1935 dutiable magazine imports from the United States were valued at \$973,000 and free magazines and newspapers at \$1,652,000. See also page 168.

4/ As a result of Canada's agreement with France.

5/ Figures include bagpipes and parts.

19. Miscellaneous commodities - Continued

Commodity	Tariff paragraph	Basis for duty	Rates of duty on United States products			Lowest British rate	Value of imports from -		
			1935	1938	1939		United States	All countries, 1937	1935
							\$1,000	\$1,000	\$1,000
<u>Rates reduced by 1936 agreement continued by Schedule I-com.</u>									
Musical instruments, n.e.p.; phonographs and parts, including cylinders and records; mechanical piano and organ players	597a	Ad val.	30%	24-3/4%	1/ 25%	Free	195	467	715
Surgical instruments and parts	476	do.	10%	Free	Free	Free	Est.403	Est.591	Est. 856
Incubators and brooders, and parts	409g	do.	25%	7 1/2%	7 1/2%	Free	6	99	99
Tourist literature issued by governments or specified organisations	ex 174	Pound	15%	Free	Free	Free	n.s.	n.s.	n.s.
Incidental purchases (of articles otherwise dutiable) by Canadians returning from foreign countries up to a value of \$100	703b		Various	Made free of duty by Canadian legislation resulting from negotiations for 1936 agreement; no express provision in new agreement but they continue free			4/n.s.	6,205	7,034
<u>Rates bound same as in 1935 -</u>									
Parts of clock movements or of clockwork mechanisms	369	Ad val.	25%	25%	25%	15%	91	132	179

164

Second Trade Agreement with Canada

1/ By Schedule I may not exceed 25 percent; actual rate by virtue of Canada - France agreement remains 24-3/4 percent.

2/ See footnote 1 on page 163.

3/ Before 1936 this had been dutiable as advertising matter under paragraphs 178 and 178a. By the 1936 agreement it was transferred to paragraph 174, which was free of duty.

4/ Such purchases in 1935 were dutiable and were included in the statistics of the various individual commodities.

19. Miscellaneous commodities - Continued

Commodity	Tariff paragraph	Basis for duty	Rates of duty on United States products			Lowest British rate	Value of imports from -		
			1935	1938	1939		United States 1935	United States 1937	All countries, 1937
							\$1,000	\$1,000	\$1,000
<u>Most-favored-nation rates lower than 1935 rates -</u>									
Sheet music and rolls for piano players _____	182	Ad val.	10%	7½%	7½%	5%	190	179	221
Newspapers, etc., partly printed, etc. to be completed in Canada	183	do.	25%	1/ Free	Free	Free	40	52	54
Photographs, etc. for reproduction in magazines _____	180d	do.	22½%	2/ 10%	10%	Free	n.a.	19	21
Decalcomania transfers _____	180e	do.	12½%	9%	9%	Free	5	9	27
Advertising and printed matter, etc. for business or advertisement purposes 3/ _____	178	Pound Pkg.	15¢	12½% Min. 2¢ by mail	3/ 12½%	5¢	86¢	3/ 1,669	3/ 1,449
Playing cards, etc., partly lithographed, for manufacture of such cards _____	194	Pack	8¢	7¢	7¢	5¢	7	18	39
Timetables, rate books, etc. —	170	Ad val.	25%	22½%	22½%	15%	24	14	17
Dolls of all kinds _____	624a(1)	do.	40%	30%	30%	10%	22	43	136
Balls for use in sports, etc. n.o.p. (except billiards, golf and tennis balls) _____	511	do.	35%	30%	30%	20%	15	31	102
Sensitized, negative motion-picture film, 1-1/8 inch in width and over _____	187b	do.	30%	4/ 10%	10%	Free	n.a.	5/ 29	5/ 29
Golf clubs and finished parts -	511	do.	35%	30%	30%	20%	26	21	30

Second Trade Agreement with Canada

1/ Rate reduced Jan. 1, 1936, to 22½ percent by most-favored-nation provision of 1936 agreement; made free by Canadian legislation May 2, 1936.

2/ Reduced from 22½ percent to 10 percent by Canadian legislation after 1936 agreement went into effect.

3/ Statistics include individual packages valued at not more than \$1.00, exempted from duty under the new trade agreement (see p. 162).

4/ Reduced by most-favored-nation provision of 1936 agreement to 25 percent; subsequent reduction by Canadian legislation.

5/ February 27 to December 31.

19. Miscellaneous commodities - Continued

Commodity	Tariff paragraph	Basis for duty	Rates of duty on United States products			Lowest British rate	Value of imports from -		
			1935	1938	1939		United States	All countries, 1937	
							\$1,000	\$1,000	\$1,000
<u>Most-favored-nation rates lower than 1935 rates—continued</u>									
Juvenile construction sets of metal and parts thereof	624a(111)	Ad val.	40%	30%	30%	Free	1	3	33
Artists' brushes	247a	do.	30%	27½%	27½%	17½%	1	2	30
Brushes of all kinds, except artists' brushes	653	do.	40%	1/ 30%	1/ 30%	15%	106	172	407
Blinds, wood, metal, etc.	516	do.	35%	30%	30%	Free	1	37	38
Brooms and whisks	510	do.	20%	17½%	17½%	15%	4	6	8
Mattresses, hair, spring and other	519a	do.	30%	27½%	27½%	20%	4	16	25
Picture and photograph frames - Lamp shades, n.o.p. and shade holders	512	do.	30%	27½%	27½%	17½%	83	113	140
Spectacle frames and metal parts	444b	do.	30%	27½%	27½%	15%	28	139	147
Tobacco pipes, cigarette holders, etc.	328	do.	20%	17½%	17½%	15%	374	372	381
Cigar and cigarette cases, etc.	ex 656	do.	35%	29½%	29½%	17½%	37	52	485
Umbrellas, parasols and sun-shades	656	do.	35%	32½%	32½%	17½%	12	14	119
Window shade rollers	629	do.	35%	27%	27%	22½%	7	34	76
Erass band instruments of a kind made in Canada	467	do.	30%	25%	25%	15%	7	11	22
Parts of organs and pianos	598	do.	25%	22½%	22½%	Free	7	10	15
Statuses and statuettes, n.o.p.-	598	do.	25%	22½%	22½%	Free	16	55	71
Feathers, fruits, grains, etc. and materials for same, etc.	624	do.	30%	24-3/4%	24-3/4%	20%	10	25	112
Adhesive materials for making laminated safety glass	634	do.	27½%	23-3/8%	23-3/8%	20%	26	85	313
Blackboards, solid, slate or paper	805	do.	25%	Free	Free	Free	n.a.	40	40
	311a	do.	35 or 20%	2/ 10%	10%	Free	n.a.	27	28

1/ Brushes mounted in shell, ivory, etc. dutiable at 27 percent (Ex 653) - statistics included with brushes of all kinds.
 2/ Reduced by Canadian legislation after 1936 trade agreement went into effect.

19. Miscellaneous commodities - Continued

Commodity	Tariff paragraph	Basis for duty	Rates of duty on United States products			Lowest British rate	Value of imports from -		
			1935	1938	1939		United States		All countries, 1937
							1935	1937	
						\$1,000	\$1,000	\$1,000	
<u>Most-favored-nation rates lower than 1935 rates-continued</u>									
Cartridges or other ammunition, n.o.p. -----	441	Ad val.	30%	27½%	27½%	10%	107	136	185
Ornaments of alabaster, spar, etc. -----	624	do.	30%	24-3/4%	24-3/4%	20%	23	20	129
Machine card clothing -----	469	do.	25%	20%	20%	15%	13	23	53
Pens, penholders and rulers -----	655	do.	27½%	25%	25%	15%	40	79	168
Show cases and metal parts thereof -----	515	do.	35%	30%	30%	22½%	10	34	35
Belt pulleys, n.o.p. for power transmission -----	471	do.	27½%	25%	25%	15%	45	87	88
Signs, etc., other than paper -----	465	do.	30%	25%	25%	15%	79	128	142
Measuring rules and tapes -----	431e	do.	30%	25 or 22½%	25 or 22½%	10%	1	20	72
Wax, vegetable and mineral, n.o.p. -----	225	do.	10%	10%	7½%	5%	210	289	448
Watches -----	366	Ad val.	35%	30%	30%	20%	11	14	162
Parts of watch movements -----	366b	Each	Min. 40¢	Min. 40¢	Min. 40¢	} Free	92	111	176
		Ad val.	15%	15%	15%				
		Plate	Min. 10¢	Min. 5¢	Min. 5¢				
Containers containing machinery	710bb	Ad val.	20%	15%	15%	5%	2	10	59
<u>Mixed duty-reduction concessions</u> 1/									
Express packages of small value	Various	Various	Various	Various	Various	Various	1,252	1,876	1,899
Post office parcels and packages	do.	do.	do.	do.	do.	do.	1,759	2,725	2,953
Containers subject to duty at rates of articles contained --	710c	do.	do.	do.	do.	do.	22	31	314

Second Trade Agreement with Canada

1/ These three statistical categories are dutiable or free according to their contents; most are dutiable and on most of the contained goods duties have been reduced, either by Schedule I or most-favored-nation provision, as compared with 1935 rates.

19. Miscellaneous commodities - Continued

Commodity	Tariff paragraph	Basis for duty	Rates of duty on United States products			Lowest British rate	Value of imports from -		
			1935	1938	1939		United States 1935	United States 1937	All countries, 1937
<u>Bound free by Schedule I -</u>									
Hair brush pads	654		Free	Free	Free		\$1,000	\$1,000	\$1,000
Newspapers, unbound, n.e.p.; magazines in languages other than French or English; fashion plates imported with trade periodicals; magazines in which advertising does not exceed 20% of total space, and religious, educational, etc. magazines 1/	184 184a	}	Free	Free	Free		1,652	Est. 2,052	Est. 2,474
Antiquities over 100 years old -	693(iii)		Free	Free	Free		n.a.	2/ n.a.	2/ n.a.
Iron sand or globules of iron shot, and dry putty for polishing, blasting, etc.	466		Free	Free	Free		18	24	26

1/ See "Magazines containing 20 percent or more advertising, n.e.p." and footnote pertaining thereto, page 163.
 2/ Statistics included with articles for educational institutions.

Table 27. - Concessions made by the United States in the new agreement

Note: The abbreviations "Est." and "n.a." mean "estimate" and "not available"

Group 00. Animals and Animal Products, Edible (except Fishery Products)

Para- graph No.	Description of article	Tariff Act, Proclamation, or Trade Agreement	Rate of duty	Imports from -		
				Year	Canada	All countries
					\$1,000	\$1,000
707	Reduced duties subject to quota (see table 28): <u>A. Continued from 1936 agreement, modified</u> Cream, fresh or sour	1913 Act	Free	1935	1/	1
		1921 Act	5¢ gal.	1936	65	66
		1922 Act	20¢ gal.	1937	204	205
		1929 Proc.	30¢ gal.	1938	6	8
		1930 Act	56.6¢ gal.			
		1936 T.A.	35¢ gal.			
		New T.A.	28.3¢ gal.			
701	Cattle, weighing less than 200 pounds each (calves) 2/	1913 Act	Free	1935	Est. 360	Est. 360
		1921 Act	30%	1936	752	765
		1922 Act	1½¢ lb.	1937	1,246	1,257
		1930 Act	2½¢ lb.	1938	725	744
		1936 T.A.	1½¢ lb.			
		New T.A.	1½¢ lb.			
701	Cattle weighing 700 pounds or more each, other than dairy cows	1913 Act	Free	1935	3/ 3,607	3/ 3,758
		1921 Act	30%	1936	6,878	7,199
		1922 Act	1½ or 2¢ lb.	1937	11,006	11,424
		1930 Act	3¢ lb.	1938	4,358	5,083
		1936 T.A.	2¢ lb.			
		New T.A.	1½¢ lb.			
707	<u>B. Appearing for first time in new agreement</u> Whole milk, fresh or sour	1913 Act	Free	1935	1	1
		1921 Act	2¢ gal. (fresh)	1936	1	1
		1922 Act	2½¢ gal. 4/	1937	1/	1/
		1929 Proc.	3½¢ gal. (fresh)	1938	-	-
		1930 Act	6½¢ gal.			
		New T.A.	3½¢ gal.			
701	Reduced duties not subject to quota: <u>A. Previous reductions unchanged</u> Cattle weighing 700 pounds or more each (dairy cows)	1913 Act	Free	1935	3/	3/
		1921 Act	30%	1936	352	352
		1922 Act	1½ or 2¢ lb.	1937	425	425
		1930 Act	3¢ lb.	1938	472	472
		1936 T.A.	1½¢ lb.			
		New T.A.	1½¢ lb.			
711	Birds, live: Chickens, ducks, geese, turkeys, and guineas	1913 Act	1¢ lb.	1935	9	23
		1922 Act	3¢ lb.	1936	177	194
		1930 Act	8¢ lb.	1937	733	787
		1936 T.A.	4¢ lb.	1938	166	227
		New T.A.	4¢ lb.			

NOTE: All 1938 figures preliminary.

1/ Less than \$500.

2/ Statistics cover calves weighing less than 175 pounds each.

3/ Dairy cows were included with other heavy cattle in the statistics for 1935.

4/ Rate of duty on sour milk was 1 cent per gallon.

Second Trade Agreement with Canada

Table 27. - Concessions made by the United States in the new agreement - continued

Group 00. Animals and Animal Products, Edible (except Fishery Products)

Para- graph No.	Description of article	Tariff Act, Proclamation, or Trade Agreement	Rate of duty	Imports from -		
				Year	Canada	All countries
	Reduced duties not subject to quota - Continued				<u>\$1,000</u>	<u>\$1,000</u>
	<u>A. Previous reductions unchanged - continued</u>					
712	Birds, dead, fresh, chilled or frozen: Chickens and guineas	1913 Act 1922 Act 1930 Act 1936 T.A. New T.A.	2 $\frac{1}{2}$ lb. 1/ 6 $\frac{1}{2}$ lb. 10 $\frac{1}{2}$ lb. 6 $\frac{1}{2}$ lb. 6 $\frac{1}{2}$ lb.	1935 1936 1937 1938	1 41 7 1	2 54 44 25
	<u>B. Previous reduction further reduced</u>					
710	Cheddar cheese, not processed 2/	1913 Act 1921 Act 1922 Act 1930 Act 1936 T.A. New T.A.	20% 23% 5 $\frac{1}{2}$ lb. 3/ 7 $\frac{1}{2}$ lb. 4/ 5 $\frac{1}{2}$ lb. 3/ 4 $\frac{1}{2}$ lb. 2/	1935 1936 1937 1938	Est. 95 1,464 708 295	Est. 103 1,478 721 301
	<u>C. New reductions</u>					
703	Swine	1913 Act 1922 Act 1930 Act New T.A.	Free 3 $\frac{1}{2}$ lb. 2 $\frac{1}{2}$ lb. 1 $\frac{1}{2}$ lb.	1935 1936 1937 1938	305 1,449 1,525 2	313 1,454 1,529 5
703	Pork, fresh, chilled, but not frozen 5/	1913 Act 1921 Act 1922 Act 1930 Act New T.A.	Free 2 $\frac{1}{2}$ lb. 3 $\frac{1}{2}$ lb. 2 $\frac{1}{2}$ lb. 1 $\frac{1}{2}$ lb.	1935 1936 1937 1938	499 1,551 2,583 442	509 1,782 3,147 668
706	Edible animal livers, kidneys, tongues, hearts, sweetbreads, tripe and brains, fresh, chilled or frozen	1913 Act 1922 Act 1930 Act New T.A.	Free 20% 6 $\frac{1}{2}$ lb. 6/ 3 $\frac{1}{2}$ lb. 7/	1935 1936 1937 1938	32 41 58 44	35 46 70 64
712	Birds, dead, fresh, chilled or frozen: Ducks and geese	1913 Act 1922 Act 1930 Act New T.A.	2 $\frac{1}{2}$ lb. 1/ 6 $\frac{1}{2}$ lb. 10 $\frac{1}{2}$ lb. 6 $\frac{1}{2}$ lb.	1935 1936 1937 1938	8/ 9/ 9/ 9/	8/ 1 3 9/
703	Bacon, hams and shoulders, and other pork, prepared or preserved, not cooked, boned, or canned, or made into sausage 10/	1913 Act 1921 Act 1922 Act 1930 Act New T.A.	Free 25% 2 $\frac{1}{2}$ lb. 3 $\frac{1}{2}$ lb. 2 $\frac{1}{2}$ lb.	1935 1936 1937 1938	176 790 921 329	n.a. n.a. n.a. n.a.

NOTE: All 1938 figures preliminary.

1/ Including weight of immediate container. 2/ Concession in 1936 and statistics relate to cheddar cheese in original loaves. 3/ Minimum 25 percent ad valorem.

4/ Minimum 35 percent ad valorem. 5/ Statistics include frozen pork.

6/ Minimum 20 percent ad valorem. 7/ Minimum 15 percent ad valorem.

8/ Included in statistics covering chickens and guineas, shown above.

9/ Less than \$500. 10/ Statistics include all hams, bacons and shoulders, and pickled, salted and other pork imported from Canada, most of which are covered by concession; not carried to totals in summary tables.

Table 27. - Concessions made by the United States in the new agreement - continued

Group 00. Animals and Animal Products, Edible (except Fishery Products)

Para-graph No.	Description of article	Tariff Act, Proclamation, or Trade Agreement	Rate of duty	Year	Imports from -	
					Canada	All countries
					\$1,000	\$1,000
	Reduced duties not subject to quota - continued <u>C. New reductions - cont.</u>					
708(b)	Dried buttermilk	1913 Act	Free	1935	n.a.	n.a.
		1922 Act	1½¢ lb.	1936	16	17
		1930 Act	3¢ lb.	1937	-	1/
		New T.A.	1½¢ lb.	1938	-	-
713	Eggs of chicken in the shell	1913 Act	Free	1935	14	2/ 35
		1922 Act	8¢ doz.	1936	6	2/ 14
		1930 Act	10¢ doz.	1937	3	2/ 4
		New T.A.	5¢ doz.	1938	1	2/ 44
707	Duty bound at 1935 rate: Skimmed milk, fresh or sour, and buttermilk	1913 Act	Free	1935	3	3
		1922 Act	2½¢ gal. 3/	1936	14	14
		1930 Act	2-1/20¢ gal.	1937	4	4
		New T.A.	2-1/20¢ gal.	1938	1	1

NOTE: All 1938 figures preliminary.

1/ Less than \$500.

2/ Represents eggs of poultry in the shell, excluding imports from China, Hong Kong and Japan, which are believed to be preserved duck eggs.

3/ Rate of 2½ cents per gallon on fresh skimmed milk and 1 cent per gallon on buttermilk and sour skimmed milk.

Second Trade Agreement with Canada

Table 27. - Concessions made by the United States in the new agreement - continued

Group 00. Fish and Fish Products, Edible

Para- graph No.	Description of article	Tariff Act, Proclamation, or Trade Agreement	Rate of duty	Imports from -		
				Year	Canada	All countries
	Reduced duties subject to quota (see table 28) <u>Appearing for first time in new agreement</u>				<u>\$1,000</u>	<u>\$1,000</u>
717(b)	Cod, haddock, hake, pol- lock, cusk, and rosefish, fresh or frozen, filleted, skinned, boned, sliced, or divided into portions, not specially provided for	1913 Act 1922 Act 1930 Act New T.A.	3/4¢ lb. 2 3/4¢ lb. 2 3/4¢ lb. 1-7/8¢ lb.	1935 1936 1937 1938	n.a. Est. 640 Est. 600 Est. 500	n.a. Est. 670 Est. 620 Est. 530
	Reduced duties not subject to quotas <u>A. Previous reductions unchanged</u>					
717(a)	Fresh-water fish, fresh or frozen: Chubs, fresh- water mullet (catostomus), jacks, lake trout, saugers, tullibees, whitefish, and yellow pike	1913 Act 1922 Act 1930 Act 1936 T.A. New T.A.	Free 1¢ lb. 1¢ lb. 3/4¢ lb. 3/4¢ lb.	1935 1936 1937 1938	Est. 3,600 3,516 3,780 3,620	Est. 3,600 3,516 3,780 3,620
717(a)	Eels, fresh or frozen	1913 Act 1922 Act 1930 Act 1936 T.A. New T.A.	Free 1¢ lb. 1¢ lb. 1¢ lb. 3¢ lb.	1935 1936 1937 1938	23 28 61 35	23 29 61 35
717(a)	Halibut, fresh or frozen	1913 Act 1922 Act 1930 Act 1936 T.A. New T.A.	Free 2¢ lb. 2¢ lb. 1¢ lb. 1¢ lb.	1935 1936 1937 1938	253 449 488 624	260 458 497 631
720(a) (2)	Hard, dry-smoked herring, whole or beheaded, not advanced	1913 Act 1922 Act 1930 Act 1936 T.A. New T.A.	Free 1 1/2¢ lb. or 25% 1 1/2¢ lb. 5/8¢ lb. 5/8¢ lb.	1935 1936 1937 1938	1/ 39 28 23 13	n.a. 53 49 55
720(a) (3)	Smoked herring, boned, whether or not skinned	1913 Act 1922 Act 1930 Act 1936 T.A. New T.A.	3/4¢ lb. 2 3/4¢ lb. 3¢ lb. 1 1/2¢ lb. 1 1/2¢ lb.	1935 1936 1937 1938	Est. 24 22 4 6	Est. 24 29 4 6
721(b)	Razor clams, canned	1913 Act 1922 Act 1930 Act 1934 Proc. 1936 T.A. New T.A.	Free Free 35% 23% 15% 15%	1935 1936 1937 1938	1 - - -	1 2/ 1 2/

NOTE: All 1938 figures preliminary.

1/ Imports from Canada classified as "smoked or kippered herring" prior to January 1, 1936, were principally hard dry-smoked herring.

2/ Less than \$500.

Table 27. - Concessions made by the United States in the new agreement - continued

Group 00. Fish and Fish Products, Edible

Para- graph No.	Description of article	Tariff Act, Proclamation, or Trade Agreement	Rate of duty	Imports from -		
				Year	Canada	All countries
					<u>\$1,000</u>	<u>\$1,000</u>
	Reduced duties not subject to quota - Continued <u>B. Previous reductions further reduced</u>					
717(a)	Salmon, fresh or frozen	1913 Act 1922 Act 1930 Act 1936 T.A. New T.A.	Free 2¢ lb. 2¢ lb. 1½¢ lb. 1¢ lb.	1935 1936 1937 1938	526 769 557 557	574 820 592 605
717(a)	Swordfish, fresh but not frozen	1913 Act 1922 Act 1930 Act 1936 T.A. New T.A.	Free 2¢ lb. 2¢ lb. 1½¢ lb. 1¢ lb.	1935 1936 1937 1938	Est. 233 371 274 195	Est. 233 372 274 195
719(5)	Alewives, pickled or salted, in bulk or in containers weighing with contents more than 15 lbs. each	1913 Act 1922 Act 1930 Act 1936 T.A. New T.A.	Free or 3/4¢ lb. 1/ 2/ 1¢ lb. 2/ 1¢ lb. 2/ 3/4¢ lb. 2/ 5/8¢ lb. 2/	1935 1936 1937 1938	Est. 11 2 3/ 1	Est. 11 2 1 1
719(1)	Salmon, pickled or salted	1913 Act 1922 Act 1930 Act 1936 T.A. New T.A.	Free or 3/4¢ lb. 1/ 25% 25% 20% 12½%	1935 1936 1937 1938	58 26 8 30	61 29 12 33
	<u>C. New reductions</u> Fish, fresh or frozen, whole, or beheaded or eviscerated or both, but not further advanced (except that fins may be removed):					
717(a)	Fresh-water fish: Blue pike, 4/ ciscoes, lake herring and yellow perch	1913 Act 1922 Act 1930 Act New T.A.	Free 1¢ lb. 1¢ lb. 3/4¢ lb.	1935 1936 1937 1938	n.a. 352 334 474	n.a. 352 334 474
717(a)	Cod, haddock, hake, pollock, and cusk, fresh or frozen: With- out fins removed	1913 Act 1922 Act 1930 Act New T.A.	Free 1¢ lb. 1¢ lb. 3/4¢ lb.	1935 1936 1937 1938	Est. 27 Est. 38 Est. 19 Est. 15	Est. 27 Est. 38 Est. 19 Est. 15
717(a)	Mackerel, fresh 5/	1913 Act 1922 Act 1930 Act New T.A.	Free 2¢ lb. 2¢ lb. 1¢ lb.	1935 1936 1937 1938	7 21 96 67	7 21 99 68

NOTE: All 1938 figures preliminary.

1/ Dutiable if skinned or boned.

2/ Net weight

3/ Less than \$500.

4/ Statistics do not include blue pike.

5/ Statistics include both fresh and frozen mackerel.

Second Trade Agreement with Canada

Table 27. - Concessions made by the United States in the new agreement - continued

Group 00. Fish and Fish Products, Edible

Para- graph No.	Description of article	Tariff Act, Proclamation, or Trade Agreement	Rate of duty	Imports from -		
				Year	Canada	All countries
					\$1,000	\$1,000
	Reduced duties not subject to quota - Continued <u>C. New reductions - Cont.</u> Fish, fresh or frozen, whole, or beheaded or eviscerated or both, but not further advanced (except that fins may be removed):					
717(a)	Mackerel, frozen	1913 Act 1922 Act 1930 Act New T.A.	Free 2¢ lb. 2¢ lb. 1½¢ lb.	1935 1936 1937 1938	(Included with fresh mackerel, above)	
717(a)	Sturgeon, fresh but not frozen	1913 Act 1922 Act 1930 Act New T.A.	Free 1¢ lb. 1¢ lb. ½¢ lb.	1935 1936 1937 1938	34 42 80 118	1/ 34 1/ 42 1/ 80 1/ 118
717(a)	Shad, fresh or frozen	1913 Act 1922 Act 1930 Act New T.A.	Free 1¢ lb. 1¢ lb. ½¢ lb.	1935 1936 1937 1938	n.a. n.a. n.a. n.a.	n.a. n.a. n.a. n.a.
719(2)	Cod, haddock, hake, pollock, and cusk, pickled or salted, neither skinned nor boned (except verte- bral column may be removed)					
	Containing not more than 43% moisture by weight	1913 Act 1922 Act 1930 Act New T.A.	Free 1½¢ lb. 1½¢ lb. 5/8¢ lb.	1935 1936 1937 1938	156 100 78 92	232 160 150 286
	Containing more than 43% moisture by weight	1913 Act 1922 Act 1930 Act New T.A.	Free 3/4¢ lb. 3/4¢ lb. 3/8¢ lb.	1935 1936 1937 1938	785 787 894 661	1,461 1,538 2,008 1,533
719(3)	Cod, haddock, hake, pollock, and cusk, pickled or salted, skinned or boned	1913 Act 1922 Act 1930 Act New T.A.	3/4¢ lb. 1½¢ lb. 2¢ lb. 1½¢ lb.	1935 1936 1937 1938	280 238 207 197	285 239 209 201
719(4)	Herring, pickled or salted, beheaded and eviscerated but not further advanced (except fins may be re- moved) and split herring, in bulk or in containers weighing with contents more than 15 lbs. each	1913 Act 1922 Act 1930 Act New T.A.	Free 1¢ lb. 2/ 1¢ lb. 2/ 5/8¢ lb. 2/	1935 1936 1937 1938	n.a. Est. 60 Est. 40 Est. 30	n.a. Est. 90 Est. 80 Est. 60

NOTE: All 1938 figures preliminary.

1/ Estimated on basis that sturgeon imported from other countries than Canada is frozen.

2/ Net weight.

Table 27. - Concessions made by the United States in the new agreement - continued

Group 00. Fish and Fish Products, Edible

Para-graph No.	Description of article	Tariff Act, Proclamation, or Trade Agreement	Rate of duty	Imports from -		
				Year	Canada	All countries
					<u>\$1,000</u>	<u>\$1,000</u>
	Reduced duties not subject to quota - Continued C. New reductions - Cont. Fish, smoked or kippered:					
720(a) (1)	Salmon	1913 Act 1922 Act 1930 Act New T.A.	Free or $3/4\frac{1}{2}$ lb. 25% 25% 15%	1935 1936 1937 1938	$1/$ 1 1 1	1 11 2 2
720(a) (4)	Cod, haddock, hake, pollock, and cusk, whole, or beheaded or eviscerated or both, but not further advanced (except that vertebral column may be removed)	1913 Act 1922 Act 1930 Act New T.A.	Free or $3/4\frac{1}{2}$ lb. $1\frac{1}{4}$ lb. $2\frac{1}{4}$ lb. $1\frac{1}{4}$ lb.	1935 1936 1937 1938	69 90 86 64	71 93 94 66
720(a) (5)	Cod, haddock, hake, pollock, and cusk, filleted, skinned, boned, sliced, or divided into portions	1913 Act 1922 Act 1930 Act New T.A.	$3/4\frac{1}{2}$ lb. $1\frac{1}{4}$ lb. $3\frac{1}{2}$ lb. $2\frac{1}{2}$ lb.	1935 1936 1937 1938	124 171 180 176	132 182 189 178
720(b)	Cod, haddock, hake, pollock, and cusk, prepared or preserved, in immediate containers weighing with their contents not more than 15 lbs. each, not specially provided for	1913 Act 1922 Act 1930 Act New T.A.	Free or 15% 25% 25% $2\frac{1}{4}$ lb. Min. $12\frac{1}{2}$ % Max. 25%	1935 1936 1937 1938	n.a. n.a. n.a. n.a.	n.a. n.a. n.a. n.a.
717(a)	<u>Duties bound at 1935 rates</u> Cod, haddock, hake, pollock, and cusk, fresh or frozen, whole, or beheaded or eviscerated or both, and with fins removed, but not further advanced	1913 Act 1922 Act 1930 Act New T.A.	Free $1\frac{1}{4}$ lb. $1\frac{1}{4}$ lb. $1\frac{1}{4}$ lb.	1935 1936 1937 1938	$3/$ 80 $3/$ 113 $3/$ 57 $3/$ 46	$3/$ 80 $3/$ 113 $3/$ 58 $3/$ 46
717(b)	Fish, fresh or frozen, filleted, skinned, boned, sliced or divided into portions, not specially provided for (except cod, haddock, hake, pollock, cusk, and rosefish)	1913 Act 1922 Act 1930 Act New T.A.	$3/4\frac{1}{2}$ lb. $2\frac{1}{4}$ lb. $2\frac{1}{4}$ lb. $2\frac{1}{4}$ lb.	1935 1936 1937 1938	n.a. Est. 189 Est. 285 Est. 229	n.a. Est. 224 Est. 450 Est. 385

NOTE: All 1938 figures preliminary.

$1/$ Less than \$500.

$2/$ Dutiable if skinned or boned.

$3/$ Estimated on basis that 75% of existing class is with fins removed.

Table 27. - Concessions made by the United States in the new agreement - continued

Group 00. Fish and Fish Products, Edible

Para- graph No.	Description of article	Tariff Act, Proclamation, or Trade Agreement	Rate of duty	Imports from -		
				Year	Canada	All countries
	Duties bound at 1935 rates- Continued				<u>\$1,000</u>	<u>\$1,000</u>
719(4)	Mackerel, pickled or salted whether or not boned, in bulk or in immediate con- tainers weighing with their contents more than 15 lbs. each	1913 Act 1922 Act 1930 Act New T.A.	Free or 3/4 lb. 1/2/ 1/4 lb. 2/ 1/4 lb. 2/ 1/4 lb. 2/	1935 1936 1937 1938	37 60 175 177	201 256 407 304
	<u>Free entry bound, without reservation: Previous bindings re- bound</u>					
1756	Sea herring, fresh or frozen	1913 Act 1922 Act 1930 Act 1936 T.A. New T.A.	Free Free or 1/4 lb. 3/ Free Free Free	1935 1936 1937 1938	328 385 231 168	335 388 237 198
1756	Smelts, fresh or frozen	1913 Act 1922 Act 1930 Act 1936 T.A. New T.A.	Free Free Free Free Free	1935 1936 1937 1938	703 817 551 629	736 848 595 672
1761	Lobsters, fresh, frozen, or canned, not specially provided for (except spiny lobsters) 4/	1913 Act 1922 Act 1930 Act 1936 T.A. New T.A.	Free 5/ Free 5/ Free Free Free	1935 1936 1937 1938	2,282 2,622 3,103 2,453	2,511 2,966 3,758 3,110
1761	Crabs, fresh or frozen, not specially provided for	1913 Act 1922 Act 1930 Act 1936 T.A. New T.A.	Free Free Free Free Free	1935 1936 1937 1938	n.a. 6/ 1 6/	n.a. 1 1 6/
1761	Clams, quahaugs, fresh or frozen, not specially provided for	1913 Act 1922 Act 1930 Act 1936 T.A. New T.A.	Free Free Free Free Free	1935 1936 1937 1938	n.a. 57 66 49	n.a. 61 75 53
1761	Scallops, fresh but not frozen	1913 Act 1922 Act 1930 Act 1936 T.A. New T.A.	Free Free Free Free Free	1935 1936 1937 1938	Est. 142 216 195 89	Est. 142 236 198 91
1761	Oysters, fresh or frozen (except seed oysters), not specially provided for	1913 Act 1922 Act 1930 Act 1936 T.A. New T.A.	Free Free Free Free Free	1935 1936 1937 1938	n.a. 1 8 2	n.a. 3 8 2

NOTE: All 1938 figures preliminary.

1/ Dutiable if skinned or boned.

2/ Dutiable if frozen

3/ Under the 1913 Act lobster paste and sauce were dutiable at 25 percent ad valorem;

increased to 30 percent under the 1922 Act.

4/ Net weight.

5/ Statistics include spiny lobsters.

6/ Less than \$500.

Table 27. - Concessions made by the United States in the new agreement - continued

Group O. Animals and Animal Products, Inedible; Agricultural

Para-graph No.	Description of article	Tariff Act, Proclamation, or Trade Agreement	Rate of duty	Imports from -		
				Year	Canada	All countries
					<u>\$1,000</u>	<u>\$1,000</u>
	Reduced duties not subject to quota: <u>A. Previous reduction further reduced</u>					
714	Horses, valued not over \$150 per head	1913 Act 1922 Act 1930 Act 1936 T.A. New T.A.	10% \$30 head \$30 head \$20 head \$15 head	1935 1936 1937 1938	592 2,013 1,191 588	615 2,059 1,243 619
	<u>B. New reduction</u>					
714	Horses, valued over \$150 per head	1913 Act 1922 Act 1930 Act New T.A.	10% 20% 20% 17½%	1935 1936 1937 1938	28 61 50 15	71 175 218 154
	Free entry bound, without reservation: <u>New binding</u>					
1606 a),(b)	Bulls, cows, hogs, and sheep, imported for breeding purposes	1913 Act 1922 Act 1930 Act New T.A.	Free Free Free Free	1935 1936 1937 1938	1,047 984 1,129 885	1,109 1,085 1,291 954

E: All 1938 figures preliminary.

Second Trade Agreement with Canada

Table 27. - Concessions made by the United States in the new agreement - continued

Para- graph No.	Description of article	Tariff Act, Proclamation, or Trade Agreement	Rate of duty	Imports from -		
				Year	Canada	All countries
					\$1,000	\$1,000
	Reduced duties not subject to quotas: <u>A. Previous reductions unchanged</u>					
1530 (b)(3)	Harness or saddlery leather of the bovine species	1913 Act 1922 Act 1930 Act 1936 T.A. New T.A.	Free Free 12½% 10% 10%	1935 1936 1937 1938	1 4 3 7	15 38 21 22
52	Sperm oil, crude	1913 Act 1922 Act 1930 Act 1933 Proc. 1936 T.A. New T.A.	8¢ gal. 10¢ gal. 10¢ gal. 5¢ gal. 2½¢ gal. 2½¢ gal.	1935 1936 1937 1938	35 206 205 151	73 328 356 352
	<u>B. Previous reduction further reduced</u>					
1530 (b)(4)	Patent leather of the bovine species	1913 Act 1922 Act 1930 Act 1936 T.A. New T.A.	Free Free or 20% ¹ 15% 10% 7½%	1935 1936 1937 1938	17 86 50 14	17 86 50 14
	<u>C. New reductions</u>					
1530 (e)	Leather skating boots and shoes, McKay sewed, if attached to ice skates and not specially pro- vided for	1913 Act 1922 Act 1930 Act 1932 Proc. 1938 T.A. 2/ New T.A.	Free Free 20% 30% 20% 15%	1935 1936 1937 1938	n.a. n.a. n.a. n.a.	n.a. n.a. n.a. n.a.
1532 (b)	Gloves, made from leather of horsehide or cowhide (except calfskins)	1913 Act 1922 Act 1930 Act New T.A.	Free Free or 25% ³ 25% 15%	1935 1936 1937 1938	1 4/ 4/ 4/	2 1 1 1
1519 (c)	Silver or black fox furs or skins, not specially provided for	1913 Act 1922 Act 1930 Act New T.A.	30% or free 50% 50% 37½%	1935 1936 1937 1938	44 254 310 224	45 734 1,088 463
52	Shark oil and shark-liver oil, including oil pro- duced from sharks known as dogfish, not specially provided for	1913 Act 1922 Act 1930 Act 1932 Rev. Act New T.A.	3¢ gal. 20% 20% 3¢ lb. 5/ 10% 1½¢ lb. 5/	1935 1936 1937 1938	n.a. n.a. n.a. n.a.	n.a. n.a. n.a. n.a.

NOTE: All 1938 figures preliminary.

1/ For shoes, free; other, 20%.

2/ Trade agreement with Czechoslovakia.

3/ Cowhide, free; horsehide, 25%.

4/ Less than \$500.

5/ Revenue Act tax applies in addition to tariff duty.

Table 27. - Concessions made by the United States in the new agreement - continued

Group O. Animals and Animal Products, Inedible: Non-agricultural

Para- graph No.	Description of article	Tariff Act, Proclamation, or Trade Agreement.	Rate of duty	Imports from -		
				Year	Canada	All countries
					<u>\$1,000</u>	<u>\$1,000</u>
	Free entry bound without reservation:					
	<u>Previous binding rebound</u>					
1681	Undressed furs: Mink, beaver, muskrat and wolf ^{1/}	1913 Act 1922 Act 1930 Act 1936 T.A. New T.A.	Free Free Free Free Free	1935 1936 1937 1938	2,776 3,641 2,562 2,887	4,445 5,758 5,474 4,010
	<u>New bindings</u>					
1681	Undressed furs: Skunk, otter, and fisher ^{2/}	1913 Act 1922 Act 1930 Act New T.A.	Free Free Free Free	1935 1936 1937 1938	74 167 236 156	223 372 556 437
1681	Undressed furs: Lynx	1913 Act 1922 Act 1930 Act New T.A.	Free Free Free Free	1935 1936 1937 1938	n.a. n.a. 539 402	n.a. n.a. 931 573
1669	All drugs of animal origin, including fish livers, crude, not specially pro- vided for	1913 Act 1922 Act 1930 Act New T.A.	^{3/} ^{3/} Free Free	1935 1936 1937 1938	n.a. 237 292 375	n.a. 599 653 895

NOTE: All 1938 figures preliminary.

^{1/} Including prairie wolf which was not expressly mentioned in 1936 agreement and which may or may not be included in statistics.

^{2/} Fisher not separately classified.

^{3/} Not articles of commerce prior to 1930.

Second Trade Agreement with Canada

Table 27. - Concessions made by the United States in the new agreement - continued

Group 1. Vegetable Food Products (not including beverages)

Para- graph No.	Description of article	Tariff Act, Proclamation, or Trade Agreement	Rate of duty	Imports from -		
				Year	Canada	All countries
	Reduced duties subject to quota (see table 23):				\$1,000	\$1,000
	<u>A. Continued from 1936 agreement, modified</u>					
771	White or Irish seed potatoes, certified - Dec.-Feb., inclusive	1913 Act 1921 Act 1922 Act 1930 Act 1936 T.A. New T.A.	Free 1/ 25¢ bu. 2/ 50¢ 100 lbs. 75¢ 100 lbs. 60¢ 100 lbs. 60¢ 100 lbs.	1935 1936 1937 1938	8 39 28 46	8 39 28 46
	Mar.-Nov., inclusive	1913 Act 1921 Act 1922 Act 1930 Act. 1936 T.A. New T.A.	Free 1/ 25¢ bu. 2/ 50¢ 100 lbs. 75¢ 100 lbs. 45¢ 100 lbs. 37½¢ 100 lbs.	1935 1936 1937 1938	42 675 780 485	42 675 780 485
	<u>B. Appearing for first time in new agreement</u>					
771	White or Irish potatoes other than certified seed Dec.-Feb., inclusive 3/	1913 Act 1921 Act 1922 Act 1930 Act New T.A.	Free 1/ 25¢ bu. 2/ 50¢ 100 lbs. 75¢ 100 lbs. 60¢ 100 lbs.	1935 1936 1937 1938	44 17 252 ✓	54 46 263 10
	Mar.-Nov., inclusive	1913 Act 1921 Act 1922 Act 1930 Act New T.A.	Free 1/ 25¢ bu. 2/ 50¢ 100 lbs. 75¢ 100 lbs. 37½¢ 100 lbs.	1935 1936 1937 1938	131 399 92 ✓	152 418 102 5
	Reduced duties not subject to quotas:					
	<u>A. Previous reductions unchanged</u>					
726	Hulled oats, unfit for human consumption	1913 Act 1922 Act 1930 Act 1936 T.A. New T.A.	6¢ bu. 5/ 15¢ bu. 5/ 16¢ bu. 5/ 8¢ bu. 5/ 8¢ bu. 5/	1935 1936 1937 1938	n.a. 6 ✓ 1	n.a. 6 ✓ 1
769	Peas, green or unripe; July 1-Sept. 30, incl.	1913 Act 1922 Act 1930 Act 1932 Proc. 1936 T.A. New T.A.	1/3¢ lb. 6/ 1¢ lb. 3¢ lb. 3.9¢ lb. 2¢ lb. 2¢ lb.	1935 1936 1937 1938	- - - -	Insig. Insig. - -
773	Turnips and rutabagas	1913 Act 1922 Act 1930 Act 1936 T.A. New T.A.	15¢ 12¢ 100 lbs. 25¢ 100 lbs. 12½¢ 100 lbs. 12½¢ 100 lbs.	1935 1936 1937 1938	541 919 841 837	542 919 843 839
734	Apples, green or ripe	1913 Act 1921 Act 1922 Act 1930 Act 1936 T.A. New T.A.	10¢ bu. 2/ 30¢ bu. 2/ 25¢ bu. 2/ 25¢ bu. 2/ 15¢ bu. 2/ 15¢ bu. 2/	1935 1936 1937 1938	6 33 39 44	21 33 39 44

NOTE: All 1938 figures preliminary.

1/ Dutiable at 10% when from country imposing duty on U.S. potatoes.

2/ Bushel of 50 pounds. 3/ Statistics cover December of previous year.

4/ Less than \$500. 5/ Bushel of 32 pounds.

6/ In cartons, etc.; 10¢ per bushel in bulk or large package.

Table 27. - Concessions made by the United States in the new agreement - continued

Group 1. Vegetable Food Products (not including beverages)						
Para-graph No.	Description of article	Tariff Act, Proclamation, or Trade Agreement	Rate of duty	Imports from -		
				Year	Canada	All countries
					\$1,000	\$1,000
Reduced duties, not subject to quota - Continued						
<u>A. Previous reductions unchanged - Continued</u>						
736	Strawberries, natural or in brine	1913 Act	1/2¢ qt.	1935	Est. 23	Est. 23
			1¢ lb. 1/	1936	54	54
			1 1/2¢ lb.	1937	82	82
			1 1/2¢ lb.	1938	41	41
			1936 T.A. New T.A.	3/4¢ lb. 3/4¢ lb.		
737	Cherries in their natural state, not in air-tight or water-tight containers	1913 Act	10¢ bu.	1935	9	2/ 9
		1921 Act	3¢ lb.	1936	9	2/ 10
		1922 Act	2¢ lb.	1937	1	2/ 1
		1930 Act	2¢ lb.	1938	10	2/ 12
		1936 T.A. New T.A.	1¢ lb. 1¢ lb.			
<u>B. Previous reductions further reduced</u>						
732	Cereal breakfast foods, etc. processed, not specially provided for	1913 Act	3/	1935	51	75
		1922 Act	20%	1936	268	294
		1930 Act	20%	1937	76	105
		1936 T.A.	15%	1938	64	98
		New T.A.	10%			
779	Hay	1913 Act	\$2 long ton	1935	4/ 170	4/ 170
		1922 Act	\$4 " "	1936	541	544
		1930 act	\$5 short ton	1937	1,067	1,099
		1936 T.A.	\$3 " "	1938	141	142
		New T.A.	\$2.50" "			
736	Blueberries, prepared or preserved, or frozen, not in brine and not dried, desiccated, or evaporated, not specially provided for	1913 Act	1¢ lb. 5/	1935	67	239
		1922 Act	35% 6/	1936	132	348
		1930 Act	35%	1937	248	651
		1936 T.A.	25%	1938	121	258
		New T.A.	17 1/2%			
503	Maple sugar	1913 Act	3¢ lb.	1935	283	284
		1922 Act	4¢ lb.	1936	983	983
		1930 Act	8¢ lb.	1937	915	915
		1931 Proc.	6¢ lb.	1938	623	623
		1936 T.A. New T.A.	4¢ lb. 3¢ lb.			
716	Honey	1913 Act	10¢ gal.	1935	8/ 1	8 7
		1922 Act	3¢ lb.	1936	1	15
		1930 Act	3¢ lb.	1937	1	12
		1936 T.A.	2¢ lb.	1938	1	
		New T.A.	1 1/2¢ lb.			

NOTE: All 1938 figures preliminary.

1/ Strawberries in brine. 2/ Excludes tree-dried cherries from Italy and Yugoslavia.
 3/ Free or 10% when from wheat products; 15% when from other products. 4/ Does not include imports entered free of duty for emergency relief, amounting to \$489,463 from Canada and \$494,330 from "all" countries. 5/ Frozen blueberries, 1/2¢ per quart.
 6/ Frozen blueberries, 1 1/2¢ per lb. 7/ Trade agreement with Guatemala.
 8/ Less than \$500.

Table 27. - Concessions made by the United States in the new agreement - continued

Para- graph No.	Description of article	Tariff Act, Proclamation, or Trade Agreement	Rate of duty	Imports from -		
				Year	Canada	All countries
	Reduced duties, not subject to quotas: <u>C. New reductions</u>				<u>\$1,000</u>	<u>\$1,000</u>
722	Barley, hulled or unhulled	1913 Act 1922 Act 1930 Act New T.A.	15¢ bu. 1/ 20¢ bu. 1/ 20¢ bu. 1/ 15¢ bu. 1/	1935 1936 1937 1938	3,258 6,567 9,132 70	3,747 6,887 9,564 71
723	Buckwheat, hulled or unhulled	1913 Act 1922 Act 1930 Act New T.A.	Free 10¢ 100 lbs. 25¢ 100 lbs. 15¢ 100 lbs.	1935 1936 1937 1938	5 79 29 2	6 80 30 5
726	Oats, hulled or unhulled (other than hulled oats unfit for human con- sumption)	1913 Act 1922 Act 1930 Act New T.A.	6¢ bu. 2/ 15¢ bu. 2/ 16¢ bu. 2/ 8¢ bu. 2/	1935 1936 1937 1938	3/ 319 19 25 1	2/2,939 48 34 4
728	Rye	1913 Act 1922 Act 1930 Act New T.A.	Free 15¢ bu. 4/ 15¢ bu. 4/ 12¢ bu. 4/	1935 1936 1937 1938	199 1,658 167 Insig.	4,755 2,477 181 Insig.
729	Wheat unfit for human consumption	1913 Act 1921 Act 1922 Act 1924 Proc. 1930 Act 1936 T.A. New T.A.	Free 5/ 35¢ bu. 30¢ bu. 6/ 42¢ bu. 6/ 10% 10% Bound 5%	1935 1936 1937 1938	8,621 4,036 285 7	8,653 4,046 288 7
723	Buckwheat flour and grits or groats	1913 Act 1922 Act 1930 Act New T.A.	Free 1/2¢ lb. 1/2¢ lb. 3/10¢ lb.	1935 1936 1937 1938	1 4 1 1	1 5 6 3
726	Unhulled ground oats	1913 Act 1922 Act 1930 Act New T.A.	6¢ bu. 2/ 45¢ 100 lbs. 45¢ 100 lbs. 25¢ 100 lbs.	1935 1936 1937 1938	Insig. 1 21 -	Insig. 1 21 Insig.
726	Oatmeal, rolled oats, oat grits, and similar oat products	1913 Act 1922 Act 1930 Act New T.A.	30¢ 100 lbs. 80¢ 100 lbs. 80¢ 100 lbs. 10% ad val. 7/	1935 1936 1937 1938	12 1 1 1	28 20 20 13
728	Rye malt	1913 Act 1922 Act 1930 Act New T.A.	25¢ bu. 8/ 40¢ 100 lbs. 40¢ 100 lbs. 35¢ 100 lbs.	1935 1936 1937 1938	54 49 46 -	123 56 69 -

NOTE: All 1938 figures preliminary.

1/ Bushel of 48 lbs. 2/ Bushel of 32 lbs. 3/ Includes imports of hulled oats unfit for human consumption. 4/ Bushel of 56 lbs. 5/ Ten cents per bushel when from country imposing duty on U. S. wheat. 6/ Bushel of 60 lbs. 7/ Minimum 40¢ and maximum 80¢ per 100 lbs. 8/ Bushel of 34 lbs.

Table 27. - Concessions made by the United States in the new agreement - continued

Group 1. Vegetable Food Products (not including beverages)						
Para- graph No.	Description of article	Tariff Act, Proclamation, or Trade Agreement	Rate of duty	Imports from -		
				Year	Canada	All countries
	Reduced duties not subject to quota - Continued <u>C. New reductions - Cont.</u>				<u>\$1,000</u>	<u>\$1,000</u>
730	Bran, shorts, and byproduct feeds	1913 Act	Free, 10% or 15%	1935	5,404	7,313
				1936	6,144	7,470
		1922 Act	15%	1937	6,087	8,339
		1924 Proc.	7½% 1/	1938	883	996
		1930 Act	10%			
	1936 T.A.	10% Bound				
	New T.A.	5%				
730	Dried beet pulp	1913 Act	10%	1935	140	697
		1922 Act	\$5 ton	1936	282	964
		1930 Act	\$5 ton	1937	80	941
		New T.A.	\$3.75 ton	1938	94	658
730	Malt sprouts and brewers' grains	1913 Act	10%	1935	25	29
		1922 Act	\$5 ton	1936	17	21
		1930 Act	\$5 ton	1937	30	33
		New T.A.	\$2.50 ton	1938	Insig.	4
730	Mixed feeds	1913 Act	15%	1935	161	208
		1922 Act	10%	1936	113	122
		1930 Act	10%	1937	286	304
		1936 T.A.	10% Bound	1938	28	148
		New T.A.	5%			
730	Hulls of grains, ground or unground	1913 Act	8¢ 100 lbs. (oat hulls)	1935	159	159
				1936	81	81
		1922 Act	10¢ 100 lbs.	1937	58	58
		1930 Act	10¢ 100 lbs.	1938	28	28
	New T.A.	5¢ 100 lbs.				
731	Screenings, scalpings, chaff, or scourings of grains or seeds, ground or unground	1913 Act	10%	1935	560	574
		1922 Act	10%	1936	1,063	1,089
		1930 Act	10%	1937	660	726
		1936 T.A.	10% Bound	1938	131	186
		New T.A.	5%			
779	Straw	1913 Act	50¢ long ton	1935	2/ 46	2/ 46
		1922 Act	\$1 long ton	1936	53	53
		1930 Act	\$1.50 sh.ton	1937	69	70
		New T.A.	75¢ sh.ton	1938	13	13
766	Beets, other than sugar beets	1913 Act	5%	1935	3/ 1	3/ 1
		1922 Act	17%	1936	-	-
		1930 Act	17%	1937	-	-
		New T.A.	10%	1938	-	-

NOTE: All 1938 figures preliminary.

1/ Applicable to wheat byproduct feeds only.

2/ Does not include imports entered free of duty for emergency relief, amounting to \$140,621 from Canada and \$140,653 from "all" countries.

3/ Less than \$500.

Table 27. - Concessions made by the United States in the new agreement - continued

Para- graph No.	Description of article	Tariff Act, Proclamation, or Trade Agreement	Rate of duty	Imports from -		
				Year	Canada	All countries
	Reduced duties not subject to quota - Continued <u>G. New reductions - Cont.</u>				\$1,000	\$1,000
774	Carrots, in their natural state	1913 Act 1922 Act 1930 Act New T.A.	15% 25% 50% 25%	1935 1936 1937 1938	n.a. 2 1 -	n.a. 2 1 Insig.
774	Radishes and cauliflower in their natural state	1913 Act 1922 Act 1930 Act New T.A.	15% 25% 50% 25%	1935 1936 1937 1938	n.a. n.a. n.a. n.a.	n.a. n.a. n.a. n.a.
736	Raspberries, natural or in brine	1913 Act 1922 Act 1930 Act New T.A.	1/2¢ qt. 1/ 1 1/2¢ lb. 1 1/2¢ lb. 1¢ lb.	1935 1936 1937 1938	137 277 261 136	137 280 261 143
736	Edible berries, except lingon or partridge berries and except straw- berries and blueberries, natural or in brine, not specially provided for 2/	1913 Act 1922 Act 1930 Act New T.A.	1/2¢ qt. 1/ 1 1/2¢ lb. 1 1/2¢ lb. 3/4¢ lb.	1935 1936 1937 1938	n.a. 27 36 17	n.a. 73 75 43
736	Edible berries, frozen, other than blueberries, not specially provided for	1913 Act 1922 Act 1930 Act New T.A.	1/2¢ qt. 1 1/2¢ lb. 35% 17 1/2%	1935 1936 1937 1938	1 1 6 1	7 1 15 3
503	Maple sirup	1913 Act 1922 Act 1930 Act 1931 Proc. New T.A.	3¢ lb. 4¢ lb. 5 1/2¢ lb. 4¢ lb. 2¢ lb.	1935 1936 1937 1938	203 46 18 9	203 46 18 9
722	Duty bound at 1935 rate: Barley malt	1913 Act 1922 Act 1930 Act New T.A.	25¢ bu. 40¢ 100 lbs. 40¢ 100 lbs. 40¢ 100 lbs.	1935 1936 1937 1938	2,494 1,614 2,286 1,172	9,043 7,162 11,313 2,825

NOTE: All 1938 figures preliminary.

1/ One cent per pound if in brine.

2/ Statistics include lingon or partridge berries.

Table 27. - Concessions made by the United States in the new agreement - continued

Para-graph No.	Description of article	Tariff Act, Proclamation, or Trade Agreement	Rate of duty	Imports from -		
				Year	Canada	All countries
					<u>\$1,000</u>	<u>\$1,000</u>
	Reduced duties not subject to quotas:					
	<u>A. Previous reduction unchanged</u>					
802	Whiskey, of all types and classes, aged not less than 4 years in wooden containers	1913 Act 1922 Act 1930 Act 1936 T.A. New T.A.	\$2.60 pf. gal. \$5 pf. gal. \$5 pf. gal. \$2.50 pf. gal. \$2.50 pf. gal.	1935 1936 1937 1938	14,004 28,284 21,305 10,577	<u>1/</u> 26,220 <u>1/</u> 55,736 <u>1/</u> 53,844 <u>1/</u> 42,704
	<u>B. New reduction</u>					
738	Cider	1913 Act 1922 Act 1930 Act New T.A.	2¢ gal. 5¢ gal. 5¢ gal. 3¢ gal.	1935 1936 1937 1938	63 24 45 41	81 42 52 52

NOTE: All 1938 figures preliminary.

1/ Imports other than from Canada are chiefly from the United Kingdom. The \$2.50 rate is also included in the agreement with the United Kingdom. Statistics do not include negligible amounts from Cuba at 20 percent reduction, nor special imports free of duty.

Table 27. - Concessions made by the United States in the new agreement - continued

Group 2. Vegetable Products, Inedible (except Fibers and Wood)

Para- graph No.	Description of article	Tariff Act, Proclamation, or Trade Agreement	Rate of duty	Imports from -		
				Year	Canada	All countries
	Reduced duties not subject to quotas:				<u>\$1,000</u>	<u>\$1,000</u>
	<u>A. Previous reductions unchanged</u>					
763	Grass and other forage crop seeds:					
	Alfalfa	1913 Act 1922 Act 1930 Act 1936 T.A. New T.A.	Free 4¢ lb. 8¢ lb. 4¢ lb. 4¢ lb.	1935 1936 1937 1938	9 218 642 522	9 294 766 659
	Alsike clover	1913 Act 1922 Act 1930 Act 1936 T.A. New T.A.	Free 4¢ lb. 8¢ lb. 4¢ lb. 4¢ lb.	1935 1936 1937 1938	1/ 215 229 18	1/ 230 337 103
	Sweet clover	1913 Act 1922 Act 1930 Act 1936 T.A. New T.A.	Free 2¢ lb. 4¢ lb. 2¢ lb. 2¢ lb.	1935 1936 1937 1938	1/ 222 579 362	1/ 227 583 362
	Bluegrass (Canada and Kentucky)	1913 Act 1922 Act 1930 Act 1936 T.A. New T.A.	Free 2¢ lb. 5¢ lb. 2 1/2¢ lb. 2 1/2¢ lb.	1935 1936 1937 1938	15 18 17 12	15 18 18 12
	Timothy	1913 Act 1922 Act 1930 Act 1936 T.A. New T.A.	Free 2¢ lb. 2¢ lb. 1¢ lb. 1¢ lb.	1935 1936 1937 1938	357 10 4 1	541 11 7 5
58	Cedar-leaf oil	1913 Act 1922 Act 1930 Act 2/ 1936 T.A. New T.A.	20% 25% 25% 12 1/2% 12 1/2%	1935 1936 1937 1938	n.a. n.a. n.a. n.a.	n.a. n.a. n.a. n.a.
	<u>B. Previous reduction further reduced</u>					
763	Grass and other forage crop seeds:					
	Red clover	1913 Act 1922 Act 1930 Act 2/ 1936 T.A. New T.A.	Free 4¢ lb. 8¢ lb. 5¢ lb. 4¢ lb.	1935 1936 1937 1938	1/ 236 441 147	1/ 790 1,607 741

NOTE: All 1938 figures preliminary.

1/ Less than \$500.

2/ Trade agreement with France.

Table 27. - Concessions made by the United States in the new agreement - continued

Group 2. Vegetable Products, Inedible (except Fibers and Wood)

Para- graph No.	Description of article	Tariff Act, Proclamation, or Trade Agreement	Rate of duty	Imports from -		
				Year	Canada	All countries
					\$1,000	\$1,000
Reduced duties not subject to quota - Continued						
<u>C. New reductions</u>						
763	Grass and other forage crop seeds:					
	Bent-grass	1913 Act	Free	1935	1/	7
		1922 Act	2¢ lb.	1936	1/	5
		1930 Act	40¢ lb.	1937	1/	7
		New T.A.	20¢ lb.	1938	1	6
	Wheatgrass	1913 Act	Free	1935	n.a.	n.a.
		1922 Act	2¢ lb.	1936	n.a.	n.a.
		1930 Act	2¢ lb.	1937	n.a.	n.a.
		New T.A.	1¢ lb.	1938	n.a.	n.a.
	Brome grass	1913 Act	Free	1935	n.a.	n.a.
		1922 Act	2¢ lb.	1936	n.a.	n.a.
		1930 Act	2¢ lb.	1937	n.a.	n.a.
		New T.A.	1¢ lb.	1938	n.a.	n.a.
764	Tree and shrub seeds	1913 Act	5¢ lb.	1935	9	39
		1922 Act	8¢ lb.	1936	11	27
		1930 Act	8¢ lb.	1937	19	41
		New T.A.	4¢ lb.	1938	10	28
753	Cut flowers, fresh, dried, etc.	1913 Act	25%	1935	10	49
		1922 Act	40%	1936	13	65
		1930 Act	40%	1937	21	81
		New T.A.	25%	1938	8	63
1537 (b)	Rubber hose and tubing, having at no point an inside diameter less than 3/8 inch, not specially provided for	1913 Act	10% or 15%	1935	Est. 4	Est. 7
		1922 Act	25%	1936	Est. 23	Est. 26
		1930 Act	25%	1937	Est. 5	Est. 11
		New T.A.	12½%	1938	Est. 1/	Est. 5
10	Fir or Canada balsam	1913 Act	10% or 15%	1935	4	4
		1922 Act	10%	1936	6	6
		1930 Act	10%	1937	5	5
		New T.A.	5%	1938	5	5

NOTE: All 1938 figures preliminary.

1/ Less than \$500.

Second Trade Agreement with Canada

Table 27. - Concessions made by the United States in the new agreement - continued

Group 3. Textile Fibers and Manufactures						
Para- graph No.	Description of article	Tariff Act, Proclamation, or Trade Agreement	Rate of duty	Imports from -		
				Year	Canada	All countries
	Reduced duties, not subject to quotas: <u>New reductions</u>				\$1,000	\$1,000
1001	Flax straw	1913 Act 1922 Act 1930 Act New T.A.	Free \$2 ton \$3 ton \$1.50 ton	1935 1936 1937 1938	1 8 11 5	1 8 11 5
1007	Hose, suitable for conduct- ing liquids or gases wholly or in chief value of vegetable fiber	1913 Act 1922 Act 1930 Act New T.A.	7¢ lb. 17¢ lb.+ 10% 19¢ lb.+ 15% 10¢ lb.+ 7½%	1935 1936 1937 1938	3 13 4 12	6 17 6 12
	Free entry bound without reservation:					
1688	Cattle-body and horse- body hair, unmanufactured, not specially provided for	1913 Act 1922 Act 1930 Act New T.A.	Free Free Free Free	1935 1936 1937 1938	1/70 1/124 200 140	1/87 1/434 804 255

NOTE: All 1938 figures preliminary.

1/ Statistics classified as "cattle-body hair, valued at 10 cents or less per pound," but substantially correspond to the scope of the item as defined in the concession.

Table 27. - Concessions made by the United States in the new agreement - continued

Group 4. Wood and Paper						
Para- graph No.	Description of article	Tariff Act, Proclamation, or Trade Agreement	Rate of duty	Imports from -		
				Year	Canada	All countries
	Reduced duties not subject to quota: <u>A. Previous reductions unchanged</u>				<u>\$1,000</u>	<u>\$1,000</u>
401	Lumber and timber of Douglas fir and Western hemlock 1/	1913 Act 1922 Act 1930 Act 1932 Rev. Act 1936 T.A. New T.A.	Free Free \$1 M ft. \$3 M ft. 3/ 50¢ M ft. \$1.50 M ft. 3/ 50¢ M ft. \$1.50 M ft. 3/	1935 1936 1937 1938	2/ 1,346 2/ 2,390 2/ 2,914 2/ 2,751	2/ 1,346 2/ 2,390 2/ 2,914 2/ 2,751
401	Lumber and timber of Northern pine, Norway pine, and Western white spruce	1913 Act 1922 Act 1930 Act 1932 Rev. Act 1936 T.A. New T.A.	Free Free \$1 M ft. \$3 M ft. 3/ 50¢ M ft. \$1.50 M ft. 3/ 50¢ M ft. 5/	1935 1936 1937 1938	4/ 2,057 4/ 2,306 4/ 2,318 4/ 1,655	4/ 2,130 4/ 2,415 4/ 2,465 4/ 1,748
401	Lumber and timber of spruce, pine, hemlock, and fir of species not specified above; also larch	1913 Act 1922 Act 1930 Act 1932 Rev. Act 1936 T.A. New T.A.	Free Free \$1 M ft. \$3 M ft. 3/ 50¢ M ft. \$1.50 M ft. 3/ 50¢ M ft. \$1.50 M ft. 3/	1935 1936 1937 1938	6/ 3,573 6/ 5,909 6/ 6,744 6/ 4,522	6/ 4,685 6/ 7,147 6/ 8,070 6/ 4,624
1803 (1)	Lumber and timber of soft- wood species not listed above; also hardwoods, except cabinet woods 7/	1913 Act 1922 Act 1930 Act 1932 Rev. Act 1936 T.A. New T.A.	Free Free Free \$3 M ft. Bound free \$1.50 M ft. Bound free \$1.50 M ft.	1935 1936 1937 1938	1,631 3,042 4,442 3,178	1,746 3,059 4,503 3,190
402	Flooring of maple (except Japanese maple), birch, and beech	1913 Act 1922 Act 1930 Act 1936 T.A. New T.A.	Free Free 8% 4% 4%	1935 1936 1937 1938	24 24 84 7	24 24 84 7

NOTE: All 1938 figures preliminary.

1/ Subject to tariff quota under the 1936 agreement.

2/ Includes small amounts of fir and hemlock other than Douglas fir and Western hemlock.

3/ Revenue Act tax applies in addition to tariff duty.

4/ Includes small amounts of pine other than Northern pine and Norway pine. Imports of Western white spruce not separately reported.

5/ These species exempted from tax by Congress in 1938.

6/ Includes Western white spruce but does not include any pine, hemlock or fir; excludes negligible quantities of clapboards in 1936. Practically all imports of these species fall under the subspecies in two preceding items.

7/ Balsa and teak are specifically excluded in the new agreement. Other hardwoods specifically excluded in new agreement which were not excluded in old agreement are: Cedar, commercially known as Spanish cedar, lignum-vitae, lancewood, ebony, box, granadillo, mahogany, rosewood, satinwood, Japanese white oak, and Japanese maple.

Second Trade Agreement with Canada

Table 27. - Concessions made by the United States in the new agreement - continued

Para- graph No.	Description of article	Tariff Act, Proclamation, or Trade Agreement	Rate of duty	Imports from -		
				Year	Canada	All countries
	Reduced duties not subject to quotas (Continued)				<u>\$1,000</u>	<u>\$1,000</u>
	A. Previous reductions unchanged - Contd.					
412	Ice-hockey sticks of wood	1913 Act 1922 Act 1930 Act 1936 T.A. New T.A.	15% 33-1/3% 33-1/3% 20% 20%	1935 1936 1937 1938	Est. 12 15 10 13	Est. 13 15 11 13
1402	Pulpboard in rolls for wallboard, not processed, not specially provided for	1913 Act 1922 Act 1930 Act 1936 T.A. New T.A.	5% 5% 10% 5% 5%	1935 1936 1937 1938	288 417 489 290	288 417 489 290
1413	Pulpboard in rolls for wallboard, processed	1913 Act 1922 Act 1930 Act 1/1935 T.A. 1936 T.A. New T.A.	5% or 25% 5% 30% \$14.50 sh. ton 15% 15%	1935 1936 1937 1938	Est.106 16 3 95	Est.106 16 3 95
	B. New reductions					
406	Hubs for wheels, heading and stove bolts, last and other blocks, etc., rough- shaped, sawed, or bored	1913 Act 1922 Act 1930 Act New T.A.	Free 10% 10% 5%	1935 1936 1937 1938	89 75 72 31	91 76 76 34
1558	Evergreen Christmas trees	1913 Act 1922 Act 1930 Act New T.A.	10% 10% 10% 5%	1935 1936 1937 1938	364 378 534 416	364 378 559 438
407	Casks, barrels, and hogs- heads of wood, not specially provided for, not includ- ing beer barrels or beer kegs	1913 Act 1922 Act 1930 Act New T.A.	15% 15% 15% 7 1/2%	1935 1936 1937 1938	18 11 4 4	31 17 7 6
405	Veneers of birch and maple	1913 Act 1922 Act 1930 Act New T.A.	15% 20% 20% 10%	1935 1936 1937 1938	2/ 2/ 2/ 2/	2/ 2/ 2/ 2/
412	Paint-brush handles of wood	1913 Act 1922 Act 1926 Proc. 1930 Act New T.A.	15% 33-1/3% 16-2/3% 33-1/3% 20%	1935 1936 1937 1938	3 21 12 20	3 22 12 21

NOTE: All 1938 figures preliminary.

1/ Trade agreement with Sweden; the rate carried a minimum of 15% and a maximum of 30%.

2/ Not separately classified; total value of all veneers from Canada, which are mainly birch and maple, was \$16,707 in 1936 and \$37,839 in 1937.

Table 27. - Concessions made by the United States in the new agreement - continued.

Group 4. Wood and Paper

Para-graph No.	Description of article	Tariff Act, Proclamation, or Trade Agreement	Rate of duty	Imports from -		
				Year	Canada	All countries
	Reduced duties not subject to quota - Continued <u>B. New reductions - Contd.</u>				<u>\$1,000</u>	<u>\$1,000</u>
412	Broom handles and mop handles, advanced, not less than 3/4 inch in diameter and not less than 38 inches in length; tennis racket frames, valued at \$1.75 or more each; toboggans; baby carriages; wheelbarrows; canoes and canoe paddles; all the foregoing, not specially provided for, wholly or in chief value of wood	1913 Act 1922 Act 1930 Act New T.A.	15% 33-1/3% 33-1/3% 20%	1935 1936 1937 1938	1/ 1/ 1/ 1/	1/ 1/ 1/ 1/
1401	Uncoated book and printing paper, not specially provided for	1913 Act 1922 Act 1930 Act New T.A.	12% 2/ 4¢ lb.+10% 4¢ lb.+10% 1/5¢ lb.+ 5%	1935 1936 1937 1938	159 339 514 359	246 455 715 533
1404	Tissue and all similar paper, not specially provided for, valued not over 15¢ per lb.: Weighing not over 6 lbs. to the ream	1913 Act 1922 Act 1930 Act New T.A.	30% 6¢ lb. + 15% 6¢ lb. + 20% 3¢ lb. + 10%	1935 1936 1937 1938	n.a. n.a. n.a. n.a.	n.a. n.a. n.a. n.a.
	Weighing over 6 lbs. and not over 10 lb. to the ream	1913 Act 1922 Act 1930 Act New T.A.	30% 5¢ lb. + 15% 5¢ lb. + 15% 2 1/2¢ lb. + 7 1/2%	1935 1936 1937 1938	n.a. n.a. n.a. n.a.	n.a. n.a. n.a. n.a.
1404	Crepe paper, valued at not more than 12 1/2¢ per lb.	1913 Act 1922 Act 1930 Act New T.A.	30% 6¢ lb.+ 15% 6¢ lb. + 15% 3¢ lb.+ 7 1/2%	1935 1936 1937 1938	n.a. n.a. n.a. n.a.	n.a. n.a. n.a. n.a.
1409	Hanging paper, not printed, lithographed, dyed, or colored	1913 Act 1922 Act 1930 Act New T.A.	25% 10% 10% 7 1/2%	1935 1936 1937 1938	- 107 139 4	3/ 108 139 4

NOTE: All 1938 figures preliminary.

1/ Not separately classified; total value of all miscellaneous wood manufactures from Canada was \$79,448 in 1936 and \$89,842 in 1937.

2/ If valued above 2 1/2¢ per lb.; the value bracket was subsequently made 5 cents, 8 cents, and 5 cents.

3/ Less than \$500.

Second Trade Agreement with Canada

Table 27. - Concessions made by the United States in the new agreement - continued

Para- graph No.	Description of article	Tariff Act, Proclamation, or Trade Agreement	Rate of duty	Imports from -		
				Year	Canada	All countries
					<u>\$1,000</u>	<u>\$1,000</u>
1760	Free entry bound, right reserved to impose duty or tax on imports in excess of quota (see table 28): Red cedar shingles	1913 Act 1922 Act 1930 Act New T.A.	Free Free Free Free	1935 1936 1937 1938	Est. 6,670 5,745 5,567 4,819	Est. 6,670 5,745 5,567 4,819
	Free entry bound without reservations: <u>Previous bindings re-bound</u>					
1803 (1)	Timber, hewn, squared or sided, not sawn, not elsewhere specified, and round timber, not elsewhere specified	1913 Act 1922 Act 1930 Act 1936 T.A. New T.A.	Free Free Free Free Free	1935 1936 1937 1938	31 62 49 49	49 115 79 65
1803 (2)	Logs, round timber, firewood, handle bolts, shingle bolts, and laths; all the foregoing, not cabinet woods, or balsa, and not specially provided for	1913 Act 1922 Act 1930 Act 1936 T.A. New T.A.	Free Free ^{1/} Free Free Free	1935 1936 1937 1938	2,129 2,044 2,953 2,271	2,188 2,125 3,072 2,348
1803 (2)	Pulpwood	1913 Act 1922 Act 1930 Act 1936 T.A. New T.A.	Free Free Free Free Free	1935 1936 1937 1938	7,761 9,482 12,393 11,038	7,761 9,482 12,393 11,038
1804	Posts, ties, and poles of wood	1913 Act 1922 Act 1930 Act 1936 T.A. New T.A.	Free ^{2/} or 10% 10% ^{2/} or free Free Free Free	1935 1936 1937 1938	813 1,127 1,683 1,421	834 1,141 1,708 1,437
1805	Pickets, palings, hoops, and staves of wood	1913 Act 1922 Act 1930 Act 1936 T.A. New T.A.	Free or 15% ^{3/} Free Free Free Free	1935 1936 1937 1938	160 81 346 242	188 105 385 254
1760	Shingles of wood, other than red cedar shingles	1913 Act 1922 Act 1930 Act 1936 T.A. New T.A.	Free Free Free Free Free	1935 1936 1937 1938	Est. 741 313 236 210	Est. 741 313 236 210

NOTE: All 1938 figures preliminary.

^{1/} Logs of fir, spruce, cedar or Western hemlock, \$1 per M bd. ft.^{2/} Fence posts.^{3/} Hoops.

Table 27. - Concessions made by the United States in the new agreement - continued

Group 4. Wood and paper

Para- graph No.	Description of article	Tariff Act, Proclamation, or Trade Agreement	Rate of duty	Imports from -		
				Year	Canada	All countries
	Free entry bound without reservation: Continued <u>Previous bindings re-bound</u> - Continued				<u>\$1,000</u>	<u>\$1,000</u>
1716	Wood pulp: Mechanically ground, unbleached or bleached	1913 Act	Free	1935	2,360	3,277
		1922 Act	Free	1936	3,030	4,051
		1930 Act	Free	1937	3,324	4,342
		1936 T.A.	Free	1938	2,750	3,600
		New T.A.	Free			
	Bleached sulphite	1913 Act	Free	1935	12,532	21,934
		1922 Act	Free	1936	15,295	25,825
		1930 Act	Free	1937	17,733	29,443
		1936 T.A.	Free	1938	11,064	20,103
		New T.A.	Free			
	Unbleached sulphite	1913 Act	Free	1935	2,552	24,026
		1922 Act	Free	1936	2,911	26,779
		1930 Act	Free	1937	5,331	34,663
		^{1/} 1935 T.A.	Free	1938	3,285	26,883
		New T.A.	Free			
Sulphate, unbleached and bleached	1913 Act	Free	1935	4,897	21,087	
	1922 Act	Free	1936	5,397	25,616	
	1930 Act	Free	1937	6,108	29,284	
	^{1/} 1935 T.A.	Free	1938	4,563	21,727	
	New T.A.	Free				
Soda, unbleached and bleached	1913 Act	Free	1935	410	410	
	1922 Act	Free	1936	566	566	
	1930 Act	Free	1937	536	536	
	1936 T.A.	Free	1938	464	464	
	New T.A.	Free				
1772 Standard newsprint paper	1913 Act	Free or 12% ^{2/}	1935	72,160	82,265	
	1922 Act	Free	1936	86,499	96,719	
	1930 Act	Free	1937	109,505	122,529	
	1936 T.A.	Free	1938	89,236	101,456	
	New T.A.	Free				

NOTE: All 1938 figures preliminary.

^{1/} Trade agreement with Sweden.

^{2/} Free if valued not over 2½ cents per pound; 12 percent ad valorem if valued over 2½ cents per pound; subsequently value bracket was changed to 5 cents, 8 cents, then 5 cents.

Table 27. - Concessions made by the United States in the new agreement - continued

Group 5. Nonmetallic Minerals

Para- graph No.	Description of article	Tariff Act, Proclamation, or Trade Agreement	Rate of duty	Imports from -		
				Year	Canada	All countries
					<u>\$1,000</u>	<u>\$1,000</u>
	Reduced duties subject to quota (see table 28); <u>Appearing for first time in new agreement</u>					
214	Nephaline syenite, ground ^{1/}	1930 Act New T.A.	30% 15%	1937 1938	<u>2/</u> <u>2/</u>	<u>2/</u> <u>2/</u>
	Reduced duties not subject to quota: <u>A. Previous reductions unchanged</u>					
203	Limestone, not suitable for use as monumental or building stone, crude	1913 Act 1922 Act 1930 Act 1936 T.A. New T.A.	Free 5¢ 100 lbs. 5¢ 100 lbs. 2½¢ 100 lbs. 2½¢ 100 lbs.	1935 1936 1937 1938	1 6 4 15	1 6 4 15
	<u>B. Previous reductions further reduced</u>					
203	Line, hydrated ^{2/}	1913 Act 1922 Act 1930 Act 1936 T.A. New T.A.	5% 12¢ 100 lbs. 12¢ 100 lbs. 8¢ 100 lbs. 6¢ 100 lbs.	1935 1936 1937 1938	9 10 12 8	10 12 14 10
203	Line, not specially provided for ^{3/}	1913 Act 1922 Act 1930 Act 1936 T.A. New T.A.	5% 10¢ 100 lbs. 10¢ 100 lbs. 7¢ 100 lbs. 5¢ 100 lbs.	1935 1936 1937 1938	35 74 76 55	36 75 77 56
207	Crude feldspar	1913 Act 1922 Act 1930 Act 1932 Proc. 1936 T.A. New T.A.	Free Free \$1 ton 50¢ ton 35¢ ton 25¢ ton	1935 1936 1937 1938	56 67 92 56	56 68 92 56
201 (a)	Fire brick, not specially provided for	1913 Act 1922 Act 1930 Act 1936 T.A. New T.A.	10% or 15% 25% 25% 15% 12½%	1935 1936 1937 1938	13 28 30 37	17 34 38 41
214	Dead-burned refractory material containing 15% or more of lime and consisting chiefly of magnesia and lime ^{4/}	1913 Act 1922 Act 1930 Act 1936 T.A. New T.A.	Free 30% 30% 27½% 20%	1935 1936 1937 1938	189 349 231 67	190 350 231 67

NOTE: All 1938 figures preliminary.

^{1/} Not an article of commerce before 1930.^{2/} Not separately classified; imports first began in 1937 and were small in that year, larger in 1938.^{3/} Specific rates include weight of container.^{4/} Statistics and 1936 concession cover material containing 6% or more of lime; statistics for 1935 apply to "dead-burned dolomite."

Table 27. - Concessions made by the United States in the new agreement - continued

Group 5. Nonmetallic Minerals						
Para- graph No.	Description of article	Tariff Act, Proclamation, or Trade Agreement	Rate of duty	Imports from -		
				Year	Canada	All countries
					<u>\$1,000</u>	<u>\$1,000</u>
	Reduced duties not subject to quota - Continued <u>B. Previous reductions further reduced - Cont.</u>					
209	Talc, steatite or soapstone ground, etc. (except toilet preparations), valued at not more than \$14 per ton <u>1/</u>	1913 Act 1922 Act 1930 Act 1936 T.A. New T.A.	15% 25% 35% 25% 17½%	1935 1936 1937 1938	Est. 60 62 52 51	Est. 95 101 102 84
	<u>C. New reductions</u>					
205 (d)	Cement, not specially provided for	1913 Act 1922 Act 1930 Act New T.A.	10% 20% 20% 10%	1935 1936 1937 1938	48 89 51 9	53 95 57 13
214	Ground feldspar	1913 Act 1922 Act 1930 Act New T.A.	20% 30% 30% 15%	1935 1936 1937 1938	- <u>2/</u> - -	<u>2/</u> 1 - -
207	Bentonites: Unwrought and unmanufac- tured	1913 Act 1922 Act 1930 Act New T.A.	50¢ ton \$1 ton \$1.50 ton 75¢ ton	1935 1936 1937 1938	- - - -	- - - Insig.
	Wrought or manufactured	1913 Act 1922 Act 1930 Act New T.A.	\$1 ton \$2 ton \$3.25 ton \$1.62½ ton	1935 1936 1937 1938	- <u>2/</u> <u>2/</u> -	- <u>2/</u> <u>2/</u> <u>2/</u>
201 (b)	Brick, not specially pro- vided for, not glazed, enameled, etc.	1913 Act 1922 Act 1930 Act New T.A.	10% Free <u>3/</u> \$1.25 per M \$1 per M	1935 1936 1937 1938	4 9 10 10	5 13 15 14
214	Stone, not specially pro- vided for, ground or crushed, except Cornwall stone and marble chip (granito) <u>4/</u>	1913 Act 1922 Act 1930 Act New T.A.	Free or 20% 30% 30% 15%	1935 1936 1937 1938	n.s.a. 1 1 1	n.s.a. 1 7 2
208 (g)	Phlogopite mica waste and scrap valued at not more than 5¢ per lb. <u>5/</u>	1913 Act 1922 Act 1930 Act New T.A.	10% 10% 25% 15%	1935 1936 1937 1938	6 12 12 5	19 23 36 29

NOTE: All 1938 figures preliminary.

1/ Statistics cover talc, etc., valued not more than \$12.50 per ton, as in 1936 agreement.2/ Less than \$500. 3/ Subject to conditional duty.4/ Statistics cover crushed or ground stone, n.s.p.f. imported from all countries except Italy, France, and Belgium, imports from which have been principally marble chip (granito).5/ Statistics include muscovite mica waste and scrap.

Second Trade Agreement with Canada

Table 27. - Concessions made by the United States in the new agreement - continued

Para- graph No.	Description of article	Tariff Act, Proclamation, or Trade Agreement	Rate of duty	Imports from -		
				Year	Canada	All countries
					<u>\$1,000</u>	<u>\$1,000</u>
	Reduced duties not subject to quota - Continued					
	<u>C. New reductions - Cont.</u>					
208 (f)	Untrimmed phlogopite mica in small pieces	1913 Act 1922 Act 1930 Act New T.A.	4¢ lb. or 25% 4¢ lb. or 25% 15% 10%	1935 1936 1937 1938	3 3 9 Insig.	3 3 9 Insig.
208 (h)	Mica, ground or pulverised	1913 Act 1922 Act 1930 Act New T.A.	15% 20% 20% 15%	1935 1936 1937 1938	- 2 1 3	- 2 1 3
81	Salts					
	In bags, sacks, barrels, or other packages	1913 Act 1922 Act 1930 Act New T.A.	Free 11¢ 100 lbs. 11¢ 100 lbs. 7¢ 100 lbs.	1935 1936 1937 1938	6 6 3 2	16 12 8 8
	In bulk 1/	1913 Act 1922 Act 1930 Act New T.A.	Free 7¢ 100 lbs. 7¢ 100 lbs. 4¢ 100 lbs.	1935 1936 1937 1938	10 9 12 15	39 56 80 46
	Free entry bound, right reserved to impose duty or tax on imports in excess of quota (see table 28):					
1719	Nepheline syenite, crude 2/	1930 Act New T.A.	Free Free	1937 1938	3/ 3/	3/ 3/
	Free entry bound without reservations:					
	<u>A. Previous bindings re-bound</u>					
1743	Plaster rock (including anhydrite) and gypsum, crude	1913 Act 1922 Act 1930 Act 1936 T.A. New T.A.	10% Free Free Free Free	1935 1936 1937 1938	425 613 797 724	463 657 855 772
1672	Crude artificial abrasives, not specially provided for	1913 Act 1922 Act 1930 Act 1936 T.A. New T.A.	Free Free Free Free Free	1935 1936 1937 1938	2,959 4,041 5,230 2,711	3,042 4,119 5,311 2,729
1616	Asbestos, unmanufactured	1913 Act 1922 Act 1930 Act 1936 T.A. New T.A.	Free Free Free Free Free	1935 1936 1937 1938	4,486 6,391 8,316 5,067	5,125 7,525 10,470 6,161

NOTE: All 1938 figures preliminary.

1/ Statistics exclude salt used in curing fish, which is free of duty.

2/ Not an article of commerce until 1930.

3/ Not separately classified; imports first began in 1937 and were small in that year, larger in 1938.

Table 27. - Concessions made by the United States in the new agreement - continued

Group 5. Nonmetallic Minerals						
Para- graph No.	Description of article	Tariff Act, Proclamation, or Trade Agreement	Rate of duty	Imports from -		
				Year	Canada	All countries
					<u>\$1,000</u>	<u>\$1,000</u>
	Free entry bound without reservation: <u>B. New bindings</u>					
1719	Lignite, crude, not specially provided for	1913 Act 1922 Act 1930 Act New T.A.	Free Free Free Free	1935 1936 1937 1938	7 10 10 6	7 10 10 6
1775	Stone and sand: Burrstone in blocks, rough or un- manufactured; quartzite; traprock, rottenstone, tripoli, and sand, crude or manufactured; silica; cliffstone, freestone, granite, and sandstone, unmanufactured, not suit- able for use as monumental, paving, or building stone, all the foregoing not specially provided for	1913 Act 1922 Act 1930 Act New T.A.	Free 20% 1/ Free \$7.50 ton 2/ Free Free	1935 1936 1937 1938	129 145 360 343	185 173 419 402
1719	Gravel, crude, not specially provided for	1913 Act 1922 Act 1930 Act New T.A.	Free Free Free Free	1935 1936 1937 1938	16 38 36 23	16 38 36 23
1719	Natural gas, not specially provided for	1913 Act 1922 Act 1930 Act New T.A.	Free Free Free Free	1935 1936 1937 1938	5 5 12 21	5 5 12 21

NOTE: All 1938 figures preliminary.

1/ Crushed quartzite and traprock.

2/ Silica suitable for use as a pigment, not specially provided for.

Table 27. - Concessions made by the United States in the new agreement - continued

Para- graph No.	Description of article	Tariff Act, Proclamation, or Trade Agreement	Rate of duty	Imports from -		
				Year	Canada	All countries
	Reduced duties not subject to quotas: <u>A. Previous reductions exchanged</u>				\$1,000	\$1,000
327	Cast-iron fittings for cast-iron pipe	1913 Act 1922 Act 1930 Act 1936 T.A. 1/ New T.A.	10% 20% 25% 15% 15%	1935 1936 1937 1938	1 29 83 2/	2 32 84 1
302 (d)	Ferromanganese, containing not less than 4% carbon	1913 Act 1922 Act 1930 Act 1936 T.A. New T.A.	Free 1-7/8¢ 3/ 1-7/8¢ 3/ 1¢ 3/4 1¢ 3/4	1935 1936 1937 1938	n.a. - 427 -	n.a. 1,218 1,221 1,149
302 (k)	Ferrochrome or ferro- chromium, containing 3% or more carbon	1913 Act 1922 Act 1930 Act 1935 T.A. 6/ New T.A.	15% 3¢ 5/ 2¢ 5/ 1¢ 5/ 1¢ 5/	1935 1936 1937 1938	6 1 18 Insig.	6 1 19 Insig.
302 (a)	Ferrotitanium, ferro- vanadium, ferrouanium	1913 Act 1922 Act 1930 Act 1936 T.A. New T.A.	15% 25% 25% 15% 15%	1935 1936 1937 1938	- - - -	1 2/ 1 2/
	<u>B. Previous reduction further reduced</u>					
302 (i)	Ferrosilicon, containing 8%, but less than 30% silicon	1913 Act 1922 Act 1930 Act 1936 T.A. New T.A.	15% 2¢ 7/ 2¢ 7/ 1¢ 7/ 1¢ 7/	1935 1936 1937 1938	n.a. 52 287 134	n.a. 52 287 134
	<u>C. New reductions</u>					
304	Hollow bars and hollow drill steel, valued at 8 to 12 cents per pound	1913 Act 1922 Act 1930 Act New T.A.	8 or 15% 2 1/4 lb. 3 1/4 lb. 20% Min. 1-5/8 lb.	1935 1936 1937 1938	2/ 2/ 2/ 2/	1 2 4 7

NOTE: All 1938 figures preliminary.

1/ Trade agreement with France.

2/ Less than \$500.

3/ Per pound of manganese content. 4/ Duty equal to 1 1/2 times the duty on manganese in ore plus 3/8 cent; at present rate of 1/2 cent per pound on manganese in ore, this amounts to 1 cent.

5/ Per pound of chromium content.

6/ Trade agreement with Sweden.

7/ Per pound of silicon content.

Table 27. - Concessions made by the United States in the new agreement - continued

Group 6. Metals and Manufactures (except Machinery and Vehicles)

Para-graph No.	Description of article	Tariff Act, Proclamation, or Trade Agreement	Rate of duty	Imports from -		
				Year	Canada	All countries
	Reduced duties not subject to quota - Continued <u>C. New reductions - Cont.</u>				<u>\$1,000</u>	<u>\$1,000</u>
318	Woven-wire cloths: Gauze, fabric, or screen made of wire of steel, brass, copper, bronze, or other metal or alloy, not specially provided for: With meshes not finer than 30 wires to the lineal inch in warp or filling	1913 Act	15 or 20%	1935	11	15
		1922 Act	25%	1936	9	26
		1930 Act	25%	1937	15	32
		New T.A.	1¢ sq.ft. Min. 12½% Max. 25%	1938	11	26
	With meshes finer than 30 and not finer than 90 wires to the lineal inch in warp or filling	1913 Act	15 or 20%	1935	5	18
		1922 Act	35%	1936	6	18
		1930 Act	40%	1937	8	24
		New T.A.	5¢ sq.ft. Min. 20% Max. 40%	1938	7	15
327	Cast-iron andirons, plates, stove plates, sadirons, tailors' irons, hatters' irons, but not including electric irons, and castings and vessels wholly of cast iron, including all castings of iron or cast-iron plates which have been advanced in condition by processes subsequent to casting but not made into articles or parts	1913 Act	10%	1935	2	24
		1922 Act	20%	1936	17	29
		1930 Act	20%	1937	99	113
		New T.A.	10%	1938	6	10
323	Axles and parts thereof, axle bars, axle blanks, and forgings for axles, of iron or steel, not specially provided for, valued at not more than 6¢ per pound	1913 Act	10%	1935	2	3
		1922 Act	6/10¢ lb.	1936	3	4
		1930 Act	6/10¢ lb.	1937	2	3
		New T.A.	3/10¢ lb.	1938	2	4
329	Chains of iron or steel - Less than 3/4 and not less than 3/8 inch in diameter	1913 Act	20%	1935	1/	4
		1922 Act	1-1/8¢ lb.	1936	30	35
		1930 Act	1-1/8¢ lb.	1937	14	19
		New T.A.	3/4¢ lb.	1938	1/	4
	Less than 3/8 and not less than 5/16 inch in diameter	1913 Act	20%	1935	1/	1
		1922 Act	2-1/8¢ lb.	1936	5	6
		1930 Act	2-1/8¢ lb.	1937	1/	2
		New T.A.	1½¢ lb.	1938	1/	1

NOTE: All 1938 figures preliminary.
1/ Less than \$500.

Second Trade Agreement with Canada

Table 27. - Concessions made by the United States in the new agreement - continued

Para- graph No.	Description of article	Tariff Act, Proclamation, or Trade Agreement	Rate of duty	Imports from -		
				Year	Canada	All countries
	Reduced duties not subject to quota - Continued <u>C. New reductions - Cont.</u>				<u>\$1,000</u>	<u>\$1,000</u>
302(1)	Boron carbide	1913 Act 1922 Act 1930 Act New T.A.	Free Free 25% 12½%	1935 1936 1937 1938	10 1 8 3	10 2 8 3
374	Aluminum, aluminum scrap, and alloys, crude	1913 Act 1922 Act 1930 Act New T.A.	2¢ lb. 5¢ lb. 4¢ lb. 3¢ lb.	1935 1936 1937 1938	958 589 4,076 381	3,646 4,073 6,770 2,428
389	Nickel and alloys in pigs or ingots, shot, cubes, grains, cathodes, etc.	1913 Act 1922 Act 1930 Act New T.A.	10% 3¢ lb. 3¢ lb. 2½¢ lb.	1935 1936 1937 1938	14,432 19,809 19,768 10,733	14,877 20,259 20,299 11,001
393	Zinc-bearing ores, except pyrites containing not more than 3 percent zinc 2/	1913 Act 1922 Act 1930 Act New T.A.	10% Various 1½¢ 3/ 1-1/5¢ 3/	1935 1936 1937 1938	1/ 2 1/ -	363 38 177 393
394	Zinc in blocks, pigs, or slabs, and zinc dust 2/	1913 Act 1922 Act 1930 Act New T.A.	15% 1-3/4¢ lb. 1-3/4¢ lb. 1-2/5¢ lb.	1935 1936 1937 1938	22 94 735 161	273 774 3,859 485
378	Cadmium	1913 Act 1922 Act 1930 Act New T.A.	Free 15¢ lb. 15¢ lb. 7½¢ lb.	1935 1936 1937 1938	11 173 354 -	57 412 1,075 31
301	Duty bound at 1935 rates: Spiegeleisen containing more than 1% of carbon	1913 Act 1922 Act 1930 Act New T.A.	Free 75¢ ton 75¢ ton 75¢ ton	1935 1936 1937 1938	879 1,277 551 608	915 1,405 590 625

NOTE: All 1938 figures preliminary.

1/ Less than \$500.

2/ Statistics include small quantities admitted free of duty for smelting, refining, and export.

3/ Per pound of zinc content.

Table 27. - Concessions made by the United States in the new agreement - continued

Group 6. Metals and Manufactures (except Machinery and Vehicles)

Para- graph No.	Description of article	Tariff Act, Proclamation, or Trade Agreement	Rate of duty	Imports from -		
				Year	Canada	All countries
					<u>\$1,000</u>	<u>\$1,000</u>
	Free entry bound without reservation: <u>A. Previous bindings re-bound</u>					
1734	Nickel ore, matte, and oxide	1913 Act	Free	1935	2,251	2,251
			10% <u>1/</u>	1936	3,526	3,526
		1922 Act	Free	1937	3,644	3,644
			1¢ lb. <u>1/</u>	1938	2,047	2,047
		1930 Act 1936 T.A. New T.A.	Free Free Free			
1652	Cobalt and cobalt ore	1913 Act	Free	1935	44	677
		1922 Act	Free	1936	76	1,093
		1930 Act	Free	1937	57	1,386
		1936 T.A. New T.A.	Free Free	1938	150	1,179
	<u>B. New binding</u>					
1758	Selenium and selenium salts	1913 Act	Free	1935	262	322
		1922 Act	Free	1936	211	216
		1930 Act	Free	1937	161	161
		New T.A.	Free	1938	146	164

NOTE: All 1938 figures preliminary.
1/ Nickel oxide.

Table 27. - Concessions made by the United States in the new agreement - continued

Para- graph No.	Description of article	Tariff Act, Proclamation, or Trade Agreement	Rate of duty	Imports from -		
				Year	Canada	All countries
					<u>\$1,000</u>	<u>\$1,000</u>
	Reduced duties not subject to quotas:					
	<u>A. Previous reduction further reduced</u>					
353	Electrical cooking stoves and ranges, and parts, not specially provided for	1913 Act 1922 Act 1930 Act 1936 T.A. New T.A.	20% 40% or 50% 35% 25% 17½%	1935 1936 1937 1938	n.a. 1/1 1/1 2	n.a. 1/1 1/1 2
	<u>B. New reductions</u>					
353	Electrical washing machines and parts, not specially provided for	1913 Act 1922 Act 1930 Act New T.A.	20% 30% 35% 17½%	1935 1936 1937 1938	n.a. n.a. n.a. n.a.	n.a. n.a. n.a. n.a.
370	Motor boats, valued at not more than \$15,000 each 2/	1913 Act 1922 Act 1930 Act New T.A.	2/ 30% 30% 15%	1935 1936 1937 1938	13 13 16 18	24 50 101 140
412	Carriages, drays, trucks, and other horse-drawn vehicles, and parts thereof, not specially provided for, wholly or in chief value of wood	1913 Act 1922 Act 1930 Act New T.A.	15% 33-1/3% 33-1/3% 20%	1935 1936 1937 1938	2 8 5 7	4 12 24 25
	Free entry bound without reservations:					
	<u>A. Previous bindings, re-bound</u>					
1604	Agricultural implements: Flows, tooth or disk harrows, headers, har- vesters, reapers, combina- tion harvesting and thrash- ing machines, agricultural drills, and planters, mowers, horserakes, and cultivators, whether in whole or in part, including repair parts	1913 Act 1922 Act 1930 Act 1936 T.A. New T.A.	Free Free Free Free Free	1935 1936 1937 1938	665 1,299 2,433 1,941	672 1,387 2,660 2,123
	<u>B. New binding</u>					
1604	Agricultural implements: Thrashing machines, wagons and carts, cream separators valued at not more than \$50 each, and all other agri- cultural implements (except tractors), not specially provided for, whether in whole or in parts, includ- ing repair parts	1913 Act 1922 Act 1930 Act 1936 T.A. 4/ New T.A.	Free Free Free Free Free	1935 1936 1937 1938	1,838 719 1,059 380	2,554 1,520 1,959 1,054

NOTE: All 1938 figures preliminary. 1/ Less than \$500.

2/ Dutiable according to component material of chief value.

3/ Statistics cover "Pleasure boats, sail, steam, or motor propelled" (all values).

4/ Cream separators valued not over \$50 each, and parts, bound free in agreement with Finland.

Table 27. - Concessions made by the United States in the new agreement - continued

Group 8. Chemicals and Related Products

Para-graph No.	Description of article	Tariff Act, Proclamation, or Trade Agreement	Rate of duty	Imports from -		
				Year	Canada	All countries
					<u>\$1,000</u>	<u>\$1,000</u>
	Reduced duties not subject to quotas:					
	<u>A. Previous reductions unchanged</u>					
2	Vinyl acetate and synthetic resins made in chief value therefrom, not specially provided for 1/	1922 Act 1930 Act 1936 T.A. New T.A.	25% 6¢ lb.+ 30% 3¢ lb.+ 15% 3¢ lb.+ 15%	1935 1936 1937 1938	150 203 240 115	150 205 240 115
11	Synthetic resins made in chief value from vinyl acetate, not specially provided for 1/	1922 Act 1930 Act 1936 T.A. New T.A.	25% 4¢ lb.+ 30% 3¢ lb.+ 15% 3¢ lb.+ 15%	1935 1936 1937 1938	n.a. 2/ 2/ 1	n.a. 2/ 2/ 1
29	Cobalt oxide	1913 Act 1922 Act 1930 Act 1936 T.A. New T.A.	10¢ lb. 20¢ lb. 20¢ lb. 10¢ lb. 10¢ lb.	1935 1936 1937 1938	- - 125 -	503 886 1,059 499
	<u>B. Previous reductions further reduced</u>					
1	Acetic acid containing by weight of acetic acid more than 65 percent	1913 Act 1922 Act 1930 Act 1936 T.A. New T.A.	Free 2¢ lb. 2¢ lb. 1 1/4¢ lb. 1¢ lb.	1935 1936 1937 1938	2,071 1,518 1,692 338	2,071 1,518 1,692 338
71	Black pigments, dry or ground in or mixed with oil or water, not specially provided for: Acetylene black	1913 Act 1922 Act 1930 Act 1936 T.A. New T.A.	15% 20% 20% 15% 10%	1935 1936 1937 1938	3/ 69 120 137 128	3/ 69 120 140 128
	<u>C. New reductions</u>					
1	Acetic acid containing by weight of acetic acid not more than 65 percent	1913 Act 1922 Act 1930 Act New T.A.	Free 3/4¢ lb. 1-3/8¢ lb. 3/4¢ lb.	1935 1936 1937 1938	8 - 4 -	9 2/ 4 2/
16	Calcium acetate, crude	1913 Act 1922 Act 1930 Act New T.A.	Free Free 4/ 1¢ lb. 1/2¢ lb.	1935 1936 1937 1938	- - - -	- - - -
71	Black pigments, dry or ground in or mixed with oil or water, not specially provided for: Gas black, including carbon black	1913 Act 1922 Act 1930 Act New T.A.	15% 20% 20% 10%	1935 1936 1937 1938	5/ Insig. " "	5/ Insig. " "

NOTE: All 1938 figures preliminary.

2/ Less than \$500.

3/ Classified as "gas black or carbon black" but probably predominantly acetylene black.

4/ Subject to conditional duty.

5/ Included with statistics shown for acetylene black.

Second Trade Agreement with Canada

Table 27. - Concessions made by the United States in the new agreement - continued

Group 8. Chemicals and Related Products

Para- graph No.	Description of article	Tariff Act, Proclamation, or Trade Agreement.	Rate of duty	Imports from -		
				Year	Canada	All countries
	Free entry bound without reservations:				<u>\$1,000</u>	<u>\$1,000</u>
	<u>A. Previous bindings</u>					
	<u>re-bound</u>					
1601	Sulphuric acid or oil of vitriol	1913 Act 1922 Act 1930 Act 1936 T.A. New T.A.	Free Free Free Free Free	1935 1936 1937 1938	13 12 16 13	15 13 17 19
1667	Sodium cyanide	1913 Act 1922 Act 1930 Act 1936 T.A. New T.A.	Free Free Free Free Free	1935 1936 1937 1938	1,354 1,508 2,111 1,538	2,930 2,901 3,762 2,404
1641	Calcium: Cyanamid or lime nitrogen	1913 Act 1922 Act 1930 Act 1936 T.A. New T.A.	Free Free Free Free Free	1935 1936 1937 1938	2,359 2,622 3,030 2,994	2,359 2,622 3,041 2,996
	<u>B. New bindings</u>					
1651	Coal-tar products: Benzene, toluene, xylene, crude coal tar, crude blast- furnace tar, crude oil-gas tar, crude water-gas tar, and all other distillates of crude coal tar, not specially provided for, which on being subjected to distillation yield in the portion distilling below 190 degrees centi- grade a quantity of tar acids less than 5% of the original distillate	1913 Act 1922 Act 1930 Act New T.A.	Free or 5% Free Free Free	1935 1936 1937 1938	238 524 554 514	559 1,273 1,828 1,216
1749	Radium and radium salts	1913 Act 1922 Act 1930 Act New T.A.	Free Free Free Free	1935 1936 1937 1938	35 169 36 52	526 700 378 787

NOTE: All 1938 figures preliminary.

Table 27. - Concessions made by the United States in the new agreement - continued

Group 9. Miscellaneous

Para- graph No.	Description of article	Tariff Act, Proclamation, or Trade Agreement	Rate of duty	Imports from -		
				Year	Canada	All countries
					<u>\$1,000</u>	<u>\$1,000</u>
	Reduced duties not subject to quotas:					
	<u>A. Previous reductions unchanged</u>					
1502	Ice skates and parts	1913 Act 1922 Act 1930 Act 1936 T.A. New T.A.	20% 20% 20% 15% 15%	1935 1936 1937 1938	n.a. 141 73 216	n.a. 145 82 227
1502	Lacrosse sticks	1913 Act 1922 Act 1930 Act 1936 T.A. New T.A.	15% 30% 30% 15% 15%	1935 1936 1937 1938	n.a. 4 5 8	n.a. 4 5 8
	<u>B. Previous reductions further reduced</u>					
1541 (a)	Pipe organs (church), and parts	1913 Act 1922 Act 1930 Act 1931 Proc. 1936 T.A. New T.A.	35% 40% 40% 35% 25% 17½%	1935 1936 1937 1938	33 18 20 51	33 18 20 51
1541 (a)	Pipe-organ player actions (church), and parts	1913 Act 1922 Act 1930 Act 1936 T.A. New T.A.	35% 40% 40% 25% 20%	1935 1936 1937 1938	n.a. n.a. n.a. n.a.	n.a. n.a. n.a. n.a.
	<u>C. New reductions</u>					
1541 (a)	Pipe organs and parts, not specially provided for	1913 Act 1922 Act 1930 Act 1931 Proc. New T.A.	35% 40% 60% 35% 17½%	1935 1936 1937 1938	1/1 - - 2/	1/1 - - 2/
1541 (a)	Pipe-organ player actions and parts, not specially provided for	1913 Act 1922 Act 1930 Act New T.A.	35% 40% 60% 30%	1935 1936 1937 1938	n.a. n.a. n.a. n.a.	n.a. n.a. n.a. n.a.
1410	Tourist literature contain- ing historical, geographic, time table, travel, hotel, or similar information - If of bona fide foreign authorship	1913 Act 1922 Act 1930 Act New T.A.	15% 15% 15% 7½%	1935 1936 1937 1938	n.a. n.a. n.a. n.a.	n.a. n.a. n.a. n.a.
	All other	1913 Act 1922 Act 1930 Act New T.A.	15% 25% 25% 12½%	1935 1936 1937 1938	n.a. n.a. n.a. n.a.	n.a. n.a. n.a. n.a.

NOTE: All 1938 figures preliminary.

1/ Parts of pipe organs only; there were no imports of complete pipe organs.

2/ Less than \$500.

Table 27. - Concessions made by the United States in the new agreement - continued

Para- graph No.	Description of article	Tariff Act, Proclamation, or Trade agreement	Rate of duty	Imports from -		
				Year	Canada	All countries
	Reduced duties not subject to quota - continued				1,000	1,000
	<u>C. New reductions - cont.</u>					
1410	Tourist literature consisting principally of drawings, engravings, etchings, maps, charts, etc.	1913 Act 1922 Act 1930 Act New T.A.	15% 25% 25% 12½%	1935 1936 1937 1938	n.a. n.a. n.a. n.a.	n.a. n.a. n.a. n.a.
1555	Waste, not specially provided for	1913 Act 1922 Act 1930 Act New T.A.	10% 10% 10% 7½%	1935 1936 1937 1938	352 233 272 187	1,466 1,282 1,523 833
327	Molders' patterns, for castings	1913 Act 1922 Act 1930 Act New T.A.	15% or 20% 1/ 33-1/3% or 40% 2/ 50% 25%	1935 1936 1937 1938	16 3 5 3	17 3 6 3

NOTE: All 1938 figures preliminary.

1/ 15 percent if of wood and 20 percent if of metal.

2/ 33-1/3 percent if of wood and 40 percent if of metal.

Table 28. - United States imports subject to quota, or provisionally limited, in the old and new agreements ^{1/}

Commodity	Para- graph No.	Rate of duty			Annual quota or limitation		Quantity imported from all countries						
		Basis	1935 ¹	1938 ²	1939 ³	Quota unit	1936 New agreement	1935	1936	1937	1938 (Prel.)		
Subject to quota in both agreements:													
Cream, fresh or sour	707	Gal.	56.6¢	35¢	28.3¢	Gal.	1,500,000	1,500,000	793	44,396	136,622	4,959	
Calves, less than 200 pounds each ^{2/}	701	Lb.	2 3/4¢	1 1/2¢	1 1/2¢	Head	51,933	100,000	✓	57,314	82,052	47,708	
Cattle, 700 pounds or more each	701	Lb.	3¢	2¢	1 1/2¢	Head	5,155,799 6/	225,000	✓	158,873	182,333	125,316	
White or Irish seed potatoes ^{7/}													
Dec.-Feb., inclusive	771	100 lbs.	75¢	60¢	8/60¢	Bu.	750,000	1,500,000 ^{9/}	89,266 ^{9/}	717,923 ^{9/}	751,483 ^{9/}	719,443	
Mar.-Nov., inclusive	771	100 lbs.	75¢	45¢	37 1/2¢								
New concessions, not covered by 1936 agreement:													
Whole milk, fresh or sour	707	Gal.	6 1/2¢	6 1/2¢	3 1/2¢	Gal.	-	3,000,000	4,258	6,388	1,607	-	
White or Irish potatoes (not seed) ^{7/}													
Dec.-Feb., inclusive	771	100 lbs.	75¢	75¢	60¢	Bu.	-	2,000,000 ^{9/}	279,431 ^{9/}	445,249 ^{9/}	312,471 ^{9/}	7,384	
Mar.-Nov., inclusive	771	100 lbs.	75¢	75¢	37 1/2¢								
Fresh or frozen cod, had- dock, hake, pollock, cusk, and rosefish, filleted, skinned, boned, sliced, or divided into portions, n.s.p.f.	717(b)	Lb.	2 1/2¢	2 1/2¢	1-7/8¢	Lb.	-	15,000,000	✓	16,296,000 ^{12/}	6,719,000 ^{12/}	6,100,000 ^{12/}	
Subject to quota in 1936 agreement; quota removed:													
Dairy cows, 700 pounds or more each	701	Lb.	3¢	1 1/2¢	1 1/2¢	Head	20,000	-	✓	6,689	6,724	7,445	
Sawed timber and lumber of Douglas fir and Western hemlock - Tariff rate	401	M bd.ft.	\$1	50¢	50¢	M bd.ft.							
Revenue tax		M bd.ft.	\$3	\$1.50	\$1.50	Ft.	250,000	-	✓	13,777,850 ^{13/}	13,150,720 ^{13/}	13,441,978 ^{13/}	13,169,374
Entry provisionally limited:													
Red cedar shingles (both agreements)	1760	-	Free	Free	Free	Square	25% of consump- tion ^{14/}	30% of consump- tion ^{14/}	✓	2,250,753	1,943,373	1,774,018	
Nepheline syenite, crude (new agreement)	1719	-	Free	Free	Free	Ton	-						
Nepheline syenite, ground (new agreement)	214	Ad val.	30%	30%	15%	Ton	15/50,000		✓	✓	✓	✓	

^{1/} Practically the entire imports of the various quota-restricted items during each year shown by the table were from Canada except in the case of cattle weighing 700 pounds or more each, other than dairy cows. In 1937 Canada supplied 157,468 cattle weighing over 700 pounds and Mexico 24,792; in 1938 the figures were 75,529 and 49,740, respectively.

^{2/} Calves weighing less than 175 pounds each, in 1936 agreement.

^{3/} One-fourth of 1 percent of average annual total number of cattle (including calves) slaughtered in the United States from 1928 to 1932, inclusive. ^{4/} Not available. ^{5/} Three-fourths of 1 percent of average annual total number of cattle (including calves) slaughtered in the United States from 1928 to 1932, inclusive.

^{6/} But not more than 60,000 head in any quarter year.

^{7/} Under 1936 agreement quota related to 12-month period beginning Dec. 1; under new agreement to period beginning Sept. 15.

^{8/} Rate to be reduced to 37 1/2 cents per 100 lbs. if margin of preference accorded in Cuban agreement is reduced to 20 percent.

^{9/} From Dec. 1 of previous year to Nov. 30 of year specified.

^{10/} Quota relates to 12-month period beginning Sept. 15 of each year. In crop years following United States production of less than 350 million bushels, quota is to be increased by the amount of deficiency. Imports from Cuba not to be included in computing quantities to be entered at reduced rates.

^{11/} Quota to be increased to 15% of United States consumption if consumption in 3 preceding years averages over 100 million pounds.

^{12/} Estimated. ^{13/} Statistics include small quantities of fir other than Douglas fir and hemlock other than Western hemlock.

^{14/} Under the 1936 agreement, quota for any given half-year was specified as 25 percent of combined total of shipments of domestic shingles and imports in the preceding half-year; right was reserved to prohibit imports in excess of quota. Under the new agreement right is reserved to limit imports of duty-free shingles to 30 percent of combined domestic shipments and imports and impose a duty not exceeding 25 cents per square on imports in excess of the quota; such quota would be based on the average for the 3 preceding calendar years. The quota for 1939, if established, would amount to about 2,240,000 squares.

^{15/} The United States reserves right to increase duty on ground nepheline syenite or impose a duty on crude nepheline syenite on entries of either in excess of a combined total of 50,000 tons of both ground and crude.

Second Trade Agreement with Canada

APPENDIX

**Statistics of Trade between the
United States and Canada**

Table 29. - Canadian duties, as of Sept. 15, 1928, and Dec. 31, 1935, on representative commodities of special interest to the United States ^{1/}

(Note. - With certain exceptions rates on British-Empire goods, if over 15 percent, were subject to a discount of one-tenth)

Tariff number:	Commodity	Basis of rate	Sept. 15, 1928		Dec. 31, 1935	
			General rate (applicable to United States goods)	Lowest British-preference rate ^{2/}	General rate	Lowest British-preference rate
10	Meats, prepared or preserved (except canned):					
	a. Bacon, hams, shoulders, and other pork	Pound	2 cents	1-1/2 cents	5 cents	Free
	b. Other meats, n.o.p.	do.	do.	do.	6 cents	do.
16	Eggs in the shell	Dozen	3 cents	Free	10 cents	(2 cents Free Dec.-Feb.)
	Indian corn:					
54	For distillation	Bushel	7½ cents	7½ cents	7½ cents	7½ cents
54a	For manufacture of starch and edible cereal products	do.	Free	Free	Free	Free
55	All other	do.	do.	do.	25 cents	do.
56	Oats	do.	10 cents	7 cents	16 cents	do.
60	Wheat	do.	12 cents	No imports	30 cents	do.
61	Wheat flour and semolina	Barrel	50 cents	Free	\$1.35	do.
71a	Timothy seed	(Ad valorem (Pound	10 percent	5 percent	-	-
83	Potatoes, fresh:					
	c. Sweet	100 pounds	35 cents	Free	15 cents	do.
	a. Other	do.	do.	do.	75 cents	do.
	Vegetables, fresh: ^{3/}					
84	Onions	Ad valorem; pound	30 percent	do.	30 percent; minimum 3/4 cent	do.
87n	Tomatoes	do.	do.	20 percent	30 percent; minimum 2 cents	do.

^{1/} Special rates for materials used in industry of any sort are in general accorded only to the entrepreneur importers employing such materials in their own establishments.

^{2/} In most cases where there is a British-preference rate it is applicable uniformly to all British countries, but on some commodities, chiefly agricultural, there are rates applicable only to products of one or more specified British Dominions or Colonies.

^{3/} Many fresh fruits and vegetables, dutiable under tariff numbers 87 and 92 (including pears and strawberries), were in 1935 subject to a system of arbitrary valuations, in most cases applicable during the season when the Canadian crop is being marketed, which, with accompanying "dumping duty" resulted in total charges much higher, often several times higher, than the rates specified in the tariff schedule.

Table 29. - Canadian duties, as of Sept. 15, 1928, and Dec. 31, 1935, on representative commodities of special interest to the United States-Continued

Tariff number:	Commodity	Basis of rate	Sept. 15, 1928		Dec. 31, 1935	
			General rate (applicable to United States goods)	Lowest British preference rate	General rate	Lowest British preference rate
	Vegetables, fresh-continued					
87	Other	Ad valorem	30 percent	15 percent	30 percent ^{4/}	Free
	Fruits, fresh: ^{3/}					
92e	Pears	Pound	1/2 cent	1/4 cent	20 percent ^{4/}	do.
92g	Strawberries	do.	2 cents	1-1/2 cents	do.	do.
98	Bananas:					
	Imported direct	Bunch	Free	Free	50 cents	do.
	Other	do.	do.	do.	do.	50 cents
100	Grapefruits:					
	Imported direct	Pound	1 cent	do.	1 cent	Free
	Other	do.	do.	1/2 cent	do.	1/2 cent
101	Oranges	Cubic foot	Free	Free	35 cents	Free
96	Fruits, n.o.p.	Ad valorem	25 percent	17-1/2 percent	20 percent	do.
99c	Raisins and dried currants	Pound	3 cents	Free	4 cents	do.
106	Canned fruits:					
	b. Pineapples	do.	2-1/2 cents	1/2 cent	5 cents	1/2 cent
	a. Apricots, peaches, and pears	do.	do.	do.	do.	1 cent
	c. Canned fruits, n.o.p.	do.	do.	do.	do.	do.
91	Soups, soup rolls, tablets, cubes, etc., n.o.p.	Ad valorem	27-1/2 percent	15 percent	35 percent	15 percent
167	Malt	100 pounds	45 cents	45 cents	75 cents	33 1/3 cents
178	Advertising and printed matter	Pound, ad valorem	15 cents	10 cents	15 cents; minimum 35 percent	5 cents ^{5/}
178a	Minimum by mail prepaid with revenue stamps, weighing not over 1 ounce	Package	1 cent	1 cent	2 cents	1 cent
184	Newspapers; magazines in foreign languages or issued by associations, etc., not organized for profit	-	Free	Free	Free	Free

^{3/} See preceding page.

^{4/} For pears and strawberries and 9 of the "other" vegetables there were in 1935 minimum specific rates under the general tariff, applicable usually only during the respective Canadian seasons. Those rates per pound ranged from 3/4 cent per pound on pears to 3 cents on strawberries and asparagus, but were usually 1 cent or, less, often, 2 cents per pound. The same statement applies to certain fresh fruits not specifically mentioned in the table.

^{5/} When produced in countries entitled to British preference and relating to products of such British countries (not Canadian), free.

Table 29. - Canadian duties, as of Sept. 15, 1928, and Dec. 31, 1935, on representative commodities of special interest to the United States-Continued

Tariff number:	Commodity	Basis of rate	Sept. 15, 1928		Dec. 31, 1935	
			General rate (applicable to United States goods)	Lowest British preference rate	General rate	Lowest British preference rate
184	Other magazines, with advertising space:					
	Not exceeding 20 percent _____	-	Free	Free	Free	Free
	20 percent to 30 percent _____	Copy	do.	do.	2 cents	do.
	Over 30 percent _____	do.	do.	do.	5 cents	do.
184d	Periodicals or portions of newspapers consisting largely of fiction and/or feature stories and/or comic supplements _____	Pound	do.	do.	15 cents; minimum 15 cents copy	do.
	Paper:					
192	Tarred paper, prepared roofings, strawboard, etc. _____	Ad valorem	25 percent	15 percent	35 percent	15 percent
197b	Wrapping paper, not pasted, coated, or embossed _____	do.	do.	do.	do.	20 percent
198	Ruled, border, and coated papers, boxed papers, pads, etc., n.o.p. _____	do.	35 percent	22-1/2 percent	do.	22 1/2 percent
	For regularly issued newspapers, magazines, etc.:					
197a	Super-calendered or machine-finish grades of book paper, not coated _____	do.	25 percent	12-1/2 percent	25 percent	12 1/2 percent
198a	Coated _____	do.	35 percent	17-1/2 percent	35 percent	17 1/2 percent
197	Paper of all kinds, n.o.p. _____	do.	25 percent	15 percent	25 percent	15 percent
199b	Containers of fiberboard or paperboard _____	Pound; ad valorem	35 percent	22-1/2 percent	1 1/2 cents; minimum 35 percent	1 cent
200	Pulp of wood or of straw _____	Ad valorem	25 percent	15 percent	25 percent	Free
210	Chief compounds of sodium (except caustic and sal soda, and natural sodium sulphate). _____	do.	Free	Free	20 percent	6/4 do.

6/ Sodium nitrate is free for use as fertiliser, for curing meat, or manufacturing explosives.

Table 29. - Canadian duties, as of Sept. 15, 1928, and Dec. 31, 1935, on representative commodities of special interest to the United States—Continued

Tariff number:	Commodity	Basis of rate	Sept. 15, 1928		Dec. 31, 1935	
			General rate (applicable to United States goods)	Lowest British preference rate	General rate	Lowest British preference rate
220	Patent medicines, proprietary preparations, etc.:					
	Dry _____	Ad valorem	25 percent	20 percent	25 percent	20 percent
	Liquid -					
	Containing not over 2½ percent of proof spirit _____	do.	40 percent	25 percent	40 percent	25 percent
	Containing 2½ percent to 40 percent of proof spirit _____	do.	60 percent	60 percent	60 percent	60 percent
	Containing over 40 percent of proof spirits _____	Ad valorem; gallon	30 percent and \$3	30 percent and \$3	30 percent and \$3	30 percent and \$3
239	Lamp, carbon, ivory, and bone blacks _____	-	Free	Free	Free	Free
	Gasoline with specific gravity of:					
272	Under 0.669 if natural gasoline for blending with gasolines distilled in Canada _____	-	do.	do.	do.	do.
271	Under 0.725 _____	Gallon	do.	do.	2-1/2 cents	2 cents
	0.725 to 0.770 _____	do.	1 cent	1/2 cent	do.	do.
	0.775 to 0.8235 _____	do.	1-1/2 cents	1 cent	do.	do.
	Lubricating oils:					
269	Wholly or in part of petroleum, and costing less than 25 cents per gallon _____	do.	2-1/2 cents	1-1/2 cents	do.	1-1/2 cents
273	All other _____	Ad valorem	20 percent	12-1/2 percent	20 percent	12-1/2 percent
275b	Cottonseed and crude cottonseed oil for manufacture of refined oil or meal _____	do.	Free	Free	10 percent	Free
273	Coconut-palm and palm-kernel oils, inedible, for manufacturing soap _____	do.	do.	do.	do.	do.
231	Firebrick for furnaces, etc., of a manufacturing establishments _____					
	Keeping certain quality specifications _____	-	Free	Free	Free	Free
	Other, of a class or kind not made in Canada _____	Ad valorem	15 percent	10 percent	15 percent	do.
325	Hollow glassware, including bottles (except milk bottles) _____	do.	32-1/2 percent	20 percent	32-1/2 percent	15 percent

Table 29. - Canadian duties, as of Sept. 15, 1928, and Dec. 31, 1935, on representative commodities of special interest to the United States—Continued

Tariff number:	Commodity	Basis of rate	Sept. 15, 1928		Dec. 31, 1935	
			General rate (applicable to United States goods)	Lowest British preference rate	General rate	Lowest British preference rate
348d	Copper in bars and rods for manufacture of electric wire of all sorts	Ad valorem	Free	Free	10 percent	Free
353	Aluminum and its alloys, crude or semi-fabricated	do.	do.	do.	30 percent	7/8 do.
362	Nickel-plated, gilt, or electroplated ware; and manufactures of gold and silver, n.o.p.	do.	35 percent	22-1/2 percent	45 percent	30 percent
377	Iron or steel ingots, cogged ingots, blooms, slabs, billets, and sheet bars:					
	Valued at 3 cents per pound or over, for further manufacture		\$2.50	\$1.50	5 percent	Free
	Of a kind not made in Canada, for manufacture of forgings	Ton or ad valorem	\$2.50	\$1.50	\$3	do.
	Bessemer billets for manufacture of seamless steel tubes		\$2.50	\$1.50	5 percent	do.
	For other purposes:					
	Ingots	Ton	\$2.50	\$1.50	\$3	\$1.50
	Other forms listed	do.	\$2.50	\$1.50	\$4.50	\$2.50
381	Rolled sheets of iron or steel, uncoated:					
	Thinner varieties (0.08 inch or under since 1931)	Ad valorem	12-1/2 percent	7-1/2 percent	20 percent	7-1/2 percent
	Thicker varieties (over 0.08 inch since 1931)	Ton	\$7	\$4.25	\$7	\$4.25
386m	Cold rolled sheets for manufacture of tin plate	Ad valorem	12-1/2 percent	7-1/2 percent	15 percent	Free
409	Agricultural machinery and implements:					
	Cultivators, harrows, seed drills, horse rakes, manure spreaders, weeders; and complete parts	do.	7-1/2 percent	Free	25 percent	do.
	Mowing and harvesting machines and complete parts	do.	6 percent	do.	do.	do.
	Practically all other classes of interest to United States	do.	10 percent	5 percent	do.	do.

7/ Aluminum scrap, fit only for remelting is free.

8/ Chief exceptions are dairy machines (except cream separators), fruit-handling machines, engines, tractors, electrical equipment, and certain parts for repairs.

Second Trade Agreement with Canada

Table 29. - Canadian duties, as of Sept. 15, 1928, and Dec. 31, 1935, on representative commodities of special interest to the United States-Continued

Tariff numbers	Commodity	Basis of rate	Sept. 15, 1928		Dec. 31, 1935	
			General rate (applicable to United States goods)	Lowest British-preference rate	General rate	Lowest British-preference rate
410o, j,s,p.	Mining and metallurgical machinery of specified classes	-	Free	Free	Free	Free
410l	Ore and rock crushers, stamp and grinding mills, n.o.p., and parts, for mining, etc.	Ad valorem	20 percent	10 percent	25 percent	7-1/2 percent
410d	Well-drilling machinery, seamless tubing over 8 inches in diameter, apparatus, and complete parts, not produced in Canada	-	Free	Free	Free	Free
414c	Adding, bookkeeping, calculating, and invoicing machines, and complete parts	Ad valorem	25 percent	17-1/2 percent	25 percent	15 percent
414	Typewriters and complete parts	do.	do.	do.	do.	Free
415a	Refrigerators, domestic or store:					
	Electric	do.	30 percent	20 percent	40 percent	20 percent
	Other than electric	do.	do.	do.	30 percent	do.
415b	Domestic washing machines, and complete parts	do.	27-1/2 percent	15 percent	35 percent	15 percent
427	All machinery composed wholly or in part of iron or steel, n.o.p., and complete parts thereof	do.	do.	do.	do.	do.
	Engines and parts of a kind not made in Canada:					
440g	For ships: Diesel, and internal combustion	-	Free	Free	Free	Free
783	For the manufacture of motortrucks	Ad valorem	27-1/2 percent	15 percent	20 percent	do.
428a	Engines and complete parts, n.o.p.:					
	For automobiles	do.	do.	do.	27-1/2 percent	15 percent
					cent	
440m	For aircraft	do.	do.	do.	do.	10 percent
440k	For boats owned by individual fishermen	do.	15 percent	10 percent	15 percent	Free
	All other	do.	27-1/2 percent	15 percent	30 percent	15 percent

Table 29. - Canadian duties, as of Sept. 15, 1928, and Dec. 31, 1935, on representative commodities of special interest to the United States-Continued

Tariff number:	Commodity	Basis of rate	Sept. 15, 1928		Dec. 31, 1935	
			General rate (applicable to United States goods)	Lowest British preference rate	General rate	Lowest British preference rate
	Traction engines and complete parts:					
409a	Internal combustion, for farm purposes, valued at not over \$1,400 each; also automobile traction attachments and parts -	-	Free	Free	Free 9/	Free 9/
409a	Others for farm purposes	Ad valorem	17-1/2 percent	12-1/2 percent	25 percent	do.
428	All other	do.	27-1/2 percent	15 percent	do.	do.
438b	Motor trucks ^{10/} Passenger automobiles, ^{10/} valued at:	do.	20 percent	12-1/2 percent	20 percent	do.
438b	Not over \$1,200 each	do.	do.	do.	do.	do.
438a	\$1,200 to \$2,100	do.	27-1/2 percent	15 percent	30 percent	do.
438c	Over \$2,100	do.	do.	do.	40 percent	do.
	Chassis pay same rates as automobiles for which destined.					
4401	Aircraft and complete parts (except engines) -	do.	do.	do.	27-1/2 per-	do.
	Automobile parts:				cent	
	Of a kind not made in Canada, for assembly:					
438d,h	Specified list of accessories and subsidiary engine and body parts -	-	Free	Free	Free	do.
783	Specified list of chief assembly parts for motor trucks	Ad valorem	27-1/2 percent	15 percent	20 percent	do.
438e	Tops, wheels, and bodies, n.o.p.	do.	30 percent	20 percent	30 percent	20 percent
446a	Manufactures wholly or chiefly of iron or steel, n.o.p.	do.	do.	do.	35 percent	15 percent ^{11/}
442a	Materials for manufacture of agricultural implements and machinery:					
	Pig iron	Ton	Free	Free	\$1.25	\$0.75

^{9/} The governor in council is authorized to apply rates of 25 percent and 10 percent ad valorem, respectively, when satisfied that substantial quantities are being manufactured in Canada.

^{10/} In 1935 automobiles were subject to a system of arbitrary valuations, which, with the accompanying "dumping duty" made the actual rates, computed on the invoice value, materially higher than the rates specified in the tariff schedule.

^{11/} Complete repair and replacement parts (except tops, bodies, and tires) for automobiles entitled to preferential rates are duty free.

Table 29. - Canadian duties, as of Sept. 15, 1928, and Dec. 31, 1935, on representative commodities of special interest to the United States—Continued

Tariff number	Commodity	Basis of rate	Sept. 15, 1928		Dec. 31, 1935		
			General rate (applicable to United States goods)	Lowest British-preference rate	General rate	Lowest British-preference rate	
442a	Materials for manufacture of agricultural implements and machinery—continued						
	Hot rolled bars or rods of iron or steel	Ton	Free	Free	\$3.50	\$2.12 1/2	
442	Other rolled iron or steel	Ad valorem	do.	do.	6 percent	5 percent	
443	Apparatus designed for cooking or for heating buildings	do.	25 percent	15 percent	30 percent	15 percent	
444a	Lighting fixtures and appliances, n.o.p., and complete parts	do.	30 percent	20 percent	do.	do.	
445e	Electric apparatus and complete parts:						
d	Telegraph or radio	do.	27-1/2 percent	15 percent	do.	Free	
	Telephone	do.	do.	do.	do.	10 percent	
445k	Other, n.o.p., including spark plugs and magnetos	do.	do.	do.	do.	15 percent	
445f	Electric machinery and complete parts: Dynamos or generators, transformers, motors	do.	do.	do.	37-1/2 percent	25 percent	
476	Surgical and dental instruments, including X-ray apparatus and microscopes retailing at \$50 each or more	do.	Free	Free	10 percent	Free	
519	Furniture in parts or finished	do.	30 percent	20 percent	45 percent	20 percent	
522d	Mercerized cotton yarns, no. 40 and finer, imported for further manufacture	do.	Free	Free	25 percent	Free	
523	Woven fabrics, wholly of cotton, n.o.p.: ^{12/}						
	Unfinished	Ad valorem and pound	{	22-1/2 percent	12-1/2 percent	25 percent	17-1/2 percent plus 4 cents
	Bleached or mercerized			25 percent	15 percent	27-1/2 percent	20 percent plus 2 cents
	Printed, dyed, or colored					cent plus 4 cents	
532	Coated or impregnated			27-1/2 percent	20 percent	32-1/2 percent	22-1/2 percent plus 2 cents
					4 cents		
				30 percent	22-1/2 percent	35 percent	25 percent plus 2 cents

Second Trade Agreement with Canada

^{12/} Does not include finer types, cut pile, or imports for special purposes.

Table 29. - Canadian duties, as of Sept. 15, 1928, and Dec. 31, 1935, on representative commodities of special interest to the United States—Continued

Tariff number:	Commodity	Basis of rate	Sept. 15, 1928		Dec. 31, 1935	
			General rate (applicable to United States goods)	Lowest British preference rate	General rate	Lowest British preference rate
532	Woven clothing, manufactures and semi-manufactures, n.o.p.: Wholly of cotton	Ad valorem and pound	30 percent	22-1/2 percent	35 percent plus 4 cents	25 percent plus 2 cents
548	Wholly or partly of vegetable fibers, not containing wool					
555	Wholly or partly of animal fibers but not in chief value of silk or rayon	Ad valorem and ounces	do.	27-1/2 percent	40 percent plus 35 cents	30 percent plus 18-3/4 cents
567	In chief value of silk					
567a	In chief value of rayon	Ad valorem and ounces	do.	do.	50 percent plus 7 cents	30 percent
560a	Woven silk or rayon fabrics, not containing wool, n.o.p.: Containing more silk than rayon by weight					
561	Containing more rayon than silk by weight	Ad valorem and pound	do.	do.	45 percent plus 40 cents	27-1/2 percent plus 30 cents
568a	Socks and stockings of all kinds: Containing silk or rayon					
	Containing wool ^{14/}	Ad valorem and dozen pair	do.	25 percent	35 percent plus \$1.50	30 percent plus 75 cents
	Other					

^{13/} 17 1/2 percent if wholly of silk or wholly of rayon.
^{14/} Higher valued articles bore the higher rates in 1928.

Table 29. - Canadian duties, as of Sept. 15, 1928, and Dec. 31, 1935, on representative commodities of special interest to the United States—Continued

Tariff numbers	Commodity	Basis of rate	Sept. 15, 1928		Dec. 31, 1935	
			General rate (applicable to United States goods)	Lowest British-preference rate	General rate	Lowest British-preference rate
586	Anthracite coal	Ton	Free	Free	50 cents	Free
588	Bituminous coal	do.	50 cents	35 cents	75 cents	35 cents
587	Coke	do.	Free	Free	\$1.00 ^{15/}	Free
599	Raw hides, skins, and pelts	-	do.	do.	Free	do.
601	Undressed fur skins	-	do.	do.	do.	do.
617	India-rubber boots and shoes	Ad valorem	25 percent	15 percent	25 percent	do.
611a	All other boots and shoes, slippers, and in-soles of any material (with unimportant exceptions)	do.	30 percent	17-1/2 percent	40 percent	25 percent
618	Rubber cement and all manufactures of india rubber and gutta percha, n.e.p.	do.	27-1/2 percent	15 percent	27-1/2 percent	15 percent
647	Jewelry of any material, for personal adornment	do.	35 percent	22-1/2 percent	45 percent	30 percent
623	Cases, boxes, portfolios, satchels, purses, etc., and parts	do.	do.	do.	40 percent	20 percent
624a	Dolls and toys	do.	30 percent	20 percent	do.	do.
670	Manufactures of emery or carborundum, n.e.p.: Carborundum wheels and stones, merely moulded and burned	do.	15 percent	10 percent	30 percent	15 percent
	Other manufactures, including other wheels and stones	do.	25 percent	17-1/2 percent	do.	do.
711	All goods not specially enumerated, exempted, or prohibited	do.	17-1/2 percent	15 percent	25 percent	15 percent

^{15/} Kinds not produced in Canada or not readily available may be imported duty-free by manufacturers.

Table 30. - United States domestic exports to Canada, by commodity groups and subgroups, or commodities, 1929, 1933, 1935-37

(In thousands of dollars)					
Group, subgroup, or commodity	1929	1933	1935	1936	1937
00. Animals and animal products, edible	10,601	1,595	1,593	2,526	2,217
Fishery products	1,968	500	785	1,053	999
Farm products	8,633	1,095	808	1,473	1,218
0. Animals and animal products, inedible	23,229	5,186	7,393	8,610	7,904
Farm products:					
Hides and skins	3,753	632	1,481	1,576	1,345
Animal oils and greases (including fish oils)	1,209	818	668	527	289
Live animals	784	130	310	349	388
Furs, undressed	6,731	1,629	1,420	2,288	1,827
All other (chiefly leather and manufactures)	10,752	1,977	3,514	3,870	4,055
1. Vegetable food products and beverages (excluding grain)	51,250	13,208	19,245	23,614	38,691
Grain in transit for Europe	(49,426)	(2,339)			
2. Vegetable products, inedible	18,444	7,698	9,004	11,303	11,295
Farm products:					
Seeds (except oil seeds)	1,025	324	271	454	404
Raw tobacco (leaf)	3,710	1,853	1,334	1,221	1,191
Broccorn	419	245	259	281	202
Hops	481	240	139	100	95
All other (chiefly rubber manufactures)	12,809	5,036	7,001	9,247	9,403
3. Textile fibers and manufactures	62,676	16,456	24,300	28,036	30,396
Raw cotton (farm product)	23,652	10,254	16,340	17,837	18,392
Cotton goods	23,301	3,796	4,216	5,636	6,919
Silk and rayon goods	6,759	864	1,609	1,771	1,905
All other (chiefly manufactures)	8,964	1,542	2,135	2,792	3,180
4. Wood and paper	39,180	7,307	10,462	13,049	17,882
Wood and manufactures	24,675	3,537	5,408	7,023	9,302
Cork manufactures	601	158	220	263	460
Paper materials, paper, and manufactures	13,904	3,612	4,834	5,763	8,120
5. Nonmetallic minerals	180,623	70,400	98,821	109,199	130,935
Coal and coke	93,688	38,747	48,932	53,200	62,052
Crude petroleum	32,357	15,678	29,793	33,048	39,754
Petroleum products	30,891	7,695	8,763	9,184	11,288
Glass and glass products	5,068	1,997	2,897	3,623	4,288
Clay and clay products	5,582	1,714	2,642	3,315	4,604
All other	13,037	4,569	5,794	6,829	8,949
6. Metals and manufactures	131,842	14,324	30,294	36,012	61,432
Iron ore	4,741	647	1,913	1,912	4,036
Heavy iron and steel	73,067	6,386	14,964	18,166	35,399
Advanced iron and steel manufactures	20,339	3,614	6,371	8,176	10,816
Copper, refined and scrap	7,547	13	30	129	818
Bauxite and other aluminum concentrates	3,307	607	1,880	1,845	3,789
All other (chiefly advanced manufactures)	22,841	3,057	5,136	5,784	6,574
7. Machinery and vehicles	264,807	32,346	70,725	94,399	139,636
Electrical machinery and apparatus	38,645	4,699	8,580	13,290	17,931
Farm machinery	37,714	2,393	7,339	11,247	18,667
All other machinery	77,186	9,865	19,673	28,820	46,122
Automobiles, parts, and accessories	102,762	14,628	33,190	37,800	51,503
All other vehicles, aircraft, and boats	8,500	761	1,943	3,242	5,413
8. Chemicals and related products	25,268	11,758	16,608	18,489	23,192
9. Miscellaneous	44,799	15,322	19,711	23,651	27,909
Household and personal effects (noncommercial)	9,148	3,757	3,028	2,826	3,026
All other (chiefly advanced manufactures)	35,651	11,565	16,683	20,825	24,883

Sources: Compiled from official statistics of the U. S. Department of Commerce.

Table 31.- United States imports from Canada by commodity groups and subgroups, or commodities, 1929, 1933, 1935-37 1/

(In thousands of dollars)

Group, subgroup, or commodity	1929	1933	1935	1936	1937
00. Animals and animal products,					
edible	46,443	9,714	19,497	29,430	35,569
Fishery products	15,589	8,638	10,880	13,036	13,790
Farm products:					
Live cattle	14,010	29	5,199	8,747	13,887
Other animals and meats	8,464	786	1,957	4,600	6,758
Dairy products	8,278	260	141	1,718	987
All other	102	1	316	329	147
0. Animals and animal products,					
inedible	29,192	7,145	11,036	16,004	13,708
Farm products:					
Hides and skins	7,982	2,010	2,502	3,380	3,030
Tallow 2/	123	7	698	540	56
Live animals	578	734	1,796	3,314	2,579
Furs, undressed	10,928	3,310	5,086	6,687	5,767
Fishery products (oils)	1,283	176	135	336	317
All other (chiefly leather and manufactures)	7,293	908	819	1,747	1,959
1. Vegetable food products and beverages	38,325	20,255	63,235	103,443	67,478
Wheat for milling in bond and export	16,219	5,745	9,228	11,930	9,834
Whiskey	- 13/	4,717	14,004	28,284	21,306
All other (farm products)	22,106	9,793	40,003	63,229	36,338
2. Vegetable products, inedible	5,342	965	1,484	3,067	3,053
Farm products:					
Flaxseed	2,176	321	83	840	3
Other seeds, nursery stock, etc.	1,750	60	501	1,108	2,138
All other	1,416	584	900	1,119	912
3. Textile fibers and manufactures:	4,686	2,412	2,237	3,340	2,815
Farm products (raw wool, including mohair)	1,586	1,301	697	1,382	738
All other (chiefly manufactures)	3,100	1,111	1,540	1,958	2,077
4. Wood and paper	245,139	99,164	123,413	148,543	185,003
Wood and manufactures	58,982	13,755	19,786	23,672	28,146
Pulpwood	14,412	5,096	7,761	9,482	12,393
Wood pulp and other paper stock	37,887	19,170	23,018	27,596	33,511
Newsprint paper	132,282	60,740	72,160	86,499	109,505
Other paper and manufactures of	1,576	403	683	1,294	1,448
5. Nonmetallic minerals	20,734	7,481	10,558	15,085	19,900
Coal, coke, and petroleum products	3,942	1,379	1,369	1,658	2,037
Crude artificial abrasives	3,491	1,585	2,959	4,041	5,230
Asbestos, unmanufactured	8,364	3,193	4,486	6,391	8,316
All other	4,937	1,324	1,744	2,995	4,317

Table 31.- United States imports from Canada by commodity groups and subgroups, or commodities, 1929, 1933, 1935-37 ^{1/}-continued

(In thousands of dollars)

Group, subgroup, or commodity	1929	1933	1935	1936	1937
6. Metals and manufactures -----	64,658	17,409	26,832	32,651	35,450
Iron ore and iron and steel : products -----	2,470	1,171	1,088	2,437	1,893
Ferromanganese and ferro- silicon -----	4,787	1,911	140	79	730
Aluminum, crude, metal, scrap, and alloy -----	4,977	375	958	589	4,076
Copper ore and metal, unmanufactured -----	32,054	2,448	6,082	3,680	2,497
Nickel ore, matte, metal, and oxide -----	16,996	10,430	16,683	23,335	23,412
All other -----	3,374	1,074	1,881	2,531	2,842
7. Machinery and vehicles -----	6,259	514	2,933	2,519	4,183
Agricultural machinery -----	5,238	265	2,575	2,048	3,572
All other -----	1,021	249	358	471	611
8. Chemicals and related products :	13,641	6,919	9,701	10,254	12,244
Acetic acid -----	2,100	2,066	2,079	1,518	1,696
Sodium cyanide -----	1,997	1,225	1,354	1,508	2,111
Calcium cyanamid -----	6,221	1,236	2,359	2,622	3,030
All other -----	3,323	2,392	3,909	4,606	5,407
9. Miscellaneous -----	30,076	13,431	16,191	14,217	14,839
Principal noncommercial items:	22,336	11,232	12,449	9,949	10,140
Household and personal effects -----	4,230	1,618	1,460	2,136	2,183
Articles temporarily imported -----	1,811	677	^{2/}	^{2/}	^{2/}
Certain United States products returned -----	16,295	8,937	10,989	7,813	7,957
All other, chiefly manufactures -----	7,740	2,199	3,742	4,268	4,699

^{1/} General imports for 1929 and 1933; thereafter imports for consumption.

^{2/} Prior to April 1, 1936, includes edible tallow. From April 1, 1936, edible tallow is included with "All other animals and animal products, edible."

^{3/} Total compounds containing spirits.

^{4/} Not recorded after 1933.

Source: Compiled from official statistics of the U.S. Department of Commerce.

Table 32.- Canada's imports from the United States, by Canadian commodity groups 1/, with major subgroups and commodities, 1930, 1935-37

Group, subgroup, or commodity	(In thousands of Canadian dollars)				Percent of total 1937
	Fiscal year	Calendar year			
	ended March 1930	1935	1936	1937	
1. Agricultural and vegetable products					
A. Mainly food	59,170	18,927	24,227	22,300	6.0
a. Reexports of United States (bananas, sago, tapioca, cocoa beans)	2,410	612	1,445	1,601	.3
b. All other	55,760	18,315	22,782	27,699	5.7
Fruits	25,337	11,501	14,477	15,430	3.2
Vegetables	9,215	3,146	4,025	4,771	1.0
Other	22,208	3,668	4,280	7,498	1.5
B. Other than food	39,573	11,895	11,842	15,116	3.1
a. Reexports of United States (gums, except pine resin; chinawood oil; crude rubber)	16,605	3,607	2,856	4,274	.9
b. Alcoholic beverages	9	1	15	70	2/
c. All other	22,964	8,287	8,972	10,772	2.2
Vegetable oils	6,375	1,608	2,259	2,334	.5
Rubber manufactures	4,534	1,775	2,113	3,096	.6
Seeds	1,323	365	411	374	.1
Unmanufactured tobacco	5,364	1,754	928	738	.2
Other	5,368	2,785	3,261	4,179	.8
2. Animals and animal products	37,398	10,354	12,084	12,558	2.6
Animals, live	2,490	548	541	1,067	.2
Fishery products	1,240	552	652	644	.1
Furs and manufactures (chiefly undressed furs)	9,078	2,910	4,272	4,293	.9
Hides and skins	6,268	1,663	1,990	1,843	.4
Leather and manufactures	7,353	2,281	2,153	2,194	.5
Meats	5,635	126	372	367	.1
All other	5,324	2,274	2,104	2,150	.4
3. Fibers, textiles, and textile products	71,998	30,073	35,279	39,050	8.0
a. Reexports of United States (raw silk and hard vegetable fibers)	9,612	5,934	4,940	5,750	1.2
b. All other	62,386	24,144	30,339	33,301	6.8
Raw cotton, including linters	22,123	15,189	19,032	19,749	4.0
Raw wool and similar hair	958	3	4	7	2/
Other (chiefly manufactures)	39,304	8,953	11,303	13,544	2.8
4. Wood, wood products, and paper	51,740	17,027	21,433	27,470	5.6
Wood, unmanufactured or partially manufactured	14,834	4,006	4,738	6,278	1.3
Wood pulp	1,001	515	617	696	.1
Wood, manufactured (including cork)	9,593	1,732	2,336	3,247	.7
Paper and manufactures	11,592	3,845	4,707	5,616	1.1
Books and printed matter	14,720	6,929	8,990	11,633	2.4

Table 32.- Canada's imports from the United States, by Canadian commodity groups ^{1/}, with major subgroups and commodities, 1930, 1935-37-
Continued

(In thousands of Canadian dollars)					
Group, subgroup, or commodity	Fiscal	Calendar year			Percent of total 1937
	year ended March 1930	1935	1936	1937	
5. Iron and its products	279,132	86,474	108,428	173,865	35.4
Rolling mill products	50,249	11,539	14,694	26,507	5.4
Machinery (including engines and boilers, and farm implements)	106,441	29,240	41,582	67,117	13.7
Vehicles	73,846	27,805	32,334	49,109	10.0
All other	48,597	17,890	19,818	31,131	6.3
6. Nonferrous metals and their products	78,738	23,411	24,277	31,142	6.3
a. Reexports of United States (tin)	1,767	707	233	130	2/
b. All other	76,970	22,703	24,043	31,012	6.3
Copper ore, metal (unwrought), and bars and rods	11,303	98	142	218	2/
Electric apparatus and machinery	34,178	7,423	9,446	12,733	2.6
Other	41,490	15,183	14,455	18,061	3.7
7. Nonmetallic minerals and their products	149,294	77,133	85,904	104,665	21.3
Coal and coal products	57,917	28,918	30,980	34,636	7.0
Petroleum, asphalt, and products	65,257	34,660	38,570	47,571	9.7
All other (clay, glass, stone, etc.)	26,120	13,556	16,353	22,458	4.6
8. Chemicals and allied products	26,982	17,459	18,532	22,502	4.6
9. Miscellaneous commodities	53,422	19,659	27,131	34,854	7.1
a. Principal noncommercial items ^{2/}	17,051	6,095	6,372	5,231	1.1
b. Tourist purchases up to \$100	-	-	2,932	6,205	1.2
c. All other (chiefly manufactures)	36,371	13,564	17,828	23,418	4.8
Total imports (merchandise)	847,442	312,417	369,142	490,522	100.0
a. Principal reexports of the United States	30,394	10,860	9,474	11,754	2.4
b. Principal noncommercial items ^{3/}	17,051	6,095	6,372	5,231	1.1
c. Alcohol beverages	9	1	15	70	2/
d. All other	799,988	295,461	353,281	473,467	96.5

^{1/} Tables 32, 33, and 39 of the appendix, and tables 9 and 12 of part I, follow the commodity groups used in the official statistics of Canada. The commodity groups used in tables 17, 20, and 21, and in tables 44 and 45 of the appendix, differ from the official Canadian groups, various shifts having been made in order to make the groups correspond more closely with those distinguished in United States statistics.

^{2/} Insignificant.

^{3/} Canadian containers returned; Canadian goods returned; articles temporarily imported for exhibition; and settlers' effects.

Source: Compiled from official statistics of the Department of Trade and Commerce of Canada.

Second Trade Agreement with Canada

Table 33. - United States share in Canada's imports, by Canadian commodity groups, with major subgroups and commodities, 1930, 1935-37 ^{1/}

Group, subgroup or commodity	Fiscal	Calendar year		
	year ended March, 1930	1935	1936	1937
	Percent	Percent	Percent	Percent
1. Agricultural and vegetable products:				
A. Mainly food	46.0	26.7	28.3	31.2
a. Reexports of the United States (bananas, sago, tapioca, cocoa beans)	42.7	19.6	32.8	33.8
b. All other	46.1	27.1	28.0	31.0
Fruits	82.4	62.3	65.0	66.3
Vegetables	83.5	69.1	73.2	76.7
Other	27.3	8.2	8.0	12.5
B. Other than food	40.2	30.6	29.2	27.9
a. Reexports of United States (gums, except pine rosin; chinawood oil; crude rubber)	93.5	42.0	25.3	24.0
b. Alcoholic beverages	2/	2/	.2	.9
c. All other	64.5	39.8	42.0	38.1
Vegetable oils	60.8	16.3	22.2	15.9
Rubber manufactures	85.4	68.4	76.5	81.8
Seeds	26.1	21.5	16.1	12.9
Unmanufactured tobacco	82.9	72.2	81.7	87.2
Other	65.1	65.8	68.9	69.7
2. Animals and animal products	53.5	45.8	46.8	39.8
Animals, live	88.8	77.2	68.5	77.6
Fishery products	33.6	31.2	28.7	30.0
Furs and manufactures (chiefly undressed furs)	75.9	59.8	61.0	52.5
Hides and skins	74.6	39.7	41.1	29.1
Leather and manufactures	63.7	46.0	45.1	36.4
Meats	74.2	14.8	29.9	31.8
All other	22.3	43.1	42.7	34.0
3. Fibers, textiles, and textile products	38.9	35.3	35.7	33.9
a. Reexports of United States (raw silk and hard vegetable fibers)	76.1	81.4	69.0	74.7
b. All other	36.1	31.0	33.1	31.0
Raw cotton, including linters	99.5	94.7	96.7	96.9
Raw wool and similar hair	12.0	2/	2/	2/
Other (chiefly manufactures)	27.6	16.7	18.6	18.9
4. Wood, wood products, and paper	84.9	75.8	79.1	80.8
Wood, unmanufactured or partially manufactured	96.6	96.8	96.1	96.2
Wood pulp	100.0	96.4	99.9	100.0
Wood, manufactured (including cork)	81.9	71.2	75.1	75.3
Paper and manufactures	78.5	66.0	70.2	70.4
Books and printed matter	81.2	72.7	77.0	80.3

Table 33. - United States share in Canada's imports, by Canadian commodity groups,^{1/} with major subgroups and commodities, 1930, 1935-37-continued

Group, subgroup or commodity	Fiscal	Calendar year		
	year			
	ended	1935	1936	1937
	March,			
	1930			
	Percent	Percent	Percent	Percent
5. Iron and its products	89.7	77.1	80.1	82.4
Rolling mill products	81.1	47.0	52.7	59.2
Machinery (including engines and boilers, and farm implements)	92.6	86.5	89.0	89.8
Vehicles	98.5	97.4	96.6	96.8
All other	81.8	70.9	72.5	76.5
6. Nonferrous metals and their products	84.1	69.6	69.3	66.2
a. Reexports of United States (tin)	71.0	30.4	10.7	4.2
b. All other	84.5	72.6	73.2	70.6
Copper ore, metal (unwrought), and bars and rods	99.7	98.8	97.1	97.7
Electric apparatus and machinery	90.9	87.5	86.6	82.1
Other	98.4	66.9	66.3	64.1
7. Nonmetallic minerals and their products	80.1	74.3	74.4	76.7
Coal and coal products	90.2	76.8	78.3	81.7
Petroleum, asphalt, and products	82.8	78.6	77.6	80.6
All other (clay, glass, stone, etc.)	60.0	61.3	62.3	64.0
8. Chemicals and allied products	67.6	58.7	58.0	60.2
9. Miscellaneous commodities	72.2	63.4	69.2	72.5
a. Principal noncommercial items ^{2/}	85.3	69.9	74.3	77.9
b. Tourist purchases up to \$100	-	-	83.1	88.2
c. All other (chiefly manufactures)	67.3	60.9	65.8	68.2
Total imports (merchandise)	67.9	56.8	58.1	60.6
a. Principal reexports of the United States	78.9	50.9	37.8	35.2
b. Principal noncommercial items	85.3	69.9	74.3	77.9
c. Alcoholic beverages	^{2/}	^{2/}	.2	.9
d. All other	69.9	57.8	59.5	62.2

^{1/} See table 32, footnote 1.^{2/} Insignificant.^{3/} See table 32, footnote 3.

Source: Compiled from official statistics of the Dept. of Trade and Commerce of Canada.

Table 34. - United States free and dutiable imports^{1/} from Canada, distinguishing pulpwood, wood pulp, and newsprint paper from other free commodities, 1925-37

Year	In millions of dollars					Relative numbers: 1925-29 = 100		
	Pulpwood, wood pulp, and news- print, free	Other commodities			Percent free	Pulpwood, wood pulp, and newsprint	Other free imports	Duti- able imports
		Total	Free	Dutiable				
1925-29 (average)	170.9	308.7	2/ 198.4	2/ 110.3	64.3	100	100	100
1928	179.0	310.2	2/ 198.2	2/ 112.0	63.9	105	99	102
1929	183.6	319.9	205.6	114.3	64.3	107	104	104
1930	164.4	238.0	160.8	77.2	67.6	96	81	70
1931	130.4	135.9	87.5	48.4	64.4	76	44	44
1932	94.2	79.9	50.8	29.1	63.6	55	26	26
1933	84.7	100.7	45.2	55.5	44.9	50	23	50
1934	96.0	131.4	52.6	78.8	40.0	56	27	71
1935	102.6	183.5	71.8	111.7	39.1	60	36	101
1936	123.2	254.3	77.1	177.2	30.3	72	39	161
1937	154.9	239.3	83.1	156.2	34.7	91	42	142

^{1/} General imports through 1933; thereafter imports for consumption.

^{2/} The figures for 1925-28, as originally published, counted all imports of wheat as dutiable, although as a matter of fact the great bulk of it was milled in bond and no duty collected. The figures have been adjusted in this table to count the wheat for milling in bond as free, the figures being available from a supplementary table of the Statistical Abstract of the United States for 1931, p. 498.

Source: Compiled from official statistics of the U. S. Department of Commerce.

Table 35. - United States free and dutiable imports^{1/}
from Canada, by economic classes, 1928-37

(In millions of dollars)

Year	Crude materials		Foodstuffs and beverages		Semi-manufactures		Finished manufactures	
	Free	Duti- able	Free	Duti- able	Free	Duti- able	Free	Duti- able
	1928	55.7	14.3	29.3	63.5	121.4	24.7	170.9
1929	53.1	10.4	24.5	60.5	137.1	33.0	174.9	10.3
1930	43.7	8.6	25.4	36.6	102.4	24.2	153.7	7.8
1931	27.0	5.4	14.7	19.8	54.9	17.6	121.3	5.6
1932	13.7	2.7	7.7	12.5	32.8	10.4	90.8	3.5
1933	15.1	6.0	7.8	22.2	29.3	23.1	77.7	4.2
1934	17.2	3.9	9.3	48.9	36.0	21.8	86.0	4.2
1935	23.1	5.7	10.8	70.9	43.0	29.5	97.4	5.6
1936	29.9	9.8	13.3	118.6	49.1	41.7	108.1	7.1
1937	34.2	8.1	11.4	91.6	59.1	48.4	133.3	8.1

^{1/} General imports through 1933; thereafter imports for consumption.

^{2/} See note 2, table 34.

Source: Compiled from official statistics of the U. S. Department of Commerce.

Table 36. - Proportion of duty-free imports in total United States imports
from Canada, by economic classes, 1928-37

Year	Percent free in imports of -				
	All commodities	Crude materials	Foodstuffs and beverages	Semi-manufactures	Finished manufactures
1928	72.7	79.6	31.6	83.1	94.7
1929	77.3	83.6	28.9	80.6	94.4
1930	80.8	83.6	41.0	80.9	95.2
1931	81.8	83.3	42.6	75.7	95.6
1932	83.3	83.5	38.1	75.9	96.3
1933	70.1	71.6	26.0	55.9	94.9
1934	65.4	81.5	16.0	62.3	95.3
1935	60.9	80.2	13.3	59.3	94.5
1936	53.1	75.3	10.1	54.1	93.8
1937	60.4	80.9	11.1	55.0	94.3

^{1/} See note 2, table 34.

Source: Compiled from official statistics of the U. S. Department of Commerce.

Second Trade Agreement with Canada

Table 37.— United States free and dutiable imports^{1/} from Canada, by economic classes, distinguishing pulpwood, wood pulp, and newsprint paper, from other commodities, 1929 and 1934-37

(Values in millions of dollars)

Economic class	1929	1934	1935	1936	1937
A. Crude materials					
Total imports	63.5	21.1	28.8	39.7	42.3
Pulpwood, free	14.4	7.2	7.8	9.5	12.4
Other commodities, total	48.1	13.9	21.0	30.2	29.9
Dutiable	10.4	3.9	5.7	9.8	8.1
Free	38.7	10.0	15.3	20.4	21.8
Percent of "other commodities" free:	78.8	71.9	72.9	67.5	72.9
B. Foodstuffs and beverages					
Total imports	85.0	58.2	81.7	131.9	103.0
Dutiables:					
Whisky	2/	16.0	14.0	28.3	21.3
Other commodities	60.5	32.9	56.9	90.3	70.3
Free	24.5	9.3	10.9	13.3	11.4
Percent free	28.9	16.0	13.3	10.1	11.1
C. Semimanufactures					
Total imports	170.1	57.8	72.5	90.8	107.5
Wood pulp, free	36.9	20.3	22.7	27.2	33.0
Other commodities, total	133.2	37.5	49.8	63.6	74.5
Dutiable	33.0	21.8	29.5	41.7	48.4
Free	100.2	15.7	20.3	21.9	26.1
Percent of "other commodities" free:	75.2	41.9	40.8	34.4	35.0
D. Finished manufactures					
Total imports	185.2	90.2	103.0	115.2	141.4
Newsprint paper, free	132.3	68.5	72.2	86.5	109.5
Principal noncommercial items ^{3/} , free	22.3	11.1	12.4	9.9	10.1
Other commodities, total	29.6	10.6	18.4	18.8	21.8
Dutiable	10.3	4.2	5.6	7.1	8.1
Free	19.3	6.4	12.8	11.7	13.7
Percent of "other commodities" free:	65.2	60.4	69.6	62.2	62.8
All classes					
Total imports	503.5	227.3	286.1	377.6	394.2
Pulpwood, wood pulp, and newsprint, free	183.6	96.0	102.7	123.2	154.9
Principal noncommercial items ^{3/} , free	22.3	11.1	12.4	9.9	10.1
Other commodities, total	296.6	120.1	171.0	244.5	229.2
Dutiable	114.3	78.7	111.7	177.2	156.2
Free	182.3	41.4	59.3	67.3	73.0
Percent of "other commodities" free:	61.5	34.5	34.7	27.5	31.8

^{1/} General imports in 1929; thereafter, imports for consumption.

^{2/} None reported.

^{3/} Household and personal effects; articles temporarily imported; certain United States products returned.

Sources: Compiled from official statistics of the U. S. Department of Commerce.

Table 38.- United States free and dutiable imports from Canada, by commodity groups, 1929, 1935, 1937^{1/}

(In thousands of dollars)

Commodity group	Free			Dutiable		
	1929	1935	1937	1929	1935	1937
00. Animals and animal products, edible -----	6,605	4,126	5,039	39,838	14,367	30,530
0. Animals and animal products, inedible -----	26,047	6,890	8,716	2,145	4,146	4,992
1. Vegetable food products and beverages ^{2/} -----	17,588	6,717	6,335	20,737	56,518	61,143
2. Vegetable products, inedible -----	1,267	687	620	4,075	797	2,433
3. Textile fibers and manufactures -----	1,750	1,105	1,316	2,936	1,132	1,499
4. Wood and paper:						
(a) Pulpwood, wood pulp, and newsprint -----	183,620	102,681	154,931	-	-	-
(b) Other -----	57,744	10,807	11,316	3,775	9,925	18,756
5. Nonmetallic minerals -----	17,553	9,743	17,795	3,181	815	2,105
6. Metals and manufactures -----	36,633	9,068	6,885	28,025	17,764	28,565
7. Machinery and vehicles -----	5,314	2,595	3,600	945	338	583
8. Chemicals and related products -----	10,243	6,457	9,764	3,398	3,244	2,480
9. Miscellaneous:						
(a) Principal noncommercial items ^{3/} -----	22,336	12,449	10,140	-	-	-
(b) All other -----	2,525	1,090	1,551	5,215	2,652	3,148

^{1/} General imports for 1929; imports for consumption for 1935 and 1937.

^{2/} Including whisky, which is dutiable; for statistics see table 31.

^{3/} Household and personal effects; articles temporarily imported; certain United States products returned.

Source: Compiled from official statistics of the U. S. Department of Commerce.

Table 39. - Canada's free and dutiable imports from the United States, by Canadian commodity groups,^{1/} with major subgroups, and commodities, for specified fiscal years

(In thousands of Canadian dollars)

Group, subgroup, or commodity	April 1929-March 1930 ^{2/}		April 1934-March 1935		April 1936-March 1937	
	Free ^{3/}	Dutiable	Free ^{3/}	Dutiable	Free ^{3/}	Dutiable
1. Grand total	324,143	523,299	122,482	181,158	146,984	236,736
1. Agricultural and vegetable products						
A. Mainly food	19,048	40,122	3,021	16,582	5,291	20,253
B. Other than foods						
Crude rubber (India)	14,050	-	6,134		1,858	
All other	18,298	7,234	5,257	4,609	4,778	6,088
2. Animals and animal products	18,200	19,188	5,213	4,615	7,542	5,118
3. Fibers, textiles, and textile products						
Raw cotton, including lintars	22,123	-	17,077		19,589	-
Raw silk and vegetable fibers other than cotton	10,531		4,435			
All other (chiefly manufactures)	6,699	32,685	2,447	6,583	2,995	9,202
4. Wood, wood products, and paper	20,236	31,500	6,211	9,835	10,672	12,389
5. Iron and its products (including machinery and vehicles)	43,193	240,972	14,401	63,076	27,525	94,217
6. Nonferrous metals and their products	18,180	55,558	7,253	13,605	5,490	19,910
7. Nonmetallic minerals and their products						
Coal and coal products	32,028	25,889	1,809	29,900	2,432	27,903
Petroleum, asphalt, and products	51,794	13,483	26,619	5,719	32,013	7,073
All other (clay, glass, stone, etc.)	10,998	15,522	7,026	6,184	9,561	7,827
8. Chemicals and allied products	12,691	14,291	6,147	10,970	6,582	12,806
9. Miscellaneous commodities						
Principal noncommercial items ^{4/}	17,051	-	6,261	-	6,136	-
Tourist purchases up to \$100.00 ^{5/}	5/	5/	5/	5/	2,864	-
All other	9,482	26,855	3,151	9,479	5,266	13,950

^{1/} See table 32, footnote 1. ^{2/} In the fiscal year ended March 1930, the totals of the free and dutiable imports for each of the groups shown in table 39 will not, in all cases, equal the totals for the corresponding groups in table 32; in table 32 the import data represent revised figures reported subsequently to their first publication whereas in table 39 the import statistics showing free and dutiable imports are unrevised figures which are published only once.

^{3/} For percentages free based on these figures, see table 12.

^{4/} Canadian containers returned; Canadian goods returned; articles temporarily imported for exhibition and settlers' effects.

^{5/} Not available.

Source: Compiled from official statistics of the Department of Trade and Commerce of Canada.

Table 40. - Canada's imports from the United States, other non-British countries, and British countries, classified by tariff status, for specified fiscal years

Tariff status	April 1929-March 1930			April 1934-March 1935			April 1936-March 1937		
	United States	Other non-British countries	British countries	United States	Other non-British countries	British countries	United States	Other non-British countries	British countries
In millions of Canadian dollars									
Grand total	847.4	148.1	252.7	303.6	62.6	156.2	393.7	80.0	198.2
Dutiable, total	523.3	105.1	190.8	181.1	41.5	78.6	236.7	46.0	87.3
At general rates	523.3	48.6	41.6	181.1	21.3	2.1	75.8	21.1	1.8
At intermediate or treaty rates		56.5	2.3	-	20.2	1.3	160.9	24.9	2.1
At British preferential rates		-	146.9	-	-	75.2			83.4
Free, total	324.1	43.0	61.9	122.5	21.1	77.6	157.0	34.0	110.9
Under general tariff	324.1	43.0	37.6	122.5	21.0	16.9	145.4	33.7	31.9
Under intermediate or treaty tariff		-			0.1	0.1	11.6	0.3	-
Under British preferential tariff			24.3	-	-	60.6	-		79.0
Percent of total									
Grand total	100.0	100.0	100.0	100.0	100.0	100.0	100.0	100.0	100.0
Dutiable, total	61.8	71.0	75.5	59.7	66.3	50.3	60.1	57.5	44.0
At general rates	61.8	32.8	16.5	59.7	34.0	1.4	19.2	26.4	.9
At intermediate or treaty rates	-	38.2	.9	-	32.3	.8	40.9	31.1	1.0
At British preferential rates	-	-	58.1	-	-	48.1	-	-	42.1
Free, total	38.2	29.0	24.5	40.3	33.7	49.7	39.9	42.5	56.0
Under general tariff	38.2	29.0	14.9	40.3	33.5	10.8	36.9	42.1	16.1
Under intermediate or treaty tariff	-	-	-	-	.2	.1	3.0	.4	-
Under British preferential tariff	-	-	9.6	-	-	38.8	-	-	39.9

Source: Compiled from official statistics of the Department of Trade and Commerce of Canada.

Table 41. - United States imports from Canada and from all countries of individual commodities on which United States duties were reduced in the 1936 agreement with Canada, for the years 1934-38, with rates of duty in 1935 and 1936

Note: Imports from Canada are given first and imports from all countries in parentheses below; imports from all countries omitted if in no year since the agreement did they exceed imports from Canada by more than 10 percent, or if total imports were very small.

Commodity	Rate of duty		Value of imports (In thousands of dollars)					
	1935	1936	1934	1935	1936	1937	1938 ^{1/}	
<u>Group 00. Animals and Animal Products, Edible (except Fishery Products)</u>								
Cattle, weighing less than 175 pounds ^{2/}	2½¢ lb.	1½¢ lb.	3/	2 : 3/	360	752	1,246	725
Cattle, weighing 700 pounds or more each :								
Cows for dairy purposes ^{2/} -----	3¢ lb.	1½¢ lb.		4/	4/	352	425	472
Other than for dairy purposes ^{2/} -----	3¢ lb.	2¢ lb.	5/	6 : 5/	3,607	6,878	11,006	4,358
			5/	(34) : 5/	(3,758)	(7,199)	(11,424)	(5,083)
Birds, live: Chickens, ducks, geese,								
turkeys and guineas -----	8¢ lb.	4¢ lb.		5 :	9 :	177	733	166
				(9) :	(23) :	(194)	(787)	(227)
Birds, dead, fresh, chilled or frozen:								
Chickens and guineas -----	10¢ lb.	6¢ lb.	6/	1 : 6/	1 :	41	7	1
			6/	(13) : 6/	(2) :	(54)	(44)	(25)
Cream, fresh or sour ^{2/} -----	56.6¢ gal.	35¢ gal.		7/	1 :	65	204	6
Cheddar cheese in original loaves -----	7¢ lb.; Min. 35%	5¢ lb.; Min. 25%	8/	126 : 8/	95 :	1,464	708	295
<u>Group 00. Fish and Fish Products, Edible</u>								
Fresh-water fish, fresh or frozen:								
Chubs, fresh-water mullet (catostomus),								
jacks, lake trout, saugars, tullibees,								
whitefish, and yellow pike -----	1¢ lb.	3/4¢ lb.	8/	3,600 : 8/	3,600 :	3,516	3,780	3,620
Eels, fresh or frozen -----	1¢ lb.	1/2¢ lb.		22 :	23 :	28	61	(35)

^{1/} Preliminary. ^{2/} Subject to quota limitation; see table 28. ^{3/} Reported exports from Canada to the United States.
^{4/} Included with "cattle weighing 700 pounds or more each, other than for dairy purposes."
^{5/} Includes dairy cows. ^{6/} Includes ducks and geese. ^{7/} Less than \$500. ^{8/} Estimated.

Table 41. - United States imports from Canada and from all countries of individual commodities on which United States duties were reduced in the 1936 agreement with Canada, for the years 1934-38, with rates of duty in 1935 and 1936 - continued

Commodity	Rate of duty		Value of imports (In thousands of dollars)				
	1935	1936	1934	1935	1936	1937	1938 ^{1/}
<u>Group 00. Fish and Fish Products, Edible - continued</u>							
Salmon, fresh or frozen -----	2¢ lb.	1½¢ lb.	491 (533)	526 (574)	769 (820)	557 (592)	557 (605)
Halibut, fresh or frozen -----	2¢ lb.	1¢ lb.	260	253	449	488	(624)
Swordfish, fresh but not frozen -----	2¢ lb.	1½¢ lb.	228 ^{2/}	233	371	274	195
Salmon, pickled or salted -----	25%	20%	179	58	26	8	30
Alewives, pickled or salted, in bulk or in containers weighing with contents more than 15 pounds each -----	1½¢ lb.net wt.	3/4¢ lb. net wt.	9 ^{3/}	11	2	^{4/}	1
Hard, dry-smoked herring, whole or beheaded, not advanced -----	1½¢ lb.	5/8¢ lb.	20 ^{5/} (20) ^{3/}	39 (39)	28 (53)	23 (49)	13 (55)
Smoked herring, boned, whether or not skinned -----	3¢ lb.	1½¢ lb.	9 ^{3/}	24	22	4	6
Razor clams, canned -----	23% ^{6/}	15%	2	1	-	-	-

^{1/} Preliminary. ^{2/} Fresh and frozen swordfish were reported together until 1936. However, since almost all fresh swordfish comes from Canada, and Canadian exports are mostly fresh, the imports from Canada roughly indicate fresh swordfish. ^{3/} Estimated. ^{4/} Less than \$500. ^{5/} Imports from Canada classified as "smoked or kippered herring" prior to January 1, 1936, were principally "hard dry-smoked herring." ^{6/} Reduced from 35 percent by Presidential proclamation under Section 336 of the Tariff Act of 1930, effective May 31, 1934.

Table 41. - United States imports from Canada and from all countries of individual commodities on which United States duties were reduced in the 1936 agreement with Canada, for the years 1934-38, with rates of duty in 1935 and 1936 - continued

Commodity	Rate of duty		Value of imports (In thousands of dollars)				
	1935	1936	1934	1935	1936	1937	1938 ^{1/}
<u>Group 0. Animals and Animal Products, Inedible</u>							
Harness and saddlery leather of the bovine species -----	12½%	10%	2/ (20)	1 (15)	4 (38)	3 (21)	7 (22)
Patent leather, of the bovine species ----	15%	10%	32	17	86	50	14
Sperm oil, crude -----	5¢ gal. ^{3/}	2½¢ gal.	49 (118)	35 (74)	206 (328)	205 (356)	151 (352)
Horses, valued at not over \$150 per head	\$30 each	\$20 each	364	592	2,013	1,191	588
<u>Group 1. Vegetable Food Products ^{4/}</u>							
Cereal breakfast foods, etc., processed, not specially provided for -----	20%	15%	35 (58)	51 (75)	268 (294)	76 (105)	64 (98)
Ray -----	\$5 short ton	\$3 short ton	160 ^{5/}	170	541	1,067	141
Peas, green or unripe (July 1-Sept. 30) -	3.9¢ lb. ^{6/}	2¢ lb.	1	-	-	-	-
White or Irish seed potatoes, certified ^{7/} December-February, inclusive -----	75¢ 100 lbs.	60¢ 100 lbs.	326	8	39	28	46
March-November, inclusive -----	75¢ 100 lbs.	45¢ 100 lbs.	130	42	675	780	485
Turnips and rutabagas -----	25¢ 100 lbs.	12½¢ 100 lbs.	651	541	919	841	838

^{1/} Preliminary. ^{2/} Less than \$500. ^{3/} Reduced from 10 cents per gallon, effective April 1, 1933, under Section 336 of the Tariff Act of 1930. ^{4/} Hulled oats, unfit for human consumption, imports of which have been very small since 1935, are excluded from this tabulation. ^{5/} Does not include imports entered for emergency relief, amounting to 489 thousand dollars from Canada and 494 thousand dollars from "all" countries. ^{6/} Increased from 3 cents per pound, effective January 1, 1932, under Section 336 of the Tariff Act of 1930. ^{7/} Subject to quota limitation; see table 28.

Table 41. - United States imports from Canada and from all countries of individual commodities on which United States duties were reduced in the 1936 agreement with Canada, for the years 1934-38, with rates of duty in 1935 and 1936 - continued

Commodity	Rate of duty		Value of imports (In thousands of dollars)				
	1935	1936	1934	1935	1936	1937	1938 ^{1/}
<u>Group 1. Vegetable Food Products - continued</u>							
Apples, green or ripe -----	25¢ bu. of 50 lbs.	15¢ bu. of 50 lbs.	17	6	33	39	44
Strawberries, natural or in brine -----	1 1/4¢ lb.	3/4¢ lb.	2/ 19	2/ 23	54	82	(41)
Cherries, in their natural state ^{3/} -----	2¢ lb.	1¢ lb.	50 (102)	9 (63)	9 (38)	1 (38)	10 (65)
Blueberries, prepared or preserved or frozen, not in brine, and not dried, dessicated, or evaporated, not specially provided for -----	35%	25%	51 (158)	67 (239)	132 (348)	248 (652)	121 (258)
Maple sugar -----	6¢ lb. ^{4/}	4¢ lb.	455	283	983	915	623
Whiskey, of all types and classes, aged not less than four years in wooden containers -----	\$5 pf. gal.	\$2.50 pf. gal.	5/ 16,020 5/6/ (27,650)	14,004 6/ (26,220)	28,284 6/ (55,735)	21,305 6/ (53,844)	10,577 6/ (42,704)
<u>Group 2. Vegetable Products. Inedible (except Fibers and Wood)</u>							
Grass and other forage crop seeds:							
Alfalfa -----	8¢ lb.	4¢ lb.	12 (12)	9 (9)	218 (294)	642 (766)	522 (659)
Alsike clover -----	8¢ lb.	4¢ lb.	7/ 7 (7)	7/ 7 (7)	215 (230)	229 (337)	18 (103)
Sweet clover -----	4¢ lb.	2¢ lb.	1	7/	222	579	362
Bluegrass (Canada and Kentucky) -----	5¢ lb.	2 1/2¢ lb.	10	15	18	17	12
Timothy -----	2¢ lb.	1¢ lb.	52 (154)	357 (541)	10 (11)	4 (7)	1 (5)

^{1/} Preliminary. ^{2/} Canadian value of exports to the United States. ^{3/} Includes cherries in air-tight or water-tight containers, which are excluded in the new agreement. ^{4/} Rate reduced from 8 cents per pound, effective March 7, 1931, under Section 336 of the Tariff Act of 1930. ^{5/} Includes all whiskey. ^{6/} Statistics do not include negligible amounts from Cuba at 20 percent reduction or special imports free of duty. ^{7/} Less than \$500.

Table 41. - United States imports from Canada and from all countries of individual commodities on which United States duties were reduced in the 1936 agreement with Canada, for the years 1934-38, with rates of duty in 1935 and 1936 - continued

Commodity	Rate of duty		Value of imports (In thousands of dollars)				
	1935	1936	1934	1935	1936	1937	1938 ^{1/}
<u>Group A. Wood and Paper</u>							
Lumber and timber of Douglas fir and Western hemlock ^{2/}	Tariff rate: \$1 M bd. ft.	\$0.50 M bd. ft. ^{3/}	113 ^{3/}	1,346 ^{3/}	2,390 ^{3/}	2,914 ^{3/}	2,752
	Revenue tax: \$3 M bd. ft.	\$1.50 M bd. ft. ^{3/}	(113) ^{3/}	(1,346) ^{3/}	(2,390) ^{3/}	(2,914) ^{3/}	(2,752)
Lumber and timber of Northern pine, Norway pine, and Western white spruce	Tariff rate: \$1 M bd. ft.	\$0.50 M bd. ft. ^{4/}	2,117 ^{4/}	2,057 ^{4/}	2,306 ^{4/}	2,318 ^{4/}	1,655
	Revenue tax: \$3 M bd. ft.	\$1.50 M bd. ft. ^{5/}					
Lumber and timber of spruce, pine, hemlock and fir of species not mentioned above, also larch	Tariff rate: \$1 M bd. ft.	\$0.50 M bd. ft. ^{6/}	2,899 ^{6/}	3,573 ^{6/}	5,909 ^{6/}	6,744 ^{6/}	4,522
	Revenue tax: \$3 M bd. ft.	\$1.50 M bd. ft. ^{6/}	(3,389) ^{6/}	(4,685) ^{6/}	(7,147) ^{6/}	(8,070) ^{6/}	(4,624)
Lumber and timber of softwood species not mentioned above; also hardwoods, except cabinet woods ^{7/}	Tariff rate: Free	Bound free	728	1,631	3,042	4,442	3,178
	Revenue tax: \$3 M bd. ft.	\$1.50 M bd. ft.					
Flooring of maple (except Japanese maple), birch, and beech	8%	4%	28	24	24	84	7

^{1/} Preliminary. ^{2/} Subject to quota limitation; see table 28. ^{3/} Includes all fir and hemlock; imports of fir and hemlock, other than Douglas fir and Western hemlock, are small. In 1934, 1935 and 1936 statistics include small amounts of clapboards of spruce, pine, and larch. ^{4/} Includes all species of pine; imports of pine, other than Northern pine and Norway pine, are small. Imports of Western white spruce not separately reported. Western white spruce is separately classified effective July 27, 1938; however, to keep figures comparable to prior years Western white spruce has been excluded. ^{5/} Tax repealed by Congress in 1938. ^{6/} Includes Western white spruce but does not include unspecified species of pine, hemlock, and fir; excludes negligible imports of clapboards in 1934, 1935 and 1936. ^{7/} Balsa and teak are specifically excluded in the new agreement. Other hardwoods specifically excluded in the new agreement are: Cedar, commercially known as Spanish cedar, lignum-vitae, lancewood, ebony, box, granadillo, mahogany, rosewood, satinwood, Japanese white oak and Japanese maple. The statistics shown above exclude these specified hardwoods.

Table 41. - United States imports from Canada and from all countries of individual commodities on which United States duties were reduced in the 1936 agreement with Canada, for the years 1934-38, with rates of duty in 1935 and 1936 - continued

Commodity	Rate of duty		Value of imports (In thousands of dollars)				
	1935	1936	1934	1935	1936	1937	1938 ^{1/}
<u>Group 4. Wood and Paper - continued</u>							
Ice hockey sticks of wood -----	33-1/3%	20%	2/ 9	2/ 12	15	10	13
Pulpboard in rolls for wallboard, not processed, not specially provided for	10%	5%	318	288	417	489	290
Pulpboard in rolls for wallboard, processed -----	\$14.50 sh. ton ^{3/} Min. 15%; max. 30%	15%	2/ 113	2/ 106	16	3	95
<u>Group 5. Nonmetallic Minerals</u>							
Limestone, not suitable for monumental or building stone, crude -----	5¢ 100 lbs.	2 1/2¢ 100 lbs.	8	4/	6	4	15
Lime, hydrated -----	12¢ 100 lbs. ^{5/}	8¢ 100 lbs. ^{5/}	7 (9)	9 (10) ^{6/}	10 (12)	12 (14)	8 (10)
Lime, not specially provided for -----	10¢ 100 lbs. ^{5/}	7¢ 100 lbs. ^{5/}	74	35	74	76	55
Crude feldspar -----	50¢ ton ^{7/}	35¢ ton	66	56	67	92	56
Fire brick, not specially provided for	25%	15%	10 (22)	13 (17)	28 (34)	30 (38)	37 (41)
Dead-burned basic refractory material containing 6 percent or more of lime and consisting chiefly of magnesia and lime ^{8/} -----	30%	27 1/2%	167	189	349	231	67

^{1/} Preliminary. ^{2/} Estimated. ^{3/} Rate reduced from 30 percent ad valorem in Swedish trade agreement, effective August 5, 1935. ^{4/} Less than \$500. ^{5/} Including weight of container. ^{6/} Data revised since publication in Foreign Commerce and Navigation of the United States. ^{7/} Reduced from \$1 per ton, effective January 1, 1932, under section 336 of the Tariff Act of 1930. ^{8/} Classified as "dead-burned dolomite" before 1936.

Table 41. - United States imports from Canada and from all countries of individual commodities on which United States duties were reduced in the 1936 agreement with Canada, for the years 1934-38, with rates of duty in 1935 and 1936 - continued

Commodity	Rate of duty		Value of imports (In thousands of dollars)				
	1935	1936	1934	1935	1936	1937	1938 ^{1/}
<u>Group 5. Nonmetallic Minerals - continued</u>							
Talc, steatite or soapstone, ground, washed, powdered, or pulverised (except toilet preparations), valued at not over \$12.50 per ton ^{2/} -----	35%	25%	84 (133)	81 (122)	86 (152)	72 (154)	66 (123)
<u>Group 6. Metals and Manufactures (except Machinery and Vehicles)</u>							
Ferromanganese, containing not less than 4 percent carbon ^{3/} -----	1-7/8¢ lb.	1¢ lb. (mang. content) ^{5/}	250 (1,401)	4 (1,663)	4 (2,184)	427 (2,076)	- (1,740)
Ferrosilicon, containing 8 percent, but less than 30 percent silicon ^{6/} -----	2¢ lb.	1 1/4¢ lb. (silicon content)	189 (190)	135 (135)	79 (79)	303 (349)	134 (134)
Ferrotitanium, ferrovanadium, ferro-uranium -----	25%	15%	-	-	-	-	-
<u>Group 7. Machinery and Vehicles</u>							

(Imports of electric cooking stoves and ranges, which were not separately classified in 1934 and 1935, and which have been negligible in 1936-38, are omitted from this tabulation.)

^{1/} Preliminary. ^{2/} Statistics do not include imports of high-priced talc from Italy, and do not include the part of imports from France which is estimated to be valued at over \$12.50 per ton. In order to provide a comparable series of statistics, the imports of talc in all value brackets from other countries are here included, although the concession covered only that valued at not over \$12.50 per ton. ^{3/} Comparable series covering ferromanganese of the grade on which the duty was reduced are not available from 1934 through 1938; therefore, statistics are used for ferromanganese containing not less than 1 percent carbon. For import statistics covering ferromanganese of the grade on which the concession was made in the 1936 agreement, see table 27. ^{4/} Less than \$500. ^{5/} The duty is equal to 1-1/4 times the duty on manganese in ore plus 3/8 cent; at the present rate of 1/2 cent per pound on manganese in ore, this amounts to one cent. ^{6/} Comparable series covering ferrosilicon of the grade on which the duty was reduced are not available from 1934 through 1938; therefore, statistics are used for ferrosilicon containing 8 percent but not less than 60 percent silicon. For import statistics covering ferrosilicon of the grade on which the concession was made in the 1936 agreement, see table 27.

Table 41. - United States imports from Canada and from all countries of individual commodities on which United States duties were reduced in the 1936 agreement with Canada, for the years 1934-38, with rates of duty in 1935 and 1936 - continued

Commodity	Rate of duty		Value of imports (In thousands of dollars)				
	1935	1936	1934	1935	1936	1937	1938 ^{1/}
<u>Group 8. Chemicals and Related Products</u>							
Vinyl acetate and synthetic resins made in chief value therefrom, not specially provided for ^{2/}	6¢ lb. + 30%	3¢ lb. + 15%	39	150	203	240	115
Acetic acid containing by weight of acetic acid more than 65 percent	2¢ lb.	1½¢ lb.	1,846	2,071	1,518	1,692	338
Cobalt oxide	20¢ lb.	10¢ lb.	(258)	(503)	(886)	125 (1,059)	- (499)
Acetylene black	20%	15%	50 ^{3/}	69 ^{3/}	120	137	128
<u>Group 9. Miscellaneous</u>							
Pipe organs (church), and parts	35% ^{4/}	25%	12	33	18	20	51
Ice skates and parts	20%	15%	44 ^{5/} (45) ^{5/}	117 ^{5/} (120) ^{5/}	141 (145)	73 (82)	216 (227)
Lacrosse sticks	30%	15%	3 ^{5/}	4 ^{5/}	4	5	8

^{1/} Preliminary. ^{2/} Does not include "synthetic resins made in chief value from vinyl acetate, n.e.s." dutiable under paragraph 11; this classification was not separately reported before 1936; since January 1, 1936, imports under it have been negligible.

^{3/} Classified as "gas black and acetylene black" but probably predominantly acetylene black.

^{4/} Reduced from 40 percent ad valorem, effective July 24, 1931, under Section 336 of the Tariff Act of 1930. ^{5/} Estimated.

Source: Compiled from official statistics of the U.S. Department of Commerce.

Second Trade Agreement with Canada

Table 42. - United States concessions in the new agreement, distinguishing duty-reductions below 1935 rates and duty-bindings at 1935 rates, by commodity groups: Dutiable imports into the United States from all countries and from Canada in 1937

(In thousands of dollars)

Commodity group	Duties of new agreement below 1935 rates on imports from			Duties of new agreement bound at 1935 rates on imports from		
	All countries	Canada	Percent of total	Other countries	All countries	Canada
	Value	Value		Value	Value	
00.(a) Animals and animal products, edible, (except fishery products) ^{1/}	19,617	2,18,500	94.3	2,1,117	4	4
(b) Fish and fish products, edible ^{1/}	9,156	7,808	85.3	1,348	915	517
0. Animals and animal products, inedible	2,977	1,809	60.8	1,168	-	-
1.(a) Vegetable food products, (except beverages) ^{1/}	25,979	21,721	83.6	4,258	11,313	2,286
(b) Beverages	53,897	21,350	39.6	32,547	-	-
2. Vegetable products, inedible, (except fibers and wood)	3,464	1,964	56.7	1,500	-	-
3. Textile fibers and manufactures	17	15	88.1	2	-	-
4. Wood and paper	20,048	18,278	91.2	1,770	-	-
5. Nonmetallic minerals	772	595	77.2	177	-	-
6. Metals and manufactures (except machinery and vehicles)	34,000	25,894	76.2	8,106	590	551
7. Machinery and vehicles ^{3/}	126	22	3/	3/ 104	-	-
8. Chemicals and related products	3,136	2,198	70.1	938	-	-
9. Miscellaneous	1,637	375	22.9	1,262	-	-
Total	174,826	120,529	68.9	54,297	12,822	3,358

^{1/} For certain duty reductions limited by quotas, see table 28.

^{2/} Does not include cured pork, the concession on which excludes certain forms imported chiefly from countries other than Canada; total imports of cured pork from Canada, the bulk of which was of forms to which the concession does apply, amounted to \$550,000 in 1937.

^{3/} Principal item is motor boats. Concession relates only to those valued not over \$15,000. Statistics include all unit values and imports from countries other than Canada are largely valued over \$15,000. Imports from Canada are chiefly valued under \$15,000. Percentage from Canada consequently not computed.

Source: Compiled from official statistics of the U. S. Department of Commerce.

Table 43.- United States duty-reduction concessions in the new agreement compared with concessions in the 1936 agreement, by commodity groups: Dutiable imports into the United States from Canada in 1936 and 1937

(Values in thousands of dollars)

Commodity group	Total dutiable imports from Canada	Duties of 1936 agreement below 1935 rates		Duties of new agreement below 1935 rates	
		Value of imports	Percent of total	Value of imports	Percent of total
00.(a) Animals and animal products (except fishery ^{1/} products), edible	1937: 21,002 1936: 14,835	14,330 9,728	68.2 65.6	2/18,500 2/12,793	88.1 86.2
(b) Fish and fish products, edible ^{1/}	1937: 9,528 1936: 8,908	5,195 5,211	54.5 58.5	7,808 7,750	82.0 87.0
0. - Animals and animal products, inedible	1937: 4,992 1936: 6,812	1,449 2,309	29.0 33.9	1,809 2,625	36.2 38.5
1.(a) Vegetable food products (except beverages) ^{1/}	1937: 39,666 1936: 66,405	4,079 3,660	10.3 5.5	21,721 24,598	54.8 37.0
(b) Beverages	1937: 21,477 1936: 28,473	21,305 28,284	99.2 99.3	21,350 28,308	99.4 99.4
2. - Vegetable products, inedible	1937: 2,433 1936: 2,482	1,913 919	78.6 37.0	1,964 972	80.7 39.2
3. - Textile fibers and manufactures	1937: 1,499 1936: 2,213	- -	- -	15 20	1.0 .9
4. - Wood and paper ^{1/}	1937: 18,756 1936: 15,498	17,004 14,118	90.7 91.1	18,278 15,049	97.5 97.1
5. - Nonmetallic minerals	1937: 2,105 1936: 1,591	497 595	23.6 37.4	595 726	28.3 45.6
6. - Metals and manufactures	1937: 28,565 1936: 24,279	815 82	2.9 .3	25,894 20,823	90.6 85.8
7. - Machinery and vehicles	1937: 583 1936: 457	3/ 3/	4/ 4/	22 21	3.7 4.7
8. - Chemicals and related products	1937: 2,480 1936: 2,249	2,194 1,840	88.5 81.8	2,198 1,840	88.6 81.8
9. - Miscellaneous	1937: 3,148 1936: 3,006	98 164	3.1 5.4	375 400	11.9 13.3
Total	1937: 156,234 1936: 177,208	68,879 66,910	44.1 37.8	120,529 115,925	77.1 65.4

^{1/} Certain of the duty reductions are, or were, under the 1936 agreement, subject to quotas; see table 28.

^{2/} Does not include cured pork, the concession on which excludes certain forms imported chiefly from countries other than Canada; total imports of cured pork from Canada, the bulk of which was of forms to which the concession does apply, amounted to \$509,000 in 1936 and \$550,000 in 1937.

^{3/} Less than \$500. ^{4/} Less than one-tenth of 1 percent.

Source: Compiled from official statistics of the U. S. Department of Commerce.

Table 44. - Canadian concessions in the new agreement, distinguishing duty-reductions below 1935 rates and duty-bindings at 1935 rates, by commodity groups: 1/ Dutiable imports into Canada from all countries and from the United States in 1937

(Values in thousands of Canadian dollars)

Commodity group	Total dutiable imports 1/	Duties of new agreements below 1935 rates		Duties bound at 1935 rates by: 2/	Non-concession commodities 3/
		By Schedule I	By m.f.n. provision 2/		
1. Agricultural and vegetable products, mainly food					
All countries -----	87,369	31,228	9,007	4,423	42,178
United States -----	27,749	17,236	3,787	4,423	2,303
Percent from U.S. --	-	55	42	100	5
2. Agricultural and vegetable products, other than food					
Agricultural -					
All countries -----	15,107	874	1,969	-	12,264
United States -----	2,353	392	578	-	1,383
Percent from U.S. --	-	45	29	-	11
Other crude products					
All countries -----	2,017	1,011	1,006	-	-
United States -----	1,472	777	695	-	-
Percent from U.S. --	-	77	69	-	-
Beverages -					
All countries -----	8,050	4,277	664	-	3,109
United States -----	70	63	7	-	-
Percent from U.S. --	-	1 1/2	1	-	-
Manufactures -					
All countries -----	3,243	2,429	304	-	510
United States -----	2,285	1,949	239	-	97
Percent from U.S. --	-	80	79	-	19
3. Animals and animal products					
Agricultural -					
All countries -----	2,340	497	1,781	-	62
United States -----	850	442	348	-	60
Percent from U.S. --	-	89	19	-	97
Fishery -					
All countries -----	2,570	1,023	1,476	-	71
United States -----	760	505	247	-	8
Percent from U.S. --	-	49	17	-	11
Other crude products					
All countries -----	1,664	59	1,605	-	-
United States -----	854	59	795	-	-
Percent from U.S. --	-	100	49	-	-
Manufactures -					
All countries -----	6,775	4,348	1,546	-	881
United States -----	2,550	2,014	356	-	180
Percent from U.S. --	-	46	23	-	20
4. Fibers, textiles, and textile products					
All countries -----	76,919	22,337	54,214	-	368
United States -----	10,268	6,576	3,465	-	227
Percent from U.S. --	-	29	6	-	62
5. Wood, wood products, and paper					
All countries -----	12,452	10,369	1,594	319	170
United States -----	9,490	8,183	839	318	150
Percent from U.S. --	-	79	53	99 1/2	83
6. Iron and its products					
All countries -----	73,210	41,986	7,339	17,087	6,798
United States -----	47,829	25,327	4,820	12,915	4,767
Percent from U.S. --	-	60	66	76	70

Table 44. - Canadian concessions in the new agreement, distinguishing duty-reductions below 1935 rates and duty-bindings at 1935 rates, by commodity groups; 1/ Dutiable imports; 2/ into Canada from all countries and from the United States in 1937 - Continued

(Values in thousands of Canadian dollars)

Commodity group	Total dutiable imports 3/	Duties of new agreement below 1935 rates		Duties bound at 1935 rates by Schedule I	Non-concession commodities 3/
		By Schedule I	By m.f.n. provision 3/		
7. Machinery, electrical apparatus, and vehicles					
All countries	108,888	75,592	32,067	-	1,229
United States	97,623	66,188	30,459	-	976
Percent from U.S.	-	87	95	-	79
8. Nonferrous metals and products					
All countries	15,015	11,494	1,985	656	880
United States	11,240	9,140	1,086	518	496
Percent from U.S.	-	80	55	79	56
9. Nonmetallic minerals					
Crude -					
All countries	41,158	1,552	133	39,256	217
United States	33,285	1,361	119	31,616	189
Percent from U.S.	-	88	90	80	87
Manufactures -					
All countries	26,072	7,200	10,503	1,377	6,992
United States	15,669	5,005	9,267	512	885
Percent from U.S.	-	70	88	37	13
10. Chemicals and allied products					
All countries	23,979	11,470	3,267	2,940	6,302
United States	14,074	7,243	2,923	1,315	2,593
Percent from U.S.	-	63	90	45	41
11. Miscellaneous commodities					
All countries	41,583 ^{4/5}	24,364 ^{4/5}	6,553 ^{4/5}	179	5,321
United States	30,047 ^{4/5}	19,139 ^{4/5}	4,028 ^{4/5}	132	2,116
Percent from U.S.	-	79	61	74	40

1/ In order to make the 9 Canadian commodity groups correspond more closely with those distinguished in United States statistics, several changes have been made. The Canadian subgroups under "Agricultural and vegetable products," consisting of "mainly food" and "other than food," (see table 9, p. 23) are shown as groups 1 and 2, respectively. A new group, 7, consists of machinery and vehicles from groups 5 and 9, electrical apparatus from groups 6 and 9. Clocks and watches have been transferred from group 6 to group 9, and printed matter from group 4 to group 9. This arrangement is followed in tables 44 and 45 and in tables 17, 20, and 21, Parts II and III.

2/ Imports are classified as dutiable which were dutiable in 1935, some articles having been subsequently transferred to the free list.

3/ These columns do not include items of which the imports from the United States are insignificant or for which data are not available. In the aggregate the imports of these items from the United States are small, but from all countries quite large in some groups.

4/ These statistics include imports of "mixed concession" items, consisting of parcel post and small express packages and certain containers, mostly dutiable, on which the duty reductions can not be segregated as between schedule I and most-favored-nation concessions. The total imports of these mixed concession items from all countries were \$5,166,000 in 1937, of which \$4,632,000 came from the United States.

5/ For convenience of presentation, duty-free imports of tourist purchases up to \$100 are treated as a concession under schedule I. These amounted in 1937 to \$6,205,000 from the United States, and \$7,034,000 from all countries. Excluding tourist purchases, the imports of the miscellaneous group at rates reduced by schedule I amounted to \$12,934,000 and \$17,330,000, respectively, the share of the United States being 75 percent.

Source: Compiled from official statistics of the Department of Trade and Commerce of Canada.

Second Trade Agreement with Canada

Table 45. - Canadian concessions by schedule I and the most-favored-nation provision of the new agreement, compared with concessions in the 1936 agreement, by commodity groups. Dutiable imports into Canada from the United States in 1937

(Values in thousands of Canadian dollars)

Commodity group	Total dutiable imports 2/	Duties of 1936 agree- ment below 1935 rates			Duties of new agree- ment below 1935 rates		
		Total	By Schedule I	By M.F.N. provisions 2/	Total	By Schedule I	By M.F.N. provisions 2/
1. Agricultural and vegetable products, mainly food	27,749	20,095	13,427	6,668	21,023	17,236	3,787
Percents	100	72	48	24	76	62	14
2. Agricultural and vegetable products, other than food							
Agricultural	2,353	873	1	27	846	970	392
Percents	100	37	1	36	41	17	25
Other crude products	1,472	1,472	-	-	1,472	1,472	777
Percents	100	100	-	100	100	53	47
Beverages	70	7	-	-	7	70	63
Percents	100	10	-	10	100	90	10
Manufactures	2,289	2,179	-	-	2,179	2,188	1,949
Percents	100	95	-	95	96	85	10
3. Animals and animal products							
Agricultural	850	778	5	5	773	790	442
Percents	100	91	5	91	93	52	41
Fishery	760	752	402	350	752	505	247
Percents	100	99	53	46	99	66	32
Other crude products	854	854	-	-	854	854	399
Percents	100	100	-	100	100	7	93
Manufactures	2,550	1,429	-	-	1,429	2,370	2,014
Percents	100	56	-	56	93	79	13
4. Fibres, textiles, and textile products	10,268	9,999	406	93	9,593	10,041	6,576
Percents	100	97	4	93	98	64	34
5. Wood, wood products, and paper	9,490	9,008	3,937	53	5,071	9,022	8,183
Percents	100	95	42	53	95	86	9

Table 45. - Canadian concessions by schedule I and the most-favored-nation provision of the new agreement, compared with concessions in the 1936 agreement, by commodity groups: Dutiable imports into Canada from the United States in 1937-continued

(Values in thousands of Canadian dollars)

Commodity group	Duties of 1936 agree-		Duties of new agree-				
	Total	ment below 1935 rates	Total	ment below 1935 rates			
	dutiable imports 2/	By Total Schedule I	By M.F.N. provision 2/	By M.F.N. provision 2/			
6. Iron and its products	47,829	23,921	13,652	10,269	30,147	25,327	4,820
Percent:	100	50	29	21	63	53	10
7. Machinery, electrical apparatus, and vehicles	97,623	94,237	39,508	54,729	96,647	66,188	30,459
Percent:	100	97	41	56	99	68	31
8. Nonferrous metals and products	11,240	6,987	2,113	4,874	10,226	9,140	1,086
Percent:	100	62	19	43	91	81	10
9. Nonmetallic minerals -							
Crude	33,285	1,405	71	1,334	1,480	1,361	119
Percent:	100	4	Insig.	4	4	4	Insig.
Manufactures	15,669	14,192	610	13,582	14,272	5,005	9,267
Percent:	100	91	4	87	91	32	59
10. Chemicals and allied products	14,074	9,412	476	8,936	10,166	7,243	2,923
Percent:	100	65	3	62	73	53	20
11. Miscellaneous commodities	30,047	26,703	12,547	9,524	27,799	19,139	4,028
Percent:	100	89	42	32	93	64	13

1/ See table 44, footnote 1. The bindings of existing duties against increase are not shown. The 1936 agreement bound only one rate (see table 19, footnote 6). The various bindings in the new agreement are summarized in table 19.

2/ These columns do not include items of which the imports from the United States are insignificant or for which data are not available.

3/ See table 44, footnote 4, regarding "mixed concession" items in this group. The total value of imports of mixed concession items from the United States in 1937, amounting to \$4,632,000, has been included in the totals appearing both in the second column and in the fifth column of this table, although the duty-reductions actually cover a larger proportion of the amount under the new agreement than under the 1936 agreement.

4/ Includes tourist purchases up to \$100; value \$6,205,000.

Source: Compiled from official statistics of the Dept. of Trade and Commerce of Canada.