

INDEX

A				
Ādi-Drāvidas	380	Births and deaths: Balance of—	152	
Administrative divisions	2	" (estimated) in the decade (1921-31)	30	
Age categories (Sindbürg)	110	Blindness by sex and age	215	
Age constitution (present): Effect on future birth-rates	111	" Variation and distribution	214	
" death-rates	114	Brahman: Āndhra (Telugu) —	371	
Age distribution by caste or tribe	106	" Drāvida (Tamil) —	371	
" by natural division	101	" Karpātika—	371	
" by religion	105	" Mahārāshtra—	371	
" Comparison with previous censuses	99	" Malayāla—	369	
" General—	98	" Pancha Drāvida—	370	
" in urban area	103	" " Gauda—	371	
Age (Mean)	107	" Tuju—	370	
" at death	109	Brahmans	369	
" by locality	109	Brahmos	337	
" by religion	108	Brahmo Sāmāj	354	
Age (Median)	109	Broeding bulls	503	
" by religion and caste	110	Buddha and caste system	351	
Age next birthday error	94	Buildings other than houses	50	
Age of marriage (Average) of females	147	C		
" (Early)	173	Caste exclusiveness: Causes which accentuate	367	
Age: Remarks on	91	" in Kēraja	363	
" Return: Nature of and errors in—	92	" in Southern India	361	
Agriculture among Primitive Tribes	412	" names: Substitution of new—for old	366	
" Nomadic—	412	" not a religious institution but social	351	
" Terraced—	412	" Origin of—	358	
Agricultural holdings: Size of—	490	" Refusal to return—	367	
" implements	480	" system: Buddha and—	351	
" products: Prices of—	23	" tribe and race: Introductory remarks	358	
Aiyanaṅgar	380	Castes and tribes (Hindu) classified by their system		
Alavan	380	" of inheritance	388	
Alleppey	71	" Fusion of—following the same occupation	365	
Ampalavāsi	371	" Number returned and presented in Table XVII	368	
Ampattan	380	" (Sub): Fusion of—	364	
Anglican Communion	338	" tribes and races (main): Description and statistics of—	368	
Anglo-Indian	388	Cattle breeding	246	
Area: Centre of—	17	" Census: Introductory remarks	499	
" dealt with	2	" " Method of—	499	
Āranmuja Kaṅṅādi (Metal-mirror)	454	" " (present): Scope of	499	
" Casting	455	" " Results of—	500	
" Composition of the alloy	454	" Comparison with British India	500	
" Economic aspect of the industry	456	" Draught—	502	
" Historical	454	" Improvement of—	504	
" Introductory	454	" Milking—	502	
" Polishing	456	Census of towns: Procedure in—	59	
" Preparation of the mould.	455	" of wages	470	
Ārayan	380	Centenarians	116	
Āryapattar	369	Ceramics	249	
Āryas	336	Chackaravar	381	
Ārya Samāj	354	Chakkillyan (including Chemmān)	381	
Avatars (Rāma and Krishna)	350	Changanachery	72	
B				
Bank managers, etc.	251	Chavajakkāran	381	
Bell-metal industry	446	Chāyakkāran	381	
Brass casting	447	Chetti	372	
Bronze casting	448	Child marriage: Comparison with India	187	
" Process of manufacture	448	" Legislation against—	190	
" Economic aspect of the industry	450	" Probable origin of	190	
Bharathar	381	Children: Sex constitution of—	143	
Bi-lingualism	323	" (Still-born): Proportion to quick-born	152	
Birthplace and migration: Remarks on—	77	Christian missionaries and the Depressed Classes	437	
Birth-rate: Calculated	31, 32	" missions	341	
" (Crude): Recorded—	111	Christians: Distribution by taluk	338	
		" Number and variations	337	
		" Sects of—	338	

	PAGE		PAGE
Civil condition by caste, tribe and race	181	Economic depression (present): Effect of—	26
" by natural division	176	Education: Influence of—on marriage	183, 188, 193
" by religion	175	" Progress of—	301, 303
" Comparison with previous censuses	183	" by caste or religion	303
Olans and exogamy among Primitive Tribes	400	" judged by examination results	304
Coconut jaggery (Preparation)	461	" Wastage in—	305
Economic aspect of the industry	463	Educational institutions: Increase in number and strength of—	302
Present condition of the industry	464	Elephantiasis: Accuracy of the return	218
Process of manufacture	461	" by sex and age	219
Revival of the industry	464	" Description	218
Coir yarn industry	248	" Variation and distribution	218
Commerce: Development of—	46	Emigrants from the State	84
Communication: Means of—	15, 78	" to countries in India and outside	85
Cotton spinning and weaving	247	Emigration as a remedy for over-population	44
Cousin marriage	165, 409	Enumeration: Accuracy of—	6
Crops: Outturn of—	23	Error: Age next birthday—	94
Cultivation	15, 22	Errors (Accidental): Adjustment for—	93, 94
" Extension of—	44	" in age return	92
" Income from—	492	" Systematic—	95
" Intensive—	46	Europeans and allied races	389
Cultivators	243	Exogamy and eugenics	165
D			
Deaf-mutism by sex and age	213	Factory and cottage industries	247
" Variation and distribution	212	Families: Average size of—	142
Death-rate (Crude): Deduced—	116	" Houses and—	47
" Recorded—	113	" (Joint): Tendency for break-up of—	50
" in the decade (1921—31)	33	" Number of—	49
Debts: Classification of—	484	Fertility	111
" Distribution by division and taluk	487	" and mortality: Enquiry re—	139
" Total	486	" " General results	139
" Unsecured	485	" as affected by disparities in the ages of husband and wife	151
Decade (1921—31): Conditions of—	22	" by natural division	112
Density by administrative and natural divisions	11	" by religion and caste	112
" by taluk	12	Filariasis Survey	220
" Factors affecting—	14	Fishing	246
" in terms of acreage per person and proximity in yards	16	Food industries	249
" in urban area	65	H	
" of population	9	Health: Public—	26
" Other States, provinces and countries compared	10	Hillmen: Rules for treatment and management of—	428
Depressed and Backward Classes	379, 430	Hinduism in Travancore	334, 346
Attempts at self-improvement	438	Hindu religion and present-day needs	357
Difference between—	430	Hindus: Distribution by taluk	336
Earlier attempts to improve the condition of—	432	" Number and variations	336
Introductory remarks	430	Hookworm	220
Later attempts to improve the condition of—	433	Hotels, Cafes, etc.	251
Assignment of land	433	House as an item of wealth	478
Development of communications	434	" Definition of—	47
Education	435	" density	49
Organization of co-operative societies	434	" room	49
Representation in public service	437	" room in urban area	67
" on popular bodies	436	Houses and families	47
Sanitation	435	" in urban area	66
Social organizations	438	" (occupied) Number of—	48
Dēvadāsīs	169	" Proximity of—	50
Deforestation: Feasibility of—	43	Humanitarian Society	438
Domestic service	252	Hypergamy	165
E			
Early marriage	190	Hypothecations	484
" by religion and caste	191	I	
Earners: Agricultural—	490	Īlavāṅṅiyan (Sēnakula Vellālar)	373
" and working dependants	233	Īlayathu (Namplyāthi)	373
" (Female) by caste and religion	240	Īlavan	382
Economic condition of the people	25	Īlavāthi	382
" Enquiry re	466	Images: Worship of—	349
" Accuracy of the return	467		
" Method of tabulation	469		
" Treatment of the subject	469		
" Scope of—	466		

	PAGE
Immigrants	81
" by sex and religion	82
" in estates	83, 84
" Territorial distribution of—	82
" Variation at different censuses	83
Income	489
" by community.	494
" by occupation	497
" by taluk	496
" Classification of—	489
" Computation of—	489
" Distribution of—among earners	495
" from cultivation	492
" from investments	493
" from other occupations	492
" National—	497
" Total—	493
Index of concentration	93
Indian Christian	389
Industry: Development of—	46
Industries: Chemical—	249
" coir yarn—	248
" Factory and cottage—	247
" food—	249
" Organized—	252
" Wood—	248
Infirmities by age	210
" by sex	209
Infirmities (Combined)	210
" Distribution by divisions	209
" in towns	210
" Variations in—	208
Insanity by sex and age.	211
" Causes of—	212
" Definition of—	210
" Distribution and variation	211
Interest: Rates of—	487
Introduction to the Report	v
Investments	481
J	
Jacobite Syrians	338
Jaggery making	249
Jains	351
K	
Kaikolan	382
Kākkālan	382
Kammālan (Viswakarma)	373
Kaniyān	383
Kathikkāran	383
Kāvathi	383
Kērajamuthali	383
Kottayam	72
Krishnanvaka	373
Kshatriya	374
Kudumi	374
Kuravan	383
L	
Labour: Agricultural—	244
" in organized industries	254
Land: Extent and value of—	471
Language: Accuracy of the return	320
" and literacy	323
" Introductory remarks	320
" Main features of the return	321
Languages classified by family and group	321
" compared with castes and communities	322


	PAGE
Leper Asylums	217
Leprosy: Accuracy of the return	216
" by sex and age	217
" variation and distribution	216
Life table	115
Lingua franca movement	324
Literacy by caste, tribe, race and religion	286
" by religion	286
" by sex.	285
" (Comparative) of different classes of people.	290
" Comparison with other States, Provinces and countries	297
" Discrepancy in the—figures of (1921)	282
" Extent of—	282
" (Female) by caste, tribe and religion	289
" in administrative and natural divisions	283
" in English	298
" by caste	300
" by locality	298
" by religion	299
" by sex	298
" Comparison with other States and Provinces	301
" Influence of Christianity on—	291
" in the Vernaculars	291
" in urban and rural areas	284
" (Male) by caste, tribe and religion	288
Literacy: Progress of—	293
" by caste	295
" by locality	294
" by religion	295
" Scope of the returns	281
Literates who have completed primary education	292
Living: Standard of—	25, 43
Longevity	116
Lunatic Asylum	212
M	
Madhwāchārya	352
Malankara Syrian Catholics	340
Malayalam and Tamil: Relation between—	325
" language: Growth of—	326
Marakkān	383
Maravan	384
Markets	78
Marriage: Forms of—	161
" Legislation affecting—	168
" (Sterile): Proportion to fertile marriages.	151
" Universality of—	172
Mar Thoma (Reformed) Syrians	339
Matriarchy (Mother-right)	166
Median point of population	17
Megalithic monuments	419
Metals	249
Migration: Balance of—	28
" between administrative and natural divisions	79
" between taluks	80
" Economic aspect of—	87
" Effect of—on age distribution	97
" " on sex ratio	128
" External—	81
" Main currents of—	86
" Internal—	78
" in relation to density of population	80
" Types of—	86
Milk Supply	503
Money lenders	251
Morality (Sexual) among primitive tribes	163

	PAGE		PAGE
Mortgages	484	Population (Deduced) and rate of increase	34
Motor drivers and cleaners: Private—	252	" Definition of—	5
Movement of population by administrative division	38	" Density of—	9
" by natural division	40	" Distribution by taluks	7, 13
" by taluk	40	" of—Remarks	1
" Definition of —	18	" Early account of—	18
" during 1881—1931	19	" General distribution by occupation	230
" during 1921—1931.	28	" (Growth) Compared with other States and Provinces	37
Mukkya	384	" (Natural): Sex ratio of—	127
Muslims	390	" (Natural and actual): Variations compared	36
" Distribution by taluk	341	" Normal—	6
" Number and variations	341	" Normal rate of natural increase of—	36
" Sects of—	341	" Other States, Provinces and countries compared	7, 8
Muthaliyār	375	" Out-growing the means of subsistence	42
Mūthathu (Malaya) Śiva Brahman	375	" (Over): Emigration, a remedy for—	44
N		" Pressure of—	42
Nādār	384	" Proportion of urban to rural—	62
Nagercoil	71	" (Rural): Variation in—	74
Nampūtifi	370	" (Rural and urban): Civil condition of—	181
National income	497	" Urban—	60
Natural Divisions	3	" (Urban): Age constitution of—	69
Nāyar	375	" " Birthplace of—	68
Non-cultivating proprietors	243	" " Distribution of—	61, 62
Nulayan	384	" " Growth of—	64
O		" Variation by age-periods	106
Occupational distribution by divisions	235	" " in the rate of increase of—	34
Occupations: Accuracy of the returns.	228	Pōtti	370
" Classification of—	226	Primary Schools: Increase in the number and strength of—	302
" Distribution by religion.	237	Primitive Tribes	387
" " in urban and rural areas	236	Clans and exogamy	406
" General distribution of the population by—	230	Clans from which chiefs are drawn	410
" Nature of the returns	226	Clash of culture: Effect on environments, habits, etc.	423
" of Europeans and Anglo-Indians	239	Disposal of the dead	418
" of females	239	" Distribution of—	396
" of selected castes	238	" Dwellings of—	411
" (Important): Statistics of—	241	Ideas as to the sun, moon, eclipse, etc.	422
" Subsidiary—	234	Introductory remarks	395
Ophthalmic Hospital	216	Manners and customs	399
Organized industries: Comparison with previous censuses	253	Kāṅikkāran	404
" Directing, supervising and clerical staff in—	254	Malankuravan	403
" Welfare workers in—	254	Malapantāram	399
" Women and children employed in—	254	Malapulayan	402
Over-enumeration in 1931: Improbability of—	32	Malayarayan	403
Over-population: Remedies for—	44	Mannān	400
P		Muthuvan	399
Pāḷan	384	Pāḷayan	401
Palm-leaf umbrella making	460	Thantapulayan	406
Palmira sugar-candy (Preparation)	464	Uḷḷātan	404
Causes of decline of the industry.	465	Ūrāḷi	401
Pāṇan	384	Vēttuvan.	403
Parayan	385	Viḷhavan	402
Parayan (Sāmbavar)	385	Primitive Tribes: Physical characters	396
Partition: Effect on distribution of land among Nāyars and Iḷavās	477	Remedies for depopulation	425
Pattatyars	369	Traditions of origin	415
Polygamy	163	" Village organization of—	413
Polyandry	164	" Weapons of—	411
Population (Actual) of the State and its divisions	6	Professions and liberal arts	251
" sex ratio of—	127	Properties: Movable—	480
" (Average) of different types of towns.	62	Proprietors: Non-cultivating—	243
" Centre of—	17	Public Administration	251
" Checks on the growth of—	47	Pulayan (Chēṭannar)	385
" Classification by occupations.	365	Puḷḷuvan	385
" Correct rate of natural increase of—	33	Pupils: Proportion of—to total population	304
		" " in primary schools to population of school-going age	304


	PAGE		PAGE
		Q	
Quilon	72		
		R	
Rainfall	14, 23		
Rāmākṛishṇa movement	354		
Reddi	377		
Relapse into illiteracy	305		
Religion: Distribution of population by—in divisions	330		
" " in urban and rural areas	331		
" " Introductory remarks	329		
" " in towns	68		
Religions (different): Comparative growth of—	331		
" Other—	341		
Rent from land	491		
Rice husking	249		
Roman Catholics	339		
Romo Syrians	339		
Rubber cultivation	245		
		S	
Sales, mortgages and hypothecations executed or claimed by certain communities	488		
Salvationists	339		
Śāliyan (including Pattāryan)	377		
Sambandham	162		
Śankarāchārya : Śri—	351		
Saurāshtra (Pattunūl)	378		
Screw-pine mat weaving	458		
Causes of decline of the industry	459		
Scope for development	459		
Sex at first and subsequent births	140		
" determination	137		
" in towns	69		
" of the first-born	140		
" proportions at birth	134		
" " at different ages	136		
" " by religion	130		
" " in rural and urban areas	129		
Sex ratio at death	135		
" " by caste or tribe	131		
" " by locality	133		
" Remarks on—	126		
Silk weaving	442		
Economic aspect of—	446		
Frilling	446		
Historical	442		
Introductory	442		
Warping	445		
Weaving	445		
Silk yarn: Preparation of—	444		
Size and sex constitution of families	141		
" (Average) of family	142		
Size of family : by caste and religion	147		
" " by occupation of husband	146		
" " Influence of age of marriage of wife on—	148		
" " in relation to duration of marriage	149		
S. N. D. P. Yōgam.	354		
Soil	14		
South India United Church	339		
Steel industry	457		
Introductory	457		
Manufacture of steel articles	457		
Preparation of the ore	457		
Smelting the ore	457		
Swāmi Nārāyaṇa and his movement	353		
Sweetmeat making	249		
Syrian Christian	389		
		T	
Tantras (Ritualistic worship)	349		
Tea : Cultivation of	245		
Thālikettukalyānam	162		
Thantān	385		
Toddy drawing	250		
Town areas : Variations in—	59		
Towns : Census of—	59		
" Definition of—	58		
" (Municipal) Major—	70		
" Number and types of—	59		
Trade	24, 250		
" in foodstuffs	251		
Transport—	250		
" Method of—	78		
Tribal Religions and Hinduism	332		
" Statistics of—	333		
Trivandrum	70		
		U	
Under-enumeration in 1921	32		
Unemployment	255		
" among the English-educated	258, 259		
" " Vernacular-educated	259		
" by caste	256		
" by religion	256		
" Comparison with other available statistics	257		
" Educated—Main features of the returns	257		
Upanishads : Teachings of—	346		
		V	
Vālan	386		
Vāṇiyan (Vaniḡavaiṣyan)	378		
Vannān (Mannān, Pathiyan)	386		
Vannavar	386		
Veḷakkithalanāyar	386		
Vēlan	386		
Vēlan (including Kusavan)	378		
Veḷḷālan	378		
Veḷuthādanāyar	386		
Vēttakkāran	386		
Villages : Description of—	73		
" Number of—	73		
Vīṭasaivar	379		
Vital Statistics : Accuracy of—	28		
		W	
Wages	25		
" Agricultural—	498		
" in organized industries	498		
" of artisans	498		
Wealth : Classification of—	470		
" Definition of—	470		
" Distribution of— by division and taluk	483		
" Total—	482		
Widows : Large proportion of—	174		
Wives, widowers and widows : Proportions of—	184		
Women : Social position of—	169		
Wood industries	248		
" seasoning	459		
Workers and non-workers : Comparison with other States, Provinces and countries	231		
Working dependants	233		
" " (Female)	241		
		Y	
Yādavan (Idayan)	387		
Yaws	220		
Yōga (Karma)	348		
Yuyomayam	340		

DIAGRAM 68:- LITERACY AMONG MALES BY CASTE, TRIBE AND RELIGION

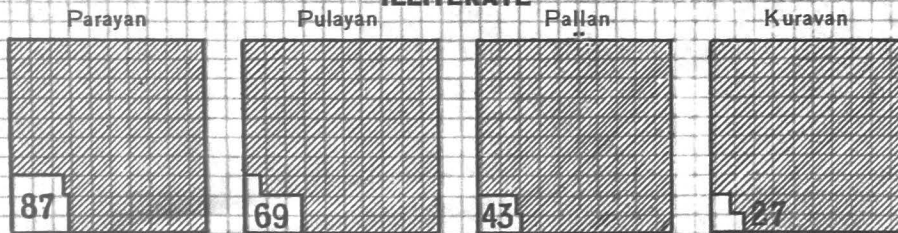
ADVANCED



INTERMEDIATE

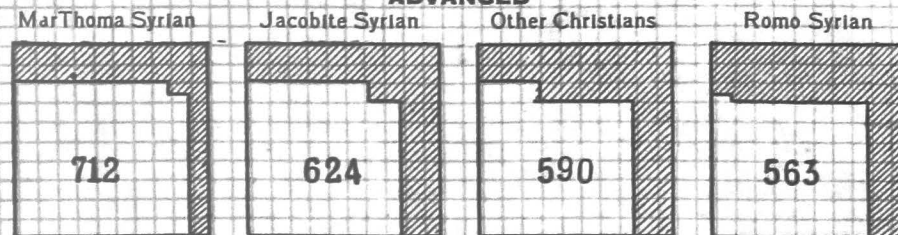


ILLITERATE




BY THE SECT OF CHRISTIANS

ADVANCED




INTERMEDIATE



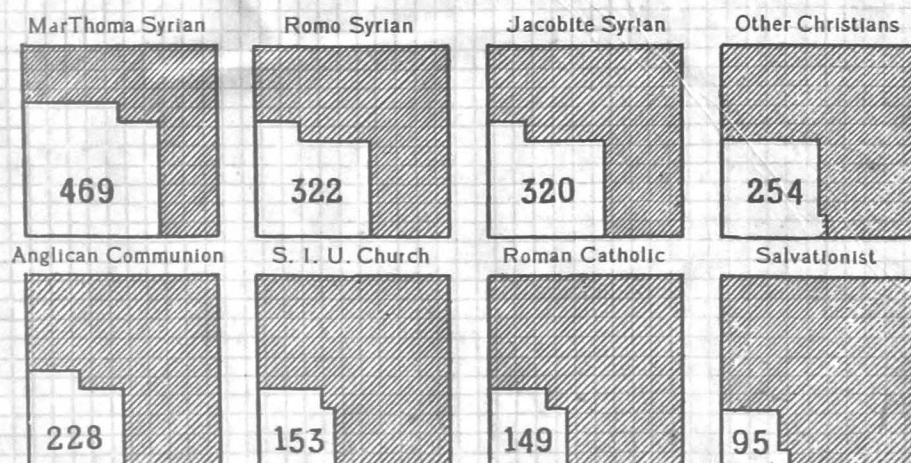
Note:- One large square=1,000 males. One small square=10 males. The figure in each square indicates the number of literates per 1,000 males (7 Years and Over)

DIAGRAM 69:- LITERACY AMONG FEMALES

BY CASTE, TRIBE AND RELIGION



BY THE SECT OF CHRISTIANS



Note:- One large square = 1,000 females. One small square = 10 females. The figure in each square indicates the number of literates per 1,000 females (7 Years and Over)