

Report on the State and Progress of Education in the Central Provinces and Berar

For the year ending 31st March 1928.

* * *

*

NAGPUR:
PRINTED AT THE GOVERNMENT PRESS
1929

Agents for the sale of Publications issued by the Central Provinces Government.

[NOTE.—Appointments of all Official Agents in the United Kingdom and on the Continent for the sale of Government Publications have been terminated with effect from the 1st April 1925.

All publications in future are obtainable either direct from the High Commissioner for India, 42, Grosvenor Gardens, London, S. W. 1, or through any bookseller.]

IN INDIA AND CEYLON.

THACKER, SPINK & Co., Calcutta and Simla.

NEWMAN & Co., Calcutta.

R. CAMBRAY & Co., Calcutta.

S. K. LAHIRI & Co., Calcutta.

BUTTERWORTH & Co. (INDIA), LTD., 8-2, Hastings Street, Calcutta.

THE INDIAN SCHOOL SUPPLY DEPOT, Calcutta.

THE WELDON LIBRARY, 18/5, Chowringhee Road, Calcutta.

M. C. SIRCAR & SONS, 75, Harrison Road, Calcutta.

THE ASSOCIATION PRESS, Calcutta.

THE PROPRIETOR, International Buddhist Book Depôt, 4, Chandney Chowk, 1st Lane, Calcutta.

A. H. WHEELER & Co., Calcutta.

THE BOOK COMPANY, Booksellers and Stationers, 4/4-A, College Street, Calcutta.

A. J. COMBRIDGE & Co., Bombay.

THACKER & Co., LTD., Bombay.

RADHABAI ATMARAM SAGOON, Bombay.

SUNDER PANDURANG, 25, Kalbadevi Road, Bombay.

RAMGHANDRA GOVIND & SON, Booksellers, Kalbadevi, Bombay.

D. B. TARAPOREVALA, SONS & Co., Booksellers, etc., 190, Hornby Road, Fort, Bombay.

A. H. WHEELER & Co., Bombay.

A. J. COMBRIDGE & Co., Madras.

HIGGINBOTHAM & Co., Madras.

V. KALYANARAM IYER & Co., Madras.

G. A. NATESAN & Co., Madras.

S. MURTHY & Co., Madras.

THOMPSON & Co., Madras.

TEMPLE & Co., Madras.

RAI SAHIB M. GULAB SINGH & SONS, Lahore.

N. B. MATHUR, Superintendent, Nazair Kanun Hind Press, Allahabad.

MR. RAM NARAIN LAL, Publisher, Bookseller, Printing, etc., 1, Bank Road, Allahabad.

A. H. WHEELER & Co., Allahabad, SUPERINTENDENT, American Baptist Mission Press, Rangoon.

MANAGER, General Book Depôt, Nagpur and Jubbulpore.

AIDAN BINZANI, Proprietors, Karmvir Book Depôt, Mahal, Nagpur.

THE MANAGER, "The Hitawad," Nagpur.

MR. G. G. KHOT, Walker Road, Nagpur.

MR. G. A. SHASTRI, Bookseller and Publisher, Hislop College Road, Nagpur City.

MR. M. A. SUBHAN, Bookseller and Publisher, Bilaspur.

A. M. & J. FERGUSON, Booksellers, Ceylon.

BABU S. C. TALUODAR, Proprietor, Students & Co., Cooch Behar.

THE STANDARD BOOKSTALL, Karachi.

KARSANDAS NARANDAS & SONS, Surat.

MUNSHI SEETA RAM, Managing Proprietor, Indian Army Book Depôt, Jui, Cawnpore.

THE PROPRIETORS, New Kitabkhana, Poona.

THE OXFORD BOOK AND STATIONERY Co., Delhi.

THE PATNA LAW PRESS Co., Patna.

THE PROPRIETOR, NEWAL KISHORE PRESS, Lucknow.

THE UPPER INDIA PUBLISHING HOUSE, LTD., Booksellers and Publishers, 41, Aminabad Park, Lucknow.

THE PROPRIETOR, Shri Ramdas Stores, Tajnapeth, Akola.

THE PROPRIETOR, Thakur & Co., Booksellers, Amraoti.

No. 1420.

GOVERNMENT OF THE CENTRAL PROVINCES.

EDUCATION DEPARTMENT.

(MINISTRY OF EDUCATION.)

Nagpur, the 22nd December 1928.

READ—

Education Report of the Central Provinces for the year
1927-28.

RESOLUTION.

The keynote of the Education Report for 1927-28 is substantial progress in all branches of education. The total number of pupils has increased by 15,585 and numbers have increased in practically all kinds of educational institutions. Some criticisms, however, in the report deserve serious consideration, in particular those of the inefficiency of a proportion of the high schools in the province, of the continued wastage in class I and in the other lower classes of primary schools under the voluntary system, and of the inefficient administration of some compulsory education schemes.

2. The completion of the Nagpur University buildings was a happy event for the province, and Government congratulates Sir B. K. Bose, the Vice-Chancellor, on his successful efforts in this direction. One of the buildings was the library building, and Government hopes that the appeal which the University has made for contributions from the public to the library will receive the response that it merits. Government associates itself with the University in deploring the deaths of Rao Bahadur V. R. Pandit, Rai Bahadur T. K. Buxy and Sir Bezonji Mehta.

3. The Science College buildings were almost completed during the year. When these have been completed and equipped, they will be an asset of the utmost value to the province. The number of college students increased in all colleges, especially in Morris College, where the number of pupils reached 512. The constitution of college councils in which the college staff are given the privilege of sharing in the responsibilities of administration is a noteworthy event.

4. The demand for high and anglo-vernacular education grows apace. The number of high schools increased by 3 and the number of anglo-vernacular schools and departments by 8. The number of pupils attending high schools increased by 394 from 4,778 to 5,172, which is a record for the province. The number attending anglo-vernacular schools increased by 1,593. The greatest increase was in the Nagpur and Berar Circles.

5. The analysis in the report of the results of the high school certificate examination is interesting. A number of schools have been able to secure a good percentage of passes. This seems to indicate that the standard of the examination is not unduly high. In a number of schools, however, the percentage of passes is disgracefully low. The reason for the failures in these schools is said by the Director to be the lack of driving power and lack of thoroughness on the part of teachers, and the lack of strictness in the conduct of class promotion examinations. Government commends this comment to the serious consideration of the schools concerned.

6. The increased attention now being paid to physical education is illustrated by the appointment in 1927-28 of a Superintendent of Physical Education. Coming from America he was not able to do much more during the year under report than to tour round the province to acquaint himself with local conditions as a preliminary to making definite proposals for schemes of work. The appointment marks the definite determination of Government to do all that is possible for the physical education of pupils in schools.

7. Permission for the introduction of English as an optional subject in the curriculum has made vernacular middle schools more popular, especially in Berar. The English teaching, however, in these schools is inefficient, and the desire of numbers of pupils to use these schools as an avenue of approach to high schools has created a serious problem. A large influx of boys inadequately grounded into high schools would undoubtedly cause a serious deterioration in the standard of high and consequently also of university education. Steps are now being taken to train the English teachers of these schools.

8. Enrolment in primary schools has increased by 7,335, Chhattisgarh Circle alone accounting for more than half the increase. The chief defect in schools under the voluntary system continues to be the wastage in the number of pupils in the lower classes. Nearly half the number enrolled never rise above class I. It may be thought that the obvious remedy for this state of affairs is compulsory education, and so it is if compulsory education is properly administered. Unfortunately, however, the administration of compulsory education schemes has in some cases been inefficient. Attendance authorities have been inefficient, and there has been a noticeable reluctance to resort to prosecutions. Government has no intention to continue to support local authorities who have introduced compulsory education, but are unable to administer it efficiently.

9. The number of girls enrolled increased by 1,115 in primary schools and by 129 in anglo-vernacular middle schools. The Female Education Committee appointed by Government surveyed the whole field of female education, and their report has been made the subject of a separate Government resolution. Government is gratified at the increased desire for education displayed by Muhammadans. There has been a slight increase of 171 in the number of depressed class pupils. In Berar there has been a definite setback and the decrease of 1,255 is reported to have been due to economic causes and the closure of indigenous schools. It is hoped that this setback is only of a temporary nature.

10. Government is grateful to those members of local authorities and managers of aided schools who have

worked during the year under report to further the cause of education in the province and to Mr. Beckett and the officers of the Education Department for their assistance.

By order of the Government
(Ministry of Education),

R. H. BECKETT,

*Offg. Secretary to Government,
Central Provinces.*

INDEX.
(*Education Report, 1927-28.*)

| Chapter. | Subject. | Page. | Paragraph. |
|----------|--|---------|------------|
| I | Administrative arrangements ... | 1 | 1 |
| | Important events ... | 1—3 | 2 |
| | Number (graphs) ... | 3 & 4 | 3 |
| | Expenditure (graphs) ... | 4 & 5 | 4 |
| II | Nagpur University ... | 6—8 | 5—11 |
| III | Arts and Science Colleges ... | 8—10 | 12—15 |
| IV | Secondary Education for Boys. Anglo-Vernacular schools. ... | 10—14 | 16—19 |
| | High School Education Board... .. | 14—16 | 20 & 21 |
| | Manual training ... | 16 & 17 | 22 |
| | Hostels | 17 | 23 |
| | Discipline, health, games and corporate life ... | 17 & 18 | 24 |
| | Vernacular middle schools ... | 18—21 | 25—29 |
| V | Primary Education for Boys. Compulsory Primary Education ... | 21—23 | 30 |
| | Number and attendance ... | 23 & 24 | 31 |
| | Teaching staff (graphs 4) ... | 24—26 | 32 |
| | Buildings ... | 26—28 | 33 |
| | Class work and examination results ... | 28 | 34 |
| | Special schools ... | 28 | 35 |
| | Local bodies and schools committees ... | 29 & 30 | 36 |
| | Miscellaneous ... | 30 & 31 | 37—39 |
| VI | The Education of Girls ... | 31—34 | 40—49 |
| | Female Education Committee ... | 34 & 35 | 49 |
| VII | Muhammadan Education ... | 35 & 36 | 50—53 |
| VIII | Education of depressed classes ... | 36—38 | 54—58 |

| Chapter. | Subject. | Page. | Paragraph. |
|------------|--|-----------|------------|
| IX | Education of Europeans and Anglo-Indians ... | 38—40 | 59—65 |
| X | Training of teachers (Men) ... | 40—43 | 66—74 |
| XI | Miscellaneous ... | 43—45 | 75—82 |
| | Jain education ... | 43 | 75 |
| | Text-book Committee ... | 43 | 76 |
| | Engineering School ... | 43 & 44 | 77 & 78 |
| | Rajkumar College ... | 44 | 79 |
| | Other institutions ... | 44 | 80 |
| | Boy Scouts Association ... | 44 & 45 | 81 |
| | St. John's Ambulance Association ... | 45 | 82 |
| | Acknowledgments ... | 45 | 83 |
| Statistics | General summary of educational institutions and scholars in Central Provinces and Berar. ... | i | |
| | General summary of expenditure on education in Central Provinces and Berar. ... | ii & iii | |
| | Statements—General Tables I to VIII ... | iv—xxxvii | |

Education Report, 1927-28.

CHAPTER I.

Mr. Beckett officiated as Director of Public Instruction from 1st April 1927 to 22nd March 1928. Mr. E. A. Macnee officiated from 23rd March 1928.

Mr. H. S. Staley was on special duty in the office of Director of Public Instruction from 24th November 1926 to 7th April 1927 to revise the Education Manual. Mr. F. P. Tostevin was on special duty from 5th August to 30th November 1927 to write the quinquennial report and the Female Education Committee report. Mr. E. G. Kilroe was on special duty in connection with compulsory primary education from 9th August 1927 to March 1928.

Miss Chamier, Inspectress, Jubbulpore circle, went on leave from 16th May 1927 to the end of the year and Miss Murphy acted. Mr. A. G. Dix continued as Deputy Director of Public Instruction and Secretary of the Central Provinces High School Board throughout the year. Mr. F. K. Clark and Mr. L. G. D'Silva held charge of Jubbulpore and Berar circles, respectively, and Sardar Sahib Ishar Singh of the revived Chhattisgarh circle for the full year. The Nagpur circle was under the charge of Mr. M. A. Kelkar from 1st April to 25th November 1927 and of Mr. H. S. Staley for the rest of the year. The Nerbudda circle was under the charge of Mr. E. G. Kilroe from 1st April to 31st July 1927, of Mr. Syed Zaffar Hussain from 1st August to 2nd December 1927 and of Mr. M. A. Kelkar from 3rd December 1927 to 31st March 1928.

2. Important events.—The Chhattisgarh Division was reconstituted into a separate circle under an Inspector of Schools as the redistribution into four circles instead of five made in 1922-23 was found inconvenient.

A Female Education Committee was constituted in 1927 to examine the question of the education of girls in the Central Provinces and Berar and presented its report. It had 15 members with Mr. R. H. Beckett, Director of Public Instruction, as its Chairman.

The establishment of village libraries, one in each district, attached to the vernacular middle schools under district council control, was sanctioned and necessary funds were provided to start the libraries in 1928-29.

Sanction was given to the proposal to transfer all technical scholarships to the Department of Industries and all medical scholarships to the Medical Department for administration.

3. Number.—The total number of pupils under instruction and its increase over that of the previous year for the whole province and by circles are illustrated by the graphs below :—

Graphs Showing Number of pupils

| | | | | |
|------------------|----------|----------|--------|----------------------|
| Whole Province | 4,14,874 | Increase | 15,685 | |
| Berar | 1,41,632 | Increase | 1,556 | |
| Nagpur | 87,501 | " | 3,723 | References. |
| Jubbulpore | 57,790 | " | 2,235 | Number in 1,92,6-27 |
| Narbadda | 51,642 | " | 2,131 | Increase in 1,92,723 |
| Chhattisgarh | 73,814 | " | 5,823 | |
| European Schools | 2495 | " | 107 | |

To carry into effect the recommendation of the Physical and Military Training Committee Mr. A. J. Danielson was appointed Superintendent of Physical Training and attached to the Spence Training College, Jubbulpore, from the 9th November 1927.

Additional Deputy Inspectors were given to the Nagpur and Yeotmal districts.

Grants of aided schools were re-assessed in the year under report for the triennium 1928—31.

A scholarship of the value of £250 per annum tenable in foreign countries for two years was instituted for post-graduate study or research in science or arts to be awarded from 1928-29.

A permanent endowment fund called the University Post-graduate Research Scholarship Fund was instituted under the administration of the University authorities. The object of the fund is to give a scholarship of Rs. 100 per mensem for two years to a graduate in mathematics of the Nagpur University.

In order to promote the development of vernacular literature and the study of the vernaculars the establishment of a vernacular literary academy was sanctioned for these provinces.

The aided anglo-vernacular middle school, Telhara, the municipal anglo-vernacular middle school, Arvi, and the C. M. S. anglo-vernacular middle school, Jubbulpore, were raised to the status of high schools.

Compulsory primary education was introduced during the year under report in the municipal areas of Balaghat, Raipur, in three villages in Bilaspur district and in 49 villages in the Raipur district. Schemes were sanctioned for the municipal areas of Saugor, Wardha, Bilaspur, Amraoti town, Nagpur (five circles), Harda and Jubbulpore (five wards) and 32 villages in Bilaspur district.

Mr. Kilroe was appointed on special duty to help the larger municipalities in the Central Provinces and Berar in the preparation of compulsory education schemes from 9th August 1927 to March 1928.

Mr. Macnee was deputed to the Punjab to inspect and report on the systems of agricultural bias schools and adult education in that province.

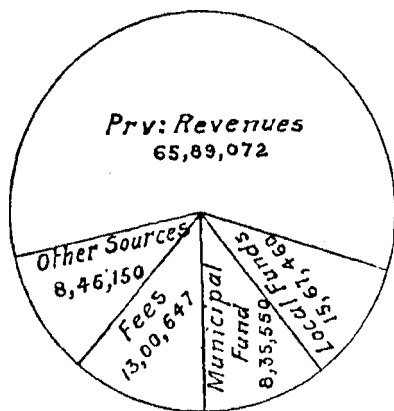
The number of institutions decreased by one, Arts Colleges show an increase of 147 pupils and professional colleges of 33. High schools for males account for an increase of 385, anglo-vernacular middle schools for 1,587, vernacular middle schools for boys for 5,668, and primary schools for 7,194. Training and other special schools show a decrease of 23 and 140, respectively, and unrecognized schools of 1,320. In institutions for females there was an increase of three pupils in high schools, 193 in anglo-vernacular middle schools, 1,311 in primary schools, six in other special schools and 590 in unrecognized schools. There was, however, a small decrease of 46 in vernacular middle schools and three in training schools. Unrecognized schools decreased by 43, while recognized institutions increased by 42. The unrecognized institutions are ephemeral in existence owing to the unstable condition of their finances.

4. Expenditure.—Expenditure decreased by Rs. 2,25,054, from Rs. 1,13,63,933 to Rs. 1,11,38,879. The decrease is mainly due to the payment in 1926-27 of grants aggregating nearly 8 lakhs to local bodies for vernacular school buildings and to the absence of any such provision during the year under report. Had it not been for this particular non-recurring item, the total expenditure on education would have shown an increase of about 6 lakhs. Of this increase, Rs. 33,800 was spent on collegiate and university education, Rs. 17,500 on boys' high schools, Rs. 29,000 on boys' anglo-vernacular middle schools, Rs. 56,000 on boys' vernacular middle schools, Rs. 3,000 on high schools for girls and Rs. 7,000 on anglo-vernacular middle schools for girls. Vernacular middle schools for girls showed a decrease of Rs. 1,600. Under primary education, boys' schools account for an increase of Rs. 9,800 and girls' schools for Rs. 46,000. Under special schools both for males and females there is a fall of Rs. 6,861. Under indirect expenditure Direction and Inspection show increases of Rs. 23,000 and 60,000, respectively. Under buildings and furniture there was a decrease of Rs. 3.75 lakhs and under miscellaneous Rs. 1.11 lakhs. The increase under Direction was due to the appointment of officers on special duty, while that under Inspection was due to the revival of the Chhattisgarh circle. Under other heads the increases are small and are due to normal development.

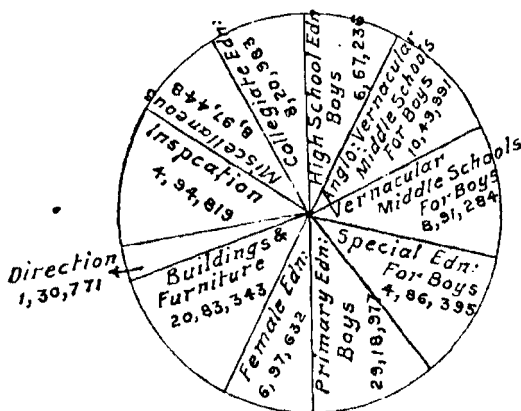
The average cost of educating a pupil decreased from Rs. 29-0-3 to Rs. 27-4-10.

The graphs given below illustrate the expenditure incurred on different kinds of education and the different sources from which the funds were obtained :—

Graph of Expenditure according to Sources of income for 1927-28



Graph Showing the Expenditure on different Kinds of Education for 1927-28



CHAPTER II.

NAGPUR UNIVERSITY.

5. A full account of the activities of the University will be found in its annual report. The main events of the year under report may be summarized as below :—

(i) The University and library buildings were completed during the year and provide a dignified home for the University and an important addition to the architectural beauties of the capital city.

(ii) Sir B. K. Bose, to whose zeal and self-sacrifice the University owes so much, was re-elected Vice-Chancellor. The term of office of several University authorities (faculties, academic and executive councils and boards of studies) having expired, they were reconstituted in accordance with the act and the statutes.

(iii) The formation of a University Training Corps consisting of two companies was sanctioned by the Government of India.

(iv) An ordinance relating to the Ph. D. degree was adopted.

(v) Government securities of the face value of Rs. 1,300 and Rs. 281 in cash which represented the "Sir Arthur Blenerhassett Memorial Fund" were handed over to the University.

(vi) Mr. W. R. Pandit gave Rs. 500 for an endowment for a silver medal to the best law graduate in memory of his late father Rao Bahadur Ramkrishna Raoji Pandit.

The University lost one of its patrons by the death of Sir Bezonjee D. Mehta who secured for the University the munificent donation of one lakh of rupees which made the construction of the Jamsetji Tata building possible. He also made a handsome personal donation which subsequently formed part of the endowment of the University for a post-graduate research scholarship. The University also suffered the loss of two of its active members (i) Rao Bahadur V. R. Pandit and (ii) Rai Bahadur T. K. Buxy.

6. University College of Law.—There were 119 students in the previous and 89 in the final law classes, an increase of 20 in the previous and a decrease of three in the final law classes as compared with the previous year. The fee receipts amounted to Rs. 24,490 and the

expenditure was Rs. 14,738. Temporary hostel accommodation for 20 boarders was started in an adjacent building.

7. **Library.**—Government made a grant of Rs. 12,500, but asked that the University should make efforts to raise funds from private sources for the purpose. The University has accordingly issued an appeal to the public and so far Rs. 1,465 has been collected. During the year Rs. 24,354 was spent on the library of which Rs. 22,644 was for books alone. 3,500 volumes have been purchased and 161 volumes presented by the public. The Governing Body of the Victoria Technical Institute transferred to the University about 452 volumes of a non-scientific character. About 500 volumes were received free of charge from the Government or other publishers.

8. **Finance.**—The total receipts of the University amounted to Rs. 1,26,305 exclusive of the opening balance and nominal items. Towards these receipts Government contributed Rs. 57,500 (Rs. 45,000 maintenance and Rs. 12,500 non-recurring for library books) and fees Rs. 62,049. The Government maintenance grant was reduced from Rs. 50,000 to Rs. 45,000 by a vote of the Legislative Council. The result of the cut was that the University sports were not held and University extension lectures were not arranged for during the year. The total expenditure amounted to Rs. 1,23,752, excluding nominal items. The expenditure under examination was more than the fees by Rs. 2,555. This is very largely due to the M. A., M. Sc. and LL.M. examinations.

9. **Examinations.**—The results of the University examinations are shown in the following statements :—

| Name of examination. | Number of examinees. | Number of passes. | Percentage of passes. |
|--|----------------------|-------------------|-----------------------|
| M. A. Final | 27 | 22 | 81·4 |
| M. Sc. | 8 | 6 | 75 |
| M. A. Previous | 36 | 20 | 55·5 |
| M. Sc. Previous | 10 | 10 | 100 |
| LL. B. Final | 129 | 96 | 74·4 |
| LL. B. Previous | 175 | 48 | 25·9 |
| B. T. | 23 | 20 | 86·9 |
| B. A. | 221 | 91 | 41·1 |
| B. Sc. | 65 | 40 | 61·5 |
| Intermediate (Science and Arts) | 456 | 267 | 58·5 |
| .. (Ag.) | 29 | 6 | 20·5 |

It is gratifying to note that women candidates are now coming forward for the degree examination and the number of successful candidates is gradually increasing. Hindi and Marathi were taken for the first time for the degree examinations.

10. **Registered graduates.**—The number of registered graduates fell to 396 from 413 in 1926-27. The number is gradually declining. It was 1,137 in 1923.

11. **Information Bureau.**—Eighty-seven candidates sought the aid of the Bureau in obtaining information regarding foreign universities and other educational institutions. The Bureau has decided to issue quarterly bulletins showing the latest changes in the regulations of the British Universities affecting Indian students and other useful information.

CHAPTER III.

ARTS AND SCIENCE COLLEGES.

12. **Buildings.**—The new Science College buildings have been practically completed. It now remains to equip the laboratories and lecture rooms. The original estimate for the building amounting to Rs. 11,00,000 will be exceeded by about Rs. 2,00,000 owing to changes in the original plan and the addition of a number of new items not provided for in the original estimate. The gas house has been completed and equipped by Messrs. Mansfield and Sons of Calcutta. Rs. 25,000 was spent during the year in purchasing a portion of the apparatus for advanced teaching and research work. Rs. 2,25,000 was voted by the Legislative Council for expenditure in 1928-29 for equipping the different laboratories, *i.e.*, chemistry, physic, zoology and botany. The college will move into the new buildings in July 1929.

The hostel building of the Science College was also completed and equipped with necessary furniture in the beginning of the last year. It has accommodation for 104 students. The hostel was started in July 1927 with 64 boarders.

Two quarters for Provincial Educational Service Professors at the King Edward College, Amraoti, were completed and occupied.

13. **Staff.**—Mr. Sells, permanent Principal of the Robertson College, Jubbulpore, remained on leave

throughout the year and Mr. Rowlands officiated for him. Mr. Owen, Principal, Morris College, Nagpur, officiated as Principal, Science College, Nagpur, throughout the year in place of Mr. Beckett, who officiated as Director of Public Instruction. Mr. Cheshire officiated as Principal, Morris College, in place of Mr. Owen, Mr. Tostevin, Principal, King Edward College, Amraoti, was on special duty for four months in the Director's office to write the quinquennial report and Mr. Raju, Professor, Morris College, officiated for him. Mr. Hunter, Professor, Morris College, was on study leave throughout the year. The department suffered a serious loss by the untimely deaths of Rai Bahadur T. K. Buxy on 30th March 1928 and of Mr. D. S. Colaço, Assistant Professor of English, King Edward College, Amraoti, in May 1927. Rai Bahadur Buxy served the department whole-heartedly for 31 years. He was a conscientious worker who displayed great interest and energy in every phase of college life. Six new posts in the Provincial Educational Service were created and filled.

14. Numbers.—The number of students on the roll on 31st March 1928 was 1,557 as compared with 1,410 on the same date in 1927. The increase took place mainly in the Morris and Hislop Colleges where the number increased from 443 to 512 and from 273 to 331, respectively. The enrolment in the Morris College reached 512 in spite of refusals of admissions numbering 65. The opening of the Science College will do much to relieve the congestion in Nagpur.

15. Work.—The percentage of passes of candidates in the various examinations are given below :—

| Name of examination. | Morris College. | King Edward College. | Robertson College. | Hislop College. | Science College. |
|----------------------|-----------------|----------------------|--------------------|-----------------|------------------|
| M. A. Previous | 52 | ... | ... | ... | ... |
| M. A. Final | 82 | ... | ... | ... | ... |
| M. Sc. Previous | ... | ... | ... | ... | 100 |
| M. Sc. Final | ... | ... | ... | ... | 86 |
| B. A. | 52 | 31 | 44 | 40 | ... |
| B. Sc. | 83 | ... | 49 | 86 | ... |
| Intermediate | 79 | 88 | 63 | 46 | ... |

It has to be noted that the students from the Morris College who took the Intermediate course with science

received instruction in science and mathematics at the Victoria College of Science and students from Morris and Hislop Colleges who took the B. Sc. course attended lectures in physics and chemistry at the College of Science. The Principals of Robertson College, Jubbulpore, and King Edward College, Amraoti, complain that they have no field of selection in the matter of admissions. They have to admit students of low attainments and are not permitted to exclude Calcutta and Punjab University matriculates. The Principal, King Edward College, Amraoti, has furnished a very interesting statement showing that the percentage of passes in the Intermediate examination of students who have passed the Central Provinces high school certificate examination or the corresponding examination in Bombay is about 80 per cent, while that of matriculates of the Calcutta and Punjab Universities is only 20 per cent.

The Principals of colleges report that the discipline and moral tone of the students were satisfactory except on two occasions. During the communal disturbance in Nagpur in September 1927 some of the students of the Morris College lost self-control and joined the riots. Some of the junior students of the Science College absented themselves from the college on the day on which the Simon Commission arrived in India. The Principal, Robertson College, Jubbulpore, complains that he is not adequately supported by the guardians of the students who ask for unnecessary leave. All Government colleges have established College Councils consisting of the Principal and the permanent members of the professorial staff. Principals have always sought the advice and co-operation of their staffs, but it is believed that by the establishment of College Councils a greater degree of co-operation and greater sense of responsibility among the staff will be secured. Each college had a vigorous corporate life in which organized games and intellectual societies were prominent.

CHAPTER IV.

SECONDARY EDUCATION FOR BOYS. ANGLO-VERNACULAR SCHOOLS.

16. Numbers.—The number of high schools increased from 45 to 48, the increase being due to the

recognition of the municipal high school, Arvi, C. M. S. Mission high school, Jubbulpore, and raising the Government anglo-vernacular middle school, Wun, to the status of a high school. The unaided but recognized Shree Shivaji Maratha high school, Amraoti, was aided by Government during the year under report.

The number of pupils in the high school department increased by 394 from 4,778 to 5,172. To this increase Government schools contributed 125, municipal schools 13 and private aided schools 319. There was an increase of 201 in the Nagpur circle, 88 in Jubbulpore circle, 105 in Nerbudda circle and 38 in Chhattisgarh circle. There was, however, a small decrease of 38 scholars in Berar circle. This decrease was almost insignificant and was due in a large measure to the increasing tendency of failures in the high school certificate examination to appear at the examinations of other provinces as private candidates in preference to rejoining their schools for another year.

There was an increase of 8 in the total number of anglo-vernacular middle schools and departments from 152 to 160. The increase was due to the opening of 4 new aided schools and 4 new municipal schools, *viz.*,

- (1) Hindi Bhashi Sangh anglo-vernacular middle school, Nagpur.
- (2) Anglo-vernacular middle school, Sitabuldi Branch of the New English High School, Nagpur.
- (3) New anglo-vernacular middle school, Buldana.
- (4) Middle department of the Shree Shivaji Maratha high school, Amraoti.
- (5) Municipal anglo-vernacular middle school, Balaghat.
- (6) Municipal anglo-vernacular middle school, Damoh.
- (7) Municipal anglo-vernacular middle school, Shegaon.
- (8) Municipal anglo-vernacular middle school, Khamgaon No. II.

The number of pupils attending anglo-vernacular middle schools increased by 1,593 from 23,234 to 24,827. There was an increase of 153 in Government schools, 494 in municipal schools and 996 in private aided schools. The greatest increase in the number took place in the Berar and Nagpur circles, *viz.*, 561 and 495, respectively, while there was an increase of 222 in Jubbulpore circle, 128 in Nerbudda circle and 187 in Chhattisgarh circle.

The total number of pupils in anglo-vernacular schools (including both the high and middle departments) was 29,999 as compared with 28,012 in the preceding year, thus showing an increase of 1,987. Of this, the most notable increase was in the Nagpur and Berar circles, *viz.*, 696 and 523. During the year under report the enrolment in high departments, *viz.*, 5,172, exceeded the highest figure recorded, *viz.*, 5,154 in 1917-18.

17. Expenditure.—The total expenditure on anglo-vernacular schools was Rs. 16,36,515 towards which Government contributed Rs. 8,21,998, and municipal funds Rs. 77,223. Fees and other sources including endowments and subscriptions (which amounted to Rs. 1,32,612) accounted for Rs. 7,35,864.

The total expenditure on anglo-vernacular education shows an increase of Rs. 42,704 as compared with the previous year. The increase in expenditure thus calculated is due to the normal increase in the schools. The expenditure under Government funds increased by Rs. 27,276, fees by Rs. 30,787 and other sources by Rs. 7,229. There was, however, a decrease of Rs. 22,588 under municipal and board funds.

18. Buildings.—(a) Government schools.—The extensions to the high schools at Drug, Hoshangabad Buldana and Basim, which were commenced in the previous year, were completed. New buildings for the anglo-urdu middle schools at Darwah and Akola and extension to the high school, Wun, anglo-vernacular middle school, Narsinghpur, and anglo-vernacular middle school, Multai, were undertaken during the year. Extensions to the high schools, Buldana, Model high school, Jubbulpore, and high school, Damoh, and the purchase of the mission high school building, Narsinghpur, for raising the Government anglo-vernacular middle school to the status

of a high school have been sanctioned and commenced in the current year. The extensions to the anglo-vernacular middle school, Balapur, and a new building for anglo-vernacular middle school, Brahmपुरi, have been sanctioned and will be undertaken as funds permit. The construction of new buildings for the anglo-vernacular middle schools, Ashti and Akot, is also under consideration.

Rs.28,000 was spent during the current year for furniture and apparatus for Government schools.

(b) *Aided schools.*—Grants amounting to Rs. 72,952 were sanctioned for new buildings and extensions for these schools and Rs. 65,518 was actually paid for new buildings completed and extensions made during the year.

Grants sanctioned provided among other items for the following large works :—

| | Amount paid in 1927-28. |
|--|----------------------------|
| | Rs. |
| 1. Construction of a new building for the municipal anglo-vernacular school, Saoner ... | 8,287 |
| 2. Construction of a new building for Roman Catholic high school, Nagpur ... | 20,000 |
| 3. Construction of new building for the aided anglo-vernacular school, Risod ... | 9,002 |
| 4. Construction of a new building for the aided anglo-vernacular school, Surji Anjangaon ... | 9,526 |
| 5. Construction of a new building for the aided anglo-vernacular school, Dhamaongaon ... | 13,936 |

19. *Teaching staff.*—(a) *Government schools.*—Out of a sanctioned cadre of 271 graduate and 338 undergraduate teachers, 226 and 305 teachers, respectively, were trained. The percentage of trained graduate teachers was 83.4 and of undergraduate teachers 90.2 as compared with 82.8 and 86.7, respectively, in the year 1925-26.

(b) *Aided schools.*—Out of 124 and 409 teachers in aided high and middle schools, respectively, 49 and 116

were trained, the percentage of trained to untrained teachers being 39.5 and 28.3 as compared with 47 and 30.6 in the year 1925-26. Out of 24 and 45 candidates admitted during the year under report to the L. T. and T. T. C. classes, respectively, of the Spence Training College, Jubbulpore, 5 and 30, respectively, were selected from aided schools. It is gratifying to see that undergraduate teachers are being sent for training in increasing numbers.

20. High School Education Board.—The High School Education Board met twice in the course of the year—in August and September 1927.

The meetings of the various committees of the board, *e.g.*, the recognition committee, the curriculum committee, the examination committee and the finance committee, were also held. The Board considered applications for recognition of high school classes and granted recognition to the following schools and the classes noted against each :—

| Name of school. | Classes to which recognition was granted. |
|---|---|
| (1) Quaderia high school, Burhanpur | ... IX, X and XI. |
| (2) Anglo-vernacular school, Telhara | ... IX for 1927-28. |
| (3) Municipal anglo-vernacular school, Arvi | ... IX for 1927-28. X for 1928-29. |
| (4) Government high school, Wun | .. IX for 1927-28. X for 1928-29. XI for 1929-30. |
| (5) C. M. high school, Jubbulpore | ... Recognized permanently. |

Temporary recognition was extended upto 31st March 1929 in the case of the New English High School, Amraoti, and recognition was refused in the case of (1) aided anglo-vernacular school, Dhamangaon, and the Sule English School, Nagpur.

The expenditure of the Board amounted to Rs. 16,998 and the income from examination fees to Rs. 23,069. The expenditure does not include the allowance to the Secretary and the pay of the establishment.

21. Examinations.—(a) *High School Certificate examination.*—1,512 candidates (excluding 34 absentees) appeared for the high school certificate examination, of whom 699 passed, including 86 candidates who took one

subject only. Twenty-two were placed in the first division, 313 in the second and 278 in the third. The percentage of passes was 46.2 as compared with 36.3 in the previous year. The results disclosed a very marked difference in the standard of instruction between the best schools and the worst schools in the province. The Government high schools at Bhandara and Hoshangabad, New English high school, Nagpur, St. John's high school, Nagpur, Patwardhan high school, Nagpur, St. Paul's high school, Raipur, Muhammadan high school, Amraoti, Government high school, Saugor, St. Ursula girls' high school, Nagpur, Model high school, Jubbulpore, Anjuman high school, Jubbulpore, Quaderia high school, Burhanpur, and Government high school, Bilaspur, obtained passes amounting to more than 60 per cent of the candidates which they sent up. The Government high school, Bhandara, secured 87.5 per cent passes. The following schools obtained less than 25 per cent passes :—

New Education Society's high school, Amraoti.

Neill City high school, Nagpur.

Government high school, Balaghat.

H. C. high school, Narsinghpur.

C. E. Z. high school, Jubbulpore.

Government high school, Mandla.

Shree Shivaji Maratha high school, Amraoti.

H. C. high school, Burhanpur.

Menonite Mission high school, Dhamtari.

Crawford high school, Kanker.

Out of 224 private candidates, only 62 passed. Many private candidates sit for the examination who have no hope whatever of passing. It seems that they pay their fees and sit for the examination merely in order that they may be able to assert in applications for employment "I appeared for the high school certificate examination, but unfortunately failed".

The following figures show the percentage of failures in the various subjects of examination in the high school

certificate examination. Out of the 1,512 candidates for the examination :—

| | Per cent. |
|---------------------------|-----------|
| Failed in English | ... 37 |
| „ Mathematics | ... 24.3 |
| „ History | ... 35.1 |
| „ Geography | ... 31.2 |
| „ Science | ... 28.7 |
| „ { Classical languages — | |
| „ { Sanskrit | ... 22.4 |
| „ { Arabic | ... 5.5 |
| „ { Persian | ... 22.64 |
| „ Domestic Science | ... 5 |
| „ Drawing | ... 25.4 |
| „ Marathi | ... 19.2 |
| „ Hindi | ... 10.2 |
| „ Urdu | ... 27.5 |
| „ Gujrathi | ... Nil. |
| „ Bengali | ... Nil. |

(b) *High School Entrance and Scholarship examination.*—4,423 candidates appeared, of whom 2,410 passed or 54.4 per cent as compared with 63.2 per cent last year.

There is little doubt that the chief reason for the large number of failures in schools is the lack of driving power and the lack of thoroughness on the part of teachers. Many teachers seem unable to exact an adequate amount of individual work from pupils. They do their oral class teaching and then leave the pupils to work or not to work as they please. It is the business of the teacher to see that each pupil does his quota of work every day without fail. Another reason is that class promotion examinations are not always strictly conducted. A case was discovered of a class teacher who actually gave a pupil more than the maximum marks for a question in order that he might obtain the minimum percentage for passing.

22. Manual Training.—In the previous year there were 17 centres for manual training in the Central Provinces and Berar. No new centres were opened in the year under report. Twenty-five stipends were awarded at the Spence Training College, Jubbulpore, during the year under report for the T. T. C. course of two years qualifying fully in manual training, pedagogy, English, mathematics and physical training. The object of this

course is to train teachers for middle school classes who will be especially competent to work as manual training instructors.

23. **Hostels.**—The number of boarders increased from 2,384 to 2,531. The increase is mainly in the hostels attached to private aided schools, *viz.*, 226. Almost all the Government schools are provided with hostels. The extensions to the hostels attached to the high schools at Amraoti (Muhammadan) and Yeotmal were completed. New buildings were started for the hostels attached to the anglo-vernacular middle schools at Darwah (Urdu) and Balapur. The hostel buildings of the high schools at Buldana and Basim are under construction and will be completed in the current year. New hostels are required for the Government anglo-vernacular middle schools at Chikhli, Malkapur, Wun, Daryapur, Katol, Mungeli, and the Patwardhan high school at Nagpur and extensions to the hostel buildings of the Government high schools, Bilaspur, Drug and Wardha, are needed.

All the hostels are supervised by Superintendents staying on the premises. The regular life in hostels with fixed hours of study, physical exercise, recreation and prayers have a beneficial effect on the boys. Adequate arrangements are made for medical advice and inspection. The monthly charges for food vary from Rs. 7-8-0 to Rs. 9.

24. **Discipline, health, games and corporate life.**—Discipline was generally well maintained, except in a few cases. Recourse to copying was unusually numerous in Berar and some boys had to be rusticated for using unfair means at the high school entrance and scholarship examination. There was discontent and restlessness in the municipal high school, Burhanpur, owing to the stoppage of increments of teachers.

No change was effected during the year in the system of medical examination which was carried out as in previous years in all Government high and anglo-vernacular middle schools by assistant surgeons and medical assistants. A record of each boy's height, weight and sight is kept in these schools. Defects are brought to the notice of guardians and proper remedies are suggested. Unfortunately it is difficult to induce guardians to cooperate in this matter. Aided schools are still reluctant

to adopt the system on account of cost. Vernacular schools and municipal anglo-vernacular middle schools situated at places having dispensaries are inspected periodically by local medical officers.

Drill masters continue to be employed in all high schools. Undergraduate students go through a course of physical training at the Training College and their services are used in middle schools for this purpose. Organized games are played regularly in all Government schools—football, hockey, volley ball, khokho, atyapatya. Besides organized games gymnastics and wrestling are popular in most schools. The Hanuman Vyayam Shala, Amraoti, and the Hanuman Akhada at Yeotmal are doing good work. Government schools generally are well provided with playing fields which are in good condition. Aided schools are still deficient. The Nagpur Circles Games Association has been doing a good deal to encourage physical training and athletics in schools. The Nagpur circle tournament was held at Wardha and district tournaments and sports were also held at Chanda, Wardha, Balaghat and Sakoli. There was keen competition. The Chhattisgarh inter-school tournament was held at Bilaspur and range tournaments for vernacular schools were organized in central places. The tournaments of the Jubbulpore Educational Athletic Association created much interest and enthusiasm among schools in Jubbulpore.

The long looked for appointment of Superintendent of Physical Education was made during the year. Mr. A. J. Danielson, who is attached to the Spence Training College, has inspected 27 high, 6 anglo-vernacular middle and 9 normal schools. The preliminary views expressed by Mr. Danielson show that the work of the present uneducated type of drill masters is generally monotonous and uninteresting to the students, games are on the whole not satisfactorily played. The supervision is usually poor and the boys are permitted to play with little consideration for rules. Games equipment needs improvement and medical examination and conditions of school hygiene need many reforms. Mr. Danielson has already made suggestions for all round improvement in these directions which are receiving consideration.

25. Vernacular middle schools.—The number of vernacular middle schools increased from 335 to 354 and the number of pupils including those in primary classes

attached to the school increased from 61,402 to 67,070, *i.e.*, by 5,668. Towards the increase, Nagpur circle contributed 1,803 and Berar 2,046. The increases in other circles are negligible. It is significant that in Berar circle alone there are 88 schools with 4,600 scholars. The large increase in this circle in recent years is due to the provision of teaching English as an optional subject in vernacular middle schools.

Of the total number of scholars in vernacular middle schools, 17,019 were actually in the vernacular middle classes against 15,218 in the previous years. It will be seen that the actual increase in vernacular middle classes is 1,801. The remaining scholars, *viz.*, 50,051, were all in primary classes.

26. Buildings and equipment.—All schools have got buildings of their own, but in most cases the accommodation is insufficient. The existing buildings require extension.

The schools are generally inadequately equipped for want of funds.

27. Teaching staff.—The vernacular middle schools are the chief sources of recruitment of candidates for admission to normal schools. Reports on the general condition of these schools are as follows:—

In the Nagpur circle only the Nagpur district council has adequately staffed the vernacular middle schools and the standard of instruction in them is very fair. Other district councils in the circle do not appear to realize the importance of posting 3rd and 4th year trained men to these schools. Several trained teachers in the Nagpur and Wardha districts are paid Rs. 18, Rs. 20 and Rs. 21 and in the Balaghat district Rs. 16, even when there are vacancies in the higher grades of the cadre. The head of the vernacular middle school at Katangi in the Balaghat district is paid Rs. 25 per mensem which is less than the pay of the neighbouring head masters of primary schools. The Inspector of Schools writes: "Until the unsatisfactory staffing and underpayment of teachers are taken in hand the vernacular middle schools will not occupy their proper position." In the Jubbulpore circle the middle schools in the Jubbulpore district stand highest in regard to quality

and number of candidates, while Saugor and Damoh fall short of the standard. The quality in Seoni has improved. In the Nerbudda circle the percentage of qualified teachers is satisfactory as the managers spare competent men for the middle schools which serve as models to the surrounding primary schools in point of instruction. The Inspector of Schools, Chhattisgarh, states that teachers working in the vernacular middle schools in the Raipur district are unsatisfied, because in spite of their superior qualifications their initial pay is the same as that of the primary grade teachers, *viz.*, 20. The Inspector of Schools says that in Berar superintendents of normal schools still complain bitterly of the unsatisfactory nature of the material that presents itself from vernacular middle schools for the normal schools admission test and that much improvement can be effected by district councils demanding a higher standard of work from these teachers. It is expected that the 3rd year class which was started at Akola last July will increase the output of the 3rd year men for all the four districts in Berar, as the Amraoti normal school now caters only for the Yeotmal and Amraoti districts and the Akola school will supply qualified teachers to the Akola and Buldana districts.

Unless the condition of teaching in these schools is improved, it is not possible for the normal schools to get suitable candidates to fill the places of untrained teachers in the existing primary schools and also supply the growing need of trained teachers in areas in which compulsory primary education is introduced. What is necessary is not so much the multiplication of vernacular middle schools, but the improvement of staff and the efficiency of the existing schools by posting to them 3rd and 4th year trained men who should be adequately paid.

28. **Hostels.**—1,880 students lived in hostels against 1,654 in the previous year. It is reported that there is a pressing demand for hostels in these schools, but those already provided are insanitary, overcrowded and badly equipped. It is generally reported that boarders in these hostels have to prepare their own food.

29. **Teaching of English.**—During the year 1926-27 94 vernacular middle schools were teaching optional English to 4,700 pupils. During 1927-28, 108 schools

taught English to 5,311 pupils. The schools and scholars are distributed among circles as under :—

| — | | Schools. | Scholars. |
|--------------|-----|----------|-----------|
| Nagpur | ... | 8 | 289 |
| Jubbulpore | ... | 3 | 94 |
| Nerbudda | ... | 7 | 291 |
| Berar | ... | 88 | 4,600 |
| Chhattisgarh | ... | 2 | 37 |
| Total | | 108 | 5,311 |

These schools are most popular in Berar. The Inspector says: "The increase in scholars continues. There is no improvement in the teaching of English in these classes. Head masters of anglo-vernacular schools who admit boys from these classes have generally a poor opinion of their ability." The Inspector of Schools, Nagpur, says: "The quality of teaching in these schools is much inferior to that in anglo-vernacular middle schools. The Inspector of Schools, Chhattisgarh circle, says: "The quality of instruction is very poor as the teachers are not trained and as the head masters cannot supervise their work." The same conditions prevail in the Jubbulpore circle.

It is clear that the introduction of English as an optional subject in vernacular middle schools is very popular and has led to a large increase in the number of pupils in these schools. The increasing tendency, however, for pupils to use English teaching vernacular middle schools as avenues of approach to high schools has given rise to serious anxiety. These schools are not staffed or equipped on the same basis as anglo-vernacular middle schools and in particular the English teachers have no idea how to teach English. It is not possible to train these teachers at the Spence Training College for want of accommodation. It is proposed therefore to start special short training classes for these teachers at the Akola normal school.

CHAPTER V.

PRIMARY EDUCATION FOR BOYS. COMPULSORY PRIMARY EDUCATION.

30. Till the beginning of the year the Central Provinces Primary Education Act permitted the simultaneous application of compulsion to boys aged 6 to 11 or 7 to 12

years. During the year under report the Act was amended to enable local authorities to introduce compulsion in any area by stages without incurring the maximum expenditure either recurring or non-recurring at once. Government appointed an officer of the Education Department on special duty from August 1927 to March 1928 to help the larger municipalities to prepare schemes of compulsory education. Schemes were accordingly prepared for the municipal areas of Amraoti town, Nagpur (five circles) Harda, Jubbulpore (five wards) Damoh, Khandwa, Khamgaon and Chanda, of which the first four have been sanctioned and the remaining schemes are under consideration of the local authorities concerned. To facilitate the preparation of schemes by other local bodies a pamphlet entitled "Suggestions for the preparation of compulsory primary education schemes" was printed and distributed to all local bodies.

During the year under report compulsion was introduced by the municipal committees of Balaghat and Raipur and by the district councils, Raipur and Bilaspur, in 49 and three villages, respectively. Schemes were sanctioned during the year for the municipal area of Amraoti town, five circles in Nagpur and five wards in Jubbulpore, but compulsion was not actually introduced. Compulsion has not so far been introduced anywhere in the Jubbulpore circle, but steps are being taken for the preparation of schemes. The unfavourable economic conditions of Berar made it difficult to bring any new area under the Act.

It would be idle to pretend that all compulsory primary education schemes have been completely successful in practice. The Inspector, Berar, writes: "The position with regard to attendance is even worse than last year. No prosecutions have been undertaken in the Akola and Buldana areas under compulsion, in spite of repeated advice. Attendance at Akola averages to only 71 per cent, while there is a decrease of 150 scholars in the compulsory area. In the Ellichpur city as many as 56 boys who ought to be under the Act are not on the rolls of the schools, and the attendance in this area has fallen to 68 per cent in spite of the fact that the cost per boy has increased by Re. 0-7-6 per annum." It is a waste of time and money for local authorities to prepare paper

schemes for compulsory primary education and to introduce them nominally if they are not prepared to carry, through to success, their practical application. Attendance authorities in many areas have been inefficient and have displayed a noticeable reluctance to resort to prosecutions. Greater energy and determination is required on the part of authorities introducing compulsory primary education.

31. Number and attendance.—The number of recognized schools increased by 11 from 4,182 to 4,193 and the enrolment by 7,335 from 269,443 to 276,778. The increase was distributed among circles as under :—

| — | | | Schools. | Scholars. |
|--------------|-----|-----|----------|-----------|
| Nagpur | ... | ... | +15 | —14 |
| Jubbulpore | ... | ... | + 9 | +1,363 |
| Berar | ... | ... | —33 | +42 |
| Nerbudda | ... | ... | +12 | +1,720 |
| Chhattisgarh | ... | ... | + 8 | +4,224 |

The following table shows the increases or decreases of enrolment in the various districts :—

Districts in which enrolment has increased—


| | | | | | |
|------------|---------|--------|-------------|-----|------|
| Raipur | ... | +1,903 | Damoh | ... | +296 |
| Bilaspur | ... | +1,648 | Hoshangabad | ... | +281 |
| Nimar | ... | + 931 | Mandla | ... | +236 |
| Nagpur | ... | + 828 | Amraoti | ... | +206 |
| Buldana | ... | + 815 | Balaghat | ... | +152 |
| Chhindwara | ... | + 760 | Saugor | ... | +132 |
| Drug | ... | + 673 | Seoni | ... | + 79 |
| Jubbulpore | ... | + 620 | Chanda | ... | + 24 |
| | Yeotmal | ... | +7 | | |

Districts in which enrolment has decreased—

| | | | | | |
|----------|--------|------|--------|-----|------|
| Akola | ... | —986 | Betul | ... | —174 |
| Bhandara | ... | —949 | Nagpur | ... | —78 |
| | Wardha | ... | —69 | | |

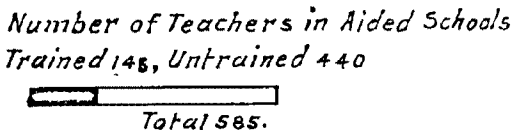
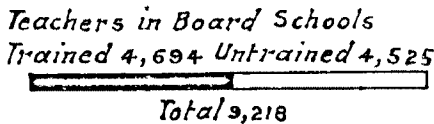
The large decreases in Bhandara and Akola are in fact no decreases as in the former five big primary schools have been raised to the status of vernacular middle schools and their enrolment is shown under vernacular middle schools and in the latter the deficit is due to non-inclusion of 40 indigenous schools with about 1,000 pupils.

The excessive proportion of pupils in class I continues to be a constant and distressing feature of the system of voluntary attendance. The distribution of 310,020 pupils in primary and the primary departments of vernacular middle schools among the various classes was as shown in the graph below :—



Forty-two per cent of the total number of pupils in primary schools are in class I. The money spent in educating the pupils who never rise above class I may be reckoned sheer waste. The percentage of attendance to enrolment remained the same *viz.*, 70. The percentage of attendance was between 70 and 77 in the cases of Amraoti, Nimar, Buldana, Akola, Chanda, Saugor, Yeotmal, Bhandara, Wardha, Damoh. 60 and 69 in the districts of Drug, Raipur, Narsinghpur, Mandla and Betul. In Balaghat the percentage is 59, 56 in Saugor, 50 in Chhindwara. The figures for attendance improved in the districts of Bhandara, Chanda, Seoni, Mandla, Damoh, Hoshangabad, Nimar, Raipur, Amraoti, Buldana and Akola, but declined in Nagpur, Wardha, Narsinghpur, Chhindwara, Betul and Drug. The big fall of 11 from 61 to 50 in Chhindwara district is ascribed to the outbreak of plague in the district.

32. Teaching staff.—The number of teachers in board and aided schools and those trained among them are shown by the graphs given below :—



Teachers in Board Schools (by circles)
Trained Untrained.

| | Trained | Untrained | Total | References |
|----------------|---------|-----------|-------|--------------|
| Nagpur Circle | 1063 | 927 | 1,990 | |
| Jubbulpore Do | 991 | 427 | 1,418 | |
| Nerbudda Do | 682 | 396 | 1,278 | |
| Berar.....Do | 1006 | 1677 | 2,683 | Trained----- |
| Chhatisgarh Do | 752 | 1038 | 1,850 | Untrained--- |
| Total..... | 4,694 | 4,525 | 9,219 | |

Teachers in Aided Schools (by circles)
Trained Untrained

| | Trained | Untrained | Total | References |
|----------------|---------|-----------|-------|----------------|
| Nagpur Circle | 53 | 111 | 164 | |
| Jubbulpore Do | 22 | 34 | 56 | |
| Nerbudda--Do | 25 | 32 | 57 | Trained----- |
| Berar.....Do | 4 | 153 | 157 | Untrained----- |
| Chhatisgarh Do | 41 | 110 | 151 | |
| Total..... | 145 | 440 | 585 | |

In the Nagpur circle the percentage of trained teachers is 51. The highest percentage of trained teachers is 72 in Wardha and the lowest 28 in the Bhandara district. The Inspector of Schools says: "The initial pay offered to trained men by Balaghat is less than the minimum sanctioned. In the cases of almost all the district council schools the teachers often get their modest salary in serious arrears. The trained teachers therefore often migrate from rural to urban schools." In the Jabulpore circle the proportion of trained teachers is gradually rising, but the managers in all districts (except Mandla) find it difficult to replace untrained teachers by trained teachers for want of funds to give them higher pay. The Inspector says "Surprise visits were often interesting. Sometimes no master was found on the premises and often the attendance was very poor. In one school there were 2 out of 52 on the roll." The Inspector of Schools, Berar, remarks. "There is very little improvement to report with regard to the proportion of trained teachers. The Amraoti district council has still 411 untrained teachers as against 529 trained hands. The Akola report emphasises the inadequacy of the supply of trained teachers. Similarly, Yeotmal and Buldana continue to show large deficiencies in this respect. Many of the municipalities have hardly entertained a trained teacher and local bodies are reluctant to take disciplinary action against teachers whose work has been reported to be definitely bad." In the Nerbudda circle 90 per cent of the teachers are either trained or certificated. The Inspector Nerbudda, writes: "Even with such a large number of trained teachers results of public and other examinations are comparatively unsatisfactory. In some districts a large majority of vernacular teachers have to work in the lowest grade of pay hence the service as a whole is dissatisfied with their lot." In the Chhattisgarh circle, of 2,113 teachers working in primary schools, only 816 or 39 per cent are trained. The number of untrained teachers is still therefore very large as represented in previous reports.

33. **Buildings.**—Six hundred and twenty-three district council schools are still without buildings of their own and 343 require extension. In the Akola district 106 schools, in the Amraoti district 61, in the Buldana district 83 and in the Yeotmal district 103 schools are without

buildings of their own. In the districts of the Central Provinces the number of schools without buildings of their own varies from 3 in Mandla to 31 in the Hoshangabad district. In the Amraoti, Akola, Buldana and Yeotmal districts the number of schools requiring extension are 69, 32, 30 and 16, respectively. In the Central Provinces districts the number requiring extension varies from 3 in the Mandla district to 45 in the Bhandara district. Eleven district councils undertook construction of 31 buildings during the year under report. Of municipal schools, 73 are without buildings of their own and 40 require extension. Of the aided schools 218 are without buildings of their own.

Government gave a special grant of Rs. 8 lakhs during the year 1926-27 to enable local bodies to accelerate their building programme which was greatly in arrears. While much good has been done with the money given it appears that it has not always been used to the best possible advantage. The Inspector of Schools, Nagpur, writes: "Only the Bhandara district council have satisfactorily executed their building schemes. Regarding the rest, most of the work done appears to be unsatisfactory. The tin roofs provided in the Wardha district are too hot for summer and too weak for storms. The daub walls provided elsewhere are too weak to stand the pressure of rain and storm. In the Balaghat district the evil appears to be more acute. A large proportion of the allotment goes as profits to the contractors and the work constructed is consequently poor to stand long." The Jubbulpore Inspector writes: "Some of the houses built on the designs approved were not satisfactorily constructed and special repairs became necessary within a year of their preparation."

Annual repairs if done in proper time would avoid much of the damage noticed in district council buildings. The Berar Inspector writes: "A large number of buildings had not received timely attention with regard to repairs. The worst case brought to light is in Buldana district. Little care has been taken by the district council about the repairs and proper maintenance of the older school buildings. Only one instance of the lack of care might be cited. At the Walti primary school a sum of Rs. 30 to Rs. 40 would have been sufficient for repairs to the cracks in the walls three years ago; but nothing was done and

rain water freely entered the cracks in the walls and the next estimate for repairs rose to about Rs. 200. After further neglect this estimate, I am told now, stands for Rs. 800 and if things continue in the same condition for another year, a new school building will probably have to be built. It is necessary, therefore, that the district council should adopt a systematic and quicker way of carrying out repairs to the school buildings in good time."

34. **Class work and examination results.**—The number of candidates for the primary examinations increased from 37,676 to 43,572 and 57 per cent was successful as compared with 55 per cent previous year. It is hoped that this increase in the percentage of passes is the result of improvement in the quality of the instruction given, but it is not safe to take this for granted as the increase may be due to greater leniency on the part of Deputy Inspectors or it may be merely an ordinary fluctuation. Inspectors comment as usual on the stagnation in the lowest class. Other criticisms made refer to the retention on the register of the names of boys habitually absent, the retention of "umedwars" or candidates for admission to class I, the employment of the most incompetent teachers in class I, the lethargy of teachers and the want of realization by school committees of their responsibilities.

35. **Special schools.**—The number of aided factory schools remained the same, *viz.*, five, but the attendance increased by 93 from 555 to 648. The schools provide instruction for factory employees and are doing well. Twenty-four boys appeared for the primary certificate examination from the two schools of the Empress Mills, Nagpur, and 12 were successful. The number of night schools increased from 36 to 42, eight being unrecognized and the attendance rose from 865 to 1,477. One girls' night school is managed by the Chokhamela, Nagpur. In the Berar circle the number of night schools fell from 21 to 15 and the attendance from 518 to 339. There is a deaf and dumb school known as the Bhonsla school, Nagpur, with an enrolment of 20 and average attendance of 16. A grant of Rs. 858 was paid to the school during the year. A school for boy-orderlies is maintained in the secretariat and is managed by the Nagpur municipal committee. The enrolment and attendance in Marathi

and Hindi sections decreased from 31 and 28 to 30 and 26, respectively. Seven out of nine Hindi boys and two out of three Marathi boys obtained primary certificates this year. The boys are taught in shifts.

36. Local bodies and schools committees.—It must be recorded with regret that, although politicians talk a great deal about education, members of local authorities and school committees have, speaking generally, taken little interest in education. A few opinions on this subject are quoted below :

The Deputy Commissioner, Balaghat, writes : “The general apathy of the school committees is largely responsible for the state of things. This is also reflected in the attendance at the school board meetings. The fact that all the five meetings could not secure a quorum speaks for the general indifference.” The Deputy Commissioner, Chanda, writes : “I rarely encountered cases in which the school committee has displayed any real interest in the doings of the school or has attempted to improve attendance.” The Inspector of Schools, Nagpur, writes : “The most important reform which should engage the attention of the district council is the reorganization of the school committees and awakening the sense of responsibility in them. At present they appear to be generally apathetic and lethargic.” The Deputy Commissioner, Hoshangabad, writes : “If the council could awake school committees to a real sense of their responsibilities it might improve matters.” The Deputy Commissioner, Narsinghpur, writes : “Instruction and discipline have suffered owing to frequent changes among the teachers and to weakness of the school board. The Deputy Commissioner, Bilaspur, writes : “If members of local bodies cannot visit the schools and see things for themselves, it is not possible to secure efficient administration. A great deal could be done to secure better attendance and better results if the local body members and school panchas were to take a personal interest in these matters—not only when touring officers visit the school, but throughout the year. The school board held only two meetings during the year.” The Commissioner, Chhattisgarh division, says : “The main object to be achieved is that transfers, postings, disciplinary matters, and many other subjects that require daily attention

should obtain the continuous attention necessary. The figures of meetings held by school boards raise considerable doubt as to whether this continuous attention is being exercised; and perhaps it is asking too much to expect that non-official secretaries and chairmen will supplement the deficiencies of school boards. Some of them, as the report shows, have done a lot of useful educational work." The Inspector of Schools, Berar, writes: "The only exception during the year to the better administration by district bodies was the district council, Yeotmal. The school board of this body held but one meeting during the year. No powers have been delegated by the board. In fact, very few matters could have been referred to it at all since only one meeting was held. The chairman disposes of all education matters himself with or without the advice of the Deputy Inspector of Schools; sometimes even against such advice. Apart from these isolated incidents work with local bodies has been harmonious. There is no doubt that with the better constitution of the school board and the presence on them of educational officers and non-officials with educational experience a stronger spirit of harmony and a more active form of co-operation is likely to result.

37. Elections.—The conditions in Nagpur and Berar are said to have become complicated by the association of school staffs with elections. The Inspector, Nagpur circle, writes: "The year under report was marked by election campaigns and the attention of the members of the local bodies being held in this way, educational matters in some cases received less attention than usual." The Inspector, Berar, writes: "The growing tendency on the part of teachers is to seize the opportunity of local elections to secure their own advancements. This tendency is now showing itself by way of some teachers allying themselves with one or other of the parties that comprise local bodies".

38. Acknowledgments.—Several local bodies deserve credit for strenuous efforts to tackle the problems of vernacular education. Bhandara district council under the chairmanship of Rao Bahadur Jakatdar has been particularly active and zealous in the matter of compulsory primary education and has formulated a scheme for the extension of compulsory primary education in a

large number of villages in the Bhandara district. In nearly every local body there are one or two members who do a great deal of honorary work.

39. Assistance of revenue officers.—Revenue officers have, as usual, continued to inspect educational institutions. They do so purely in an advisory capacity. The amount of inspection done varies from district to district. Revenue officers under the new conditions can still perform a useful function. They have, even under changed conditions, much influence with local villages and school committees. In this way they can influence the attendance of members of school committees, also to a certain extent that of pupils, the collection of fees and even the standard of teaching in primary schools. The assistance of revenue officers is welcomed by most local authorities and by officers of the Education Department.

CHAPTER VI.

THE EDUCATION OF GIRLS.

40. Numbers.—The number of recognized schools for Indian girls increased from 385 to 388 and the enrolment from 26,194 to 27,395. The total expenditure on girls' schools increased from Rs. 5,15,776 to Rs. 5,57,026.

41. Anglo-vernacular schools.—The number of anglo-vernacular schools increased from eight to nine, the increase being due to the introduction of English teaching in the Mission girls' school, Sironcha, with a view to its conversion into an anglo-vernacular middle school. The number of pupils rose from 820 to 949. Of the four high schools, one is the Government girls' high school, Amraoti. The number of pupils in this high school rose from 116 to 153. There were no Muhammadan or depressed class girls attending the school and none sought admission. The number of resident boarders in the hostel was 75. Eleven girls appeared for the high school certificate examination and six passed, three being placed in the second division. Seventeen girls appeared for the high school entrance and scholarship examination and eight passed and were awarded scholarships.

Of the aided high schools, the best results were achieved by the St. Ursula Mission girls' high school, Nagpur. From this school nine girls appeared for the

high school certificate examination and six passed, five being placed in the second division. From the Johnson girls' high school, Jubbulpore, and C. E. Z. girls' high school, Katni, there were thirteen and five girls for this examination, seven and one being respectively successful.

42. Vernacular middle schools.—The number of vernacular middle schools remained stationary at 40, but the number of pupils decreased slightly from 4,883 to 4,837. These schools are reported to be doing well. The Inspectress, Nagpur, recommends the introduction of English in these schools and says: "I am of opinion that if in all the vernacular middle schools of this circle, whether Marathi, Hindi, or Urdu, provision was made for a special English teacher, the progress in these schools would be surprising."

43. Primary schools.—The number of primary schools increased from 324 to 326 and the number of pupils from 19,900 to 21,015. The increase in the number of pupils is reported to have taken place chiefly in the Berar circle. The following table gives the number of pupils in each class:—

| | | |
|-----------|-----|--------|
| Class I | ... | 27,196 |
| Class II | ... | 7,067 |
| Class III | ... | 4,681 |
| Class IV | ... | 3,154 |

As usual, the lower classes continue to show numbers disproportionate to those in the higher classes. 1,958 candidates appeared for the primary certificate examination and 1,114 passed.

Out of a total of 405 teachers in the Nagpur circle, 226 are women of whom 173 are trained. Out of 179 men teachers, 82 are employed in Urdu schools and the remaining 97 in all other schools.

Out of 342 teachers in the Jubbulpore circle, 228 are trained. There are 24 men teachers, 19 of whom are husband teachers serving with their wives.

A sum of Rs. 8,872 was allotted for the extension and improvement of girls' schools in the province.

44. Girls in boys' schools.—The number of girls in boys' schools increased from 13,410 to 15,026. The increase took place mainly in the Berar circle and in the Damoh, Nimar, Bilaspur and Drug districts. This

increase is noteworthy and shows that the system of awarding bonuses to masters in boys' schools for encouraging the attendance of girls is gradually having the desired effect. A sum of Rs. 4,874 was distributed to head masters for this purpose during the year. The Female Education Committee recommended that co-education of boys and girls in schools should not be continued beyond the primary stage and no boys should be admitted to girls' schools at any stage of their education.

45. Normal schools.—The number of normal schools remained at six, but the enrolment declined from 228 to 225. From the normal school at Amraoti 10 candidates appeared for the senior women teachers' certificate examination, and 8 passed. Out of 21 candidates appearing for the junior women teachers' certificate examination, 16 were successful. In the normal school at Jubbulpore 31 out of 34 candidates passed the senior examination and 25 out of 29 the junior. The great event of the year was the removal of the practising school from the old building in the city to the new school house (Amraoti) erected behind the normal school hostel. The Lady Superintendent, Normal School, Amraoti, instituted a "Mother's Day" this year. The event will be celebrated on the 12th September annually hereafter.

The Inspectress, Nagpur, reports favourably on the kindergarten training class at Nagpur. There were two Government students in this class and the other ten were private students. All of them have passed the examination. Intelligent and interesting methods for teaching numbers and figures to infants are a special feature of this school.

46. Special schools.—The Providence mission school, Nagpur, and the Swedish mission industrial school, Saugor, are favourably reported on by the Inspectresses. The ladies home class at Akola has about 70 learners and continues to do very useful work. The Church of England Zenana Mission, Jubbulpore, continues to give instruction in their houses to ladies in Jubbulpore city. The number under instruction during the year was 247. The Inspectress, Jubbulpore, reports: "While the work done at these centres is not of a high standard, yet it is all to the good that these ladies are willing to be educated at all."

47. **Scholarships.**—The full number of Arts College scholarships (4) were awarded. The medical scholarships (4) tenable at the Lady Hardinge Medical College at Delhi remained vacant. One medical scholarship tenable at Agra or Nagpur Medical School was awarded for training at Agra. Of the 14 scholarships available for training in the midwifery classes at Nagpur, Akola and Jubbulpore, 10 were awarded. Fifty-three scholarships out of 56 tenable in middle and high schools were awarded.

48. **Girl Guides.**—The Girl Guide movement is well established. It has kept up its numbers and enthusiasm and six students and three teachers from the Normal School, Amraoti, attended the All-India training camp at Nagpur in January 1928. During the year there were two rallies.

49. **Female Education Committee.**—A committee to review the whole field of primary and secondary education of girls was appointed by Government and met under the Chairmanship of Mr. R. H. Beckett. The following were the principal recommendations of the committee :—

(1) The committee advocated a non-official publicity organization comprising a committee of ladies and a committee of gentlemen at Nagpur with subsidiary committees at district headquarters and in municipalities to overcome the apathy of the public and to create a demand for girls' education. Government has accepted the recommendation and steps are being taken for the formation of the proposed publicity committees.

(2) The committee recommended that the responsibility for opening new vernacular schools for girls should be transferred from Government to local authorities. Government has accepted this recommendation and will assist by giving grants-in-aid equal to one-half of the total approved expenditure under the usual conditions of the grant-in-aid code. This change in policy does not affect private enterprise which will as hitherto continue to be encouraged.

(3) The committee tackled the question of the curricula of primary and middle schools for girls and recommended the division of the subjects into three classes—compulsory subjects, optional subjects and extra subjects for study but not for examination. The recommendations regarding curricula, etc., will be considered by the High School Board.

(4) The committee made certain recommendations regarding scholarships, stipends and pay of teachers which involve additional expenditure. These recommendations are being considered by Government. A proposal for a small increase in the rates of rewards given to head masters of boys' primary schools for the attendance of girls in boys' primary schools is also being carefully examined by Government.

CHAPTER VII.

MUHAMMADAN EDUCATION.

50. Numbers and distribution.—The total number of Muhammadan pupils increased by 2,554 from 37,920 to 40,474, of whom 1,603 are in unrecognized schools. There was a large increase of 2,347 in primary schools. Middle schools also show a small increase of 216 pupils.

Out of 34,835 boys, 29,000 were in primary schools, 4,013 in middle schools, 129 in normal schools, 482 in high schools and 126 in colleges. Out of 5,639 girls, 4,874 were in primary schools, 21 in middle schools and three in normal schools. The percentage of Muhammadan pupils to the total number of college students was 6.3 as compared with 6.4 in the previous year. Corresponding figures for secondary and primary education were 9.0 and 9.5, respectively, as compared with 9.4 and 9.2 in the previous year.

51. Collegiate education.—The number of Muhammadan pupils in colleges increased from 118 to 126, of whom 90 were studying arts and science, 7 law, 19 education and 10 agriculture.

52. Anglo-vernacular education.—The number of pupils in the high school department increased by 58 and in middle schools by 216. In the high school certificate examination 20 out of 29 candidates from the Government Muhammadan high school, Amraoti, were successful. From Hakimia Coronation high school, Burhanpur, five appeared and none passed. Five out of 15 candidates from Anjuman high school, Nagpur, five out of eight candidates from the Robertson Anjuman high school, Jubbulpore, and three out of five candidates from

Quaderia high school, Burhanpur, were successful. Sixteen high school and 19 middle school scholarships were awarded.

53. Vernacular education.—The number of pupils in recognized primary schools increased from 31,527 to 33,874 and the number of pupils in class I increased by 1,177 from 15,675 to 16,852. There is an increase of 2,055 Muhammadan scholars in the primary stage in the Berar circle alone and the total increase of 2,183 scholars in Berar circle is almost half of the increase shown during the last quinquennium.

CHAPTER VIII.

EDUCATION OF DEPRESSED CLASSES.

54. Numbers.—The total number of pupils of the depressed classes increased by 171 only from 40,677 to 40,848 of whom 643 were studying in unrecognized institutions and 100 in adult schools. In Berar, owing to economic conditions and the closure of indigenous schools, there was a decrease of 1,255 students. Nerbudda and Chhattisgarh circles show an increase of 463 and 1,311 students. The distribution of pupils among the different classes in recognized schools is given in the following table (the figures for 1926-27 are also given for comparison) :—

| | | Boys. | | Girls. | |
|---------|----------------|----------|----------|----------|----------|
| | | 1926-27. | 1927-28. | 1926-27. | 1927-28. |
| Primary | Class I ... | 19,552 | 17,339 | 533 | 1,246 |
| | Class II ... | 8,241 | 8,572 | 80 | 258 |
| | Class III ... | 5,766 | 6,378 | 65 | 172 |
| | Class IV ... | 3,817 | 4,325 | 45 | 78 |
| Middle | Class V ... | 678 | 774 | 3 | 5 |
| | Class VI ... | 400 | 474 | 1 | 4 |
| | Class VII ... | 217 | 255 | ... | ... |
| | Class VIII ... | 63 | 97 | ... | ... |
| High | Class IX ... | 26 | 35 | ... | ... |
| | Class X ... | 21 | 26 | ... | ... |
| | Class XI ... | 13 | 12 | ... | ... |

The number of girls in primary, middle and normal schools increased by 1,031, five and seven, respectively.

Out of 38,287 boys in primary, middle and high schools, 36,614 were concentrated in primary classes, the largest number being in class 1. There is, however, an increase of 242 pupils in middle school classes and 13 in high school classes as compared with last year. 1,754 girls were in primary classes, of whom 1,246 were in class I, nine in middle school classes and none in high school classes.

55. **College Education.**—Twelve students were enrolled in arts and science colleges, one in the Engineering School and 42 in normal schools.

56. **Scholarships.**—Out of five college scholarships, three were awarded. The full sanctioned number of 15 and 22 high and middle school scholarships were also awarded.

57. **Bonuses.**—Rs. 3,921 was distributed to primary school teachers as bonuses for passing depressed class boys.

58. **Disabilities.**—There are on the whole many difficulties which retard the progress of education among these classes. In the Nerbudda circle, the Inspector says. "The number completing the primary school course is very small owing to the apathy of parents, need for earning money, lazy habits of mind and body and neglect by teachers." In Chhattisgarh progress is hindered by most of the children being compelled to leave school before completing the primary course to work as field labourers. High school class teachers are said to display an unsympathetic attitude which affects attendance. In the Jubbulpore district in a few places committee members were opposed to the admission of boys in district council schools. In the Nerbudda circle there are still many schools where boys are seated separately from other pupils. Sometimes they are not given anything to sit on while others sit on tat-patties. These conditions, however, appear to be changing in the Nagpur circle. The Inspector says: "The children of these classes sit and mix freely with those of other castes and the prejudices of intouchability seem to be gradually disappearing from the school atmosphere. The awakening of the depressed classes is reflected in the results of the public examinations, viz., 17 out of 34 passed the high school entrance and scholarship examination and seven scholarships were

won by them. In the middle school scholarship examination too 13 scholarships were awarded to them." These efforts are especially significant in Berar where the Inspector says: "The enthusiasm of the leaders continue and their efforts to rise remain unabated."

On the whole, prejudice against depressed classes appears to be less in Berar and Nagpur circles than in the rest of the province. This is fortunate for the Mahars, who form the largest caste of the depressed classes and are confined chiefly to these two circles. The Chamars of Chhattisgarh who form the next largest caste appear not to be so fortunate. The general prospect is, however, hopeful and there is reason to believe that in course of time prejudices may disappear and the depressed classes may have equal opportunities with all others.

CHAPTER IX.

EDUCATION OF EUROPEANS AND ANGLO-INDIANS.

59. Institutions and pupils.—The number of institutions classified as European and English teaching schools increased this year by one high school, the number being eight high schools, 10 middle schools and 17 primary schools, each department of the schools being classified as a separate institution. This increase in high schools is due to the raising of the status of the Tata Parsi girls anglo-vernacular school in Nagpur to that of an English teaching high school during the year.

60. Number of pupils.—The total number of pupils during the year under report is 2,495 as compared with 2,388 in the last year. This shows a substantial increase of 107 pupils, but the increase is mostly in girl pupils.

61. Results of examinations.—(1) Departmental Examinations—

| | High school. | | Middle school. | |
|---------------------|--------------|----------|----------------|----------|
| | 1926-27. | 1927-28. | 1926-27. | 1927-28. |
| Number appeared ... | 55 | 61 | 76 | 78 |
| Number passed ... | 31 | 30 | 42 | 51 |

(2) Cambridge local examinations—

| | School certificate. | | Junior local. | |
|---------------------|---------------------|----------|---------------|----------|
| | 1926-27. | 1927-28. | 1926-27. | 1927-28. |
| Number appeared ... | 60 | 66 | 25 | 30 |
| Number passed ... | 31 | 28 | 13 | 11 |

The departmental examinations have been abolished and from this year candidates from European and English teaching schools will appear at the Cambridge Junior and School Certificate examinations only. The standard of these is on the whole higher than that of the departmental examinations and it will be interesting to observe how the schools adopt themselves to the new courses and the new standards. One advantage of the change is that pupils have an opportunity of gaining the Cambridge School Certificate, a certificate which is recognized all over the world.

62. Teachers—

| | 1926-27. | 1927-28. |
|---------------------------|----------|----------|
| 1. Trained teachers ... | 66 | 72 |
| 2. Untrained teachers ... | 61 | 61 |
| Total ... | 127 | 133 |

During the year under report the number of trained teachers has increased from 66 to 72.

63. Cost of educating a pupil in

| | 1926-27. | 1927-28. |
|---------------------------|-----------|-----------|
| | Rs. a. p. | Rs. a. p. |
| (a) Secondary schools ... | 16 12 0 | 16 4 0 |
| (b) Primary schools ... | 6 4 0 | 5 8 0 |

64. Hostels.—The number of boarders has decreased from 764 to 630, *i.e.*, by 134. The average cost per boarder per mensem varies from Rs. 18 to Rs. 30. Similarly, boarding and messing fees per boarder per mensem vary from Rs. 16 to Rs. 30 and Rs. 16 to Rs. 27, respectively. The total expenditure on boarding during the year under report was Rs. 1,69,287 against Rs. 1,62,502 for the last year.

65. **General.**—An important feature of the year is the revision of the Code of Regulations for the European and English teaching schools in the Central Provinces and Berar. This new Code was brought into force in the year under report.

CHAPTER X.

TRAINING OF TEACHERS (MEN).

66. **Spence Training College, Jubbulpore.**—Twenty-five stipends for graduates and 100 for undergraduates were available and 25 and 92, respectively, were actually filled. There were 119 students on the roll, of whom 24 were in the B. T. class, 48 in the 2nd year T. T. C. class, 44 in the first T. T. C. class and three in the drawing class.

67. **Staff.**—Professor Mitra, who recently returned from a course of training in London, was appointed to the professorial staff. The post of superintendent of physical education for the province was created and filled by the appointment of Mr. Danielson who was specially selected for the post in America through the agency of the Y. M. C. A. The post is attached to Spence Training College. Mr. Danielson spent most of his time during the year in touring round the province so as to become familiar with local conditions. Mr. K. R. Dube, lecturer in physical culture, was selected in March 1928 for the post of superintendent of physical education in the United Provinces. The post of director of manual training and lecturer in primary school method remained in abeyance.

68. **Results of examinations.**—Out of 23 candidates who appeared for the B. T. examination 20 passed; two obtaining first classes in theory and two in practice. Fifty-one candidates were sent up for the T. T. C. examination and 48 passed. Four appeared for the Drawing Teacher's certificate and all passed. On the whole, the results were quite satisfactory.

69. **Training.**—The courses for the B. T. and T. T. C. examinations remained unaltered. Every effort is being made to turn out teachers who will get sound instruction to enable them to teach boys in schools with up-to-date methods of teaching. Teachers are also trained to learn to exact from each pupil a regular and adequate

amount of work involving effort both in school and at home. Pedagogical drawing is compulsory for all students undergoing training in order to enable them to illustrate their lessons graphically. Three scholarships are awarded annually to undergraduate teachers to qualify them to teach drawing in middle schools. The course for high school drawing teachers is for one year and scholarships formerly given to candidates in the Bombay School of Arts are now tenable in the college. Manual training continues to be a very popular subject with the students. All students in the T. T. C. classes are given instruction in manual training. Some of the B. T. students worked in cardboard, clay and woodwork. One of them prepared a complete telephone scheme. A special class for manual training instructors was formed in July last and progress of the class was very satisfactory. Hockey, cricket and football as well as Indian games are played and the college teams showed a fairly high standard. Inter-section tournaments were held and badges were awarded to encourage athletics and games. Playing fields were improved.

70. General.—The relations between the staff and students were satisfactory. The Spence Training College Annual was published for the second time in 1927. The magazine has done much to fill the need of an educational periodical for teachers in secondary schools in the province. Plague was prevalent, but the college was free from the disease owing to a systematic rat campaign which was carried out in the college compound by a trained rat-trapper. The Rovers troop in the college consisted of 56 students. It was the largest batch the college ever had and a large number of B. T. students joined the troop. About 16 members of the troop were trained and experienced scout masters. The Rovers were helpful in tournaments, fairs and rallies, in training troops in other schools and 18 of them were sent to Pachmarhi for scout training. Staff meetings were held to discuss pedagogical and training problems and a College Council was started for the first time during the year.

NORMAL SCHOOLS.

71. Numbers.—The number of normal schools remained at 11, but the number of students decreased from 1,137 to 1,114. The number of sections remained

the same, *viz.*, 55. There has been a reduction of sections in the normal schools consequent on the revision of normal school stipends with effect from the 1st May 1928. The 4th year retraining class at the Amraoti Marathi normal school has been abolished with effect from the 1st May 1928 and the Saugor normal school will be abolished with effect from the 1st May 1929. In view of the fact that compulsory primary education is being gradually introduced by the local bodies trained teachers are likely to find less difficulty in future in obtaining posts.

Out of 560 stipends sanctioned for award (for 1st year students), *viz.*, 125 for each of the Nagpur and Jubbulpore circle, 25 for the Nerbudda circle, 100 for the Chhattisgarh circle and 185 for the Berar circle, 555 were awarded and five remained unallotted. The Inspector of Schools, Nagpur, states: "From the material that offers itself for the admission test of normal schools it appears that instruction in vernacular middle schools and its supervision by Deputy Inspectors leave much scope for improvement. This is prominently so in the Bhandara district." The Inspector of Schools, Berar, states: "The material seeking admission does not show any appreciable improvement. We have proposed a vernacular final examination as the minimum qualification for competing candidates."

72. Examination results.—Out of 557 candidates that appeared for the primary trained teacher's certificate examination, 474 passed. 148 out of 157 candidates passed the vernacular middle trained teacher's certificate examination and the examination at the end of the 4th year course. The total percentage of passes was 87.6 as compared with 75.4 in the year 1925-26.

73. Expenditure.—The expenditure on normal schools amounted to Rs. 3,30,298 as compared with Rs. 2,99,447 in the year 1925-26 and the cost per pupil, including stipends, increased from Rs. 250-2-7 to Rs. 296-7-11.

74. Training.—Some training in agriculture and in hygiene has been given in normal schools in addition to instruction in the subjects of the vernacular school curriculum. Scouting has also been introduced in all normal schools. Enough, however, has not been done to train students to a sense of their future responsibilities as leaders

of thought and pioneers of progress in village communities. The ideal of service to the community should be set before all normal school students so that when they become teachers they can assist or take the lead in all movements to make villagers healthier, happier and more prosperous. Village hygiene, personal hygiene, better agriculture, co-operative credit, adult schools, village libraries, lectures, scouting, provide many opportunities for social service that can be undertaken by village teachers if they have the right spirit. It is this spirit that it is the duty of normal schools to inculcate.

CHAPTER XI.

MISCELLANEOUS.

75. Jain education.—The total number of Jains under instruction increased from 6,436 in 1926-27 to 6,632 in 1927-28, *i.e.*, by 196.

76. Text-book Committee.—At the end of the year 1926-27, 178 books were under consideration and 788 books were received during the year under report, making a total of 966. Of these, 127 were sanctioned as text-books, 434 as prize and library books, 211 were rejected, leaving 194 under consideration at the close of the year under report.

77. Engineering School.—The total number of students on the rolls at the beginning of the session, excluding the 5th year mechanical engineering students and students of the oil engine class, was 179. At the close of the session the students were distributed as follows :—

| Year. | Overseers. | Sub-Overseers. | Mechanical. | Motor Mechanics. | Oil Engine. |
|-----------|------------|----------------|-------------|------------------|-------------|
| 1st ... | 19 | 19 | 12 | 6 | 6 |
| 2nd ... | 17 | 14 | 10 | 6 | ... |
| 3rd ... | 13 | ... | 12 | 5 | ... |
| 4th ... | 15 | ... | 11 | 4 | ... |
| Total ... | 64 | 33 | 45 | 21 | 6 |

Excluding oil engine drivers, the total number of students on March 31st, 1928, was 163, an increase of 14 over the corresponding figure of last year.

78. Examinations.—The examination results were satisfactory.

The value of the work done by the repairing department during the year under report was Rs. 18,075-13-9 and the amount earned for the treasury was Rs. 7,452-0-6.

79. Rajkumar College.—The college roll remained at 50. Four kumars of the college appeared in the Chiefs' Colleges diploma examination of 1927. Of the four, three passed, two in the second division and one in the third division and one failed. Scouting and games are important features of the college. The prize-giving by His Excellency the Governor and the old boys' gathering took place on January 2nd and 3rd. The college was inspected on March 5th and 6th by Mr. R. Littlehailes, C.I.E., Educational Commissioner with the Government of India. In the beginning of November the Guest House was completed, furnished and installed with electric light and fans.

80. Other institutions.—Training in agriculture is given in the Agricultural College, Nagpur, which is controlled by the Department of Agriculture. The Agricultural School, Powarkhera, is under the Department of Agriculture. Medical education is given in the Robertson Medical School, Nagpur, which is under the control of the Medical Department. Industrial education remains under the control of the Director of Industries. Information regarding the working of these institutions is contained in reports published by these departments.

81. Boy Scouts Association.—During the year 1927-28 the total number of scouts, cubs, rovers and officers has almost doubled itself, having risen from 7,982 to 13,428. Of these, 8,022 were scouts, 3,525 cubs, 843 rovers and 1,038 warranted officers. The figures reveal remarkable activity in the Boy Scouts Association.

To maintain efficiency the following types of courses were arranged by the organizing secretary :—

(1) Courses for scoutmasters who had practically no previous training and experience, but who had started or desired to start troops or packs.

(2) Advanced courses for men who had previous training and experience, but who need revision of work and need new ideas.

(3) Courses in the normal schools. These courses were so arranged that the students did not have to

interrupt their studies altogether and were able to spend an hour or two each day in the study and practice of scouting and cubbing.

An excellent building has been constructed from voluntary subscriptions to serve as the headquarters of the Jubbulpore scouts. It was opened by His Excellency the Governor on April 13th, 1928. The news sheets published monthly served to keep scouts in touch with one another and to give the leaders practice or aid in their work. The good turns recorded were numerous and three of them were recognized by the award of the gilt cross for gallantry by His Excellency the Viceroy. It is pleasing to note that in addition to schoolmasters a number of pleaders, doctors and other professional men have become active members of the association.

82. **St. John's Ambulance Association.**—The number of men and women who received training during the year was 484 against 157 last year. The work of the association is carried on in 16 district centres as in the last year. Thirty-five classes (32 in First Aid and 3 in Home Hygiene) were held in six districts, viz., 19 classes in Amraoti, seven at Raipur, five at Bilaspur, two at Mandla and one each at Seoni and Chhindwara.

83. **Acknowledgments.**—In conclusion, I desire to record my appreciation of much efficient work performed by the administrative, teaching and clerical staff of the department, an appreciation in which I feel sure that Mr. R. H. Beckett, who officiated as Director during the greater part of the year, would gladly join. Soon after the close of the year, the following senior officers retired from the service :—

- (1) Mr. A. C. Sells, Principal, Robertson College, Jubbulpore.
- (2) Rai Bahadur Lajja Shankar Jha, Offg. Principal, Spence Training College, Jubbulpore.
- (3) Rao Sahib Sheoram Ganesh, Head Master, High School, Yeotmal.

All these officers had rendered valuable work throughout their long careers which witnessed the steady development of education in the provinces and their retirement will deprive the department of their mature experience and assistance.

E. A. MACNEE,
Offg. Director of Public Instruction,
Central Provinces.

The value of the work done by the repairing department during the year under report was Rs. 18,075-13-9 and the amount earned for the treasury was Rs. 7,452-0-6.

79. Rajkumar College.—The college roll remained at 50. Four kumars of the college appeared in the Chiefs' Colleges diploma examination of 1927. Of the four, three passed, two in the second division and one in the third division and one failed. Scouting and games are important features of the college. The prize-giving by His Excellency the Governor and the old boys' gathering took place on January 2nd and 3rd. The college was inspected on March 5th and 6th by Mr. R. Littlehailes, C.I.E., Educational Commissioner with the Government of India. In the beginning of November the Guest House was completed, furnished and installed with electric light and fans.

80. Other institutions.—Training in agriculture is given in the Agricultural College, Nagpur, which is controlled by the Department of Agriculture. The Agricultural School, Powarkhera, is under the Department of Agriculture. Medical education is given in the Robertson Medical School, Nagpur, which is under the control of the Medical Department. Industrial education remains under the control of the Director of Industries. Information regarding the working of these institutions is contained in reports published by these departments.

81. Boy Scouts Association.—During the year 1927-28 the total number of scouts, cubs, rovers and officers has almost doubled itself, having risen from 7,982 to 13,428. Of these, 8,022 were scouts, 3,525 cubs, 843 rovers and 1,038 warranted officers. The figures reveal remarkable activity in the Boy Scouts Association.

To maintain efficiency the following types of courses were arranged by the organizing secretary :—

(1) Courses for scoutmasters who had practically no previous training and experience, but who had started or desired to start troops or packs.

(2) Advanced courses for men who had previous training and experience, but who need revision of work and need new ideas.

(3) Courses in the normal schools. These courses were so arranged that the students did not have to

interrupt their studies altogether and were able to spend an hour or two each day in the study and practice of scouting and cubbing.

An excellent building has been constructed from voluntary subscriptions to serve as the headquarters of the Jubbulpore scouts. It was opened by His Excellency the Governor on April 13th, 1928. The news sheets published monthly served to keep scouts in touch with one another and to give the leaders practice or aid in their work. The good turns recorded were numerous and three of them were recognized by the award of the gilt cross for gallantry by His Excellency the Viceroy. It is pleasing to note that in addition to schoolmasters a number of pleaders, doctors and other professional men have become active members of the association.

82. **St. John's Ambulance Association.**—The number of men and women who received training during the year was 484 against 157 last year. The work of the association is carried on in 16 district centres as in the last year. Thirty-five classes (32 in First Aid and 3 in Home Hygiene) were held in six districts, viz., 19 classes in Amraoti, seven at Raipur, five at Bilaspur, two at Mandla and one each at Seoni and Chhindwara.

83. **Acknowledgments.**—In conclusion, I desire to record my appreciation of much efficient work performed by the administrative, teaching and clerical staff of the department, an appreciation in which I feel sure that Mr. R. H. Beckett, who officiated as Director during the greater part of the year, would gladly join. Soon after the close of the year, the following senior officers retired from the service :—

- (1) Mr. A. C. Sells, Principal, Robertson College, Jubbulpore.
- (2) Rai Bahadur Lajja Shankar Jha, Offg. Principal, Spence Training College, Jubbulpore.
- (3) Rao Sahib Sheoram Ganesh, Head Master, High School, Yeotmal.

All these officers had rendered valuable work throughout their long careers which witnessed the steady development of education in the provinces and their retirement will deprive the department of their mature experience and assistance.

E. A. MACNEE,
Offg. Director of Public Instruction,
Central Provinces.

General summary of educational institutions and scholars for 1927-28.

| Area in square miles 99,876. | | | Percentage of scholars to total population. | | | | Remarks. |
|------------------------------|-------------|------------|---|---------|-------------------|---------|----------|
| Population. | | | Recognized institutions. | | All institutions. | | |
| | | | 1927-28 | 1926-27 | 1927-28 | 1926-27 | |
| Males ... | 69,51,399 | Males ... | 5.49 | 5.02 | 5.52 | 5.11 | |
| Females ... | 69,61,361 | Females... | 4.41 | 4.61 | 4.43 | 4.62 | |
| Total ... | 1,39,12,760 | Total ... | 2.93 | 2.81 | 2.98 | 2.86 | |

| Recognized institutions. | Institutions. | | | Scholars. | | | Stages of instruction of scholars entered in column 4. | Remarks. |
|--|---------------|--------------|-----------------------|----------------|----------------|-----------------------|--|----------|
| | 1928. | 1927. | Increase or decrease. | 1928. | 1927. | Increase or decrease. | | |
| | 1 | 2 | 3 | 4 | 5 | 6 | 7 | 8 |
| <i>For males.</i> | | | | | | | | |
| Universities ... | 1 | 1 | ... | ... | ... | ... | ... | |
| Boards of Secondary and Intermediate Education (High School Board) ... | 1 | ... | + 1 | ... | ... | ... | { (a) 633 | |
| Arts Colleges ... | 5 | 5 | ... | 1,557 | 1,410 | + 147 | { (b) 1,924 | |
| Professional Colleges. | 3 | 3 | ... | 456 | 423 | + 33 | { (a) 456 | |
| High Schools ... | 52 | 49 | + 3 | 5,287 | 4,902 | + 385 | { (b) ... | |
| Middle Schools ... | 518 | 491 | + 27 | 92,168 | 84,913 | + 7,255 | { (c) 5,287 | |
| Primary Schools ... | 4,197 | 4,189 | + 8 | 277,266 | 270,072 | + 7,194 | { (d) 42,117 | |
| Special Schools ... | 41 | 45 | -4 | 2,188 | 2,351 | -163 | { (a) 50,051 | |
| | | | | | | | { (d) 277,266 | |
| Total ... | 4,818 | 4,783 | + 35 | 378,922 | 364,071 | + 14,851 | | |
| <i>For females.</i> | | | | | | | | |
| Arts Colleges ... | ... | ... | ... | ... | ... | ... | | |
| Professional Colleges. | ... | ... | ... | ... | ... | ... | | |
| High Schools ... | 8 | 7 | + 1 | 186 | 183 | + 3 | { (a) ... | |
| Middle Schools ... | 55 | 54 | + 1 | 5,898 | 5,751 | + 147 | { (c) 186 | |
| Primary Schools ... | 339 | 334 | + 5 | 22,338 | 21,027 | + 1,311 | { (c) 1,530 | |
| Special Schools ... | 9 | 9 | ... | 594 | 591 | + 3 | { (d) 4,368 | |
| | | | | | | | { (c) ... | |
| | | | | | | | { (d) 22,338 | |
| Total ... | 411 | 404 | + 7 | 29,016 | 27,552 | + 1,464 | | |
| UNRECOGNIZED INSTITUTIONS. | | | | | | | | |
| For males ... | 167 | 215 | - 48 | 5,439 | 6,759 | - 1,320 | | |
| For females ... | 25 | 20 | + 5 | 1,497 | 907 | + 590 | | |
| Total ... | 192 | 235 | - 43 | 6,936 | 7,666 | - 730 | | |
| GRAND TOTALS ... | 5,421 | 5,422 | - 1 | 414,874 | 399,289 | 15,585 | | |

(a) In graduate and post-graduate classes. (b) In intermediate classes. (c) In secondary stage. (d) In primary stage.

General summary of expenditure on education for 1927-28.

| | Total expenditure. | | | Percentage of expenditure from | | | | Cost per scholar to | | | | Total cost per scholar. |
|---|--------------------|-----------|-----------------------|--------------------------------|---------------|-------|----------------|---------------------|--------------|-----------|----------------|-------------------------|
| | 1928. | 1927. | Increase or decrease. | Government funds. | *Local funds. | Fees. | Other sources. | Government funds. | Local funds. | Fees. | Other sources. | |
| | 1 | 2 | 3 | 4 | 5 | 6 | 7 | 8 | 9 | 10 | 11 | |
| | Rs. | Rs. | Rs. | | | | | Rs. a. p. | Rs. a. p. | Rs. a. p. | Rs. a. p. | Rs. a. p. |
| Direction and Inspection. | 6,25,590 | 5,42,452 | + 83,138 | 98.5 | 1.5 | ... | ... | ... | ... | ... | ... | ... |
| Universities ... | 1,01,108 | 99,994 | + 1,114 | 44.6 | ... | 50.6 | 4.8 | ... | ... | ... | ... | ... |
| Boards of Secondary and Intermediate Education (High School Board). | 16,998 | 15,620 | + 1,378 | ... | ... | 100.0 | ... | ... | ... | ... | ... | ... |
| †Miscellaneous ... | 29,80,791 | 34,51,190 | -470,399 | 52.6 | 30.5 | 8.5 | 8.4 | ... | ... | ... | ... | ... |
| Total ... | 37,24,487 | 41,09,256 | -3,84,769 | 59.8 | 24.8 | 8.6 | 6.8 | ... | ... | ... | ... | ... |
| <i>Institutions for males.</i> | | | | | | | | | | | | |
| Arts Colleges ... | 5,12,656 | 4,88,901 | + 23,755 | 72.0 | ... | 24.0 | 4.0 | 237 0 6 | ... | 78 15 6 | 19 12 6 | 335 12 6 |
| Professional Colleges... | 1,90,221 | 2,15,352 | - 25,131 | 90.7 | ... | 9.3 | ... | 356 8 0 | ... | 38 12 0 | ... | 395 4 0 |

| | | | | | | | | | | | | |
|----------------------------------|--------------------|--------------------|------------------|-------------|-------------|-------------|-------------|---------------|---------------|--------------|----------------|-----------------|
| High Schools | 6,67,236 | 6,49,681 | + 17,555 | 52.8 | 2.0 | 33.9 | 11.3 | 67 9 4 | 2 10 0 | 42 11 8 | 14 2 5 | 127 1 5 |
| Middle Schools | 19,41,275 | 18,55,491 | + 85,784 | 49.1 | 20.3 | 24.1 | 6.5 | 10 5 8 | 4 4 4 | 5 1 3 | 1 5 8 | 21 0 11 |
| Primary Schools | 29,18,977 | 29,09,144 | + 9,833 | 55.9 | 36.3 | 2.5 | 5.3 | 5 14 3 | 3 13 2 | 0 4 1 | 0 8 10 | 10 8 4 |
| Special Schools | 4,86,395 | 4,92,151 | - 5,756 | 99.0 | .48 | .22 | .3 | 215 6 1 | 1 1 1 | 5 1 2 | 0 11 10 | 222 4 2 |
| Total | 67,16,760 | 66,10,720 | 1,06,040 | 58.8 | 22.0 | 13.5 | 5.7 | 10 9 2 | 3 14 1 | 2 6 9 | 0 15 10 | 17 13 10 |
| <i>Institutions for females.</i> | | | | | | | | | | | | |
| Arts Colleges | ... | ... | ... | ... | ... | ... | ... | ... | ... | ... | ... | ... |
| Professional Colleges... | ... | ... | ... | ... | ... | ... | ... | ... | ... | ... | ... | ... |
| High Schools | 48,956 | 45,711 | + 3,245 | 42.1 | ... | 14.0 | 43.9 | 111 0 1 | ... | 36 11 6 | 115 7 7 | 263 3 2 |
| Middle Schools | 1,69,016 | 1,63,419 | + 5,597 | 48.58 | .08 | 11.0 | 40.34 | 13 9 0 | 0 0 5 | 3 2 5 | 11 6 2 | 28 2 0 |
| Primary Schools | 3,97,534 | 3,51,596 | + 45,938 | 63.3 | 3.5 | 9.0 | 24.2 | 11 4 2 | 0 10 1 | 1 9 7 | 4 12 2 | 18 4 0 |
| Special Schools | 82,126 | 83,231 | - 1,105 | 64.8 | ... | 0.5 | 34.7 | 89 9 10 | ... | 0 10 6 | 48 0 0 | 138 4 4 |
| Total | 6,97,632 | 6,43,957 | + 53,675 | 58.4 | 2.0 | 8.8 | 30.8 | 14 0 2 | 0 7 9 | 2 1 1 | 7 6 3 | 23 15 3 |
| GRAND TOTALS | 1,11,38,879 | 1,13,63,933 | -2,25,054 | 59.1 | 21.6 | 11.7 | 7.6 | 16 2 5 | 5 14 3 | 3 3 0 | 2 1 2 | 27 4 10 |

*Include both District Board and Municipal Funds.

†Includes expenditure on buildings.

GENERAL

Classification of Educational

| | | For males. | | | | | |
|---|------------|-------------|-----------------|------------------|------------|------------|--------------|
| | | Government. | District Board. | Municipal Board. | Aided. | Un-aided. | Total. |
| | | 1 | 2 | 3 | 4 | 5 | 6 |
| RECOGNIZED INSTITUTIONS. | | | | | | | |
| Universities | ... | ... | ... | ... | 1 | ... | 1 |
| Board of Secondary and Intermediate Education (High School . card). | ... | 1 | ... | ... | ... | ... | 1 |
| Colleges— | | | | | | | |
| Arts and Science* | ... | 4 | ... | ... | 1 | ... | 5 |
| Law | ... | ... | ... | ... | 1 | ... | 1 |
| Medicine | ... | ... | ... | ... | ... | ... | ... |
| Education | ... | 1 | ... | ... | ... | ... | 1 |
| Engineering | ... | ... | ... | ... | ... | ... | ... |
| Agriculture | ... | 1 | ... | ... | ... | ... | 1 |
| Commerce | ... | ... | ... | ... | ... | ... | ... |
| Forestry | ... | ... | ... | ... | ... | ... | ... |
| Veterinary Science | ... | ... | ... | ... | ... | ... | ... |
| Intermediate and 2nd grade Colleges | ... | ... | ... | ... | ... | ... | ... |
| Totals | | 7 | ... | ... | 3 | ... | 10 |
| High Schools | ... | 25 | ... | 5 | 21 | 1 | 52 |
| Middle Schools | ... | 51 | ... | 42 | 59 | 12 | 164 |
| Primary Schools | English | 11 | 313 | 19 | 7 | 4 | 354 |
| | Vernacular | 10 | 3,461 | 318 | 258 | 150 | 4,197 |
| Totals | | 97 | 3,774 | 384 | 345 | 167 | 4,767 |
| Special Schools— | | | | | | | |
| Art | ... | ... | ... | ... | ... | ... | ... |
| Law | ... | ... | ... | ... | ... | ... | ... |
| Medical | ... | 1 | ... | ... | ... | ... | 1 |
| Normal and Training | ... | 11 | ... | ... | ... | ... | 11 |
| Engineering | ... | 1 | ... | ... | ... | ... | 1 |
| Technical and Industrial | ... | ... | ... | ... | ... | ... | ... |
| Commercial | ... | ... | ... | ... | ... | ... | ... |
| Agricultural | ... | ... | ... | ... | ... | ... | ... |
| Reformatory | ... | ... | ... | ... | ... | ... | ... |
| Schools for Defectives | ... | ... | ... | ... | 1 | ... | 1 |
| Schools for Adults | ... | ... | 6 | 8 | 4 | 7 | 25 (d) |
| Other Schools | ... | ... | ... | ... | 1 | 1 | 2 |
| Totals | | 13 | 6 | 8 | 6 | 8 | 41 |
| Totals for recognized institutions | | 117 | 3,780 | 392 | 354 | 175 | 4,818 |
| Unrecognized institutions | | ... | 10 | 11 | 1 | 145 (c) | 167 |
| GRAND TOTALS, ALL INSTITUTIONS | | 117 | 3,790 | 403 | 355 | 320 | 4,985 |

(a) Includes

(b) Includes

(c) Includes

(d) All these are

(e) Includes

(f) Includes

Distribution of scholars attending educational institutions for males

| | Government. | | | District Board. | | | Municipal Board. | | |
|---|---------------------------------|---------------------------|---------------------------------------|--------------------------------|---------------------------|---------------------------------------|---------------------------------|---------------------------|---------------------------------------|
| | Scholars on roll on March 31st. | Average daily attendance. | No. of residents in approved hostels. | Scholar on roll on March 31st. | Average daily attendance. | No. of residents in approved hostels. | Scholars on roll on March 31st. | Average daily attendance. | No. of residents in approved hostels. |
| | 1 | 2 | 3 | 4 | 5 | 6 | 7 | 8 | 9 |
| READING IN RECOGNIZED INSTITUTIONS. | | | | | | | | | |
| <i>University and Intermediate Education.</i> | | | | | | | | | |
| Arts and Science* | 1,226 | 1,077 | 499 | ... | ... | ... | ... | ... | ... |
| Law | ... | ... | ... | ... | ... | ... | ... | ... | ... |
| Medicine | ... | ... | ... | ... | ... | ... | ... | ... | ... |
| Education | 121 | 118 | 101 | ... | ... | ... | ... | ... | ... |
| Engineering | ... | ... | ... | ... | ... | ... | ... | ... | ... |
| Agriculture | 136 | 102 | 136 | ... | ... | ... | ... | ... | ... |
| Commerce | ... | ... | ... | ... | ... | ... | ... | ... | ... |
| Forestry | ... | ... | ... | ... | ... | ... | ... | ... | ... |
| Veterinary Science | ... | ... | ... | ... | ... | ... | ... | ... | ... |
| Totals | 1,483 | 1,297 | 736 | ... | ... | ... | ... | ... | ... |
| <i>School and Special Education.</i> | | | | | | | | | |
| In High Schools | 3,310 | 3,024 | 613 | ... | ... | ... | 315 | 274 | 47 |
| " Middle Schools | English | 8,145 | 7,478 | 647 | ... | ... | 8,205 | 7,432 | 284 |
| | Vernacular | 1,422 | 1,211 | 81 | 60,203 | 45,454 | 1,579 | 4,420 | 3,718 |
| " Primary Schools | 1,233 | 906 | ... | 214,997 (a) | 147,657 | 8 | 42,339 (b) | 33,642 | 4 |
| Total | 14,110 | 12,619 | 1,341 | 275,200 | 193,111 | 1,587 | 55,279 | 48,066 | 392 |

This table includes European scholars

* Includes scholars

(a) Includes 46 scholars

(b) Includes 94 scholars

(c) Includes 5,311 scholars

(c) Includes 179 scholars in night schools

TABLE II-A.

in the Central Provinces and Berar for 1927-28.

| Aided. | | | Unaided. | | | Grand total of scholars on rolls. | Grand total of average attendance. | Grand total of residents in approved hostels. | Number of females included in column 16. |
|---------------------------------|---------------------------|---------------------------------------|---------------------------------|---------------------------|---------------------------------------|-----------------------------------|------------------------------------|---|--|
| Scholars on roll on March 31st. | Average daily attendance. | No. of residents in approved hostels. | Scholars on roll on March 31st. | Average daily attendance. | No. of residents in approved hostels. | | | | |
| 10 | 11 | 12 | 13 | 14 | 15 | 16 | 17 | 18 | 19 |
| 331 | 303 | 45 | ... | ... | ... | 1,557 | 1,380 | 544 | 25 |
| 199 | 166 | 16 | .. | ... | ... | 199 | 166 | 16 | ... |
| " | " | ... | ... | ... | ... | ... | ... | ... | ... |
| ... | ... | ... | ... | ... | .. | 121 | 118 | 101 | 1 |
| ... | ... | ... | ... | ... | .. | ... | .. | ... | ... |
| ... | ... | ... | ... | ... | ... | 136 | 102 | 136 | ... |
| ... | ... | ... | ... | ... | ... | ... | ... | ... | ... |
| ... | ... | ... | ... | ... | .. | ... | ... | ... | ... |
| ... | ... | ... | ... | ... | ... | ... | ... | .. | ... |
| 530 | 469 | 61 | ... | ... | ... | 2,013 | 1,766 | 797 | 26 |
| 1,642 | 1,415 | 268 | 20 | 17 | 1 | 5,287 | 4,730 | 929 | 4 |
| 8,062 | 7,041 | 701 | 686 | 604 | 136 | 25,098 | 22,555 | 1,768 | 55 |
| 707 | 573 | 74 | 318 | 264 | 89 | 67,070 (f) | 51,220 | 1,880 | 2,007 |
| 12,964 (c) | 9,856 | 246 | 5,733 | 4,251 | ... | 277,266 | 196,322 | 253 | 15,109 |
| 23,375 | 18,895 | 1,289 | 6,757 | 5,136 | 226 | 374,721 | 274,827 | 4,835 | 17,175 |

in Oriental Colleges.

in night schools.

in night schools.

learning English as an optional subject.

GENERAL

Distribution of scholars attending educational institutions for males

| | Government. | | | District Board. | | | Municipal Board. | | |
|---|---------------------------------|---------------------------|---------------------------------------|---------------------------------|---------------------------|---------------------------------------|---------------------------------|---------------------------|---------------------------------------|
| | Scholars on roll on March 31st. | Average daily attendance. | No. of residents in approved hostels. | Scholars on roll on March 31st. | Average daily attendance. | No. of residents in approved hostels. | Scholars on roll on March 31st. | Average daily attendance. | No. of residents in approved hostels. |
| | 1 | 2 | 3 | 4 | 5 | 6 | 7 | 8 | 9 |
| READING IN RECOGNIZED INSTITUTIONS.—(Concl'd.) | | | | | | | | | |
| <i>School and Special Education.—(Concl'd.)</i> | | | | | | | | | |
| In Art Schools | ... | ... | ... | ... | ... | ... | ... | ... | ... |
| „ Law Schools | ... | ... | ... | ... | ... | ... | ... | ... | ... |
| „ Medical Schools | 264 | 239 | 138 | ... | ... | ... | ... | ... | ... |
| „ Normal and Training Schools. | 1,114 | 1,053 | 1,043 | ... | ... | ... | ... | ... | ... |
| „ Engineering Schools† | 168 | 158 | 48 | ... | ... | ... | ... | ... | ... |
| „ Technical and Industrial Schools. | ... | ... | ... | ... | ... | ... | ... | ... | ... |
| „ Commercial Schools | ... | ... | ... | ... | ... | ... | ... | ... | ... |
| „ Agricultural Schools | ... | ... | ... | ... | ... | ... | ... | ... | ... |
| „ Reformatory Schools | ... | ... | ... | ... | ... | ... | ... | ... | ... |
| „ Schools for Defectives | ... | ... | ... | ... | ... | ... | ... | ... | ... |
| „ Schools for Adults | ... | ... | ... | 122 | 76 | ... | 180 | 96 | ... |
| „ Other Schools | ... | ... | ... | ... | ... | ... | ... | ... | ... |
| Totals | 1,546 | 1,450 | 1,226 | 122 | 76 | ... | 180 | 96 | ... |
| Totals for Recognized Institutions. | 17,139 | 15,366 | 3,303 | 275,322 | 193,187 | 1,587 | 55,459 | 45,162 | 392 |
| In Unrecognized Institutions. | ... | ... | ... | 634 | 415 | ... | 701 | 436 | ... |
| GRAND TOTALS, ALL INSTITUTIONS. | 17,139 | 15,366 | 3,303 | 275,956 | 193,602 | 1,587 | 55,160 | 45,598 | 392 |

† Includes
This tables includes
(d) All these are scholars
(e) Includes 285 scholars

TABLE II-A.

in the Central Provinces and Berar for 1927-28.—(Concl'd.)

| Aided. | | | Unaided. | | | Grand total of scholars on rolls. | Grand total of average attendance. | Grand total of residents in approved hostels. | Number of females included in column 16. |
|---------------------------------|---------------------------|---------------------------------------|---------------------------------|---------------------------|---------------------------------------|-----------------------------------|------------------------------------|---|--|
| Scholars on roll on March 31st. | Average daily attendance. | No. of residents in approved hostels. | Scholars on roll on March 31st. | Average daily attendance. | No. of residents in approved hostels. | | | | |
| 10 | 11 | 12 | 13 | 14 | 15 | 16 | 17 | 18 | 19 |
| ... | ... | ... | ... | ... | ... | ... | ... | ... | ... |
| ... | ... | ... | ... | ... | ... | ... | ... | ... | ... |
| ... | ... | ... | ... | ... | ... | 264 | 239 | 138 | 8 |
| ... | ... | ... | ... | ... | ... | 1,114 | 1,053 | 1,040 | ... |
| ... | ... | ... | ... | ... | ... | 168 | 158 | 48 | ... |
| ... | ... | ... | ... | ... | ... | ... | ... | ... | ... |
| ... | ... | ... | ... | ... | ... | ... | ... | ... | ... |
| ... | ... | ... | ... | ... | ... | ... | ... | ... | ... |
| 20 | 16 | ... | ... | ... | ... | 20 | 16 | ... | 4 |
| 91 | 58 | ... | 134 | 88 | ... | (d) 527 | 318 | ... | ... |
| 52 | 43 | ... | 43 | 26 | 5 | 95 | 69 | 5 | ... |
| 163 | 117 | ... | 177 | 114 | 5 | 2,188 | 1,853 | 1,231 | 18 |
| 24,068 | 19,481 | 1,350 | 6,934 | 5,250 | 231 | 378,922 | 278,446 | 6,863 | 17,213 |
| 39 | 26 | ... | (e) 4,065 | 2,834 | ... | 5,439 | 3,711 | ... | 280 |
| 24,107 | 19,507 | 1,350 | 10,999 | 8,084 | 231 | 384,361 | 282,157 | 6,863 | 17,493 |

Survey scholars
European scholars.
in night schools.
in night schools.

GENERAL

Distribution of scholars attending educational institutions for

| | Government. | | | District Board. | | | Municipal Board. | | |
|--|---------------------------------|---------------------------|---------------------------------------|---------------------------------|---------------------------|---------------------------------------|---------------------------------|---------------------------|---------------------------------------|
| | Scholars on roll on March 31st. | Average daily attendance. | No. of residents in approved hostels. | Scholars on roll on March 31st. | Average daily attendance. | No. of residents in approved hostels. | Scholars on roll on March 31st. | Average daily attendance. | No. of residents in approved hostels. |
| | 1 | 2 | 3 | 4 | 5 | 6 | 7 | 8 | 9 |
| READING IN RECOGNIZED INSTITUTIONS. <i>University and Intermediate Education (a).</i> | | | | | | | | | |
| Arts and Science (b) .. | ... | ... | ... | ... | ... | ... | ... | ... | ... |
| Medicine .. | ... | ... | ... | ... | ... | ... | ... | ... | ... |
| Education .. | ... | ... | ... | ... | ... | ... | ... | ... | ... |
| Totals ... | ... | ... | ... | ... | ... | ... | ... | ... | ... |
| <i>School and Special Education.</i> | | | | | | | | | |
| In High Schools ... | 45 | 39 | 31 | ... | ... | ... | ... | ... | ... |
| In Middle Schools (English ...) | 108 | 96 | 41 | ... | ... | ... | ... | ... | ... |
| { Vernacular ... | 3,218 | 2,346 | 11 | ... | ... | ... | ... | ... | ... |
| In Primary Schools .. | 15,577 | 10,610 | ... | 305 | 198 | ... | 611 | 376 | ... |
| Totals | 18,968 | 13,091 | 84 | 305 | 198 | ... | 611 | 376 | ... |
| In Medical Schools ... | ... | ... | ... | ... | ... | ... | ... | ... | ... |
| In Normal and Training Schools. | 130 | 138 | 106 | ... | ... | ... | ... | ... | ... |
| In Technical and Industrial Schools | ... | ... | ... | ... | ... | ... | ... | ... | ... |
| In Commercial Schools | ... | ... | ... | ... | ... | ... | ... | ... | ... |
| In Agricultural Schools | ... | ... | ... | ... | ... | ... | ... | ... | ... |
| In Schools for Adults ... | ... | ... | ... | ... | ... | ... | ... | ... | ... |
| In Other Schools ... | ... | ... | ... | ... | ... | ... | ... | ... | ... |
| Total .. | 130 | 138 | 106 | ... | ... | ... | ... | ... | ... |
| Totals for Recognized Institutions. | 19,107 | 13,229 | 190 | 305 | 198 | ... | 611 | 376 | ... |
| In Unrecognized Institutions. | ... | ... | ... | 34 | 23 | ... | 239 | 152 | ... |
| GRAND TOTALS, ALL INSTITUTIONS—FOR FEMALES. | 19,107 | 13,229 | 190 | 239 | 221 | ... | 850 | 528 | ... |
| GRAND TOTALS, ALL INSTITUTIONS—MALES AND FEMALES. | 36,246 | 28,595 | 3,493 | 276,295 | 193,823 | 1,587 | 57,010 | 46,126 | 392 |

This table includes
(a) Includes 30 scholars

TABLE II-B.
females in the Central Provinces and Berar for the year 1927-28.

| Aided. | | | Unaided. | | | Grand total of scholars on rolls. | Grand total of average attendance. | Grand total of residents in approved hostels. | Number of males included in column 16. |
|---------------------------------|---------------------------|--------------------------------------|---------------------------------|---------------------------|---------------------------------------|-----------------------------------|------------------------------------|---|--|
| Scholars on roll on March 31st. | Average daily attendance. | No of residents in approved hostels. | Scholars on roll on March 31st. | Average daily attendance. | No. of residents in approved hostels. | | | | |
| 10 | 11 | 12 | 13 | 14 | 15 | 16 | 17 | 18 | 19 |
| ... | ... | ... | ... | ... | ... | ... | ... | ... | ... |
| ... | ... | ... | ... | ... | ... | ... | ... | ... | ... |
| ... | ... | ... | ... | ... | ... | ... | ... | ... | ... |
| ... | ... | ... | ... | ... | ... | ... | ... | ... | ... |
| 134 | 127 | 86 | 7 | 6 | ... | 186 | 172 | 117 | ... |
| 930 | 828 | 621 | 23 | 23 | ... | 1,661 | 947 | 662 | 15 |
| 1,512 | 1,277 | 188 | 87 | 82 | 87 | 4,837 | 3,705 | 287 | 5 |
| 4,616 | 3,465 | 352 | 1,229 | 876 | ... | 22,338 | 15,525 | 352 | 565 (a) |
| 7,192 | 5,697 | 1,247 | 1,346 | 987 | 87 | 28,432 | 20,349 | 1,418 | 585 |
| ... | ... | ... | ... | ... | ... | ... | ... | ... | ... |
| 64 | 61 | 55 | 22 | 20 | 22 | 225 | 219 | 183 | ... |
| 122 | 101 | 86 | ... | ... | .. | 122 | 101 | 86 | ... |
| ... | ... | ... | ... | ... | ... | ... | ... | ... | ... |
| ... | ... | ... | ... | ... | ... | ... | ... | ... | ... |
| 247 | 133 | ... | ... | ... | ... | 247 | 133 | ... | .. |
| ... | ... | ... | ... | ... | .. | ... | ... | ... | ... |
| 433 | 295 | 141 | 22 | 20 | 22 | 594 | 453 | 269 | ... |
| 7,625 | 5,992 | 1,388 | 1,368 | 1,007 | 109 | 29,016 | 20,802 | 1,687 | 585 |
| ... | ... | ... | 1,224 | 848 | 11 | 1,497 | 1,023 | 11 | 9 |
| 7,625 | 5,992 | 1,388 | 2,592 | 1,855 | 120 | 30,513 | 21,825 | 1,698 | 594 |
| 31,732 | 25,499 | 2,738 | 13,591 | 9,939 | 351 | 414,874 | 303,982 | 8,561 | 18,087 |

European scholars.
 in a night school,

GENERAL

Expenditure on education for males in the

Expenditure on buildings includes Rs. 8,52,619 spent by the Public Works
 "Miscellaneous" includes the following main items:—

1. Scholarships including orphan and cadet grants ...
2. Hostel boarding charges ...
3. Games expenditure ...
4. Capital expenditure ...
5. Miscellaneous ...

Total ...

| | Government institutions. | | | | | |
|---|--------------------------|--------------|------------------|-----------------|----------------|------------------|
| | Government funds. | Board funds. | Municipal funds. | Fees. | Other sources. | Totals. |
| | 1 | 2 | 3 | 4 | 5 | 6 |
| UNIVERSITY AND INTER-MEDIATE EDUCATION. | Rs. | Rs. | Rs. | Rs. | Rs. | Rs. |
| Universities ... | ... | ... | ... | ... | ... | ... |
| Boards of Secondary and Intermediate Education (High School Board). | ... | ... | ... | 16,998 | ... | 16,998 |
| Arts Colleges ... | 3,46,222 | ... | ... | 93,749 | ... | 4,39,971 |
| Professional Colleges— | | | | | | |
| Law ... | ... | ... | ... | ... | ... | ... |
| Medicine ... | ... | ... | ... | ... | ... | ... |
| Education ... | 1,28,062 | ... | ... | ... | ... | 1,28,062 |
| Engineering ... | ... | ... | ... | ... | ... | ... |
| Agriculture ... | 44,496 | ... | ... | 4,068 | ... | 48,564 |
| Commerce ... | ... | ... | ... | ... | ... | ... |
| Forestry ... | ... | ... | ... | ... | ... | ... |
| Veterinary Science ... | ... | ... | ... | ... | ... | ... |
| Intermediate Colleges ... | ... | ... | ... | ... | ... | ... |
| Totals ... | 5,18,780 | ... | ... | 1,14,815 | ... | 6,33,595 |
| SCHOOL EDUCATION. | | | | | | |
| <i>General.</i> | | | | | | |
| High Schools ... | 2,63,561 | ... | ... | 1,39,974 | 870 | 4,04,405 |
| Middle Schools { English ... | 2,77,392 | ... | ... | 1,42,375 | 1,704 | 4,21,471 |
| { Vernacular ... | 47,344 | ... | ... | 553 | 90 | 47,987 |
| Primary Schools ... | 17,888 | ... | ... | 394 | 586 | 18,868 |
| Totals ... | 6,06,185 | ... | ... | 2,83,296 | 3,250 | 8,92,731 |
| <i>Special.</i> | | | | | | |
| Art Schools ... | ... | ... | ... | ... | ... | ... |
| Law Schools ... | ... | ... | ... | ... | ... | ... |
| Medical Schools ... | 76,339 | ... | ... | 10,971 | 152 | 87,462 |
| Normal and Training Schools ... | 3,30,224 | ... | ... | ... | 74 | 3,30,298 |
| Engineering Schools* ... | 63,755 | ... | ... | ... | ... | 63,755 |
| Technical and Industrial Schools ... | ... | ... | ... | ... | ... | ... |
| Commercial Schools ... | ... | ... | ... | ... | ... | ... |
| Agricultural Schools ... | ... | ... | ... | ... | ... | ... |
| Reformatory Schools ... | ... | ... | ... | ... | ... | ... |
| Schools for Defectives ... | ... | ... | ... | ... | ... | ... |
| Schools for Adults ... | ... | ... | ... | ... | ... | ... |
| Other Schools ... | ... | ... | ... | ... | ... | ... |
| Totals ... | 4,70,318 | ... | ... | 10,971 | 226 | 4,81,515 |
| GRAND TOTALS ... | 15,95,283 | ... | ... | 4,09,082 | 3,476 | 20,07,841 |

(1) Other sources include income from

(2) This table includes expenditure

* Includes Survey School.

TABLE III-A.
Central Provinces and Berar for the year 1927-28.
 Department on Educational buildings.

Rs.
 1,27,940
 1,47,814
 48,158
 23,732
 4,10,840

 7,58,484

| District Board and Municipal institutions. | | | | | | Aided institutions. | | |
|--|--------------|------------------|----------|----------------|-----------|---------------------|--------------|------------------|
| Government funds. | Board funds. | Municipal funds. | Fees. | Other sources. | Totals. | Government funds. | Board funds. | Municipal funds. |
| 7 | 8 | 9 | 10 | 11 | 12 | 13 | 14 | 15 |
| Rs. | Rs. | Rs. | Rs. | Rs. | Rs. | Rs. | Rs. | Rs. |
| ... | ... | ... | ... | ... | ... | 45,000 | ... | ... |
| ... | ... | ... | ... | ... | ... | ... | ... | ... |
| ... | ... | ... | ... | ... | ... | 22,737 | ... | ... |
| ... | ... | ... | ... | ... | ... | ... | ... | ... |
| ... | ... | ... | ... | ... | ... | ... | ... | ... |
| ... | ... | ... | ... | ... | ... | ... | ... | ... |
| ... | ... | ... | ... | ... | ... | ... | ... | ... |
| ... | ... | ... | ... | ... | ... | ... | ... | ... |
| ... | ... | ... | ... | ... | ... | 67,737 | ... | ... |
| 13,381 | ... | 12,302 | 11,344 | 10 | 37,037 | 75,376 | ... | 1,600 |
| 1,05,921 | ... | 61,531 | 1,11,574 | 1,580 | 2,80,606 | 1,13,480 | 1,430 | 1,790 |
| 4,06,226 | 2,94,803 | 33,961 | 60,339 | 23,363 | 8,18,692 | 3,929 | ... | 454 |
| 15,67,954 | 6,08,852 | 4,34,008 | 49,833 | 16,125 | 26,76,772 | 46,992 | 11,866 | 5,717 |
| 20,93,482 | 9,03,655 | 5,41,802 | 2,33,090 | 41,078 | 38,13,107 | 2,39,777 | 13,296 | 9,561 |
| ... | ... | ... | ... | ... | ... | ... | ... | ... |
| ... | ... | ... | ... | ... | ... | ... | ... | ... |
| ... | ... | ... | ... | ... | ... | ... | ... | ... |
| ... | ... | ... | ... | ... | ... | ... | ... | ... |
| ... | ... | ... | ... | ... | ... | ... | ... | ... |
| ... | ... | ... | ... | ... | ... | ... | ... | ... |
| ... | ... | ... | ... | ... | ... | ... | ... | ... |
| ... | ... | ... | ... | ... | ... | ... | ... | ... |
| ... | 225 | 1,386 | ... | ... | 1,611 | 808 | ... | 357 |
| ... | ... | ... | ... | ... | ... | 134 | ... | 175 |
| ... | ... | ... | ... | ... | ... | ... | ... | 200 |
| ... | 225 | 1,386 | ... | ... | 1,611 | 942 | ... | 732 |
| 20,93,482 | 9,03,880 | 5,43,188 | 2,33,090 | 41,078 | 38,14,718 | 3,08,456 | 13,296 | 10,293 |

endowments, subscriptions, contributions, etc.
 on European Schools.

GENERAL
Expenditure on education for males

Direction... ..
Inspection... ..
Buildings, etc... ..
Miscellaneous... ..

Totals ...

| | Aided institutions.—(Concl'd.) | | | Recognized unaided institutions. | | |
|---|--------------------------------|-----------------|-----------------|----------------------------------|----------------|---------------|
| | Fees. | Other sources. | Totals. | Fees. | Other sources. | Totals. |
| | 16 | 17 | 18 | 19 | 20 | 21 |
| UNIVERSITY AND INTER-MEDIATE EDUCATION. | Rs. | Rs. | Rs. | Rs. | Rs. | Rs. |
| Universities ... | 51,255 | 4,853 | 1,01,108 | ... | ... | ... |
| Boards of Secondary and Intermediate Education (High School Board.) | ... | ... | ... | ... | ... | ... |
| Arts Colleges ... | 29,148 | 20,800 | 72,685 | ... | ... | ... |
| Professional Colleges— | | | | | | |
| Law ... | 13,595 | ... | 13,595 | ... | ... | ... |
| Medicine ... | ... | ... | ... | ... | ... | ... |
| Education ... | ... | ... | ... | ... | ... | ... |
| Engineering ... | ... | ... | ... | ... | ... | ... |
| Agriculture ... | ... | ... | ... | ... | ... | ... |
| Commerce ... | ... | ... | ... | ... | ... | ... |
| Forestry ... | ... | ... | ... | ... | ... | ... |
| Veterinary Science ... | ... | ... | ... | ... | ... | ... |
| Intermediate Colleges ... | ... | ... | ... | ... | ... | ... |
| Totals ... | 93,998 | 25,653 | 1,87,388 | ... | ... | ... |
| SCHOOL EDUCATION. | | | | | | |
| <i>General.</i> | | | | | | |
| High Schools ... | 74,600 | 68,558 | 2,20,134 | ... | 5,660 | 5,660 |
| Middle Schools { English ... | 1,44,725 | 57,752 | 3,19,177 | 7,598 | 21,139 | 28,737 |
| { Vernacular ... | 820 | 11,373 | 16,576 | 27 | 8,002 | 8,029 |
| Primary Schools ... | 18,822 | 83,820 | 1,67,217 | 2,531 | 53,589 | 56,120 |
| Totals ... | 2,38,967 | 2,21,503 | 7,23,104 | 10,156 | 88,390 | 98,546 |
| <i>Special.</i> | | | | | | |
| Art Schools ... | ... | ... | ... | ... | ... | ... |
| Law Schools ... | ... | ... | ... | ... | ... | ... |
| Medical Schools ... | ... | ... | ... | ... | ... | ... |
| Normal and Training Schools... | ... | ... | ... | ... | ... | ... |
| Engineering Schools ... | ... | ... | ... | ... | ... | ... |
| Technical and Industrial Schools. | ... | ... | ... | ... | ... | ... |
| Commercial Schools ... | ... | ... | ... | ... | ... | ... |
| Agricultural Schools ... | ... | ... | ... | ... | ... | ... |
| Reformatory Schools ... | ... | ... | ... | ... | ... | ... |
| Schools for Defectives ... | 132 | 188 | 1,485 | ... | ... | ... |
| Schools for Adults ... | ... | 42 | 351 | ... | 96 | 96 |
| Other Schools ... | ... | 717 | 917 | ... | 420 | 420 |
| Totals ... | 132 | 947 | 2,753 | ... | 516 | 516 |
| GRAND TOTALS ... | 3,33,097 | 2,48,403 | 9,13,245 | 10,156 | 88,906 | 99,062 |

(1) Other sources include income from
(2) This table includes expenditure

TABLE III-A.
in the Central Provinces and Berar for the year 1927-28.—(Concl'd.)

| Total expenditure from | | | | | |
|------------------------|--------------|------------------|-----------|----------------|---------------|
| Government funds. | Board funds. | Municipal funds. | Fees. | Other sources. | Grand totals. |
| 22 | 23 | 24 | 25 | 26 | 27 |
| Rs. | Rs. | Rs. | Rs. | Rs. | Rs. |
| 1,30,771 | ... | ... | ... | ... | 1,30,771 |
| 4,39,917 | 6,200 | 2,938 | ... | ... | 4,49,055 |
| 10,47,327 | 5,16,596 | 2,18,148 | 15,295 | 1,24,402 | 19,21,768 |
| 3,17,433 | 1,24,599 | 45,007 | 1,96,823 | 74,622 | 7,58,484 |
| 19,35,448 | 6,47,395 | 2,66,093 | 2,12,118 | 1,99,024 | 32,60,078 |
| 45,000 | ... | ... | 51,255 | 4,853 | 1,01,108 |
| ... | ... | ... | 16,998 | ... | 16,998 |
| 3,68,959 | ... | ... | 1,22,897 | 20,800 | 5,12,656 |
| ... | ... | ... | ... | ... | ... |
| ... | ... | ... | 13,595 | ... | 13,595 |
| 1,28,062 | ... | ... | ... | ... | 1,28,062 |
| 44,496 | ... | ... | 4,068 | ... | 48,564 |
| ... | ... | ... | ... | ... | ... |
| ... | ... | ... | ... | ... | ... |
| 5,86,517 | ... | ... | 2,08,813 | 25,653 | 8,20,983 |
| 3,52,318 | ... | 13,902 | 2,25,918 | 75,098 | 6,67,236 |
| 4,96,793 | 1,430 | 63,321 | 4,06,272 | 82,175 | 10,49,991 |
| 4,57,499 | 2,94,803 | 34,415 | 61,739 | 42,828 | 8,91,284 |
| 16,32,834 | 6,20,718 | 4,39,725 | 71,580 | 1,54,120 | 29,18,977 |
| 29,39,444 | 9,16,951 | 5,51,363 | 7,65,509 | 3,54,221 | 55,27,488 |
| ... | ... | ... | ... | ... | ... |
| 76,339 | ... | ... | 10,971 | 152 | 87,462 |
| 3,30,224 | ... | ... | ... | 74 | 3,30,298 |
| 63,755 | ... | ... | ... | ... | 63,755 |
| ... | ... | ... | ... | ... | ... |
| ... | ... | ... | ... | ... | ... |
| 808 | ... | ... | ... | ... | ... |
| 134 | 225 | 357 | 132 | 188 | 1,485 |
| ... | ... | 1,561 | ... | 138 | 2,058 |
| ... | ... | 200 | ... | 1,137 | 1,337 |
| 4,71,260 | 225 | 2,118 | 11,103 | 1,689 | 4,86,395 |
| 59,32,669 | 15,64,571 | 8,19,574 | 11,97,543 | 5,80,587 | 100,94,944 |

endowments, subscriptions, contributions, etc.
on European Schools.

GENERAL
Expenditure on education for females

Expenditure on buildings includes Rs. 81,836 spent by the Public Works
"Miscellaneous" includes the following main items:—

| | |
|--|-----|
| (1) Scholarships including orphan and cadet grants | ... |
| (2) Hostel boarding charges | ... |
| (3) Games expenditure | ... |
| (4) Capital expenditure | ... |
| (5) Other miscellaneous expenditure | ... |

Total ...

| | Government institutions. | | | | | |
|--|--------------------------|--------------|------------------|----------|----------------|-----------|
| | Government funds. | Board funds. | Municipal funds. | Fees. | Other sources. | Totals. |
| | 1 | 2 | 3 | 4 | 5 | 6 |
| UNIVERSITY AND INTER-MEDIATE EDUCATION. | Rs. | Rs. | Rs. | Rs. | Rs. | Rs. |
| Arts Colleges | ... | ... | ... | ... | ... | ... |
| Professional Colleges— Medicine | ... | ... | ... | ... | ... | ... |
| Education | ... | ... | ... | ... | ... | ... |
| Intermediate Colleges | ... | ... | ... | ... | ... | ... |
| Totals | ... | ... | ... | ... | ... | ... |
| SCHOOL EDUCATION. | | | | | | |
| <i>General.</i> | | | | | | |
| High Schools | 8,263 | ... | ... | 549 | ... | 8,812 |
| Middle Schools { English | 7,541 | ... | ... | 579 | ... | 8,120 |
| { Vernacular | 43,820 | ... | ... | ... | ... | 43,820 |
| Primary Schools | 2,08,345 | ... | ... | ... | ... | 2,08,345 |
| Totals | 2,67,969 | ... | ... | 1,128 | ... | 2,69,097 |
| <i>Special.</i> | | | | | | |
| Medical Schools | ... | ... | ... | ... | ... | ... |
| Normal and Training Schools | 47,276 | ... | ... | ... | ... | 47,276 |
| Technical and Industrial Schools | ... | ... | ... | ... | ... | ... |
| Commercial Schools | ... | ... | ... | ... | ... | ... |
| Agricultural Schools | ... | ... | ... | ... | ... | ... |
| Schools for Adults | ... | ... | ... | ... | ... | ... |
| Other Schools | ... | ... | ... | ... | ... | ... |
| Totals | 47,276 | ... | ... | ... | ... | 47,276 |
| GRAND TOTALS FOR FEMALES | 3,15,245 | ... | ... | 1,128 | ... | 3,16,373 |
| GRAND TOTALS FOR MALES | 15,95,283 | ... | ... | 4,09,082 | 3,476 | 20,07,841 |
| GRAND TOTALS FOR ALL | 19,10,528 | ... | ... | 4,10,210 | 3,476 | 23,24,214 |

(1) Other sources include income from
(2) This table includes expenditure

TABLE III-B.
in the Central Provinces and Berar for the year 1927-28.

Department on Educational buildings.

Rs.
33,558
42,279
47
5,132
57,948

1,38,964

| District Board and Municipal institutions. | | | | | | Aided institutions. | | |
|--|--------------|------------------|----------|----------------|-----------|---------------------|--------------|------------------|
| Government funds. | Board funds. | Municipal funds. | Fees. | Other sources. | Totals. | Government funds. | Board funds. | Municipal funds. |
| 7 | 8 | 9 | 10 | 11 | 12 | 13 | 14 | 15 |
| Rs. | Rs. | Rs. | Rs. | Rs. | Rs. | Rs. | Rs. | Rs. |
| ... | ... | ... | ... | ... | ... | ... | ... | ... |
| ... | ... | ... | ... | ... | ... | ... | ... | ... |
| ... | ... | ... | ... | ... | ... | ... | ... | ... |
| ... | ... | ... | ... | ... | ... | ... | ... | ... |
| ... | ... | ... | ... | ... | ... | ... | ... | ... |
| ... | ... | ... | ... | ... | ... | ... | ... | ... |
| ... | ... | ... | ... | ... | ... | 12,384 | ... | ... |
| ... | ... | ... | ... | ... | ... | 23,043 | ... | ... |
| ... | ... | ... | ... | ... | ... | 7,704 | ... | 150 |
| 535 | 2,662 | 7,741 | ... | ... | 10,938 | 42,758 | 180 | 3,508 |
| 535 | 2,662 | 7,741 | ... | ... | 10,938 | 85,889 | 180 | 3,658 |
| ... | ... | ... | ... | ... | ... | ... | ... | ... |
| ... | ... | ... | ... | ... | ... | 3,157 | ... | ... |
| ... | ... | ... | ... | ... | ... | 1,700 | ... | ... |
| ... | ... | ... | ... | ... | ... | ... | ... | ... |
| ... | ... | ... | ... | ... | ... | ... | ... | ... |
| ... | ... | ... | ... | ... | ... | 1,100 | ... | ... |
| ... | ... | ... | ... | ... | ... | ... | ... | ... |
| ... | ... | ... | ... | ... | ... | 5,957 | ... | ... |
| 535 | 2,662 | 7,741 | ... | ... | 10,938 | 91,846 | 180 | 3,658 |
| 20,93,482 | 9,03,880 | 5,43,188 | 2,33,090 | 41,078 | 38,14,718 | 3,08,456 | 13,296 | 10,293 |
| 20,94,017 | 9,06,542 | 5,50,929 | 2,33,090 | 41,078 | 38,25,656 | 4,00,302 | 13,476 | 13,951 |

endowments, subscriptions, contributions, etc.
on European Schools.

GENERAL
Expenditure on education for females

Inspection
Buildings, etc.
Miscellaneous

Totals ...

| | Aided institutions.—(Concl'd.) | | | Recognized unaided institutions. | | |
|--|--------------------------------|----------------|-----------|----------------------------------|----------------|----------|
| | Fees. | Other sources. | Totals. | Fees. | Other sources. | Totals. |
| | 16 | 17 | 18 | 19 | 20 | 21 |
| UNIVERSITY AND INTER-MEDIATE EDUCATION. | Rs. | Rs. | Rs. | Rs. | Rs. | Rs. |
| Arts Colleges | ... | ... | ... | ... | ... | ... |
| Professional Colleges— | | | | | | |
| Medicine | ... | ... | ... | ... | ... | ... |
| Education | ... | ... | ... | ... | ... | ... |
| Intermediate Colleges | ... | ... | ... | ... | ... | ... |
| Totals | ... | ... | ... | ... | ... | ... |
| SCHOOL EDUCATION. | | | | | | |
| <i>General.</i> | | | | | | |
| High Schools | 6,281 | 21,479 | 40,144 | ... | ... | ... |
| Middle Schools { English | 16,846 | 45,894 | 85,783 | ... | ... | ... |
| { Vernacular | 1,161 | 21,114 | 30,129 | ... | 1,164 | 1,164 |
| Primary Schools | 35,402 | 82,574 | 1,64,422 | 62 | 13,767 | 13,829 |
| Totals | 59,690 | 1,71,061 | 3,20,478 | 62 | 14,931 | 14,993 |
| <i>Special.</i> | | | | | | |
| Medical Schools | ... | ... | ... | ... | ... | ... |
| Normal and Training Schools... .. | 300 | 6,826 | 10,283 | 61 | 3,418 | 3,479 |
| Technical and Industrial Schools | ... | 13,353 | 15,053 | ... | ... | ... |
| Commercial Schools | ... | ... | ... | ... | ... | ... |
| Agricultural Schools | ... | ... | ... | ... | ... | ... |
| Schools for Adults | 28 | 4,907 | 6,035 | ... | ... | ... |
| Other Schools | ... | ... | ... | ... | ... | ... |
| Totals | 328 | 25,086 | 31,371 | 61 | 3,418 | 3,479 |
| GRAND TOTALS FOR FEMALES | 60,018 | 1,96,117 | 3,51,849 | 123 | 18,349 | 18,472 |
| GRAND TOTALS FOR MALES | 3,33,097 | 2,48,103 | 9,13,245 | 10,156 | 88,906 | 99,062 |
| GRAND TOTALS FOR ALL | 3,93,115 | 4,44,250 | 12,65,094 | 10,279 | 1,07,255 | 1,17,534 |

(1) Other sources include income from
(2) This table includes expenditure on

TABLE III-B.
in the Central Provinces and Berar for the year 1927-28.—(Concl'd.)

—total expenditure from—

| Government funds. | Board funds. | Municipal funds. | Fees. | Other sources. | Grand totals. |
|-------------------|--------------|------------------|-----------|----------------|---------------|
| 22 | 23 | 24 | 25 | 26 | 27 |
| Rs. | Rs. | Rs. | Rs. | Rs. | Rs. |
| 45,764 | ... | ... | ... | ... | 45,764 |
| 1,18,721 | 9 | 4,363 | ... | 38,482 | 1,61,575 |
| 84,292 | 38 | 214 | 41,835 | 12,585 | 1,38,964 |
| 2,48,777 | 47 | 4,577 | 41,835 | 51,067 | 3,46,303 |
| ... | ... | ... | ... | ... | ... |
| ... | ... | ... | ... | ... | ... |
| ... | ... | ... | ... | ... | ... |
| ... | ... | ... | ... | ... | ... |
| 20,647 | ... | ... | 6,830 | 21,479 | 48,956 |
| 30,584 | ... | ... | 17,425 | 45,894 | 93,903 |
| 51,524 | ... | 150 | 1,161 | 22,278 | 75,113 |
| 2,51,638 | 2,842 | 11,249 | 35,464 | 96,341 | 3,97,534 |
| 3,54,393 | 2,842 | 11,399 | 60,880 | 1,85,992 | 6,15,506 |
| ... | ... | ... | ... | ... | ... |
| 50,433 | ... | ... | 361 | 10,244 | 61,038 |
| 1,700 | ... | ... | ... | 13,353 | 15,053 |
| ... | ... | ... | ... | ... | ... |
| ... | ... | ... | ... | ... | ... |
| 1,100 | ... | ... | 28 | 4,907 | 6,035 |
| ... | ... | ... | ... | ... | ... |
| 53,233 | ... | ... | 389 | 28,504 | 82,126 |
| 6,56,403 | 2,889 | 15,976 | 1,03,104 | 2,65,563 | 10,43,935 |
| 59,32,669 | 15,64,571 | 8,19,574 | 11,97,543 | 5,80,587 | 1,00,94,944 |
| 65,89,072 | 15,67,460 | 8,35,550 | 13,00,647 | 8,46,150 | 1,11,38,879 |

endowments, subscriptions, contributions, etc.
 European Schools.

GENERAL

Race or creed of male scholars receiving General

| | | Europeans and Anglo-Indians. | Indian Christians. | Hindus. | |
|---|----------------|------------------------------|--------------------|----------------|--------------------|
| | | | | Higher castes. | Depressed classes. |
| | | 1 | 2 | 3 | 4 |
| TOTAL POPULATION. | | 6,214 | 16,303 | 4,574,371 | 1,270,511 |
| <i>School Education.</i> | | | | | |
| Primary | Classes. | | | | |
| | I ... | 313 | 771 | 83,660 | 17,339 |
| | II .. | 81 | 453 | 46,815 | 8,572 |
| | III .. | 81 | 478 | 41,997 | 6,378 |
| | IV ... | 85 | 493 | 33,253 | 4,325 |
| Middle | V ... | ... | 327 | 13,403 | 774 |
| | VI .. | 66 | 265 | 9,772 | 474 |
| | VII ... | 70 | 206 | 7,520 | 255 |
| | VIII .. | 60 | 106 | 3,859 | 97 |
| High | IX . | ... | 63 | 1,969 | 35 |
| | X .. | 45 | 39 | 1,100 | 26 |
| | XI ... | 43 | 31 | 1,098 | 12 |
| | Totals .. | 845 | 3,262 | 219,743 | 38,287 |
| <i>University and Intermediate Education.</i> | | | | | |
| Intermediate classes | { 1st year . | 5 | 7 | 415 | 4 |
| | { 2nd ,, .. | 4 | 5 | 398 | 4 |
| Degree classes | { 3rd year .. | 9 | 4 | 226 | ... |
| | { 4th ,, .. | 3 | 4 | 241 | 4 |
| Post-graduate classes | { 5th year ... | ... | ... | 38 | ... |
| | { 6th ,, .. | .. | .. | 31 | .. |
| | { 7th ,, ... | .. | .. | .. | .. |
| Research students | ... | .. | .. | .. | .. |
| | Totals .. | 21 | 50 | 1,349 | 12 |
| Number of scholars in Recognized Institutions | | 866 | 3,282 | 251,097 | 38,399 |
| Number of scholars in Unrecognized Institutions | | ... | 26 | 3,344 | 624 |
| GRAND TOTAL | | 866 | 3,308 | 254,441 | 38,923 |

*N. B.—The following are included under European scholars are Ghasia, Mehra or Mahar, Chamar, Panka, Mang, Basor, Kori, Dom, Katia, Mehtar, Balahi, Manepwar, Dhobi, Khangar, Chadar, Chipa, teldar, Mochi, Gadaria, Kushta, Mirdha, Bhoi, Gopal, Kaikari, Kaiyar, Bhangi

TABLE IV-A.

Education in the Central Provinces and Berar, 1927-28.

| Muham- madans. | Buddhists. | Parsis. | Sikhs. | Others. | Total. |
|-------------------|------------|---------|--------|---------|-----------|
| 5 | 6 | 7 | 8 | 9 | 10 |
| 294,928 | 17 | 985 | 1,050 | 787,030 | 6,951,399 |
| 13,228 | 2 | 61 | 34 | 15,366 | 1,30,774 |
| 6,397 | ... | 22 | 14 | 6,858 | 69,242 |
| 5,224 | ... | 25 | 155 | 5,007 | 59,345 |
| 4,151 | ... | 19 | 14 | 4,116 | 51,458 |
| 1,519 | ... | 5 | 9 | 314 | 16,351 |
| 1,135 | ... | 16 | 16 | 167 | 11,911 |
| 845 | ... | 19 | 10 | 153 | 9,078 |
| 514 | ... | 5 | 8 | 40 | 4,689 |
| 245 | ... | 3 | 1 | 5 | 2,321 |
| 130 | ... | 10 | 3 | 7 | 1,661 |
| 107 | ... | 5 | 3 | 2 | 1,301 |
| 33,495 | 2 | 190 | 267 | 32,035 | 358,131 |
| 23 | ... | 5 | 4 | 3 | 466 |
| 22 | ... | 8 | ... | ... | 441 |
| 17 | ... | 13 | 1 | ... | 270 |
| 22 | ... | 1 | 1 | 2 | 278 |
| 3 | ... | 1 | 1 | ... | 43 |
| 3 | ... | ... | ... | ... | 34 |
| ... | ... | ... | ... | ... | ... |
| ... | ... | ... | ... | ... | ... |
| 90 | ... | 28 | 7 | 5 | 1,532 |
| 33,585 | 2 | 218 | 274 | 32,040 | 359,663 |
| 911 | ... | ... | ... | 263 | 5,168 |
| 34,496 | 2 | 218 | 274 | 32,303 | 364,831 |

included in the above figures.

the heading "Depressed classes" :-

Madhi, Mala, Pasi, Pardhan, Ozi, Holi, Holi, Dohar, Nagarchi, Gadikhasi, Khatik, Ganda, Madgi, Bedar, Koshti, Hasia, Dhimar, Patharia, Dhilia, Ladia, Kir, Gunsai Bahena, Dhangar, Dhanak, Chauhan, Garwadi.

GENERAL

Race or creed of female scholars receiving General

| | | Europeans and Anglo-Indians. | Indian Christians. | Hindus. | | |
|--|-------|------------------------------|--------------------|----------------|---------------------|-------|
| | | | | Higher castes. | *Depressed classes. | |
| | | 1 | 2 | 3 | 4 | |
| TOTAL POPULATION ... | | 3,025 | 15,903 | 4,547,169 | 1,298,279 | |
| <i>School Education.</i> | | | | | | |
| | | <i>Classes.</i> | | | | |
| Primary | ... { | I | 352 | 1,014 | 19,484 | 1,246 |
| | | II | 110 | 387 | 5,237 | 258 |
| | | III | 136 | 619 | 3,271 | 172 |
| | | IV | 125 | 577 | 2,188 | 78 |
| Middle | ... { | V | ... | 363 | 294 | 5 |
| | | VI | 91 | 277 | 146 | 4 |
| | | VII | 55 | 142 | 96 | ... |
| | | VIII | 58 | 64 | 42 | ... |
| High | ... { | IX | ... | 28 | 23 | ... |
| | | X | 22 | 26 | 27 | ... |
| | | XI | 11 | 26 | 15 | ... |
| Totals ... | | 960 | 3,523 | 30,823 | 1,763 | |
| <i>University and Intermediate Education.</i> | | | | | | |
| Intermediate classes | ... { | 1st year ... | 3 | 1 | 6 | ... |
| | | 2nd „ ... | ... | 1 | 3 | ... |
| Degree classes | ... { | 3rd year ... | ... | ... | 3 | ... |
| | | 4th „ ... | ... | ... | 1 | ... |
| Post-graduate classes | ... { | 5th year | ... | ... | ... | ... |
| | | 6th „ ... | ... | ... | 1 | ... |
| | | 7th „ ... | ... | ... | ... | ... |
| Research students | ... | ... | ... | ... | ... | |
| Totals ... | | 3 | 2 | 14 | ... | |
| Number of scholars in Recognized Institutions ... | | 963 | 3,525 | 30,837 | 1,763 | |
| Number of scholars in Unrecognized Institutions .. | | ... | 34 | 1,008 | 19 | |
| GRAND TOTALS ... | | 963 | 3,559 | 31,845 | 1,782 | |

European scholars are

*N.B.—The following are included under
 Ghasia, Mehra or Mahar, Chamar, Panka, Mang, Basor, Kori, Dom, Katia, Mehtar, Balahi,
 Manepwar, Dhobi, Khangar, Chaodar, Chipa, Beldar, Mochi, Gadaria, Kushta,
 Mirdha, Bhoi, Gopal, Kaikari, Kaiyar, Bhangi,

TABLE IV-B.

Education in the Central Provinces and Berar, 1927-28.

| Muhammadans. | Buddhists. | Parsis. | Sikhs. | Others. | Total. |
|--------------|------------|---------|--------|----------|-----------|
| 5 | 6 | 7 | 8 | 9 | 10 |
| 268,646 | 11 | 798 | 479 | 8,27,051 | 6,961,361 |
| 3,624 | 1 | 93 | 37 | 1,873 | 27,724 |
| 727 | ... | 27 | 5 | 468 | 7,219 |
| 352 | ... | 20 | 3 | 283 | 4,856 |
| 171 | ... | 18 | 3 | 151 | 3,311 |
| 15 | ... | ... | ... | 5 | 682 |
| 6 | ... | 17 | ... | 2 | 543 |
| ... | ... | 13 | ... | 2 | 308 |
| ... | ... | 15 | ... | ... | 179 |
| ... | ... | ... | ... | ... | 51 |
| ... | ... | 8 | 1 | ... | 84 |
| ... | ... | 3 | ... | ... | 55 |
| 4,895 | 1 | 214 | 49 | 2,784 | 45,012 |
| ... | ... | ... | ... | ... | 10 |
| ... | ... | 3 | ... | ... | 7 |
| ... | ... | ... | ... | ... | 3 |
| ... | ... | 2 | ... | 1 | 4 |
| ... | ... | ... | ... | ... | ... |
| ... | ... | ... | ... | ... | 1 |
| ... | ... | ... | ... | ... | ... |
| ... | ... | ... | ... | ... | ... |
| ... | ... | 5 | ... | 1 | 25 |
| 4,895 | 1 | 219 | 49 | 2,785 | 45,037 |
| 692 | ... | ... | ... | 15 | 1,768 |
| 5,587 | 1 | 219 | 49 | 2,800 | 46,805 |

included in the above figures.

the heading "Depressed classes" :—

Madhi, Mala, Pardhan, Ozi, Hola, Holi, Dohar, Nagarchi, Gadikhasi, Khatik, Ganda, Madgi, Bejar, Koshti, Hasia, Dhimar, Patharia, Dhilia, Ladia, Kir, Gunsai, Bahena, Dhangar, Dhanak, Chauhan, Garwadi.

GENERAL

Race or creed of male scholars receiving Vocational and

| | Europeans and Anglo-Indians. | Indian Christians. | Hindus. | |
|-----------------------------------|------------------------------|--------------------|----------------|---------------------|
| | | | Higher castes. | * Depressed classe. |
| | 1 | 2 | 3 | 4 |
| <i>Schools.</i> | | | | |
| Art Schools | ... | ... | ... | ... |
| Law Schools | ... | ... | ... | ... |
| Medical Schools | ... | 8 | 232 | ... |
| Normal and Training Schools | ... | 18 | 929 | 30 |
| Engineering and Surveying Schools | 1 | 6 | 147 | 1 |
| Technical and Industrial Schools | ... | ... | ... | ... |
| Commercial Schools | ... | ... | ... | ... |
| Agricultural Schools | ... | ... | ... | ... |
| Reformatory Schools | ... | ... | ... | ... |
| Schools for Defectives | ... | ... | 15 | ... |
| Schools for Adults | ... | ... | 253 | 100 |
| Other Schools | ... | ... | 55 | ... |
| Totals | 1 | 32 | 1,676 | 131 |
| <i>Colleges.</i> | | | | |
| Law | ... | ... | 192 | ... |
| Medicine | ... | ... | ... | ... |
| Education | ... | 5 | 96 | ... |
| Engineering | ... | ... | ... | ... |
| Agriculture | ... | 1 | 125 | ... |
| Commerce | ... | ... | ... | ... |
| Forestry | ... | ... | ... | ... |
| Veterinary Science | ... | ... | ... | ... |
| Totals | ... | 6 | 413 | ... |
| GRAND TOTALS | 1 | 38 | 2,089 | 131 |

European Scholars are

* *N.B.*—The following are included under
 Ghasia, Mehra or Mahar, Chamar, Panka, Mang, Basor, Kori, Dom, Katia, Mehtar, Balahi,
 Madgi, Manepwar, Dhobi, Khangar, Chadar, Chipa, Beldar, Mochi, Gadaria,
 Bahena, Mirdha, Bhoi, Gopal, Kaikari, Kaiyar,

TABLE V-A.

Special Education in the Central Provinces and Berar, 1927-28.

| Muhammadans. | Buddhists. | Parsis. | Sikhs. | Others. | Total. |
|--------------|------------|---------|--------|---------|--------|
| 5 | 6 | 7 | 8 | 9 | 10 |
| ... | ... | ... | ... | ... | ... |
| ... | ... | ... | ... | ... | ... |
| 14 | ... | ... | 2 | .. | 256 |
| 129 | ... | ... | ... | 8 | 1,114 |
| 12 | ... | 1 | ... | ... | 168 |
| ... | .. | .. | ... | ... | ... |
| ... | ... | ... | ... | ... | ... |
| ... | ... | ... | ... | ... | ... |
| ... | ... | ... | ... | ... | ... |
| 1 | ... | ... | ... | ... | 16 |
| 147 | ... | ... | ... | 23 | 527 |
| ... | ... | ... | ... | ... | 95 |
| 303 | ... | 1 | 2 | 30 | 2,176 |
| 7 | .. | ... | ... | ... | 199 |
| ... | ... | ... | ... | ... | ... |
| 19 | ... | ... | ... | ... | 120 |
| ... | ... | ... | ... | ... | ... |
| 10 | ... | .. | ... | ... | 136 |
| ... | ... | ... | ... | ... | ... |
| ... | ... | ... | ... | ... | ... |
| ... | ... | ... | ... | ... | ... |
| 36 | ... | ... | ... | ... | 455 |
| 339 | ... | 1 | 2 | 30 | 2,631 |

cluded in the above figures.

the heading " Depressed Classes " :—

Madhi, Mala, Pasi, Pardhan, Ozi, Hala, Holi, Dohar, Nagarchi, Gadikhasi, Khatik, Ganda, Kushta, Bedar, Koshti, Hasia, Dhimar. Patharia, Dhilia, Ladia, Kir, Gunsai, Bhangi, Dhangar, Dhanak, Chauban, Garwadi.

GENERAL

Race or creed of female scholars receiving Vocational and

| | Europeans and Anglo-Indians. | Indian Christians. | Hindus. | |
|----------------------------------|------------------------------|--------------------|----------------|---------------------|
| | | | Higher castes. | *Depressed classes. |
| | 1 | 2 | 3 | 4 |
| <i>Schools.</i> | | | | |
| Medical Schools | ... | ... | 8 | ... |
| Normal and Training Schools | ... | 108 | 102 | 12 |
| Technical and Industrial Schools | ... | 121 | 1 | .. |
| Commercial Schools | .. | ... | ... | ... |
| Agricultural Schools | .. | ... | ... | ... |
| Schools for Adults | ... | .. | 158 | ... |
| Other Schools | ... | ... | ... | ... |
| Schools for Defectives | ... | ... | 4 | .. |
| Totals | ... | 229 | 313 | 12 |
| <i>Colleges.</i> | | | | |
| Medicine | ... | ... | ... | ... |
| Education | ... | 1 | ... | ... |
| Totals | ... | 1 | ... | ... |
| GRAND TOTALS | ... | 250 | 313 | 12 |

European Scholars are
 * N. B.—The following are included
 Ghasla, Mehra or Mahar, Chamar, Panka, Mang, Basir, Kori, Dom, Katia, Mehtar, Ba'ahi, Madhi,
 Manepwar, Dhobi, Khangar, Chadar, Chipa, Beldar, Mochi, Gadaria, Kushta, Bedar,
 Bhoi, Gopal, Kaikari, Kaiyar, Bhangi,

TABLE V-B.

Special Education in the Central Provinces and Berar, 1927-28.

| Muham- madans. | Buddhists. | Parsis. | Sikhs. | Others. | Total. |
|-------------------|------------|---------|--------|---------|--------|
| 5 | 6 | 7 | 8 | 9 | 10 |
| ... | ... | ... | ... | ... | 8 |
| 3 | ... | ... | ... | ... | 825 |
| ... | ... | ... | ... | ... | 122 |
| ... | ... | ... | ... | ... | ... |
| ... | ... | ... | ... | ... | ... |
| 49 | ... | ... | ... | ... | 247 |
| ... | ... | ... | ... | ... | ... |
| ... | ... | ... | ... | ... | 4 |
| 52 | ... | ... | ... | ... | 606 |
| ... | ... | ... | ... | ... | ... |
| ... | ... | ... | ... | ... | 1 |
| ... | ... | ... | ... | ... | 1 |
| 52 | ... | ... | ... | ... | 607 |

included in the above figures.

under the heading "Depressed classes":—

Mala, Pasi, Pardhan, Ozi, Hola, Holi, Dohar, Nagarchi, Gadikhasi, Khatik, Ganda, Madgi, Koshti, Hasia, Dhimar, Patharia, Dhilia, Ladia, Kir, Gunsai, Bahena, Mirzha, Dhangar, Dhanak, Chauhan, Garwadi.

GENERAL

Men teachers in the Central

| | | Trained teachers with the following educational qualifications. | | | | |
|-------------------------------|-----|---|--------------------------------|-----------------------|------------------------|-----------------------|
| | | A Degree. | Passed Matric or School Final. | Passed Middle School. | Passed Primary School. | Lower qualifications. |
| 1 | | 2 | 3 | 4 | 5 | 6 |
| CLASS OF INSTITUTIONS. | | | | | | |
| <i>Primary Schools.</i> | | | | | | |
| Government | ... | ... | ... | 27 | 5 | ... |
| Local Board and Municipal | ... | ... | 3 | 3,527 | 1,098 | 66 |
| Aided | ... | 1 | 7 | 109 | 28 | ... |
| Unaided | ... | ... | ... | 37 | 17 | ... |
| Totals | ... | 1 | 10 | 3,700 | 1,148 | 66 |
| <i>Middle Schools.</i> | | | | | | |
| Government | ... | 5 | 279 | 52 | 4 | ... |
| Local Board and Municipal | ... | 11 | 102 | 1,685 | 301 | 35 |
| Aided | ... | 15 | 63 | 41 | 1 | 1 |
| Unaided | ... | 1 | 5 | 10 | ... | ... |
| Totals | ... | 32 | 449 | 1,788 | 306 | 36 |
| <i>High Schools.</i> | | | | | | |
| Government | ... | 203 | 7 | 6 | 1 | 1 |
| Local Board and Municipal | ... | 12 | 1 | ... | ... | ... |
| Aided | ... | 42 | 5 | 4 | ... | 2 |
| Unaided | ... | ... | ... | ... | ... | ... |
| Totals | ... | 257 | 13 | 10 | 1 | 3 |
| GRAND TOTALS | ... | 290 | 472 | 5,498 | 1,455 | 105 |

Teachers in European Schools

TABLE VI-A.

Provinces and Berar for the year 1927-28.

| Untrained teachers. | | | | Total trained tea- chers. | Total untrain- ed tea- chers. | Grand totals of tea- chers. |
|-------------------------|----------------------|--------------------------|----------------------|------------------------------------|---|---|
| Possessing a degree. | | Possessing no degree. | | | | |
| Certifi- cated. | Uncerti- ficated. | Certifi- cated. | Uncerti- ficated. | | | |
| 7 | 8 | 9 | 10 | 11 | 12 | 13 |
| ... | ... | 5 | 3 | 32 | 8 | 40 |
| ... | ... | 731 | 3,794 | 4,694 | 4,525 | 9,219 |
| ... | ... | 37 | 403 | 145 | 440 | 585 |
| ... | ... | 11 | 227 | 54 | 238 | 292 |
| ... | ... | 784 | 4,427 | 4,925 | 5,211 | 10,136 |
| ... | 12 | 10 | 75 | 340 | 97 | 437 |
| 2 | 9 | 81 | 813 | 2,134 | 905 | 3,039 |
| 6 | 20 | 38 | 239 | 121 | 303 | 424 |
| ... | 1 | 7 | 45 | 16 | 53 | 69 |
| 8 | 42 | 136 | 1,172 | 2,611 | 1,358 | 3,969 |
| 8 | 13 | 2 | 6 | 218 | 29 | 247 |
| ... | 15 | ... | 2 | 13 | 17 | 30 |
| 11 | 42 | 7 | 25 | 53 | 85 | 138 |
| 1 | 3 | ... | 1 | ... | 5 | 5 |
| 20 | 73 | 9 | 34 | 284 | 136 | 420 |
| 28 | 115 | 929 | 5,633 | 7,820 | 6,705 | 14,525 |

are included in the above figures.

GENERAL

Women teachers in the Central

| 1 | Trained teachers with the following educational qualifications. | | | | |
|-------------------------------|---|--------------------------------|-----------------------|------------------------|-----------------------|
| | A Degree. | Passed Matric or School Final. | Passed Middle School. | Passed Primary School. | Lower qualifications. |
| 2 | 3 | 4 | 5 | 6 | |
| CLASS OF INSTITUTIONS. | | | | | |
| <i>Primary Schools.</i> | | | | | |
| Government | ... | ... | 124 | 176 | 1 |
| Local Board and Municipal | ... | ... | 12 | 3 | ... |
| Aided | ... | 20 | 49 | 52 | ... |
| Unaided | ... | ... | 4 | 12 | ... |
| Totals | ... | 20 | 189 | 243 | 1 |
| <i>Middle Schools.</i> | | | | | |
| Government | ... | 2 | 59 | 52 | 1 |
| Local Board and Municipal | ... | ... | ... | ... | ... |
| Aided | 4 | 30 | 38 | 13 | ... |
| Unaided | ... | ... | 3 | ... | ... |
| Totals | 4 | 32 | 100 | 65 | 1 |
| <i>High Schools.</i> | | | | | |
| Government | 2 | ... | ... | ... | 1 |
| Local Board and Municipal | ... | ... | ... | ... | ... |
| Aided | 8 | 5 | ... | ... | ... |
| Unaided | ... | ... | ... | ... | ... |
| Totals | 10 | 5 | ... | ... | 1 |
| GRAND TOTALS | 14 | 57 | 289 | 308 | 3 |

Teachers in European Schools

TABLE VI-B.

Provinces and Berar for the year 1927-28.

| Untrained teachers. | | | | Total trained teachers. | Total un-trained teachers. | Grand totals of teachers. |
|----------------------|-----------------|-----------------------|-----------------|-------------------------|----------------------------|---------------------------|
| Possessing a degree. | | Possessing no degree. | | | | |
| Certificated. | Uncertificated. | Certificated. | Uncertificated. | | | |
| 7 | 8 | 9 | 10 | 11 | 12 | 13 |
| ... | ... | 14 | 286 | 301 | 300 | 601 |
| ... | ... | ... | 21 | 15 | 21 | 36 |
| ... | ... | 20 | 101 | 121 | 121 | 242 |
| ... | ... | 1 | 36 | 16 | 37 | 53 |
| ... | ... | 35 | 444 | 453 | 479 | 932 |
| ... | ... | ... | 26 | 114 | 26 | 140 |
| ... | ... | ... | ... | ... | ... | ... |
| 1 | 6 | 16 | 58 | 85 | 81 | 166 |
| ... | ... | ... | 1 | 3 | 1 | 4 |
| 1 | 6 | 16 | 85 | 202 | 108 | 310 |
| ... | 2 | ... | ... | 3 | 2 | 5 |
| ... | ... | ... | ... | ... | ... | ... |
| 2 | 3 | 1 | 3 | 13 | 9 | 22 |
| ... | ... | ... | ... | ... | ... | ... |
| 2 | 5 | 1 | 3 | 16 | 11 | 27 |
| 3 | 11 | 52 | 532 | 671 | 598 | 1,269 |

are included in the above figures.

GENERAL

European Education in the Central

| | | | | |
|-------------------------------------|---|--------|-----|-------|
| Total European population 9,239 ... | } | Male | ... | 6,214 |
| | | Female | ... | 3,025 |
| | | Total | ... | 9,239 |

| | Institutions. | Scholars on roll on March 31st. | Number of females in institutions for males and vice versa. | Number of Non-Europeans on roll. |
|----------------------------------|---------------|---------------------------------|---|----------------------------------|
| | 1 | 2 | 3 | 4 |
| <i>Institutions for males.</i> | | | | |
| Arts Colleges | ... | ... | ... | ... |
| Training Colleges | ... | ... | ... | ... |
| High Schools | 4 | 115 | 1 | 24 |
| Middle Schools | 4 | 271 | 11 | 64 |
| Primary Schools | 4 | 488 | 83 | 128 |
| Training Schools | ... | ... | ... | ... |
| Technical and Industrial Schools | ... | ... | ... | ... |
| Commercial Schools | ... | ... | ... | ... |
| Other Schools | ... | ... | ... | ... |
| Totals | 12 | 874 | 95 | 216 |
| <i>Institutions for females.</i> | | | | |
| Arts Colleges | ... | ... | ... | ... |
| Training Colleges | ... | ... | ... | ... |
| High Schools | 4 | 47 | ... | 14 |
| Middle Schools | 6 | 251 | ... | 59 |
| Primary Schools | 13 | 1,323 | 394 | 400 |
| Training Schools | ... | ... | ... | ... |
| Technical and Industrial Schools | ... | ... | ... | ... |
| Commercial Schools | ... | ... | ... | ... |
| Other Schools | ... | ... | ... | ... |
| Totals | 23 | 1,621 | 394 | 473 |
| GRAND TOTALS FOR INSTITUTIONS | 35 | 2,495 | 489 | 689 |

Expenditure on Buildings includes *nil* spent by the Public Works Department.
 "Miscellaneous" includes the following main items:—

| | Males. | Females. | |
|---|--------|----------|--------|
| | Rs. | Rs. | Rs. |
| (1) Orphan grants | 6,387 | 19,392 | 25,779 |
| (2) Scholarships | 5,344 | 6,878 | 12,222 |
| (3) Cadet grants | 1,496 | ... | 1,496 |
| (4) Examination charges and Provident Fund... | ... | ... | 2,403 |
| Total | ... | ... | 41,900 |

* Include both District Board
 Other sources include

TABLE VII.

Provinces and Berar for the year 1927-28.

Percentage to European population of those at school.

Males 14·06

Females 53·75

Total 67·81

| Teachers | | Expenditure from | | | | Total expenditure. |
|-----------------|------------|-------------------|---------------|----------|----------------|--------------------|
| Trained. | Untrained. | Government funds. | Local funds.* | Fees. | Other sources. | |
| 5 | 6 | 7 | 8 | 9 | 10 | 11 |
| | | Rs. | Rs. | Rs. | Rs. | Rs. |
| ... | ... | ... | ... | ... | ... | ... |
| ... | ... | ... | ... | ... | ... | ... |
| 4 | 10 | 11,563 | ... | 10,694 | 11,725 | 33,982 |
| 5 | 10 | 15,550 | ... | 18,244 | 12,936 | 46,730 |
| 14 | 5 | 10,243 | ... | 11,569 | 10,056 | 31,868 |
| ... | ... | ... | ... | ... | ... | ... |
| ... | ... | ... | ... | ... | ... | ... |
| ... | ... | ... | ... | ... | ... | ... |
| 23 | 25 | 37,356 | ... | 40,507 | 34,717 | 1,12,580 |
| ... | ... | ... | ... | ... | ... | ... |
| ... | ... | ... | ... | ... | ... | ... |
| 3 | 1 | 3,580 | ... | 3,232 | 4,760 | 11,572 |
| 16 | 4 | 10,821 | ... | 11,715 | 19,300 | 41,836 |
| 30 | 31 | 24,310 | ... | 33,378 | 29,510 | 87,198 |
| ... | ... | ... | ... | ... | ... | ... |
| ... | ... | ... | ... | ... | ... | ... |
| ... | ... | ... | ... | ... | ... | ... |
| 49 | 36 | 38,711 | ... | 48,325 | 53,570 | 1,40,606 |
| 72 | 61 | 76,067 | ... | 88,832 | 88,287 | 2,53,186 |
| Inspection | ... | ... | ... | ... | ... | ... |
| Buildings, etc. | ... | 8,599 | ... | ... | 20,505 | 29,104 |
| Furniture | ... | 5,745 | ... | ... | 5,261 | 11,006 |
| Miscellaneous | ... | 41,900 | ... | 1,06,326 | 6,375 | 1,54,601 |
| Totals | ... | 56,244 | ... | 1,06,326 | 32,141 | 1,94,711 |
| GRAND TOTALS | ... | 1,32,311 | ... | 1,95,158 | 1,20,428 | 4,47,897 |

and Municipal Funds.
income from endowments, subscriptions, contributions, etc.

GENERAL
Examination Results in the Central

| Examinations. | Males. | | | | | |
|-----------------------------|----------------------|----------|--------|----------------|----------|--------|
| | Number of Examinees. | | | Number passed. | | |
| | Public.* | Private. | Total. | Public.* | Private. | Total. |
| 1 | 2 | 3 | 4 | 5 | 6 | 7 |
| DEGREE EXAMINATIONS. | | | | | | |
| <i>Arts and Science.</i> | | | | | | |
| D. Litt. ... | ... | ... | ... | ... | ... | ... |
| Ph. D. ... | ... | ... | ... | ... | ... | ... |
| D. Sc. ... | ... | ... | ... | ... | ... | ... |
| M. A. ... | 24 | 2 | 26 | 20 | 1 | 21 |
| M. Sc. ... | 7 | 1 | 8 | 6 | ... | 6 |
| B. A. (Honours) ... | ... | ... | ... | ... | ... | ... |
| B. Sc. (Honours) ... | ... | ... | ... | ... | ... | ... |
| B. A. (Pass) ... | 192 | 25 | 217 | 82 | 5 | 87 |
| B. Sc. (Pass) ... | 65 | ... | 65 | 40 | ... | 40 |
| <i>Law.</i> | | | | | | |
| Master of Law ... | ... | 1 | 1 | ... | ... | ... |
| Bachelor of Law ... | 129 | ... | 129 | 96 | ... | 96 |
| <i>Medicine.</i> | | | | | | |
| M. A. ... | ... | ... | ... | ... | ... | ... |
| M. B., B. S. ... | ... | ... | ... | ... | ... | ... |
| L. M. S. (Bombay) ... | ... | ... | ... | ... | ... | ... |
| M. C. P. & S. (Bombay) ... | ... | ... | ... | ... | ... | ... |
| M. S. P. M. (Calcutta) ... | ... | ... | ... | ... | ... | ... |
| M. S. ... | ... | ... | ... | ... | ... | ... |
| M. Obstetrics ... | ... | ... | ... | ... | ... | ... |
| B. Hyg. ... | ... | ... | ... | ... | ... | ... |
| D. P. H. ... | ... | ... | ... | ... | ... | ... |
| B. Sc. (Sanitary) ... | ... | ... | ... | ... | ... | ... |
| D. T., M. (Calcutta) ... | ... | ... | ... | ... | ... | ... |
| <i>Engineering.†</i> | | | | | | |
| Bachelor of C. E. ... | ... | ... | ... | ... | ... | ... |
| Bachelor of M. E. ... | ... | ... | ... | ... | ... | ... |
| <i>Education.</i> | | | | | | |
| B. E., B. T., & L. T. ... | 23 | ... | 23 | 20 | ... | 20 |
| <i>Commerce.</i> | | | | | | |
| Bachelor of Commerce ... | ... | ... | ... | ... | ... | ... |
| <i>Agriculture.</i> | | | | | | |
| Master of Agriculture ... | ... | ... | ... | ... | ... | ... |
| Bachelor of Agriculture ... | 9 | ... | 9 | 5 | ... | 5 |

* i.e., appearing from a

† Including the Diploma Examination of the
(1) European scholars are included

TABLE VIII.
Provinces and Berar for the year 1927-28.

Females.

| Number of Examinees. | | | Number passed. | | |
|----------------------|----------|--------|----------------|----------|--------|
| Public.* | Private. | Total. | Public.* | Private. | Total. |
| 8 | 9 | 10 | 11 | 12 | 13 |
| ... | ... | ... | ... | ... | ... |
| ... | ... | ... | ... | ... | ... |
| ... | ... | ... | ... | ... | ... |
| 1 | ... | 1 | 1 | ... | 1 |
| ... | ... | ... | ... | ... | ... |
| ... | ... | ... | ... | ... | ... |
| 4 | ... | 4 | 4 | ... | 4 |
| ... | ... | ... | ... | ... | ... |
| ... | ... | ... | ... | ... | ... |
| ... | ... | ... | ... | ... | ... |
| ... | ... | ... | ... | ... | ... |
| ... | ... | ... | ... | ... | ... |
| ... | ... | ... | ... | ... | ... |
| ... | ... | ... | ... | ... | ... |
| ... | ... | ... | ... | ... | ... |
| ... | ... | ... | ... | ... | ... |
| ... | ... | ... | ... | ... | ... |
| ... | ... | ... | ... | ... | ... |
| ... | ... | ... | ... | ... | ... |
| ... | ... | ... | ... | ... | ... |
| ... | ... | ... | ... | ... | ... |
| ... | ... | ... | ... | ... | ... |
| ... | ... | ... | ... | ... | ... |
| ... | ... | ... | ... | ... | ... |
| ... | ... | ... | ... | ... | ... |
| ... | ... | ... | ... | ... | ... |
| ... | ... | ... | ... | ... | ... |
| ... | ... | ... | ... | ... | ... |

recognized institution.
 Thomason Civil Engineering College, Roorkee.
 in the above figures.

Examination Results in the Central Provinces

| Examinations. | Males. | | | | | |
|--|----------------------|----------|--------|----------------|----------|--------|
| | Number of examinees. | | | Number passed. | | |
| | Public.* | Private. | Total. | Public.* | Private. | Total. |
| 1 | 2 | 3 | 4 | 5 | 6 | 7 |
| INTERMEDIATE EXAMINATIONS. | | | | | | |
| Intermediate in Arts | 229 | 29 | 258 | 134 | 15 | 149 |
| Intermediate in Science | 189 | ... | 189 | 112 | ... | 112 |
| Licentiate of Civil Engineering | ... | ... | ... | ... | ... | ... |
| Licence, Diploma or certificate in teaching | ... | ... | ... | ... | ... | ... |
| Intermediate or Diploma in Commerce | ... | ... | ... | ... | ... | ... |
| Licentiate of Agriculture | 29 | ... | 29 | 6 | ... | 6 |
| Veterinary Examinations | ... | ... | ... | ... | ... | ... |
| SCHOOL EXAMINATIONS. | | | | | | |
| <i>(a) On completion of High School course.</i> | | | | | | |
| Matriculation | ... | ... | ... | ... | ... | ... |
| School Final, etc.¶ | 1,253 | 222 | 1,475 | 617 | 62 | 679 |
| European High School | 34 | ... | 34 | 19 | ... | 19 |
| Cambridge Senior | 49 | 8 | 57 | 27 | ... | 27 |
| <i>(b) On completion of Middle School course</i> | | | | | | |
| Cambridge Junior | 19 | ... | 19 | 11 | ... | 11 |
| European Middle | 35 | ... | 35 | 23 | ... | 23 |
| Anglo-Vernacular Middle | 4,381 | 6 | 4,387 | 2,381 | 2 | 2,383 |
| Vernacular Middle | ... | ... | ... | ... | ... | ... |
| <i>(c) On completion of Primary course.</i> | | | | | | |
| Upper Primary | 43,491 | 81 | 43,572 | 24,764 | 53 | 24,817 |
| Lower Primary | ... | ... | ... | ... | ... | ... |
| <i>(d) On completion of Vocational Course.</i> | | | | | | |
| For teacher's certificate— | | | | | | |
| Vernacular, Higher | 150 | 7 | 157 | 144 | 4 | 148 |
| Vernacular, Lower | 456 | 101 | 557 | 399 | 75 | 474 |
| At Art Schools† | 981 | 20 | 1,001 | 448 | 2 | 450 |
| At Law Schools | ... | ... | ... | ... | ... | ... |
| At Medical Schools | 83 | ... | 83 | 51 | ... | 51 |
| At Engineering Schools‡ | 67 | 10 | 77 | 52 | 7 | 59 |
| At Technical and Industrial Schools | ... | ... | ... | ... | ... | ... |
| At Commercial Schools | ... | ... | ... | ... | ... | ... |
| At Agricultural Schools | 37 | ... | 37 | 27 | ... | 27 |
| At other Schools | ... | ... | ... | ... | ... | ... |

*i.e., appearing from

† Include Survey

‡ Bombay School of Art

¶ High School Certificate

(1) European scholars are

TABLE VIII.

and Berar for the year 1927-28.—(Concl'd.)

| Females | | | | | |
|----------------------|----------|--------|----------------|----------|--------|
| Number of Examinees. | | | Number passed. | | |
| Public.* | Private. | Total. | Public.* | Private. | Total. |
| 8 | 9 | 10 | 11 | 12 | 13 |
| 5 | 2 | 7 | 4 | 1 | 5 |
| 1 | 1 | 2 | 1 | | 1 |
| ... | ... | ... | ... | ... | ... |
| ... | ... | ... | ... | ... | ... |
| ... | ... | ... | ... | ... | ... |
| ... | ... | ... | ... | ... | ... |
| ... | ... | ... | ... | ... | ... |
| ... | ... | ... | ... | ... | ... |
| ... | ... | ... | ... | ... | ... |
| 37 | 2 | 39 | 20 | | 20 |
| 27 | | 27 | 11 | | 11 |
| 9 | | 9 | 1 | | 1 |
| ... | ... | ... | ... | ... | ... |
| 11 | ... | 11 | ... | ... | ... |
| 43 | ... | 43 | 28 | ... | 28 |
| 36 | ... | 36 | 27 | ... | 27 |
| ... | ... | ... | ... | ... | ... |
| 1,954 | 4 | 1,958 | 1,110 | 4 | 1,114 |
| ... | ... | ... | ... | ... | ... |
| 44 | ... | 44 | 39 | ... | 39 |
| 29 | ... | 29 | 25 | ... | 25 |
| 17 | ... | 17 | 12 | ... | 12 |
| ... | ... | ... | ... | ... | ... |
| 3 | ... | 3 | 2 | ... | 2 |
| ... | ... | ... | ... | ... | ... |
| ... | ... | ... | ... | ... | ... |
| ... | ... | ... | ... | ... | ... |
| ... | ... | ... | ... | ... | ... |
| ... | ... | ... | ... | ... | ... |

recognized institution.

Schools.

Drawing Examinations.

Examination conducted by the High School Education Board.

included in the above figures.