



Report on the Excise  
Administration of the  
Central Provinces and  
Berar for the Calendar  
Year 1929

\* \*

\*

NAGPUR:  
PRINTED AT THE GOVERNMENT PRESS  
1930

*Agents for the sale of Publications issued by the Central  
Provinces Government.*

---

[NOTE.—Appointments of all official Agents in the United Kingdom and on the Continent for the sale of Government Publications have been terminated with effect from the 1st April 1925.

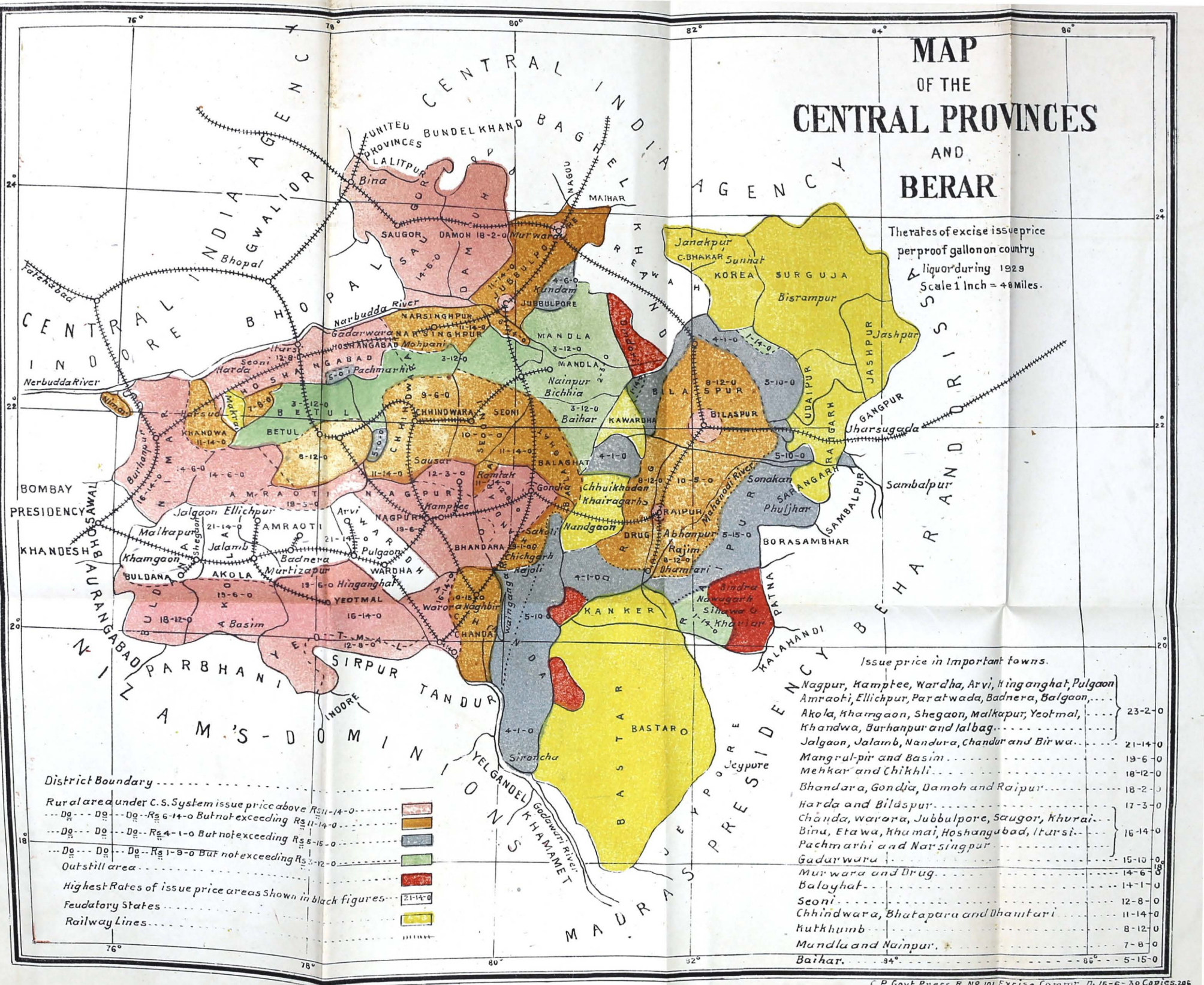
All publications in future are obtainable either direct from the High Commissioner for India, India House Aldwych, London, W. C. 2, or through any bookseller.]

**INDIA.**

- |   |   |
|---|---|
| <p><b>AKOLA:</b><br/>The Proprietor, Shri Ramdas Stores, Tajnapeth.</p> <p><b>ALLAHABAD:</b><br/>Mr. Ram Narain Lal, Publisher, etc., 1, Bank Road<br/>The Superintendent, Nazair Kanun Hind Press.</p> <p><b>AMRAOTI:</b><br/>Thakur &amp; Co., Booksellers.</p> <p><b>BARODA:</b><br/>Mr. M. C. Kothari, Bookseller and Publisher, Raopura Road.</p> <p><b>BILASPUR:</b><br/>Mr. M. A. Subhan, Bookseller and Publisher.</p> <p><b>BOMBAY:</b><br/>D. B. Taraporevala, Sons &amp; Co., 190, Hornby Road, Fort.<br/>Radhabai Atmaram Sagoon.<br/>Sunder Pandurang, 25, Kalbadevi Road.<br/>Thacker &amp; Co., Ltd.</p> <p><b>CALCUTTA:</b><br/>The Book Company. 4/4-A, College Street.<br/>Butterworth &amp; Co. (India), Ltd., 8-2, Hastings Street.<br/>The Indian School Supply Depôt.<br/>M. C. Sircar &amp; Sons., 75, Harrison Road.<br/>Newman &amp; Co.<br/>R. Cambray &amp; Co.<br/>S. K. Lahiri &amp; Co.<br/>Thacker, Spink &amp; Co.</p> <p><b>COOCH BEHAR:</b><br/>Babu S. C. Taluqdar, Proprietor. Students &amp; Co.</p> <p><b>DELHI:</b><br/>The Oxford Book and Stationery Co.</p> | <p><b>JUBBULPORE:</b><br/>The Manager, General Book Depôt.</p> <p><b>KARACHI:</b><br/>The Standard Bookstall.</p> <p><b>KHANDWA:</b><br/>The Proprietor, Shri Ramdas Stores, Khandwa Branch.</p> <p><b>LAHORE:</b><br/>Rai Sahib M. Gulab Singh &amp; Sons.</p> <p><b>LUCKNOW:</b><br/>The Proprietor, Newal Kishore Press.<br/>The Upper India Publishing House, Ltd., 41, Aminabad Park.</p> <p><b>MADRAS:</b><br/>Higginbotham &amp; Co.<br/>S. Murthy &amp; Co., Post Box No. 152.<br/>The Proprietor, The City Book Co., Post Box No. 283.</p> <p><b>NAGPUR:</b><br/>Aidan Binzani, Proprietors, Karmavir Book Depôt, Mahal.<br/>Mr. G. G. Khot, Walker Road.<br/>Mr. G. A. Shastri, Bookseller and Publisher, Hislop College Road.<br/>The Manager, General Book Depôt.<br/>The Manager, "The Hitavada".<br/>The Proprietor, Bhisey Brothers, Booksellers and Publishers.</p> <p><b>PATNA:</b><br/>The Patna Law Press Co.</p> <p><b>POONA:</b><br/>The Proprietors, New Kitabkhana.</p> <p><b>RANGOON:</b><br/>The Superintendent, American Baptist Mission Press.</p> <p><b>SIMLA:</b><br/>Thacker, Spink &amp; Co.</p> |
|---|---|

# MAP OF THE CENTRAL PROVINCES AND BERAR

The rates of excise issue price per proof gallon of country liquor during 1929  
Scale 1 Inch = 40 Miles.



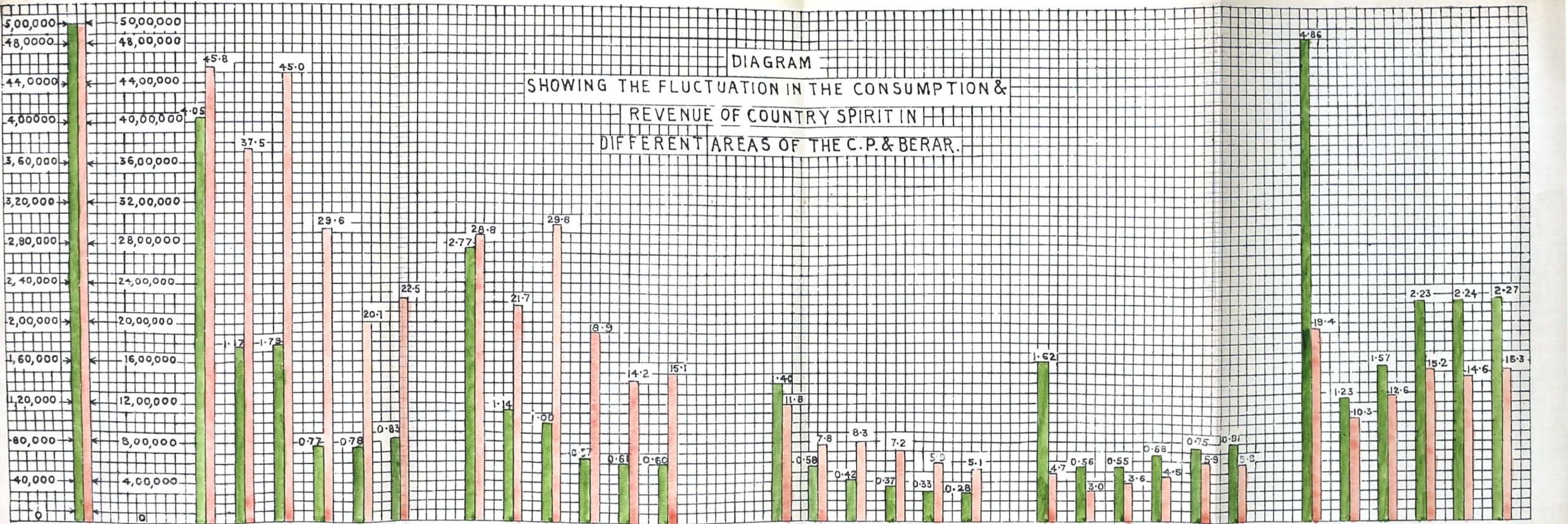
District Boundary  
 Rural area under C.S. System issue price above Rs 11-14-0  
 Do Do Do Rs 6-14-0 But not exceeding Rs 11-14-0  
 Do Do Do Rs 4-1-0 But not exceeding Rs 5-15-0  
 Do Do Do Rs 1-9-0 But not exceeding Rs 3-12-0  
 Outstill area  
 Highest Rates of issue price areas shown in black figures  
 Feudatory States  
 Railway Lines



Issue price in Important towns.



Nagpur, Kamptee, Wardha, Arvi, Hinganghat, Pulgaon, Amraoti, Ellichpur, Paratwada, Badnera, Balgaon, Akola, Khamgaon, Shegaon, Malkapur, Yeotmal, Khandwa, Burhanpur and Jabalpur	23-2-0
Jalgaon, Jalamb, Nandura, Chandur and Birwa	21-14-0
Mangrul-pir and Basim	19-6-0
Mehkar and Chikhli	18-12-0
Bhandara, Gondia, Damoh and Raipur	18-2-0
Harda and Bilaspur	17-3-0
Chanda, Warora, Jubbulpore, Saugor, Khurai, Bina, Etawa, Khurai, Hoshangabad, Itarsi, Pachmarhi and Narsingpur	16-14-0
Gadarwara	15-10-0
Murwara and Drug	14-6-0
Balaghat	14-1-0
Seoni	12-8-0
Chhindwara, Bhatapara and Dhantari	11-14-0
Kutkumb	8-12-0
Mundla and Nainpur	7-8-0
Baihar	5-15-0



DIAGRAM  
SHOWING THE FLUCTUATION IN THE CONSUMPTION &  
REVENUE OF COUNTRY SPIRIT IN  
DIFFERENT AREAS OF THE C.P. & BERAR.



Consumption Revenue.

Reference Scale

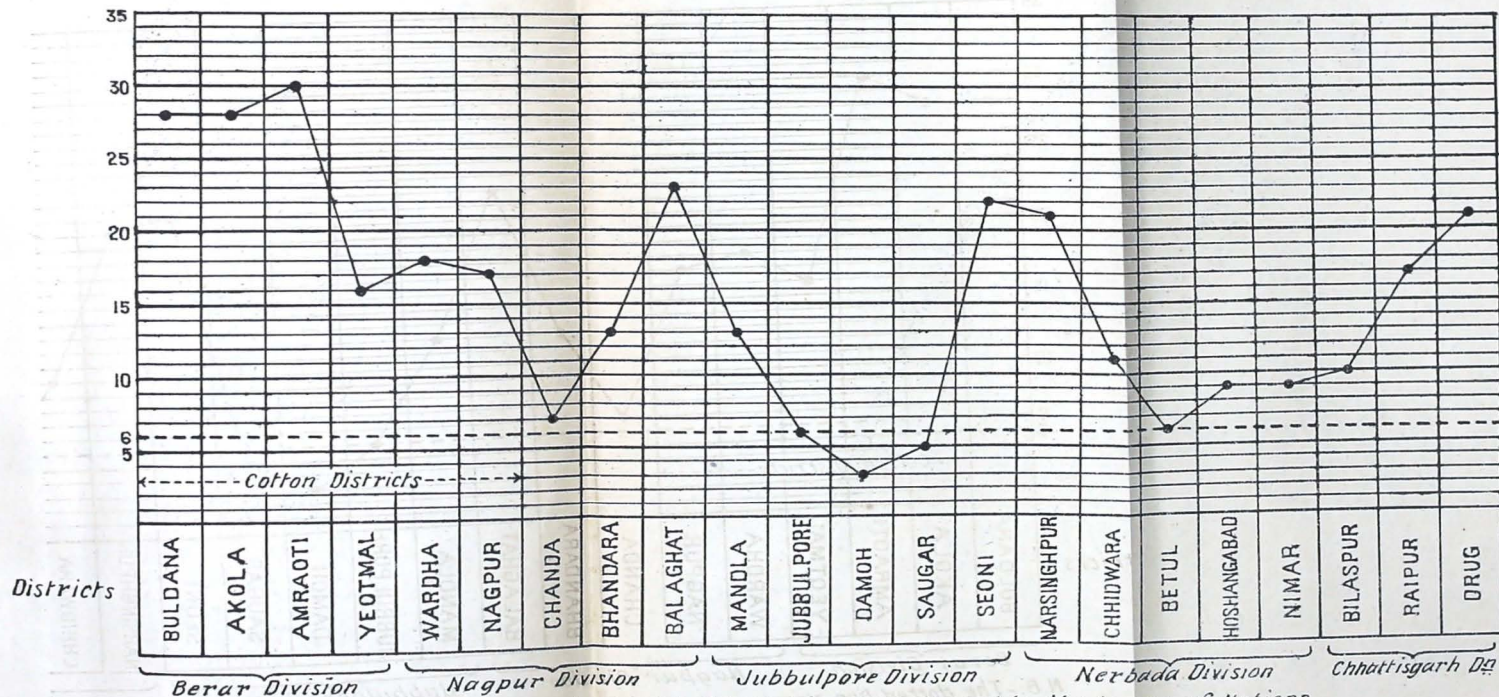
Consumption  0  
Revenue (c.s.)  0

One Small  = 10,000 P. G.  
Do  = 100,000 Rs.

N.B. The increase in consumption (Chhattisgarh & Plateau Districts) is partly due to the conversion of some outstill areas into the supply system, the statistics of which were not included in previous figures. A total area of 2769 square miles representing a consumption of probably 29433 P. Gallons has been converted from outstill to supply since 1919-20

Consumption per  
10,000 of population  
in Seers :-

GRAPH  
Showing the consumption of opium in Seers per 10,000 of population  
in  
The Districts of Central Provinces and Berar during the year 1929.



N.B.:- The dotted line represents the standard incidence (six seers) allowed by the League of Nations.

No. 377-321-XI.  
GOVERNMENT OF THE CENTRAL PROVINCES  
SEPARATE REVENUE DEPARTMENT.

---

*Nagpur, the 31st July 1930.*

READ—

Report on the Excise Administration of the Central Provinces and Berar for the calendar year 1929.

READ also—

The District Reports.

---

**RESOLUTION.**

---

The series of bad rabi crops in the northern districts continued in 1929 and, although the cotton crop was above normal, prices ruled low and the economic condition of the agricultural and labouring classes was not as satisfactory as it might be. There was moreover severe depression in the mining industry. A substantial fall in consumption of liquor and in excise revenue might therefore have been expected and would undoubtedly have occurred had it not been for the passing of the Child Marriage Restraint Act which was to come into force from 1st April 1930 which resulted in a much larger number of marriages and consequent demand for liquor. The net result was that the gross excise revenue rose from 122 lakhs in 1928 to 125 lakhs in 1929.

2. The total consumption of country spirit rose from 470,970 to 479,020 proof gallons but out of this 10,433 proof gallons were sold in the area newly brought under the contract supply system at the beginning of the year and, leaving this out of account, there was actually a small fall in consumption. There was also a satisfactory fall in the sales of opium and ganja of 1,455 and 3,201 seers respectively, which indicates that the high price of liquor is not driving people to take drugs in its place.

3. In pursuance of the restrictive policy of Government, 47 shops of country liquor, 16 of tari and 9 of foreign liquor were closed during the year and the issue

price of country spirit was further enhanced in 14 districts. The tari tree-tax was also raised from Rs. 6 to Rs. 7 in 4 out of the 7 districts in which it is in force. The price of both opium and ganja was enhanced by Rs. 5 per seer, and the number of retail vend shops reduced by 23 and 29 respectively. The working hours of opium and hemp drug shops which were from sunrise to 9 p.m. were curtailed to 10 a.m. to 9 p.m. in municipal areas and 10 a.m. to 8 p.m. in rural areas.

4. It is to be remembered, however, that as the measures taken by Government become more effective and the disparity between the cost of illicit production and that of the controlled articles becomes wider, the temptation to evade law increases while detection becomes more difficult. Thus cases of illicit distillation rose from 1,455 to 1,676 or nearly four times the figure of 1919-20 and 15 per cent above that of 1928. Offences relating to opium and hemp drugs also rose by 7 per cent to 2,162. The large figure of fines imposed for these offences (Rs. 97,000) shows that the magistracy is alive to the necessity for dealing adequately with excise crime and the rapid increase in crime in spite of punishment indicates that coercion alone will not solve the problem unless it is supported by a strong temperance movement. Government expects the co-operation of all interested in the welfare of the province in promoting a genuine temperance movement and hopes that advantage will be taken of the offer of financial assistance to *bona fide* temperance associations. Government observes with regret that no attempt has yet been made in this direction and no temperance association has been formed although the scheme has been in force for over a year. A temperance movement to be effective must be directed against both licit and illicit liquor as well as drugs and can obviously be best promoted by close co-operation between Government and social workers operating in harmony for the common cause. The advocacy of prohibition or temperance undertaken as a political measure and directed mainly against licit liquor and not against illicit liquor and drugs also, however well intentioned, must fail in its object and any attempts to achieve prohibition by compulsion, whether such compulsion is applied by Government or by public

organizations, are bound to be unsuccessful in the end. The policy followed by Government has undoubtedly made liquor and drugs more expensive and less accessible but much more rapid progress would be made towards the goal of prohibition if social reformers were to direct their energies to a proper organization of the temperance movement especially in the backward tracts of the province.

5. Mr. G. P. Burton was the Excise Commissioner up to the 12th January and Mr. G. C. F. Ramsden held the post from that date till the 20th October 1929 when Mr. C. F. Waterfall succeeded him and remained in charge till the end of the year under review. Government (Ministry of Excise) feels thankful to all these officers for their efficient administration of the department during the year. Government's appreciation is also due to Mr. McClenaghan for his interesting report.

---

ORDER.—Ordered that a copy of this resolution be submitted to the Government of India, Finance Department (Central Revenues), and that a copy be forwarded to the Excise Commissioner, Central Provinces, for information and guidance; also that it be published in the supplement to the *Central Provinces Gazette*.

By order of the Government  
(Ministry of Excise),

A. McDONALD,  
*Secretary to Government,  
Central Provinces.*



No. S-302-A.

FROM

H. E. ST. G. McCLENAGHAN, Esq., I.C.S.,  
EXCISE COMMISSIONER,  
*Central Provinces and Berar.*

TO

THE SECRETARY TO GOVERNMENT,  
SEPARATE REVENUE DEPARTMENT,  
*Central Provinces.*

*Pachmarhi, the 22nd April 1930.*

SIR,

I have the honour to submit the report on the Excise Administration of these Provinces for the calendar year 1929, together with the prescribed statements and the district reports.

I have the honour to be,

SIR,

Your most obedient servant,

H. E. McCLENAGHAN,  
*Excise Commissioner.*

[Maximum limit—30 pages.]  
**TABLE OF CONTENTS.**

**SECTION I.—INTRODUCTORY.**

PARA.	PAGE.
1. Character of season	... 1
2. Consumption and revenue	... 1
3. Temperance movements	... 2

**SECTION II.—GENERAL EXCISE REVENUE AND EXPENDITURE.**

4. Revenue (Statement I)	... 5
5. Arrears (Statement VI)	... 5
6. Expenditure (Statement II)	... 6
7. Buildings	... 7

**SECTION III.—COUNTRY SPIRIT.**

8. Consumption (Statement IV)	... 7
9. Incidence of consumption (Statement V)	... 9
10. Contract supply and outstill areas (Statement V)...	9
11. Revenue (Statement I)	... 9
12. Incidence of taxation (Statement V)	... 9
13. Bottled liquor	... 10
14. Advisory Committees	... 10
15. Number of shops (Statement III)	... 11
16. Drunkenness (Statement X)	... 11
17. Hours of sale	... 11
18. Border arrangements	... 12
19. Distilleries and warehouses	... 12

**SECTION IV.—TARI.**

20. Revenue and number of shops (Statements I and III)	... 13
21. Working of the tree-tax system	... 13
22. Retail rates	... 14
23. Consumption	... 14
24. Miscellaneous	... 14

**SECTION V.—FOREIGN LIQUOR AND DENATURED SPIRIT.**

25. Foreign liquor (Statements I, III, IV and XI)	... 15
26. Denatured and rectified spirits	... 16

**SECTION VI.—OPIUM.**

27. Consumption (Statement IV)	... 16
28. Number of shops (Statement III)	... 18
29. Revenue (Statement I)	... 18
30. Incidence of taxation (Statement V)	... 18
31. Madak	... 19

PARA.	PAGE.
<b>SECTION VII.—HEMP DRUGS AND COCAINE.</b>	
32. Revenue and taxation (Statements I and V) ...	19
33. Ganja ...	19
34. Consumption (Statement IV) ...	20
35. Number of shops (Statement III) ...	21
36. Bhang ...	21
37. Cocaine ...	21
<b>SECTION VIII.—EXCISE OFFENCES AND PROSECUTIONS.</b>	
38. Prosecutions and convictions (Statement VII) ...	21
39. Fines and rewards (Statement VII) ...	21
40. Disposal of departmental cases under Excise and Opium Acts ...	22
41. Offences relating to liquor-smuggling (Statement VII) ...	23
42. Illicit distillation (Statement VII) ...	23
43. Dilution and short measures ...	26
44. Offences relating to intoxicating drugs (Statement VII) ...	26
45. Offences under the Opium Act (Statement VII) ...	28
46. Theft of excisable articles ...	28
47. Assaults ...	29
<b>SECTION IX.—GENERAL ADMINISTRATION.</b>	
48. Changes ...	29
49. Excise Bureau ...	30
50. Touring of District Excise Officers and their assistants ...	30
51. Excise Training School ...	31
52. Changes and punishment among the staff ...	31
53. Headquarters staff ...	31
54. Work of the staff ...	32
<b>ANNEXURE, STATEMENTS AND GRAPHS.</b>	
<b>INDEX.</b>	
Annexure ...	ii
Statements ...	iii—lxv
Graphs ...	

# REPORT

ON THE

## EXCISE ADMINISTRATION OF THE CENTRAL PROVINCES AND BERAR FOR THE CALENDAR YEAR 1929.

### SECTION I.—INTRODUCTORY.

1. Economic conditions in the cotton districts of the province in the calendar year 1929 were on the whole fairly satisfactory. Harvests were in most places above normal, but the prices of cotton, the chief commercial crop, are still a long way below those of the bumper years after the War. The monsoon of 1928 was well distributed, but crops suffered in places from hail and untimely rains. The monsoon of 1929 was less satisfactory and a long break in August caused considerable anxiety. This was reflected at the Excise sales in 1929. The rice districts had, on the whole, a satisfactory year. Disaster overtook the northern districts for the third year in succession, as a heavy frost and an outbreak of rust wrought havoc in the rabi crops. But calculations based on economic conditions all over the province have been upset by the passing of Rai Sahib Harbilas Sarda's Child Marriage Restraint Act in the middle of the year. It is regrettable that the immediate effect of the passing of this beneficial measure was a large increase in the number of marriages contracted between children and consequently an increased demand for liquor for ceremonial occasions.

2. The total consumption of country spirit in the province in the calendar year 1929 was 4,79,020 [4,70,970]\* proof gallons. If allowance is made for the consumption (10,433 proof gallons) in the area newly brought under this system at the commencement of the year, there is a fall of 2,383

NOTE.—Throughout the report, the figures in rectangular brackets are those for the previous calendar year, 1928.

proof gallons as compared with 1928. The cotton and plateau districts both showed increases of 4,630 and 2,666 proof gallons, respectively. The northern and the Chhattisgarh districts showed falls of 4,877 and 4,802 proof gallons. The chief decreases occurred in the Jubbulpore and Raipur districts.

The position as regards opium and ganja consumption is even more encouraging. The issues of opium decreased by 1,455 seers. The cotton districts recorded a fall of 428 seers, the northern districts of 439 seers, the plateau districts of 339 seers and Chhattisgarh of 249 seers. Issues of ganja fell by 3,201 seers. The decrease was shared by each section of the province, the cotton districts registering a drop of 952 seers, the northern districts of 891 seers, the plateau districts of 832 seers and Chhattisgarh of 526 seers. The Jubbulpore district again showed the heaviest decrease (569 seers).

The gross revenue was Rs. 1,25,62,853 [Rs. 1,22,17,085], an increase of Rs. 3,45,768. The total revenue from country spirit rose by Rs. 3,35,102, from foreign liquor by Rs. 41,189, from opium by Rs. 11,481 and that from tari by Rs. 62,300. The revenue from hemp drugs fell by Rs. 64,574.

3. It is unfortunate that there are few signs of any Temperance movements. attempt to start a serious temperance movement on a permanent basis. A few Deputy Commissioners refer to isolated attempts by members of various castes to endeavour to improve their social position by giving up the use of liquor. The Deputy Commissioner of Damoh comments regretfully on the fact that, since the cessation of the sale of licit liquor there, no further public efforts have been made by leaders of opinion in the district to secure the social and moral improvement of the masses. He also mentions that he has noticed no effort to check the opium and hemp drug evil, which affects the richer as well as the poorer classes. Those who do lip-service to the cause of temperance almost invariably confine themselves to preaching total abstinence from country liquor, but rarely address themselves to the more dangerous narcotics, opium, ganja and charas. This is well exemplified by an anti-liquor movement in the Betul

district which has increased its range since the close of the year under report, and consequently it deserves more notice than its achievements in 1929 would merit. The promoters of this movement relied on the picketing of shops and the imposition of social boycotts on liquor contractors rather than on the power of precept and example. The picketing ceased to be peaceful in several places and cases of assault on consumers, as well as contractors, occurred, while in one village, a liquor shop was destroyed by fire. Besides the unfortunate effects of encouraging persons, mostly boys of tender years, to resort to violence to impose their wishes on their fellow-citizens, the Betul movement has led to an increase from 268 to 299 in the offences relating to liquor in that district, the biggest increase being as regards cases of illicit distillation, which rose from 146 to 164. And the figures as regards offences are probably less reliable, in the Betul district than elsewhere, as an indication of the prevalence of Excise crime, as the Excise staff have been treated with considerable hostility by some of them. They would be reformers and in no case did they receive their active co-operation. The Sub-Inspector stationed at Multai was actually assaulted when detecting a case of illicit distillation at Pattan, the headquarters of the anti-liquor movement. Other indications are not lacking that many supporters of the movement are bent on the prohibition of the use of licit liquor, but have no objection to the use of illicit liquor. It is unfortunate that the fanatical advocates of total prohibition of liquor in this province are not prepared to profit by the experience of other countries. They will not realize that attempts to secure the cessation of consumption of alcoholic beverages by compulsion alone, are bound to fail, whether the compulsion is applied by the Government of the day or by themselves and their organizations. Nor do they recognize the undesirable results which inevitably follow on the conversion of social evils into criminal offences, before the general public has learned to regard these evils in the same light as other breaches of the criminal law. The result is that such persons, in their well-meaning zeal to effect immediately the reforms which they desire, fail to recognize the progress that has been made and actually hinder progress by slipping into an attitude of hostility to Government.

It is with a view to directing the efforts of persons who honestly desire to assist Government in its policy of securing ultimately the prohibition of liquor that a set of rules have been framed to govern the payment of grants-in-aid to recognized associations. These rules were published in June last and are printed as Annexure "A" to this report. No applications for grants-in-aid have yet been received and no attempts to form such associations have yet been reported. It is, however, hoped that public spirited persons will come forward and finance the formation of such associations and that by the fixation of suitable fees for membership, etc., it will soon be unnecessary for them to appeal for assistance from the public revenues. The field for such temperance associations is a wide one. The policy followed in the last decade has undoubtedly made liquor and drugs more expensive and less accessible. This has had a beneficial effect, but it is doubtful whether the so-called "drinking classes" have yet taken to spending on the betterment of their families and themselves the surplus earnings which formerly disappeared in the liquor and drug shops. Admittedly liquor is now chiefly consumed on ceremonial occasions, but is it not possible to popularize cheaper and less harmful stimulants, whose use will not detract from the gaiety of such gatherings? A successful temperance movement must aim at the general improvement of the diet and general standard of living of those whom it intends to benefit. Here a temperance association might reasonably address itself amongst other things to seconding the efforts of the Agricultural Department to introduce good milch cows and to teach people how to care for and milk them properly, to use dried mahua as a cattle food and pitted mahua as a manure. Work of this type is laborious and never spectacular. It cannot be carried out entirely by public servants, although their assistance, may frequently be useful. The position has been fairly summed up in the following paragraph from a newspaper published in this province :—

"The work should not be left entirely to the State. Social reformers should also do their bit. It is an admitted fact that unless the people, especially in the backward parts of this province, are taught the value of

temperance by non-official agencies working in their midst, progress towards prohibition is bound to be slow. If some of the Members of our Legislative Council, instead of merely putting questions and moving resolutions in the Council and flattering themselves that they are thereby doing great public service, turn their attention to the people who are by habit and custom addicted to drink and try to prepare the ground, they would be doing useful work. The State should not neglect its duty, but non-officials should also remember their responsibility”.

## SECTION II.—GENERAL EXCISE REVENUE AND EXPENDITURE.

4. The gross revenue rose by 3 per cent to Rs. 125·63 [122·17] lakhs. It was however, 24 per cent short of the record revenue of Rs. 164·30 lakhs in 1925.

Revenue.  
(Statement I.)

The increase was chiefly due to a rise in license fees, which expanded to Rs. 52·07 [48·60] lakhs. The issue price receipts in spite of an enhancement in the issue prices of country spirit, opium, and ganja, were almost the same as in the previous year, *viz.*, Rs. 72·97 [73·00] lakhs. The revenue rose in 13 districts, fell in 7 districts, and was stationary in two districts. The cotton districts of Yeotmal (+ Rs. 2·02 lakhs), Nagpur (+ Rs. 82,000), Bhandara (+ Rs. 62,000) Wardha (+ Rs. 58,000) and Akola (+ Rs. 54,000), were responsible for the greatest increases. The most noticeable falls occurred in Jubbulpore (—Rs. 1·03 lakhs) and Balaghat (—Rs. 48,000). The former was affected by scarcity and the latter by a partial failure of crops and slump in the manganese trade.

5. The year opened with outstandings amounting to Rs. 37,669, out of which Rs. 14,441, were collected in 1929, and Rs. 14,533 were remitted or written off as irrecoverable, leaving a balance of Rs. 8,695. For the year 1929 itself, out of a total license fee demand of Rs. 49·15 lakhs, Rs. 27,567 or 0·5 per cent could not be collected. The arrears thus totalled Rs. 36,262, at the close of the year under report. Bhandara and Hoshang-

Arrears.  
(Statement VI.)



abad showed a clean slate, while Nagpur, Nimar, Drug and Amraoti cleared off their arrears in the early months of 1930. The districts responsible for large arrears were Jubbulpore (19,108), Saugor (7,623) and Bilaspur (5,883). Difficulty was experienced in collecting the demand in the northern districts affected by scarcity, and contractors were treated with leniency.

Collections were, on the whole, very satisfactory and reflect credit on the Deputy Commissioners, on whom rests the responsibility for co-ordinating the efforts of the Revenue and Excise staffs in this important work. But in some of the cases recently submitted for orders as to the remission of irrecoverable arrears, it has been apparent that the exercise of greater care by officers conducting auction sales would have saved much waste of time and labour, as well as actual financial loss to Government. The remedies seem to be the entrusting of verifications of solvency to officers not below the rank of Tahsildar and greater strictness in the conduct of auction sales.

6. The total expenditure, including the cost of  
 Expenditure. opium and drugs was reduced to  
 (Statement II.) Rs. 11,65,363, [Rs. 13,52,855]. Exclud-  
 ing the cost of opium, amounting to Rs. 4,41,492,  
 [Rs. 5,96,364] and of hemp drugs, amounting to  
 Rs. 12,804, [Rs. 24,542], the total expenditure was 7.11  
 [7.32] lakhs or 5½[6] per cent of the gross excise  
 revenue. All heads shared in the decrease except  
 'rewards' under which there was an increase of Rs. 4,803,  
 the bulk of which was spent in the Mandla and Chhind-  
 wara districts. There was a saving of Rs. 16,397 under  
 "Pay of Officers and Establishment" and of  
 Rs. 3,198 under "Allowances" as the post of the Dis-  
 tillery Expert was abolished during the year and as  
 vacancies caused by retirements and suspensions were  
 not filled. Expenditure on opium and drugs fell owing  
 to the reduction in the carry over of four to two months'  
 stock of opium and to a fall in consumption of these  
 articles. Thanks to special efforts on account of the  
 financial stringency, considerable economy was secured  
 under the heads "Contingencies" and "Supplies and  
 Services".

7. There was no allotment for major works. Also in view of the general financial stringency, <sup>Buildings.</sup> a large sum from the allotment for minor works was surrendered and no fresh minor works were taken up during the year under review. A sum of Rs. 6,463 [Rs. 20, 120] was expended on minor works. This was devoted to the completion of certain wells of which the construction had been commenced in the previous year and to various petty repairs to distillery and warehouse buildings.

Divisional Commissioners allotted a sum aggregating Rs. 19,907 [Rs. 38,313] for constructing residential quarters chiefly in Nerbudda and Berar Divisions. The standard design of quarters for Excise Sub-Inspectors has been improved and the approval of Government to these changes is awaited.

The question of transferring the distillery buildings at Kamptee either to the Agriculture or to the Education Department has been dropped. But it is hoped that some of these buildings will be used for locating a census office and that it will be possible eventually to dispose of the land and buildings either to an industrial concern or to a private dairying company. The disposal of the distillery building at Raipur has not yet been arranged.

### SECTION III.—COUNTRY SPIRIT.

8. The provincial consumption of country spirit <sup>Consumption.</sup> nominally rose to 4,79,020 [4,70,970]. <sup>(Statement IV.)</sup> Excluding the figure of 10,433 proof gallons consumed in area (the outstill consumption of which was not included in the statistics for the previous year) brought under the contract supply system consumption slightly declined to 4,68,587 [4,70,970] proof gallons. In the Central Provinces it decreased to 3,85,599 [3,93,086] while in Berar it rose to 82,988 [77,884]. It is apparent that, making allowances for variations due to differing local conditions, the year has shown some progress towards the goal of ultimate prohibition of country spirit. The various restrictions which have been introduced are dealt with in the subsequent paragraphs of this section. The effects of these restrictions are

reflected in a heavy drop in consumption and a rise in illicit distillation, as will be seen from the following comparative statistics :—

Area.	Consumption in proof gallons.		Number of illicit distillation cases detected.	
	1919-20.	1929.	1919-20.	1929.
Towns ...	2,49,788	59,554	...	57
More developed tracts with less facilities for illicit distillation.	2,88,845	39,342	8	150
Open and developed tracts with plenty of mahua trees and consequent facilities for illicit distillation.	5,23,801	1,06,794	124	539
More backward tracts where illicit distillation is prevalent.	4,07,443	2,73,330	315	920
Total ...	11,69,877	4,79,020	447	1,676

The decrease is really greater than is apparent because the figures for 1929 include the consumption in outstill areas, covering 2,769 square miles, which have been brought under the contract supply system since 1919-20, which has been chosen for purposes of comparison as being the last normal year before the introduction of the new policy. The statistics of 1919-20 did not include the outstill consumption. There are very serious difficulties and dangers involved in unduly accelerating the rate of progress. The chief difficulty is illicit distillation. The plateau districts abound in mahua trees and are inhabited by aborigines whose social habits and religious customs demand liquor. The control of the mahua crop is not feasible at present, without inflicting enormous hardship on both man and beast. Supplies are available throughout the province and consequently offences of illicit distillation, formerly unheard of in the towns and very rare in the well developed tracts are being encountered there with increasing frequency. Besides the difficulty of combating the substitution of illicit for licit liquor there is the danger of encouraging the use of narcotic drugs and methylated spirit. Although restrictions are placed on the use of drugs, it should be remembered that the province is peculiarly situated and its borders march for

long distances with Indian States in which liquor and drugs are sold more cheaply and from which they can easily be smuggled.

9. The incidence of country spirit consumption per 100 of the population rose slightly to 3.50 [3.45] proof gallons, owing to the increase of the contract supply area. Incidences of consumption. (Statement V.) In the Central Provinces, the incidence was 3.73 proof gallons and in Berar 2.70 proof gallons. Mandla had the highest incidence of 20.34 and next was Betul with 15.81 proof gallons. As compared with the incidence of 10.56 in 1919-20, the incidence of the year under report indicates a vast improvement.

10. Owing to the opening of the Nagri warehouse and the further extension of the contract supply system to an area of 1,052 square miles in the Raipur district on January 1st, 1929, the total area under outstills decreased to 4,928 [5,980] square miles. Outstills exist only in jungly portions of Chanda (1,151 square miles), Mandla (2,159 square miles), Raipur (1,333 square miles) and Drug (285) square miles. The total provincial area under the contract supply system was 94,948 [93,896] square miles. Contract supply and outstill areas. (Statement V.)

11. The receipts from country spirit rose to Rs. 63.96 [60.61] lakhs. The license fees expanded by 2.03 lakhs and duty receipts by 1.32 lakhs. The increase in licence fees was due to competition at the auctions and that in duty receipts was due partly to the enhancements of the issue prices and partly to increased consumption. Twelve districts shared in the rise. The most striking increases occurred in Yeotmal (Rs. 1.88 lakhs) and Bhandara (.49 lakhs). The fall was most noticeable in Jubbulpore in which the revenue declined from 3.95 to 3.49 lakhs. Revenue (Statement I.)

12. The incidence of taxation on country spirit per head of population was Re. 0-7-4 [0-7-0.] In the Central Provinces it averaged Re. 0-6-1 [0-6-0] and in Berar Re. 0-11-8 [0-10-6]. The highest incidence was in Yeotmal Rs. 1-2-9 and Betul (Re. 1-0-4) while the lowest was in Narsinghpur (Re. 0-0-11). The incidence of taxation per proof Incidence of taxation. (Statement V.)

gallon advanced to Rs. 13-2-8 [Rs. 12-10-10] of which Rs. 8-3-0 [8-0-9] was on account of duty and Rs. 4-15-8 [4-10-1] on account of license fees. The proportion of duty to license fee was thus 62 : 38 [63 : 37]. The incidence of total taxation in the Central Provinces was Rs. 10-3-8 while that in Berar was Rs. 27-3-0. The incidence was highest in Wardha (Rs. 31-6-8) and lowest in Mandla (Rs. 2-4-3).

13. The number of towns, in which country liquor Bottled liquor. was available in sealed bottles remained unchanged at thirty-five. As in the previous year all the shops in thirty-one of these towns were licensed for the exclusive sale of country liquor in sealed bottles. The total number of "sealed bottle" shops was 49 [52], four shops having been abolished and a "sealed bottle" shop substituted in one town for a "loose liquor" shop. In all 1,234,656 [1,346,147] bottles containing 40,084 [43,440] proof gallons were consumed. Of these, 7,32,016 were bottles of 3 drams and 5,02,640 of 6 drams. The Deputy Commissioners of Nagpur, Amraoti and Akola all report that facilities for drinking are in some cases provided at some distance from the licensed premises by license-holders and others. The Deputy Commissioner of Akola suggests that the Excise Act should be amended so as to punish persons providing "saloon" facilities. Under the present rules, licensees can be punished for giving such facilities. But it is usually very difficult to prove their connection with "saloons" and until public opinion condemns and is hostile to "saloon-keepers", special legislation to deal with them, even if it can be devised, would be difficult to implement effectively. Regarded as a temperance measure, the system may be said to be justifying itself as there has been a fall in consumption under the great majority of the shops licensed under it. And it is unquestionable that it is becoming increasingly popular with consumers, who appreciate the protection it affords against short measure and dilution.

14. The Urban and Rural Advisory Committees in the districts were consulted regarding the enhancement of issue prices, closure and opening of shops, fixation of prices, and other important local questions. In most cases the

members of the Committees endorsed the Deputy Commissioners' proposals. The suggestions made by the Committees were carefully considered and given effect to as far as practicable. For instance, 25 excise shops were closed in one district, ten liquor shops in another district, and issue prices were raised in another district. It is, however, regrettable that many non-official members of these Committees rarely display any interest in excise matters, throughout the year, and do not even study the problems placed before them at meetings of the Committees. Some districts even complain that non-official members have not taken the trouble to attend Committee meetings.

15. The number of country spirit shops was further reduced to 2,070 [2,117]. In all 62 shops were closed, while 15 shops were newly opened in Raipur, consequent on the reduction of the outfall area. The practice of closing excise shops on important festivals in municipal and notified areas and at tahsil headquarters was continued. In some districts shops in the vicinities of local fairs were kept closed during the fair. In municipal areas, each shop served on an average 12,181 [11,742] persons. Outside Municipal limits, under the contract supply system, there was one shop to 50.5 [49.1] square miles and 6,591 [6,570] persons. During the last decade a considerable reduction has been made in the number of shops, 1,455 shops being abolished.

16. There were 222 [254] convictions for drunkenness or 1.9 per 10,000 people. The figures vary with the activities of the Police and are not a reliable index of the increase or decrease in drunkenness. Nagpur heads the list with 106 cases, followed by Jubbulpore with 63. No other place reached double figures. Eleven districts reported no instances of drunkenness. It was nowhere found possible to bring the responsibility for cases of drunkenness home to any licensed vendor.

17. There was no change in the hours of sale fixed for opening and closing country spirit shops, that is, 10 a.m. to 9 p.m. in Municipal areas and 10 a.m. to 8 p.m. in rural areas. 104 [74] cases of sale during prohibited hours were

reported from 12 districts. The greatest activity in detecting such offences was shown in Yeotmal (28), Nagpur (12) and Raipur (10).

18. The agreement with the Indore Durbar for the supply of country spirit to the shops in the Kanapur Beria tract of the Nimar district from the Barwaha distillery was extended for a further period of one year from 1st October 1929. The existing border arrangements with neighbouring States worked satisfactorily. The opening of certain liquor and drug shops within the prohibited zones at Maroda in the Bastar State and Tekapur and Budhni in the Bhopal State were noticed during the year. Representations were made with the result that the shops at Tekapur have been closed by the Durbar. The question of the other shop is under correspondence.

19. There was no change in the personnel of the contractors at the four central distilleries at Katni, Akola, Seoni and Betul. Owing to the reduction in the issues which has occurred in recent years, the consumption is much below the production capacity of the distilleries. This involves the payment of higher prices per proof gallon than would be necessary if each distillery were working at its full capacity. Consequently proposals to close down two of the four distilleries are under examination. Again some warehouses do not now require their present number of vats. These vats were constructed to suit the high demand of the past. When the question of the closure of some of the existing distilleries is finally settled the vatting arrangements will have to be overhauled and reduced so as to suit the present limited demand.

The total issues from the distilleries during the year were :—

	Proof gallons.
Under-bond to warehouses within the province.	442,631
To retail vendors on payment of issue price.	39,112
To Native States on payment of duty ...	51
Total ...	<u>481,794</u>

Mahua was the only base used for the manufacture of country spirit and the average outturn per Bengal maund was 4.4 proof gallons as in the preceding year. The highest outturn was at the Betul distillery, *viz.*, 5.1 [4.9] proof gallons. The stocks at the warehouses were adequate and no complaints were received from retail vendors. Wastages were, on the whole, reasonable. The transit losses on consignments sent under bond were moderate and the reduced scale of wastages of this description worked satisfactorily. In one case, however, it was found necessary to impose a penalty-duty on one of the distillers. During the year the warehouse at Gadara-wara (Narsinghpur) was closed and the Damoh warehouse was only utilized for making issues of drugs. The new warehouse at Nagri in Raipur district commenced working from January 1st, 1929. Thus the number of warehouses (88) remained unchanged. The various combinations of warehouses worked well.

The warehouses at Katni and Akola deal also in Indian-Made Foreign Liquor. The former obtains its supply from the Rosa Distillery, while the latter manufactures it locally. Owing to a large carry over, no Indian-Made Foreign Liquor was manufactured at Akola during the year. The issues in the Province at tariff rates amounted to 4,362 proof gallons from Katni and 535 proof gallons from Akola. In addition, Akola exported 319 proof gallons under bond to Bombay.

#### SECTION IV.—TARI.

20. The revenue from tari increased to Rs 5.56 [4.94] lakhs, license fees contributing 3.83 [3.43] and tree-tax Rs. 1.73 [1.51] lakhs. (Statements I and III.) The rise is due to an increasing demand for tari as a result of the enhanced price of country spirit. All tari districts shared in the increase except Yeotmal (—Rs. 5,768) and Amraoti (—Rs. 4,933) where license fees fell owing to the unfavourable prospects at the auctions.

The number of tari shops was reduced to 354 [370]. No new shop was opened anywhere.

21. The tree-tax system continued to work satisfactorily. It is now in force in the districts of Nagpur, Wardha, Amraoti (except

Working of the tree-tax system.



Melghat ), Akola, Yeotmal, Chanda (with the exception of certain villages inhabited by Maria Gonds), and in the Sausar tahsil of Chhindwara. The tax was enhanced from Rs. 6 to Rs. 7 with effect from the 1st October 1929 in the Nagpur, Wardha, Amraoti, and Akola districts.

22. The retail prices of tari remained practically unchanged. They varied from annas two to four per bottle ( 8 drams ) in urban areas and from annas one to three in rural areas.

23. The consumption of tari rose to 10,54,588 [10,12,585] gallons. These figures are only an estimate, the accounts maintained by licensees being neither regular nor reliable. The principal increase occurred in Nagpur ( +38,197 gallons ) which is attributed to the disparity between the retail prices of country spirit and tari. The largest fall ( of 24, 502 gallons ) was in Yeotmal. This is said to be due chiefly to the mismanagement of some shops. The general increase can safely be attributed to a tendency to substitute tari for country liquor as a beverage. The alcoholic content of tari is less than a fifth of that of the mahua spirit generally retailed, to which it bears much the same relation as the ale brewed in the Nilgiris to whisky or brandy. Consequently a change of habit by substituting tari for mahua spirit, is an advance as regards the spread of temperance. But none the less it is desirable at the same time to check over-indulgence in tari. Since the adoption of the new country spirit policy in 1920-21, 107 tari shops have been abolished, the tree-tax has been raised by Rs. 5 per tree in important tari districts, the hours of sale have been curtailed, and shops are closed on the occasions of fairs and festivals.

24. In the Chanda district 242 [245] free tree tapping licences were granted. The concession was originally granted to meet the needs of the aboriginals and other backward people in the Trans-Wainganga tahsils. The executive instructions governing it referred, however, only to Maria Gonds, although persons of other castes and tribes were allowed to continue to enjoy the same privileges. In 1927, an effort was made to schedule the villages in which Maria Gonds are found and to restrict the concession to a single tree for each Maria Gond. These

measures caused a considerable amount of discontent. As Deputy Commissioner of Chanda, I made detailed enquiries on tour in the areas affected and came to the conclusion that the system required overhauling. Further enquiries were made, as a result of my report, by Messrs. Ramsden and Waterfall. The matter is now being thoroughly examined with regard to the practice followed in neighbouring areas by the Government of Madras and to the best measures for ensuring that these people are not deprived of what forms an essential article of their diet at present, but at the same time are prevented from injuring themselves by abuse of their special concessions. The orders of Government on this question will be obtained in due course.

#### SECTION V.—FOREIGN LIQUOR AND DENATURED SPIRIT.

25. The number of F. L. 1 licences (off) was reduced from 36 to 27. Similarly the number of F. L. 2 ("on") licences which was reduced from 8 to 3 in 1928 was further reduced to one in 1929. The only F. L. 2 licence was granted to a shop at Jubbulpore which sells no foreign liquor other than beer.

In Berar all 'off' licences were, as in the previous year, auctioned and licence fees rose from Rs. 31,980 to Rs. 37,925 or by 19 per cent. In the Central Provinces licence fees were assessed on the fee per bottle system except in Nagpur, Chanda, Hoshangabad (except Pachmarhi), Nimar and Raipur, where F. L. 1 (off) shops were for the first time disposed of by auction. As a result of the auction system, the licence fees in the Central Provinces rose to Rs. 1,50,062 [91,308], the bulk of which was contributed by Nagpur Rs. 1,04,441. The duty realized on Indian-made foreign spirit consumed in the Province amounted to Rs. 99,585 [Rs. 1,23,995]. The total foreign liquor revenue was Rs. 2,91,152. [Rs. 2,48,315] of which the Central Provinces accounted for Rs. 2,25,335 [Rs. 1,89,064] and Berar for Rs. 65,817 [Rs. 59,251]. The system of recovering duty on Indian-made beer in this province was introduced in September 1929 and Rs. 900 were realized.

The following table shows the consumption of foreign liquor compared with the previous year :—

	Imported.		Manufactured in India.	
	1929.	1928.	1929.	1928.
Spirit (proof gallons) ...	9,884	9,264	5,322	6,127
Wines (bulk gallons) ...	1,380	1,457	...	...
Beer (bulk gallons) ...	62,933	56,955	66,561	75,313

The restriction against the sale of cheaper brands of imported foreign spirits was removed under Government of India orders and minimum rates were fixed instead.

26. The number of licences issued for the sale of Denatured and rectified spirit. denatured spirit was 190 [184] and the quantity of spirit sold was 24,003 [22,908] bulk gallons. A marked increase in sales is noticeable in Bilaspur 1,098 [828], Akola 3,088 [2,185], Buldana 1,065 [690], and Yeotmal 1,111 [616]. The increase is generally ascribed to a more extensive use for industrial purposes and to the growing popularity of stoves and lamps burning kerosene oil or petrol under pressure: denatured spirit is usually required to light such stoves and lamps. In order to prevent the misuse of denatured spirit at railway stations instructions were issued to the Station Masters on the Great Indian Peninsula Railway and Bengal-Nagpur Railway systems to maintain in the prescribed form a correct account of their daily transactions with denatured spirit and to produce the accounts on demand for inspection by Officers of the Excise Department. In Nagpur town ten Mahars and in Wardha three Mahars were actually caught while consuming denatured spirit diluted with water. They were suitably dealt with.

The number of licences for the sale of rectified spirit remained unaltered, viz., 13. The consumption was 70 [91] gallons.

#### SECTION VI.—OPIUM.

27. The consumption of opium, excluding issues to the Feudatory States, fell by 1,455 Consumption. (See para IV) seers to 22,037 [23,492] seers. The issues to the states declined to 2,832 [3,485] seers. The consumption was again the lowest on record and that of

Berar continued to be a little more than half that of the Central Provinces. Apart from economic factors affecting all excisable articles, the decrease in consumption can be attributed to—

- (a) a rise in retail selling prices owing to the enhancement of the issue price to Rs. 90 [Rs. 85],
- (b) the closure of 23 [58] shops,
- (c) the curtailment of the hours of sale.

The decrease is shared by all districts except Yeotmal, Seoni and Chanda where consumption increased by 53, 33 and 6 seers respectively. The increase in Yeotmal is attributed to increasing prosperity, while in Seoni a reduction in retail rates, due to competition after the break up of a vend monopoly, accounts for the increase. There was a striking fall of 439 seers or 19 per cent in the five northern districts, Jubbulpore alone accounting for a decrease of 252 seers.

The provincial consumption of opium has been substantially reduced by 15,464 seers or 41 per cent during the last decade, 22,037 seers being consumed in 1929 as against 37,501 seers in 1920-21. The consumption which averaged 38 seers per 10,000 people 20 years ago was only 16 seers in the year under report. The following restrictions have been imposed during the last ten years :—

- (1) Enhancement of taxation, the issue price being raised from Rs. 45 to Rs. 90 per seer and licence fees having advanced from Rs. 11,75,084 to Rs. 15,97,000.
- (2) Closure of 216 shops.
- (3) Curtailment of hours of sale.
- (4) Reduction in the limits of possession of opium and madak.
- (5) Raising of the age limit of persons purchasing opium.
- (6) Enforcement of the Opium Smoking Act.

The reports of the Opium Enquiry Committees, referred to in last year's report, will be discussed at an All-India Conference. It is hoped that as a result of this Conference and the bringing into effect of the Dangerous Drugs Act, further measures for reducing the consumption of opium to healthy limits will be possible. But the position of these provinces, surrounded as they are by

other administrations, whose issue price and retail rates are much lower, must continue to be difficult, unless the present efforts to reduce consumption are supplemented by effective propaganda by recognized temperance societies. Good work is being done at the various Infant Welfare Centres in teaching mothers the evil of doping their children with this drug and, by instructing them in better methods of nursing and caring for infants, rendering "doping" unnecessary. The propaganda by the Public Health Department and the lectures by Assistant Medical Officers on bazaar days are all helping in combating this practice. A graph showing the consumption of all districts is appended. The comparatively high consumption in (a) the cotton districts, (b) Chhattisgarh and Balaghat and (c) the districts of Seoni and Narsinghpur is easily noticeable, but not so easy to explain: at any rate as far as the last two groups are concerned.

28. The number of opium shops was further reduced to 853 [876]. The principal reductions were in Balaghat (4), Bhandara (3), Jubbulpore (3), and Chhindwara (3). Each shop served on an average 16,309 [15,881] persons in an area of 117 [114] square miles. During the last five years 162 opium shops have been abolished.

29. The revenue from opium declined to 38.24 [38.53] lakhs. Licence fees slightly rose to 15.97 [15.76] lakhs, while the issue price receipts fell to 22.27 [22.77] owing to decreased consumption. The Feudatory States contributed Rs. 40,000 less than in the previous year. In Berar the revenue was practically stationary at 12.79 [12.77] lakhs and in the Central Provinces it contracted to 25.45 [25.76] lakhs. No district showed any remarkable fluctuation except Jubbulpore, in which the revenue fell by 13 per cent.

30. The incidence of taxation on opium rose to Rs. 162-7-10 [152-1-9] per seer, the incidence of licence fees being Rs. 72-7-10 [67-1-9] and the issue price Rs. 90 [85]. The incidence in the Central Provinces was Rs. 161-11-4 and that in Berar Rs. 163-14-11. The highest incidence was in Nagpur (Rs. 185-13-9) and the lowest in Narsinghpur (Rs. 134-4-5).

31. The number of madak smokers returned during the year was 14,149 [14,317], of which Madak. 12,281 were in the Central Provinces and 1,868 in Berar. This is only a rough enumeration, and not the result of an accurate or formal census. The districts with a large number of smokers are Narsinghpur (2,256), Raipur (2,076), Balaghat (1,561), Amraoti (1,063), Bilaspur (906), and Drug (849). The Opium Smoking Act came into force in the middle of the year under report and more than 400 persons were prosecuted for smoking in company. Most of the punishments inflicted have erred on the side of leniency and if the Act is to be fully operative inside three years, it seems necessary that sentences of imprisonment should now be imposed as a matter of course on persons in whose houses madak smoking is proved to have occurred. It is too early to form any definite opinion as to the effect of the Act on opium smokers.

#### SECTION VII.—HEMP DRUGS AND COCAINE.

32. The total receipts from ganja and bhang Revenue and taxation. decreased to Rs. 14·37 [15·04] lakhs, (Statements I and V.) Licence fees rose slightly to 5·61 [5·44] lakhs while issue price receipts, with a decline in consumption, fell to Rs. 8·76 [9·60] lakhs, notwithstanding the raising of the issue price by Rs. 5 per seer. The bulk of the decrease (Rs. 51,000), occurred in the five northern districts particularly in Jubbulpore, due partly, to scarcity and partly to smuggling of charas. The Deputy Commissioner, Jubbulpore, estimates the loss of revenue due to the smuggling of charas at approximately quarter of a lakh of rupees. There was a striking fall of Rs. 17,000 in Balaghat due to decreased consumption.

The average taxation per seer was Rs. 81-11-11 [72-15-8]. It was Rs. 81-1-10 [Rs. 72-10-1] in the Central Provinces and Rs. 83-4-4 [Rs. 74-0-3] in Berar. The highest incidence was in Bhandara, Rs. 101-11-4, and the lowest in Drug, Rs. 71-12-4.

33. Ganja cultivators combined as in the previous year and demanded a high rate, Ganja. Rs. 1-4-0 per seer. Eventually they accepted a rate of Re. 0-15-0 [Rs. 1-0-6] per seer of cleaned ganja. Cultivation was confined to five villages of the Khandwa tahsil, viz., Badgaon, Tigharia,

Panjharia, Korgallan and Digras. The total area sown was 90·95 [54·08] acres for ganja and 1·00 [1·09] acres for seed. 3·97 [1·91] acres were sown with Almora seed and the rest with local seed. The outturn of uncleaned ganja was 1,159 maunds and 17 seers [675 maunds and 1 seer], the average yield per acre being 12 maunds and 39 seers from local seed and 7 maunds and 35 seers from Almora seed. The stock in the Storehouse at the beginning of the year was 536 maunds and 38 seers [469 maunds and 7 seers] and 677 maunds and 32 seers of uncleaned ganja [1,454 maunds and 6 seers] were received during the year. 403 maunds and 6 seers of cleaned ganja [495 maunds and 39 seers] were issued to the warehouses in the province.

The quantity of bhang imported from Hoshiarpur in the Punjab was 41 maunds [53 maunds] and 47 maunds and 13 seers [45 maunds and 1 seer] were issued to warehouses.

34. The consumption of ganja, which was the lowest on record in the previous year, declined further to 15,396 [18,597] seers in the khalsa area and to 865 [1,337] seers in the Feudatory States. The decrease was due to a rise in the issue price by Rs. 5 per seer and in license fees by 3 per cent, the closure of 29 shops, the adverse economic conditions in the northern districts, the smuggling of charas and ganja, and the curtailment of the hours of sale. All districts shared in the decrease except Yeotmal, where the consumption was almost stationary. The fall was most noticeable in Jubulpore (–569 seers), Balaghat (–402 seers), Bilaspur (–257 seers), and Nagpur (–236 seers). Smuggling of charas is largely responsible for the heavy fall in Jubulpore and Nagpur. In Balaghat, the fall is explained as chiefly due to depression in the manganese trade and poor crops. In Bilaspur, it is said to be due to high retail prices and the mismanagement of certain shops. The efforts to curtail consumption by increasing taxation and reducing the number of shops are to some extent negatived by the smuggling of the cheaper ganja from the adjoining Indian States and charas from the United Provinces, the Punjab and some of the adjoining States. The incidence of consumption per 10,000 persons declined to 11 [13] seers.

Consumption.  
(Statement IV.)

35. The number of ganja shops was further reduced to 739 [768], twenty-six shops being closed in the Central Provinces and three in Berar. The principal reductions were made in Balaghat (8) and Chhindwara (4). No new shop was opened anywhere. Each shop supplied on an average 135·2 [132·0] square miles and 18,825 [18,115] persons. During the last quinquennium 265 shops have been abolished.

36. The consumption of bhang was 2,019 [1,783] seers. The only districts which showed marked fluctuations were Nagpur (+206), Wardha (+89), and Amraoti (-62). The issue price was Rs. 7 which has been raised to Rs. 9 with effect from the 1st January 1930. The number of shops was reduced by one to 51.

37. Thirteen licenses (11) for the sale of cocaine for medical purposes were issued in six districts. The quantity consumed was 3,884 [3,017] grains. The cocaine habit does not seem to have been developed anywhere in the province, but the staff is on the alert for cases of smuggling, both by road and railway.

#### SECTION.—VIII—EXCISE OFFENCES AND PROSECUTIONS.

38. The number of persons prosecuted under the Excise, opium, and opium smoking Acts rose to 3,952 [3,016]. The increase occurred mainly under madak, illicit distillation, and hemp drug offences. In the Central Provinces, prosecutions totalled 3,241 [2,606] and in Berar 711 [410]. Offences increased in 18 districts, the largest contributions being made by Chhindwara (517), Mandla (396), Yeotmal (294), Raipur (276), Nagpur (246), and Betul (203). The districts responsible for a marked drop were Balaghat 173 [213] and Seoni 40 [53].

The percentage of convictions to prosecutions was 83 [88]. It was highest in Balaghat (96) and lowest in Wardha (73).

39. The total amount of fines advanced to Rs. 97,540 [84,600], Chhindwara again tops the list with Rs. 15,824 [13,035]. Next



comes Mandla with Rs. 10,439, and then Betul with Rs. 7,601 and Nagpur with Rs. 6,375. The average fine per head was Rs. 33 [39]. The decline was due to the fact that a number of petty fines were imposed in cases under the Opium Smoking Act. The number of persons imprisoned fell to 351 [373] inspite of the large number of convictions. Despite the increase in the number of persons convicted in Chhindwara, (445 as against 320) and Mandla (325 as against 190) the number of persons sentenced to imprisonment was five [12] and three [one] respectively. The District Magistrates of both districts have pointed out to the magistrates concerned that their sentences in some cases have been inadequate. Similar action was taken by the District Magistrates of Akola, Amraoti and Hoshangabad. The District Magistrate of Akola was also obliged to point out to an Appellate court the unsuitability of reducing sentences of imprisonment to those of fine only in certain bad illicit distillation cases. He also was obliged to move the Court of the Judicial Commissioner for the enhancement of two very small sentences of fine in an important ganja smuggling case.

The amount distributed as rewards rose to Rs. 41,528 [Rs. 36,725] and this represents 43 per cent of the amount recovered in fines. A third of this sum Rs. 14,669 [Rs. 12,113] was paid to the Excise staff, Rs. 12,532 [Rs. 12,580] to informers and Rs. 14,327 [Rs. 12,032] to the Police and others who helped in detection work. Rewards are not paid in petty criminal cases, or in cases relating to breaches of license conditions by licensees. They are granted only in deserving cases for useful information or help, or to compensate officers for expenses incurred by them, or in appreciation of exceptional hardship, conspicuous energy or courage.

40. The departmental cases declined to 3,749 [4,116] and the amount of composition or penalties to Rs. 54,885 [Rs. 53,686]. The average per case was Rs. 14-10-0 [Rs. 14-4-0]. The decrease occurred mainly under the head 'Delay in payment of license fees', Rs. 1,213 [Rs. 1,507]. Apart from this technical offence, the commonest offences were non-maintenance or falsification of accounts (418), closure of shops (330), dilution (298), and short measure or weight (246). Excluding the cases of unpunctuality,

the districts showing a marked decrease were Chanda 166 [240], and Drug 188 [174]. In the latter district the fall is attributed to heavy punishments imposed in the previous year.

41. The number of cases of smuggling of liquor decreased to 306 [338], of which 147 <sup>Offences relating to liquor smuggling.</sup> [187] related to smuggling from foreign territory and 159 [151] from out-stills and low duty areas. In the majority of these cases the quantity smuggled was small. There was a noticeable fall in the detection of smuggling from foreign territory in Bilaspur and Balaghat, 45 [81] cases being caught in Bilaspur and no case [8] in Balaghat. An unusually large number of cases had been detected in Bilaspur in the previous year. It is very strange that as in the preceding year not a single case of this kind of smuggling was detected in Narsinghpur and Damoh, while 24 [24] cases were caught in the neighbouring districts of Jubbulpore, Saugor, Hoshangabad and Nimar which also border on Indian States. The districts responsible for a marked decline in the cases of smuggling from low duty areas were Balaghat 3 [12], Nagpur 5 [15] and Yeotmal 6 [15]. The statistics vary with the activities of the staff. Commendable energy was shown in Chhindwara where 24 [8] cases involving 78 gallons were brought to light.

42. The number of illicit distillation cases rose to 1,676 [1,455]. There was an all round <sup>Illicit distillation.</sup> increase in the different parts of the province. The six plateau districts (including Bhandara and Balaghat), in which the crime is most prevalent, provided 1,076 [919] cases or 65 per cent of the provincial total. Chhindwara as usual headed the list with 424 [343] cases. Berar was responsible for 272 [181] cases the bulk of which, namely, 143 came from Yeotmal. Adding the figures of the remaining four cotton districts, including Chanda, the cotton districts returned 480 [435] cases. Chhattisgarh reported 66 [53] cases. Of the five northern districts not a single case was detected in Damoh or Narsinghpur, while Jubbulpore, Hoshangabad and Saugor contributed 42 [34], 9 [13], and 3 [nil] respectively. In the mining areas of Nagpur, Chanda, Chhindwara, and Jubbulpore, 18 [2], 14 [nil], 6 [20], and 3 [nil] cases, respectively were detected. Of

these only the Chanda cases actually occurred in a mining camp. There was a noticeable fall in detection in Balaghat 112 [159] and Chanda 106 [149]. The decrease in the former is reported to be due to the failure of the mahua crop and to the deterrent punishments awarded in the previous year. The latter reason is also given for the drop in the number of cases in the Chanda district.

There is no doubt that the restrictive measures have led to a considerable increase in illicit distillation. In the quinquennium ending 1920-21 the average number of such cases annually was 471. In the last quinquennium the figures have been as follows :—

1925	...	2,340
1926	...	1,931
1927	...	1,405
1928	...	1,455
1929	...	1,676

The figures for 1925 and 1926 were swollen by the determined efforts made to combat illicit distillation in the mining areas, where the spread of this practice had led to a general lawlessness. Again these figures are not a reliable index of the extent to which illicit distillation is practised, as success in detection varies directly with the energy of the Excise staff and the interest displayed by District and Sub-divisional Magistrates and Police officers in checking this form of crime in their respective charges. All the district reports lay stress on the increasing difficulty in detecting illicit distillation cases. For the most part, organized illicit distillation is only carried on in shady river beds and on inaccessible and well-wooded hills, where the approach of outsiders is easily detected by watchers and where prompt destruction or concealment of apparatus is possible. Detection under such circumstances involves considerable efforts on the part of the Excise and Police staffs. Another distressing feature is the fact that illicit distillation is now being secretly practised in towns. In the towns of Chhindwara, Jubbulpore, Nagpur and Gondia, nine, seven, five and four cases, respectively, were detected, while isolated cases came to notice in other towns in the northern and the cotton districts. There is so far no evidence to show that the example of other countries is being followed in the building up of definite criminal organizations which

rely on the large profits from the manufacture and retailing of illicit liquor to provide them with funds. But it seems probable that this development will soon occur, unless effective steps to check distillation are taken. The most suitable deterrent is undoubtedly the award of sentences of imprisonment in all cases where illicit distillation is practised in towns or amongst advanced communities, such as are found in well-to-do villages in Berar. Similar sentences seem necessary in backward areas where the manufacture of illicit liquor is being conducted on a commercial scale, whether by aboriginals or others. There is ample evidence to show that in many tracts whole village communities are aware of and profit by illicit distillation in their midst and that when cases are detected, collections are made to defray fines and court expenses and care is taken to see that persons once convicted are not exposed to the risk of a second conviction for a considerable period. In such cases village officers are usually implicated but the punishments awarded to them under the Land Revenue Act have little deterrent effect. The fear of a substantial sentence of imprisonment would, however frequently prevent the formation of such combinations for the manufacture, sale and consumption of illicit liquor. It is, however, a matter of great difficulty to persuade subordinate magistrates and even appellate courts to distinguish between cases of this type and cases of petty illicit distillation where a member of an aboriginal tribe is detected distilling liquor for the use of his household or for a ceremonial occasion. The Deputy Commissioner, Nimar, has commented unfavourably on the tendency noticed by him in his district to inflict substantive sentences of imprisonment on Banjaras, Korkus and other backward tribes. He suggests that it is both undesirable and inequitable to expose such persons to the inevitable contamination of jail life, except when dealing with persons with one or more previous convictions or in specially aggravated cases. The general experience of Excise officers who have secured most success in dealing with this form of crime seems to be that the best method of dealing with petty isolated cases of illicit distillation is either the imposition of reasonable fines, or better still, where the authority of village headmen and other important members of the tribe is considerable, the release of the offender under section 562,

Criminal Procedure Code, after interesting a number of the leading persons in his village in his future conduct by inducing them to stand as his sureties for small amounts. The insistence on the use of greater discrimination in the imposition of sentences should lead to a great reduction in offences of illicit distillation. This can perhaps be more easily secured if cases of illicit distillation in backward areas and other petty excise and opium offences are put up for trial by first class magistrates invested with summary powers. Should the magistrate discover that the case is one in which a sentence of more than three months' imprisonment is desirable or which presents features of unusual complexity, it would always be open to him to try the case regularly himself or to transfer it for regular trial to one of the magistrates subordinate to him. The use of the summary procedure is greatly appreciated by aboriginals, especially in the busy monsoon months, while it also saves members of the Excise staff from having to waste time at headquarters, when they would be better employed on tour.

43. The number of dilution cases were 298 [300]

Dilution and short and those of short measure 137 [130].  
measures.

A case of adulteration of tari was detected in Nagpur in which soapnuts were used to create foam and *nux vomica* to increase intoxication. Good detection was done in Bhandara, Chanda, Mandla and Yeotmal in which the total number of offences of this kind were 42 [40], 41 [34], 40 [29], 37 [28], respectively. The fall was noticeable in Akola in which only 7 [17] cases were caught.

44. The number of offences relating to hemp drugs

rose to 832 [746], of which 501 [446]  
were breaches of license conditions.  
Offences relating to intoxicating drugs.  
(Statement VII.)

There were 25 [47] cases of illegal cultivation of ganja plants. Cases of smuggling and possession of ganja in excess of the legal limit totalled 77 [83]. In the northern districts ganja is smuggled from the Central India States while in the eastern and western districts Baluchar and Ahmadnagar ganja find their way respectively. This is due to the higher price of our ganja and its inferior narcotic power. The total quantity of ganja seized was 7 seers [nearly 15 seers] and that of bhang 3 [2] seers. The number of charas cases rose to 186 [145]. These occurred in twelve of the

Central Provinces districts and in one Berar district. The largest number of cases were brought to light in Jubbulpore 63 [43], Nagpur 48 [34], Saugor 27 [24] and Hoshangabad 17 [12], Nagpur and Jubbulpore cities are the chief centres for illicit traffic in charas. The Deputy Commissioner, Nagpur, reports that charas habit shows signs of spreading in the interior. The Deputy Commissioner, Jubbulpore, remarks "It is such a lucrative business that the trade is spreading in all directions and among all communities. The drug can be purchased at prices ranging from Rs. 80 to Rs. 120 a seer and retailed in Jubbulpore and Murwara at anything from Rs. 160 to Rs. 200 a seer. Charas is 4 to 5 times stronger than ganja and is therefore proportionately cheaper. This illicit trade in charas is causing a considerable loss of revenue and it is very doubtful whether it will ever be completely stamped out so long as it is not a prohibited drug on the other side of the border." He then says in conclusion that the time has come to consider whether charas shops should be reopened. The total prohibition of charas has undoubtedly given a serious stimulus to the smuggling of this drug. We are further handicapped by the comparatively low narcotic power of our locally produced ganja. The reopening of charas shops at present seems undesirable. But it appears that the limit of safety has been reached and that any further enhancement in the issue price of ganja will require serious consideration. Efforts are, at the same time, being made to prevent smuggling in co-operation with the Excise authorities of the United Provinces and the Rewa State. It is hoped that a greater measure of inter-provincial co-operation will soon be secured in dealing with the smuggling of all dangerous drugs. That there is a close connection between smugglers of charas into this province with the wider smuggling organizations known to exist has yet to be established definitely. But the harm done by the smuggling of charas and the loss of revenue already incurred indicate that the setting up of a more elaborate centralised intelligence organization than exists at present will quickly justify itself. The total quantity of charas seized was 14 seers and 29 tolas of which 8 seers were seized in Jubbulpore, 3 seers and 24 tolas in Saugor, 2 seers and 46 tolas in Nagpur and the rest in small quantities in ten districts.

45. The number of offences under the Opium Act and the Opium Smoking Act rose to 1,330 [1,263]. The increase was due to the Opium Smoking Act which came into force in the Central Provinces from June 1st, and in Berar from July 1st. Of these offences, 789 [828] were breaches of rules by licensed vendors. Madak cases rose to 218 [72], of which 183 were detected in the Central Provinces and 35 in Berar. Commendable activity was shown in Raipur where 43 [9] cases were brought to light. The other districts which contributed a fairly large number were Narsinghpur 20 [2], Bilaspur 17 [7], Nagpur 16 [15] and Mandla 15 [4]. The Narsinghpur district is the chief opium smoking district of the province and the results there and in the Balaghat district (9 cases) indicate that much greater activity is required on the part of the Excise staff in these districts. Offences relating to the sale of treasury opium numbered 36 [38] and those relating to possession in excess of the legal limit declined to 198 [248]. A marked fall occurred in Drug 12 [34] and Yeotmal 9 [18]. The Deputy Commissioner of Drug explains that the decrease was due to consumers being accustomed to the reduced limit of half a tola. A case of illegal cultivation of 53 poppy plants was detected in Akola. The accused was convicted and fined Rs. 55. The number of offences of smuggling rose to 87 [71]. The principal contributions were made by Hoshangabad 24 [20], Saugor 19 [9], and Nimar 16 [24]. A large quantity of contraband opium amounting to 3 maunds and 22 seers [2 maunds and 7 seers] was seized, the bulk of which, 2 maunds and 26 seers was seized in Nimar and 31½ seers in Saugor. Most of this smuggled opium was seized while in transit through this province for Calcutta and other places. There does not appear to be any organized smuggling on a considerable scale for consumption in this province beyond imports in small quantities from the Central India States.

46. Twenty-two [23] cases of theft of excisable articles were reported from 12 [12] districts. Some 21 gallons of country spirit, 1½ seers of opium, and 1½ seers of ganja were stolen. Forty drams of liquor is alleged to have been stolen by the warehouse writer and the coolie from the Hoshangabad warehouse. The case is under trial. The

other cases were ordinary thefts from licensed premises. No offender was caught in any of these cases.

47. Eleven [16] districts report 16 [8] cases of assault on Excise Officers. In Balaghat, an Excise Sub-Inspector was severely beaten while detecting an illicit distillation case. Fourteen persons were convicted and sentenced to various terms of imprisonment, but in appeal 8 persons were acquitted. In Betul, an Excise Sub-Inspector received slight injuries from an accused arrested for illicit distillation. The latter was convicted and sentenced to four months' rigorous imprisonment. In Bilaspur, three Excise Sub-Inspectors and two peons were assaulted in the course of raids on illicit distillers and smugglers. One Sub-Inspector received severe injuries. 13 persons were prosecuted of whom 11 were sentenced to eight months' rigorous imprisonment each. In Amraoti two Excise Sub-Inspectors and one Police Sub-Inspector were assaulted and deprived of the seized property. Six persons were prosecuted and each was sentenced to one year's rigorous imprisonment.

#### SECTION IX.—GENERAL ADMINISTRATION.

48. The principal changes in the excise administration during the year were:—

##### (1) COUNTRY SPIRIT.

(1) An area comprising 1,052 square miles under the out-still system in the Gariaband and Dhamtari Excise circles of the Raipur district was brought under the supply system.

(2) The issue price was further raised in portions of 14 districts.

(3) The supply of 45° U. P. liquor to the mining area shops of the Nagpur and Bhandara districts; three shops of the Buldana district on the Hyderabad border and two shops of the Chandrapur circle of the Bilaspur district, was discontinued.

(4) Forty-seven shops for the sale of country spirit were closed.

(5) A new warehouse was opened at Nagri in the Raipur district and the warehouse at Gadarwara in the Narsinghpur district was closed.



## (2) TARI.

(1) The tree-tax was raised to Rs. 7 [Rs. 6] per tree in the Nagpur, Wardha, Amraoti and Akola districts from the 1st October 1929.

(2) Sixteen shops for the sale of tari were abolished.

## (3) FOREIGN LIQUOR.

(1) The F. L. 1 ("off") licenses for Nagpur, Kamptee, Chanda, Itarsi, Raipur and Khandwa were disposed of by auction at the annual sales.

(2) The number of F. L. 1 ("off") licenses was further reduced to 27 [36].

(3) The F. L. 2 ("on") license at Pachmarhi was not renewed, and the only license of this type still in force is one for the sale of beer only at Jubbulpore.

(4) The restriction on the sale of cheaper brands was removed and minimum prices were fixed instead.

## (4) OPIUM AND HEMP DRUGS.

(1) The rate of issue price of opium and ganja was enhanced to Rs. 90 [Rs. 85] and Rs. 55 [Rs. 50] per seer, respectively.

(2) The working hours of shops were curtailed to 10 a. m. to 9 p. m. in municipal areas and 10 a. m. to 8 p. m. in rural areas, instead of being from sunrise to 9 p. m.

(3) The number of shops for the retail vend of opium, ganja, and bhang was reduced to 853 [876], 739 [768] and 51 [52], respectively.

(4) The Central Provinces Opium Smoking Act, 1929 (IV of 1929), came into force with effect from the 1st June and 1st July 1929 in the Central Provinces and Berar, respectively, except as regards the provisions of section 7.

49. The Excise Intelligence Bureau, in charge of the Superintendent, Excise Crime, continued to perform its usual functions of collecting and disseminating information regarding excise crime. The Excise Supplement to the "Criminal Intelligence Gazette" was regularly published.

50. Adequate touring was done by all District Excise Officers except Messrs. Thipthorpe (Seoni) and Jachak (Drug). Both these officers were handicapped to

Touring of District  
Excise Officers and  
assistants.

some extent by poor health. All Assistant District Excise Officers toured sufficiently

51. A session of the Training School was held from Excise Training School. November 1st, 1928 to March 11th, 1929. Thirteen candidates were selected for training but only twelve probationers joined the class and completed their training. The standard of the recruits was fair. The rules governing selections for the Training School have been revised and it is hoped that the institution of District Selection Committees will eventually lead to an improvement in the type of recruit obtained.

52. A District Excise Officer who was convicted for Changes and punishment among the staff. receiving illegal gratification was dismissed. An officiating Inspector who was also charged for the same offence but who had absconded surrendered himself and was convicted. Four Inspectors retired and one Inspector was placed under suspension pending a departmental enquiry. Six Sub-Inspectors died and six retired during the year under report. One was dismissed for making false entries in his diary and one resigned. Two were suspended and two were reinstated.

53. The following officers held Headquarters staff. charge of the department during the year:—

Excise Commissioner.	From	To
Mr. G. P. Burton ...	January 1st, 1929 ...	January 12th, 1929.
Mr. G. C. F. Ramsden	January 12th, 1929	October 20th, 1929.
Mr. C. F. Watertall ...	October 24th, 1929	December 31st, 1929.

Mr. Ramsden spent 79 days on tour and inspected 14 district excise offices, two distilleries, twenty-three warehouses and one ganja store house. Mr. Waterfall spent 29 days on tour and inspected eight district excise offices, one distillery and eight warehouses. The Excise Commissioner was appointed Inspector-General of Registration and Registrar-General of Births, Deaths and Marriages and assumed charge of these offices on November 12th, from the Settlement Commissioner. Mr. Eames was Distillery Expert till the end of March 1929 when he proceeded on six months' leave preparatory to retirement and was succeeded by Mr. S. M. Vanjari. The latter spent 62 days on tour and inspected two distilleries and 23 warehouses. Mr. S. M. Vanjari as Superintendent, Excise Crime spent nine days on tour and inspected

three warehouses. Mr. D. P. Munshi who assumed charge as Superintendent, Excise Crime, on June 15th, 1929, spent 45 days on tour and inspected the crime records of four district offices, one distillery and fifteen warehouses.

54. The work of the following District Excise Officers has been commended by their Deputy Commissioners and deserves to be brought to the notice of Government :—Messrs. Tulsidas Kashiram Vidhyabhanu (Chanda and Yeotmal), C. Scutt (Jubbulpore), Bhaskar Atmaram Tipnis (Amraoti), J. F. Alvarez (Buldana and Ninnar), N. B. Sahu, (Mandla and Wardha) and M. F. Daruwala (Chhindwara).

Mr. E. H. J. Eames, Distillery Expert, retired from the service during the year under report. His association with the Central Provinces covered the decade which saw the introduction of the new excise policy and much of the credit for its successful working must go to him and to Mr. S. M. Vanjari, who has succeeded to his duties, although not to his post. Mr. Vanjari has been succeeded as Superintendent, Excise Crime, by Mr. D. P. Munshi. My predecessors, Messrs. Ramsden and Waterfall, have placed on record their appreciation of the good work done by both these officers. I should also like to place on record my gratitude to both of them and to the Superintendent of my office, Mr. M. R. Pradhan, for their assistance in the preparation of this report.

H. E. McCLENAGHAN,

*Excise Commissioner,*

*Central Provinces and Berar.*

April 19th 1930.

## INDEX.

## ANNEXURE, STATEMENTS AND GRAPHS.

ANNEXURE—	PAGES
A.—“Grant-in-Aid” rules for approved temperance associations ... ..	ii
STATEMENTS—	
A.—Comparative statement showing consumption and Excise Revenue during the years 1928 and 1929 ... ..	iii
B.—Statement showing consumption of Opium in the Central Provinces and Berar for veterinary purposes during the year 1929 ... ..	iii
I.—Revenue for 1929 ... ..	iv—xi
II.—Expenditure for 1929 ... ..	xii—xiii
III.—Shops and licenses for the year 1929 ... ..	xiv—xvii
IV.—Consumption, rates of duties and prices in the year 1929 ... ..	xviii—xxxiii
IV-A.—Imports and exports of excisable articles of different descriptions from and to other British Indian Provinces (a) on payment of duty and (b) in bond in 1929... ..	xxxiv—xxxv
V.—Number of shops and incidence of consumption and taxation during the year 1929 ... ..	xxxvi—xli
VI.—Statement showing demand, collection, remissions and balances in respect of retail licence fees during the year 1929 ... ..	xlii—xliii
VII.—Classified statement of offences against the Excise and Opium Laws reported in the year 1929 ... ..	xliv—xlvii
VIII.—Cultivation of ganja in the Nimar district and transactions at the Khandwa ganja store-house in the year 1929 ... ..	xlviii
IX.—Statement showing the country spirit consumption, license fee demand, issue price rates, incidence of taxation and the rates of retail price for different areas under the supply system in each district of the Central Provinces and Berar, for the year 1929 ... ..	xlix—lix
X.—Statement showing convictions for drunkenness in the municipal areas during the year 1929 and two previous years ... ..	lx—lxiii
XI.—Statistics of retail vend and consumption of the spirits and fermented liquors during the year 1929 ... ..	lxiv—lxv
GRAPHS.	
I.—Diagram showing the fluctuation in the consumption and revenue of country spirit in different areas of the Central Provinces and Berar.	
II.—Graph showing the consumption of opium in seers per 10,000 of population in the districts of Central Provinces and Berar during the year 1929.	

## ANNEXURE A.

(SEE PARAGRAPH 3, SECTION 1 OF REPORT.)

*Rules to regulate "Grant-in-aid" to approved temperance associations in the Central Provinces and Berar.*

A sum of money will be annually set apart in the Excise budget under a separate primary unit "Grant-in-aid" for distribution as grant-in-aid to approved temperance associations. These grants will be made with due regard to the requirements of each district and of the funds available.

The recognition of associations as approved will rest with the Local Government (Ministry of Excise) on the recommendation of the Deputy Commissioner, made through the Commissioner of the division and the Excise Commissioner.

Grants will be sanctioned by the Excise Commissioner to approved societies on their application and on the recommendation of the Deputy Commissioner.

2. No association shall be eligible for a grant unless it is registered under the Societies Regulation Act, XXI of 1860.

3. The grant shall be expended on constitutional propaganda by means of pamphlets, lectures and the like to educate public opinion on the advantages of temperance and moderation in the use of intoxicating drinks and drugs with a view to the ultimate abolition of consumption of intoxicating drinks and drugs by the will of the people.

4. Not more than one association will be subsidized in each district and the maximum annual grant allowable in each case shall not exceed Rs. 480.

5. The accounts and proceedings of a subsidized association in and for the year in which any grant is received shall be open to the inspection of the Deputy Commissioner or of a gazetted assistant on his behalf.

6. *Procedure to be followed in the application for the award of a grant-in-aid.*—The association shall send to the Deputy Commissioner on or before 1st July an application stating the amount of grant desired and details of purpose for which and the manner in which it will be expended.

The amount of grant sanctioned by the Excise Commissioner together with the period of payment will thereafter be communicated to the association through the Deputy Commissioner. Grants will be paid in equal monthly instalments.

7. It will be open to the sanctioning authority to cancel a grant at any time in the event of any breach of the conditions on which it is given.

8. An association receiving a grant-in-aid shall appoint an honorary secretary from among its members to correspond with the authorities concerned. His name and address will be registered in the office of the Deputy Commissioner and of the Excise Commissioner.

9. On the 1st May in each year a statement of expenditure for the preceding financial year shall be submitted to the Deputy Commissioner by the association.

*COMPARATIVE STATEMENT A.—Showing Consumption on Excise Revenue during the years 1928 and 1929.*

Side head.	Excise year.		Percentage of variation.
	1928.	1929.	
1	2	3	4
	Rs.	Rs.	
<b>REVENUE.</b>			
Country spirit (deducting refunds).	60,54,431	63,91,850	+ 5'6
Tari ...	4,94,013	5,56,313	+ 12'6
Foreign liquor ...	2,48,315	2,91,152	+ 17'3
Opium (excluding cost price)	31,91,304	32,59,306	+ 2'1
Hemp drugs (excluding cost price).	14,50,641	13,92,167	- 4'0
Other revenue ...	56,682	71,940	+ 26'7
Total ...	1,14,95,386	1,19,62,728	+ 4'1
<b>CONSUMPTION.</b>			
Country spirit (proof gallons)	4,70,970	4,79,020	+ 1'7
Tari (gallons) ...	10,12,585	10,54,588	+ 4'7
Foreign liquor—			
(a) Spirits (proof gallons)	15,391	15,206	- 1'2
(b) Wines (gallons) ...	1,457	1,380	- 5'3
(c) Malt liquor (gallons)	1,32,268	1,29,409	- 2'1
Opium (seers) ...	23,492	22,037	- 6'2
Hemp drugs (seers) ...	20,380	17,415	- 14'5

*STATEMENT B.—Showing consumption of opium in the Central Provinces and Berar for Veterinary purposes during the year 1929.*

	Opium.			Remarks.
	Lb.	oz.	grs.	
Consumption ... { 1929 ...	4	12	120	
{ 1928 ...	0	0	360	

## STATE

## Revenue

(Figures in columns 3 to 43)

Name of district.		Country spirits.				
		Duty on distillery spirits.	Fees from distilleries.	Licence fees for sale of distillery spirits	Total receipts from distillery spirits.	Receipts from outstill and other systems.
1		2	3	4	5	6
		Rs.	Rs.	Rs.	Rs.	Rs.
Nagpur Division.	{ Nagpur ...	3,77,193	...	2,54,998	6,32,991	...
	{ Bhandara ...	1,07,336	...	1,51,385	3,48,724	...
	{ Chanda ...	2,87,830	..	1,69,779	4,57,601	4,326
	{ Wardha ...	1,39,779	..	74,121	2,15,900	...
	{ Ba aghat ...	95,265	...	76,750	1,72,615	...
Jubbulpore Division.	{ Jubbulpore ...	2,53,446	150	96,646	3,49,193	...
	{ Saugor ...	30,429	...	16,187	46,616	...
	{ Damoh ...	...	...	...	...	...
	{ Seoni ...	52,967	100	37,903	90,800	...
	{ Mandla ...	64,141	...	74,080	1,38,121	51,582
Nerbudda Division.	{ Betul ...	2,32,094	100	1,38,522	3,70,716	...
	{ Chhindwara ...	1,49,339	..	93,824	2,43,163	..
	{ Hoshangabad ...	61,578	..	38,022	1,02,600	...
	{ Narsinghpur ...	11,945	..	6,504	18,449	...
	{ Nimar ...	1,99,316	..	1,18,633	3,17,979	...
Chhattisgarh Division.	{ Raipur ...	1,91,117	...	85,594	2,77,711	31,570
	{ Bilaspur ...	1,09,220	...	80,034	1,89,314	...
	{ Durg ...	61,059	..	18,866	82,885	2,050
Total for Central Provinces	{ 1929 ...	25,10,584	300	15,32,860	40,52,744	8,3278
	{ 1928 ...	25,37,143	300	14,24,621	39,62,064	91,230
Berar Division.	{ Amraoti ...	3,11,911	..	2,08,650	5,20,521	...
	{ Akola ...	3,09,943	100	1,04,275	5,04,318	...
	{ Buldana ...	2,18,886	...	1,31,703	3,50,589	...
	{ Yeotmal ...	5,60,814	...	3,17,410	8,78,231	...
Total for Berar	{ 1929 ...	11,01,564	100	8,51,398	22,53,663	...
	{ 1928 ...	12,51,661	100	7,55,527	20,07,288	...
Grand Total	{ 1929 ...	39,21,148	400	23,81,858	63,63,436	89,278
	{ 1928 ...	37,82,504	400	21,80,148	59,69,352	91,230

## MENT I.—(IMPERIAL.)

for 1929.

and 47 are gross.)

Total receipts from country spirits.	Country fermented liquors.				Malt liquors.		
	Tari tree-tax receipts.	Other receipts from (tari licence fees, etc.).	*Receipts from country fermented liquors, all kinds other than tari and malt liquors.	Total receipts from fermented liquors other than malt liquors.	Duty on beer manufactured in India.	Licence fees for sale of beer manufactured in India or elsewhere.	Total receipts from beer.
7	8	9	10	11	12	13	14
Rs.	Rs.	Rs.	Rs.	Rs.	Rs.	Rs.	Rs.
6,32,191	35,965	74,420	...	1,10,385	900	866	1,766
348,721	...	10,776	...	10,776	...	511	511
4,61,927	8,902	17,624	...	26,526	...	...	...
2,13,900	64,810	97,995	...	1,62,805	...	262	262
1,72,615	...	...	...	...	...	...	...
349,192	...	10,709	...	10,709	...	5,016	5,016
46,616	...	5,334	...	5,334	...	142	142
...	...	...	...	...	...	...	...
90,870	...	...	...	...	...	...	...
1,89,803	...	...	...	...	...	96	96
3,70,716	...	1,710	...	1,710	...	329	329
2,43,163	2,014	12,611	...	14,635	...	98	98
1,02,600	...	4,928	...	4,928	...	835	835
18,449	...	...	...	...	...	...	...
3,17,979	...	16,099	...	16,099	...	800	800
3,09,031	...	5,100	...	5,100	...	...	...
1,89,314	...	1,220	...	1,220	...	1,426	1,426
84,935	...	1,816	...	1,816	...	302	302
41,42,022	1,11,691	2,60,342	...	3,72,033	900	10,683	11,583
40,53,294	97,103	2,11,999	...	3,09,102	...	17,341	17,341
5,20,521	31,433	49,442	...	80,875	...	...	...
5,04,318	21,459	41,782	...	63,241	...	...	...
3,50,589	...	2,970	...	2,970	...	99	99
8,78,234	8,988	28,206	...	37,194	...	...	...
22,53,651	61,880	1,22,400	...	1,84,280	...	99	99
20,07,288	53,613	1,11,298	...	1,84,911	...	...	...
<b>63,95,684</b>	<b>1,73,571</b>	<b>3,82,742</b>	...	<b>5,56,313</b>	900	<b>10,782</b>	<b>11,682</b>
60,60,582	1,50,716	3,43,297	...	4,94,013	..	17,341	17,341



STATE  
Revenue

(Figures in columns 3 to 4)

Name of district.	Wines and spirits (foreign liquors other than beer, medicated wines and commercial spirits).			Total of columns 7, 11, 14 and 17.	
	Duty on wines and spirits manufactured in India and classed as foreign liquor.	Licence fees for sale of foreign liquors generally, whether imported or manufactured in India.	Total of columns 15 and 16.		
1	15	16	17	18	
	Rs.	Rs.	Rs.	Rs.	
Nagpur Division.	{ Nagpur ..	54,448	1,04,441	1,58,889	9,03,231
	{ Bhandara ..	1,017	1,576	2,593	3,62,601
	{ Chanda ..	306	1,200	1,506	4,89,959
	{ Wardha ..	494	1,646	2,140	3,79,107
	{ Balaghat ..	...	...	...	1,72,615
Jubbulpore Division.	{ Jubbulpore ..	6,300	12,483	18,787	3,83,700
	{ Saugor ..	2,331	902	3,233	55,325
	{ Damoh ..	...	...	...	...
	{ Seoni ..	...	...	...	90,870
	{ Mandla ..	...	238	238	1,90,137
Nerbudda Division.	{ Betul ..	...	295	295	3,73,050
	{ Chhindwara ..	263	616	879	2,58,765
	{ Hoshangabad ..	5,408	1,701	7,109	1,15,472
	{ Narsinghpur ..	...	45	45	18,424
	{ Nimar ..	1,050	5,883	6,933	3,41,811
Chhattisgarh Division.	{ Raipur ..	656	4,556	5,212	3,19,341
	{ Bilaspur ..	...	3,330	3,330	1,95,290
	{ Drug ..	50	467	517	87,570
Total for Central Provinces	{ 1929 ..	72,323	1,39,379	2,11,702	47,37,340
	{ 1928 ..	96,942	73,967	1,70,916	45,50,653
Berar Division.	{ Amraoti ..	17,254	18,050	35,304	6,36,700
	{ Akola ..	4,918	13,525	18,443	5,86,002
	{ Buldana ..	5,090	6,251	11,341	3,64,999
	{ Yeotmal ..	...	...	...	9,15,428
Total for Berar	{ 1929 ..	27,262	37,826	65,088	25,03,129
	{ 1928 ..	27,046	31,980	59,026	22,51,225
Grand Total	{ 1929 ..	99,585	1,77,205	2,76,790	72,40,471
	{ 1928 ..	1,23,995	1,05,947	2,29,942	68,01,878

\*Revenue derived from

MENT I.—(IMPERIAL.)  
for 1929—contd.  
and 47 are gross.)

Receipts from commercial spirits including denatured spirits and medicated wines.					Sale-proceeds of excise opium.	
Duty on spirits used in manufacture of medicines and on rectified spirits and absolute alcohol used for medicinal purposes.	Duty on spirits used for other commercial scientific or industrial purposes.	Licence fees for medicated wines.	Licence fees for commercial spirits.	Total of columns 19 to 22.	Cost price.	Duty.
19	20	21	22	23	24	25
Rs.	Rs.	Rs.	Rs.	Rs.	Rs.	Rs.
269	..	225	310	804	30,217	89,713
...	...	15	15	30	20,807	61,879
...	...	..	75	75	10,180	30,230
...	...	60	95	155	18,889	56,090
...	...	15	...	15	26,529	78,798
...	...	115	180	315	11,132	31,818
...	...	30	15	45	5,603	16,357
...	...	15	...	15	2,042	6,062
...	...	..	30	30	17,048	50,640
...	...	11	30	41	11,603	34,642
...	...	45	45	90	4,842	14,384
...	...	15	45	60	12,957	38,478
...	...	30	...	30	8,733	25,934
...	...	..	75	75	224*	626*
...	...	60	...	60	15,049	44,674
...	...	..	...	60	8,088	23,997
...	...	45	120	165	56,221	1,67,395
...	...	45	...	45	52,354*	1,43,926*
...	...	..	...	...	29,626	81,354
...	...	..	...	...	9,721*	32,934*
...	...	..	...	...	35,910	1,06,581
269	...	746	1,035	2,050	3,25,536	9,59,026
...	...	..	..	..	62,299*	1,77,486*
183	...	389	235	807	3,71,892	9,31,572
...	...	..	..	..	84,790*	1,95,585*
...	...	45	25	70	55,701	1,65,429
5	..	15	210	230	50,613	1,50,284
...	...	15	45	60	44,213	1,31,147
...	...	165	105	270	26,422	76,445
5	...	240	385	630	1,76,549	5,25,305
...	...	165	60	225	2,05,213	4,81,572
274	...	986	1,420	2,680	5,02,485	14,81,331
183	...	554	295	1,032	62,299*	1,77,486*
...	...	..	..	..	5,77,105	14,10,144
...	...	..	..	..	84,790*	1,95,585*

excisable articles issued to states.

## STATE

## Revenue

(Figures in columns 3 to 4)

Name of district.	Opium.			
	Duty on opium other than excise opium.	License fees for the sale of opium (wholesale and retail).	Fees for morphia licences and for permits for manufacture and sale of medicinal preparations of opium (druggists permits).	Total of receipts from opium.
1	26	27	28	29
	Rs.	Rs.	Rs.	Rs.
Nagpur Division. { Nagpur ... ..	...	1,27,680	20	3,47,630
{ Bhandara ... ..	...	81,645	...	1,94,331
{ Chanda ... ..	...	31,494	...	71,904
{ Wardha ... ..	...	72,543	3	1,17,525
{ Balaghat ... ..	...	78,983	...	1,85,310
Jubbulpore Division. { Jubbulpore ... ..	...	42,709	5	85,161
{ Saugor ... ..	...	12,739	...	34,699
{ Damoh ... ..	...	6,352	...	14,456
{ Seoni ... ..	...	33,966	...	1,01,654
{ Mandla ... ..	...	27,125	...	73,430
Nerbudda Division. { Betul ... ..	...	13,927	...	33,153
{ Chhindwara ... ..	...	51,490	...	1,02,925
{ Hoshangabad ... ..	...	22,236	...	56,903
{ Narsinghpur ... ..	...	29,316	...	850*
{ Nimar ... ..	...	25,030	...	89,039
Chhattisgarh Division. { Raipur ... ..	...	1,67,162	...	3,00,778
{ Bilaspur ... ..	...	1,10,261	...	1,96,280*
{ Drug ... ..	...	85,576	...	2,21,241
	...	85,576	...	42,655*
	...	85,576	...	2,28,067
Total for Central Provinces { 1929 ..	...	10,20,734	28	23,05,324
{ 1928 ..	...	9,99,468	26	22,95,958
				2,80,375
Berar Division. { Amraoti ... ..	...	1,81,957	5	4,03,092
{ Akola ... ..	...	1,68,808	2	3,60,707
{ Buldana ... ..	...	1,32,952	...	3,08,112
{ Yeotmal ... ..	...	93,003	...	1,97,870
Total for Berar { 1929 ..	...	5,76,720	7	12,78,981
{ 1928 ..	...	5,87,077	4	12,76,865
Grand Total { 1929 ..	...	15,97,454	35	35,84,305
{ 1928 ..	...	15,76,545	30	35,72,824
				2,80,375

\* Revenue derived from excisable

## MENT I.—(IMPERIAL.)

for 1925—contd.

and 47 are gross.)

Hemp drugs.									
Sale proceeds.						Licence fees wholesale and retail from			
Ganja.		Charas.		Bhang.		Ganja.	Charas.	Bhang.	Medicinal preparations of hemp drugs (drug-gists permits).
Cost price.	Duty.	Cost price.	Duty.	Cost price.	Duty.				
30	31	32	33	34	35	36	37	38	39
Rs.	Rs.	Rs.	Rs.	Rs.	Rs.	Rs.	Rs.	Rs.	Rs.
2,949	61,928	...	...	1,512	3,855	55,798	...	4,550	...
1,920	49,355	...	...	74	185	38,975	...	365	...
960	20,160	...	...	...	...	11,773	...	...	...
2,268	47,637	...	...	542	1,355	28,415	...	1,180	...
2,475	51,999	...	...	42	105	34,507	...	120	...
1,460	30,680	...	...	280	700	29,486	...	921	...
555	11,675	...	...	36	90	8,366	...	37	...
398	8,377	...	...	32	80	7,611	...	180	...
1,525	32,048	...	...	42	105	21,011	...	170	...
938	20,627	...	...	52	130	16,200	...	255	...
642	13,508	...	...	116	290	6,946	...	175	...
1,248	26,197	...	...	82	205	20,443	...	300	...
782	16,459	...	...	110	275	10,698	...	283	...
635	13,355	...	...	104	260	11,095	...	630	...
1,002	21,053	...	...	104	260	12,708	...	480	...
2,708	57,398	...	...	286	715	32,102	...	974	...
1,313*	7,612	...	...	204*	25*	...	...	...	...
2,954	61,042	...	...	118	295	47,807	...	500	...
850*	4,200*	...	...	80*	100*	...	...	...	...
1,850	38,867	...	...	...	...	12,179	...	...	...
27,318	574,365	...	...	3,562	8,905	4,06,120	...	11,180	...
2,163*	11,812*	...	...	284	125*	...	...	...	...
34,316	6,52,279	...	...	3,036	7,597	3,99,099	...	10,625	...
3,315*	13,157*	...	...	250*	225*	...	...	...	...
4,197	88,145	...	...	284	710	51,212	...	1,500	...
2,768	58,136	...	...	128	320	36,666	...	300	...
1,817	38,168	...	...	68	170	21,798	...	250	...
2,173	49,825	...	...	...	...	32,520	...	...	...
11,155	2,34,274	...	...	480	1,200	1,42,156	...	2,050	...
12,186	2,31,601	...	...	532	1,358	1,13,156	...	1,544	...
38,473	8,08,639	...	...	4,042	10,105	5,48,256	...	13,230	...
2,163*	11,812*	...	...	284*	125*	...	...	...	...
46,492	8,83,880	...	...	3,568	8,955	5,52,255	...	12,169	...
3,143*	13,157*	...	...	250*	225*	...	...	...	...

articles issued to States.

## STATE

## Revenue

Name of district.	Hemp drugs.		Licence fees for sale of cocaine and its allied drugs.	Fines and forfeitures.
	Warehouse dues.	Total receipts from hemp drugs.		
1	40	41	42	43
	Rs.	Rs.	Rs.	Rs.
Nagpur Division.	Nagpur ...	1,30,621	25	1,460
	Bhandara ...	81,874	...	232
	Chanda ...	32,893	...	242
	Wardha ...	21,397	5	770
	Balaghat ...	89,248	...	430
Jubbulpore Division.	Jubbulpore ...	63,527	15	310
	Saugor ...	20,759	5	545
	Damoh ...	16,678	...	45
	Seoni ...	54,901	...	349
	Mandla ...	38,252	...	175
Nerbudda Division.	Betul ...	21,577	...	110
	Chhindwara ...	48,515	...	174
	Hoshangabad ...	28,607	...	127
	Narsinghpur ...	26,079	...	481
	Nimar ...	35,607	...	138
Chattisgarh Division.	Raipur ...	94,183	...	1,724
	Bilaspur ...	9,154*	...	1006
	...	1,13,716	...	...
	Drug ...	5,230*	...	516
Total for Central Provinces	1929 ...	10,31,450	50	8,837
	1928 ...	14,384*	...	...
Total for Berar	1929 ...	11,06,942	55	9,092
	1928 ...	16,975*	...	...
Berar Division.	Amraoti ...	1,46,048	5	2,075
	Akola ...	98,258	5	1,081
	Buldana ...	62,271	...	2,021
	Yeotmal ...	84,718	...	1,575
Total for Berar	1929 ...	3,91,295	10	6,753
	1928 ...	3,80,377	10	6,720
Grand Total	1929 ...	14,22,745	60	15,590
	1928 ...	14,384*	...	...
Grand Total	1929 ...	14,87,319	65	15,812
	1928 ...	16,975*	...	...

\*Revenue derived from excisable

†Cost of opium supplied

This includes Rs. 78,037 for

## MENT I.—(IMPERIAL.)

for 1928—concl'd.

Government commercial under takings to which Chapter 2 of the Account Code applies.			Miscellaneous.	Grand total of columns 1 to 47	Deduct from column 48.		Total net excise revenue in the year.
Recoveries of investments in—	Recoveries of indirect charges from—	Profits from—			Refunds.	Expenditure as per return II.	
44	45	46	47	48	49	50	51
Rs.	Rs.	Rs.	Rs.	Rs.	Rs.	Rs.	Rs.
..	..	..	4,236	12,88,007	411	1,40,685†	11,46,911
..	..	..	1,147	6,10,215	213	4,1,490	5,65,512
..	..	..	1,788	5,96,261	123	48,069	5,48,669
..	..	..	3,038	6,11,997	118	35,623	5,76,256
..	..	..	1,423	4,49,041	75	42,445	406,521
..	..	..	1,261	5,34,292	365	45,046	4,88,881
..	..	..	40	1,11,418	..	20,572	90,846
..	..	..	62	31,356	..	10,883	20,473
..	..	..	631	2,48,435	79	30,046	2,18,310
..	..	..	2,460	3,04,495	90	45,782	2,58,623
..	..	..	3,018	4,31,098	152	38,082	3,92,864
..	..	..	2,673	4,13,132	..	53,247	3,59,885
..	..	..	388	2,01,527	72	24,904	1,76,491
..	..	..	..	850*	..	224†	625*
..	..	..	68	1,34,239	10	20,687	1,13,542
..	..	..	862	4,35,593	265	48,211	3,87,087
..	..	..	2,806	8,08,999	697	1,02,458	7,05,814
..	..	..	..	2,05,434*	..	52,439*	1,52,995*
..	..	..	2,041	5,33,339	46	65,303	4,67,990
..	..	..	..	47,935*	..	9,771†	3,8,164*
..	..	..	753	3,69,807	120	51,050	3,18,637
..	..	..	28,700	81,13,751	2,836	8,67,673	72,43,242
..	..	..	..	2,54,219*	..	62,434†	1,91,785*
..	..	..	27,590	79,91,097	4,803	9,66,006	70,20,288
..	..	..	..	2,97,350*	..	85,888	2,11,462
..	..	..	3,865	11,91,855	170	71,373	11,20,312
..	..	..	1,637	10,56,921	129	54,212	10,02,580
..	..	..	3,031	7,40,694	154	55,147	6,85,393
..	..	..	5,552	12,05,413	545	54,524	11,50,344
..	..	..	14,085	41,94,883	998	2,35,256	39,58,629
..	..	..	13,215	39,28,638	1,348	3,00,961	36,26,329
..	..	..	56,290	1,23,08,634	3,834	11,02,929	1,12,01,871
..	..	..	..	2,54,219*	..	62,434*	1,91,785*
..	..	..	40,805	1,19,19,735	6,151	12,65,967	1,06,46,617
..	..	..	..	2,97,350*	..	85,888†	2,11,462*

articles issued to states.  
 o states.  
 superintendence







Name of district.	Manufacture of liquor Number of—				Number or wholesale licenses				
	Breweries.	Government distilleries.	Private distilleries.	Outstills.	Country spirits.	Liquors, other than commercial spirits, imported or manufactured in India and classed as foreign liquor.	Commercial spirits including denatured spirits and medicated wines.	Opium.	Ganja.
1	2	3	4	5	6	7	8	9	10
Nagpur Division ...	{ Nagpur ...	..	..	..	1	..	..	..	..
	{ Bhandara ...	..	..	..	1	..	..	..	..
	{ Chanda ...	..	..	8	1	..	..	..	..
	{ Wardha ...	..	..	..	1	..	..	..	..
	{ Balaghat ...	..	..	..	1	..	..	..	..
Jubbulpore Division ...	{ Jubbulpore ...	..	1	..	1	1	..	..	..
	{ Saugor ...	..	..	..	1	..	..	..	..
	{ Damoh ...	..	..	..	..	..	..	..	..
	{ Seoni ...	..	1	..	1	..	..	..	..
	{ Mandla ...	..	..	19	1	..	..	..	..
Nerbudda Division ...	{ Betul ...	..	1	..	1	..	..	..	..
	{ Chhindwara ...	..	..	..	1	..	..	..	..
	{ Hoshangabad ...	..	..	..	1	..	..	..	..
	{ Narsinghpur ...	..	..	..	1	..	..	..	..
	{ Nimar ...	..	..	..	1	..	..	..	..
Chhattisgarh Division.	{ Raipur ...	..	..	21	1	..	..	..	..
	{ Bilaspur ...	..	..	..	1	..	..	..	..
	{ Drug ...	..	..	6	1	..	..	..	..
Total for Central Provinces.	{ 1929 ...	..	2	1	54	17	1	..	..
	{ 1928 ...	..	2	1	66	18	1	..	..
Berar Division ...	{ Amraoti ...	..	..	..	1	..	..	..	..
	{ Akola ...	..	1	..	1	1	..	..	..
	{ Buldana ...	..	..	..	1	..	..	..	..
	{ Yeotmal ...	..	..	..	1	..	..	..	..
Total for Berar ...	{ 1929 ...	..	1	..	..	4	1	..	..
	{ 1928 ...	..	1	..	..	4	1	..	..
Grand Total ...	{ 1929 ...	..	3	1	54	21	2	..	..
	{ 1928 ...	..	3	1	66	22	2	..	..

## MENT III—(IMPERIAL).

for the year 1929.

for the sale of—		Country liquors.							
Charas.	Bhang.	Number of tappers' licenses.	Number of shops licensed for retail sale of—						
			Spirits under distillery system (permanent).	Spirits under distillery system (temporary).	Spirits under outstill system (permanent).	Fermented tari.	Unfermented tari.	Other country fermented liquors (pachwai, etc.) (ordinary licenses).	Other country fermented liquors (Home-brewing licenses).
11	12	13	14	15	16	17	18	19	20
..	..	183	68	..	..	57	..	..	..
..	..	18	87	..	..	9	..	..	..
..	..	242	155	..	14	40	..	..	..
..	..	212	60	..	..	99	..	..	..
..	..	..	78	..	..	..	..	..	..
..	..	12	102	..	..	3	..	..	..
..	..	3	32	..	..	2	..	..	..
..	..	..	..	..	..	..	..	..	..
..	..	..	94	..	..	..	..	..	..
..	..	..	136	..	62	..	..	..	..
..	..	5	114	..	..	5	..	..	..
..	..	20	132	..	..	14	..	..	..
..	..	..	54	..	..	2	..	..	..
..	..	..	23	..	..	..	..	..	..
..	..	11	86	..	..	4	..	..	..
..	..	5	130	..	21	3	..	..	..
..	..	1	141	..	..	1	..	..	..
..	..	1	99	..	6	1	..	..	..
..	..	713	1,621	..	103	240	..	..	..
..	..	773	1,650	..	116	256	..	..	..
..	..	156	78	..	..	56	..	..	..
..	..	95	87	..	..	30	..	..	..
..	..	..	72	..	..	3	..	..	..
..	..	84	109	..	..	25	..	..	..
..	..	335	346	..	..	114	..	..	..
..	..	293	351	..	..	114	..	..	..
..	..	1,048	1,967	..	103	354	..	..	..
..	..	1,066	2,001	..	116	370	..	..	..

STATE  
*Shops and Licenses*

Name of district.	Foreign liquors. Retail licenses—Number for sale of—										
	Malt liquors only.	Foreign liquors to be consumed on premises and on and off premises.	Foreign liquors to be consumed off premises.	Liquors in hotels, restaurants, boarding-houses and clubs and refreshment-rooms and stalls, other than railway refreshment rooms (excluding canteens).	Liquors in canteens.	Liquors in railway refreshment rooms, dak bungalows, dining cars and steamers.	Liquors in temporary refreshment stalls (including other temporary licenses for foreign liquors).	Foreign liquors—all other special retail license.	Rectified spirits and medicated wines (Druggists' permits).	Denatured spirits.	
1	21	22	23	24	25	26	27	28	29	30	
Nagpur Division	Nagpur	...	...	3	1	2	2	27	3	22	20
	Bhandara	...	...	1	...	...	1	...	1	7	7
	Chanda	...	...	1	...	...	...	...	...	5	5
	Wardha	...	...	1	...	...	1	...	4	6	6
	Balaghat	...	...	...	...	...	...	1	1	3	3
Jubbulpore Division	Jubbulpore	1	...	7	2	12	4	112	5	14	19
	Saugor	...	...	2	...	...	1	...	...	7	7
	Damoh	...	...	...	...	...	...	...	1	3	3
	Seoni	...	...	...	...	...	...	...	...	3	3
	Mandla	...	...	1	...	...	1	...	...	2	2
Nerbudda Division	Betul	...	...	...	...	...	1	3	...	2	4
	Chhindwara	...	...	1	...	...	1	...	1	4	4
	Hoshangabad	...	...	2	2	2	2	8	...	2	15
	Narsinghpur	...	...	...	...	...	...	...	...	7	7
	Nimar	...	...	1	...	...	1	...	4	10	10
Chattisgarh Division.	Raipur	...	...	1	...	...	1	...	3	10	10
	Bilaspur	...	...	1	...	...	1	...	3	9	9
	Drug	...	...	1	...	...	1	...	...	1	1
Total for Central Provinces.	1929	1	...	23	5	16	18	50	8	56	135
	1928	2	1	32	4	17	17	181	10	50	132
Berar Division	Amraoti	...	...	2	...	...	...	...	2	5	15
	Akola	...	...	1	...	...	...	...	1	17	17
	Buldana	...	...	1	...	...	1	...	1	14	14
	Yeotmal	...	...	...	...	...	...	...	6	9	9
Total for Berar	1929	...	...	4	...	...	1	...	3	13	55
	1928	...	...	4	...	...	1	...	2	13	52
Grand Total	1929	1	...	27	5	16	19	150	11	71	190
	1928	2	1	36	4	17	18	181	12	63	184

MENT III—(IMPERIAL),  
for the year 1929.—concl'd.

Number of shops licensed for retail sale of—				Retail licences—Number for sale of—			
Raw-opium.	Ganja.	Charas.	Bhang.	Opium and its preparation for medicinal purposes only. (Ordinary Druggists' permits).	Morphia. (Special Druggists' permits).	Hemp drugs for medicinal purposes only. (Druggists' permits).	Cocaine. (Druggists' permits).
31	32	33	34	35	36	37	38
45	40	..	4	9	13	..	6
32	31	..	3	..	..	..	..
46	33	..	..	..	..	..	..
26	26	..	3	2	1	..	1
31	27	..	1	..	..	..	..
33	47	..	4	4	..	..	1
28	32	..	4	..	..	..	1
15	19	..	2	..	..	..	..
33	32	..	1	..	..	..	..
31	26	..	1	..	..	..	..
20	20	..	3	..	..	..	..
25	21	..	1	..	..	..	..
38	32	..	5	..	..	..	..
18	19	..	3	..	..	..	..
27	26	..	4	..	..	..	..
71	63	..	4	..	..	..	..
67	64	..	4	..	..	..	..
35	45	..	..	..	..	..	..
631	603	..	47	15	14	..	11
652	629	..	48	11	9	..	9
54	32	..	1	3	2	..	1
58	35	..	2	1	1	..	1
62	36	..	1	..	..	..	..
48	33	..	..	..	..	..	..
222	136	..	4	4	3	..	2
224	130	..	4	3	2	..	2
853	739	..	51	19	17	..	13
876	768	..	52	14	11	..	11

STATE  
Consumption, rates of duties

Name of district.	Country spirits.				
	Issues in imperial gallons.				
	At strength of 65° U. P.	At strength of 60° U. P.	At strength of 45° U. P.	Equivalent at London proof of the total of columns 2, 3 and 4.	
1	2	3	4	5	
Nagpur Division.	Nagpur	45,692	13,608	...	21,435
	Bhandara	...	44,722	...	17,889
	Chanda	...	1,25,313	...	50,125
	Wardha	19,455	...	...	6,809
	Balaghat	...	45,598	...	18,239
Jubbulpore Division.	Jubbulpore	...	47,339	...	18,726

\*For definition of area.

MENT. IV—(IMPERIAL.)  
and prices for the year 1929.

*Rates of issue price.	Cost price per L. P. gallons.	Retail price per L. P. gallons.	Foreign liquors.		
			Imported liquors.		
			Spirits in imperial gallons, London proof.	Wines in imperial gallons.	Malt liquors in imperial gallons.
6	7	8	9	10	11
Rs. n. p. 23 2 0 Issue price area	Rs. a. p. 1 11 3 and 1 11 0	Rs. a. p. 45 11 0 40 0 0 25 11 0 to 34 6 0 10 14 0 to 22 8 0 40 0 0 16 14 0 to 30 0 0 15 0 0 15 0 0 to 19 11 0 10 5 0 to 11 14 0 22 8 0 to 33 12 0 15 0 0 to 18 12 0 8 7 0 to 15 0 0 5 10 0 to 7 8 0 51 7 0 to 52 14 0 30 0 0 to 18 9 0 35 0 0 15 0 0 to 24 6 0 9 6 0 5 2 6	2,936	459	32,133
19 6 0 "					
12 8 0 "					
18 2 0 "					
13 8 0 "					
11 14 0 "	1 8 0 and 1 7 6		338	15	706
9 1 0 "					
5 10 0 "					
16 14 0 "					
10 15 0 "					
5 10 0 "	1 11 3 and 1 11 0		206	20	284
4 1 0 "					
23 2 0 "					
21 14 0 "	1 11 3 and 1 11 0		323	13	329
14 1 0 "					
11 14 0 "					
5 15 0 "	1 7 6		...	..	...
3 12 0 "					
16 14 0 "					
14 6 0 "					
11 14 0 "	1 11 3 and 1 11 0		1,680	460	15,450
6 14 0 "					
4 6 0 "					

vide column 2 of statement IX

STATE  
Consumption, rates of duties

Name of district.	Country spirits.				
	Issues in imperial gallons.				
	At strength of 65° U. P.	At strength of 60° U. P.	At strength of 45° U. P.	Equivalent at London proof of the total of columns 2, 3 and 4.	
1	2	3	4	5	
Jub- bulpore Division —concl'd.	Saugor	...	5,115	17	2,055
	Damoh	...	...	...	...
	Seoni	...	28,702	...	11,281
	Mandla	...	1,52,049	...	60,820
Ner- budda Division.	Betul	...	1,43,627	...	† 57,534
	Chhindwara	...	72,134	...	28,854
	Hoshangabad	...	14,282	...	5,713
	Narsinghpur	...	2,468	...	987
	Nimar	...	14,863	20,658	1,000 ‡ 363

\* For definition of area.  
† This includes issues of O. P. spirit  
‡ Represents the





## STATE

## Consumption, rates of duties

Name of district.		Country spirits.				
		Issues in imperial gallons.				
		At strength of 65° U. P.	At strength of 60° U. P.	At strength of 45° U. P.	Equivalent at London proof of the total of columns 2, 3 and 4.	
1	2	3	4	5		
Chhat-tisgarh Division.	Raipur	...	96,244	...	38,498	
	Bilaspur	...	50,854	7,889	24,681	
	Drug	...	41,675	...	*17,872	
Total for Central Provinces.	1929	...	88,010	9,07,128	8,006 †363	*3,96,032
	1928	...	90,484	8,80,807	16,025 ‡371	*3,93,086

\*For definition of area

†This includes issues of O. P. spirit

‡Represents the

## MENT IV—(IMPERIAL).

and price for the year 1929—contd.

*Rates of issue price.	Cost price per L. P. gallons.	Retail price per L. P. gallons.	Foreign liquors.					
			Imported liquors.					
			Spirits in imperial gallons London proof.	Wines in imperial gallons.	Malt liquors in imperial gallons.			
6	7	8	9	10	11			
Rs. a. p.	Rs. a. p.	Rs. a. p.						
{ 18 2 0 Issue price area ...	1 11 3 and 1 11 0	{ 30 0 0	488	74	855			
{ 11 14 0 " " ...		{ 20 10 0						
{ 10 5 0 " " ...		{ 18 12 0						
{ 8 12 0 " " ...		{ 15 0 0						
{ 5 15 0 " " ...		{ 7 8 0						
{ 1 14 0 " " ...		{ 2 13 0						
{ 17 3 0 " " ...		{ 31 6 0						
{ 8 12 0 " " ...		{ 17 13 0						
{ 5 10 0 " " ...		{ 7 8 0						
{ 4 1 0 " " ...		{ 5 10 0						
{ 1 14 0 " " ...	and	{ 6 9 0	748	91	1,901			
{ 14 6 0 " " ...	{ 3 12 0							
{ 8 12 0 " " ...	{ 28 2 0							
{ 4 1 0 " " ...	{ 13 2 0							
...	...	{ 5 10 0						
...	...	...						
...	...	...				7,844	1,324	61,746
...	...	...				7,581	1,369	55,950

vide column 2 of statement IX.  
issued for fortification.  
consumption of 25° U. P. spirit.

STATE  
Consumption, rates of duties

Name of district.		Country spirits.			
		Issues in imperial gallons.			
		At strength of 65° U. P.	At strength of 60° U. P.	At strength of 45° U. P.	Equivalent at London proof of the total of columns 2, 3 and 4.
1	2	3	4	5	
Berar Division.	Amraoti ..	47,450	1,860	..	17,352
	Akola ...	45,781	..	..	16,023
	Buldana ..	33,482	..	695	12,101
	Yeotmal ..	1,07,176	..	..	37,512
Total for Berar	1929 ..	2,33,889	1,860	695	82,988
	1928 ..	2,19,919	1,388	644	77,884
Grand Total	1929 ...	3,13,899	9,08,988	9,601 ‡363	4,79,020
	1928 ..	3,10,403	8,82,195	16,669 ‡371	4,70,970

\* For definition of area,  
† This includes issues of O. P.  
‡ Represents the consumption.

## MENT IV—(IMPERIAL).

and prices for the year 1929—contd.

* Rates of issue price.	Cost price per L. P. gallons	Retail price per L. P. gallons.	Foreign liquors.		
			Imported liquors.		
			Spirits in imperial gallons London proof.	Wines in imperial gallons.	Malt liquors in imperial gallons.
6	7	8	9	10	11
Rs. a. p.		Rs. a. p.			
{ 23 2 0 Issue price area. 21 14 0 " 19 6 0 " 14 6 0 " 8 12 0 "	{ 1 12 9 and 1 13 7	{ 18 10 0 42 14 0 38 8 0 21 8 0 17 2 0	799	40	621
{ 23 2 0 " 21 14 0 " 19 6 0 "	{ 1 13 7	{ 47 2 3 42 13 9 34 4 7	665	9	162
{ 23 2 0 " 21 14 0 " 18 12 0 " 16 14 0 "	{ 1 13 7	{ 21 4 0 to 51 0 0	576	7	409
{ 23 2 0 " 19 6 0 " 18 2 0 " 16 14 0 " 12 8 0 "	{ 1 12 9 and 1 13 7	{ 58 12 0 27 10 0 to 38 4 0 25 8 c to 36 2 0 23 6 0 to 40 6 0 19 2 0	...	...	..
...	...	...	2,040	56	1,192
...	...	..	1,683	88	1,005
...	...	...	<b>9,884</b>	<b>1,380</b>	<b>62,938</b>
...	...	...	9,264	1,457	56,955

vide column 2 of statement IX.  
spirit issued for fortification.

25° U. P. spirit.

STATE  
Consumption, rates of duties

Name of district.	Foreign liquors.		Commercial		
	Liquors manufactured in India and classified as foreign liquors.		Rectified spirits in imperial gallons.	Denatured spirits in imperial gallons.	
	Spirits in imperial gallons, London proof.	Malt liquors in imperial gallons.			
r	12	13	14	15	
Nagpur Division.	Nagpur	2,678	36,224	15	7,476
	Bhandara	51	...	...	449
	Chanda	14	...	...	418
	Wardha	33	...	-	697
	Balaghat	...	..	5	193
Jubbulpore Division.	Jubbulpore	935	30,337	2	2,705
	Saugor	37	...	...	295
	Damoh	...	...	9	128
	Seoni	...	...	...	150
	Mandla	3	...	...	107
Nerbudda Division.	Betul	...	...	...	129
	Chhindwara	16	...	...	182
	Hoshangabad	275	...	...	615
	Narsinghpur	...	...	...	178
	Nimar	43	...	19	891

(a) Issues at privilege

## MENT IV—(IMPERIAL).

and prices for the year 1929—contd.

spirits.		Opium and other drugs.				
Medicated wines in imperial gallons.	Issues in seers of excise opium.	Retail sales in seers of other opium (e.g., Punjab grown, hills, Punjab States and Malwa).	Wholesale price of opium to retail vendors (per seer).		Average retail price of opium (per seer).	Sales of morphia in lbs., oz. and grs.
			Cost price.	Duty.		
16	17	18	19	20	21	22
			Rs. a. p.	Rs. a. p.	Rs. a. p.	Lbs. oz. grs.
278	1,332	...	23 5 0 and 22 7 0	66 11 0 and 67 9 0	180 0 0 to 190 0 0 220 0 0 130 0 0 to 480 0 0 160 0 0 to 200 0 0 160 0 0	8 0 346
5	919	...	...	...	...	...
...	449	...	...	...	...	...
15	832	...	...	...	...	...
5	1,170	...	...	...	...	...
100	476	...	...	...	160 0 0 to 240 0 0 160 0 0	0 2 306
2	244	...	...	...	160 0 0	...
15	90	...	...	...	200 0 0	...
...	752	...	...	...	160 0 0	...
5	515	...	...	...	145 0 0	...
31	214	...	23 5 0 and 22 7 0	66 11 0 and 67 9 0	190 0 0	...
3	572	...	...	...	160 0 0 to 200 0 0	...
6	384	...	...	...	200 0 0	...
...	(a) 10 663	...	...	...	200 0 0 to 140 0 0	...
39	357	...	...	...	240 0 0 120 0 0 to 200 0 0 and 140 0 0 to 320 0 0	...

rate of duty.

STATE  
*Consumption, rates of duties*

Name of district.	Foreign liquors.		Commercial		
	Liquors manufactured in India and classified as foreign liquors.		Rectified spirits in imperial gallons.	Denatured spirits in imperial gallons.	
	Spirits in imperial gallons, London proof.	Malt liquors in imperial gallons.			
1	12	13	14	15	
{ Raipur	...	43	...	..	863
Chhat-tisgarh Division. { Bilaspur	...	9	...	...	1,098
{ Drug	...	3	...	9	167
Total for Central Provinces.	{ 1929	4,140	66,561	59	16,741
	{ 1928	4,675	75,313	70	17,594
{ Amraoti	...	780	...	4	1,998
Berar Division. { Akola	..	391	...	...	3,088
{ Buldana	...	11	..	7	1,065
{ Yeotmal	..	...	...	...	1,111
Total for Berar ...	{ 1929	1,182	...	11	7,262
	{ 1928	1,452	...	21	5,314
Grand Total	{ 1929	5,322	66,561	70	24,003
	{ 1928	6,127	75,313	91	22,908

(a) Issues at privilege

MENT IV—(IMPERIAL),  
and prices for the year 1929—contd.

spirits.	Opium and other drugs.						
	Medicated wines in imperial gallons.	Issues, in seers of excise opium.	Retail sales in seers of other opium (e.g., Panjab hills, States and Malwa).	Wholesale price of opium to retail vendors (per seer).		Average retail price of opium (per seer).	Sales of morphia in lbs., oz. and grs.
				Cost price.	Duty.		
16	17	18	19	20	21	22	
21	2,477 122 (a) 2,180	...	Rs. a. p. ...	Rs. a. p. ...	Rs. a. p. 180 0 0	...	
19	1,212 110 (a) 410	...	...	...	220 0 0	...	
...	1,578	...	...	...	170 0 0	...	
544	14,236 232 (a) 2,600	...	..	...	..	8 3 172	
393	15,379 315 (a) 3,170	...	...	...	...	3 12 195	
65	2,458	...	23 5 0 and 22 7 0	66 11 0 and 67 9 0	150 0 0 to 190 0 0	1 9 240	
34	2,230	...	...	...	190 0 0	0 8 0	
8	1,947	...	...	...	150 0 0 to 160 0 0	...	
19	1,166	...	...	...	210 0 0	...	
126	7,801	...	..	..	...	2 1 240	
76	8,113	...	...	..	..	1 11 0	
670	22,037 232 (a) 2,600	...	...	..	..	10 4 412	
469	23,492 315 (a) 3,170	...	...	...	...	5 7 195	

Rate of duty.



## STATE

## Consumption, rates of duties

Name of district.		Opium and					
		Charas.			Gan		
		Sale in seers.	Cost price per seer.	Duty per seer.	Retail price per seer.	Sales in seers.	Cost price per seer.
1	23	24	25	26	27	28	
Nagpur Division.	Nagpur	...	Rs. ...	Rs. ...	Rs. ...	1,179	Rs. 2 8 0
	Bhandara	...	...	...	...	768	"
	Chanda	...	...	...	...	384	"
	Wardha	...	...	...	...	905	"
	Balaghat	...	...	...	...	990	"
Jubbulpore Division	Jubbulpore	...	...	...	...	584	"
	Saugor	...	...	...	...	232	"
	Damoh	...	...	...	...	159	"
	Seoni	...	...	...	...	610	"
	Mandla	...	...	...	...	393	"
Nerbudda Division.	Betul	...	...	...	...	257	"
	Chhindwara	...	...	...	...	499	"
	Hoshangabad	...	...	...	...	313	"
	Narsinghpur	...	...	...	...	254	"
	Nimar	...	...	...	...	401	"

## MENT IV—(IMPERIAL).

and prices for the year 1929—contd.

other drugs.

ja.		Bhang.				Sales of cocaine in lbs., oz., and grs.
Duty per seer.	Retail price per seer.	Seles in seers of bhang and its preparations.	Cost price per seer.	Duty per seer.	Retail price per seer.	
29	30	31	32	33	34	35
Rs. a. p.	Rs. a. p.		Rs. a. p.	Rs. a. p.	Rs. a. p.	Lbs. oz. grs.
52 8 0	100 0 0 to 140 0 0	77½	2 0 0	5 0 0	20 0 0 to 25 0 0	3 37½
"	105 0 0 70 0 0 to 160 0 0	37	"	"	25 0 0 "	...
"	80 0 0 to 100 0 0	27½	"	"	25 0 0	...
"	100 0 0	21	"	"	20 0 0	...
"	80 0 0 to 100 0 0	140	"	"	20 0 0	2 220
"	140 0 0	18	"	"	20 0 0	1 109½
"	105 0 0	16	"	"	25 0 0	...
"	90 0 0 to 100 0 0	21	"	"	20 0 0	...
"	85 0 0	26	"	"	20 0 0	...
"	70 0 0 to 120 0 0	58	"	"	15 0 0 to 25 0 0	...
"	80 0 0 to 90 0 0	41	"	"	20 0 0	...
"	65 0 0 to 105 0 0	55	"	"	10 0 0 to 25 0 0	...
"	80 0 0 to 120 0 0	52	"	"	20 0 0	...
"	60 0 0 to 100 0 0 and 80 0 0 to 120 0 0	52	"	"	15 0 0 to 30 0 0	...

STATE  
*Consumption, rates of duties*

Name of district.		Opium and					
		Charas.				Gan	
		Sales in seers.	Cost price per seer.	Duty per seer.	Retail price per seer.	Sales in seers.	Cost price per seer.
1	23	24	25	26	27	28	
Chhat- tisgarh Division	Raipur	...	Rs. ...	Rs. ...	Rs. ...	1,093 145 (b) 380	Rs. a. p. ...
	Bilaspur	...	...	...	...	1,186 80 (b) 200	...
	Drug	...	...	...	...	737	...
	Total for Central Provinces.	1929	...	...	...	10,935 225 (b) 640	...
	1928	...	...	...	13,724 277 (b) 1,060	...	
Berar Division.	Amraoti	...	...	...	...	1,678	2 8 0
	Akola	...	...	...	...	1,107	...
	Buldana	...	...	...	...	727	...
	Yeotmal	...	...	...	...	949	...
Total for Berar...	1929	...	...	...	4,461	...	
	1928	...	...	...	4,873	...	
<b>Grand Total</b>	1929	...	...	...	...	15,396 225 (b) 640	...
	1928	...	...	...	...	18,597 277 (b) 1,060	...

Nors.—(1) Issues to State

(b) Issues

(2) The figures for 1929 shown in columns 11 and 13 include 68,682 bulk gallons

(3) The figures for 1929 shown in column 12 include 701 proof gallons  
*Cocaine*

Balance on 1st January 1929

Received during the year up to 31st December 1929

Total  
Sales

Balance on 31st December 1929

## MENT IV—(IMPERIAL).

and prices for the year 1929—concl'd.

other drugs.

ja.		Bhang.				Sales of cocaine in lbs., oz. and grs.
Duty per seer.	Retail price per seer.	Sales in seers of bhang and its preparations.	Cost price per seer.	Duty per seer.	Retail price per seer.	
29	30	31	32	33	34	35
Rs. a. p.	Rs. a. p.		Rs. a. p.	Rs. a. p.	Rs. a. p.	Lbs. oz. grs.
	90 0 0	143 5 (b) 87	...	...	20 0 0	...
...	110 0 0	59 20 (b) 20	...	...	25 0 0	...
...	110 0 0	...	...	...	...	...
...	...	1,781 25 (b) 107	...	...	...	0 7 26 $\frac{3}{8}$
...	...	1,517 45 (b) 80	...	...	...	0 5 32 $\frac{5}{8}$
52 8 0	75 0 0 to 90 0 0	112	2 0 0	5 0 0	25 0 0 to 35 0 0	0 0 3 $\frac{5}{8}$
"	80 0 0	62	...	...	25 0 0	0 0 17 $\frac{1}{8}$
"	70 0 0 to 120 0 0	34	...	...	24 8 0	...
"	100 0 0	...	...	...	...	...
...	...	238	...	...	...	0 1 12 $\frac{1}{8}$
...	...	266	...	...	...	0 1 66 $\frac{1}{8}$
...	...	2,019 25 (b) 107	...	...	...	0 8 38 $\frac{3}{8}$
...	...	1,783 45 (b) 80	...	...	...	0 6 39 $\frac{2}{8}$

are shown in italics.

duty free.

of beer for consumption by troops in Nagpur, Jubbulpore and Hoshangabad districts. issued direct to regiments on payment of duty.

Account.

Lbs.	oz.	grs.
0	9	40 $\frac{3}{8}$
0	11	227 $\frac{3}{8}$
1	4	268 $\frac{1}{8}$
0	8	384 $\frac{3}{8}$
0	11	322 $\frac{1}{8}$

## STATE

*Imports and Exports of excisable articles of different descriptions  
duty and (b) in*

Description of excisable articles.	Im							
	Dut							
	From Bombay.		From Calcutta.		From Punjab.		From United Provinces.	
	Quantity.	Amount of duty.	Quantity.	Amount of duty.	Quantity.	Amount of duty.	Quantity.	Amount of duty.
1	2	3	4	5	6	7	8	9
		Rs.		Rs.		Rs.		Rs.
Spirits (London proof) .	8,110	1,68,830	2,116	45,450	...	...	35	240
Wines ...	913	7,881	501	4,420	...	...	1	9
Malt liquor ..	38,914	19,479	6,347	2,994	33,404	16,702	72	88
Spirits manufactured in India.	...	...	...	...	...	..	...	...
Malt liquor manufactured in India.	..	...	...	...	27,136	13,568	...	...
Rectified spirits ..	53	754	...	...	15	...	20	...
Denatured spirits ...	11,183	12,508	4,816	7,249	...	...	5	...
Medicated wines ...	624	2,837	30	150	...	...	2	9
Total ...	59,796	2,12,289	13,810	60,263	60,555	30,270	135	346

## MENT IV-A—(IMPERIAL).

from and to other British Indian Provinces (a) on payment of bond in 1929.

ports.				Exports.				
paid				Duty paid.		In bond.		
From Central India.		Total.		Total.		To Bom-bay.	To	Total.
Quantity.	Amount of duty.	Quantity.	Amount of duty.	Quantity.	Amount of duty.			
10	11	12	13	14	15	16	17	18
	Rs.		Rs.		Rs.			
...	...	10,261	2,14,520	...	...	...	...	...
...	...	1,414	12,310	...	...	...	...	...
...	..	78,737	39,263	...	...	...	...	...
...	...	...	...	...	...	319	...	...
...	...	27,136	13,568	...	...	...	...	...
...	...	88	754	..	...	..	...	...
224	17	16,228	19,774	...	..	...	..	...
...	...	656	2,996	...	...	...	..	...
224	17	1,34,520	3,03,135	...	...	319	...	...

## Number of shops and incidence of consumption

Name of district.		Area in square miles.		Population (in thousands).			
		Out-still system.	Distillery system.		Out-still system.	Distillery system.	
			Urban.	Rural.		Urban.	Rural.
1	2	3		4	5		
Nagpur Division.	{ Nagpur	...	49	3,725	...	223	570
	{ Bhandara	...	17	3,606	...	41	677
	{ Chanda	1,151	12	8,149	7	32	622
	{ Wardna	...	32	2,402	...	65	399
	{ Balaghat	...	4	3,553	...	7	504
Jubbulpore Division.	{ Jubbulpore	...	23	3,889	...	135	611
	{ Sa'gor	...	18	3,914	...	62	466
	{ Damoh	...	5	2,813	...	15	272
	{ Seoni	...	2	3,214	...	13	336
	{ Mandla	2,159	4	2,894	87	9	290
Nerbudda Division.	{ Betul	...	14	3,858	...	17	347
	{ Chhindwara	...	14	4,554	...	27	465
	{ Hoshangabad	...	3	3,078	...	51	394
	{ Narsinghpur	...	5	1,971	...	24	291
	{ Nimar	...	32	4,195	...	63	533
Chhattisgarh Division.	{ Raipur	1,333	10	8,374	116	56	1,221
	{ Bilaspur	...	3	7,615	...	24	1,208
	{ Drug	285	2	4,128	8	11	738
Total for Central Provinces	{ 1929	4,928	249	76,932	218	875	9,744
	{ 1928	5,980	249	75,880	264	875	9,698
Berar Division.	{ Amraoti	...	23	4,681	...	77	751
	{ Akola	...	42	4,047	...	90	704
	{ Buldana	...	70	3,685	...	71	633
	{ Yeotmal	...	17	5,002	...	32	717
Total for Berar	{ 1929	...	152	17,615	...	270	2,805
	{ 1928	...	139	17,628	...	264	2,811
Grand Total	{ 1929	4,928	401	91,517	218	1,145	12,519
	{ 1928	5,980	588	93,508	264	1,139	12,109

## MENT V—(IMPERIAL).

and taxation during the year 1929.

Number of square miles per shop.

Country spirit			Opium.		Ganja.		Charas.		Bhang.	
Out-still area	Distillery area.		Urban.	Rural.	Urban.	Rural.	Urban.	Rural.	Urban.	Rural.
	Urban.	Rural.								
6	7		8		9		10		11	
...	3.8	44.5	3.8	118.3	3.8	140.2	..	...	12.3	...
...	4.3	43.7	4.3	128.8	4.3	131.6	...	..	5.7	...
82.3	3.0	54.0	6.0	211.4	6.0	300.0	...	...	...	...
...	5.3	44.5	5.3	120.1	5.1	120.1	...	...	10.7	...
...	4.0	46.1	4.0	118.4	4.0	136.7	...	..	4.0	...
...	2.3	42.3	3.3	149.6	3.3	97.2	..	...	5.8	...
...	2.6	157.8	3.0	179.3	3.0	151.7	...	...	6.0	3944
...	...	...	5.0	200.9	5.0	156.3	...	...	5.0	2813
...	2.0	34.6	2.0	100.4	2.0	107.7	...	...	2.0	...
34.8	4.0	21.4	4.0	252.7	4.0	194.4	...	...	4.0	...
...	4.7	34.8	4.7	226.9	4.7	226.9	...	...	7.0	3858
...	3.5	35.7	4.7	207.5	4.7	253.6	...	...	14.0	...
...	0.4	78.3	0.4	118.6	0.4	147.1	...	...	0.8	3678
...	1.3	103.7	1.3	140.8	1.3	131.4	..	...	2.5	1971
...	10.7	50.5	16.0	167.8	16.0	174.8	...	...	16.0	2,097.5
63.5	2.5	67.5	3.3	142.8	3.3	161.8	...	...	3.0	4,833.5
...	1.5	54.8	3.0	115.4	3.0	120.9	...	...	3.0	2,538.3
47.5	2.0	45.2	2.0	87.3	2.0	107.1	...	...	...	...
47.8	3.3	49.8	3.8	144.9	3.8	152.2	..	...	7.1	6,821.7
51.6	3.2	48.3	3.7	139.9	3.8	145.4	...	...	6.9	6,821.7
...	5.8	63.3	7.7	91.8	11.5	156.0	...	...	23.0	...
...	7.0	50.0	8.4	76.1	8.4	134.9	...	...	21.0	...
...	11.7	55.8	11.7	65.8	11.7	122.8	...	...	70.0	...
...	5.7	49.1	5.7	115.6	5.7	173.4	...	...	...	...
...	8.0	53.9	8.9	85.9	9.5	146.8	...	...	38.0	...
...	7.7	52.9	8.7	84.8	8.7	143.3	...	..	34.8	...
47.8	4.3	50.5	4.8	129.2	4.9	151.2	..	...	10.3	8,289.6
51.6	4.0	49.1	4.7	125.4	4.7	145.0	...	...	9.7	8,290.7



## STATE

## Number of shops and incidence of consumption

Name of district.		Number of shops per 10,000					
		Country sprit.			Opium.		
		Out still area.	Distillery area.				
			Urban.	Rural.	Urban.	Rural.	
1	2	3		4			
Nagpur Division.	{ Nagpur	...	0.6	1.5	0.5	0.6	
	{ Bhandara	...	1.0	1.2	1.0	0.4	
	{ Chanda	...	20.0	1.3	2.4	0.6	
	{ Wardha	...	0.9	1.4	0.9	0.5	
	{ Balaghat	...	...	1.4	1.5	1.4	0.6
Jubbulpore Division.	{ Jubbulpore	...	0.7	1.5	0.5	0.4	
	{ Saugor	...	1.1	0.5	1.0	0.5	
	{ Damoh	...	...	...	1.0	0.5	
	{ Seoni	...	0.8	2.8	0.8	1.0	
	{ Mandla	...	7.1	1.1	4.7	1.1	0.5
Nerbudda Division.	{ Betul	...	1.8	3.2	1.8	0.5	
	{ Chhindwara	...	1.5	2.8	1.1	0.5	
	{ Hoshangabad	...	1.3	1.2	1.3	0.8	
	{ Narsinghpur	...	1.7	0.7	1.7	0.5	
	{ Nimar	...	0.5	2.5	0.3	0.8	
Chhattisgarh Division.	{ Raipur	...	1.8	0.7	1.0	0.5	
	{ Bilaspur	...	...	0.8	1.2	0.4	
	{ Drug	...	7.5	0.9	1.3	0.9	
Total for Central Provinces	{ 1929	...	4.7	0.9	1.6	0.8	
	{ 1928	...	4.0	0.9	1.5	0.8	
Berar Division	{ Amraoti	...	...	0.5	1.0	0.4	
	{ Akola	...	...	0.7	1.2	0.6	
	{ Buldana	...	...	0.8	1.0	0.8	
	{ Yeotmal	...	...	0.9	1.5	0.9	
Total for Berar	{ 1929	...	...	0.7	1.2	0.6	
	{ 1928	...	...	0.7	1.1	0.6	
Grand Total	{ 1929	...	4.7	0.8	1.5	0.7	
	{ 1928	...	4.0	0.9	1.5	0.7	

## MENT V—(IMPERIAL).

and taxation during the year 1929—contd.

of population.						Consumption per 100 of the population in gallons or seers (to two places of decimals).				
Ganja.		Charas.		Bhang.		Country spirit (distillery area).	Opium.	Ganja.	Charas.	Bhang.
Urban.	Rural	Urban.	Rural.	Urban.	Rural.					
15		16		17		18	19	20	21	22
0'6	0'5	...	...	0'2	...	2'70	0'17	0'15	...	0'10
1'0	0'4	...	...	0'7	...	2'49	0'13	0'11	...	0'10
0'6	0'5	...	...	...	...	7'66	0'07	0'06	...	...
0'9	0'5	...	...	0'5	...	1'47	0'18	0'20	...	0'06
1'4	0'5	...	...	1'4	...	3'57	0'23	0'19	...	...
0'5	0'7	...	...	0'3	...	2'54	0'06	0'08	...	0'02
1'0	0'7	...	...	0'5	...	0'39	0'05	0'04	...	...
1'0	0'7	...	...	1'0	...	...	0'03	0'05	...	...
0'8	0'9	...	...	0'8	...	3'23	0'22	0'11	...	...
1'1	0'7	...	...	1'1	...	20'34	0'13	0'10	...	0'01
1'8	0'5	...	...	1'2	...	15'81	0'06	0'07	...	0'02
1'1	0'4	...	...	0'4	...	5'87	0'11	0'10	...	0'01
1'3	0'6	...	...	0'8	...	1'28	0'09	0'07	...	0'01
1'7	0'5	...	...	0'8	...	0'31	0'21	0'08	...	0'02
0'3	0'7	...	...	0'3	0'1	3'61	0'09	0'10	...	0'01
0'5	0'4	...	...	0'4	...	1'01	0'17	0'08	...	0'01
0'4	0'5	...	...	0'4	...	2'00	0'10	0'10	...	...
0'9	0'6	...	...	...	...	2'39	0'21	0'10	...	...
0'8	0'5	...	...	0'4	...	3'73	0'13	0'10	...	0'02
0'8	0'6	...	...	0'4	...	3'72	0'14	0'13	...	0'01
0'3	0'4	...	...	...	...	2'10	0'30	0'20	...	0'02
0'6	0'4	...	...	0'2	...	2'02	0'28	0'14	...	0'01
0'8	0'5	...	...	0'1	...	1'72	0'28	0'10	...	...
0'9	0'4	...	...	...	...	5'01	0'16	0'13	...	...
0'6	0'4	...	...	0'1	...	2'70	0'25	0'15	...	0'01
0'6	0'4	...	...	0'2	...	2'53	0'26	0'16	...	0'01
<b>0'7</b>	<b>0'5</b>	...	...	<b>0'3</b>	...	<b>3'50</b>	<b>0'16</b>	<b>0'11</b>	...	<b>0'01</b>
0'7	0'5	...	...	0'4	...	3'45	0'17	0'13	...	0'01

## STATE

## Number of shops and incidence of consumption

Name of district.		Average taxation per proof gallon or see					
		Country spirit (distillery area).			Opium.		
		Duty.	Vend fees.	Total.	Duty.	Vend fees.	Total.
r		23	24	25	26	27	28
Nagpur Division.	{ Nagpur	17'60	11'90	29'50	67'35	95'86	163'21
	{ Bhandara	11'03	8'46	19'49	67'33	88'84	156'17
	{ Chanda	5'74	3'39	9'13	67'33	70'14	137'47
	{ Wardha	20'53	10'89	31'42	67'42	87'10	154'61
	{ Balaghat	5'26	4'21	9'47	67'35	67'46	134'81
Jubbulpore Division.	{ Jubbulpore	13'33	5'11	18'44	66'84	88'67	155'51
	{ Saugor	14'81	7'83	22'69	67'04	51'21	119'25
	{ Damoh	...	...	...	67'36	70'58	137'94
	{ Seoni	4'69	3'37	8'06	67'34	45'17	112'51
	{ Mandla	1'05	1'22	2'27	67'27	52'67	119'94
Nerbudda Division.	{ Betul	4'03	2'41	6'44	67'21	65'08	132'29
	{ Chhindwara	5'18	3'25	8'43	67'27	90'02	157'29
	{ Hoshangabad	11'30	6'66	17'96	67'54	57'91	125'45
	{ Narsinghpur	12'10	6'53	18'69	67'38	41'28	111'66
	{ Nimar	13'94	8'29	22'23	67'22	70'11	137'33
Chhattisgarh Division.	{ Raipur	4'96	3'25	7'21	67'58	67'49	135'07
	{ Bilaspur	4'43	3'25	7'68	67'12	90'97	158'09
	{ Drug	3'58	1'05	4'63	67'54	54'33	121'77
Total for Central Provinces	{ 1929	6'36	3'87	10'23	67'37	71'71	139'01
	{ 1928	6'45	3'62	10'07	60'77	64'34	125'11
Berar Division.	{ Amraoti	17'98	12'02	30'00	67'30	74'03	141'33
	{ Akola	13'34	12'13	31'47	67'33	75'70	143'09
	{ Buldana	18'09	10'88	28'97	67'36	68'29	135'65
	{ Yeotmal	14'95	8'46	23'41	67'29	79'76	147'05
Total for Berar	{ 1929	16'92	10'27	27'19	67'14	73'93	141'27
	{ 1928	16'07	9'70	25'77	59'71	72'36	132'09
Grand Total	{ 1929	8'19	4'98	13'17	67'36	72'49	139'85
	{ 1928	8'04	4'63	12'67	60'41	67'11	127'52

## MENT, V—(IMPERIAL.)

and taxation during the year 1930—(concl'd).

in rupees (to two places of decimals).									Average total Excise Revenue per head of population (based on Col- umn 48 of Imperial Return)
Ganja.			Charas.			Bhang.			
Duty.	Vend fees.	Total.	Duty.	Vend fees.	Total.	Duty.	Vend fees.	Total.	
29	30	31	32	33	34	35	36	37	38
									Rs. a. p.
52'53	47'3	92'86	...	...	...	5'00	5'90	10'90	1 9 1
52'54	50'75	103'23	...	...	...	5'00	9'86	14'86	0 13 7
52'50	30'66	83'16	...	...	...	...	...	...	0 14 5
52'58	31'6	83'91	...	...	...	5'00	4'35	9'35	1 5 0
52'52	34'86	87'38	...	...	...	5'00	5'71	10'71	0 14 1
52'51	50'49	102'02	...	...	...	5'00	6'58	11'58	0 11 5
52'59	37'63	90'27	...	...	...	5'00	2'06	7'06	0 3 5
52'60	47'87	100'56	...	...	...	5'00	11'25	16'25	0 1 9
52'54	34'44	86'08	...	...	...	5'00	8'10	13'10	0 11 5
52'49	41'22	93'71	...	...	...	5'00	9'81	14'81	0 12 7
52'56	27'03	79'59	...	...	...	5'00	2'02	8'02	1 2 11
52'50	41'08	93'58	...	...	...	5'00	8'72	13'78	0 13 5
52'58	34'18	86'76	...	...	...	5'00	5'15	10'15	0 7 3
52'58	41'68	86'26	...	...	...	5'00	12'12	17'12	0 5 10
52'50	31'69	84'19	...	...	...	5'00	9'23	14'23	1 1 7
52'41	29'37	81'78	...	...	...	5'00	6'81	11'81	0 9 4
52'31	40'31	82'62	...	...	...	5'00	8'47	13'47	0 6 11
52'73	16'53	69'26	...	...	...	...	...	...	...
52'53	27'4	89'67	...	...	...	5'00	6'28	11'28	0 12 0
47'53	29'08	76'61	...	...	...	5'01	7'00	12'01	0 11 10
52'53	30'52	83'05	...	...	...	5'00	10'56	15'56	1 7 0
52'51	33'07	85'58	...	...	...	5'16	4'84	10'00	1 5 4
52'50	21'98	82'48	...	...	...	5'00	7'36	12'36	1 0 0
52'50	34'27	86'77	...	...	...	...	...	...	1 9 9
52'52	31'86	84'38	...	...	...	5'04	8'61	13'65	1 6 2
47'53	27'33	74'86	...	...	...	5'11	5'80	10'91	1 4 5
52'52	35'61	88'13	...	...	...	5'00	6'55	11'55	0 14 2
47'53	28'62	76'15	...	...	...	5'02	6'83	11'85	0 13 9

## STATEMENT VI.

Statement showing Demand, Collections, Remissions and Balances in respect of Retail License Fees during the year 1929.

Head of Excise Revenue.	Central Provinces.					Berar.					
	Demand.	Collections.	Remission.	Balance still to be realized.	Percentage of balance to total demand.	Demand.	Collections.	Remission.	Balance still to be realized.	Percentage of balance to total demand.	
1	2	3	4	5	6	7	8	9	10	11	
	Rs.	Rs.	Rs.	Rs.	Rs.	Rs.	Rs.	Rs.	Rs.	Rs.	
Foreign liquor.	For the year under report ...	1,51,357	1,51,357	...	...	...	38,550	38,550	...	...	
	Arrears for preceding years ...	3	3	...	...	...	...	...	...	...	
Country spirits.	For the year under report ...	16,26,289	16,14,484	316	1: 489	0'7	5,50,695	5,50,182	...	513	...
	Arrears for preceding years ...	18,144	5,529	6,946	5,669	...	(b) 4,724	782	3,330	612	...
Tari ...	For the year under report ...	2,48,079	2,47,448	...	631	0'2	1,22,773	1,22,015	...	758	0'6
	Arrears for preceding years ...	(a) 676	441	235	...	..	1,814	964	850	...	...
Opium ...	For the year under report ...	10,26,487	10,16,365	...	10,122	0'9	5,78,532	5,75,517	...	3,015	0'5
	Arrears for preceding years ...	6,522	3,827	336	2,359	...	814	814	...	...	..
Ganja ...	For the year under report ...	4,15,750	4,02,410	13,340	...	...	1,42,555	1,41,762	...	793	0'5
	Arrears for preceding years ...	3,875	1,757	2,063	55	...	1,096	323	773	...	...

Bhang and Majum.	{ For the year under report ...	11,396	11,150	...	246	2'1	2,050	2,050	...	...	...
	{ Arrears for preceding years ...	1	1	...	...	...	...	...	...	...	...
Cocaine	{ For the year under report ..	50	50	...	...	...	10	10	...	...	...
	{ Arrears for preceding years ...	...	..	...	...	...	...	...	...	...	..
Total ...	{ For the year under report ...	34,79,408	34,43,264	13,656	22,488	0'6	14,35,165	14,30,086	...	5,079	...
	{ Arrears for preceding years ...	20,221	11,558	9,580	8,083	...	8,448	2,883	4,953	612	...
<b>Total for 1929</b> ...		<b>35,08,629</b>	<b>34,54,822</b>	<b>23, 236</b>	<b>30,571</b>	<b>0'8</b>	<b>14,43,613</b>	<b>14,32,969</b>	<b>4,953</b>	<b>5,691</b>	...
Total ...	{ For the year 1928 ...	31,98,584	31,81,185	754	16,645	0'5	16,21,262	16,17,714	1,117	2,431	0'1
	{ Arrears for preceding years ..	53,541	33,467	7,499	12,575	...	23,965	11,823	6,124	6,018	..
Total for 1928 ...		32,52,125	32,14,652	8,253	29,220	0'9	16,45,227	16,29,537	7,241	8,449	0'5

(a) Add Rs. 743 credited but not reported in 1928.

(b) Add Rs. 46 wrongly shown as collection in 1928.

## Classified Statement of Offences against the Excise and

Name of district.		A —						
		Smuggling.		Illicit distilla- tion.	Illicit manu- facture of <i>todi</i> .	Dila- tion.	Using false mea- sures.	
		(a)	(b)					
1	2	3	4	5	6	7		
Nagpur Division.	Nagpur	...	5	58	...	14	3	
	Bhandara	...	1	6	90	27	15	
	Chanda	...	17	17	106	29	12	
	Wardha	...	...	3	12	12	5	
	Balaghat	...	...	3	112	7	12	
Jubbulpore Division.	Jubbulpore	...	4	22	42	10	4	
	Saugor	...	4	...	3	1	2	
	Damoh	...	...	1	...	...	...	
	Seoni	...	...	2	17	4	5	
	Mandla	...	12	8	269	32	8	
Nerbuda Division.	Betul	...	...	4	164	26	7	
	Chhindwara	...	...	24	424	23	9	
	Hoshangabad	...	8	2	9	3	...	
	Narsinghpur	...	...	...	...	1	...	
	Nimar	...	8	...	32	11	5	
Chhattisgarh Division.	Raipur	...	29	13	27	25	6	
	Bilaspur	...	45	5	29	21	6	
	Drug	...	14	7	10	19	1	
Total for Central Provinces	{ 1929	...	142	122	1,404	...	265	100
	{ 1928	...	179	122	1,274	7	256	101
Berar Division.	Amraoti	...	...	19	30	...	5	13
	Akola	...	1	...	33	...	5	2
	Buldana	...	1	12	66	...	4	4
	Yeotmal	...	3	6	143	2	19	18
	Total for Berar	{ 1929	...	5	37	272	2	33
	{ 1928	...	8	29	181	1	44	29
Grand Total	{ 1929	...	147	159	1,676	2	298	137
	{ 1928	...	187	151	1,455	8	300	130

## MENT VII.

Opium Laws reported in the year 1929.

Liquor.

B.—Intoxicating drugs

Other offences.		Total.	Hemp drugs.			Cocaine.			Total.
By li- censees.	By persons other than li- censees.		Illicit cultiva- tion of <i>ganja</i> .	Other offences.		Illicit posses- sion of cocaine	Unli- censed sale of cocaine.	Smug- gling of cocaine.	
				By li- censees.	By persons other than li- censees.				
8	9	12	11	12	13	14	15	16	17
69	18	167	3	13	52	...	...	...	68
47	3	189	...	15	6	...	...	...	21
125	9	315	...	10	2	...	...	...	12
91	7	130	...	20	2	...	...	...	22
55	2	191	1	9	3	...	...	...	13
60	8	150	4	23	67	1	...	...	95
13	1	24	3	16	44	...	...	...	63
1	...	2	3	6	14	...	...	...	23
48	1	77	...	7	3	...	...	...	10
37	13	379	1	6	1	...	...	...	8
90	8	299	1	17	...	...	...	...	18
77	5	562	2	14	5	...	...	...	21
29	7	53	1	12	24	...	...	...	37
5	5	11	...	5	7	...	...	...	12
74	2	132	...	14	22	...	...	1	37
266	15	381	...	75	14	...	...	...	89
94	15	215	1	29	19	...	...	...	49
80	11	142	1	28	1	...	...	...	30
1,261	130	3,424	21	319	286	1	...	1	628
1,307	146	3,392	36	293	235	...	...	...	564
137	14	218	2	88	8	...	...	...	98
46	10	97	1	16	5	...	...	...	22
48	...	135	...	17	2	...	...	...	19
205	29	425	1	61	3	...	...	...	65
436	53	875	4	182	18	...	...	...	204
611	34	937	11	153	18	...	...	...	182
1,697	183	4,299	25	501	301	1	...	1	832
1,913	180	4,329	47	445	253	...	...	...	746



## Classified Statement of Offences against the Excise and

Name of district.		C.—Opium.						Total.
		Smuggling of opium.	Possession of opium in excess of the legal limit.	Sale of duty-paid opium without license.	Offences relating to <i>madak</i> .	Other offences.		
						By licensees.	By persons other than licensees.	
1		18	19	20	21	22	23	24
Nagpur Division.	{ Nagpur ...	1	15		16	20	...	52
	{ Bhandara ...	...	4	1	2	22	...	29
	{ Chanda ...	...	3	2	4	14	...	24
	{ Wardha ...	1	3	2	6	11	1	23
	{ Balaghat ...	...	11	5	9	20	...	45
Jubbulpore Division.	{ Jubbulpore ...	3	10	2	8	18	...	41
	{ Saugor ...	19	...	...	6	7	...	32
	{ Damoh ...	4	2	...	1	6	...	13
	{ Seoni ...	...	12	...	2	29	...	43
	{ Mandla ...	2	7	...	15	9	...	33
Nerbudda Division.	{ Betul ...	1	3	...	2	14	...	20
	{ Chhindwara ...	1	4	1	10	17	...	33
	{ Hoshangabad ...	24	3	1	5	13	...	46
	{ Narsinghpur ...	9	21	2	20	23	...	75
	{ Nimar ...	16	...	...	6	24	...	46
Chhattisgarh Division.	{ Raipur ...	...	19	3	43	97	...	162
	{ Bilaspur ...	4	21	5	17	62	...	109
	{ Drug ...	1	12	2	11	43	...	69
Total for Central Provinces	{ 1929 ...	86	150	26	183	449	1	895
	{ 1928 ...	69	191	29	53	482	3	827
Berar Division.	{ Amraoti ...	...	24	5	14	145	...	188
	{ Akola ...	1	11	2	8	27	1	50
	{ Buldana ...	...	4	1	1	44	...	50
	{ Yeotmal ...	...	5	2	12	124	...	147
Total for Berar	{ 1929 ...	1	48	10	35	340	1	435
	{ 1928 ...	2	57	9	19	346	3	436
Grand Total	{ 1929 ...	87	198	36	218	789	2	1,000
	{ 1928 ...	71	248	38	72	828	6	1,263

Opium Laws reported in the year 1929—concl'd.

Results of prosecutions for the year 1929.					Details of opium cases.	
Number of persons.			Amount of fines imposed.	Amount of rewards paid to informers, captors, etc.	Total number of opium cases in which convictions were obtained.	Quantity of opium seized.
Prosecuted.	Convicted.	Imprisoned.				
25	26	27	28	29	30	31
						M. S. T.
246	185	38	6,375	2,662	22	0 0 33
149	118	11	5,755	2,799	5	0 0 4
183	150	16	4,134	2,182	7	0 0 9
60	44	8	1,090	849	7	0 1 9
173	146	13	5,387	1,295	22	0 0 27
198	155	19	3,591	2,592	21	0 0 27
72	64	5	1,138	555	19	0 31 42
38	29	5	892	456	7	0 0 18
40	34	1	1,210	366	13	0 0 18
396	325	3	10,439	4,399	21	0 0 13
203	156	1	7,601	3,613	6	0 0 11
517	445	5	15,824	8,528	12	0 0 15
82	69	7	1,388	571	26	0 0 61
110	72	10	1,130	542	37	0 3 6
184	158	32	3,385	1,792	23	2 26 21
276	229	12	3,917	901	49	0 0 41
198	184	15	5,510	1,434	41	0 0 23
116	110	3	1,954	564	28	0 0 15
3,241	2,673	204	80,920	36,105	367	3 25 75
2,606	2,187	252	74,922	31,421	299	1 12 5
175	159	29	5,526	1,965	39	0 0 42
103	86	23	1,597	1,107	22	0 0 19
139	96	42	3,785	1,150	5	0 0 14
294	250	53	5,712	1,221	21	0 0 13
711	591	147	16,620	5,423	87	0 1 8
410	344	121	9,678	5,304	81	0 2 11
3,952	3,264	351	97,540	41,528	454	3 27 3
3,016	2,531	373	84,600	36,725	380	1 14 16

STATEMENT No VIII.

*Cultivation of Ganja in the Nimar district and transactions at the Khandwa Ganja Store-house in the year 1929.*

Number of cultivating licenses granted	Area for which granted	Area under cultivation.	Balance at the beginning of the year.	Quantity of uncleaned ganja deposited during the year.	Total columns 4 and 5.	Amount of cleaned ganja issued to—				Quantity of refuse destroyed and dry-age.	Total of columns 7 to 11.	Balance, i. e., column 6 minus column 12.	Remarks.
						Central Provinces and Berar.	Feudatory States, Central Provinces.	Other Provinces.	Native States outside Central Provinces.				
1	2	3	4	5	6	7	8	9	10	11	12	13	14
73	105.86	91.95	Mds. s. 536.38	Mds. s. 677.32	Mds. s. 1,214.30	Mds. s. 403.6	..	...	...	Mds. s. 470.30	Mds. s. 873.36	Mds. s. 340.34	

---

---

STATEMENT IX.

---

---

## STATEMENT IX.

Country spirits consumption, license fee demand, issue price rates, incidence of taxation and the rates of retail price for the different areas under the supply system for the year 1929.

District.	Name of area.	Consumption in proof gallons.	License fee demand.	Incidence of license fee demand per proof gallon.	Issue price per proof gallon.	Total incidence of taxation per proof gallon for the		Details of retail price (in annas) per bottle (one-sixth of a gallon) of a 60°-65° U. P.		
						Previous year.	Year under report.	Urban.	Rural.	
1	2	3	4	5	6	7	8	9	10	
			Rs.	Rs. a. p.	Rs. a. p.	Rs. a. p.	Rs. a. p.	Annas.	Annas.	
DIVISION.	Nagpur ...	Nagpur and Kamptee towns ...	10,331	1,77,500	17 2 10	23 2 0	35 0 6	40 4 10	6 drams of 65° U. P. at 32 to 33 and 28 in Kamptee.	...
		Nineteen shops in Ramtek and Saoner mining area.	5,443	27,990	5 2 3	12 8 0	15 5 4	17 10 3	...	60° U. P. at 18 to 24*
		Rest of the district ...	5,661	49,350	8 11 5	19 6 0	28 5 0	28 1 5	...	65° U. P. at 24 to 32.
	Bhandara ...	One shop in Bhandara town ...	882	15,500	17 9 10	18 2 0	32 15 9	35 11 10	42	...
		One shop in Gondia town ...	617	9,500	15 6 4	18 2 0	26 9 11	33 8 4	42	...
		Three shops in Bhandara tahsil	1,588	6,000	3 12 5	11 14 0	19 5 11	15 10 5	...	16
		Seven shops in Gondia tahsil and six in Sakoli tahsil.	1,141	5,800	5 1 4	9 1 0	13 1 8	14 2 4	...	16 to 21
	Five shops in low duty area of Sakoli tahsil.	568	1,885	3 5 1	5 10 0	8 2 5	8 15 1	..	11 to 12	
	Rest of the district ...	13,092	1,12,700	8 9 8	12 8 0	20 13 8	21 1 8	...	18 to 32	

		Chanda and Warora town shops	3,287	27,345	8 5 0	16 14 0	25 10 4	25 3 0	28 to 36	...
NAGPUR	Chanda	Rest of Warora tahsil and shops round Chanda town.	4,260	25,565	6 0 0	16 14 0	23 13 6	22 14 0	...	24 to 32
		Rest of Chanda tahsil and whole of Brahmपुरi tahsil.	9,480	48,336	5 1 7	10 15 0	16 5 0	16 0 7	...	16 to 20
		Garchiroli Khalsa excepting south eastern portion.	7,955	27,865	3 8 1	5 10 0	9 10 2	9 2 1	...	9 to 16
		Rest of the district under the supply system.	25,143	38,274	1 8 4	4 1 0	5 13 9	5 9 4	...	6 to 8
		Wardha	Wardha, Arvi, Pulgaon and Hinganghat towns.	1,815	33,045	18 3 4	23 2 0	39 15 0	41 5 4	48 to 50
		Rest of the district	4,994	41,076	8 3 7	21 14 0	26 13 6	30 1 7	36	28 to 36
	Balaghat	Balaghat town	508	6,500	12 12 9	14 1 0	23 4 8	26 13 9	37	...
		Baihar town	593	2,010	3 6 3	5 15 0	8 13 5	9 5 3	...	10
		Rest of the Baihar tahsil	11,729	21,533	1 13 4	3 12 0	4 12 3	5 9 4	...	6 to 8
		Wara Seoni town	320	4,005	12 10 2	11 14 0	19 6 8	24 8 2	...	28
		Rest of the district	5,090	43,100	8 7 4	11 14 0	19 6 8	20 5 4	...	16 to 26
	JUBBULPORE DIVISION.	Jubbulpore	Jubbulpore town high duty area	14,478	75,300	5 3 4	16 14 0	21 1 0	22 1 4	22 to 24
		Murwara town high duty area	687	9,500	13 13 3	14 6 0	20 11 8	28 3 3	24	...
		Kundam tract in Jubbulpore tahsil.	900	967	1 1 2	4 6 0	5 12 7	5 7 2	...	7
		Patan tahsil, Jubbulpore tahsil, excluding the Jubbulpore town area and Kundam tract and the western portion of Sihora tahsil	1,252	11,435	9 2 2	11 14 0	19 2 3	21 0 2	...	20 to 24
		Bargi tract and the rest of the district.	1,619	4,509	2 12 6	6 14 0	8 14 9	9 10 6	...	10 to 16

## STATEMENT IX.

Country spirits consumption, license fee demand, issue price rates, incidence of taxation and the rates of retail price for the different areas under the supply system for the year 1929.

District.	Name of area.	Consumption in proof gallons.	License fee demand.	Incidence of license fee demand per proof gallon.	Issue price per proof gallon.	Total incidence of taxation per proof gallon for the		Details of retail price (in annas) per bottle (one-sixth of a gallon) of a 60°-65° U. P.		
						Previous year.	Year under report.	Urban.	Rural.	
1	2	3	4	5	6	7	8	9	10	
			Rs.	Rs. a. p.	Rs. a. p.	Rs. a. p.	Rs. a. p.	Annas.	Annas.	
DIVISION.	Nagpur	Nagpur and Kamptee towns ...	10,331	1,77,500	17 2 10	23 2 0	35 0 6	40 4 10	6 drams of 65° U. P. at 32 to 33 and 28 in Kamptee.	...
		Nineteen shops in Ramtek and Saoner mining area.	5,443	27,990	5 2 3	12 8 0	15 5 4	17 10 3	...	60° U. P. at 18 to 24
		Rest of the district ...	5,661	49,350	8 11 5	19 6 0	28 5 0	28 1 5	...	65° U. P. at 24 to 32.
	Bhandara	One shop in Bhandara town ...	882	15,500	17 9 10	18 2 0	32 15 9	35 11 10	42	...
		One shop in Gondia town ...	617	9,500	15 6 4	18 2 0	26 9 11	33 8 4	42	...
		Three shops in Bhandara tahsil	1,588	6,000	3 12 5	11 14 0	19 5 11	15 10 5	...	16
		Seven shops in Gondia tahsil and six in Sakoli tahsil.	1,141	5,800	5 1 4	9 1 0	13 1 8	14 2 4	...	16 to 21
		Five shops in low duty area of Sakoli tahsil.	568	1,885	3 5 1	5 10 0	8 2 5	8 15 1	..	11 to 12
		Rest of the district ...	13,092	1,12,700	8 9 8	12 8 0	20 13 8	21 1 8	...	18 to 32

NAGPUR										
Chanda	Chanda and Warora town shops	3,287	27,325	8 5 0	16 14 0	25 10 4	25 3 0	28 to 36	...	
	Rest of Warora tahsil and shops round Chanda town.	4,260	25,565	6 0 0	16 14 0	23 13 6	22 14 0	...	24 to 32	
	Rest of Chanda tahsil and whole of Brahmपुरi tahsil.	9,480	48,336	5 1 7	10 15 0	16 5 0	16 0 7	...	16 to 20	
	Garchiroli Khalsa excepting south eastern portion.	7,955	27,865	3 8 1	5 10 0	9 10 2	9 2 1	...	9 to 16	
	Rest of the district under the supply system.	25,143	38,274	1 8 4	4 1 0	5 13 9	5 9 4	...	6 to 8	
Wardha	Wardha, Arvi, Pulgaon and Hinganghat towns.	1,815	33,045	18 3 4	23 2 0	39 15 0	41 5 4	48 to 50	...	
	Rest of the district	4,994	41,076	8 3 7	21 14 0	26 13 6	30 1 7	36	28 to 36	
Balaghat	Balaghat town	...	508	6,500	12 12 9	14 1 0	23 4 8	26 13 9	37	...
	Baihar town	...	593	2,010	3 6 3	5 15 0	8 13 5	9 5 3	...	10
	Rest of the Baihar tahsil	...	11,729	21,533	1 13 4	3 12 0	4 12 3	5 9 4	...	6 to 8
	Wara Seoni town	...	320	4,005	12 10 2	11 14 0	19 6 8	24 8 2	...	28
	Rest of the district	...	5,090	43,100	8 7 4	11 14 0	19 6 8	20 5 4	...	16 to 26
JUBBULPORE DIVISION.	Jubbulpore town high duty area	14,478	75,300	5 3 4	16 14 0	21 1 0	22 1 4	22 to 24	22 to 24	
	Murwara town high duty area	...	687	9,500	13 13 3	14 6 0	20 11 8	28 3 3	24	...
	Kundam tract in Jubbulpore tahsil.	...	900	967	1 1 2	4 6 0	5 12 7	5 7 2	...	7
	Patan tahsil, Jubbulpore tahsil, excluding the Jubbulpore town area and Kundam tract and the western portion of Sihora tahsil	...	1,252	11,435	9 2 2	11 14 0	19 2 3	21 0 2	...	20 to 24
	Bargi tract and the rest of the district.	...	1,619	4,509	2 12 6	6 14 0	8 14 9	9 10 6	...	10 to 16



## STATEMENT IX.

Country spirits consumption, license fee demand, issue price rates, incidence of taxation and the rates of retail price for the different areas under the supply system for the year 1929—contd.

District.	Name of area.	Consumption in proof gallons.	License fee demand.	Incidence of license fee demand per proof gallon.	Issue price per proof gallon.	Total incidence of taxation per proof gallon for the		Rates of retail prices (in annas) per bottle (one-sixth of gallon, of 60°—65° U. P.		
						Previous year.	Year under report.	Urban.	Rural.	
1	2	3	4	5	6	7	8	9	10	
		Rs.	Rs.	Rs. a. p.	Rs. a. p.	Rs. a. p.	Rs. a. p.	Annas.	Annas.	
Division—contd	Saugor	Saugor town, the shops surrounding Saugor town, Khurai, Etawah and Bina towns of the Khurai tahsil.	1,752	16,059	9 2 8	16 14 0	25 1 3	26 0 8	24	24
		Rest of the district	304	1,756	5 12 5	14 6 0	21 6 0	20 2 5	26	28
	Seoni	Damoh town	...	...	...	...	...	...	...	...
		Seoni town	807	9,100	11 4 5	12 8 0	26 3 5	23 12 5	28	...
	Mandla	Rest of the Seoni tahsil except four shops.	3,273	17,112	5 3 8	10 0 0	15 9 10	15 3 8	..	16 to 20
		Lakhnadon tahsil and four shops of Seoni tahsil.	7,202	11,889	1 10 5	3 12 0	4 14 4	5 6 5	...	6 to 8
	Mandla and Nainpur towns	1,719	13,400	7 12 9	7 8 0	13 6 5	15 4 9	16	..	

	Chhabi, Bichbia and Ghugri tracts in the Mandla tahsil Mehdwani and Shahpura tracts in the Niwas tahsil and western and southern portions of Dindori tahsil.	45,840	41,630	0 14 6	2 3 0	2 12 10	3 1 0	...	4
	Rest of the district under supply system.	13,261	15,925	1 6 11	3 12 0	4 15 5	5 2 11	..	6
Betul	The Betul headquarters circle of the Betul tahsil except the Gochi and Mardwani shops, the Multai tahsil except the Ratera, Dunawa and Bordehi tracts, and the Bhainsdehi tahsil except Tapti Valley shops of the Bhainsdehi and Chicholi circle and the Khomai shop.	20,352	78,220	3 13 6	8 12 0	12 12 7	12 9 6	16 to 20	12 to 20
	The Khomai shop (on the Amraoti border).	192	530	2 12 2	16 14 0	19 12 6	19 10 2	...	24
Chhindwara	Rest of the district.	36,990	59,367	1 9 8	3 12 0	5 10 5	5 5 8	...	6
	The Bhatoria, Lawaghogri tracts Khireti, Chopna and Bilawar shops of the Chhindwara tahsil and the jagirs excluding Pagara and Lahgadwa tracts.	13,471	18,296	1 5 9	3 12 0	5 5 0	5 1 9	...	5 to 8
	The khalsa area of the Amara-wara tahsil and the rest of the Chhindwara tahsil excluding Chhindwara town shops. The Pagara and Lahgadwa tract, of the jagirs and Khamarpani tract of Sausar tahsil.	54,500	25,165	4 9 11	9 6 0	14 5 4	13 5 11	...	14 to 18
	Ambada tract of the Sausar tahsil except Mangruli shop.	3,540	12,475	3 8 5	5 0 0	8 3 9	8 8 5	...	8 to 10

## STATEMENT IX.

Country spirits consumption, license fee demand, issue price rates, incidence of taxation and the rates of retail price for the different areas under the supply system for the year 1929.—contd.

All

District.	Name of area.	Consumption in proof gallons.	License fee demand.	Incidence of license fee demand per proof gallon.	Issue price per proof gallon.	Total incidence of taxation per proof gallon for the		Details of retail prices in annas) per bottle (one-sixth of a gallon) of 60°—65° U. P.		
						Previous year.	Year under report.	Urban.	Rural.	
1	2	3	4	5	6	7	8	9	10	
Division.— <i>concd</i>	Chhindwara ...	Chhindwara town shops and the rest of the tahsil of Sausar tahsil and Mangruli shop of Ambada tract.	6,393	Rs. 37,880	Rs. a. p. 5 15 1	Rs. a. p. 11 14 0	Rs. a. p. 16 10 11	Rs. a. p. 17 13 1	20 to 22 bulk and 32 for sealed bottles.	18 to 20
		Harda town ..	396	4,200	10 9 8	17 3 0	...	27 12 8	39	...
		Hoshangabad, Itarsi and four rural shops adjoining them and the Pachmarhi town shop.	1,219	11,917	9 12 5	16 14 0	29 13 5	26 10 5	37 to 43	24
	Hoshangabad...	Bori Range (Sohagpur tahsil) two shops.	170	85	0 8 0	5 0 0	4 10 10	5 8 0	...	9
		Three shops in Kesla tract and Kaida shop of Harda tahsil.	694	2,055	2 15 6	7 8 0	9 10 2	10 7 6	...	12 to 16
		Rest of the district ...	3,234	19,753	6 1 9	12 8 0	18 13 8	18 9 9	28	16 to 24
	Narsinghpur ...	Narsinghpur town ...	280	2,355	8 5 5	16 14 0	21 12 6	25 3 5	26	...
		Gadarwara town ...	202	1,705	8 7 1	15 10 0	19 3 11	24 1 1	24	...

Nimar

Raipur

Rest of the district	505	2,475	4 14 5	11 14 0	16 6 6	16 12 5	22 to 24	20 to 24
Khandwa town	1,046	16,000	15 4 9	23 2 0	34 13 11	38 6 9	40	..
Burhanpur town	1,057	13,025	12 5 2	23 2 0	35 3 8	35 7 2	34 to 40	..
Four shops round Burhanpur town and 3 shops on Khandesh border.	810	6,250	7 11 5	19 6 0	25 14 8	27 1 5	..	24 to 28
Ten shops of Burhanpur tahsil.	2,258	23,015	10 3 1	16 14 0	22 1 7	27 1 1	..	24 to 28
Four shops round Khandwa town.	331	23,60	7 1 5	19 6 0	23 6 5	26 7 5	..	33
Harsud tahsil excluding Jubgaon tract and the shops at Bhigawan and Khar.	4,353	7,535	5 9 1	11 14 0	17 3 7	17 7 1	..	20 to 24
Kanapur Bedia and Badud tracts	1,520	6,849	4 8 1	6 14 0	8 11 0	11 6 1	..	13 to 15
Rest of the district	5,026	42,015	7 1 5	14 6 0	20 0 4	21 7 5	..	20 to 28
Raipur town and villages within a radius of five miles thereof.	3,342	29,500	8 13 3	18 2 0	23 12 5	26 15 3	32	..
Bhatapara town and villages within a radius of five miles thereof. Dhamtari town and villages within five miles thereof, of the south-eastern boundary extending to Mahanadi river only.	1,766	14,145	8 0 2	11 14 0	17 11 9	19 14 2	22	..
Rural area of the Raipur tahsil and Baloda Bazar tahsil lying to the west of Mahanadi river.	2,142	7,325	3 6 9	10 5 0	13 10 3	13 11 9	..	14 to 20
Rural area of Dhamtari tahsil (with the exception of Patwari circles Nos. 48 to 52 and 76 of Dargahan Revenue Inspector's circle and the Sihawa circle) Mahasamund tahsil Khalsa and Phingeshwar Zamindari.	2,488	11,810	4 11 11	8 12 0	11 3 0	13 7 11	..	13 to 16
Outstill area in the Gariaband and Dhamtari Excise circles converted to supply system.	10,433	2,765	0 4 3	1 14 0	0 0 0	2 2 3	..	3
Rest of the district under supply system.	18,326	20,539	1 1 11	5 15 0	7 1 2	7 0 11	..	8

## STATEMENT IX.

Country spirits consumption, license fee demand, issue price rates, incidence of taxation and the rates of retail price for the different areas under the supply system for the year 1929.—contd.

District.	Name of area.	Consumption in proof gallons.	License fee demand.	Incidence of license fee demand per proof gallon.	Issue price per proof gallon.	Total incidence of taxation per proof gallon for the		Details of retail prices (in annas) per bottle (one-sixth of a gallon) of 60°—65° U. P.	
						Previous year.	Year under report.	Urban.	Rural.
1	2	3	4	5	6	7	8	9	10
Bilaspur	Bilaspur town and fifteen villages surrounding it.	Rs. 2,090	Rs. 27,200	Rs. a. p. 13 0 3	Rs. a. p. 17 3 0	Rs. a. p. 27 2 8	Rs. a. p. 30 3 3	Annas. 33	Annas. ...
	The Syong Kolga tract (comprising Patwari circles Nos. 16 to 19 of the Korba zamindari) and Polni tract (comprising circles Nos. 28 to 31 of the Pandaria zamindari).	2,702	825	0 4 11	1 14 0	2 2 10	2 2 11	...	4
	The Uprora zamindari excluding the portion to the south of the Tan river the Matin zamindari, Patwari circles Nos. 1 to 10, 11 (with the exception of villages Nagnwahi, Andhi, Dumarkhera and Kudwahi), 12, 13, 18, 19, 23 and 24 (with the exception of Anjni, Gorokhpur, Jhagrakhar, Kanhari and Telumura Khurd) of the Pendra zamindari, Kartala and Champur slopes (comprising Patwari circles Nos. 20 to 22 of the Korba zamindari), the Chandrapur circle.	9,319	11,564	1 4 4	4 1 0	5 6 2	5 5 4	...	6 to 7

DIVISION.—contd.

		the Sakreli Hardi and Akalt-sara shops of the Janjgir tahsil (comprising Patwari circles Nos. 234, 235, 241, 243 to 248 and Lahanga and Sarwani villages of Patwari circle No. 242)	5,792	8,317	1 7 0	5 10 0	7 4 1	7 1 0	...	8
		The rest of the Katghora tahsil Teora and Sheotarai shops and the Bilaspur Circle (comprising the villages Khondri, Nirta, Parsada-Koni, Saraipali and Damrapur) 7 shops of the Pandaria-Lormi tracts, viz., Lormi, Gondkhani Dullapur, Khudra, Dullapur Bazar, Pandaria, Dhaniatoli, Pandataria (comprising zamindari Patwari circles Nos. 1 to 5 and 15 to 27 and Khalsi Patwari circles Nos. 1 to 6 and 8) and the whole of the Lormi Government forest.	4,779	31,409	6 9 2	8 12 0	14 13 10	15 5 2	...	14 to 66
		Nagwahi, Andhi, Dumerkherwa and Kudwahi of Patwari circle No. 11 of Pendra zamindari) and Anjoi Gorakhpur, Jagrakhar, Kanhari and Telumura khurd of Patwari circle No. 24 (of the Pendra zamindari) and the rest of the district.	461	4,700	10 3 1	14 6 0	23 13 5	24 9 1	30	...
		Drug town	2,103	2,642	1 4 1	8 12 0	10 4 7	10 0 1	...	13 to 16.
		Drug and Bemetar circles except Drug town.	1,581	2,185	1 6 1	8 12 0	7 4 11	10 2 1	...	12
Drug	...	Balod circle and Drug circle raised from Rs. 5-15-0 to Rs. 8-12-0.	13,725	9,295	0 10 10	4 1 0	4 15 3	4 11 10	...	6 fixed minimum.
		Balod, Chowki and Gindai circles.								

## STATEMENT IX.

*Country spirits consumption, license fee demand, issue price rates, incidence of taxation and the rates of retail price for the different areas under the supply system for the year 1929—concl'd.*

District.	Name of area.	Consumption in proof gallons.	License fee demand.	Incidence of license fee demand per proof gallon.	Issue price per proof gallon.	Total incidence of taxation per proof gallon for the		Details of retail prices (in annas) per bottle (one-sixth of a gallon) of 60°—65° U. P.	
						Previous year.	Year under report.	Urban.	Rural.
1	2	3	4	5	6	7	8	9	10
		Rs.	Rs.	Rs. a. p.	Rs. a. p.	Rs. a. p.	Rs. a. p.	Annas.	Annas.
Amraoti	Amraoti, Ellichpur, Paratwada and Badnera town shops and the shop at Balgaon.	3,798	70,650	18 9 8	23 2 0	40 5 10	41 11 8	40 to 48	40 for 65° U. P.
	Katkumb shop in the Melghat taluq (to be supplied from Bhainsdehi Warehouse).	747	4,300	5 12 1	8 12 0	11 10 2	14 8 1	...	16 for 60° U. P.
	Sixteen shops on Ellichpur-Morsi border and three shops of the Melghat, (Chikalda, Dharamdoh and Gaulkheda.)	2,770	22,075	7 15 6	19 6 0	28 0 1	27 5 6	...	24 to 40 for 65° U. P.
	Rest of the Melghat except Chikalda, Dharamdoh and Gaulkheda shops.	3,232	15,800	4 14 3	14 6 0	19 12 4	19 4 3	...	20 for 65° U. P.
	Rest of the district	...	6,805	95,725	14 1 1	21 14 0	35 1 3	35 15 1	...
Akola	Akola town	2,330	42,000	18 0 5	23 2 0	41 12 6	41 2 5	33	
	Mangruland Bism taluqs and six shops to the south of Balapur taluq.	5,730	46,650	8 2 3	19 6 0	26 7 5	27 8 3	36	28 to 36
	Rest of the district	...	7,965	1,04,725	13 2 4	21 14 0	33 8 4	35 0 4	43 to 48

DIVISION.

Buldana	Malkapur, Khamgaon and Jalgaon taluqs except the shops in the towns of Malkapur, Khamgaon and Shegaon and except two shops of the Malkapur taluq on the Hyderabad border.	3,836	42,975	11 3 3	21 14 0	33 13 4	33 1 3	40	28 to 40
	Khamgaon, Shegaon and Malkapur towns.	1,611	41,450	25 11 8	23 2 0	46 14 7	48 13 8	40 to 48	...
	Mehkar and Chikhli taluqs except 15 shops on the Hyderabad border.	3,512	31,635	9 13 9	18 12 0	31 4 10	28 9 9	32 to 36	24 to 32
	Fifteen shops of the Chikhli and Mehkar taluqs and two shops of the Malkapur taluq on the Hyderabad border.	3,142	12,735	4 0 10	16 14 0	20 11 2	20 14 10	...	20
	Yeotmal town shops	849	24,000	28 4 4	23 2 0	41 15 3	51 6 4	55	...
Yeotmal	Yeotmal circle and Ladhed, Lohi and Darwah Revenue Inspector's circle in Darwah taluq.	5,804	53,750	9 4 2	19 6 0	29 10 6	28 10 2	...	26 to 36
	Twelve shops within six miles of Yedlabad border between Waghadi river to the east and Murli village to the west and 11 shops of Kelapur and Wun taluqs situated within six miles from the Yedlabad border.	7,645	36,225	4 11 10	12 8 0	14 7 5	17 3 10	...	18
	Yeotmal and Kelapur taluqs comprised in the Ghatanji and Kelapur circles.	7,510	73,800	9 13 3	18 2 0	24 4 4	27 15 3	...	24 to 34
	Rest of the district	15,704	1,29,100	8 3 6	16 14 0	24 4 4	25 1 6	32 to 38	22 to 32



## STATE

*Convictions for drunkenness in Municipal areas*

District.	Name of Municipality.	Population as per census of 1911.
1	2	3
Nagpur	Nagpur	145,193
	Kamptee	20,226
	Ramtek	8,580
	Umrer	15,061
	Katol	9,795
	Mowad	4,795
	Saoner	7,078
Bhandara	Kalmeshwar	4,851
	Khapa	7,510
	Bhandara	13,399
	Tumsar	5,692
Chanda	Paoni	10,481
	Gondia	10,617
	Chanda	22,981
Wardha	Warora	8,809
	Wardha	16,044
	Hinghanghat	17,200
	Arvi	13,248
	Pulgaon	7,443
	Deoli	5,991
*Sindhi	5,444	
Balaghat	Balaghat	7,300
Jubbulpore	Jubbulpore	86,796
	Jubbulpore Cantonment	21,997
	Sihora	6,387
	Murwara	19,682
Saugor	Saugor town	28,571
	Saugor Cantonment	10,748
	Khurai	6,078
	Bina-Itawah	9,226
	Bamora	1,515
Deori	5,369	
Damoh	Damoh	15,096
Seoni	Seoni	12,772
Mandla	Mandla	8,784
Betul	Betul	6,954
	* Betul Bazar	5,773
	Multai	4,059

\*There are

## MENT X.

during the year 1929 and two previous years.

1927.		1928.		1929.	
Number of persons convicted for drunkenness.	Proportion to 10,000 of population.	Number of persons convicted for drunkenness.	Proportion to 10,000 of population.	Number of persons convicted for drunkenness.	Proportion to 10,000 of population.
4	5	6	7	8	9
132	9'1	119	8'2	66	7'3
5	2'5	8	4'0	1	0'5
2	2'3	..	..	2	2'3
...	...	...	...	...	...
2	2'0	...	...	...	...
...	...	...	...	...	...
7	9'8	...	...	...	...
...	...	...	...	...	...
...	...	...	...	...	...
...	...	...	...	2	3'0
...	...	...	...	...	...
1	0'9	1	0'9	...	...
...	...	...	...	...	...
...	...	...	...	...	...
...	...	1	0'6	3	1'9
...	...	2	1'5	2	1'5
4	5'4	2	3'3	...	...
...	...	2	...	...	...
5	9'2	...	...	...	...
...	...	...	...	...	...
1	1'4	...	...	...	...
...	...	...	...	...	...
48	5'5	44	5'0	63	7'3
4	1'8	3	1'4	8	3'6
...	...	...	...	...	...
...	...	1	0'5	2	1'0
...	...	...	...	...	...
...	...	...	...	...	...
...	...	...	...	...	...
...	...	...	...	...	...
...	...	1	0'7	...	...
1	0'8	1	0'8	...	...
4	4'6	1	1'1	...	...
...	...	...	...	...	...
...	...	...	...	...	...
...	...	...	...	...	...

Notified areas.

STATE  
*Conviction for drunkenness in Municipal areas*

District.	Name of Municipality.	Population as per census of 1911.
1	2	3
Chhindwara	Chhindwara	13,383
	Sausar	5,318
	Pandhurna	8,611
Hoshangabad	Hoshangabad	12,018
	Harda	11,077
	Seoni-Malwa	6,004
	Pachmarhi	4,568
	Sohagpur	7,053
	Itarsi	7,007
	*Piparia	13,213
Narsinghpur	Narsinghpur	9,839
	Gadarwara	8,539
	Chhindwara	3,836
	Kareliganj	2,170
Nimar	Khandwa	26,802
	Burhanpur	35,916
Raipur	Raipur	38,341
	Dhamtari	12,721
	Bhatapara	4,714
Bilaspur	Bilaspur	24,295
Drug	Drug	11,274
Amraoti	Amraoti town	49,694
	Amraoti camp	4,775
	Ellichpur city	23,899
	Ellichpur civil Station.	7,743
Akola	Akola	37,864
	Akot	16,887
	Murtizapur	10,552
	Karanja	13,645
	Basim	10,970
Buldana	Buldana	5,691
	Mehkar	5,831
	Malkapur	14,947
	Khamgaon	19,962
	Shegaon	14,531
	Jalgaon	10,207
Yeotmal	Yeotmal	17,238
	Digras	7,857
	Wun	6,841
	<b>Total</b>	<b>11,45,608</b>

\* These are

## MENT X.

during the year 1929 and two previous years—concl'd.

1927.		1928.		1929.	
Number of persons convicted for drunkenness.	Proportion to 10,000 of population.	Number of persons convicted for drunkenness.	Proportion to 10,000 of population.	Number of persons convicted for drunkenness.	Proportion to 10,000 of population.
4	5	6	7	8	9
...	..	9	6.7	4	3.0
...	...	4	7.5	...	...
...	...	0	...	...	...
...	..	5	4.2	...	...
1	0.9	1	0.9	1	0.9
1	1.7	...	...	1	1.7
...	...	...	...	5	12.3
1	1.4	...	...	...	...
...	...	1	1.4	...	...
...	...	...	...	...	...
...	...	...	...	...	...
...	...	...	...	...	...
3	1.1	3	1.1	3	1.1
2	0.6	2	0.6	...	...
15	3.9	7	1.8	5	1.3
...	...	8	6.3	1	0.8
...	...	...	...	...	...
6	2.5	1	0.4	...	...
1	0.9	...	...	...	...
5	1.2	4	0.9	3	0.7
...	...	8	...	1	0.4
2	0.8	3	3.3	2	2.6
...	...	...	3.9	...	...
4	1.0	9	2.4	2	0.5
...	...	...	...	1	0.6
3	2.8	1	0.9	...	...
...	...	...	...	...	...
1	0.9	1	0.9	2	1.8
...	...	...	...	...	...
...	...	...	...	...	...
...	...	...	...	...	...
...	...	2	1.4	...	...
...	...	...	...	...	...
1	0.6	...	...	1	0.6
...	...	...	...	...	...
...	...	1	1.5	1	1.5
262	2.3	254	2.2	222	1.9

Notified areas.

STATE

*Statistics of retail vend and consumption of foreign spirits*

District.		Foreign spirits and			
		Sold under shop licenses.			
		On fixed fees.			
		Number of licenses.	Sales thereunder.		
Wines.	Spirits.		Beer.		
1	2	3	4	5	
		Gals.	Pr. Gals.	Gals.	
Nagpur Division.	{ Nagpur ... ..	3	393	5,395	43,476
	{ Bhandara ... ..	1	13	381	704
	{ Chanda ... ..	1	20	220	284
	{ Wardha ... ..	1	11	338	306
	{ Balaghat ... ..	..	...	...	...
Jubbulpore Division.	{ Jubbulpore ... ..	8	440	1,857	7,746
	{ Saugor ... ..	2	15	231	98
	{ Damoh ... ..	...	11	...	...
	{ Seoni ... ..	...	...	...	...
	{ Mandla ... ..	1	27	83	165
Nerbudda Division.	{ Betul ... ..	...	...	...	...
	{ Chhindwara ... ..	1	51	147	205
	{ Hoshangabad ... ..	2	15	236	207
	{ Narsinghpur ... ..	...	...	...	...
	{ Nimar ... ..	1	26	352	524
Chhattisgarh Division.	{ Raipur ... ..	1	72	507	420
	{ Bilaspur ... ..	1	90	747	1,879
	{ Drug ... ..	1	17	100	403
Total for Central Provinces ...		24	1,203	10,594	56,417
Berar Division.	{ Amraoti ... ..	2	40	1,579	621
	{ Akola ... ..	1	9	1,056	162
	{ Buldana ... ..	3	7	576	317
	{ Yeotmal ... ..	...	...	...	...
Total for Berar ...		6	56	3,211	1,100
<b>Grand Total ...</b>		<b>30</b>	<b>1,259</b>	<b>13,805</b>	<b>57,517</b>

\* These licenses were granted  
 † Special licence  
 (a) Issued to Regiments

MENT XI.

and fermented liquors during the year 1929.

fermented liquors.

Sold under hotel or dak bungalow licenses.				Sold under railway refreshment room restuarant licenses.			
Number of licenses.	Sales thereunder.			*Number of licenses.	Sales thereunder.		
	Wines.	Spirits.	Beer.		Wines.	Spirits.	Beer.
6	7	8	9	10	11	12	13
	Gals.	Pr. Gals.	Pr. Gals.		Gals.	Gals.	Gals.
1	...	1	...	1	9	8	336
†1	...	...	...	*2	57	210	24,544
...	...	...	...	1	...	8	2
...	...	...	...	...	...	...	...
...	...	...	...	1	1	18	23
...	...	...	...	...	...	...	...
2	16	37	174	4	4	20	417
...	...	...	...	*12	...	(a) 701	37,150
...	...	...	...	1	2	19	72
...	...	...	...	...	...	...	...
...	...	...	...	1	...	1	...
...	...	...	...	1	2	29	243
...	...	...	...	1	...	1	...
3	16	26	215	1	6	71	556
...	...	...	...	*2	...	176	6,688
...	...	...	...	...	...	...	...
...	...	...	...	1	5	30	713
...	...	...	...	1	2	24	435
...	...	...	...	1	1	10	22
...	...	...	...	1	...	...	...
6	32	64	389	16	32	239	2,819
†1	...	...	...	*16	57	1,087	68,682
...	...	...	...	...	...	...	...
...	...	...	...	...	...	...	...
...	...	...	...	1	...	11	92
...	...	...	...	...	...	...	...
...	...	...	...	1	...	11	92
6	32	64	389	17	32	250	2,911
†1	...	...	...	*16	57	1,087	68,682

to Canteen tenants,  
to club.  
direct on payment of duty.