

Contains the Trade Statistics for 1907, and in many ways gives later information than Whitaker, The Daily Mail, and other Almanacks and Year Books.

**THE FINANCIAL REFORM ASSOCIATION;**

ESTABLISHED 1848.

TO ADVOCATE

ECONOMICAL GOVERNMENT, JUST TAXATION, AND PERFECT FREEDOM  
OF TRADE.

---

**THE FINANCIAL REFORM  
ALMANACK AND YEAR BOOK**

— 1908. —

FOR

Fiscal Reformers, Free Traders, Politicians, Public Speakers  
and Writers, and the Public generally.

CONTAINING

**Elaborately-Tabulated Statistical Information.**

Table Tables of the National Income and Expenditure from 1688 to 1870,  
taken from a Parliamentary Return now out of print, with Letterpress,  
giving Sketch of the Rise of the National Debt; also Articles on Free Trade  
and Preference, with latest (1907) Tables of Imports and Exports, &c.; The  
Sugar Tax and Sugar Convention; The House of Lords; Taxation of Land  
Values; Poll Figures of General and Bye-Elections; &c., &c.)

---

**PAPER, ONE SHILLING; CLOTH, EIGHTEENPENCE (NET).**

MANCHESTER AND LONDON:—JOHN HEYWOOD, LTH., Deansgate, Manchester, and  
20, Lamb's Conduit Street, London, E.C.

LONDON:—"THE MORNING LEADER," 20, St. Bride Street, E.C.

LIVERPOOL:—FINANCIAL REFORM ASSOCIATION, 18, Hackins Hey.

# The United Alkali Company

LIMITED,

30, JAMES STREET, LIVERPOOL.

Telegrams—  
"UBIQUE," LIVERPOOL.

TELEPHONES—  
5001, 658.

MANUFACTURERS OF  
**HAZLEHURST'S Gold Medal Soaps.**

**"RED MAID" SOAP. In Tablets.**

The best Soap for Washing Clothes, and for all household purposes.

**"PROTECTOR" CARBOLIC SOAP. In Tablets.**

A Sure Disinfectant; makes the home sweet and healthy.

**"ACME" COMPLEXION TOILET SOAP.**

An absolutely Pure Soap of the highest order, delightful for the Toilet and Bath.

ACETIC ACID.

BICARBONATE OF SODA.

BLEACHING POWDER.

CARBIDE OF CALCIUM.

CHLORIDE OF CALCIUM.

CAUSTIC SODA.

CHLORATES OF POTASH AND  
SODA.

CHLOROS (Liquid Disinfectant).

CRYSTAL CARBONATE.

FERTILIZERS.

MANGANATE OF SODA.

PEST KILLER, Strawson's  
"CHARLOCK" Brand Sulphate  
Copper.

SALT, White in all qualities. Ro-  
Lump, and Ground.

SODA ASH, all Strengths by Ammor-  
and Leblanc processes.

SODA CRYSTALS.

SULPHUR Rock, Roll, Flowers, &  
Ground.

VITRIOL, all qualities and strengths.

SULPHURIC and HYDROCHLORIC ACIDS.

# **ALLIANCE**

## **ASSURANCE COMPANY,**

LIMITED,

**Head Office - - BARTHOLOMEW LANE, LONDON, E.C.**  
**ESTABLISHED 1824.**

---

**ACCUMULATED FUNDS, 16 MILLIONS STERLING.**

---

**Chairman :**  
**The Right Hon. LORD ROTHSCHILD, G.C.V.O.**

---

The operations of the Company extend to the following, among other branches of Insurance :—

### **LIFE. FIRE. MARINE.**

**Workmen's Compensation** (including Clerks,  
Shop Assistants, Domestic, Agricultural and Estate Servants.

**Personal Accident and Disease.**

**Third Party Risks.**

**Burglary and Theft.**

**Fidelity Guarantee.**

**Annuities.**

**Leasehold and Capital Redemption  
Policies.**

The terms and conditions of Insurance for all classes of risks are favourable to the Insured.

**The Directors invite proposals for Loans on, or the purchase of Reversions and Life Interests.**

Prospectus and Proposal Forms may be had on application to any of the Company's Offices or Agents.

**ROBERT LEWIS,** *General Manager.*

*Advertisements.*



**Rowntree's**  
**ELECT Cocoa**

The perfection of food beverages—  
appetising, fragrant,  
delicious and nourishing.

MAKERS TO H.M. THE KING.



FACSIMILE.

The UNION LABEL, as above, is printed in Black Ink on Pink Paper, and is placed under the leather in UNION-MADE FELT HATS, by the WORKPEOPLE ONLY, during Manufacture.

Look for the Label and Beware of Counterfeits.

**THOMAS MALLALIEU,**

*General Secretary,*

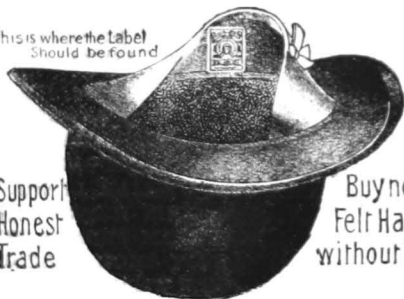
113, Manchester Road,  
DENTON.

## FELT HATTERS' & TRIMMERS' UNIONS

### WHAT DO YOU THINK?

Do you think we advertise for Fun, or just to get rid of our surplus cash? If so, you are mistaken. We advertise to propagate a great Principle! We want a Fair day's Pay for a Fair day's Work, and we want it for everybody. You, the consuming public, are our real employers. The Retailer, Merchant, and Manufacturer are only your mediums—a means to the end. We really work for you. You expect Fair Wages. We want you to pay Fair Wages. We want you to wear a smart Felt Hat—a Stylish Up-to-date Felt Hat—one made by Skilled Trade Union Workpeople. You may do all this, and live up to your own principles and desires, if you will insist at all times that the Trade Union Label is under the leather when purchasing.

This is where the Label  
Should be found



Support  
Honest  
Trade

Buy no  
Felt Hat  
without it

**PENSIONS.**—The most advantageous Office in the United Kingdom for Annuity Investments is the

## SUN LIFE ASSURANCE COMPANY OF CANADA

*(Incorporated by special Act of Parliament in 1865).*

HEAD OFFICE - - - MONTREAL.

Chief Office for the United Kingdom:

**93, QUEEN VICTORIA STREET, LONDON, E.C.**

TRUSTEES FOR GREAT BRITAIN:

THE EARL OF ALBEMARLE. RIGHT HON. SIR CHARLES DALRYMPLE, BART.

THE SUN LIFE OF CANADA has been established more than a generation, and has enjoyed a career of uninterrupted prosperity. Its funds now amount to over £5,200,000, without counting capital, and its Annual Income is £1,500,000. The Company operates under the supervision of the Dominion Government, is supported by some of the most distinguished men in Canada (including Sir Wilfrid Laurier, Prime Minister), complies with the requirements of the English Board of Trade, and has a Trust Fund in the United Kingdom.

WRITE FOR PAMPHLET TO THE

OFFICE FOR LANCASHIRE, CHESHIRE, DERBYSHIRE, NORTH WALES,  
AND ISLE OF MAN:

**14, CROSS STREET, MANCHESTER**

# PRUDENTIAL Assurance Company, LIMITED.

**HOLBORN BARS, LONDON.**

**President:**  
SIR HENRY HARBEN.

**Directors.**

HENRY ANDRADE HARBEN, Esq., *Chairman.*  
THOMAS CHARLES DEWEY, Esq., *Deputy-Chairman.*  
WILLIAM EDGAR HORNE, Esq.  
SIR WILLIAM LANCASTER.  
SIR JOHN HENRY LUSCOMBE.  
WILLIAM THOMAS PUGH, Esq.  
PERCY THOMAS REID, Esq.  
JOHN WHATELY SIMMONDS, Esq.  
THOMAS WHARRIE, Esq.

**Joint Secretaries.**

D. W. STABLE, Esq. | J. SMART, Esq.

**Resident Solicitor.**  
W. GAMBLE, Esq.

**Assistant Actuary.**  
E. A. RUSHER, Esq.

**Assistant Managers.**

F. HAYCRAFT, Esq. | H. BLENNERHASSETT, Esq.  
W. E. MARTIN, Esq.

A. C. THOMPSON, Esq., *Joint Manager.*  
FREDK. SCHOOLING, Esq., *Joint Manager and Actuary.*

EVERY DESCRIPTION OF

## LIFE ASSURANCE BUSINESS

TRANSACTIONED, INCLUDING

Old Age Endowment combined with Life Assurance.

**THE FUNDS EXCEED**  
**£67,000,000**

The Last Annual and Valuation Reports can be obtained on application.

**THE FINANCIAL REFORM ASSOCIATION,**  
ESTABLISHED 1848,  
TO ADVOCATE  
ECONOMICAL GOVERNMENT, JUST TAXATION, AND PERFECT FREEDOM  
OF TRADE.

---

---

**THE FINANCIAL REFORM  
ALMANACK AND YEAR BOOK**  
— 1908. —

FOR

Fiscal Reformers, Free Traders, Politicians, Public Speakers  
and Writers, and the Public generally.

CONTAINING

**Elaborately-Tabulated Statistical Information.**

---

---

**PAPER, ONE SHILLING; CLOTH, EIGHTEENPENCE (NET).**

---

MANCHESTER AND LONDON:—JOHN HEYWOOD, LTD., Deansgate, Manchester, and  
29, Lamb's Conduit Street, London, E.C.

LONDON:—"THE MORNING LEADER," 30, St. Bride Street, E.C.

LIVERPOOL:—FINANCIAL REFORM ASSOCIATION, 18, Hickins Hey.





## Honorary Vice-Presidents—continued.

Farnworth	Ald. ALFRED TOPP, J.P.	Newcastle-on-T.	T. B. WELFORD, Esq., J.P. B. SPENCE WATSON, Esq., LL.D. A. F. ERICSSON, Esq.
Galashiels	A. L. BROWN, Esq., J.P.	Newport (Mon.)	WM. CHRISTOPHER, Esq.
Glasgow	H. S. MURRAY, Esq. P. BURT, Esq., C.C. Sir S. CHISHOLM, Bt. D. M. STEVENSON, Esq.	Northampton	FRANKLIN THOMASSON, Esq., M.P. Chr. JAMES MANFIELD, J.P.
Govan	Provost JOHN MARR, J.P.	Northwich	Rt. Hon. Sir J. T. BRUNNER, Bart., M.P.
Greenock	Baillie JOHN MACONIE.	Norwich	Ald. GEO. WHITE, J.P., M.P.
Grimby	T. WINTRINGHAM, Esq., T.O.	Nottingham	S. FOX ARMITAGE, Esq.
Guildford	D. WILLIAMSON, Esq., J.P.		
Halifax	J. H. WHITLEY, Esq., M.P. C. H. SMITHSON, Esq.	Oldham	ALF. EMMOTT, Esq., M.P.
Hawick	JAMES HENDERSON, Esq.	Oswestry	B. PARRY-JONES, Esq. A. PEATE, Esq.
Heywood	Chr. W. HEALEY, J.P.		
Horsham	J. CLIFTON BROWN, Esq.	Paignton	EDWIN BROUGH, J.P.
Hounslow	JAMES MARSHALL, Esq.	Paisley	JOHN BROWN, Esq., J.P.
Huddersfield	F. EASTWOOD, Esq., J.P.	Perth	Sir R. PULLAR, M.P. HENRY COATES, Esq.
Hull	Sir JAS. BECKITT, Bart.	Preston	M. S. MAYNARD, Esq., J.P.
Ipswich	D. F. GODDARD, Esq., M.P.	Plymouth	J. T. BOND, Esq., J.P.
Kettering	CHAS. WICKSTEED, Esq.		
Laurencekirk	J. B. GREIG, Esq., J.P.	Radcliffe	WILLIAM BARLOW, Esq.
Leamington	GEORGE NORRIS, Esq., J.P.	Redditch	JOHN MORGAN, Esq., J.P.
Leek	JOHN HALL, Esq., J.P. A. NICHOLSON, Esq., J.P.	Rochdale	A. G. C. HARVEY, Esq., M.P.
Leicester	E. EDWARDS, Esq., J.P.	Ross (Herts.)	JOHN T. SOUTHALL, Esq.
Leigh	Ald. T. R. GREENOUGH, J.P.		
Leith	D. W. KEMP, Esq., J.P.	St. Helens	H. A. BINNEY, Esq., J.P.
Lincoln	JOHN RICHARDSON, Esq., J.P.	Scarborough	J. ROWNTREE, Esq., J.P. ROBERT SMITH, Esq.
Liverpool	Col. WM. MACFIE, J.P., C.B. W. CROSFIELD, Esq., J.P.	Sheffield	H. J. WILSON, Esq., M.P. Ald. BATTY LANGLEY, J.P., M.P.
London	E. H. HOLDEN, Esq., M.P. Rt. Hon. JOHN MORLEY, M.P. Sir A. SPICER, Bart., M.P. A. D. PROVAND, Esq.	Shrewsbury	H. DONE, Esq., J.P.
Louth	H. SHARPLEY, Esq.	Southampton	P. R. DOMONEY, Esq.
		Sowerby Bridge	J. S. HIGHAM, Esq., M.P.
		Stockport	W. LEES, Esq., J.P.
Macclesfield	J. O. NICHOLSON, Esq., J.P.		
Manchester	J. HAWORTH, Esq. GEO. PAYNE, Esq. JAS. WATTS, Esq. RICHARD ROBINSON, Esq.	Worcester	E. P. EVANS, Esq., J.P. W. Hartlepool.. Sir C. FURNESS, M.P.
Maid	T. PARRY, Esq., J.P.	York	JOS. ROWNTREE, Esq., J.P.

## Terms of Membership.

A subscription of 5s. and upwards will entitle the member to the various publications of the Association. If members who only contribute 5s. or 10s., and can afford to increase their subscriptions, would do so, and if all members—as nearly all might—would each obtain a single recruit, the Council would be enabled to extend the principles of the Association by means of Lectures, Public Meetings, &c., to the great advantage of Free Trade and Financial Reform—a cause which is that of every Man, Woman, and Child in the United Kingdom.

*The Financial Reformer*, price 1d., should be read by all interested in *Economical Government, Just Taxation, Free Trade, or The Land Question*. Specimen copy and list of the publications of the Association may be had, post free, by applying to the Secretary.

## P R E F A C E .

---

IN the preface to last year's Almanack we pointed out that, although the General Election showed that the majority of the electors were opposed to any tinkering with our fiscal system, the campaign was not over, since the restoration of Protection was supported by the Conservative Party. The events of the year have confirmed this view. The Tariff Reformers have been most active, both on the platform and in the Press. Enormous sums must have been at their disposal to enable them to carry on this agitation during the year, while Free Traders, who do not see any immediate prospect of the success of their opponents, have been apathetic. Individual interest always excites more activity than the general interest of the community, and, if the fallacies of Tariff Reformers are not continually exposed, the public, at the next General Election, may give a majority to a party which has accepted the policy of Protection, merely because some of the sections of the Liberal or Labour parties are dissatisfied with the Government for not having pressed forward their own particular hobby. Free Traders must continue to repeat that Protection and Preference mean dearer food and dearer raw material, and, as a consequence, increased restriction of production and commerce, which means an increase of the unemployed. The facts and arguments in support of this view will be found in the article on Free Trade. Last year we pointed out how the action of Britain in refusing to claim any preferential treatment from her colonies and dependencies had materially assisted in building up the Empire, by disarming or counteracting the jealousies of foreign nations. We are glad to note that our argument has been emphasised by, amongst others, Lord Cromer and Mr. Lloyd George.

The opponents of Free Trade are by no means in agreement with each other. Mr. Balfour, who has no settled convictions, is quite aware that the taxation of food is not likely to be popular, and he, therefore, says that all they aim at is the broadening of the basis of taxation, so as to enable the Tory party to give Old Age Pensions and carry out other schemes of social reform. Mr. Bonar Law, being placed on the horns of a dilemma by the experience of Germany, France, and America, which shows that Free Trade is absolutely necessary for the success of shipbuilding, hopes to obtain the benefits both of Free Trade and Protection by the adoption of Tariff Reform as a general system, coupled with the application of Free Trade to any industry we may seek to build up or stimulate.

The Chancellor of the Exchequer has a difficult task before him. He has, in the first place, to put a stop to the extravagance of his predecessors; to inspire confidence in the financial world by reverting to sound finance; and, at the same time, to find money for social reforms, including Education and Old Age Pensions. He has indicated that this is his policy, but he, no doubt, meets with difficulties in inducing the heads of the two great services—the Army and the Navy—to make adequate reductions in their demands. At the conference held by the Financial Reform Association at Leeds, in July last, Mr. Gibson Bowles, who is an acknowledged authority, asserted that, after consulting with experts, he had come to the conclusion that very considerable reductions could be made alike in the Military, Naval, and Civil Services, without in the least impairing efficiency.

Still, some new source of revenue will have to be found in order to meet the demands for social reforms, and this must be in the form of Direct Taxation. Mr. Balfour and the Conservatives say, No. Go back to the good old times when there were some seventeen hundred articles on the tariff; when everything used by the people, from the cradle to the grave, was taxed. On this question of Direct *versus* Indirect Taxation the Financial Reform Association can speak from experience. It was chiefly owing to

their efforts that the vexatious duties were swept away, and in every case the reduction or abolition of a duty materially tended to the benefit of the trade of the country, the comfort of the people, and the expansion of the revenue generally.

Historical instances of this will be found in the article on "The Rise of the National Debt: An Account of the National Income and Expenditure from 1698 to 1870." This article does not pretend to be more than a slight historical sketch, but the tables and facts will be of use to those who take an interest in the growth of our expenditure, and we hope it will be of some use to the movement against that militarism that has been the curse of this and other civilised nations. There are also articles on the House of Lords, the Taxation of Land Values, and other subjects. It is time the question of Taxing Land Values was taken up by the Chancellor of the Exchequer. It is eighteen years since the Financial Reform Association succeeded in getting this subject formally embodied in the Liberal programme, at the meeting of the National Liberal Federation in Manchester (December, 1889), and Mr. Asquith should be pressed to bring it forward at the earliest possible moment. Of course, it is necessary as a preliminary to have a valuation of the land, showing the separate values of land and buildings, &c.; but the Government must see that this is introduced in such a manner as to prevent the House of Lords by rejecting it, and thereby interfering with the power of the people to make what arrangements they deem fit to provide the revenue of the country. The repeal of the paper duty may suggest a method.

In order to avoid some inconveniences incident to the term "Almanack," the title has been altered to "The Financial Reform Almanack and Year Book," and no effort has been spared to make this issue instructive to the ordinary reader and useful to the politician.

*Advertisements.*

# THE FINANCIAL REVIEW OF REVIEWS.

---

**A MONTHLY JOURNAL.**

**Price, 1,-**

**WRITTEN FOR INVESTORS, NOT SPECULATORS.**

---

CONTAINS CONTRIBUTIONS BY THE LEADING STATESMEN  
AND ECONOMISTS OF THE DAY:—

Tables of 5,000 Investments.

Digest of the Month's Reports.

Financial Topics of the Month.

The Month's New Issues.

---

THIS REVIEW HAS A LARGER CIRCULATION THROUGHOUT  
THE EMPIRE THAN ANY OTHER 1,- REVIEW.

Published on the 1st of every Month.

---

**ANNUAL SUBSCRIPTION (Post Free), 10 -**

---

*OF ALL BOOKSELLERS, AND OF THE PUBLISHERS—*

**No. 2, WATERLOO PLACE, LONDON, S.W.**

SOME SELECTIONS FROM  
**P. S. KING & SON'S**  
LIST OF PUBLICATIONS.

Notes upon the Proposals to Levy Rates in respect of Site Values made by ARTHUR WILSON

**RATING OF LAND VALUES**

FOX, C.B., as Secretary to the Royal Commission on Local Taxation. Second Edition, Revised, with Addenda. Demy 8vo, 3s. 6d. net.

"Economic Journal":—"These notes by the Secretary to the Royal Commission on Local Taxation form a perfect summary and digest—a flawless mirror—of the evidence and arguments presented to the Commission."

A Study in National Efficiency. By WILLIAM HARBUTT DAWSON, Author of "Germany and the Germans," &c. 6s. net.

**THE GERMAN WORKMAN**

"Review of Reviews":—"It is a suggestive survey of German social legislation and social reform institutions as they affect the lives and

welfare of the working classes, and an excellent exposition of the methods by which German statesmen and philanthropists have endeavoured to ensure and to safeguard the conditions of physical efficiency, leaving as little as possible to chance, and covering so far as may be the whole range of life and action with the thoroughness and system so characteristic of the German mind."

A National Question. By PERCY ALDEN, M.P. With a Preface by Sir JOHN GORST. Second Edition. 2s. net.

**THE UNEMPLOYED**

"Speaker" (National):—"The general question of the Unemployed is discussed in all its relations in an admirable little book by Mr. Percy Alden, whose work and experience, as Sir John Gorst points out in his Preface, enable him to write with authority on the subject."

By DOUGLAS KNOOP, Shuttleworth Scholar and Cobden Prizeman of the Victoria University, Manchester. With a preface by Professor S. J. CHAPMAN. Cheap edition. Crown 8vo, cloth. 3s. 6d. net.

**INDUSTRIAL CONCILIATION AND ARBITRATION**

"Manchester Dispatch":—"We must congratulate Mr. Knoop on having produced a thoroughly informing, carefully reasoned, and clearly stated

exposition of a baffling problem. He has, moreover, achieved the task of writing an interesting book on a theme ordinarily thought to be dull and heavy enough."

A Description of the Constitution and Functions of Urban Local Authorities. By A. E. LAUDER, Solicitor. 3s. 6d. net.

**THE MUNICIPAL MANUAL**

"Outlook":—"A work of great utility to all concerned in local administration. The author describes the constitution and functions of urban local authorities, as well as the law and practice of municipal government."

A History of the Bank of England. By Prof. A. ANDREADES, of the University of Athens. Translated into English by Mrs. H. O. Meredith. With a Preface by Prof. H. S. FOXWELL. 500 pp. Demy 8vo, 10s. 6d. net. (Ready in April.)

**THE BANK OF ENGLAND**

**CO-OPERATION AT HOME AND ABROAD**

An account of the Co-operative Movement in Great Britain and other Countries. By C. E. FAY, B.A., Scholar of King's College, Cambridge, and Lecturer in Economics. 450 pp. Demy 8vo. 10s. 6d. net.

**P. S. KING & SON,**  
**ORCHARD HOUSE, WESTMINSTER.**

## INDEX.

## GENERAL ARRANGEMENT.

	PAGE.
The Sugar Tax, Article .....	23-25
Income and Expenditure from 1692-1870, and The Rise of the National Debt, Article .....	33-55
Tables of Income and Expenditure, 1880-1907 .....	56-69
The Taxation of Land Values, Article .....	70-81
Triumphant Free Trade, Article .....	97-118
Tables Imports and Exports, Foreign Countries and at British Ports .....	134-149
Electoral Statistics and House of Commons .....	158-193
List of Taxes and Imposts .....	201-210
Imports and Exports, British .....	212-224
The House of Lords, Article .....	224-234

	PAGE		PAGE
Agricultural Statistics .....	29-30	Belgium, Tariff and Trade .....	104
Algeria, Yield of Wheat in .....	29	Birmingham, Local Debt of .....	20
Area and Population of .....	156	Blyth, Trade of .....	146
Aberdeen, Trade of .....	148	Boston, Trade of .....	146
Alsace and Lorraine, Area and Pop'n. of .....	166	Bowles, Mr. T. Gibson, on Tariffs and Trade .....	102
America, British, Emigration to .....	128	Bradford, Local Debt of .....	20
Our Trade with .....	220, 223	Brandy, Revenue from .....	202
Area and Population of .....	156	Brazil, Area and Population of .....	156
Annuities and Pensions .....	86	British Trade with .....	219, 222
Andrews, Trade of .....	148	Exports and Imports of .....	135
Argentine Republic, Area and Pop'n. of .....	156	Bristol, Trade of .....	146
British Trade with .....	219, 222	Local Debt of .....	20
Imports and Exports of .....	135	British Colonies, Area and Population of .....	16-17
Yield of Wheat .....	29	Our Trade with .....	220, 223
Army Cost of, etc. ....	58-60	Military Expenditure of .....	25
Assessments to Income Tax .....	26	British West Indies, our Trade with .....	220, 223
Land New York .....	73	Building Land, Value of .....	74
Auctioneers' Licences, Receipts from .....	208	Bulgaria, Area and Population of .....	156
Australasia, British Emigration to .....	128	Imports and Exports of .....	135
British Trade with .....	220, 223	Bullion, Imports and Exports of .....	97, 100
Area and Population of .....	16	Burntisland, Trade of .....	149
Yield of Wheat in .....	29		
Austria, Area and Population of .....	156	Cabinet, List of .....	28
British Trade with .....	219, 222	Canada, Area and Population, &c. ....	16
Imports and Exports of .....	135-136	British Trade with .....	220, 223
Yield of Wheat in .....	29	Emigration to .....	128
Bacon & Ham, Consumption of .....	211	Preference .....	116
Baden, Area and Population of .....	156	Canals, Assessment to Income Tax .....	26
Baltour, M.P., Rt. Hon. A. J., Fiscal Proposals of .....	114	Cape of Good Hope, Area, &c. ....	16
On Taxation of Land Values .....	71	British Trade with .....	220, 223
Barley, Imports of .....	110	Emigration to .....	128
Production .....	29	Cardiff, Trade of .....	146
Barrow-in-Furness, Trade of .....	146	Cattle, Number of .....	29
Bavaria, Area and Population of .....	156	Caucasus, Area and Population of .....	156
Baxter, Mr. Dudley, on National Debts .....	53	Census Returns U. K. ....	129
Beans, Production of .....	29	British Empire .....	16
Beer, Consumption of Imported .....	211	Ceylon, British Trade with .....	220, 223
Revenue from .....	205	Chamberlains, M.P., Rt. Hon. Joseph .....	113
Consumption of .....	211	Fiscal Proposals of .....	112
Belfast, Trade of .....	149	His scheme must <b>Save Cost of Food</b> Theory, Revenue from .....	201
Local Debt of .....	20	China, British Trade with .....	219, 222
Belgium, Area and Population of .....	156	Area and Population of .....	156
British Trade with .....	218, 221	Imports and Exports of .....	145
Imports and Exports of .....	134		



	PAGE		PAGE
China, British Trade with	219, 222	Foreign Countries, Trade of, &c.	134
Exports to	32	British Trade with	124-127, 218-223
Area of	156	Imports and Exports of	134
Imports and Exports of	135	Imports and Exports of Manu- factures	108
Civil List	65	France, British Trade with	218, 221
Cocoa, Revenue from	201	Area and Population of	156
Imports of	211	Imports and Exports of	134, 137
Coffee, Revenue from	201	Manufactures	108, 109
Imports of	211	Ship-building	94
Colonies, British, Statistics	16	Tariff and Trade	104
Naval and Military Expendi- ture of	25	Cost of Wars with	54
Colonial Conference, The	98	Free Trade Facts and Figures	97
Colonial Preference a Danger to the Empire	98	Germany British Trade with	218, 221
Commons, House of, List of Members	184	Area and Population of	156
Consols, Variation of British	156	Imports and Exports of	134, 140
Consumption per head of various articles imported	211	Impts. & Expts., Manufactures	108, 119
Cork, Trade of	149	Shipbuilding	94
Corn Crops, Acreage of	29	Tariff and Trade	104
Costa Rica, Imports and Exports	135	Exports to China from	32
Crops, Acreage of	49	Exports to South America	31
Crown Lands, Receipts from	57, 64	Glasgow, Trade of	148
Customs, Revenue from	57, 63	Local Debt of	20
Tariff, U. K.	101	Gloucester, Trade of	116
Debt, The National	56, 62	Gold, Imports and Exports of	106
Debt of Great Towns (U. K.)	20	Goole, Trade of	116
Denmark, British Trade with	218, 221	Grangemouth, Trade of	112
Area and Population of	154	Granton, Trade of	149
Imports and Exports of	134	Grants in Aid of Local Taxation	82
Dover, Trade of	146	Grass, Acreage of	30
Dublin, Trade of	149	Greece, British Trade with	219, 222
Local Debt of	20	Area and Population of	156
Dundee, Trade of	148	Imports and Exports of	135
Duties Collected for Local Authorities by Imperial Officers	82	Greenock, Trade of	-149
Education Statistics	150-155	Grimsby, Trade of	146
Edinburgh, Local Debt of	20	Hartlepool, Trade of	147
Egypt, British Trade with	219, 222	Harwich, Trade of	147
Area and Population of	156	Hay, Acreage of	30
Imports and Exports of	135	Holland, British Trade with	219, 221
Eight Hours Question	79	Area and Population of	156
Election, General	161-185	Imports and Exports of	134, 141
Election Expenses, &c.	157, 158	Tariff and Trade	104
Emigration Statistics	128	Hops, Acreage of	29
Estate Duty, Capital Values	86	Horses used for Agriculture, Number of	30
No. of Estates, &c.	90	House of Commons, List of	184
Rate of	908	Summary of	183
Revenues from	57	House of Lords, Composition of	183
Evening Schools, Statistics of	153	Article on	225
Excess of Imports over Exports	105	Actions of	222
Excise, Revenue from	57, 63, 205	Houses, Revenue from Tax on Inhabited	57, 210
Expenditure, Local	271	How the Public Money Comes and Goes	63
National	58, 60, 65	Hull, Trade of	146
Exports, British	97, 103, 119, 214, 221	Local Debt of	20
Countries of Consignment	124, 127	Hungary, Area and Population of	156
Foreign and Colonial	101, 224	Imports, Foreign	134
Foreign Countries	124	Imports and Exports, U. Kingdom	
Fallow Land, Acreage	30	97, 99, 101, 108, 105, 212, 224	
Finland, Imports and Exports of	134	Countries of Consignment	120-127
Area and Population of	154	Imports retained for Home Consumption	211
Fisheries, Sea	211	Income and Expenditure, from 1692-1870	33-55
Flax, Acreage	29	British	57-69
Fleetwood, Trade of	146	Income Tax	27, 28
Flour, Imports of	110	Property assessed to	26
Folkestone, Trade of	146	India, British, Area and Population of	16
Food and Drink, Our Imports of	110	British Trade with	220, 223
Food, Effect of Taxes on	112	Inhabited House Duty	219
Foreign and Colonial Services, Cost of	69	Inland Revenue Returns	57
Foreigners, Ships Built in U. K. for	57	Ireland, Population Statistics	132
Foreign Investments, Profit from	106	Education Statistics	156
		Fish caught off	211
		Local Taxation	18, 20
		Pauperism in	26

	PAGE		PAGE
Ireland, Income and Expenditure of, from 1692-1801	47, 49, 51	Noble, Mr. John on National Finance, 1793-1816	52
Financial Arrangements in 1801	41	Norway, Area and Population of	156
Italy, Area and Population of	156	British Trade with	218, 221
British Trade with	218, 221	Nottingham, Local Debt of	20
Imports and Exports of	134, 142	Oats, Production of	29
Japan, Area and Population of	156	Imports of	110
British Trade with	219, 222	Officers, Principal Government	196
Imports and Exports of	135	Old Age Pensions	86
Judges, List of	199	Cost of	85
King Edward VII., Civil List of	65	Orange River Colony	16
Kings and Queens, List of	31	Overcrowding in Towns	76
Kirkcaldy, Trade of	149	Paraguay, Area and Population of	156
Land Assessment	72, 74	Parliamentary Elections	101
"Landowners' Patriotism"	50	Expenses	468
Land Tax, Origin of	38	Parliament, Summary of	183
Receipts	57	Parliaments since 1786	133
Land Values, Taxation of	70	Paupers, Statistics	95, 96
Mr. A. J. Balfour on	71	Payments to Local Taxation Accounts	82
Benefits of Taxing	72	Pawnbrokers' Licences, Receipts from	208
Mr. Chozza Money, M.P., on	72	Peas, Imports and Production of	29, 110
Leeds, Local Debt of	20	Pensions, Civil	66
Leith, Trade of	149	Peru, British Trade with	219, 222
Licences, Receipts from	205	Area and Population of	156
Limerick, Trade of	149	Imports and Exports of	135
Liverpool, Trade of	147	Philippine Islands, British Trade with	219, 222
Local Debt of	20	Pigs, Number of	30
Live Stock, Numbers	30	Plantations, Acreage	30
Local Government Finances	18-22	Plymouth, Trade of	148
London, Trade of	147	Poland, Area and Population of	156
Local Debt of	20	Population Statistics, U.K.	129
Value of Land of	74	Port Talbot, Trade of	148
Lords, House of, Article	225	Ports in U.K., Trade of	146, 9
Actions of	232	Portugal, Area and Population of	156
Composition of	183	British Trade with	216, 221
Lyon, Trade of	147	Imports and Exports of	134
Male Servants, Revenue from Tax on	208	Potatoes, Imports and Production of	29, 110
Manchester, Trade of	147	Preference, Colonial	98, 100
Local Debt of	20	Prime Ministers since 1783	193
Manufactured Goods:		Privy Council, List of Members	194
Imports of	87, 99, 109, 119	Probate Duties	209
Exports of	88, 103, 108, 119	Protection, Peril of	98
Margarine	211	Quantities Various Articles consumed per head	211
Marriages	130	Quarries Assessment	26
Marxport, Trade of	147	Queensland, Area and Population of	16
Meat, Home Production	110	Raw Materials, Imports of	97, 99
Imports of	211	Real Estate New York, Assessments	73
Methil, Trade of	149	Registration of Electors	159
Mexico, Area and Population of	156	Rent and Wages	75
Imports and Exports of	135	Retaliation	114
Middlesex, Trade of	147	Revenue not paid into Exchequer	82
Mines, Assessed to Income Tax	26	Returns, Local	16
Ministry, List of the Liberal	72	Rice, Imports of	216
Money, M.P., Mr. Chozza on Land Values	72	Roumania, Area and Population of	156
Mutton, Imports and Production of	110	Imports and Exports of	135
Natal, Area, &c.	16	Russia, Area and Population of	156
National Debt	54, 36, 62	British Trade with	218, 221
The Rise of the	33, 55	Imports and Exports of	134, 135
Navv, Cost of	59, 61	Tariff and Trade	104
Newcastle, Trade of	147	Rye, Acreage of	29, 110
Local Debt of	20	Saccharin, Excise Duty on	203
Newfoundland, Area and Population of	16	Scotland, Education Statistics	154
Newhaven, Trade of	147	Population Statistics	131
Newport, Trade of	148	Local Expenditure	19
New South Wales, Area and Population of	16	Pauperism in	56
New York, Land Assessment	73	Sea Fisheries, United Kingdom	211
New Zealand, Area and Population of	16	See Ports in U.K., Trade of	146
British Trade with	220, 223		

	PAGE	PAGE	
Servia, Area and Population of .....	156	Training Colleges, Statistics of .....	152
" Imports and Exports of .....	135	" Triumphant Free Trade" .....	97
Sheep, Number of .....	30	Turkey, Imports and Exports of .....	132
Shipping, British, Progress of .....	87	" British Trade with .....	218, 221
" Tonnage Entered & Cleared, U.K.	88	Turnips, Acreage .....	29
Ships Built in Britain .....	87, 94	U. Kingdom, Area and Population of .....	129, 156
Siberia, Area and Population of .....	156	" Imports & Exports 97, 99, 101, 103,	105, 145, 212-224
Smith, Sydney, on Cost of Glory .....	50	United States, Area and Population .....	155
Socialism, Daughters of .....	80	" British Trade with .....	219, 222
Southampton, Trade of .....	148	" British Emigration to .....	128
South Australia, Area and Population of .....	16	" Census of .....	107, 129
Spain, Area and Population of .....	156	" Fish caught off .....	211
" British Trade with .....	218, 221	" Imports and Exports of .....	135, 138
" Imports and Exports of .....	134	" Imports and Exports, Manufactures .....	108, 109
" Cost of Wars with .....	64	" Shipbuilding in .....	94
Spirits, Imports of .....	202, 211	" Tariff and Trade .....	104
" Revenue from .....	202, 211	" Cost of War of Independence .....	54
Stamp Duties .....	57, 209	" Exports to China from .....	32
State, Chief Officers of .....	200	" Exports to S. America from .....	31
Straits Settlements, British Trade with .....	220, 223	Uruguay, Area and Population of .....	156
Succession Duties .....	200	" Imports and Exports of .....	135
Suez Canal Shares, Interest from .....	57, 64	Value of Land in U.K. .....	74
Sugar, Consumption of .....	211	Variations of British Consols .....	156
" Tax .....	23	Venezuela, Area and Population of .....	156
" Sunderland, Trade of .....	148	Victoria, Area and Population of .....	16
" Swansea, Trade of .....	148	Wages Changes in, in U.K. .....	85
" Sweating .....	78	" Land Question and .....	78
Sweden, Area and Population of .....	156	Wales, Population of .....	129
" British Trade with .....	218, 221	Walpole, Financial Achievements of .....	42
" Imports and Exports of .....	134	West Australia, Area and Population of .....	16
Switzerland, Area and Population of .....	156	West Indies, British Trade with .....	220, 223
" Imports and Exports of .....	134, 144	Weymouth, Trade of .....	148
Tariffs and Trade .....	102	Wheat, Imports per cent. from different	110
Tasmania, Area and Population of .....	16	" Countries .....	110
Taxation and Expenditure, Imperial .....	57-69	" Production of .....	29
Taxes and Imports .....	201-210	" Imports .....	110, 211
Taxes on Food .....	112	" Yield per Acre, various countries .....	29
Tea, Imports, and Revenue from .....	201, 211	Wine, Imports of .....	204, 211
Tobacco, Revenue from .....	63, 201		
" Imports of per head .....	211		
Transvaal, Area, &c. of .....	16		

### BYE-ELECTION—MID-DEVON.

(Mr. Eve made a Judge.)

Election January 17th, 1908.

Captain E. F. M. Bell (c) .....	5,191
Mr. C. R. Buxton (l) .....	4,632

Majority .. 559

### GENERAL ELECTION EXPENSES, 1906.

	Number of Members.	Number of Candidates.	Returning Officers' Charges.	Other Expenses.	Number of Votes Polled.	Av. Cost per Vote Polled.
England .....			£	£		s. d.
Counties .....	234	460	112,047	112,960	2,437,961	† 5 1
Boroughs .....	226	476	55,468	280,961	2,254,413	† 3 0
Universities .....	5	7	37	1,317	11,336	† 2 5
Wales .....						
Counties .....	19	29	4,414	19,116	85,606	† 5 2½
Boroughs .....	11	20	2,553	11,996	91,358	† 3 1
Scotland .....						
Counties .....	39	83	14,596	77,114	336,767	6 54
Boroughs .....	31	68	6,972	36,123	280,147	3 3½
Universities .....	2	5	748	2,528	14,436	4 6½
Ireland .....						
Counties .....	85	100	7,127	17,056	114,977	† 3 9½
Boroughs .....	16	23	2,045	5,306	36,704	† 3 6½
University .....	2	2	25	57	—	—
Total .....	670	1,273	*206,334	265,971	5,645,104	4 1½

\* Including cost of uncontested elections.

† Exclusive of expenses of uncontested elections.

## JANUARY.

		MOON'S CHANGES.	
		New .....	3rd, 9h. 43m. p.m.
		First Quarter.....	10th, 1h. 53m. p.m.
		Full .....	18th, 1h. 37m. p.m.
		Last Quarter.....	26th, 8h. 1m. p.m.
1	W.	Slaves in United States freed, 1863	
2	Th	Harrison Ainsworth died, 1882	
3	F.	Attempt to arrest Five Members, 1642	
4	S.	Edward the Confessor died, 1066	
5	S.	Second Sunday after Christmas	
6	M.	Salt Tax reduced, 1823	
7	Tu.	Parliament dissolved, 1906	
8	W.	Premier add. F. R. A. meet. L'pool, 1906	
9	Th.	Penny Postage began, 1840	
10	F.	Lord Curzon born, 1859	
11	S.	Earl of Crewe born, 1868	
12	S.	First Sunday after Epiphany	
13	M.	Total eclipse of the sun	
14	Tu.	British Museum opened, 1759	
15	W.	Sir John Moore died (Corunna), 1809	
16	Th.	M. Fallieres, elec. Pres. of France, 1906	
17	F.	German Empire proclaimed, 1871	
18	S.	Rt. Hon. Augustine Birrell born, 1850	
19	S.	Second Sunday after Epiphany	
20	M.	Louis, XVI. abdicated, 1793	
21	Tu.	Accession of King Edward VII, 1901	
22	W.	Wm. Pitt died, 1806, born May 28, 1759	
23	Th.	Charles J. Fox b., 1749, d., Sept. 18, 1806	
24	F.	Admiral Sir J. A. Fisher born, 1841	
25	S.	Lord Leighton, P. R. A., died 1896	
26	S.	Third Sunday after Epiphany	
27	M.	Gen Gordon b., 1833, died Jan. 26, 1885	
28	Tu.	First Reform Parliament met, 1833	
29	W.	Anglo-Japanese Treaty, 1902	
30	Th.	Young Pretender died, 1788	
31	F.	Partridge and Pheasant shooting ends	

## MARCH.

		MOON'S CHANGES.	
		New .....	2nd, 6h. 57m. p.m.
		First Quarter .....	9th, 9h. 42m. p.m.
		Full .....	18th, 2h. 29m. a.m.
		Last Quarter.....	26th, 6h. 32m. p.m.
1	S.	Quinquagesima Sunday	
2	M.	Fort Bridge opened, 1890	
3	Tu.	Shrove Tuesday	
4	W.	Ash Wednesday	
5	Th.	John R. Green, historian, died, 1883	
6	F.	D. of Bridgewater (canal maker) d., 1808	
7	S.	Royal Institution founded, 1799	
8	S.	First Sunday in Lent, Quadragesima	
9	M.	Outram died, 1863	
10	Tu.	Dean Buckland born, 1784	
11	W.	Earl Grey, born, 1764, d., July 17, 1845	
12	Th.	Reform Bill carried, 1832	
13	F.	Close time all wild birds till August 1	
14	S.	Eenbich, botanist, died, 1868	
15	S.	Second Sunday in Lent	
16	M.	Livingstone born, 1813 (19)	
17	Tu.	Anti-Corn Law League formed, 1839	
18	W.	Sir Isaac Newton died, 1727	
19	Th.	Day and night equal all over the globe	
20	F.	Goethe died, 1832	
21	S.	National Gallery founded, 1824	
22	S.	Third Sunday in Lent	
23	M.	Viscount Milner born, 1854	
24	Tu.	Wm. Lloyd Carpenter (Ep. Ripon) b. 1841	
25	W.	Last Day	
26	Th.	Duke of Albany died, 1884	
27	F.	John Bright d., 1861, b., Nov. 16, 1811	
28	S.	Peace Prelim. signed with Russia, 1856	
29	S.	Fourth Sunday in Lent	
30	M.	British Troops entered Paris, 1814	
31	Tu.	Death of Richard Golden, 1868	

## FEBRUARY.

		MOON'S CHANGES.	
		New .....	2nd, 4h. 37m. a.m.
		First Quarter.....	9th, 4h. 27m. a.m.
		Full .....	17th, 9h. 5m. a.m.
		Last Quarter.....	25th, 3h. 24m. a.m.
1	S.	Candlemas, Scottish Quarter Day	
2	S.	Fourth Sunday after Epiphany	
3	M.	George Herbert, poet, died, 1633	
4	Tu.	Telegrams first sent by Post Office, 1870	
5	W.	House of Lords abolished by Coma., 1649	
6	Th.	Charles Dickens born, 1812	
7	F.	John Ruskin born, 1819	
8	S.	Bishop Hooper burnt, 1555	
9	S.	Fifth Sunday after Epiphany	
10	M.	(9) Mary Queen of Scots beheaded, 1857	
11	Tu.	T. A. Edison born, 1847	
12	W.	Gold discovered in Australia, 1851	
13	Th.	St. Valentine's Day	
14	F.	Joseph Pease, First Quaker M. P., 1833	
15	S.	Lindley Murray, Grammarian, d., 1826	
16	S.	Septuagesima Sunday	
17	M.	Martin Luther died, 1546	
18	Tu.	Copernicus, astronomer, b., 1473	
19	W.	Joseph Hume, politician, died, 1855	
20	Th.	Nominations for Borough Auditors	
21	Th.	Geo. Washington b., 1732, d., Dec., 14 '96	
22	S.	Sir Joshua Reynolds died, 1792	
23	S.	Sexagesima Sunday	
24	M.	Sir Christopher Wren died, 1723	
25	Tu.	Earl of Cromer (Evelyn Baring) b., 1841	
26	W.	Abolition of Corn Laws, 1846	
27	h.	Carlisle War ended, 1870	
28	F.	St. David's Day	
29	S.	John Wesley died, 1791, b., June 17, 1703	

## APRIL.

		MOON'S CHANGES.	
		New .....	1st, 5h. 2m. a.m.
		First Quarter .....	8th, 4h. 32m. p.m.
		Full .....	16th, 4h. 55m. p.m.
		Last Quarter .....	23rd, 7h. 7m. p.m.
		New .....	30th, 3h. 33m. p.m.
1	W.	Washington Irving born, 1783	
2	Th.	Oliver Goldsmith died, 1774	
3	F.	Napoleon I abdicated, 1814	
4	S.	Eruption of Vesuvius, 1906	
5	S.	Fifth Sunday in Lent	
6	M.	1st Home Rule Bill introduced, 1886	
7	Tu.	King of the Belgians (Leo II) b., 1885	
8	W.	Birrell's Education Bill introduced 1906	
9	Th.	George Canning born, 1770	
10	F.	Rowland Hill died, 1833	
11	S.	Rom. Catholic Eman. Act passed, 1829	
12	S.	Palm Sunday	
13	M.	President Lincoln Assassinated, 1865	
14	Tu.	Last appeal of "Wager of Battle," 1818	
15	W.	Benj. Franklin d., 1790	
16	Th.	Fox, martyrologist, died, 1587	
17	F.	Good Friday	
18	S.	John Abernethy, surgeon, died, 1831	
19	S.	Easter Sunday	
20	M.	Easter Monday, Bank Holiday	
21	Tu.	St. George's Day, Shakespeare b., 1564	
22	W.	Bank of England founded, 1694	
23	Th.	Parish Council's Annual Meeting	
24	F.	Daniel Defoe died, 1731	
25	S.	Emerson died, 1882, born, May 25, 1803	
26	S.	Low Sunday	
27	M.	T. A. Trollope born, 1810	
28	Tu.	Lord Avelbury born, 1854	
29	W.	Duke of Connaught born, 1850	
30	Th.	David Livingstone died, 1873	

MAY.		JUNE.	
MOON'S CHANGES.		MOON'S CHANGES.	
First Quarter .. 8th, 11h. 23m. a.m.		First Quarter .. 7th, 4h. 56m. a.m.	
Full .. 16th, 4h. 32m. a.m.		Full .. 14th, 1h. 55m. p.m.	
Last Quarter .. 23rd, 0h. 17m. a.m.		Last Quarter .. 21st, 5h. 26m. a.m.	
New .. 30th, 3h. 15m. a.m.		New .. 28th, 4h. 32m. p.m.	
1	F. Jamaica discovered, 1494	1	M. Prince of Wales born, 1866
2	S. James Grant, novelist, died, 1887 (May 5)	2	Tu. Lord Wolsley born, 1833
3	S. Second Sunday after Easter	3	W. Adam Smith born, 1723
4	M. Bradlaugh refused oath in Parl't, 1880	4	Th. Bentham died, 1832
5	Tu. Lord Rosebery born, 1847	5	F. Royal Assent 1st Reform Bill, 1832
6	W. John Stuart Mill died, 1873	6	S. Chas. Reade, novelist, born, 1814
7	Th. British Army mainly founded, 1661	7	S. Whit Sunday, Pentecost.
8	F. 2nd Reading Education Bill, 1906	8	M. Whit Monday, Bank Holiday
9	S. Sir John Herschell died, 1871	9	Tu. Sir John Franklin died, 1847
10	S. Third Sunday after Easter	10	W. Chas. Kingsley b. 1819, d. Jan. 23, 1875
11	M. Hudsons Bay Co. founded, 1670	11	Th. Dr. Arnold (Rugby) b. 1795, d. June 12, 1842
12	Tu. No. 1 Illustrated News, 1842	12	F. Ld. Chf. Just. Coleridge d., 1894 [1842]
13	W. Daniel O'Connell died, 1847	13	S. Magna Charta signed, 1215
14	Th. Sir H. H. Fowler born, 1830	14	S. Trinity Sunday
15	F. King of Spain born, 1886	15	M. St. Alban, 1st British Martyr
16	S. Secession of Free Church, 1843	16	Tu. Rt. Rev. W. D. MacLagan born, 1826
17	S. Fourth Sunday after Easter	17	W. Pascal born, 1623
18	M. King of Spain born, 1886	18	Th. Qn. Victoria came to the Throne, 1837
19	Tu. Qn. Vic. opened Manchester Canal, 1894	19	F. Longest day
20	W. Victor Hugo died, 1885	20	S. Income Tax commenced, 1842
21	Th. Mark Lemon d., 1870, b. Nov. 30, 1809	21	S. First Sunday after Trinity
22	F. Queen Victoria born, 1819	22	M. Fire Insurance duties repealed, 1869
23	S. Bank Holidays Act passed, 1871	23	Tu. First Wesleyan Conference, 1784
24	S. Rogation Sunday	24	W. Navigation Acts repealed, 1849
25	M. Habeas Corpus Act signed, 1679	25	Th. Harriet Martineau died, 1876
26	Tu. John Earl Russell d. 1873, b. Aug. 6, 1792	26	F. Rousseau born, 1712
27	W. Sir Humphry Davy died, 1829	27	S. Trial of Seven Bishops, 1688
28	Th. Ascension Day	28	S. Second Sunday after Trinity
29	F. M'ge Princess Ena to K. of Spain, 1906	29	M. Dominion Day, 1857
30	S. First U.S. Ambassador received, 1785	30	Tu. Death of Sir Robert Peel, 1850
31	S. Sunday after Ascension		
JULY.		AUGUST.	
MOON'S CHANGES.		MOON'S CHANGES.	
First Quarter .. 6th, 8h. 25m. p.m.		First Quarter .. 5th, 9h. 46m. a.m.	
Full .. 13th, 9h. 48m. p.m.		Full .. 12th, 4h. 59m. a.m.	
Last Quarter .. 20th, 0h. 2m. p.m.		Last Quarter .. 18th, 9h. 25m. p.m.	
New .. 27th, 7h. 17m. a.m.		New .. 26th, 10h. 59m. p.m.	
1	W. Henry Grattan born, 1750	1	S. Viscount Peel born, 1829
2	Th. American Independence Day	2	S. Seventh Sunday after Trinity
3	F. Samuel Lover died, 1868	3	M. Bank Holiday
4	S. Marriage Prince of Wales, 1893	4	Tu. Duke of Argyll born, 1846
5	S. Third Sunday after Trinity	5	W. Wm. Carey, missionary, born, 1761
6	M. Right Hon. J. Chamberlain born, 1836	6	Th. Canning died, 1827
7	Tu. Earl of Minto born, 1845	7	F. Married Women's Property Act passed, 1870
8	W. John Calvin born, 1509, died 27th May, 1564. Annular Eclipse of the Sun.	8	S. Scotch Education Act passed, 1872
9	Th. Irish & Scotch Reform Acts passed, 1868	9	S. Eighth Sunday after Trinity
10	F. Berlin Treaty, "Peace with Honour," '78	10	M. Grouse shooting begins
11	S. Fourth Sunday after Trinity	11	Tu. Local Government Act passed, 1888
12	M. First Ballot Act, 1872	12	W. Local Government's Board Act passed, 1871
13	Tu. Hegira, or Flight of Mahomet, 622	13	Th. Royal Assent to 2nd Reform Bill, 1867
14	Th. Dr. Isaac Watts b., 1674, d. 25th Nov., 1748	14	F. Manchester Reform meeting (Peterloo), 1819
15	W. Ballot Act passed, 1872 (died, 1814)	15	S. Dissenters' Marriages Act, 1836
16	Th. Matthew Flinders, Australian explorer,	16	S. Ninth Sunday after Trinity
17	F. Last day for claiming vote as owner	17	M. Balzac died, 1850
18	S. Fifth Sunday after Trinity	18	Tu. Last day for Occupiers' and New Lodgers' claims
19	M. Robert Burns died, 1796 (21st)	19	W. Lord Salisbury died, 1903
20	Tu. Duke of Devonshire born, 1833	20	Th. Wallace executed, 1365 (mew), 1572
21	W. Window Tax abolished, 1851	21	F. Massacre of Huguenots (St. Bartholomew's Sunday) after Trinity
22	Th. Last day for Old Lodgers' Claims	22	S. Scotch Local Government Act, 1894
23	F. First Charter to Bank of England, 1694	23	M. Milton's Works burned by hangman, 1660
24	S. Atlantic Cable laid, 1866	24	Tu. Leigh Hunt died 18-4, b. 19th Oct., 1784
25	S. Sixth Sunday after Trinity	25	W. Peace between Japan and Russia, 1866
26	M. William Wilberforce died, 1833	26	Th. Sir John Ross, Arctic navigator, d., 1846
27	Tu. Prince Bismarck died, 1896	27	F. Queen of Holland born, 1569
28	W. Purchase of Teicrgraph Bill passed, 1888	28	S. Eleventh Sunday after Trinity
29	Th. Slavery abolished in Brit. possessions, 1834	29	S. John Howard, philanthropist, b. 1726
30	F. Last meeting of Irish Parliament, 1800	30	
31		31	

SEPTEMBER.

MOON'S CHANGES.  
 First Quarter... 3rd, 8h. 51m. p.m.  
 Full ..... 10th, 6h. 23m. p.m.  
 Last Quarter... 17th, 10h. 33m. a.m.  
 New ..... 24th, 2h. 59m. p.m.

1	Tu	Earl of Halsbury born, 1820
2	W	Declaration French Republic, 1870
3	Th	Last day Voters' Misde. Declar'n
4	F	Telephone Exchange open, London, 1879
5	S	Sir Hy. Campbell-Bannerman born, 1836
6	S	Twelfth Sunday after Trinity
7	M	K. C. Trench, etymologist, died, 1807
8	Tu	Dr. Pococke, Orientalist, died, 1691
9	W	Ricardo, political economist, died, 1823
10	Th	Rt. Hon. H. H. Asquith born, 1852
11	F	Death of Gen. Wolfe, 1759
12	S	Duke of Wellington died, 1852
13	S	Thirteenth Sunday after Trinity
14	F	Post Office Savings Bank opened, 1861
15	Tu	Walter Savage Landor died, 1864
16	W	Australian Commonwealth procl'd, 1900
17	Th	President Garfield died, 1881
18	F	Kolbert Emmett hanged, 1808
19	S	Sir Walter Scott died, 1832
20	S	Fourteenth Sunday after Trinity
21	M	Wilkie Collins died, 1889
22	Tu	William of Wckham died, 1404
23	W	Stonington and Darlington Ry opened 1825
24	Th	St. Vincent de Paul died, 1600 (27th)
25	F	Geo. Cruikshank b., 1792, d. 1 Feb., 1878
26	S	Geo. Buchanan, Scottish historian, d. 1882
27	S	Fifteenth Sunday after Trinity
28	M	Lord Roberts, V.C., born, 1852
29	Tu	Sixpenny Telegrams began, 1855
30	W	Rome united to Italy, 1870

OCTOBER.

MOON'S CHANGES.  
 First Quarter... 3rd, 6h. 14m. a.m.  
 Full ..... 10th, 9h. 3m. p.m.  
 Last Quarter... 17th, 3h. 25m. a.m.  
 New ..... 25th, 6h. 47m. a.m.

1	Th	Elias Howe, inv. sewing machine, d., 1867
2	F	B. W. Procter (Bary Cornwall), d., 1874
3	S	First English Bible printed, 1535
4	S	Sixteenth Sunday after Trinity
5	M	C. S. Farnell died, 1891
6	Tu	Owens College, Manchester, opened 1873
7	W	Italian Union established, 1870
8	Th	Fridtjof Nansen born, 1861
9	F	America discovered by Columbus, 1492
10	S	Robert Stephenson died, 1859
11	S	Seventeenth Sunday after Trinity
12	M	Wm. Penn (Pennsylvania) died, 1694
13	Tu	Gregorian Calendar came into use, 1582
14	W	Ridley and Latimer martyrs, 1555
15	Th	Houses of Parliamt' burned, 1834 (16th)
16	F	Lord Palmerston died, 1865
17	S	Jonathan Swift died, 1745
18	S	Eighteenth Sunday after Trinity
19	M	Froude, historian, died, 1894 (20th)
20	Tu	Sarah Bernhardt born, 1845 (land, 1707)
21	W	1st Parl't after union of England & Scot'
22	Th	Borough Council's Nomina'n Day
23	F	St. Crispin died, a. s. 287
24	S	William Hogarth, d. 1764, b. 10 Nov., 1697
25	S	Nineteenth Sunday after Trinity
26	M	New Royal Exchange opened, 1844
27	Tu	Sir Walter Raleigh executed, 1618
28	W	Dr. Cartwright, inv. power-loom, d. 1823
29	Th	Lord Rosse, astronomer, died, 1867
30	F	Khedive's shares in Suez Canal bought, George Peabody died, 1869 (4th) 1875
31	S	

NOVEMBER.

MOON'S CHANGES.  
 First Quarter... 1st, 2h. 16m. p.m.  
 Full ..... 8th, 7h. 5m. a.m.  
 Last Quarter... 15th, 11h. 41m. p.m.  
 New ..... 23rd, 9h. 53m. p.m.  
 First Quarter... 30th, 9h. 44m. p.m.

1	S	Twentieth Sunday after Trinity
2	M	Duty on eggs repealed, 1860
3	Tu	King William III. landed, 1689
4	W	Henry Fawcett, P. M. Gen., died, 1884
5	Th	London Gazette published, 1665
6	F	John Milton died, 1674
7	S	King Edward VII. born, 1841
8	S	Twenty-first Sunday after Trinity
9	M	King of Italy born, 1869
10	Tu	Grand Trunk Ry. Canada, opened 1856
11	W	Treaty between Eng. & France compl'd, '51
12	Th	Nan. Sealtry, 1st Amer. Bp. consec., 1784
13	F	John Kepler, astronomer, died 1630
14	S	Suez Canal opened, 1869
15	S	Twenty-second Sunday after Trinity
16	M	D of Wellington burned at St. Paul's, '52
17	Tu	Poussin, painter, died, 1665
18	W	Vasco da Gama doubled the Cape, 1497
19	Th	Sir Thomas Gresham died, 1579
20	F	Lord Clive died, 1774
21	S	Employers Liability Bill, 1893
22	S	Twenty-third Sunday after Trinity
23	M	Sir Henry Havock died, 1857
24	Tu	Macadam, roadmaker, 1826
25	W	John Murray, publisher, born, 1778
26	Th	Times printed by steam, 1814
27	F	First Metro-p. school board elected, 1870
28	S	Winston Churchill born, 1874
29	S	First British in Advent
30	M	St. Paul's Cathedral opened, 1847

DECEMBER.

MOON'S CHANGES.  
 Full ..... 7th, 9h. 44m. p.m.  
 Last Quarter... 15th, 9h. 13m. p.m.  
 New ..... 23rd, 11h. 50m. a.m.  
 First Quarter... 30th, 5h. 40m. a.m.

1	Tu	R. L. Stevenson died, 1894 (Dec. 8)
2	W	Rt. Hon. A. J. Balfour resigned, 1905
3	Th	Dumas died, 1870
4	F	Third Reform Act passed, 1864
5	S	Ferdinand de Lesseps (Suez Can.) d. 1894
6	S	Second Sunday in Advent
7	M	Milton born, 1608
8	Tu	Royal Academy instituted, 1768
9	W	James II. abdicated, 1689
10	Th	Robert Browning died, 1869
11	F	Dr. Johnson died, 1784
12	S	Louis J. Agassiz, naturalist, died, 1873
13	S	Third Sunday in Advent
14	M	Cromwell made Lord Protector, 1653
15	Tu	Beethoven born 1770
16	W	Slavery abolished in U.S.A., 1862
17	Th	1st Eng. operation under ether, 1846
18	F	Flying ship described 'Evan. Post., 1700
19	S	Telephone London and Brighton, 1862
20	S	Fourth Sunday in Advent
21	M	Sir Ed. Arkwright born, 1732, died 1792
22	Tu	Rt. Hon. John Morley born, 1838
23	W	W. M. Thackeray, novelist, died, 1863
24	Th	King of Greece born, 1845
25	F	Christmas Day
26	S	Boxing Day. Bank Holiday
27	S	First Sunday after Christmas
28	M	Kudyard Knitting born, 1863
29	Tu	John Wycliffe died, 1384
30	W	Jesus's Society founded, 1825
31	Th	* (with next to calendar)

## AREA AND POPULATION OF THE BRITISH EMPIRE.

	AREA. Sq. Miles.	POPULATION.				
		1891. (Census.) Total.	1901. (Census)			1905. (Estd.) Total.
			Males.	Females.	Total.	
United Kingdom .. .. .	121,091	37,732,922	20,102,408	91,356,313	41,458,721	41,659,121
Ile of Man & Channel Islands	303	147,842	70,676	79,794	150,370	—
India, British .. .. .	1,087,124	221,195,436	117,774,412	114,081,121	231,855,833	—
Native States .. .. .	679,393	66,075,156	32,146,882	30,311,667	62,461,549	—
Aden .. .. .	80	44,079	30,630	13,444	43,974	—
Self-Governing Colonies :-						
Australia :-						
New South Wales .. .. .	310,367	1,132,234	710,005	644,841	1,354,816	1,496,050
Victoria .. .. .	87,884	1,140,405	603,720	597,350	1,201,070	1,218,671
South Australia and Northern Territory .. .. .	903,690	320,431	184,422	178,182	362,694	378,208
Western Australia .. .. .	975,920	49,762	112,375	71,249	184,124	254,779
Tasmania .. .. .	26,215	146,667	89,624	82,851	172,475	161,106
Queensland .. .. .	668,497	393,718	277,003	221,126	498,129	328,048
Total Australian Commonwealth* .. .. .	2,972,573	3,183,237	1,977,649	1,796,599	3,776,273	4,066,761
New Zealand† .. .. .	104,751	626,658	405,992	366,727	772,719	896,639
Dominion of Canada .. .. .	3,745,574	4,833,239	2,751,645	2,619,670	5,371,315	5,682,396
Newfoundland .. .. .	42,734	197,934	111,311	105,726	217,037	225,633
Labrador .. .. .	120,000	4,106	—	—	3,947	3,994
Natal .. .. .	35,371	543,913	450,437	474,681	925,118	1,141,406
Cape of Good Hope .. .. .	276,996	1,527,224	1,218,940	1,180,864	2,409,804	2,470,289
Other British Colonies and Possessions :-						
Basutoland .. .. .	10,293	218,902	163,373	184,975	348,848	348,000
Orange River Colony .. .. .	50,392	—	210,096	177,220	287,315	—
Bechuanaland Protectorate	275,000	190,000	59,574	61,202	129,776	125,040
Transvaal (inc. Swaziland)	117,732	—	736,168	562,308	1,318,478	1,399,528
Rhodesia, S., N. E., & N. W.	431,265	509,000	—	—	1,250,000	—
Brit. Cen. Afr. Protectorate	40,980	—	—	—	708,000	977,252
Uganda Protectorate .. .. .	223,500	—	—	—	4,500,000	4,000,000
Brit. E. Africa Protectorate	177,101	—	—	—	2,960,000	4,038,250
Somaliland Protectorate .. .. .	68,000	—	—	—	153,000	300,087
Straits Settlements .. .. .	1,600	512,342	379,151	193,098	572,249	603,460
Ceylon‡ .. .. .	25,332	3,007,789	1,896,212	1,669,742	3,565,954	3,950,123
Mauritius .. .. .	705	370,558	199,552	171,471	371,023	377,532
Dependencies of .. .. .	130	3,224	2,762	2,097	4,859	5,440
Seychelles .. .. .	149	16,440	9,805	9,432	19,237	20,767
Labuan .. .. .	30.2	5,853	5,017	3,394	8,411	9,000
Hong-Kong .. .. .	48.5	221,441	219,460	77,752	297,212	286,901
New Territory .. .. .	341	—	57,344	44,910	102,254	—
Wei-hai-Wei .. .. .	285	—	68,566	62,206	130,792	—
British New Guinea .. .. .	90,540	350,000	—	—	350,000	—
Fiji .. .. .	7,740	121,180	66,874	53,250	120,124	121,872
Falkland Islands .. .. .	6,500	1,789	1,203	840	2,043	2,016
St. Helena‡ .. .. .	47	3,877	1,534	1,908	3,342	3,512
Ascension .. .. .	34	206	360	50	410	—
West Africa :-						
Nigeria :-						
Northern, Protect'ed of Southern, " " } .. .. .	256,400	—	3,828,710	5,332,990	9,161,700	8,782,000
Lagos .. .. .	77,260	85,607	—	—	3,055,546	—
Gold Coast .. .. .	119,260	1,473,882	660,263	828,170	1,466,332	—
Sierra Leone .. .. .	30,000	74,835	—	—	1,027,000	1,680,000
Gambia .. .. .	3,619	14,266	43,885	46,469	90,354	—
Total West Africa .. .. .	491,259	1,648,560	—	—	16,209,890	—

† The population stated is exclusive of the military population.

‡ Exclusive of Maoria, numbering 44,097, 41,963, and 43,143 at the Census of each of the years 1881, 1891 and 1901 respectively. Figures for 1904 are not available.

\* The population of Australia is exclusive of Aborigines living in an uncivilized state, estimated at 145,000 in 1901.

‡ Census of 1904. No Census of the population was taken in 1901 owing to the war.

	AREA. Sq. Miles.	POPULATION—continued.				
		1891. (Census.) Total.	1901. (Census.)		1905. (Estd.) Total.	
			Males.	Females.		
<b>Other British Colonies and Possessions—cont'd. —</b>						
Bermuda .. .. .	19	15,013	8,606	8,929	17,635	20,209
British Honduras .. .. .	7,662	31,471	19,140	16,339	37,479	40,372
British Guiana .. .. .	90,277	270,866	160,697	137,261	293,968	296,566
<b>West India Islands:—</b>						
Bahamas .. .. .	4,404	47,666	25,000	28,735	53,735	68,175
Turks and Caicos Islands .. .. .	109	4,744	2,408	2,879	6,267	—
Jamaica .. .. .	4,207	639,491	306,068	389,672	755,730	817,660
<b>Windward Islands:—</b>						
St. Lucia .. .. .	233	42,220	23,821	26,062	49,883	53,389
St. Vincent .. .. .	140	41,054	—	—	47,648	50,170
Barbados .. .. .	106	182,867	88,200	107,388	195,588	199,542
Grenada .. .. .	138	53,209	29,966	33,452	63,438	60,530
<b>Leeward Islands:—</b>						
Virgin Islands .. .. .	68	4,639	2,254	2,654	4,908	4,908
St. Christopher .. .. .	65	30,876	12,977	16,896	29,782	30,614
Nevis .. .. .	50	13,087	5,606	7,169	12,774	13,881
Anguilla .. .. .	35	3,699	1,687	2,308	3,890	4,277
Antigua .. .. .	170	36,699	15,861	19,092	34,953	—
Montserrat .. .. .	324	11,882	5,698	6,637	12,335	—
Dominica .. .. .	291	26,841	12,870	16,024	28,884	31,392
Trinidad .. .. .	1,754	300,028	135,820	119,328	255,148	311,064
Tobago .. .. .	114	18,353	8,671	10,080	18,751	20,536
<b>Total West India Islands</b>	<b>12,024</b>	<b>1,357,254</b>	<b>—</b>	<b>—</b>	<b>1,572,644</b>	<b>—</b>
Gibraltar: .. .. .	1	19,100	9,408	10,352	20,355	18,645
Malta: .. .. .	117	165,037	91,994	92,748	184,742	205,059
Cyprus .. .. .	3,584	209,286	121,066	116,956	237,022	246,114
<b>Total British Empire:</b>						
United Kingdom .. .. .	121,000	37,733,000	20,103,000	21,356,000	41,459,000	43,659,121
British India (including Native States) .. .. .	1,767,000	287,271,000	149,921,000	144,390,000	294,317,000	—
Other Colonies and Possessions .. .. .	9,426,000	30,348,000	—	—	49,533,000	—
<b>TOTAL (approximate)</b>	<b>11,314,000</b>	<b>345,352,000</b>	<b>—</b>	<b>—</b>	<b>385,309,000</b>	<b>—</b>

At the time of the Census of 1861 the Empire comprised, in round numbers, eight and a half millions of square miles. In the next two decennia no important territorial additions took place; but between 1881 and 1891 the extensions in the East Indies and in our Indian Dependency, and the great annexations of territory in West, South, East, and Central Africa added about two millions of square miles. Since 1891 further expansions have occurred, principally in Africa and in Asia, raising the grand total, as nearly as can be ascertained, to 11,908,378 square miles. Thus, in the short space of forty years, the aggregate area of our Colonies, Dependencies, and Protectorates has increased by about 40 per cent., and now amounts to more than one-fifth of the land surface of the globe.

Of this huge territory, somewhat more than four millions of square miles are situated in North, Central, and South America, three millions in Australasia, two and a half millions in Africa, and nearly two millions in the Indian Empire and other parts of Asia; while the portion that lies in Europe constitutes a very inconsiderable fraction of the whole.

As far as can be ascertained, the population of the British Empire in 1861, inclusive of the Indian Feudatory States, was about 259 millions; in 1871 it had risen to nearly 283 millions; in 1881 to nearly 310 millions; in 1891, largely through acquisitions of territory, to more than 381 millions; and at or about the date of the census of 1901 it had reached a total of 400 millions.



## REVENUE OF LOCAL AUTHORITIES.

Country and Source.	1889-90. £	1894-5 £	1899-1900. £	1902-3. £	1905-6. £	1904-5. £
<b>ENGLAND AND WALES:—</b>						
Rates	27,713,406	33,865,283	40,734,219	50,328,412	52,941,665	56,047,715
Water undertakings	2,515,217	2,875,984	3,730,219	4,184,611	4,296,780	4,509,958
Gas undertakings	3,867,416	4,750,736	6,035,526	7,168,705	7,385,860	7,092,515
Electric Light undertakings		123,580	910,329	1,881,265	2,265,901	2,566,987
*Improvements Repayment	773,438	1,011,528	1,373,571	1,850,845	1,952,291	1,776,586
Tramways	128,923	225,988	1,575,922	3,797,758	4,740,514	5,291,502
Tolls, Dues, &c.	8,642,423	3,577,210	3,821,200	14,127,130	14,233,776	4,298,403
Rents, Interest, &c.	1,382,939	1,773,046	2,014,962	2,412,144	2,656,221	2,849,953
Fees, Fines, Licences, &c.	1,173,348	669,294	876,977	968,266	1,077,503	1,155,066
Sales of Property	513,001	265,128	445,948	473,035	497,920	354,355
Miscellaneous	2,005,469	2,335,197	3,434,219	3,940,443	4,710,042	4,650,175
<b>Total Local Revenue</b>	<b>43,716,583</b>	<b>51,462,676</b>	<b>64,953,092</b>	<b>81,152,614</b>	<b>86,909,163</b>	<b>90,588,965</b>
Government Contributions	6,522,279	8,993,680	12,249,083	12,782,803	15,613,892	19,597,046
Receipts from Loans	7,950,143	15,481,280	23,438,816	35,271,367	31,134,470	33,408,316
<b>Total Receipts</b>	<b>57,288,005</b>	<b>75,937,586</b>	<b>100,640,991</b>	<b>129,206,784</b>	<b>133,572,825</b>	<b>143,594,317</b>
<b>SCOTLAND:—</b>						
Rates		3,441,130	4,213,046	4,987,284	5,315,109	5,481,989
Water undertakings		668,947	737,562	819,317	876,374	918,747
Gas undertakings	3,557,565	1,237,889	1,611,277	1,841,334	1,748,512	1,712,937
Electric Light		25,218	155,039	337,429	384,494	485,027
*Improvements Repayment			42,691	43,953	45,068	43,863
Tramways		249,054	548,503	844,512	937,873	998,462
Tolls, Dues, &c.	742,331	877,969	1,007,387	1,096,834	1,123,123	1,118,778
Rents, Interest, &c.	245,134	263,953	294,128	252,551	244,739	251,178
Sales of Property	4,935	130,773	49,976	189,349	179,341	271,384
Fees, Fines, Licences, &c.	175,849	84,741	105,732	130,139	132,870	124,995
Miscellaneous	350,453	525,256	373,850	498,164	549,834	577,683
<b>Total Local Revenue</b>	<b>5,076,067</b>	<b>7,404,920</b>	<b>9,129,251</b>	<b>11,039,966</b>	<b>11,531,181</b>	<b>11,935,043</b>
Government Contributions	964,525	1,594,139	2,004,779	2,138,603	2,273,261	2,357,277
Receipts from Loans	1,410,398	2,038,908	4,072,118	3,472,556	4,422,642	3,619,607
<b>Total Receipts</b>	<b>7,450,990</b>	<b>11,032,962</b>	<b>15,206,148</b>	<b>16,665,125</b>	<b>18,228,288</b>	<b>17,911,927</b>
<b>IRELAND:—</b>						
Rates, Gas, Water, etc.	2,991,062	2,974,273	2,454,164	3,007,340	3,030,660	3,007,627
Tolls, Dues, &c.	313,787	347,388	304,184	434,478	457,144	369,644
Rents, Interest, &c.	96,270	112,794	245,546	189,077	254,257	254,275
Fees, Fines, &c.	106,750	112,846	113,068	117,357	115,709	115,899
Miscellaneous	179,153	212,181	314,732	429,050	404,762	447,391
<b>Total Local Revenue</b>	<b>3,686,022</b>	<b>3,759,482</b>	<b>3,490,844</b>	<b>4,081,302</b>	<b>4,159,532</b>	<b>4,194,836</b>
Government Contributions	160,974	329,268	1,562,156	1,336,983	1,332,268	1,360,663
Receipts from Loans	495,946	682,368	473,160	1,029,245	876,041	1,287,604
<b>Total Receipts</b>	<b>4,342,942</b>	<b>4,771,118</b>	<b>5,526,000</b>	<b>6,437,530</b>	<b>6,367,841</b>	<b>6,843,103</b>
<b>UNITED KINGDOM:—</b>						
Rates, Gas, Water, &c.		50,864,470	61,997,643	76,450,496	80,237,762	83,593,851
*Improvements Repayment		128,923	474,742	2,124,425	4,642,270	5,694,387
Tramways		4,698,541	4,302,557	6,192,771	15,566,542	15,713,013
Tolls, Dues, &c.		1,724,343	2,149,793	2,354,690	2,853,712	3,152,217
Rents, Interest, &c.		517,936	395,901	496,924	662,384	677,261
Sales of Property		1,454,747	866,381	1,094,777	1,235,762	1,326,082
Fees, Fines, Licences, &c.		2,536,075	3,072,634	4,122,791	4,660,657	5,064,653
<b>Total Local Revenue</b>	<b>32,477,672</b>	<b>62,626,978</b>	<b>77,573,027</b>	<b>96,273,882</b>	<b>102,660,176</b>	<b>106,718,834</b>
Government Contributions	7,847,778	10,917,067	15,816,018	16,245,359	19,219,441	23,314,956
Receipts from Loans	8,366,487	18,197,591	27,964,094	39,773,168	36,453,133	38,315,327
<b>Total Receipts</b>	<b>69,691,937</b>	<b>91,741,566</b>	<b>121,353,139</b>	<b>152,292,409</b>	<b>158,332,750</b>	<b>168,349,117</b>

\* Repayment of cost of Private Improvements executed by Local Authorities.

† Excluding Pilgrage and Light Dues included in previous years.

‡ Police and Education in Ireland are almost entirely provided out of Imperial Taxes.

## EXPENDITURE OF LOCAL AUTHORITIES.

## England and Wales.

	1889-90. £	1894-5 £	1899-00. £	1902-3. £	1903-4. £	1904-5. £
By Unions and Parishes in Relief to the Poor.....	8,434,345	9,806,606	11,567,649	13,909,870	14,000,465	14,438,458
All other Parochial Expenditure payable out of Poor Rates.....	1,229,967	1,300,065	1,558,258	1,737,798	1,613,457	1,549,327
* From Loans.....	432,418	804,210	1,310,939	2,166,278	1,384,240	1,261,321
By School Boards.....	5,607,894	6,678,071	11,220,658	13,488,433	5,602,125	567,256
By Town and Municipal Authorities for Police, Sanitary, and other Public Works, &c.....	29,856,278	39,932,443	59,718,855	79,995,031	84,728,000	95,076,088
By Rural District Councils.....	625,634	1,002,506	1,271,408	1,799,682	4,068,227	4,313,726
By County Authorities, for Police, Lunatic Asylums, &c.....	3,030,348	5,327,821	6,441,553	7,735,530	11,081,693	14,913,952
By Highway Boards and Road Trustees.....	1,751,966	1,529,364	1,948,232	2,183,270	..	..
By Turnpike Trusts.....	2,976	548	..	..	..	..
For Bridges and Ferries.....	4,160	1,289	946	1,469	1,387	1,260
By Drainage and Embankment Authorities.....	471,900	478,698	454,813	434,801	454,345	459,572
By Burial Boards.....	484,728	540,708	611,953	667,376	637,598	649,412
By Parish Councils and Parish Meetings.....	..	1129,307	148,304	188,699	162,956	178,762
From Church and Ecclesiastical Rates.....	5,871	5,163	..	..	..	..
By Harbour Authorities.....	3,056,078	3,328,006	4,591,902	4,819,498	5,216,444	5,582,247
By other Authorities.....	273,604	275,998	121,760	142,038	135,322	127,200
<b>Total Expenditure.....</b>	<b>65,268,127</b>	<b>73,096,462</b>	<b>100,862,280</b>	<b>128,968,743</b>	<b>129,086,259</b>	<b>139,118,631</b>

## Scotland.

	1889-90. £	1894-5 £	1899-00. £	1902-3. £	1903-4. £	1904-5. £
By Unions and Parishes in Relief to the Poor.....	856,543	994,014	1,109,619	1,235,053	1,300,743	1,402,354
All other Parochial Expenditure payable out of Poor Rates....	50,976	57,845	68,684	78,949	82,661	63,017
* From Loans.....	82,437	36,827	54,398	275,398	315,065	204,580
By Parish Councils, other than above.....	..	..	7,466	11,779	14,279	13,585
By School Boards.....	1,493,015	2,046,745	2,443,330	2,765,444	2,978,239	3,091,067
By Town and Municipal Authorities for Police, Sanitary and other Public Works, &c.....	2,531,373	5,983,008	6,218,948	9,596,502	10,044,371	9,549,103
By Rural Sanitary Authorities.....	117,969	..	..	..	..	..
By County Authorities for Police, Lunatic Asylums, &c.....	349,879	1,315,611	1,479,074	1,745,486	1,961,604	1,837,201
By Highway Boards and Road Trustees.....	669,794	..	..	..	..	..
By Turnpike Trusts.....	..	..	..	..	..	..
From Church and Ecclesiastical Rates (Hertons).....	47,533	47,406	47,425	56,061	59,295	59,073
By Harbour Authorities.....	1,030,118	1,083,341	1,316,788	1,250,146	1,215,075	1,308,154
By other Authorities.....	11,030	11,876	14,697	14,319	13,226	13,399
<b>Total Expenditure.....</b>	<b>7,221,355</b>	<b>11,526,202</b>	<b>14,860,439</b>	<b>17,044,337</b>	<b>17,866,266</b>	<b>17,651,753</b>

\* See note (2) on succeeding page.

† Note: See Local Authorities prior to 1890-96.

‡ Including Expenditure by Parish Councils under Burial Acts.

§ From 25th Dec. 1884 to 31st Mar. 1886.

|| Excessive of expenditure from Light Dues and by Pilotage Authorities.

## Expenditure of Local Authorities—Continued.

\* Ireland.

	1886-90 £	1894-5. £	1899-00 £	1902-3. £	1903-4. £	1904-5. £
By Unions and Parishes in Relief to the Poor .....	1,026,292	1,042,809	1,118,484	1,146,983	1,217,834	1,252,820
All other Parochial Expenditure payable out of the Poor Rates By Town and Municipal Authorities for Police, Sanitary, and other Public Works, &c. ....	331,520	278,492	88,564	60,677	56,678	55,032
By Rural Sanitary Authorities ..	1,176,947	1,450,190	1,605,090	2,249,419	2,207,560	2,383,324
By Rural District Councils ....	64,617	87,389	..	..	..	..
By County Authorities for Police, Lunatic Asylums, Highway Boards and Road Trustees....	..	..	294,048	485,210	548,303	598,787
By Drainage and Embankment Authorities .....	1,193,559	1,392,432	1,875,984	1,595,726	1,911,479	1,965,379
By Burial Boards .....	40,834	38,261	45,958	54,510	54,980	75,451
By Harbour Authorities .....	12,269	18,662	..	..	..	..
By other Authorities .....	376,967	422,415	484,524	481,439	482,044	543,991
By other Authorities .....	83,426	80,726	80,558	79,872	79,008	77,169
<b>Total Expenditure .....</b>	<b>4,296,331</b>	<b>4,811,376</b>	<b>5,593,210</b>	<b>6,152,816</b>	<b>6,567,586</b>	<b>6,956,858</b>

\* The expenditure for Police and Education in Ireland is almost entirely provided for out of the Imperial Taxes.

† In 1896-6 the expenditure of Scottish Parochial Boards was transferred to Parish Councils.

‡ "An imperfect classification; all the expenditure from loans ought to be properly classed according to the nature of the service."

## DEBT OF GREAT

(From Return published by

Name of Town.	Estimated population middle of 1906.	Rateable value 1905-6.	"Remunerative" Debt.			"Unremunerative" Debt.				
			Amount.	Per head of population.		Amount.	Per head of population.			
		£	£	£	s.	d.	£	£	s.	d.
London .....	4,684,794	41,457,066	53,779,227	11	9	7	56,149,319	11	19	8
Glasgow .....	899,956	5,171,980	8,374,672	10	6	10	9,308,834	11	7	5
Liverpool .....	730,143	4,470,837	8,722,521	11	18	11	6,147,293	5	8	4
Manchester .....	631,186	4,990,656	15,459,171	24	9	9	7,061,518	11	3	9
Birmingham .....	512,959	2,886,345	11,535,176	21	4	10	6,450,620	10	0	10
Leeds .....	456,787	2,975,905	6,254,771	13	14	0	6,021,554	13	3	8
Sheffield .....	440,414	1,649,994	5,458,923*	12	7	8*	3,843,760	7	11	10
Dublin .....	375,994	750,326	1,283,892	3	7	0	1,230,896	3	5	0
Belfast .....	358,650	1,269,520	3,219,947	8	19	7	1,382,626	3	17	2
Bristol .....	358,515	1,751,313	5,432,498	15	3	1	1,834,441	5	2	3
West Ham .....	334,577	2,776,521	5,580,420	16	11	8	2,060,662	6	3	8
Edinburgh .....	294,997	1,279,525	1,964,968	6	13	3	2,356,148	7	19	11
Wexham .....	256,799	1,538,570	5,321,046	19	11	0	2,946,964	10	4	10
Bradford .....	264,511	1,563,068	1,412,641	5	6	10	1,921,041	7	5	3
Newcastle-on-Tyne .....	253,127	1,156,432	1,093,562	4	4	9	2,061,592	7	19	9
Hull .....	251,671	1,172,716	2,863,336*	11	7	7*	2,744,167	10	15	1
Nottingham .....										

\* Incomplete, as figures for the Derwent

## United Kingdom.

	1889-90. £	1894-5. £	1899-00. £	1902-3. £	1903-4. £	1904-5. £
By Unions and Parishes in Relief to the Poor	10,347,180	11,903,428	13,795,752	15,991,886	16,519,042	17,093,662
All other Parochial Expenditure payable out of Poor Rates and from Loans	2,077,318	2,476,942	3,075,843	4,318,100	3,452,641	3,153,277
By Parish Councils (Scotland) other than above	..	..	7,466	11,179	14,279	13,585
By Parish Councils and Parish Meetings (England and Wales)	..	29,307	148,304	188,699	162,966	173,762
By Rural District Councils (Ireland)	..	..	294,048	485,210	548,303	594,787
By School Boards	7,100,909	10,725,416	13,643,988	16,273,877	8,560,364	3,658,315
By Rural District Councils (England and Wales)	—	1,002,566	3,119,640	3,982,902	4,068,227	4,313,726
By Town and Municipal Authorities for Police, Sanitary, and other Public Works, &c.	33,564,598	47,365,731	69,642,893	91,832,621	96,976,566	107,003,647
By Rural Sanitary Authorities, By County Authorities for Police, Lunatic Asylums, &c.	..	..	..	..	..	..
By Highway Boards and Road Trustees	7,800,722	10,667,090	12,917,197	15,061,113	14,966,163	18,777,801
By Turnpike Trusts	..	..	..	..	..	..
For Bridges and Ferries	..	..	..	..	..	..
By Drainage and Embankment Authorities	512,794	511,959	500,771	489,311	509,325	535,023
By Rural Boards	496,997	559,370	611,963	669,707	641,023	654,160
From Church and Ecclesiastical Rates	58,404	52,571	47,425	58,061	59,295	59,073
By Harbour Authorities	4,463,163	4,783,762	6,393,224	6,551,063	6,913,563	7,469,422
By other Authorities	303,728	368,000	217,083	236,229	228,258	217,977
<b>Total Expenditure</b>	<b>106,785,813</b>	<b>129,434,106</b>	<b>171,315,929</b>	<b>192,167,096</b>	<b>158,629,945</b>	<b>163,727,237</b>

## TOWNS, 1905-6.

(the London County Council.)

Amount.	Total.		Total annual charge.			Name of Town.
	Per head of population.	Per cent of rate-able value.	Met out of receipts other than rates.	Met out of Rates.	Total.	
			Amount.	Amount.	Amount.	
£	£ s. d.		£	£	£	
109,926,546	23 0 2	267.2	1,962,529	3,283,446	5,845,975	London
17,583,406	21 14 2	339.9	532,073	498,851	1,030,924	Glasgow
14,869,914	20 7 3	332.6	436,967	457,431	894,398	Liverpool
22,201,627	35 13 6	531.9	713,688	546,257	1,219,945	Manchester
11,969,786	31 6 8	468.8	435,070	397,713	832,783	Birmingham
12,276,621	36 17 8	591.4	354,949	299,519	654,468	Leeds
8,797,363	19 19 6	329.6*	249,947*	198,701	448,648*	Sherfield
2,114,248	6 12 9	322.2	55,170	106,446	161,616	Dublin
4,692,885	12 16 9	264.6	127,044	80,963	207,997	Belfast
7,796,934	20 5 4	415.0	129,932	176,053	305,987	Bristol
7,661,102	22 15 4	271.1	256,925	151,321	448,246	Edinburgh
4,323,111	14 13 2	337.9	77,798	134,635	234,423	West Ham
8,268,421	22 15 10	536.8	325,646	179,546	505,191	Bradford
3,333,667	13 12 1	213.3	90,504	169,983	260,487	Newcastle-upon-Tyne
3,121,144	12 4 6	272.8	70,484	127,164	197,648	Hull
5,607,366	12 5 8	476.2	171,966*	148,163	320,119*	Nottingham

Valley Water Board are not available.

### Gross Estimated and Rateable Value of Rental Assessed to the Poor Rates for England and Wales, and Amount Received and Expended for Relief of the Poor in England and Wales, Scotland and Ireland.

Years ended Lady Day.	Value of Property Assessed to the Poor Rate.		Total Amount of Poor Rates Received including Receipts in aid of Poor Rates.	Expended.			Years ended Lady Day.
	Gross Estimated Rental.	Rateable Rental.		In Relief of the Poor.	For other purposes, County Borough, and Police Rates, &c.		
					Total.		
	£	£	£	£	£	£	
1880	157,968,723	133,769,875	14,001,512	8,015,010	6,077,092	14,082,102	1880
1885	172,653,906	145,527,944	15,552,668	8,491,600	7,240,266	15,731,866	1885
1889	178,589,594	149,696,812	16,086,686	8,366,477	7,603,649	15,970,126	1889
1890	179,700,566	150,485,974	17,789,210	8,434,345	9,301,369	17,735,714	1890
1891	181,751,996	152,116,008	18,368,078	8,643,318	9,341,957	17,985,275	1891
1892	186,126,397	155,896,358	18,987,817	8,847,678	9,600,782	18,454,460	1892
1893	188,397,661	157,722,913	18,971,121	9,217,514	10,194,383	19,411,897	1893
1894	190,770,928	159,469,468	20,180,594	9,673,505	10,853,925	20,527,430	1894
1895	193,130,862	161,139,575	21,546,951	9,866,605	11,626,306	21,492,911	1895
1896	195,325,527	162,839,965	23,800,205	10,215,974	13,212,413	23,428,387	1896
1897	199,380,067	165,990,085	24,761,618	10,432,189	14,041,318	24,473,507	1897
1898	202,703,325	168,664,993	24,560,696	10,828,276	13,568,140	24,396,416	1898
1899	206,996,784	172,065,842	25,229,563	11,286,973	14,171,031	25,458,004	1899
1900	211,458,965	175,622,758	26,308,069	11,567,649	14,742,138	26,309,787	1900
1901	216,640,573	180,406,420	27,589,010	12,119,544	15,527,169	27,646,713	1901
1902	224,503,275	186,562,760	29,517,132	12,890,714	16,773,243	29,663,957	1902
1903	231,089,809	191,106,528	32,321,798	12,848,323	15,406,848	28,255,171	1903
1904	237,108,143	194,716,894	30,299,446	13,369,494	16,585,622	29,955,116	1904
1905	243,061,842	199,355,590	32,267,015	13,851,981	18,183,105	32,035,086	1905
1906	248,426,532	202,858,961	34,462,817	14,035,888	20,045,497	34,081,385	1906

## SCOTLAND.

Years ended Lady Day.	Total Amount Received from Poor Rates and all other Sources (exclusive of Loans).	Total Expended in the Relief and Management of the Poor and on Buildings.
	£	£
1880	911,752	918,480
1885	908,899	871,511
1889	977,001	852,836
1890	948,358	874,369
1891	885,373	850,458
1892	915,233	912,888
1893	833,042	826,544
1894	1,012,935	956,815
1895	856,433	994,014
1896	1,020,359	1,037,931
1897	1,062,498	1,058,214
1898	1,065,838	1,066,916
1899	1,190,713	1,104,237
1900	1,141,690	1,110,302
1901	1,178,172	1,155,363
1902	1,207,923	1,193,651
1903	1,225,190	1,235,053
1904	1,312,838	1,300,743
1905	1,379,922	1,402,354
1906	1,460,971	1,406,489

## IRELAND.

Years ended Lady Day.	Total Amount Received from Poor Rates and all other sources in aid of Poor Rates (including Loans).	Total Expenditure from Poor Rates & other Sources in aid of Poor Rates (including Loans). *	Amount expended in the Relief and Management of the Poor, and under the Medical Charities, Vaccination, & Superannuation Acts.
	£	£	£
1880	1,027,475	1,141,830	1,033,105
1885	1,313,451	1,259,298	1,069,882
1889	1,526,044	1,444,680	1,522,753
1890	1,439,477	1,408,024	1,029,708
1891	1,523,273	1,405,514	1,041,950
1892	1,285,514	1,411,701	1,054,400
1893	1,459,933	1,403,409	1,037,993
1894	1,412,056	1,398,520	1,044,927
1895	1,397,352	1,443,767	1,049,724
1896	1,469,714	1,434,656	1,058,276
1897	1,485,759	1,460,396	1,040,859
1898	1,535,153	1,533,516	1,047,756
1899	1,666,261	1,667,918	1,194,387
1900	1,338,725	1,297,048	1,125,110
1901	1,309,631	1,212,038	1,109,040
1902	1,253,694	1,256,767	1,221,277
1903	1,263,302	1,207,640	1,173,203
1904	1,284,477	1,285,411	1,221,211
1905	1,279,343	1,290,509	1,253,355
1906	1,301,143	1,314,843	1,250,286

\* Including expenses under Medical Charities Act, Vaccination Act, Registration of Births, Deaths, and Marriages Act, Public Health Act, Superannuation Act, Contagious Diseases (Animals) Act, National School Teachers Act, and Labourers Act.

† The amounts received are exclusive of the amounts advanced by the Government and expended in the purchase of seed, under the Seed Supply (Ireland) Act, 1899 (£208,305); and the Seed Potatoes Supply (Ireland) Act, 1890 and 1891 (£249,405); and of the rates collected to repay the sums advanced; and the amounts expended are exclusive of repayment of the sums advanced.

‡ Total Poor Law Expenditure not paid out of Loans.

## THE SUGAR TAX.

The whole policy of the late Government in regard to sugar was of the most reactionary and mischievous character. We protested alike against the Sugar Convention and the imposition of the tax on sugar, and, we regret to say, everything we predicted about the consequences of these actions has come to pass. For many years Continental countries were foolish enough to send us both raw and refined sugar below cost price. They were enabled to do this by the bounties refiners received on all sugar they exported. Sugar is a food and a raw material in many industries, and the cheaper these countries sent it to us the better. If they had supplied it free, the greater would have been the boon. Thanks to the fact that while in Britain sugar was artificially cheap, while in the countries where it was made it was artificially dear, we were enabled to build up many industries depending on the supply of cheap sugar, and give employment to many thousand people under good conditions. This was too rosy a state of affairs for the late Government to contemplate, so they stupidly signed a Convention agreeing not to take the cheap sugar any more. Thanks to the Convention sugar has been reduced in price to the people of France and Germany, but increased to the people of this country. It has not benefited our West Indian colonies, and, so far as the sugar refiners are concerned, the Convention has not resulted in a single additional refinery being opened; while, on the other hand, great mischief has been done to all those trades that flourished on cheap sugar. The following return shows the prices of the kind of sugar most largely consumed by the working classes in London, Paris, and Berlin:—

	1903.	1904.	1905.	1906.	1907.
	d. per lb.	d. per lb.	d. per lb.	d. per lb.	d. per lb.
<b>LONDON.</b>					
Retail price .....	12	17	22	2	2
Customs duty .....	0.45	0.45	0.45	0.45	0.45
Excise duty .....	—	—	—	—	—
<b>PARIS.</b>					
Retail price .....	41	3	31	3	3
Customs duty <sup>2</sup> .....	3.27*	1.44*	1.44*	1.44*	1.44*
Excise duty .....	2.79*	1.18*	1.18*	1.18*	1.18*
<b>BERLIN.</b>					
Retail price .....	31	27	27	21	21
Customs duty <sup>2</sup> .....	2.18	1.02	1.02	1.02	1.02
Excise duty .....	1.09	0.76	0.76	0.76	0.76

\* Including also the "taxe de raffinage," levied equally on imported sugar and on sugar of home production.

<sup>2</sup> In France and Germany imported sugar is subject to excise duty in addition to import duty proper. The "Customs duty" stated above for these countries includes the total amount of duty payable on importation—i.e., it includes both import and excise duty.

In addition to the Sugar Convention, we have the Sugar Tax. For twenty-seven years previous to 1901 we had free trade in sugar, and the consumption per head increased steadily until in 1901 it reached 89.29 lbs. per head. For 1906 it was only 85.06 lbs. This represents not merely a reduction in the amount of sugar, as such, consumed by the people, but also a great reduction in the use of sugar in the making of jams, confectionery, &c. The following is from one of the greatest living authorities among manufacturing confectioners:—

From the repeal of the old sugar duty up to the imposition of the war tax in 1901, an abundant and generally cheap supply of its main raw materials enabled the British confectionery manufacturing industry to progress by leaps and bounds. From an insignificant subsidiary

industry it developed steadily until it completely overshadowed in importance sugar refining, which had for long been regarded as a staple trade at several of the great British ports. To supply the needs of confectionery, many special trades had been, in the quarter of a century referred to, created, and so regular is the demand for machinery that at the present time quite a number of engineering establishments practically subsist on the business done with manufacturing confectioners. This statement also applies to wooden, tin, and cardboard boxes making, printing, bottle-making, and a variety of other trades.

Until 1901 this progress was uninterrupted. The selection of confectionery as the only trade to bear a tax on its raw material has seriously checked its development, and has inflicted individual losses which can never be retrieved. Up to 1901 there had been a fairly steady increase in the number of manufacturing confectioners every year. Although statistics are not available for the whole country, the London Directory shows the disappearance of sixty-one firms of manufacturing confectioners between 1901 and 1907. It is true that instead of the missing sixty-one manufacturers thirty-nine have been added, but the greater number of these do not replace those who have disappeared. They are principally dealers and agents, many of them representing foreign manufacturers, who are successfully forcing their way into our markets. The old firms who are left have been obliged painfully to adjust themselves to new conditions, some, no doubt, with a fair amount of success, but none are doing so profitably as when they were working on duty free raw materials. It was singularly fortunate for the trade that a combination of circumstances made sugar exceptionally cheap in 1901 and 1902. To some extent this cheapness neutralized the effects of the tax for the time being. The crisis really came to a head in 1904 and 1905, when many failures took place among confectioners who were unable to adapt themselves to the new conditions. Singular though it may appear, it may be stated that these very disasters, in some degree, may have benefited the survivors, as it removed competition, and may have, in many instances, maintained the outturn on a basis to make ends meet. But there is not the same elasticity in the trade now, even with the most prosperous, that there was in pre-duty days, and the strain to obtain a margin, except in the case of a fortunate few who are more or less specialists, is unceasing and disheartening. On many lines of goods manufacturers are at the present moment bearing the full cost of the duty, sustained only by the hope that relief is within sight. It was a case of either losing a portion of their overturn, and increasing standing expenses on the remainder, or losing their margin on the lines for which the retailers could afford no higher price. The majority chose the latter course, with disastrous effects on profits. As the bulk of manufacturing confectioners are either private firms or private limited companies, it is impossible to give any figures, but the profits in the confectionery business must have been very much less during the last three years than in the same period ending in 1901. Then, too, as everyone knows, when an article is on the tariff it becomes a subject for speculation and disturbance always before and after Budget day. Customers hold back their orders before the Budget in the hope of a reduction, with the result that labour is dispersed and business disorganised. After the Budget there may be an unusual demand for a time, which cannot be dealt with immediately owing to the previous dispersal of labour, and business is eventually lost, as the early fruit season supervenes (which always affects confectionery) before orders can be executed.

The Sugar Convention has not been renewed in its original form; although experts like Mr. Gibson Bowles complain that still there remain far too many restrictions upon our free trade in sugar even under the modified terms. But although the Convention had been absolutely repudiated, the tax must also go. Sugar is, next to bread, the most valuable article of food from a health point of view, and it is too late in the day for a Government elected to office on the clear understanding that there are to be no taxes on food, to allow this tax to remain. No one could complain that Mr. Asquith did not remove it in his first Budget, for he had not had time to make the necessary arrangements. When the second Budget time came round we hoped something would be done, nor can we accept the plea that the tax could not be dealt with piecemeal; for although the tax is, roughly speaking, a halfpenny per pound, and the bulk of consumers do not deal in farthings, yet those consumers who do not deal in farthings do not buy their sugar a pound at a time, while those whose poverty causes them to buy in small quantities can appreciate a reduction of a farthing. More people deal with farthings than the Chancellor of the Exchequer knows of. The reduction of the duty by one-half would also be fully appreciated by those who are engaged in manufactures into which sugar largely enters. We hope that in his next Budget Mr. Asquith will deal with this obnoxious tax; it is one that ought not to be on the list of taxes at all, and, as we have shown in our article on the Taxation of Land Values, there are ample sources from which the gap caused by its repeal or reduction can be filled. The repeal of the tax by Sir Stafford Northcote caused such a wondrous increase in consumption, and gave such an impetus to trade, that it ought to require no arguments to persuade the present Liberal Chancellor of the Exchequer to follow the example, and confer anew those benefits upon the masses. We are getting tired of this timorous policy; it is playing with the people to denounce certain taxes when in Opposition, but retain them when returned to power. There has been ample time to make provision for the repeal of this tax, and if it is allowed to remain untouched, the Government will be justly open to severe censure.

### Military and Naval Expenditure, British Colonies, 1905-6.

	Population.	Military Expenditure.	Military Expenditure per head of Population.	Naval Expenditure.	Naval Expenditure per head of Population.	Naval and Military Expenditure.	Naval and Military Expenditure per head of Population.
		£	£ s. d.	£	s. d.	£	£ s. d.
United Kingdom	43,217,067	29,613,000	0 13 9½	33,369,500	15 6½	63,202,500	1 9 3½
Canada	5,900,000	1,338,067	0 4 6½	Nil	—	1,338,067	0 4 6½
Newfoundland	222,643	Nil	—	3,000	0 3½	3,000	0 0 3½
Commonwealth of Australia	4,062,475	762,430	0 8 9½	255,681	1 3¼	1,018,111	0 6 0½
New Zealand	98,310	392,654	0 4 3½	40,592	0 10¼	242,646	0 5 2½
Cape of Good Hope	2,406,847	655,056	0 4 7½	50,000	0 5	605,056	0 5 6½
Natal	1,161,409	133,344	3 2 4	35,000	0 7½	168,344	0 2 1½
Transvaal	1,209,013	177,913	0 2 0½	Nil	—	177,913	0 2 0½
Total Colonies	15,934,596	3,164,466	0 3 11½	304,243	0 6	3,568,709	0 6 8½

\* Of these 574,741 are European, and 1,830,063 are non-European.

† Of these 94,731 are European, and 1,060,675 are non-European.

‡ Including 47,731 Maoris.

§ Of these 247,377 are Europeans, and 972,674 are non-Europeans.



## GROSS AMOUNT OF PROPERTY ASSESSED TO THE INCOME TAX.

	Years ending 5th April.				
	1894-5.	1899-1900.	1903-04.	1904-06.	1905-6.
	£	£	£	£	£
<b>Schedule A:—From the ownership of Lands, Houses, &amp;c.</b>					
Lands .. .. .	55,769,061	52,814,291	52,403,253	52,257,969	52,151,543
Houses, &c. . . . .	151,747,257	174,430,501	197,063,235	201,572,793	205,486,455
Other Property .. . . .	608,667	1,139,114	1,327,971	1,296,701	1,310,673
Total .. . . .	208,124,975	228,383,906	251,794,459	255,127,463	258,948,671
<b>Schedule B:—</b>					
From the Occupation of Lands..	18,727,268	17,596,152	17,544,450	17,479,547	17,400,062
<b>Schedule C:—From Government Securities.</b>					
British .. . . .	14,695,421	12,732,650	15,998,920	15,939,618	15,993,007
Indian .. . . .	3,486,986	3,587,909	3,762,598	3,831,119	3,951,497
Indian Guaranteed Railways ..	4,534,811	4,693,795	4,933,331	4,929,066	4,911,310
Colonial .. . . .	10,524,293	11,275,965	12,869,426	13,553,540	13,996,601
Foreign .. . . .	5,403,486	7,118,425	7,893,646	7,827,297	8,162,659
Total .. . . .	38,644,997	39,408,744	44,947,921	45,580,640	46,925,674
<b>Schedule D:—From Businesses.</b>					
Businesses, Professions, etc., not otherwise detailed (including Salaries of Employees) ..	238,632,111	322,826,068	367,405,903	366,768,420	367,814,155
Railways in United Kingdom ..	34,354,862	39,357,677	40,606,800	41,211,420	41,241,692
Mines .. . . .	12,676,658	9,491,694	21,194,470	21,235,729	19,999,972
Gas Works .. . . .	5,076,848	6,053,433	6,776,061	7,606,530	7,413,611
Iron Works .. . . .	1,834,127	3,211,964	3,414,896	3,134,067	2,683,637
Water Works .. . . .	3,936,089	4,614,317	5,193,041	5,327,082	5,816,309
Canals, &c. . . . .	3,267,921	3,476,916	3,515,518	3,608,443	3,847,201
Quarries .. . . .	1,088,754	1,581,734	1,687,306	1,729,091	1,695,799
Markets, Tolls, &c. . . . .	667,421	815,870	832,323	853,993	869,635
Fishings and Shootings* .. . .	717,767	240,992	215,525	222,096	203,304
Cemeteries .. . . .	158,517	184,922	183,623	181,820	185,612
Salt Springs or Works, and Alum Works .. . . .	227,210	56,492	150,564	163,737	150,573
Indian, Colonial and Foreign Securities (other than Government Securities) .. . . .	8,921,123	9,789,435	10,691,411	11,404,180	14,794,821
Coupons .. . . .	7,649,487	9,758,250	10,765,314	10,465,377	12,061,156
Railways out of United Kingdom	12,986,082	14,043,107	15,449,580	14,551,530	16,111,221
Loans secured on Public Rates..	4,955,878	5,574,441	7,762,040	9,040,963	16,687,134
Other Interest .. . . .	2,142,332	3,217,183	4,335,406	4,333,739	4,677,854
Other Profits .. . . .	1,274,653	1,645,293	2,212,658	3,732,561	2,390,047
Profits from the occupation of Lands, assessed under Schedule D .. . . .	12,895	13,290	10,145	12,322	13,821
Total .. . . .	340,559,725	436,253,068	507,402,516	503,267,819	508,664,345
<b>Schedule E:—Salaries of Government, Corporation and Public Company Officials.</b>					
Government Officials .. . . .	17,399,290	21,005,880	22,630,314	22,325,096	23,150,050
Corporation and Public Company Officials .. . . .	33,640,824	49,067,643	63,443,925	67,049,193	70,926,754
Total .. . . .	51,040,114	70,073,523	86,074,239	89,374,291	93,166,804
Total gross amount of Income brought under review .. . . .	657,007,077	791,735,413	902,758,585	910,929,700	925,184,556

Produce for each Penny of the Tax. 1891-92 (6d.) £2,238,130; 1892-3 (6d.) £2,239,556; 1893-4 (7d.) £2,191,000; 1894-95 (8d.) £1,962,900; 1895-96 (8d.) £2,033,162; 1896-97 (9d.) £2,198,692; 1897-98 (9d.) £2,128,280; 1898-99 (9d.) £2,284,289; 1899-1900 (9d.) £2,353,619; 1900-1 (10s.) £2,475,442; 1901-2 (1s. 2d.) £2,531,482; 1902-3 (1s. 3d.) £2,535,962; 1903-4 (11d.) £2,562,551; 1904-5 (1s.) £2,590,543; 1905-6 (1s.) £2,600,000.

† Decrease due to decisions in the case of the Attorney General v. London County Council.

**THE INCOME TAX.**

The Income Tax in one form or another has always been an important source of revenue in this country, for the old "Fifteenths and Tenths" and the "Subsidies" were all in their nature more or less income taxes. The modern form dates back to 1798, when it was brought in by Pitt to help to meet the great expenditure of the Napoleonic wars. The tax was at 2s. in the pound on incomes over £200. Incomes under £60 were exempted, and between that amount and £200 there were numerous abatements. Abatements were allowed for children, and in respect of allowances to children, and for premiums for life insurance. The yield in 1799 was about £6,000,000; in 1800 it was £6,250,000, but in 1801 it fell off to £5,600,000. It was repealed after the Peace of Amiens, but reimposed by Addington when the war again broke out. It was regarded with great detestation, and only tolerated as a war tax, and immediately upon the peace following the battle of Waterloo it was again repealed, and the House of Commons ordered even the very records to be destroyed. In 1842 it was revived by Peel, again as a temporary tax, to enable him to effect his reforms of the tariff, with the exemption fixed at £150. In 1853 it was continued by Mr. Gladstone.

The present tax is divided into five branches or schedules. The first, Schedule A, touches income from landed property, including houses, and the rent or annual value is the measure of charge. The second, Schedule B, is on the income derived from the use of the land by the agriculturist—the farmer, where the land is let; the occupier, where the land is in hand. The assessment under this schedule is one-third of the rent or annual value. Schedule C is for incomes derived from any public revenue, imperial, colonial or foreign, and under this schedule the amount received is charged. Schedule D is on incomes from professions, trades, and other occupations, and incomes not included under any other schedule. Schedule E touches incomes of persons in the employment of the State or in other public employments of profit.

**Rates of Income Tax**

on Incomes of and above £150, with abatement of £120 on Incomes under £400 (years ended 31st March):—

1877.	1878.	1879.	1880.	1881.	1882.	1883.	1884.	1885.
3d.	3d.	5d.	5d.	6d.	5d.	6:d.	5d.	6d.
1886.	1887.	1888.	1889.	1890.	1891.	1892.	1893.	1894.
5d.	5d.	7d.	6d.	6d.	6d.	6d.	6d.	7d.

On Incomes of above £160, with abatements of £160 on Incomes not exceeding £400, and £100 on Incomes above £400, and not exceeding £400, and £100 on Incomes above £400, and not exceeding £500:—1895 to 1898, 8d.

On incomes exceeding £160, with abatements

of £160 on incomes exceeding £160 and not exceeding £400,	
of £140 " " " " £400 " " " £500,	
of £120 " " " " £400 " " " £500,	
of £70 " " " " £200 " " " £700,	

1899, 8d.; 1900, 8d.; 1901, 1s.; 1902, 1s. 2d.; 1903, 1s. 3d.; 1904, 11d.; 1905, 1906, and 1907, 1s.

The acknowledged defect of the Income Tax has been that no distinctions were made between incomes from investments and earned incomes, but reform was constantly put off on the plea that the tax was still regarded in the light of a war tax, and therefore one of a temporary character. Mr. Asquith, in his Budget speech last April, however, dispensed this fiction, announced that the tax must be regarded as a permanent item of our revenue, and proceeded to deal with the injustice

of taxing earned and unearned incomes at the same rate. The rate of tax for the year was kept at 1s. in the pound, but upon incomes that did not exceed £2,000 the tax was reduced to 9d. on all earned incomes. If the income is wholly derived from a profession or trade, the amount will be at 9d. in the pound, with the usual abatements. If a portion is derived from investments, that portion will be charged at 1s., and any abatements will be deducted from the earned portion. He said:— "Now, as to the abatements. I will take an income of £600. At present such an income is allowed a deduction of £120, so that the Income Tax is paid on £480, irrespective of the sources of income. Under the new system how will it work out? If the income of £600 is derived wholly from the funds, it will pay £24; if wholly from a profession or trade, it will pay £18, at the rate of 9d. per pound coupled with an abatement; and if the income is made up of £200 from the funds and £400 from a profession or trade it will pay £20 10s., the abatement of £120 being deducted from professional earnings." This reform will be a great boon to those whose incomes are derived from their own industry

## THE MINISTRY.

<i>Premier and First Lord of the Treasury</i> .....	Rt. Hon. Sir H. Campbell-Bannerman (£5,000).	
<i>Lord Chancellor</i> .....	Lord Loreburn (£10,000).	
<i>Lord President of the Council</i> .....	Rt. Hon. Earl of Crewe (£2,000).	
<i>Lord Privy Seal</i> .....	Most Hon. Marquess of Ripon (£2,000).	
<i>Secretaries of State.</i>	<i>Home Department</i> .....	Rt. Hon. H. Gladstone (£5,000).
	<i>Foreign Affairs</i> .....	Rt. Hon. Sir Edward Grey (£5,000).
	<i>Colonial</i> .....	Rt. Hon. Earl of Elgin (£5,000).
	<i>War</i> .....	Rt. Hon. Richard B. Haldane (£5,000).
	<i>India</i> .....	Rt. Hon. John Morley (£5,000).
<i>Chancellor of the Exchequer</i> .....	Rt. Hon. H. H. Asquith (£5,000).	
<i>First Lord of the Admiralty</i> .....	Rt. Hon. Lord Tweedmouth (£4,500).	
<i>Secretary for Scotland</i> .....	Rt. Hon. John Sinclair (£2,000).	
<i>President of the Board of Trade</i> .....	Rt. Hon. D. Lloyd-George (£2,000).	
<i>President Local Government Board</i> .....	Rt. Hon. John Burns (£2,500).	
<i>President Board of Agriculture</i> .....	Rt. Hon. Earl Carrington (£2,000).	
<i>President Board of Education</i> .....	Rt. Hon. R. McKenna (£2,000).	
<i>Postmaster-General</i> .....	Rt. Hon. Sydney Buxton (£2,500).	
<i>Chancellor Duchy of Lancaster</i> .....	Rt. Hon. Sir H. Fowler (£2,000).	
<i>Chief Secretary for Ireland</i> .....	Rt. Hon. Augustine Birrell (£4,425).	
<i>First Commissioner of Works</i> .....	Rt. Hon. Lewis Harcourt (£2,000).	
THE ABOVE FORM THE CABINET.		
<i>Lord-Lieutenant of Ireland</i> .....	Earl of Aberdeen (£20,000).	
<i>Lord Chancellor of Ireland</i> .....	Lord Justice Walker (£8,000).	
<i>Parl. Sec. Board of Education</i> .....	Mr. Thomas Louch (£1,200).	
<i>Financial Secretary to the Treasury</i> .....	Mr. Walter Runciman (£2,000).	
<i>Patronage Secretary to Treasury</i> .....	Mr. George Whiteley (£2,000).	
<i>Junior Lords of Treasury</i> .....	Mr. J. A. Pease (£1,000).	
	Mr. Herbert Lewis (£1,000).	
	Mr. J. M. Fuller (unpaid).	
	Mr. J. H. Whitley (unpaid).	
<i>Paymaster-General</i> .....	Mr. R. K. Causton (unpaid).	
<i>Civil Lord of the Admiralty</i> .....	Mr. George Lambert (£1,000).	
<i>Secretary to the Admiralty</i> .....	Mr. Edmund Robertson (£2,000).	
<i>Under Home Secretary</i> .....	Mr. Herbert Samuel (£1,500).	
<i>Under Secretary for Foreign Affairs</i> .....	Lord Fitzmaurice (£1,500).	
<i>Under Colonial Secretary</i> .....	Mr. Churchill (£1,500).	
<i>Under Secretary for War</i> .....	Earl of Portsmouth (£1,500).	
<i>Under Secretary for India</i> .....	Mr. C. E. Hobhouse (£1,500).	
<i>Secretary, Board of Trade</i> .....	Mr. H. E. Kearley (£1,200).	
<i>Financial Secretary to War Office</i> .....	Mr. T. R. Buchanan (£1,500).	
<i>Vice-President, Irish Board of Agriculture</i> .....	Mr. T. W. Russell (£1,350).	
<i>Secretary, Local Government Board</i> .....	Dr. T. J. Macnamara (1907) (£1,200).	
<i>Attorney-General</i> .....	Sir W. S. Robson (£7,000 and Fees).	
<i>Solicitor-General</i> .....	Mr. S. T. Evans (£3,000 and fees).	
<i>Lord Advocate</i> .....	Mr. Thomas Shaw (£5,000).	
<i>Solicitor-General for Scotland</i> .....	Mr. Alexander Ure (£2,000).	
<i>Attorney-General for Ireland</i> .....	Mr. R. R. Cherry (£5,000).	
<i>Solicitor-General for Ireland</i> .....	Mr. Redmond Barry (£2,000).	

**Acreeage of Corn Crops (United Kingdom).**

	Wheat	Barley or Bere.	Oats.	Rye.	Beans.	Pesa.	Total Corn Crops.
	Acres.	Acres.	Acres.	Acres.	Acres.	Acres.	Acres.
1875	8,514,088	2,751,362	4,176,177	64,579	574,414	118,410	11,399,030
1880	8,065,896	2,695,000	4,191,716	47,937	436,361	235,177	10,672,086
1885	2,665,092	2,447,169	4,282,594	59,301	441,267	231,302	10,014,625
1890	2,483,595	2,301,213	4,138,562	69,460	362,243	230,170	9,574,376
1895	1,456,042	2,346,871	4,627,930	80,296	246,129	209,606	8,565,379
1899	2,055,290	2,159,414	4,109,825	64,442	251,198	163,324	8,803,488
1900	1,901,038	2,172,129	4,146,835	65,044	265,748	167,812	8,707,602
1901	1,746,155	2,140,908	4,112,297	67,752	254,096	155,668	8,476,876
1902	1,772,840	2,083,014	4,157,079	78,164	246,656	180,292	8,517,045
1903	1,620,988	2,021,828	4,257,053	69,228	241,958	181,951	8,393,000
1904	1,407,618	2,012,854	4,351,188	65,177	254,892	175,934	8,257,658
1905	1,836,598	1,872,305	4,137,406	72,480	256,333	175,624	8,350,796
1906	1,801,371	1,931,654	4,188,407	75,422	290,980	154,434	8,392,165
1907	1,065,017	1,835,359	4,218,541	70,204	311,684	166,608	8,317,413

**Green Crops**

	Potatoes.	Turnips and Swedes.	Mangold.	Cabbage, &c.	Vetches or Tares.	Other Green Crops except Grass or Clover.	Total Green Crops.
	Acres.	Acres.	Acres.	Acres.	Acres.	Acres.	Acres.
1875	1,431,879	2,485,256	405,627	231,717	..	683,517	5,057,029
1880	1,380,578	2,336,499	386,348	204,016	..	418,450	4,746,293
1885	1,355,922	2,322,387	392,207	201,283	303,826	188,870	4,755,195
1890	1,321,272	2,251,243	376,319	213,185	239,313	130,377	4,534,211
1895	1,262,868	2,237,686	388,442	198,488	170,371	142,271	4,399,949
1899	1,222,630	2,050,416	437,307	219,296	189,767	154,697	4,274,113
1900	1,227,235	1,964,355	484,015	222,972	181,677	170,996	4,301,280
1901	1,223,784	1,962,157	476,827	228,464	161,349	178,445	4,231,026
1902	1,214,575	1,905,273	519,430	239,677	175,680	186,594	4,241,109
1903	1,195,877	1,898,879	478,394	231,743	147,967	193,965	4,146,345
1904	1,201,419	1,888,010	475,313	221,478	131,273	182,901	4,119,394
1905	1,236,768	1,819,384	477,540	225,315	139,285	186,082	4,144,374
1906	1,193,682	1,777,505	499,443	226,880	144,919	196,594	4,129,033
1907	1,151,612	1,846,128	518,019	229,009	156,157	..	..

**Other Crops.**

	Flax.	Hops.	Bare Fallow.	Clover, Sanfoin, and Grasses under Rotation.	Permanent Pasture.	Small Fruit.	Woods, Coppices, and Plantations.
	Acres.	Acres.	Acres.	Acres.	Acres.	Acres.	Acres.
1875	107,369	69,172	570,006	6,337,953	23,772,602	..	2,505,743
1880	106,521	66,698	528,778	6,369,232	24,717,692	..	2,798,158
1885	110,639	71,327	579,707	..	..	..	2,787,747
1890	99,326	63,961	623,169	6,097,210	27,115,425	46,783	2,866,600
1895	97,225	68,940	494,430	6,061,180	27,331,621	74,920	3,035,164
1899	25,406	61,543	347,081	6,115,096	26,091,621	78,773	3,034,611
1900	47,918	61,308	316,565	6,025,925	26,296,712	78,900	3,087,754
1901	66,082	51,127	350,290	6,140,731	26,373,968	80,475	3,035,857
1902	50,577	46,031	236,532	6,106,173	26,408,692	86,355	3,029,139
1903	45,610	47,938	306,715	6,091,222	26,545,443	81,260	3,030,163
1904	44,836	47,799	437,927	6,097,073	26,693,305	82,950	3,029,234
1905	66,569	66,367	333,742	6,779,323	26,865,373	83,941	3,069,753
1906	55,453	66,723	314,576	6,706,840	27,446,739	91,510	3,072,940
1907	60,031	64,938	301,717	6,663,017	27,411,720	94,175	..

**Yield per acre of Wheat in the Principal Countries.**

	Bush.	Bush.	Bush.	Bush.	Bush.
United Kingdom	31.72	Bulgaria	14.00	India, including	..
Algeria	7.66	Canada (Ontario	14.00	Native States	10.46
Argentina	11.24	and Manitoba	18.24	Japan	17.64
Australia	7.98	Denmark	28.18	New Zealand	27.44
Austria-Hungary	..	France	18.51	Koumania	12.36
Austria	16.33	Germany	25.57	Russia: European,	..
Hungary	15.53	Holland	28.58	except Poland	7.96
Belgium	27.94	Italy	12.90	Poland	15.06
				North's Candia	9.76
				Servia	14.60
				Spain	10.00
				Sweden & Norway	..
				Sweden	24.63
				United States	13.29
				Uruguay	7.73

**Acres under Crops and Grass; and Number of Horses, Cattle, Sheep, and Pigs; as returned upon the 4th June, 1906, in each Division of Great Britain, with Particulars for Ireland, and Total for United Kingdom.**

	ENGLAND.	WALES.	SCOTLAND.	GREAT BRITAIN.	IRELAND.	UNITED KINGDOM.
	1906. Acres.	1906 Acres.	1906. Acres.	1906. Acres.	1906. Acres.	1906. Acres.
Total Area (excluding Water) .. .. .	32,382,550	4,748,624	19,070,244	56,201,418	20,710,589	77,097,460 (c)
Total Acres under Crops and Grass (a) .. .. .	24,660,574	2,793,142	4,873,039	32,266,755	14,504,299	47,136,879
Arable Land .. .. .	10,783,350	8,05,757	3,432,914	15,022,021	4,629,326	19,749,695
Permanent Grass .. .. .	13,877,224	1,977,385	1,440,125	17,244,734	10,174,473	27,446,784
<b>CORN CROPS</b> {						
Wheat .. .. .	1,661,147	44,468	50,081	1,755,696	43,880	1,801,271
Barley or Bere .. .. .	1,439,708	92,834	218,696	1,731,238	176,544	1,931,651
Oats .. .. .	1,851,031	266,110	956,785	3,042,926	1,076,310	4,138,407
Rye .. .. .	56,993	1,078	6,747	64,808	10,343	75,422
Beans .. .. .	276,965	1,306	11,520	288,991	1,961	290,986
Peas .. .. .	152,138	860	981	153,979	305	154,434
Total .. .. .	5,467,062	345,646	1,244,819	7,057,538	1,300,343	8,392,165
Potatoes .. .. .	396,516	20,219	140,186	565,921	616,167	1,193,662
Turnips and Swedes .. .. .	1,082,821	50,143	448,956	1,590,920	278,367	1,877,566
Mangold .. .. .	415,415	10,621	2,422	431,458	67,260	499,433
Cabbages .. .. .	61,481	682	8,195	70,368	..	..
Kohl Rabi .. .. .	17,625	43	46	17,714	44,410	226,889
Rape .. .. .	82,358	4,467	6,975	93,830	..	..
Vetches or Tares .. .. .	132,378	960	8,680	142,047	2,620	144,940
Lucerne .. .. .	55,406	254	46	55,734	..	..
Hay .. .. .	46,722	..	..	46,722	..	46,722
Small Fruit .. .. .	71,978	..	6,959	80,226	10,602	91,510
Clover, Sainfoin, and Grass under Rotation .. .. .	2,538,533	316,565	1,555,648	4,440,746	2,215,573	6,706,912
Other Crops .. .. .	110,442	1,094	2,814	114,260	80,181	252,047
Bare Fallow .. .. .	301,594	5,765	7,178	314,537	2,423	317,299
	No.	No.	No.	No.	No.	No.
Horses solely for Agriculture (b) .. .. .	865,783	94,501	153,921	1,116,505	370,551	1,484,242
Unbroken Horses: 1 year & up .. .. .	234,779	44,614	35,842	315,235	99,477	416,267
Under 1 year .. .. .	96,918	22,894	14,419	136,941	61,890	199,515
Total of Horses .. .. .	1,300,480	162,019	206,182	1,568,681	531,938	2,110,924
Cows & Heifers in Milk or Calf .. .. .	2,020,340	283,595	434,476	2,738,411	1,496,284	4,272,296
Other Cattle: 2 years & above .. .. .	1,067,667	94,782	264,275	1,426,734	1,058,681	2,490,865
" 1 year and under 2 .. .. .	1,031,866	151,416	261,513	1,494,796	1,060,343	2,566,107
" Under 1 year .. .. .	940,959	187,922	222,015	1,350,896	1,083,616	2,443,757
Total of Cattle .. .. .	5,960,862	747,715	1,292,279	7,010,856	4,698,924	11,991,955
Ewes kept for Breeding .. .. .	5,865,096	1,400,903	2,935,196	10,061,194	1,480,210	11,573,516
Other Sheep: 1 year and above .. .. .	2,942,696	291,358	1,335,822	5,068,576	660,388	5,784,567
" Under 1 year .. .. .	6,232,225	1,304,334	2,723,321	10,260,280	1,564,234	11,851,922
Total of Sheep .. .. .	14,039,927	3,996,695	6,994,339	25,419,060	3,714,832	29,220,215
Sows kept for Breeding .. .. .	284,950	34,480	16,892	336,322	124,478	472,773
Other Pigs .. .. .	1,688,652	175,180	113,367	1,967,199	1,169,715	3,107,967
Total Pigs .. .. .	1,973,602	209,660	130,190	2,323,521	1,244,193	3,588,740

(a) Not including Mountain and Heath Land.

(b) Including Mares kept for breeding.

(c) Figures for Jersey and Ireland include Water.

## TABLE OF KINGS AND QUEENS OF ENGLAND.

NORMAN LINE.			YORK AND LANCASTER UNITED IN THE HOUSE OF TUDOR.		
Began to Reign.			Began to Reign.		
William I.	October	14, 1066	Henry VII. of Lanc.	August	22, 1485
William II.	September	9, 1067	Henry VIII.	April	22, 1493
Henry I.	August	2, 1100	Edward VI.	January	28, 1547
Stephen	December	2, 1136	Mary I.	July	5, 1553
Elizabeth			November	17, 1558	
FAMILY OF PLANTAGENET.			HOUSE OF BRUARY.		
Henry II.	October	25, 1154	James I.	March	24, 1603
Richard I.	July	6, 1189	Charles I.	March	27, 1625
John	April	6, 1199	[THE COMMONWEALTH FROM 1649 TO 1660, CROMWELL, PROTECTOR.]		
Henry III.	October	19, 1216	Charles II.	January	30, 1660
Edward I.	November	16, 1272	James II.	February	6, 1685
Edward II.	July	7, 1307	William and Mary	February	13, 1689
Edward III.	January	24, 1327	William alone, from	December	28, 1689
Richard II.	June	21, 1377	Anne	March	8, 1702
HOUSE OF LANCASTER.			BRUNSWICK FAMILY.		
Henry IV.	September	29, 1399	George I.	August	1, 1714
Henry V.	March	23, 1413	George II.	June	11, 1727
Henry VI.	August	31, 1422	George III.	October	25, 1760
HOUSE OF YORK.			George IV.	January	29, 1820
Edward IV.	March	1, 1461	William IV.	June	26, 1830
Edward V.	April	9, 1483	Victoria	June	20, 1837
Richard III.	June	22, 1483	SAKE-COBURG FAMILY.		
			Edward VII.	January	24, 1901

## EXPORTS TO ALL SOUTH AMERICA.

Years, &c.	From		From
	United Kingdom.	Germany.	United States (Years ended 30th June).
	£	£	£
1887	19,659,000	(Cannot be given.)	6,160,000
1888	21,958,000		5,960,000
1889	26,329,000	8,386,000	7,010,000
1890	25,412,000	6,902,000	7,865,000
1891	19,878,000	6,106,000	6,921,000
Average, 1887-1891	22,647,000	7,135,000	6,783,000
1892	21,912,000	7,617,000	6,786,000
1893	21,071,000	8,183,000	6,686,000
1894	19,028,000	6,618,000	6,801,000
1895	20,888,000	9,035,000	6,927,000
1896	21,367,000	8,572,000	7,400,000
Average, 1892-1896	20,853,000	8,005,000	6,920,000
1897	16,786,000	7,073,000	6,664,000
1898	17,825,000	6,819,000	6,862,000
1899	18,160,000	7,883,000	7,390,000
1900	20,797,000	9,275,000	7,987,000
1901	18,859,000	8,006,000	9,141,000
Average, 1897-1901	18,485,000	7,819,000	7,639,000
1902	18,523,000	7,764,000	7,830,000
1903	21,688,000	10,340,000	8,485,000
1904	25,326,000	12,447,000	10,479,000
1905	29,798,000	15,622,000	11,757,000
1906	29,962,000	19,357,000	15,572,000
Average, 1902-1906	27,050,000	13,956,000	10,839,000

## Exports to Argentina.

Years, &c.	From United Kingdom. £	From Germany. £	From United States. £
1887 .. .. .	6,230,000	2,340,000*	1,182,000
1888 .. .. .	7,657,000	2,573,000*	1,271,000
1889 .. .. .	10,682,000	2,943,000	1,745,000
1890 .. .. .	8,416,000	1,284,000	1,734,000
1891 .. .. .	4,247,000	914,000	568,000
<b>Average, 1887-1891 .. .. .</b>	<b>7,448,000</b>	<b>2,011,000</b>	<b>1,300,000</b>
1892 .. .. .	5,651,000	1,729,000	651,000
1893 .. .. .	5,538,000	2,061,000	997,000
1894 .. .. .	4,515,000	1,485,000	957,000
1895 .. .. .	5,351,000	1,774,000	916,000
1896 .. .. .	6,621,000	2,167,000	1,114,000
<b>Average, 1892-1896 .. .. .</b>	<b>5,535,000</b>	<b>1,849,000</b>	<b>913,000</b>
1897 .. .. .	4,801,000	1,760,000	1,249,000
1898 .. .. .	5,586,000	2,100,000	1,239,000
1899 .. .. .	6,211,000	2,573,000	1,925,000
1900 .. .. .	7,143,000	3,135,000	2,346,000
1901 .. .. .	6,752,000	2,666,000	2,352,000
<b>Average, 1897-1901 .. .. .</b>	<b>6,099,000</b>	<b>2,447,600</b>	<b>1,820,000</b>
1902 .. .. .	5,871,000	2,323,000	2,001,000
1903 .. .. .	8,011,000	3,493,000	2,350,000
1904 .. .. .	10,847,000	5,044,000	3,486,000
1905 .. .. .	13,003,000	6,463,000	4,896,000
1906 .. .. .	19,429,000	8,368,000	6,787,000
<b>Average, 1902-1906 .. .. .</b>	<b>11,432,000</b>	<b>6,139,000</b>	<b>3,904,000</b>

## Exports to China (including Hong Kong).

Years, &c.	From United Kingdom. £	From Germany. £	From United States. £
1887 .. .. .	8,790,000	{ Cannot be given. }	1,952,000
1888 .. .. .	9,008,000		1,651,000
1889 .. .. .	7,210,000	1,191,000	1,347,000
1890 .. .. .	9,138,000	1,468,000	1,537,000
1891 .. .. .	8,369,000	1,619,000	2,501,000
<b>Average, 1887-1891 .. .. .</b>	<b>8,627,000</b>	<b>1,426,000</b>	<b>1,858,000</b>
1892 .. .. .	7,576,000	1,474,000	2,198,000
1893 .. .. .	6,435,000	1,635,000	1,691,000
1894 .. .. .	6,255,000	1,365,000	2,097,000
1895 .. .. .	7,177,000	1,741,000	1,635,000
1896 .. .. .	8,541,000	2,225,000	2,417,000
<b>Average, 1892-1896 .. .. .</b>	<b>7,195,000</b>	<b>1,692,600</b>	<b>2,008,000</b>
1897 .. .. .	7,118,000	1,590,000	3,744,000
1898 .. .. .	7,265,000	2,360,000	3,360,000
1899 .. .. .	9,730,000	2,490,000	4,599,000
1900 .. .. .	8,389,000	2,522,000	5,097,000
1901 .. .. .	9,367,000	2,337,000	3,887,000
<b>Average, 1897-1901 .. .. .</b>	<b>8,369,000</b>	<b>2,274,000</b>	<b>4,121,000</b>
1902 .. .. .	9,279,000	2,365,000	6,876,000
1903 .. .. .	9,461,000	3,134,000	5,876,000
1904 .. .. .	13,146,000	3,324,000	4,962,000
1905 .. .. .	16,558,000	4,511,000	13,381,000
1906 .. .. .	15,273,000	3,860,000	10,613,000
<b>Average, 1902-1906 .. .. .</b>	<b>12,568,000</b>	<b>3,445,000</b>	<b>8,342,000</b>

INCOME AND EXPENDITURE FROM 1692—1870,  
AND  
THE RISE OF THE NATIONAL DEBT.

THERE is no branch of politics that receives less attention than that of the National Taxation and Expenditure, yet nothing exercises such an influence upon the trade, commerce, and general social welfare of the people. Taxation properly raised and economically expended ought not to be a burden, but, on the contrary, a benefit to a nation. In regard to Local Taxation this is easily perceived. We may grumble at the amount of our rates, but still expect that, for the most part, we receive value for the sum we pay in good roads, the preservation of health by drainage, proper water supply, parks, open spaces, &c. But when we come to the National Taxes, so large a proportion goes for defence or offence, payment for past wars, and in the cost of collection of the taxation necessary for these, that very little seems to be of real benefit to the people. Everyone must have noticed how the Premier, Sir Henry Campbell Bannerman, has, over and over again, laid stress upon the vital importance of substituting the principle of Arbitration in place of War in the settlement of International disputes, and although the performances of the Hague Convention have fallen lamentably short of the hopes formed in regard to it, yet this idea is fast gaining ground, and the alteration is only a matter of time. Sir Henry is right in attaching such importance to this question. The methods by which Britain and all other nations raise their revenues are such as to press with extreme hardship upon the poor. We hear a great deal about the victims of "the sweating system." Yet, out of the penny the poor seamstress expends on tea, the Chancellor of the Exchequer takes a halfpenny, and she is only able to receive one in place of the two ounces her penny ought to purchase. Tea, coffee, cocoa, and sugar, to say nothing of tobacco, beer, wines and spirits—all these articles of general consumption are subject to the grasp of the ever-watchful Chancellor of the Exchequer. It must be evident that in such a system justice in taxation is completely lost sight of, and that the chief thing aimed at is to bring each person, however poor, within the meshes of the net.

In his Budget speech the Chancellor of the Exchequer (Mr. Asquith) pointed out rightly that War Taxes cannot be repealed immediately active operations come to a conclusion, but must be maintained in a greater or lesser degree until all the obligations incurred by the war are liquidated. Now a very large proportion of our taxes at the present day are War Taxes, for wars waged generations ago, the cost of which, to a large extent, has been handed down to posterity in place of being paid by those who waged them. This system of carrying on war on credit was due to an alteration



in the method of raising the British National Revenue. Up to the time of William and Mary, in 1688, there was no such thing as a National Debt; when wars were waged—and plenty of them were waged—they went on as long as the money could be raised to pay for them; when the supplies failed the war had to come to an end; and the peace patched up because both sides had spent all their money was quite as satisfactory, or unsatisfactory, as that arranged when later both sides had not only spent all their money, but exhausted their credit and burdened their posterity.

### The Feudal System.

When William the Conqueror ascended the throne of England after defeating the Saxons at the battle of Hastings, he ascended it simply because he had conquered by force of arms; but he *claimed* to be King by right asserting that Edward the Confessor had chosen him as heir to the throne. This pleasant little fiction by which the Normans sought to justify their raid upon England, was of great constitutional importance, for thereby the Norman nobles who had accompanied William, instead of being victors in the conquest of a country and entitled to a share of the spoil, were placed in the position of followers of a king fighting for his rights. They received a share, and a good share too, but as a reward from a grateful king to his subjects. Further, the lands they received were not a free gift, but were held upon specific terms. According to the lands they received, the nobles were obliged to provide the King with so many soldiers for forty days a year, if required. This military service was the chief payment, but, in addition, the noble was bound to give the King an "Aid" in money upon three occasions of extraordinary expense: when the King's eldest son was made a knight; when the King's eldest daughter was married; or, if the King was captured, to ransom his person. The King also derived a considerable revenue from what were termed the "Feudal Incidents." On the death of a tenant-in-chief, the King entered into possession of the lands to ward off intruders until the heir came to claim the land and do him homage. For this the King claimed "primer seisin," or, in other words, a year's profits of the land. This was the ancient equivalent of our "Death Duties." When the heir was a minor the King acted as guardian, meanwhile keeping the lands in his own possession; when the heir came of age he sued his "livery" or release from the King's control, and for this paid half a year's profits of the lands. When the ward was an heiress the King had the right to choose a husband for her, which meant under many Kings that he sold her and her lands to some favourite. They could sometimes escape by offering the King more for permission to marry whom they pleased, or not marry at all, than he was likely to get from the disposal of their hands. Royal wards were, in fact, a source of revenue. Again, if the

## ACCOUNTS OF NET PUBLIC INCOME AND EXPENDITURE OF GREAT BRITAIN—1692-1719.

Year	Balance in	Total	Raised	Total	Public	Civil	Army,	Total	Reduction	Balance in	Year.
	Exchequer.	Net	by Creation	Receipts,	Debt.	Government.	Navy,	Expendi-	of Debt.	Exchequer.	
	£	£	£	£	£	£	£	£	£	£	
1692	124,600	4,111,088	3,054,202	7,908,049	199,194	601,787	3,893,874	4,254,609	2,304,241	246,499	1692
1693	246,499	3,782,616	5,181,921	9,211,085	271,691	702,188	4,052,095	5,575,914	3,378,228	254,893	1693
1694	226,393	6,008,798	5,141,794	9,402,485	642,179	609,886	4,490,406	5,601,951	3,573,169	227,365	1694
1695	977,305	4,184,168	6,999,809	10,660,835	680,744	778,773	4,985,917	6,220,434	3,944,493	595,908	1695
1696	606,908	6,928,452	5,088,896	10,438,256	661,804	718,288	5,924,289	7,977,874 <sup>a</sup>	1,678,178	807,204	1696
1697	807,204	8,298,441	6,670,191	10,776,586	1,044,858	871,878	6,998,588	7,915,178	2,669,266	291,402	1697
1698	291,402	4,578,107	3,288,877	8,169,881	1,467,292	891,052	2,268,870	4,127,314	3,765,156	270,511	1698
1699	270,511	5,183,812	2,879,626	8,318,949	1,483,775	918,041	2,293,943	4,690,759	3,196,380	426,610	1699
1700	498,810	4,948,787	1,115,264	5,865,861	1,250,884	699,345	1,260,988	8,201,317	2,860,319	324,345	1700
1701	324,345	3,769,879	2,084,937	6,158,600	1,200,851	708,501	1,538,463	3,442,816	2,281,211	355,134	1701
1702	455,134	4,969,091	3,295,920	8,920,145	1,174,218	522,776	3,318,025	6,010,019	3,061,237	528,839	1702
1703	528,839	5,661,154	3,422,810	9,512,838	1,041,898	604,578	3,690,431	5,312,907	3,609,727	530,219	1703
1704	530,219	5,393,902	3,918,131	9,448,262	977,048	656,134	3,568,630	5,526,812	3,508,028	807,412	1704
1705	807,412	5,292,117	4,292,667	10,322,190	1,095,676	738,065	4,100,798	5,873,039	3,714,167	734,980	1705
1706	734,980	5,283,706	5,403,342	11,422,007	1,078,187	661,859	4,961,837	6,691,862	3,696,457	1,063,724	1706
1707	1,063,724	5,670,900	6,098,290	12,632,894	1,440,025	1,129,898 <sup>b</sup>	5,771,776	8,747,159	3,132,223	753,512	1707
1708	753,512	5,207,958	5,094,412	11,655,882	1,637,869	784,000	5,320,650	7,742,111	3,194,923	718,848	1708
1709	718,848	5,205,926	5,778,211 <sup>b</sup>	14,607,994	2,014,099	776,935	6,309,000	9,719,940	4,928,057 <sup>b</sup>	698,947	1709
1710	698,947	5,746,187	7,793,831	18,641,965	1,764,285	856,912	7,190,748	9,771,895	3,818,916	556,144	1710
1711	556,144	5,178,900	14,056,481 <sup>b</sup>	29,091,626	1,818,169	607,794	12,068,952 <sup>b</sup>	16,144,925	4,721,294 <sup>b</sup>	825,308	1711
1712	825,308	5,747,890	5,065,485	12,289,664	2,800,271	726,252	4,777,568	7,966,076	3,084,006	1,291,472	1712
1713	1,291,472	5,779,890	3,029,869	10,101,213	2,867,861	655,779	2,818,242	6,861,882	2,846,284	895,047	1713
1714	895,047	5,801,000	3,179,419	9,488,632	3,021,162	1,160,519	2,008,576	6,185,247	2,181,595	1,066,690	1714
1715	1,066,690	5,547,419	3,025,333 <sup>b</sup>	9,639,442	3,275,633 <sup>b</sup>	738,070	2,218,067 <sup>c</sup>	6,228,360	2,220,543	1,190,549	1715
1716	1,190,549	5,042,060	3,572,725	10,345,824	3,027,486	916,667	3,122,081	7,076,034	2,065,273	1,184,017	1716
1717	1,184,017	6,014,304	13,688,208 <sup>b</sup>	21,281,649	3,440,845	983,875	1,461,465	5,885,175	18,916,790 <sup>b</sup>	1,430,684	1717
1718	1,430,684	6,089,669	3,991,679	10,511,912	2,838,842	840,160	3,074,523	6,353,516	2,710,855	1,448,042	1718
1719	1,448,042	6,025,845	4,649,866 <sup>b</sup>	12,128,298	2,705,787	807,847	2,638,277	6,151,861	4,663,772 <sup>b</sup>	1,317,645	1719

<sup>a</sup> Including £2,509,769, difference between old clipped money and net produce of new money.

<sup>b</sup> Including Funding of Debt.

<sup>c</sup> Including £398,086, for equivalent to Scotland.

National Income and Expenditure from 1692-1870.

tenant died without heirs, or if he committed treason, the lands became "escheated," or forfeited to the King. There were also other "incidents," so that, taking one thing with another, the nobles were not landowners, but were the King's tenants, paying, on the whole, a fair rent. The King himself owned a vast amount of land, from the rental of which the other expenses of the Crown were paid; so that, in one form or another, the whole cost of government was defrayed from the land rental. This was spread over the whole nation, for the nobles let out their lands to sub-tenants on similar terms.

When foreign wars were waged the provision of men for a stated number of days became a very inconvenient arrangement, for it frequently happened that their period of service expired just at the very time when they were most wanted, and so a money payment called "scutage," or shield tax, was arrived at, whereby, in place of providing so many men for the King, a sum of money was levied instead, with which the King hired soldiers for himself. Still the land was the source from which the national needs were satisfied, and the greater the landowner the greater the proportion he had to contribute. But in 1188, in the reign of Henry II., the Crusades commenced. The Crusade was a religious war for the purpose of rescuing the Holy Sepulchre from the Moslems, and to defray the cost the Pope ordered contributions to be levied all over Europe. Here no principle of landowning came in. Each was called upon to pay according to his ability. But this method of raising revenue was soon introduced into the fiscal system of the country, and although at first probably no great injustice would be done, for in those days a man's wealth would in a large measure depend upon the extent to which he was a landowner, yet as time went on it permitted and indeed resulted in land escaping its proper share of taxation, while trade and industry became burdened. Successive Kings had also frittered away the vast estates belonging to the Crown by grants to favourites.

### The Customs

In addition the King levied a toll upon all goods coming into or taken out of the country. Britain at that time was in a somewhat similar position to what Africa was recently. All the trade was in the hands of foreigners, who were liable to be fleeced by the chief men of the district, and, accordingly, it was found profitable to pay a sum to the King as head in order to secure his protection from the extortion of the smaller men. The chief import into England was wine from France, and the exports were wool, skins, and leather. These levies became fixed at certain amounts, which were termed the customary rates, hence the term

Accounts of Net Public Income and Expenditure of Great Britain—1720-1752.

Year.	Balance in Exchequer.	Total Net Income.	Raised by Creation of Debt.	Total Receipts, including Balances.	Public Debt.	Civil Government.	Army, Navy, and War.	Total Expenditure.	Reduction of Debt.	Balance in Exchequer.	Year.
	£	£	£	£	£	£	£	£	£	£	
1720	1,317,945	6,323,342	2,000,741	11,241,728	2,769,750	979,809	2,253,852	6,002,411	2,340,589	1,398,738*	1720
1721	1,899,728	9,945,164	2,092,808	9,945,780	3,313,986	1,092,087	1,567,154	5,873,227	1,027,601	2,444,872	1721
1722	2,444,872	6,149,972	3,108,746	11,793,540	3,011,973	1,180,709	2,788,318	6,978,000	3,540,494	1,185,016	1722
1723	1,185,016	5,862,578	2,863,044	11,045,614	2,919,439	942,927	1,810,454	5,671,119	4,194,142	1,180,357	1723
1724	1,180,357	5,772,639	1,801,951	8,844,347	2,863,511	948,111	1,608,734	5,438,358	2,035,540	1,370,951	1724
1725	1,370,951	5,900,470	2,025,834	9,357,255	2,795,618	1,251,090	1,468,935	5,515,828	2,681,527	1,210,100	1725
1726	1,210,100	5,518,291	3,700,215	10,488,606	2,667,338	1,088,508	1,787,170	5,543,078	3,585,283	1,110,247	1726
1727	1,110,247	6,103,330	2,762,279	9,975,850	2,748,958	938,775	2,138,522	5,860,855	2,856,613	1,258,988	1727
1728	1,258,988	7,741,450	4,345,859	12,346,107	2,835,358	1,050,763	2,117,880	6,504,001	4,855,912	1,186,284	1728
1729	1,180,284	6,291,458	3,474,359	10,955,101	2,288,894	1,044,142	2,382,679	5,710,715	4,054,952	1,189,434	1729
1730	1,189,434	6,265,429	2,690,663	10,151,517	2,279,784	935,398	2,359,346	5,574,438	3,514,945	1,062,134	1730
1731	1,062,134	6,079,478	2,769,857	9,901,809	2,119,828	918,410	2,308,333	5,546,571	2,638,941	1,918,357	1731
1732	1,918,357	5,803,376	2,039,509	9,701,423	2,116,748	933,390	1,824,993	4,974,174	3,775,32	1,011,967	1732
1733	1,011,967	5,521,390	1,171,825	7,705,772	2,143,444	957,151	1,494,213	4,544,808	1,534,448	1,576,516	1733
1734	1,576,516	6,447,618	2,760,615	9,793,744	2,051,723	1,009,075	3,243,600	6,360,399	2,431,407	1,001,539	1734
1735	1,001,539	5,652,447	1,973,642	8,627,628	2,174,040	941,475	2,736,940	5,852,455	1,790,678	884,486	1735
1736	884,486	5,761,508	2,352,921	10,098,025	2,126,776	849,183	2,717,203	5,793,162	1,766,928	1,537,935	1736
1737	1,537,935	6,076,884	1,708,797	9,413,596	2,104,779	929,565	2,094,458	5,128,802	2,904,425	1,320,330	1737
1738	1,320,330	5,716,090	1,869,802	8,896,141	2,069,278	885,651	1,779,968	4,724,892	2,980,248	1,191,001	1738
1739	1,191,001	5,820,434	2,285,425	9,246,800	2,040,671	952,827	2,210,871	5,210,969	2,927,561	1,108,930	1739
1740	1,108,930	5,745,487	2,165,574	9,019,991	2,193,115	846,368	2,212,193	6,160,676	1,895,075	964,240	1740
1741	964,240	6,244,090	3,945,975	11,154,625	2,031,674	841,946	4,511,708	7,388,348	2,751,496	1,014,671	1741
1742	1,014,671	6,415,755	5,097,960	12,528,296	2,041,132	833,996	5,658,299	6,538,337	2,601,614	1,293,335	1742
1743	1,293,335	6,567,159	5,690,989	13,551,183	2,110,993	863,936	5,978,129	8,979,049	3,593,687	1,033,047	1743
1744	1,033,047	6,576,323	6,098,531	13,697,991	2,177,756	921,144	6,290,390	8,399,290	2,977,293	1,322,408	1744
1745	1,322,408	6,453,170	5,182,492	12,635,670	2,259,488	836,829	5,828,330	8,910,647	2,895,115	1,141,308	1745
1746	1,141,308	6,240,413	7,435,011	14,828,782	2,315,708	784,074	6,703,992	8,803,774	3,564,761	1,457,197	1746
1747	1,457,197	6,980,752	7,723,800	16,141,749	2,176,170	1,800,052	7,376,577	11,452,279	3,472,739	1,216,231	1747
1748	1,216,231	7,199,004	8,010,814	17,020,049	2,842,942	996,980	8,104,188	11,943,210	3,426,281	1,056,558	1748
1749	1,056,558	7,494,441	8,015,600	17,068,608	3,081,328	1,082,080	8,480,310	12,543,798	3,009,719	1,614,181	1749
1750	1,614,181	7,487,267	8,480,388	12,650,831	3,218,296	1,016,021	2,950,363	7,184,849	3,921,832	1,444,350	1750
1751	1,444,350	7,090,707	4,968,296	18,489,372	2,777,768	1,067,558	2,470,667	6,424,962	5,089,962	1,984,427	1751
1752	1,984,427	6,901,808	3,939,130	12,815,556	2,944,494	1,108,062	2,084,122	7,036,678	4,176,533	1,702,344	1752

\* £1,000,000 advanced to South Sea Company.

† £1,000,000 repaid by South Sea Company.

‡ Including Funding of Debt.

National Income and Expenditure from 1692—1870. 37

"Customs," and, at the time our Tables commence (1692), this had grown to be a considerable source of revenue.

After the English Revolution, when Charles II. had been brought to the throne, the whole system of land revenue to the Crown had got into utter confusion, and, just as two powerful nations at war sometimes make peace with each other by giving each other slices of territory belonging to some innocent but helpless nation that had nothing to do with the dispute, so the landowning parties in England, in order to provide an equivalent for the land rental to the Crown, levied taxes, not on land at all, but on beer and other commodities consumed by the people. The scheme was a most unjust one, and has been fraught with the greatest evils to the welfare of the nation.

### The Land Tax.

But the abolition of the feudal system was equivalent to taking away about one-half of the public revenue, and caused the burden of taxation to be very heavy upon the people, and the supporters of William of Orange held out as a strong inducement for the nation to throw over the Stuarts and rally round the Prince of Orange an alteration and reduction of taxation. When William was called to the throne Parliament granted him, amongst other taxes, an aid of 12d. in the pound on the yearly value of all personal estate, upon offices or employments (except offices in the army and navy), and on the true yearly value of all lands, tenements, and hereditaments. Later in the year another aid of 2s. was granted for the year 1689-90. These grants at varying amounts were made from year to year, and the tax upon personal property became smaller and smaller, and at last slipped out altogether, leaving the tax one upon land and houses only. The intention of the Act was that these should be assessed at the true annual value, but it was found that, although year by year the value of land went up, the proceeds of a tax of 4s. in the pound on lands were getting smaller and smaller, and so in 1697 a sum was fixed as the amount to be raised by the tax, which may be put in round figures at half a million for each shilling in the pound. This sum was divided over the land, and the quotas for each parish settled. The various Land Tax Acts were thus stereotyped, with the result that land, though nominally assessed at so much in the pound upon the annual value, was really based upon the value in 1697. As time went on these quotas became more and more unequal and unfair. The most valuable lands in 1697 were agricultural lands, but with the increase of population and manufacture these counties became the least valuable, and thus we had a tax of varying amounts, in some cases of 4s. on the actual value

Accounts of Net Public Income and Expenditure of Great Britain—1753-1785.

Year.	Balance in Exchequer.	Total Net Income.	Raised by Creation of Debt.	Total Receipts, including Balances.	Public Debt.	Civil Government.	Army, Navy, and War.	Total Expenditure.	Reduction of Debt.	Balance in Exchequer.	Year.
	£	£	£	£	£	£	£	£	£	£	
1753	1,702,844	7,338,493	2,115,878	11,156,702	2,762,379	1,065,185	2,121,785	5,952,298	8,668,290	1,539,123	1753
1754	1,584,198	8,427,478	1,919,194	10,285,790	2,822,667	1,043,000	2,164,493	6,000,180	2,972,286	1,243,414	1754
1755	1,266,416	8,937,537	2,566,809	11,090,260	2,731,206	997,190	3,300,654	7,119,259	2,458,276	1,602,725	1755
1756	1,502,725	7,005,881	4,774,433	13,283,089	2,761,348	1,291,528	5,536,251	9,589,127	1,979,161	1,714,751	1756
1757	1,714,751	7,999,395	6,348,120	16,030,298	2,805,047	1,091,011	7,325,444	11,213,502	3,153,697	1,663,067	1757
1758	1,962,607	7,046,459	8,737,228	18,846,764	2,805,471	1,278,658	9,025,423	13,199,552	3,291,509	1,855,694	1758
1759	1,855,694	8,154,511	10,293,669	20,304,174	2,947,262	991,424	11,443,122	15,381,808	3,059,310	1,863,656	1759
1760	1,863,656	9,207,446	14,464,061	25,534,568	3,371,871	1,151,637	13,469,721	17,993,229	5,198,907	2,342,427	1760
1761	2,342,427	9,594,407	17,848,185	29,780,019	3,823,007	1,266,494	16,032,648	21,112,134	5,757,478	2,910,412	1761
1762	2,910,412	9,456,186	16,711,423	29,681,021	4,404,091	1,218,045	14,418,164	20,040,290	6,577,213	2,463,517	1762
1763	2,463,517	9,799,322	12,559,183a	24,818,019	4,605,745	1,056,192	12,001,470a	17,723,407	4,393,736	2,998,876	1763
1764	2,469,876	10,220,690	5,000,321	18,619,847	4,847,184	1,137,140	4,661,924	10,686,248	5,453,359	2,390,240	1764
1765	2,390,240	10,927,559	5,476,602a	18,784,461	4,828,210	1,049,712	6,188,652a	12,016,574	4,373,439	2,394,388	1765
1766	2,394,388	10,276,207	5,812,598	18,493,193	4,686,257	1,098,337	4,558,570	10,318,964	5,362,973	2,806,566	1766
1767	2,466,566	9,887,514	5,247,477	17,921,547	5,020,481	1,022,323	3,595,725	9,438,529	5,595,635	2,977,333	1767
1768	2,477,343	10,130,452	7,468,057	20,511,082	4,911,204	1,035,821	3,199,426	9,146,451	8,533,337	2,530,694	1768
1769	2,830,694	11,372,568	4,546,577	18,666,827	4,802,636	1,498,342	3,294,221	9,569,199	6,442,912	2,474,316	1769
1770	2,474,316	11,372,568	3,364,099	17,291,508	4,830,104	1,325,398	3,862,897	10,524,399	4,202,307	2,474,797	1770
1771	2,474,797	10,094,621	4,892,470	18,293,898	4,610,516	1,559,432	3,935,798	10,105,716	5,530,663	2,657,509	1771
1772	2,667,509	11,032,556	4,692,459	18,292,594	4,693,273	1,469,358	4,199,349	10,724,890	5,112,252	2,455,272	1772
1773	2,416,372	10,487,201	6,164,084	19,100,557	4,614,066	1,633,115	3,694,700	9,970,800b	4,789,619	2,970,596	1773
1774	2,970,596	10,613,339	3,077,509	16,691,418	4,612,219	1,694,890	3,859,182	9,566,201b	4,437,111	2,927,594	1774
1775	2,627,594	11,112,180	3,467,001	17,490,755*	4,674,010	1,811,505	3,879,265*	10,361,780	4,682,777	2,469,198	1775
1776	2,469,198	10,576,892	7,996,367	21,731,477*	4,631,810	1,871,898	7,541,049	14,044,907	4,892,742	2,824,068	1776
1777	2,824,068	11,305,150	10,592,898	24,812,110*	4,749,348	1,798,937	8,780,749	15,258,634	6,273,862	3,274,299	1777
1778	2,776,300	11,481,840	11,592,400	26,212,500	5,030,270	1,920,074	10,998,456	17,439,900	5,494,323	2,776,300	1778
1779	2,776,300	11,863,210	14,398,782	29,025,369	5,618,121	1,659,651	12,456,712	19,714,484	6,422,156	2,889,355	1779
1780	2,889,355	12,623,567	19,107,995	34,520,387	5,694,640	1,742,458	14,868,152	22,896,250	7,717,946	4,974,041	1780
1781	4,107,461	18,208,374	19,308,792	36,876,507	6,094,710	1,830,690	17,993,022	25,810,412	7,983,022	3,962,238	1781
1782	3,882,238	18,704,935	22,787,606	40,484,739	7,363,996	1,744,605	20,125,164	29,238,765	7,493,744	3,757,230	1782
1783	3,787,390	12,877,890	17,379,392	38,818,982	6,051,142	1,788,531	13,667,041	23,509,716	9,827,447	3,076,821	1783
1784	4,076,821	18,214,063	18,174,500a	36,428,374	8,478,330	1,804,636	13,761,738a	24,244,766	6,846,436	4,337,179	1784
1785	4,387,179	16,829,646	16,595,413a	36,469,238	9,229,055	1,811,994	14,791,000a	25,332,057	6,640,781	4,986,420	1785

\* Includes Repayment of Advances. a Including Funding of Debt. b Includes £1,369,490 (1773), £30,510 (1774), and £300,000 (1783) advanced to East India Company.

of the land, while in counties such as Lancashire the nominal tax of 4s. in the pound was in reality merely one of a few farthings. In 1896 the Conservatives "reformed" (?) this by enacting that where the tax amounted to over a shilling in the pound all above the shilling was to be excused. The proper way would have been to have increased the tax on the places where, owing to the rise in value, the sum raised was so absurdly small.

### Beginning of the National Debt.

As we have said, under the old style of raising revenue each year had to meet the expenses of the year; there was no National Debt. There were King's debts, but they were personal, and the nation was not responsible for them. But with the accession of William a new era was commenced. William had to fight in Ireland for his Crown against the followers of James II., who made a stand there. This war cost £3,852,000. To make matters worse, with William's accession we became entangled in Continental disputes, and on the 7th May, 1689, war was declared against France. This war lasted until the 10th September, 1697, when the Treaty of Ryswick was signed. The war cost us £28,792,000. The ordinary revenue was incapable of meeting these expenses, and at the death of William, in 1702, we had a National Debt of £12,750,000, and the cost for interest and management amounted to £1,200,000. From 1688-1697 the average cost of army and navy on a peace basis was £1,102,000 per annum. In 1700 the population of the United Kingdom was estimated at about 9,000,000, and the total wealth of the United Kingdom was estimated at about £55,000,000. During William's reign we had nine years of war and five of peace. Lecky, in his "History of England in the Eighteenth Century," says:—

"William was the ruler of a Continental State placed in a position of extreme and constant danger. He was, above all, the head of a great European confederation against France, and he valued his accession to the English throne chiefly as enabling him to employ the resources of England in the struggle. The Tory party soon began to complain with great plausibility, and with not a little truth, that English interests were comparatively lost sight of, that English blood and English treasure were expended to secure a stronger barrier for Holland, that the Revolution had deprived England of the inestimable advantage of her insular position, and involved her inextricably in Continental complications."

After the Treaty of Ryswick was signed the British forces were reduced in strength, but affairs on the Continent were threatening, and in 1702 the foolish policy of France aided the war party, and war was declared against that country on May 4th. This war was about the succession to the Spanish throne. It lasted until July, 1713, when the Treaty of Utrecht was signed. Under the famous Marlborough, the British and allied forces won many great victories, and France would

## Accounts of Net Public Income and Expenditure of Great Britain—1786-1801.

Year.	Balance in Exchequer.	Total Net Income.	Raised by Creation of Debt.	Total Receipts, including Balances.	Public Debt.	Civil Government.	Army, Navy, and War.	Total Expenditure.	Reduction of Debt.	Balance in Exchequer.	Year.
	£	£	£	£	£	£	£	£	£	£	
1786	4,260,490	15,245,093	7,345,431	27,577,454	9,480,313	2,014,341	5,482,899	16,977,743	6,839,509	3,760,292	1786 Peace.
1787	3,760,292	16,458,877	9,844,277	30,157,898	9,291,768	2,014,262	4,178,415	16,337,445	11,901,142	3,378,219	1787 " "
1788	3,378,219	16,779,896	9,484,503	29,041,118	9,497,190	2,022,791	4,907,700	16,337,687	9,385,218	3,918,218	1788 " "
1789	3,918,218	16,669,147	9,973,589	30,599,954	9,427,370	2,145,738	4,447,223	16,915,331	10,384,237	4,158,386	1789 " "
1790	4,158,386	17,013,124	8,934,669	30,146,769	9,270,278	2,269,697	5,224,625	16,798,410	9,411,057	3,897,242	1790 " "
1791	3,897,242	18,466,863	10,494,921	32,897,896	9,429,629	2,387,326	6,178,618	17,995,573	10,628,496	4,273,757	1791 " "
1792	4,273,757	18,697,161	8,626,666	31,706,577	9,310,117	2,965,916	5,577,868	16,953,396	10,000,052	4,153,129	1792 " "
1793	4,153,129	18,131,343	12,440,183	35,118,155 <sup>f</sup>	9,149,280	2,336,888	8,136,410	10,622,528 <sup>a</sup>	8,766,601	4,537,826	1793 Peace. War.
1794	4,537,826	18,732,241	22,955,107 <sup>f</sup>	46,822,218 <sup>f</sup>	9,796,761	2,072,741	16,836,610 <sup>f</sup>	28,796,112 <sup>a</sup>	14,005,634	4,107,667	1794 " "
1795	4,107,667	19,033,348	32,534,698 <sup>f</sup>	55,695,063	10,470,052	2,262,946	26,272,960 <sup>f</sup>	38,995,658 <sup>a</sup>	11,241,778	4,647,117	1795 " "
1796	4,647,117	19,391,135	35,573,947 <sup>f</sup>	59,618,509	11,692,448	2,515,518	28,254,014 <sup>f</sup>	42,371,980 <sup>a</sup>	10,051,604	7,091,025	1796 " "
1797	7,091,025	21,390,407	658,080,769 <sup>f</sup>	81,863,201 <sup>f</sup>	13,593,967	3,027,601	41,027,624	57,649,252 <sup>a</sup>	13,040,592	10,081,177	1797 " "
1798	10,081,177	26,945,500	637,022,937 <sup>f</sup>	74,340,216 <sup>f</sup>	16,026,132	2,678,641	28,714,072	47,421,845 <sup>a</sup>	14,713,052	10,089,639	1798 " "
1799	10,089,639	31,783,084	643,567,879	86,163,816 <sup>f</sup>	16,850,599	2,650,599	27,882,499	47,419,000 <sup>a</sup>	29,306,319	7,091,226	1799 " "
1800	7,091,226	9,074,038 <sup>f</sup>	19,757,146 <sup>f</sup>	26,608,878 <sup>f</sup>	3,387,121	537,276 <sup>f</sup>	8,456,615 <sup>f</sup>	12,382,911 <sup>a</sup>	5,403,106 <sup>f</sup>	7,749,248	1800 " "
1801	7,749,248	31,586,274	640,491,140	87,354,843 <sup>f</sup>	10,749,311	2,574,319	31,667,239	50,980,899	25,368,909	7,619,530	1801 " "

Up to 1801 Great Britain and Ireland had separate Exchequers and systems of taxation. Previously in the Union, it was not obligatory upon Ireland to contribute anything to objects beyond her own shores; nor did she make any contribution to the military or naval expenditure of Britain beyond maintaining some Irish regiments abroad and making some small grants, after 1872, towards the support and manning of the navy. She was at that time almost entirely excluded from participation in foreign or colonial trade. While prevented from acquiring wealth from foreign trade, Ireland was very lightly taxed, until the War of the French Revolution broke out. This war, in connection with the disturbed condition of Ireland, culminating in the rising of 1798, led to an immense increase of Irish expenditure.

By the Act of Union it was provided that Great Britain and Ireland should contribute to the Imperial Exchequer in the proportions of 15 to 2. These proportions might have been fair to Ireland in times of peace, but proved far too onerous in time of war. It was the fact that whilst the British Debt amounted to £445,294,000, the Irish Debt was only £28,541,000 that prevented the amalgamation of the exchequers in 1801. This event took place in 1817, but not as was expected, by the reduction of the British, but owing to the enormous increase of the Irish Debt, as the result of the proportions having been fixed too high for Ireland. In 1817 the Debts were—Great Britain, £737,422,000; Ireland, £112,685,000; the relative proportions for debt having decreased from 15·2·3 to 1 to 6½ to 1.

<sup>f</sup> Includes Repayment of Advances.

<sup>f</sup> Including Funding of Debt.

<sup>a</sup> Includes Advances to Merchants, &c.

<sup>b</sup> Includes Monies raised for Service of Ireland through the British Exchequer, 1797, £285,000; 1798, £1,838,294; 1799, £1,706,626; 1800, £702,606; and 1801, £2,749,143.

<sup>f</sup> Date of Financial Year changed. This amount is for Quarter 10th Oct., 1799, to 5th Jan., 1800.



have been glad to make peace long before the others consented; but, unfortunately, this war got mixed up with party politics, and opportunities for an honourable peace were neglected in order that certain British ministers might retain their power and position. This war cost £50,685,000, of which £21,483,000 were added to the debt. In 1714, at the death of Queen Anne, the National Debt amounted to £36,175,000, and the annual cost had risen to £3,063,000. The average cost of army and navy on peace basis was now £1,300,000 a year. There was only one year of peace during the whole of Queen Anne's reign.

### Our European Entanglements.

Queen Anne was succeeded by George I., who reigned for thirteen years (1714-1727). He was Elector of Hanover, and by his accession we became saddled with that Principality until Queen Victoria came to the throne, when we thankfully lost it. A woman was deemed capable of being at the head of the great British Empire, but was not allowed to be good enough for Hanover; that small country required a man. Thanks to our connection with Hanover, we lost our advantage as an island power, and were over and over again drawn into Continental quarrels with which, as Britons, we had no concern whatever. King George never knew when he might be sent back again to his beloved Hanover, and therefore thought far more of it than of Britain. During his reign we had no great wars, but were at war with Spain from 1718 to 1721. In dealing with the history of this country, and we presume the same will apply to others, it is often very difficult to trace the origin of the wars in which we have been engaged. The causes of this Spanish War were very obscure, except that it was originally owing to ill-will created by George's Hanoverian policy. The war cost £4,547,000. With this exception the rest of George's reign was peaceful and the debt ought consequently to have been greatly reduced, but such was the wastefulness and corruption prevailing that, in place of a reduction, it was increased at the time of the King's death to £52,524,000. At the same time, thanks to the financial genius of Walpole, the Chancellor of the Exchequer, the amount for interest, &c., was reduced, and amounted to only £2,361,000.

### Walpole's Financial Achievements.

Besides reducing the interest on the National Debt, Walpole effected several valuable financial reforms. As his biographer, Archdeacon Cox says: "He found our tariff the worst in the world, and left it the best." The keynote of his fiscal policy was given in the King's speech from the Throne at the out-set of his reign, when he declared that nothing would

**General Abstract of the Gross Public Income and Expenditure of the United Kingdom,  
1802 to 1834, inclusive.**

Year.	Balance in Exchequer.	Total Gross Income.	Raised by Creation of Debt.	Total Receipts, including Balances.	Public Debt.	Civil Government.	Army, Navy, and War.	Total Expenditure.	Reduction of Debt.	Balance in Exchequer.	Year.
	£	£	£	£	£	£	£	£	£	£	
1802	8,968,688	30,977,074	60,977,647	109,111,838	18,651,552	7,948,617	37,651,596	65,451,765	34,164,471	9,266,289	1802 Peace.
1803	9,266,240	41,168,024	44,645,102	95,131,688	20,407,873	9,072,087	25,290,914	54,770,874	29,536,481	10,725,656	1803 { Peace. War.
1804	10,722,696	42,441,656	32,441,654	85,890,862	20,692,136	7,448,989	24,856,865	52,997,970	23,692,662	9,087,518	1804 War.
1805	9,987,518	50,296,138	34,750,008	94,324,004	20,678,563	7,819,726	34,312,157	62,810,446	21,013,111	10,476,742	1805 ..
1806	10,478,540	55,031,403	35,008,661	118,839,918	22,266,840	7,878,399	41,247,435	71,383,094	36,304,655	11,019,469	1806 ..
1807	11,019,496	61,084,106	52,892,062	124,098,149	22,242,655	7,499,024	42,126,259	72,967,938	40,025,553	11,120,369	1807 ..
1808	11,120,369	64,843,192	50,366,664	126,472,178	25,749,596	8,497,529	41,021,747	73,268,872	39,852,173	13,170,322	1808 ..
1809	13,170,322	68,178,918	61,682,454	143,165,272	29,078,981	8,226,990	40,710,210	78,016,131	49,879,942	15,049,662	1809 ..
1810	15,049,662	69,199,788	60,882,246	144,696,747	24,198,086	8,811,011	46,520,231	81,539,228	48,327,575	14,476,547	1810 ..
1811	14,476,547	72,466,308	56,328,421	146,977,302	24,430,221	9,577,487	48,206,187	86,615,846	51,417,842	12,697,135	1811 ..
1812	12,697,135	71,036,984	68,604,877	152,465,910	24,576,312	9,111,245	53,692,699	87,282,257	49,970,951	13,137,170	1812 ..
1813	13,137,170	70,486,601	83,698,697	169,840,128	28,413,570	9,555,940	58,834,652	94,894,082	58,149,046	14,189,270	1813 ..
1814	14,189,270	74,086,232	107,451,379	197,020,065	27,293,977	9,669,084	74,189,385	111,143,448	69,059,231	16,663,137	1814 ..
1815	16,663,137	77,897,336	92,934,267	187,693,734	30,004,659	10,439,282	72,473,101	112,917,042	69,013,967	15,504,201	1815 ..
1816	15,504,201	79,101,126	102,734,384	32,219,844	10,768,336	56,468,866	99,456,546	77,318,265	15,757,400	1816 Peace.	
1817	15,757,400	69,285,851	60,035,085	146,167,728	32,893,603	10,270,298	28,180,560	71,344,456	61,098,012	13,490,777	1817 ..
1818	13,490,777	67,600,698	61,485,784	132,465,859	31,457,814	9,666,281	17,702,297	58,724,342	63,333,590	10,269,432	1818 ..
1819	10,269,432	59,506,469	79,293,736	149,228,614	31,284,748	10,577,680	15,705,405	57,667,733	60,420,417	10,644,267	1819 ..
1820	10,644,267	58,072,812	68,148,923	132,185,313	31,082,608	9,780,301	16,678,168	57,621,062	60,552,931	13,399,812	1820 ..
1821	13,399,812	59,092,814	88,922,731	157,466,883	32,022,426	9,698,311	16,717,730	58,428,467	90,660,717	7,760,580	1821 ..
1822	7,760,580	61,611,799	82,339,377	152,027,578	31,901,579	9,896,612	16,629,730	58,427,921	86,404,297	6,016,353	1822 ..
1823	6,016,353	59,870,399	86,473,366	156,157,265	31,351,925	9,909,291	15,231,892	56,493,108	89,695,713	8,383,516	1823 ..
1824	8,383,516	58,628,647	57,078,467	124,440,501	30,080,998	9,919,550	14,362,640	54,303,198	59,700,563	9,824,760	1824 ..
1825	9,824,760	59,763,050	47,029,608	118,008,148	30,206,268	10,060,800	15,155,458	55,457,691	51,626,306	9,993,222	1825 ..
1826	9,993,222	57,901,149	44,172,448	112,502,214	29,238,462	9,857,921	15,002,308	54,098,296	51,229,690	5,694,166	1826 ..
1827	5,694,166	55,306,306	60,032,027	121,788,638	29,219,917	10,158,695	16,710,568	56,094,160	58,586,449	5,538,906	1827 ..
1828	5,538,906	54,778,197	58,028,240	119,866,609	29,448,461	10,280,595	16,208,652	55,942,872	58,025,121	4,884,583	1828 ..
1829	4,884,583	56,904,577	58,699,210	120,078,816	29,800,052	8,063,022	15,199,986	58,468,069	60,022,856	5,896,548	1829 ..
1830	5,896,548	55,388,474	53,977,197	115,378,086	29,146,212	9,380,965	15,182,367	58,709,564	55,744,640	5,255,364	1830 ..
1831	5,255,364	54,818,098	62,256,605	112,640,818	28,286,058	8,795,240	13,914,877	51,945,975	54,048,170	6,094,071	1831 ..
1832	6,094,071	50,828,728	49,127,102	106,824,904	28,331,316	8,761,866	14,879,096	51,472,248	50,409,310	3,858,690	1832 ..
1833	3,858,690	51,164,302	50,318,818	105,828,151	28,323,782	8,461,279	13,806,026	50,690,067	49,656,394	4,688,548	1833 ..
1834	4,688,548	50,268,471	49,096,858	105,192,228	28,510,708	7,998,487	12,266,103	48,786,048	50,267,798	4,943,399	1834 ..

GROUP III

GROUP IV

WE IV

National Income and Expenditure from 1692—1870.

more conduce to the extension of trade and commerce "than to make the exportation of our own manufactures, and the importation of the commodities used in the manufacturing of them, as practicable and easy as may be." He laid the foundation of the free trade policy so successfully carried out by Peel and Huskisson in the last century, for he abolished in a single year the duties on no less than 106 articles of export, and on 36 articles of import; he commenced the system of bonded warehouses where goods could be stored until required, and the duty had not to be paid until they were taken out. Warehousing was made compulsory for tea, coffee, and coconuts. These were subjected to a system of supervision and survey after the manner of the Excise system, and smuggling was thereby so checked that in seven years the revenue increased by £120,000. His measures were sound and successful in the highest degree. Lecky says:—

"The abundance of money was so great that even the 3 per cents were in 1737 at a premium. The average price of land rose in a few years from twenty or twenty-one to twenty-five, twenty-six, or even twenty-seven years' purchase. The tonnage of British Shipping was augmented in the six years that preceded 1729 by no less than 238,000 tons. The value of the imports rose between 1708 and 1730 from £4,698,663 to £7,780,019, and that of the exports from £3,969,089 to £11,974,135. A corresponding progress was shown in the growth of the manufacturing towns, in the extension of almost every prominent form of industry, in the improved condition of the poorer classes of the community."

Before he succeeded to office our Colonies could only trade with the Mother Country; by allowing the North American Colonies to export rice to any part of Europe, he developed a trade by which the rice of America drove that of Italy and Egypt from the market. It was owing to his liberal policy that Bristol, Manchester, Liverpool, and many other towns began that career of prosperity that has brought them to their present condition.

When George II. came to the Throne in 1727, the National Debt was, as we have said, £52,500,000. Walpole was a great peace minister. "The most pernicious circumstances," he said, "in which this country can be are those of war; we must be losers while it lasts, and cannot be great gainers when it ends." Thanks to his avoidance of war and his wise administration, the debt was reduced by 1738 to £46,500,000, and the interest annuities, &c., to £2,026,000. In 1739 the National Income and Expenditure were as follows:—

INCOME.		EXPENDITURE.	
Customs .....	£1,398,408	Interest, &c., on Debt...	£2,046,671
Excise .....	3,025,006	Civil Services .....	952,827
Stamps .....	135,310	Army and Navy .....	2,210,871
Land and Assessed Taxes	1,134,126		
Post Office .....	95,735		
Crown Lands .....	4,518		
Miscellaneous .....	27,331		
<b>Total .....</b>	<b>£5,820,434</b>	<b>Total .....</b>	<b>£5,210,369</b>

## General Abstract of the Gross Public Income and Expenditure of the United Kingdom, 1835 to 1869, inclusive.

Year.	Balance in Exchequer.	Total Gross Income.	Raised by Creation of Debt.	Total Receipts, including Balances.	Public Debt.	Civil Government.	Army, Navy, and War.	Total Expenditure.	Reduction of Debt.	Balance in Exchequer.	Year.	
	£	£	£	£	£	£	£	£	£	£		
1835	4,948,399	50,497,367	50,251,542	106,326,108	28,504,096	8,332,092	12,006,057	48,992,915	50,700,781	4,867,994	1835	Peace.
1836	4,967,305	60,000,912	60,251,847	122,398,337	28,619,279	8,178,454	11,657,487	65,171,566	50,009,292	6,069,458	1836	"
1837	6,090,458	62,082,369	61,696,272	111,256,904	29,441,191	8,324,965	12,112,969	53,985,924	50,066,422	6,045,102	1837	"
1838	6,045,102	50,419,134	48,390,598	105,675,090	29,609,571	8,472,048	12,716,897	51,145,304	49,461,562	4,127,973	1838	"
1839	4,137,973	61,310,080	49,636,289	106,043,798	29,380,239	9,053,011	13,220,750	51,654,000	48,826,469	4,594,885	1839	"
1840	4,094,845	61,850,189	54,440,085	112,019,524	29,575,962	9,174,981	14,631,076	53,381,258	53,905,392	3,707,426	1840	"
1841	3,707,426	61,084,708	47,407,904	108,846,032	29,467,475	8,954,832	14,822,667	53,244,494	45,408,120	3,868,466	1841	"
1842	3,858,466	62,228,829	62,736,708	110,762,776	29,714,873	9,300,190	15,239,781	54,314,844	51,812,912	3,663,811	1842	"
1843	3,052,811	61,122,413	46,955,534	102,786,818	28,577,132	9,365,096	16,159,039	55,191,168	46,322,557	1,890,059	1843	"
1844	1,890,059	60,896,984	47,962,090	107,308,778	28,390,012	9,769,403	16,301,696	55,390,516	46,117,941	4,718,019	1844	"
1845	6,716,019	68,992,812	34,118,292	98,488,108	30,618,838	9,848,683	14,378,092	54,800,518	36,074,316	6,254,118	1845	"
1846	4,054,118	67,656,488	26,478,970	92,150,478	28,588,569	9,483,832	15,664,169	53,786,567	28,174,017	8,452,090	1846	"
1847	4,652,090	68,204,188	22,979,219	91,138,651	28,257,987	10,824,929	16,464,697	55,447,718	24,220,940	9,131,282	1847	"
1848	9,131,282	66,134,657	30,008,440	96,688,310	28,417,646	12,207,978	18,502,147	56,127,606	23,157,605	8,457,991	1848	"
1849	8,457,991	68,156,408	23,830,497	91,175,768	28,742,877	11,406,615	18,745,695	58,955,187	22,048,352	8,106,562	1849	"
1850	8,106,562	67,574,278	19,411,978	86,204,501	28,508,778	11,150,608	15,823,588	55,477,919	19,025,965	9,748,540	1850	"
1851	9,748,540	67,514,970	17,828,042	86,285,911	28,297,544	11,061,648	16,392,944	54,692,176	20,412,396	9,245,076	1851	"
1852	9,245,076	66,722,589	16,372,582	86,378,439	28,220,242	10,952,085	14,873,857	64,046,134	22,250,691	8,381,637	1852	"
1853	8,381,637	67,226,399	21,021,416	86,027,980	28,114,538	10,688,869	16,605,906	65,399,328	22,901,218	8,841,322	1853	"
1854	8,841,322	69,090,697	25,907,910	96,811,238	28,054,659	11,417,812	16,326,676	55,798,146	33,190,280	4,485,280	1854	"
1855	4,485,280	13,594,669	11,919,791	80,222,568	6,560,280	3,222,217	4,227,709	14,016,246	13,148,456	2,778,448	1855	War.
1856	2,778,448	62,300,699	38,482,986	105,472,297	27,976,581	11,026,520	30,121,707	69,124,898	31,174,484	3,949,774	1856	"
1857	3,949,774	70,544,141	58,257,870	138,796,534	28,191,977	13,212,723	15,601,188	35,006,808	32,886,007	5,690,621	1857	"
1858	5,690,621	72,689,313	36,067,940	116,080,890	28,785,808	13,091,138	34,270,256	70,147,292	39,002,606	6,668,371	1858	Peace.
1859	6,668,371	66,093,654	23,131,082	101,478,201	28,798,297	14,605,936	24,906,850	68,240,053	29,002,606	6,668,371	1859	"
1860	6,668,371	66,093,654	23,131,082	101,478,201	28,798,297	14,605,936	24,906,850	68,240,053	29,002,606	6,668,371	1860	"
1861	7,789,083	71,395,077	22,529,843	109,337,309	28,747,228	14,134,461	26,739,192	69,610,791	34,200,732	7,789,083	1861	"
1862	7,789,083	70,388,904	22,240,187	102,147,351	29,398,397	15,215,476	30,396,584	72,939,247	21,625,970	6,872,132	1862	"
1863	6,872,132	69,805,057	24,846,882	102,042,827	28,323,727	15,521,547	30,422,542	72,667,656	24,081,019	5,288,676	1863	"
1864	5,288,676	70,604,592	11,028,018	88,489,609	29,224,756	15,434,078	28,685,378	70,345,101	10,128,448	7,263,839	1864	"
1865	7,263,839	70,269,000	6,008,759	83,958,516	29,204,884	15,298,028	26,845,572	67,849,379	7,352,524	7,352,524	1865	"
1866	7,352,524	70,318,747	8,281,601	87,064,327	26,802,491	14,811,833	25,900,926	67,075,300	10,878,749	7,601,922	1866	"
1867	7,601,922	67,812,292	8,031,410	85,970,683	26,292,381	14,852,092	25,380,967	66,467,450	11,977,113	5,851,314	1867	"
1868	5,851,314	69,434,608	16,726,088	94,058,409	26,074,871	15,346,976	26,801,642	67,223,499	17,038,022	7,394,152	1868	"
1869	7,394,152	69,000,218	8,330,618	83,330,618	26,054,843	16,078,961	29,117,531	71,789,835	4,843,711	4,781,846	1869	"
1869	6,781,846	78,591,992	7,925,000	87,088,074	26,011,419	16,987,945	31,891,546	75,490,909	5,421,907	4,707,259	1869	"

National Income and Expenditure from 1692—1870. 45

\* Including £16,721,346 (1835), £4,110,799 (1837), and £145,898 (1838) for slave compensation. † Quarter to April 5.

giving a surplus, to be applied to the reduction of Debt, of £610,065. But these good times were doomed. A war broke out with Spain again, owing to that country claiming the right to search British vessels for contraband goods. Any appeal to history will testify to the great truth that Universal Free Trade is the first condition of Universal Peace. The Treaty of Utrecht contained provisions so limiting commerce between our American Colonies and those of Spain as to amount almost to prohibition. Our Colonists tried to evade these regulations by wholesale smuggling, while the Spaniards sought to enforce them with unsparing hand. Spain at this time was feeling very bitter against Britain because of her retention of Gibraltar; while, on the other hand, the British were roused to indignation by the tales of the cruelties perpetrated upon British or Colonial seamen by the Spaniards. Much against the will of Walpole, war was declared against Spain. France soon joined Spain, for we had got mixed up with the question as to who was to succeed to the Throne of Austria, and Britain, as the ally of Maria Theresa, Queen of Hungary, was drawn into a Continental war against fearful odds. This war cost £43,655,000, and in 1748 the National Debt amounted to no less than £75,812,000; the interest, &c., being £3,165,765. Seven years of peace followed, but the Debt was only reduced to £57,250,600, and in 1755 we became involved in the "Seven Years' War." In the previous war we had fought on behalf of Maria Theresa in her struggle against Frederick the Great of Prussia and his ally France; in the Seven Years' War we changed sides, and fought in alliance with Frederick against France and Maria Theresa!

Walpole was forced to resign in 1742, and his successor increased the Land Tax to 4s. in the pound, and also imposed many additional taxes on trade and articles of consumption. In 1750, as soon as the war was over, the Land Tax was reduced to 3s., and in 1753 to 2s. in the pound, while the other taxes were retained. When the Seven Years' War commenced, our expenditure rapidly rose. The Land Tax was raised to 4s., but always on the 1697 valuation, although the value of the land and rentals had vastly increased, and further taxation was placed on the people. It must not be forgotten that during all this time the people had no voice in the government of their country; their only interest in these wars was to pay the taxes and supply the common soldiers; the aristocracy provided the officers. In 1758 the House Tax and Window Tax were increased, and an Income Tax of 1s. in the pound was imposed on all offices with salaries of over £100 a year, excepting naval and military salaries. In 1759

## ACCOUNTS OF NET PUBLIC INCOME AND EXPENDITURE OF IRELAND.

Year.	Income				Expenditure					Year.
	Balances in Exchange.	Total Net Income.	Raised by Creation of Debt.	Receipts, including Balances.	Interest, &c., of Debt.	Civil Government.	Military Expenditure.	Total Expenditure.	Reduction of Debt.	
	£	£	£	£	£	£	£	£	£	£
1690	21,762	152,810	16,124	190,716	—	24,001	166,715	190,716	—	1689
1691	—	174,645	—	174,645	—	36,866	111,115	141,980	16,124	1689
1692	402	277,217	—	681,086	—	46,776	833,190	679,966	—	1692
1693	—	154,859	—	185,447	1,531	31,241	152,568	185,340	—	1693
1694	—	210,953	30,868	210,953	4,622	27,667	177,319	209,568	—	1694
1695	1,445	190,601	—	182,196	8,061	25,545	162,362	180,958	—	1,445
1696	1,146	243,241	—	244,390	5,051	42,858	190,495	246,407	—	1,146
1697	7,000	274,547	—	285,697	2,789	36,716	199,811	239,316	—	7,000
1698	16,601	348,294	—	364,935	763	32,714	318,948	352,425	—	16,651
1699	12,510	404,147	—	424,349	—	60,186	359,115	409,301	—	5,938
1700	5,984	440,854	—	468,292	—	60,832	381,201	432,033	—	84,259
1701	84,259	411,850	—	446,079	—	72,413	342,621	415,034	—	31,045
1702	31,045	314,428	—	345,478	—	68,158	278,287	338,440	—	9,033
1703	9,033	281,647	—	270,720	—	42,008	218,317	260,325	—	10,395
1704	10,395	281,283	—	291,678	—	49,171	236,700	285,961	—	5,717
1705	5,717	308,960	—	300,697	—	63,748	239,398	308,141	—	1,556
1706	1,556	309,870	—	311,432	—	60,463	247,666	308,129	—	3,303
1707	3,303	312,320	—	315,623	—	61,837	249,529	311,366	—	4,257
1708	4,257	316,843	—	321,100	—	67,142	253,071	320,218	—	887
1709	887	312,610	—	313,408	—	66,716	246,549	313,265	—	141
1710	141	292,944	—	293,085	—	70,503	220,809	290,812	—	2,273
1711	2,273	298,196	—	300,408	—	76,895	223,318	300,183	—	235
1712	235	328,240	—	338,526	—	82,192	247,182	329,374	—	9,161
1713	9,161	351,937	—	361,088	—	76,561	275,208	351,769	—	9,319
1714	9,319	331,604	—	340,823	—	62,906	277,002	339,908	—	915
1715	915	314,983	—	315,898	—	62,697	247,279	309,886	—	6,012
1716	6,012	358,616	—	405,631	1,865	73,656	317,773	392,784	—	12,307
1717	12,307	393,672	—	400,509	3,412	46,617	336,685	386,714	—	19,856
1718	19,856	428,394	—	448,249	3,751	72,627	361,242	427,620	—	20,629
1719	20,629	443,777	—	464,406	2,823	76,014	356,036	436,872	—	27,534
1720	27,534	405,317	—	432,651	4,547	66,614	331,028	402,189	—	39,469
1721	39,469	408,006	—	438,528	8,877	71,670	347,471	422,918	—	15,610
1722	15,610	440,238	—	455,833	8,755	86,303	324,915	415,478	—	40,360
1723	40,360	440,690	—	480,420	3,283	76,861	336,672	416,316	—	69,094
1724	69,094	452,907	—	521,611	3,657	103,201	317,912	424,830	—	96,781
1725	96,781	442,977	—	639,768	3,040	104,680	331,692	489,412	—	50,346

\* Year 24th June.

† Half-year to 25th December.

‡ Year and a quarter to December, 1694.

§ Year to 5th January.

¶ 5th June, 1690, to 29th September, 1692.

National Income and Expenditure from 1692—1870.

an additional 5 per cent. duty was imposed upon almost every species of goods imported; making, in many cases, the duty amount to 25 per cent. of the value of the goods. Additional taxes were placed upon beer, and the House and Window Taxes again increased.

### Rise of the National Debt.

In 1762 the war ended with the Treaty of Paris, but the war expenditure could not be stopped at once, and, in place of reductions of taxation, additional revenue had to be found. But the people were already oppressed with the weight of taxation, and the landowners refused to pay more than the two millions of 1697 as their contribution, and so, in an unfortunate moment, the tax gatherer was sent to the American Colonies. The colonists refused to submit to be taxed while they were not represented; the British Ministers bungled the negotiations; and in 1775 war broke out between Britain and her colony; this dragged on until 1783, when the independence of the States was acknowledged. On the 6th February, 1778, despotic France entered into an alliance with Republican America, and in June of that same year Spain joined in the league against us. This war cost £97,599,496, and in 1785 the National Debt amounted to the huge sum of £245,586,470, and the cost to £9,678,942. We had peace from 1783 to 1792, and the Debt was reduced to £239,663,421, but then France, crushed under the heel of a most brutal and despotic rule, rose in revolt, and the idea of a people daring to throw off the yoke of their tyrants was too fearful a spectacle for the aristocrats in the different European countries, and war was declared against France by all the other Powers. This war of the French Revolution cost us no less than £831,446,000, of which £440,298,000 was added to the Debt. The cost of war had steadily increased. The war of the Right of Search (1739-1748) cost on an average £4,365,000 a year; the Seven Years' War (1756-1763) £10,328,000; the war with our American colonies and France and Spain £9,760,000; and the war of the French Revolution and with Napoleon £36,150,000 a year.

### Burden of Taxation.

The outbreak of the French Revolution led to a universal upheaval throughout Europe. There is no doubt but that the worst excesses of the revolutionaries in France were due to the foolish proclamations of the European Powers, threatening all sorts of evils to France if she did not return to her allegiance to her dethroned King, for the people were in constant dread of invasion and of being betrayed by their leaders. The attacks on France were only by the neighbouring

ACCOUNTS OF NET PUBLIC INCOME AND EXPENDITURE OF IRELAND—Continued.

Year.	Income			Expenditure					Year.	
	Balance in Exchequer.	Total Net Income.	Raised by Creation of Debt.	Receipts, Including Balance.	Interest, Acc. of Debt.	Civil Government.	Military Expenditure.	Total Expenditure.		Reduction of Debt.
	£	£	£	£	£	£	£	£	£	£
1727	4	508,457	—	571,058	3,589	117,127	449,842	570,558	—	500
1728	500	432,657	—	438,157	3,555	84,274	343,707	431,536	—	1,621
1729	1,621	401,211	—	401,832	2,965	102,120	294,301	399,326	—	2,566
1730	2,566	450,632	138,402	591,000	4,400	100,765	482,744	587,909	—	3,691
1731	3,691	495,178	—	408,869	10,430	100,337	296,992	407,759	—	1,110
1732	1,110	388,025	92,397	481,442	12,113	85,456	381,561	479,070	—	2,372
1733	2,372	490,827	—	498,199	12,633	109,369	360,591	488,593	—	4,606
1734	4,606	428,884	—	428,440	13,824	81,584	312,104	407,512	15,969	4,969
1735	4,969	454,593	—	459,552	12,234	106,043	333,348	451,625	6,831	1,066
1736	1,066	431,681	—	432,777	12,313	94,067	369,892	416,842	8,308	7,627
1737	7,627	439,195	—	448,922	12,226	103,196	313,261	428,683	4,892	13,247
1738	13,247	488,205	—	498,452	11,145	104,640	367,731	483,517	9,237	5,704
1739	5,704	474,582	—	480,366	11,868	96,432	356,519	458,799	9,231	12,256
1740	12,256	404,388	—	416,689	10,715	103,196	305,481	400,653	4,616	11,508
1741	11,508	441,236	—	445,101	12,843	129,917	334,625	441,736	8,308	12,393
1742	12,393	415,785	9,231	416,689	10,715	103,196	305,481	400,653	186,000	22,407
1743	22,407	451,454	27,092	501,553	11,752	112,088	379,438	474,278	13,892	13,383
1744	13,383	455,303	—	465,746	12,554	101,789	317,037	431,330	4,892	29,524
1745	29,524	444,897	—	478,921	12,799	120,328	304,091	443,128	92	30,701
1746	30,701	432,044	—	463,645	13,611	110,790	302,689	427,390	185	36,100
1747	36,100	440,811	26,923	513,334	13,094	102,053	319,064	434,211	—	79,123
1748	79,123	492,890	13,846	585,895	13,568	102,845	284,679	501,293	—	84,572
1749	84,572	613,294	3,280	691,096	13,385	106,484	270,240	398,129	—	292,947
1750	292,947	649,007	2,308	854,882	14,835	106,094	342,792	463,721	12,831	378,330
1751	378,330	600,236	—	978,506	12,837	130,816	483,085	626,738	123,231	228,697
1752	228,697	579,027	—	808,524	7,853	118,053	372,778	498,684	8,308	801,532
1753	801,532	610,030	—	918,492	6,608	113,199	356,745	478,419	107,723	332,320
1754	332,320	658,470	—	990,790	3,093	100,948	403,561	568,192	29,261	393,337
1755	393,337	592,637	—	985,974	2,489	120,406	412,386	535,281	66,899	384,324
1756	384,324	552,335	—	930,059	143	135,500	380,919	514,562	3,784	418,313
1757	418,313	544,099	—	902,382	374	292,749	492,244	635,367	5,097	261,108
1758	261,108	498,430	—	759,547	20	171,529	413,049	584,698	5,097	171,995
1759	171,995	576,403	—	748,398	85	265,454	451,961	707,520	309	40,509
1760	40,509	552,262	138,401	731,252	—	129,549	467,956	697,505	—	138,747
1761	138,747	571,042	138,401	844,150	4,782	195,790	573,369	773,940	277	99,033
1762	99,033	603,032	46,154	809,119	14,847	168,916	531,732	718,525	—	98,594
1763	98,594	687,081	184,616	946,240	17,368	273,139	612,970	903,486	4,616	57,138
1764	57,138	705,149	92,308	854,596	9,231	188,569	456,891	654,691	—	199,894

\* Year and Quarter to 25th March.



kings; the populations of the countries fighting France sympathised with the Revolution, and the French as they won victories were warmly hailed not as invaders, but deliverers. But war produced its inevitable results; the liberty the French at first preached degenerated into license, and the French armies became regarded not as the saviours, but the curse and oppressors of the different nationalities. In Britain many people sympathised with the French in their struggle to be free, but any manifestations of these feelings were crushed with the most rigorous hand by the Government. The laws passed were so severe that juries—feeling the injustice of the sentences that would be incurred if prisoners were found guilty—refused often to convict even in the face of the clearest evidence. So far as taxation was concerned, the people were fleeced in every direction. The burden was expressed by Sydney Smith:—

“Permit me to inform you, my friends, what are the inevitable consequences of being too fond of glory. Taxes upon every article which enters into the mouth or covers the back, or is placed under the foot; taxes upon everything which is pleasant to see, hear, feel, smell, or taste; taxes upon warmth, light, and locomotion; taxes on everything on earth, and the waters under the earth, on everything that comes from abroad, or is given at home; taxes upon the raw material; taxes on every fresh value that is added to it by the industry of man; taxes on the sauce which pampers man’s appetite, and the drug which restores him to health; on the ermine which decorates the judge, and the rope which hangs the criminal; on the poor man’s salt, and the rich man’s spice; on the brass nails of the coffin, and the ribbons of the bride—  
at bed or board we must pay taxes.

“The schoolboy whips his taxed top; the beardless youth manages his taxed horse with a taxed bridle on a taxed road; and the dying Englishman, pouring his medicine which has paid 7 per cent. into a spoon that has paid 15 per cent., flings himself back on his chintz bed which has paid 22 per cent., makes his will on an £8 stamp, and expires in the arms of an apothecary, who has paid a licence of a hundred pounds for the privilege of putting him to death. His whole property is then immediately taxed from 2 to 10 per cent. Besides the probate, large fees are demanded for burying him in the chancel; his virtues are handed down to posterity on taxed marble; and he is gathered to his fathers—to be taxed no more.”

### **Landowners’ Patriotism.**

The war with France lasted from 1792 until 1815. We were invincible at sea, but it was not until Wellington managed—very tardily—to get something of his own way that the British army was thought anything of, and the British Governments seemed to have the poorest opinion of its prowess. Much of the money, therefore, was squandered in arming and providing for continental forces. In fact, the whole war seemed (with the exception of the navy) to be mismanaged; and in nothing was this ineptitude more clearly shown than in the financing.

ACCOUNTS OF NET PUBLIC INCOME AND EXPENDITURE OF IRELAND—Continued.

Year.	Income				Expenditure				Balance in Exchequer.	Year.	
	Balance in Exchequer.	Total Net Income.	Raised by Creation of Debt.	Receipts, including Balances.	Interest, &c., of Debt.	Civil Government.	Military Expenditure.	Total Expenditure.			Reduction of debt.
	£	£	£	£	£	£	£	£	£	£	
1765	106,904	762,213	—	962,117	47,167	227,173	530,449	804,782	30,415	124,151	1765
1766	124,151	767,949	—	892,100	24,757	302,309	505,829	732,935	17,400	141,805	1766
1767	141,805	712,295	92,308	946,879	22,026	325,554	530,860	834,430	9,923	100,026	1767
1768	100,026	710,446	—	810,472	20,597	186,226	472,556	479,379	9,461	121,632	1768
1769	121,632	771,023	—	892,655	25,237	292,537	517,214	824,988	30,692	36,975	1769
1770	36,975	721,071	78,848	831,892	25,025	191,501	451,544	698,070	15,231	118,591	1770
1771	118,591	721,071	46,154	872,741	24,492	211,395	572,489	908,546	26,493	37,762	1771
1772	37,762	676,324	92,308	808,334	26,198	297,366	504,227	737,791	25,800	42,743	1772
1773	42,743	718,591	92,308	854,510	31,220	235,131	540,711	807,071	2,631	44,908	1773
1774	44,908	692,696	48,923	756,397	32,834	171,681	467,099	672,124	26,584	57,689	1774
1775	57,689	721,054	185,092	974,436	42,964	283,371	585,205	911,540	1,800	61,095	1775
1776	61,095	714,285	82,308	807,898	48,530	195,740	499,522	733,792	13,931	59,965	1776
1777	59,965	876,954	129,230	1,066,129	54,606	323,205	625,823	1,066,813	184	59,132	1777
1778	66,132	658,359	01,003	806,592	57,458	234,488	449,736	741,677	92	66,763	1778
1779	66,763	692,192	339,092	998,047	75,027	214,879	588,439	873,345	184	124,518	1779
1780	124,518	556,414	281,580	912,312	77,200	231,344	524,880	833,484	—	78,828	1780
1781	78,828	789,860	1,141,144	95,449	95,449	280,654	629,163	1,015,296	4,615	121,263	1781
1782	121,263	704,875	195,624	1,081,262	100,638	236,758	500,212	837,508	60,090	183,754	1782
1783	183,754	1,100,504	387,645	1,677,903	120,830	303,706	609,131	1,318,727	128,138	236,038	1783
1784	236,038	1,018,009	275,000	1,523,807	127,210	526,074	488,985	1,142,269	293,777	167,174	1784
1785	177,701	884,095	849,095	1,408,810	130,335	376,293	502,157	1,008,786	190,443	186,505	1785
1786	186,505	1,127,918	318,639	1,628,362	144,023	428,281	695,591	1,178,845	303,566	245,551	1786
1787	245,551	1,228,484	86,293	1,559,418	159,082	467,853	598,974	1,177,509	169,890	212,109	1787
1788	212,109	1,240,282	347,903	1,820,354	147,763	621,096	850,857	1,849,716	257,417	208,891	1788
1789	208,891	1,233,411	522,472	1,907,258	143,240	526,737	571,036	1,235,021	464,635	256,525	1789
1790	256,525	1,881,281	846,196	2,489,694	140,578	556,584	598,771	1,295,888	595,820	287,991	1790
1791	287,991	1,818,477	1,077,722	1,718,422	129,327	682,512	672,249	1,844,088	60,031	375,308	1791
1792	275,308	1,908,414	116,396	1,759,192	133,173	647,277	615,660	4,895,950	158,034	204,498	1792
1793	204,498	1,393,800	131,538	1,009,630	182,587	616,256	614,540	1,303,388	92,834	569,773	1793
1794	219,569	1,178,872	846,046	2,243,470	146,507	698,534	745,828	2,508,366	120,240	551,590	1794
1795	569,773	1,475,216	1,138,186	3,189,176	147,425	740,879	1,553,542	2,802,933	230,225	1,000,359	1795
1796	661,009	1,551,692	1,635,932	4,098,584	244,978	792,588	1,855,369	2,802,933	230,225	1,000,359	1796
1797	1,000,359	1,708,109	1,387,026	4,146,093	408,266	661,147	2,032,180	3,101,153	507,000	639,510	1797
1798	838,810	2,084,069	3,298,801	5,975,574	590,687	715,775	3,041,760	4,678,122	1,067,210	1,201,242	1798
1799	838,810	2,145,719	3,734,839	6,490,579	628,210	729,581	3,865,631	5,378,322	677,490	808,133	1799
1800	808,133	3,017,758	5,592,492	8,828,353	693,687	1,025,510	4,598,762	6,018,959	830,676	908,039	1800
* 1801	908,039	2,204,163	3,067,344	7,070,446	914,896	963,610	2,767,193	4,026,699	878,010	1,566,737	1801

\* Three-quarters of a year to 5th January, 1801.

The aristocracy were all powerful, and were careful not to allow their class to be burdened. The Land Tax was still raised on the absurd valuation of 1697, notwithstanding the vast increase in land values during the century that had elapsed since the valuation had been made. The Income Tax was not introduced into the revenue system until 1798. In 1796 Pitt, at his wit's end, to provide revenue, proposed to tax Succession to Property through death. He introduced two bills, one taxing personal, the other landed property. Although the country was at that time in a death struggle for its very existence as a nation, our patriotic landholders promptly passed the bill taxing succession to personal (the business man's) property, but threw out that which had the hardihood to tax succession to landed estates. It was not until 1863 that this tax, and then in a very modified form, was passed by Mr. Gladstone; and it was not until 1895, when Sir William Harcourt grappled the question, that landed property was made to contribute its fair proportion to the "Death Duties."

One great evil was the manner in which the Government borrowed money, and the scandalous terms they gave for the moneys lent. The nation seemed to have got into the hands of moneylenders, and the loans were on the most usurious terms. £773,686,000 of debt was created, and for that we only received £493,608,000 in cash. As the late John Noble, in his work, "National Finance," points out, between 1793 and 1816 we had:—

Total Expenditure for Civil Purposes, Army, Navy, and War	£1,103,551,940
Interest and Management of National Debt	474,975,541
	<hr/>
	£1,578,527,481
Total Income from Taxation and Miscellaneous Receipts	£1,149,654,388
Raised by Creation of Debt, £1,276,108,711, less Repayment of Debt during the same period £824,223,173, leaving a net receipt from Creation of Debt of	451,885,538
	<hr/>
	£1,601,539,926
Surplus	£23,012,445

Yet, notwithstanding the fact that the revenue for taxation and miscellaneous receipts amounted to £46,103,448 more than the whole cost of Civil Government, Army, Navy, and War, the National Debt that in 1792 amounted to £237,400,000, amounted in 1816 to no less than £846,000,000; while the annual cost had risen from £9,300,000 to

£32,100,000. The capital value of the Terminable Annuities ought to be added to these amounts, making the total debt, 1792, £267,000,000, and 1816, £902,000,000. It was only when direct taxation was properly resorted to that the nation really faced its difficulties, but, unfortunately, by that time the cost of the debt amounted to more than the whole revenue raised by taxation in the earlier period. The following are the amounts raised during the first eight years of the war and the last eight:—

1793	... ..	£18,100,000	1810	... ..	£64,100,000
1794	... ..	£18,700,000	1811	... ..	£69,500,000
1795	... ..	£19,100,000	1812	... ..	£67,500,000
1796	... ..	£19,400,000	1813	... ..	£64,700,000
1797	... ..	£21,400,000	1814	... ..	£72,800,000
1798	... ..	£26,900,000	1815	... ..	£74,300,000
1799	... ..	£31,860,000	1816	... ..	£78,600,000
		<hr/>			<hr/>
		£155,400,000			£491,500,000
Average	... ..	£22,200,000	Average	... ..	£70,200,000

This country benefited greatly by her insular position, for she was able to become the manufacturing nation of the world, for all the others were desolated by war, and their trade and commerce ruined. But on the other hand, we suffered in that we heaped up a debt which has hung like a millstone round our prosperity ever since. Mr. Dudley Baxter, in his work on National Debts, gives the following as the amounts of the various nations in 1793 and in 1815-20. From it we see that the war had added a thousand millions to the debts, two-thirds of which were incurred by Great Britain:—

**National Debts of Various Countries in 1793 and 1816.**

	1793.		1816.
United Kingdom	... .. £280,000,000	... ..	£902,000,000
Holland	... .. 100,000,000	... ..	144,000,000
France	... .. 52,000,000	... ..	140,000,000
Austria	... .. 35,000,000	... ..	98,000,000
Prussia & German States	... .. 10,000,000	... ..	53,000,000
Spain	... .. 8,000,000	... ..	52,000,000
Russia	... .. 17,000,000	... ..	50,000,000
Naples	... .. —	... ..	20,000,000
Portugal	... .. 900,000	... ..	8,000,000
Denmark	... .. —	... ..	4,300,000
Continent of Europe	... .. 202,900,000	... ..	570,000,000
United States	... .. 15,000,000	... ..	26,000,000
British India	... .. 8,000,000	... ..	29,000,000
Latin America	... .. —	... ..	3,000,000
	<hr/>		<hr/>
	£505,900,000		£1,530,000,000

From the peace after the battle of Waterloo until the outbreak of the Crimean War in 1854 we had only one or two "small" wars and military expeditions, *viz.* :—

1838-43—Insurrection in Canada.....	Total Votes of Credit	£2,096,000
1840-43—The First China War .....	„ „ „ „	2,201,000
1848-53—Kaffir War .....	„ „ „ „	2,060,000

and the National Debt was reduced to £769,083,000. The Crimean War lasted until 1856, but the expenditure did not end until 1857. The war cost £69,278,000, of which £29,563,000 was defrayed out of revenue, and £39,715,000 was added to the debt. The average cost per annum of this war was £34,639,000. This was another war that, it is now acknowledged, might easily have been avoided. Further, it was a war in which, to quote the classic phrase of the late Lord Salisbury, "we put our money on the wrong horse." Then came some more small expeditions:—

The Second China War, 1856-7, 1860-61.....	Total Votes of Credit	£6,641,000
The Persian Expedition, 1856-7.....	„ „ „ „	900,000
The New Zealand War, 1864-5 .....	„ „ „ „	765,000
The Abyssinian Expedition, 1866-68 .....	„ „ „ „	8,600,000

The debt in 1869 amounted to £749,314,000. From 1688 to 1869 is 181 years—78 were years of war, 103 of peace. During the 78 years of war debt was incurred to the amount of £918,597,000. During the 103 years of peace it was reduced by £169,283,000. This small reduction shows how hard it is to reduce the expenditure after a war. War always tends to increase the ordinary expenses, in addition to necessitating extraordinary expenditure for the war operations.

The following table shows the growth of the Debt:—

Period.	Years.	Events.	Debt at end of Period.	Debt Increase.	Debt Reduction.
1688-1697	9	War in Ireland and with France	—	14,523,000	—
1698-1701	4	Peace	12,552,000	—	1,971,000
1702-1713	12	War of Spanish Succession	34,679,000	22,118,000	—
1714-1717	4	Peace	40,308,000	5,638,000	—
1718-1721	4	War with Spain	54,405,000	14,097,000	—
1722-1738	17	Peace	46,498,000	—	7,907,000
1739-1748	10	War with Spain and France	75,812,000	29,314,000	—
1749-1755	7	Peace	72,506,000	—	3,306,000
1756-1763	8	War with France and Spain	132,716,000	60,210,000	—
1764-1775	12	Peace	126,643,000	—	5,873,000
1776-1785	10	War with American Colonies	245,586,000	118,743,000	—
1786-1792	7	Peace	239,663,000	—	5,923,000
1793-1815	23	War with France	661,039,000	621,376,000	—
1816-1853	38	Peace	771,336,000	—	89,703,000
1854-1856	2	War with Russia	803,914,000	32,578,000	—
1856-1869	14	Peace	749,314,000	—	34,600,000
181	78	Years of War (Increase of Debt)		918,597,000	169,283,000
	103	Years of Peace (Reduction of Debt)		169,283,000	
					749,314,000

At the conclusion of the war (in 1815) the Income Tax was repealed, despite the wishes of the Government to retain at least one-half of this valuable source of income. The obnoxious tax was "defeated for ever," and as Mr. Buxton in his "Finance and Politics" points out, on the motion of Brougham, "the House, giving way to the impulse of the moment, went so far as to order that all the books and records relating to it should be destroyed." This foolish action not only prevented reductions, but, in a short time, necessitated increases to the indirect taxation. "The basis of taxation" was then as "broad" as even Mr. Balfour could desire, for there were duties on almost every article. There were Corn Laws crushing the heart out of the people that would have satisfied even Mr. Chaplin, and a scheme of "fiscal federation with the Colonies" that would have made the heart of Mr. Chamberlain to rejoice. Our shipping was "protected" by Navigation Laws, and everything the most ardent Protectionist seeks to secure now was then in full sway.

But enlightened men saw that these things were burdens, not benefits, to trade and commerce, and to the welfare of the people, both of this country and the Colonies. The tariff reductions of Huskisson, Peel, and Gladstone gave a wondrous impetus to trade, and the repeal of the Corn Laws secured for the workers cheap and plentiful supplies of foodstuffs, whatever the harvests of Britain might be. Every reduction or remission of duty expanded trade and commerce and gave elasticity to the revenue, which rose in response to each attempt to substitute direct for indirect taxation. In 1848 the Financial Reform Association was started to carry to its legitimate and logical conclusion the work of these great Free Traders, and by its efforts many reforms in taxation were secured.

Despite occasional outbursts of "a spirited foreign policy," we had no big wars, and the National Debt was gradually reduced. Once we were within dangerous distance of a great war with the United States of America, but fortunately we had cool-headed British statesmen at the helm, and Mr. Gladstone, by submitting the "Alabama" dispute to arbitration (the result of which was a verdict mulcting this country in damages to the extent of three millions), gave an example to the world, and removed any chance of war between Britain and the United States from the region of practical politics.

The National Debt reached its lowest point in 1899, when the gross liabilities of the State amounted to £635,394,000, and against that we had assets to the amount of £27,000,000. But the Boer War brought it up again. This war cost £250,000,000, of which £159,000,000 was added to the debt, which in 1907 amounted to £774,000,000. Let us hope that a sane foreign policy and a sane system of taxation will enable the nation to once again materially reduce this national millstone.

## THE NATIONAL DEBT.

56

Year ended 31st March	Funded Debt	Estimated Capital Value of Terminal Annuitites.	Unfunded Debt.	Russian Dutch Loan.	Estimated Liability in respect of sums borrowed under		Savings Banks and Friendly Societies Dufloien- oies	Aggregate <i>Gross</i> Liabilities of the State as represented by the totals of Columns 1 to 7.	Sundry Assets.	Aggregate <i>Net</i> Liabilities of the State.	Exch'quer Balance at the Bank of England and Ireland.	Year ended 31st March
					(a) Imperial Defence Act 1888 (Part 1).	(c) Barracks Act, 1890						
					(b) Russian Dutch Loan Act, 1891.	(d) Telegraph Acts. (e) Naval Works Acts, 1895 to 1903. (f) Uganda It. Act. (g) Public Sites, &c., Acts.						
	1	2	3	4	5	6	7	8	9	10	11	
	£	£	£	£	£	£	£	£	£	£	£	
1870	741,614,081	43,860,304	6,701,600	956,720	....	....	3,778,170	793,089,205	15,837,866	777,251,430	8,608,648	1870
1875	714,707,716	46,378,810	5,230,300	852,725	....	....	4,552,421	707,208,559	18,731,366	748,637,193	6,205,322	1875
1880	710,476,350	32,034,785	27,344,900	748,730	....	....	4,149,701	770,604,774	37,002,734	733,602,040	6,915,756	1880
1885	840,181,806	36,022,380	14,083,100	644,735	....	....	2,149,300	739,882,117	31,234,153	708,647,964	4,693,207	1885
1890	685,960,852	70,330,140	32,282,305	540,740	....	....	170,072	685,080,048	5,709,688	689,789,736	5,220,261	1890
1895	688,015,010	52,492,700	17,400,300	....	2510,490	6433,532	....	669,001,552	*25,109,616	663,891,936	6,300,827	1895
1899	583,180,300	36,792,207	8,133,000	....	2182,436	5905,732	....	635,303,734	*27,164,981	1808,538,775	8,919,178	1899
1900	562,600,808	60,190,765	16,133,000	....	292,566	6271,351	....	638,919,932	*25,180,461	1613,739,471	3,517,047	1900
1901	551,182,153	60,154,800	78,133,000	....	1,200,000	5235,938	....	703,934,349	*26,518,760	1677,415,559	5,596,918	1901
1902	609,587,248	60,295,402	75,133,000	....	4784,000	5190,462	....	705,215,653	*28,661,855	1706,553,798	8,666,948	1902
1903	640,085,726	55,500,030	76,133,000	....	2,000,000	5161,893	....	798,349,190	*31,768,790	1766,550,400	6,637,127	1903
1904	637,633,318	51,363,468	73,633,000	....	....	31,868,323	....	794,496,059	*31,698,787	1763,399,315	4,263,342	1904
1905	645,682,863	47,736,216	71,633,000	....	....	41,004,382	....	796,736,491	*32,974,023	1763,762,563	7,430,278	1905
1906	634,047,129	43,459,548	65,713,000	....	....	45,770,210	....	788,690,187	*33,695,798	1765,443,385	10,451,487	1906
1907	621,928,334	40,841,211	51,713,000	....	....	49,659,150	....	774,104,701	*35,068,868	1768,065,812	6,932,423	1907

The National Debt.

\* Of which the estimated value of Suez Canal Shares was, 1895, £23,893,000; 1899, £26,451,000; 1900, £21,312,000; 1901, £25,806,000; 1902, £27,935,000; 1903, £26,485,000; 1904, £28,910,000; 1905, £30,857,000; 1906, £31,060,000; 1907, £1,706,000.

† Owing to the fluctuating character of value of the Suez Canal Shares, the *Net* Liability can only be estimated.

## THE GROSS PUBLIC REVENUE OF THE UNITED KINGDOM.

*To compare the Revenue for the years 1890 to 1907 with that of preceding years, the amounts now transferred from Imperial to Local Taxation are added to the totals given.*

### YEARS ENDED 31ST MARCH.

	1890.	1895.	1890.	1895.	1900.	1902.	1903.	1904.	1905.	1906.	1907.
	£	£	£	£	£	£	£	£	£	£	£
<b>Customs</b> .....	10,376,000	20,321,000	20,424,000	20,115,000	22,860,000	30,003,000	34,433,000	33,850,000	35,730,000	34,475,000	33,930,000
<b>Inland Revenue:</b>											
<b>Excise</b> .....	28,000,000	28,600,000	24,160,000	26,050,000	32,100,000	31,600,000	32,100,000	31,550,000	30,750,000	30,230,000	30,350,000
<b>Stamps, &amp;c., Duties*</b>											
<b>Stamp (excluding Fee and Patent Stamps)</b> } .....	10,624,000	11,925,000	18,060,000	{ 8,719,000	14,020,000	14,200,000	13,850,000	13,000,000	12,350,000	12,970,000	14,400,000
<b>Land Tax</b> .....	1,047,000	1,068,000	1,035,000	{ 5,721,000	8,500,000	7,800,000	8,250,000	7,500,000	7,700,000	8,180,000	7,950,000
<b>House Duty</b> .....	1,623,000	1,885,000	1,965,000	{ 1,015,000	790,000	725,000	725,000	725,000	750,000	750,000	710,000
<b>Property &amp; Income Tax</b> .....	9,280,000	12,000,000	12,770,000	{ 1,435,000	1,670,000	1,775,000	1,825,000	1,925,000	2,000,000	1,950,000	1,850,000
<b>Property &amp; Income Tax</b> .....				{ 15,900,000	18,750,000	34,800,000	38,800,000	30,800,000	31,250,000	31,350,000	31,600,000
<b>Total Inland Revenue</b> .....	47,674,000	53,478,000	52,990,000	58,540,000	78,330,000	90,900,000	95,500,000	85,500,000	84,800,000	85,400,000	86,900,000
<b>Total Customs and Inland Revenue</b> .....	66,960,000	78,796,000	78,414,000	78,655,000	99,680,000	121,898,000	129,933,000	119,350,000	120,580,000	119,875,000	119,830,000
<b>Post Office</b> .....	6,850,000	7,905,000	9,450,000	10,700,000	18,300,000	14,300,000	14,750,000	15,450,000	16,100,000	16,890,000	17,170,000
<b>Telegraph Service</b> .....	1,430,000	1,700,000	2,320,000	2,560,000	2,560,000	2,490,000	2,650,000	2,790,000	3,850,000	4,130,000	4,255,000
<b>Interest on Local Loans, &amp;c.†</b> .....	860,000	860,000	430,000	410,000	450,000	455,000	455,000	460,000	470,000	480,000	520,000
<b>Revenue from Shares, &amp;c.†</b> .....	1,056,767	1,027,350	40,560	17,981	19,999	898,634	967,999	962,475	1,014,303	1,008,594	1,007,278
<b>Revenue from Shares, &amp;c.†</b> .....	198,829	198,829	238,595	894,905	834,008	898,634	967,999	962,475	1,014,303	1,008,594	1,007,278
<b>Revenue from Shares, &amp;c.†</b> .....	576,000	727,129	778,278	823,724	962,000	987,000	978,000	974,000	983,000	984,000	996,000
<b>Receipts by Civil Departments, &amp;c.</b> .....	2,308,602	2,892,681	2,632,868	1,042,662	1,288,902	1,023,865	807,669	629,104	443,101	529,981	945,093
<b>TOTAL REVENUE</b> .....	79,344,098	87,998,110	89,804,316	94,683,762	119,889,905	142,997,999	161,651,698	141,546,579	143,870,404	143,977,575	144,814,078
<b>National Taxes handed over to Local Authorities</b> .....	..	..	5,268,820	6,073,242	10,000,881	9,730,306	9,734,838	9,911,679	9,748,437	9,989,942	10,277,891
<b>GRAND TOTAL</b> .....	79,344,098	87,998,110	94,663,136	101,657,004	129,840,286	152,728,306	161,286,686	151,357,158	153,118,941	153,967,517	155,091,964

\* Death Duties reformed by Sir Wm. Harcourt in 1894. Prior to 1894-5 all Death Duties were included under the general head of Stamps.  
 † From 1887-88 the Interest on Advances for Local Works was transferred to the Local Loans Fund, under the provisions of the National Debt and Loans Act, 1887.  
 ‡ Interest on Purchase Money of Shares to July 1st, 1894, and from that date Interest and Dividend on Shares.

Totals for years 1901-08 include contribution to Navy by Cape Colony, 1901-2 £30,000, 1903 £40,000 now appropriated in aid of Navy Votes.  
 Rate of Income Tax .. 1890, 5d.; 1895, 6d.; 1890, 6d.; 1895, 6d.; 1900, 6d.; 1901, 1s.; 1902, 1s. 2d.; 1903, 1s. 3d.; 1904, 1s. 1d.; 1905, 1s.; 1906, 1s.; 1907, 1s.  
 Tea Duty .. 1890, 6d.; 1895, 6d.; 1890, 4d.; 1895, 4d.; 1900, 6d.; 1901, 6d.; 1902, 6d.; 1903, 6d.; 1904, 8d.; 1905, 6d.; 1906, 5d. 1907, 5d.  
 Sugar Duty imposed, 16th April, 1901, 4s. 2d. per cwt.

Gross Public Revenue.



## THE GROSS EXPENDITURE

To compare Expenditure for years 1890 to 1907 with that of

YEARS ENDED

	1890.	1895.	1890.	1895.	1900.
	£	£	£	£	£
<b>NATIONAL DEBT SERVICES.</b>					
Funded Debt:					
Interest .....	21,296,957	18,076,393	16,836,466	16,220,544	15,242,192
Terminable Annuities .....	5,717,471	8,999,065			
Trustees Savings Banks } Deficiency Annuity }	..	83,678	6,555,596	6,422,410	7,290,491
Unfunded .....	127,134	101,390	715,603	461,830	272,577
Management .....	208,374	214,705	191,985	176,983	174,864
New Sinking Fund .....	651,064	508,447	700,387	1,718,283	19,376
<b>Total .....</b>	<b>28,000,000</b>	<b>28,883,673</b>	<b>25,000,000</b>	<b>25,000,000</b>	<b>28,000,000</b>
Outside the Permanent Charge .....	762,374	664,566	226,760	..	216,657
<b>Total for National Debt Services.</b>	<b>28,762,374</b>	<b>29,548,239</b>	<b>25,226,760</b>	<b>25,000,000</b>	<b>28,216,657</b>
<b>CIVIL LIST AND CIVIL ADMINISTRATION .....</b>	<b>16,926,140</b>	<b>19,041,249</b>	<b>17,074,184</b>	<b>20,407,421</b>	<b>25,049,760</b>
<b>NAVAL &amp; MILITARY EXPENDITURE :</b>					
Army .....	15,025,146	18,600,338	17,569,912	17,900,000	43,800,000
Navy .....	10,230,347	11,427,064	15,279,812	17,545,000	26,000,000
Abysinian War .....	634	..	..	..	..
Ashantee War .....	..	..	..	..	..
Wars in South Africa .....	8,244,920	..	..	..	..
Annuity, "Indian Army Pension Deficiency Act, 1885" †	..	..	150,000	150,000	215,000
<b>Total for the Forces .....</b>	<b>28,501,646</b>	<b>30,557,402*</b>	<b>32,781,724</b>	<b>35,595,000</b>	<b>69,816,000</b>
<b>Total Expenditure, exclusive of Cost of Collection .....</b>	<b>74,187,660</b>	<b>79,166,890</b>	<b>175,125,211</b>	<b>81,002,421</b>	<b>118,081,407</b>
<b>COLLECTION OF REVENUE :</b>					
Customs .....	973,842	977,516	905,912	835,000	840,000
Inland Revenue .....	1,810,475	1,767,852	1,748,979	1,811,000	1,960,000
Post Office .....	3,338,000	4,666,000	5,463,206	6,869,000	8,480,000
Telegraph Service .....	1,107,000	1,731,000	2,176,000	2,674,000	3,801,000
Packet Service .....	772,820	728,625	664,000	727,000	760,000
<b>TOTAL EXPENDITURE OUT OF REVENUE .....</b>	<b>82,184,797</b>	<b>89,037,883</b>	<b>86,063,311</b>	<b>93,913,421</b>	<b>133,722,407</b>
Contributions to Local Taxation ..	..	..	5,185,520	7,013,542	9,964,661
<b>TOTAL EXPENDITURE EXCLUSIVE OF LOANS .....</b>	<b>..</b>	<b>..</b>	<b>91,268,834</b>	<b>100,931,963</b>	<b>143,687,068</b>
<b>EXPENDITURE OUT OF LOANS :</b>					
Fortifications & Military Barracks	250,000	..	..	..	..
Imperial Defence Act, 1888 .....	..	..	837,000	50,000	..
Barracks Act, 1890 .....	..	..	..	670,000	150,000
Telegraph Acts .....	..	..	..	90,000	290,000
Naval Works Act, 1895 to 1903 .....	..	..	..	..	1,460,000
Uganda Railway Act, 1896 to 1902 .....	..	..	..	..	1,034,000
Military Works Act, 1897 .....	..	..	..	..	1,063,216
Public Buildings Acts .....	..	..	..	..	..
Royal Niger Company Act, 1899 .....	..	..	..	..	820,000
Pacific Cable Act, 1901 .....	..	..	..	..	..
Under Cunard Agreement (Money) Act, 1904 .....	..	..	..	..	..
<b>TOTAL EXPENDITURE OUT OF LOANS .....</b>	<b>250,000</b>	<b>..</b>	<b>837,000</b>	<b>810,000</b>	<b>4,947,216</b>
<b>Grand Total, including Grants to Local Taxation and Loans .....</b>	<b>82,434,797</b>	<b>89,037,883</b>	<b>92,106,834</b>	<b>101,741,963</b>	<b>148,534,284</b>

\* Includes £250,000 Grant to India (Afghan War), and £300,000 Relief of General Gordon.

## OF THE UNITED KINGDOM.

preceding years, the Contributions to Local Taxation are added.

MARCH 31ST.

1901. £	1904. £	1905. £	1906. £	1907. £	NATIONAL DEBT SERVICES. Funded Debt:
15,083,212	16,390,445	15,938,911	15,899,397	15,849,862	Interest.
7,327,439	6,538,014	6,518,798	6,548,668	4,739,306	{ Terminable Annuities. Trustee Savings Banks Deficiency Annuity.
885,061	2,422,435	2,116,447	1,918,821	1,745,781	Unfunded.
180,144	185,019	188,225	188,776	182,429	Management.
73,544	1,464,087	2,237,679	8,449,338	5,982,622	New Sinking Fund.
23,000,000	27,000,000	27,000,000	28,000,000	28,500,000	Total.
4,222,058	**	**	**	**	Expenses issue Exchequer Bonds. Interest on War Debt.
27,222,058	27,000,000	27,000,000	28,026,027	28,500,000	Total for National Debt Services.
38,773,650	29,436,136	29,999,497	30,995,928	31,739,251	{ CIVIL LIST AND CIVIL ADMINISTRATION.
69,440,000	35,677,000	29,225,000	28,850,000	27,765,000	NAVAL & MILITARY EXPENDITURE:
31,170,000	36,476,000	30,830,000	33,300,000	31,434,000	Army.
..	..	..	..	..	Navy.
..	..	..	..	..	Abyssinian War.
..	..	..	..	..	Ashanti War.
..	..	..	..	..	Wars in South Africa.
215,000	215,000	215,000	215,000	215,000	{ Annuity under "Indian Army" Pension Deficiency Act, 1886. }
100,825,000	72,368,000	66,270,000	62,365,000	59,414,000	Total for the Forces.
160,880,708	128,804,136	128,270,497	121,385,955	119,652,251	{ Total Expenditure, exclusive of Cost of Collection.
900,000	897,000	908,000	931,000	934,000	COLLECTION OF REVENUE:
2,140,000	2,188,000	2,185,000	2,217,000	2,245,000	Customs.
9,630,000	9,768,000	10,198,000	10,630,000	10,630,000	Inland Revenue.
4,102,000	4,528,000	4,080,000	4,648,000	4,648,000	{ Post Office. Telegraph Service. Packet Service.
771,000	786,000	735,000	700,000	700,000	Total Expenditure OUT OF REVENUE.
184,483,708	146,961,136	141,966,497	140,611,995	139,415,251	{ CONTRIBUTIONS TO LOCAL TAXATION.
9,767,372	9,796,073	9,812,878	9,901,290	10,222,413	{ TOTAL EXPENDITURE EXCLUSIVE OF LOANS.
194,251,081	156,757,209	151,779,375	150,513,285	149,637,664	EXPENDITURE OUT OF LOANS:
..	..	..	..	..	Fortifications & Military Barracks
..	..	..	..	..	Imperial Defence Act, 1888.
..	..	..	..	..	Barracks Act, 1889.
570,000	780,000	700,000	750,000	1,380,000	Telegraph Acts 1892 to 1904.
2,168,000	3,318,000	3,458,000	3,216,000	2,386,000	Naval Works Acts, 1895 to 1903.
314,000	67,000	191,592	..	..	Uganda Railway Acts, 1896 to 1902.
1,900,000	2,900,000	2,500,000	1,250,000	500,000	Military Works Acts, 1897 to 1901.
5,000	180,000	186,000	222,000	213,000	Public Buildings Acts.
839,065	..	..	..	..	Royal Niger Company Act, 1899.
..	..	..	..	..	Pacific Cable Act, 1901.
..	..	29,000	710,015	1,683,750	Under Cunard Agreement (Money) Act, 1904.
6,874,056	7,305,000	8,069,062	6,168,015	5,974,750	{ TOTAL EXPENDITURE OUT OF LOANS.
201,127,166	164,062,209	159,837,967	156,561,300	155,612,414	{ Grand Total, including Grants to Local Taxation and Loans.

† Increased under Finance Act, 1906.

\*\* Included in previous items.

‡ Includes £22,500 for National Debt Conversion.

## NET NATIONAL

Amount of the Expenditure (Net Exchequer Issues) of the  
and Classified in accordance

	YEARS ENDED				
	1870. £	1875. £	1880. £	1885. £	1890. £
<b>I. NATIONAL DEBT SERVICES—</b>					
On account of					
(a) Interest and Management	24,490,102	22,917,098	22,338,921	21,321,547	19,684,519
(b) Repayment of Capital	2,494,429	3,642,878	5,215,685	7,028,143	6,113,551
Total (net)	26,984,531	26,559,776	27,454,606	28,349,690	24,798,070
<b>II. NAVAL AND MILITARY EXPENDITURE—</b>					
Army	12,024,984	13,969,397	15,025,085	16,253,338	17,510,912
Navy	9,423,481	10,461,908	10,225,947	10,760,664	15,270,312
Votes of Credit	1,300,000	125,000	3,245,584	3,563,000	..
	22,748,465	24,556,305	28,496,584	30,577,002	32,781,224
Less Indemnities, Refunds, Contributions, &c.	10	68,531	67	15,096	18,475
Total (net)	22,748,455	24,507,964	28,496,519	30,561,916	32,767,749
<b>III. CIVIL SERVICES—</b>					
1. Civil List and Civil Administration:					
(a) Charged on Consolidated Fund	1,629,950	1,489,493	1,539,701	1,425,982	1,435,783
(b) Voted	5,815,898	6,430,316	6,528,181	7,159,439	6,819,311
	7,445,848	7,919,809	8,067,882	8,585,421	8,254,094
Less: Extra Receipts	1,500,931	2,077,855	2,048,993	1,979,269	2,741,256
Total (net)	5,944,917	5,891,954	6,018,889	6,615,152	5,512,108
2. Elementary Education					
Less: Extra Receipts	1,220,809	2,135,705	3,467,010	4,420,381	5,175,237
	16,391	35,773	35,237	35,444	35,509
Total (net)	1,204,418	2,109,932	3,431,773	4,384,937	5,139,729
3. Charges transferred from Local to Imperial Fund, and other Expenditure of a Local Character: (See below.)					
(a) On Consolidated Fund	2,402,894	3,424,459	5,209,220	5,937,797	3,543,797
(b) Voted	2,402,894	3,424,459	5,209,220	5,937,797	3,543,797
	74,716	102,796	241,266	354,016	220,901
Less: Extra Receipts	2,328,178	3,321,663	4,967,954	5,583,781	3,322,896
Total (net)	9,479,013	11,323,549	14,418,616	16,583,570	13,974,733
<b>IV. CUSTOMS AND ISLAND REVENUE—</b>					
Customs	978,669	1,021,184	973,841	977,516	905,912
Less: Extra Receipts	52,592	65,012	45,499	54,068	55,263
	926,137	956,172	928,342	923,448	847,649
Inland Revenue	1,577,684	1,672,124	1,810,475	1,767,852	1,744,979
Less: Extra Receipts	41,044	47,227	37,748	59,246	38,729
	1,536,640	1,624,897	1,772,727	1,708,606	1,716,250
Total Customs and Inland Revenue (net)	2,462,777	2,581,069	2,701,069	2,692,054	2,563,899
<b>V. SPECIAL SERVICES</b>					
TOTAL	61,674,776	64,972,258	73,070,810	78,157,590	74,147,001
* Expenditure out of "Local Taxation Revenue"	..	..	..	..	6,155,520
REAL TOTAL (net)	61,674,776	64,972,258	73,070,810	78,157,590	79,302,521

† Conversion of Debt (balance).

**EXPENDITURE.**

**United Kingdom, adjusted by deduction of Extra Receipts, with Return No. 254, Sess. 1907.**

31st MARCH.

1895. £	1900. £	1905. £	1906. £	1907. £
18,301,921	17,410,477	20,253,742	20,438,411	20,134,997
6,675,991	6,124,808	8,613,197	10,445,224	11,483,096
24,977,912	23,535,285	28,866,939	30,883,635	31,618,092
17,973,133	20,491,924	26,338,476	28,041,449	26,858,704
17,195,045	25,969,649	36,202,213	32,284,188	30,319,023
	23,000,000	550,000		
36,166,178	69,401,673	64,990,689	60,325,637	57,177,727
24,616	29,214	22,919	23,100	25,151
33,142,562	69,372,359	64,967,770	60,302,477	57,152,576
1,408,867	1,326,256	1,350,076	1,352,106	1,381,458
6,742,270	8,139,155	9,413,360	9,476,279	9,704,064
8,161,137	9,465,411	10,768,436	10,834,386	11,085,522
1,254,290	1,229,272	1,133,064	1,225,604	1,680,143
6,906,847	7,585,439	9,569,572	9,560,721	9,399,379
8,944,576	11,195,254	14,235,887	14,966,461	15,427,517
787	709	169	433	71
8,943,789	11,194,545	14,235,718	14,964,968	15,427,446
40,000	1,149,940	1,156,867	1,156,768	1,157,239
3,230,242	3,136,758	3,413,456	3,441,242	3,442,186
3,260,242	4,286,698	4,570,323	4,598,010	4,599,427
87,418	64,323	57,051	57,957	54,023
3,177,824	4,231,875	4,513,272	4,540,053	4,545,344
29,018,480	32,961,889	38,323,532	39,070,742	39,372,169
835,000	840,000	908,000	931,000	934,000
835,000	840,000	908,000	931,000	934,000
1,811,000	1,960,000	2,185,000	2,217,000	2,245,000
1,810,916	1,959,980	2,185,000	2,217,000	2,245,000
2,665,915	2,799,980	3,093,000	3,148,000	3,179,000
12,781,836	118,069,683	127,231,241	123,404,354	121,323,827
1,013,542	9,364,661	9,812,576	9,301,230	10,222,413
18,795,372	127,434,344	137,043,817	132,705,584	131,546,240

Egyptian Government Grant in Aid.

**I. NATIONAL DEBT SERVICES—**  
On account of  
(a) Interest and Management  
(b) Repayment of Capital.

Total (net.)

**II. NAVAL AND MILITARY EXPENDITURE—**

Army.  
Navy  
Votes of Credit.

(Less Contributions in lieu of rates.)

Total (net.)

**III. CIVIL SERVICES—**

1. Civil List and Civil Administration:  
(a) Charged on Consolidated Fund.  
(b) Voted.

Less: Extra Receipts.

Total (net.)

2. Elementary Education.  
Less: Extra Receipts.

Total (net.)

3. Charges transferred from Local to Imperial Funds, and other Expenditure of a Local Character\*: (see below)  
(a) On Consolidated Fund.  
(b) Voted.

Less: Extra Receipts.

Total (net.)

Total Civil Services (net.)

**IV. CUSTOMS AND ISLAND REVENUE—**

Customs.  
Less: Extra Receipts.

Inland Revenue.  
Less: Extra Receipts.

(Total Customs and Inland Revenue (net).)

**V. SPECIAL SERVICES—**

TOTAL.

(\* Expenditure out of "Local Taxation Revenue.")

REAL TOTAL (net).

## THE NATIONAL DEBT.

Return showing the Amounts (Gross and Net) paid each year, from 1866, on Account of Interest and Management, and Repayment of Principal of the National Debt.

Financial Year ending 31st March.	GROSS EXPENDITURE.			SUNDRY RECEIPTS TO BE SET OFF.		NET EXPENDITURE.		Total of Columns 6 and 7.
	Issues on Account of Interest and Management.	Issues on Account of Capital (including New Sinking Fund from 1875).	Total Issues.	Against the Issues on Account of Interest and Management.*	Against the Issues on Account of Capital.	Representing Interest and Management.	Representing Repayment of Capital.	
	£	£	£	£	£	£	£	£
1866	24,673,482	1,662,042	26,335,524	145,933	4,013	24,527,549	1,662,029	26,189,578
1867	24,452,935	1,703,162	26,156,097	158,732	4,156	24,294,203	1,699,006	25,993,209
1868	24,423,872	2,220,218	26,644,090	152,788	4,302	24,271,084	2,215,916	26,487,000
1869	24,250,425	2,406,909	26,657,334	162,752	4,454	24,127,673	2,404,495	26,532,168
1870	24,642,503	2,499,039	27,141,542	162,401	4,610	24,490,102	2,494,429	26,984,531
1871	24,097,860	3,270,896	27,368,746	162,408	4,775	23,946,447	3,268,121	27,214,568
1872	23,936,527	3,076,127	27,062,654	162,507	4,944	23,834,030	3,071,184	26,905,204
1873	23,859,376	3,011,663	26,871,039	162,469	5,117	23,706,907	3,006,546	26,713,453
1874	23,639,917	3,179,171	26,819,088	151,990	5,298	23,487,967	3,173,873	26,661,840
1875	23,536,589	3,648,102	27,184,751	619,491	5,484	22,917,095	3,642,678	26,559,776
1876	23,394,114	4,113,020	27,507,134	757,574	5,678	22,636,540	4,107,342	26,743,882
1877	23,392,684	4,712,094	28,104,748	935,721	15,879	22,456,963	4,696,135	27,153,148
1878	23,569,161	5,050,987	28,620,148	1,166,814	66,887	22,402,347	4,984,100	27,386,447
1879	23,709,022	5,142,468	28,851,490	1,329,279	69,201	22,379,743	5,073,267	27,453,010
1880	23,658,252	5,287,109	28,945,361	1,419,331	71,724	22,238,921	5,215,685	27,454,606
1881	23,687,217	9,068,011	32,755,228	1,467,837	74,155	22,229,380	6,993,856	29,223,236
1882	23,365,395	6,437,032	29,802,427	1,446,225	76,793	21,919,170	6,360,239	28,279,409
1883	22,119,437	6,664,564	28,784,001	1,478,979	79,540	21,640,458	6,585,024	28,225,482
1884	22,984,692	6,769,919	29,754,611	1,426,365	82,296	21,557,707	6,667,623	28,245,330
1885	22,613,881	7,036,903	29,649,794	1,292,334	7,760	21,321,547	7,028,143	28,349,690
1886	22,300,832	1,252,511	23,553,343	1,476,250	165,534	20,824,532	1,086,677	21,911,259
1887	22,290,053	5,791,790	28,081,843	1,323,089	91,418	20,966,964	5,700,372	26,667,336
1888	21,245,762	5,079,925	26,325,687	367,561	94,612	20,857,990	4,985,313	25,843,304
1889	21,149,629	4,184,406	25,334,035	336,085	161,814	20,813,544	5,023,592	25,837,136
1890	20,038,964	5,292,397	25,331,361	354,441	178,846	19,684,519	5,113,651	24,798,070
1891	19,313,960	6,147,269	25,461,219	304,071	185,161	19,009,879	5,962,108	24,971,987
1892	18,518,519	6,505,541	25,334,100	307,316	191,699	18,511,243	6,313,842	24,825,085
1893	18,790,698	6,894,791	25,685,479	267,110	196,467	18,523,388	6,396,314	24,919,902
1894	18,614,155	6,860,915	25,475,070	220,873	206,474	18,393,282	6,655,441	25,048,723
1895	18,531,594	6,668,070	25,218,564	229,673	10,969	18,301,921	6,675,991	24,977,912
1896	17,970,872	7,310,571	25,281,443	201,965	11,367	17,768,887	7,296,205	25,065,092
1897	17,641,933	7,441,933	25,383,210	213,566	13,004	17,428,171	7,429,979	25,158,150
1898	17,736,563	7,730,561	25,529,129	193,598	12,284	17,604,970	7,718,277	25,323,247
1899	17,589,366	7,852,103	25,441,469	191,132	12,614	17,398,234	7,839,489	25,237,723
1900	17,599,898	6,137,896	23,737,704	189,361	13,058	17,410,477	6,124,806	23,535,285
1901	19,007,196	1,563,385	20,570,582	188,544	13,520	18,818,652	1,549,865	20,368,517
1902	21,070,477	1,850,707	22,721,184	212,933	13,997	20,857,494	1,836,710	22,494,204
1903	22,155,232	6,511,590	28,673,831	224,857	14,491	21,930,375	6,504,106	28,434,483
1904	21,518,020	7,517,038	29,035,056	231,559	15,003	21,286,661	7,502,033	28,788,694
1905	20,442,302	8,623,729	29,071,031	188,560	15,532	20,253,742	8,613,197	28,866,939
1906	20,627,374	10,461,396	31,088,680	188,983	16,092	20,438,411	10,445,224	30,883,635
1907	20,323,324	11,499,743	31,823,067	188,327	16,648	20,131,997	11,483,046	31,615,043

\* In Column 4, interest on Local Loans is included from 1874-75 to 1898-77, both inclusive, and interest on the purchase money of the Suez Canal Shares is included from 1876-77 to 1893-94, both inclusive. The redemption of the Debt created in connection with the purchase of the Suez Canal Shares having been completed in 1893-94, the receipts on account of the interest and Dividend on the Shares are, consequently, not set off against the Debt charges from that date.

## HOW THE PUBLIC MONEY COMES AND GOES.

### DETAILS OF INCOME. (From the "Finance Accounts.")

I.—CUSTOMS.		Establishment:—		£
<i>Finance Accounts, pages 20-21.</i>		Male Servants .. .. .		166,442
Net Receipts.*		Carriages .. .. .		564,872
EXPORT:—	£	Armorial Bearings .. .. .		73,122
Coal, &c. .. .. .	1,494,777	Locomotives on Highways .. .. .		24,189
IMPORT:—		Auctioneers, Appraisers, &c. .. .. .		93,652
Bear, Spruce, Mum, &c. .. .. .	1,796	Hawkers and Pedlars .. .. .		28,432
" of other sorts .. .. .	22,689	Dealers in Gold and Silver Plate .. .. .		66,368
Chicory .. .. .	44,900	Pawnbrokers .. .. .		28,520
Cocoa .. .. .	170,283	Other than the foregoing .. .. .		2,692
" Husks, Chocolate, &c. .. .. .	76,707	Local Taxation Penalties.. .. .		9,363
Coffee .. .. .	176,819			
Currants .. .. .	121,721			
Figs .. .. .	64,951			
Plums, Prunelloes, &c. .. .. .	54,932			
Prunes .. .. .	10,256			
Raisins .. .. .	215,859			
Spirits, Colonial and Foreign:—				
Kum .. .. .	2,489,796			
Brandy .. .. .	1,209,572			
Geneva .. .. .	240,480			
Other sorts .. .. .	327,811			
†Sugar:—				
Refined and Unrefined .. .. .	5,889,866			
Molasses and Glucose .. .. .	288,374			
Articles containing Sugar .. .. .	182,123			
†Tea .. .. .				
5,596,907				
†Tobacco and Snuff .. .. .				
13,316,018				
†Wine .. .. .				
1,239,985				
All other Articles .. .. .				
31,952				
Monies Deposited and not appropriated to Goods .. .. .				
285				
Charges on Deliveries from Bond .. .. .				
286				
From Duties collected at the Isle of Man, exclusive of Tea, Tobacco & Wine .. .. .				
50,059				
	£33,169,804			£18,968,763
Of which £32,930,000 was paid into Exchequer; £184,708 to Local Taxation Account, and £91,926 to Isle of Man.				
II.—EXCISE.		III.—ESTATE, &c., DUTIES.		£
<i>Finance Accounts, page 22.</i>		<i>Finance Accounts, page 23.</i>		
Duties:—		Estate Duty on Property of Persons Dying after 1st August, 1894 .. .. .		15,236,843
Beer .. .. .	13,070,933	Probate and Account Duty on Personal Property of Persons Dying before 2nd August, 1894 .. .. .		65,698
Spirits .. .. .	17,746,125	Temporary Estate Duty payable in like manner on:—		
Chicory .. .. .	986	Personalty .. .. .	4,210	
Coffee Mixture Labels .. .. .	1,746	Realty .. .. .	9,372	
Railways .. .. .	256,642	Legacy Duty .. .. .		2,989,434
Charges on Deliveries from Bond .. .. .	76	Succession Duty .. .. .		660,581
Glucose .. .. .	101,361	Corporation Duty .. .. .		42,631
Saccharin .. .. .	15,489			
Tobacco (Home grown) .. .. .	2,113			
Licences:—		IV.—STAMPS.		
Brewers .. .. .	7,424	Deeds and other Instruments not otherwise enumerated .. .. .		3,307,526
Spirits—Distillers and Rectifiers .. .. .	15,210	Deeds, &c.—Penalties .. .. .		5,784
Tobacco Manufacturers .. .. .	5,486	Bonds to Bearer and Substituted Securities .. .. .		251,533
Medicine (Patent) .. .. .	10,341	Companies' Capital Duty .. .. .		537,049
Beer and Cider, and Beer and Wine .. .. .	179,030	Receipts, Drafts, and other 1d. Stamps .. .. .		1,643,423
Spirits—Dealers .. .. .	160,069	Contract Notes (above 1d.) .. .. .		165,486
Spirits—Publicans and Grocers .. .. .	1,807,244	Loan Capital Duty .. .. .		25,108
Wines and Sweets .. .. .	75,014	Share Warrants .. .. .		109,422
Refreshment Houses .. .. .	10,159	Foreign Certificates .. .. .		32,541
Tobacco Dealers .. .. .	97,761	Bills of Exchange .. .. .		626,890
Dog .. .. .	647,692	Bankers' Notes and composition for Duties on Bank Bills and Notes .. .. .		110,922
Gun .. .. .	119,278	Cards .. .. .		24,167
Game .. .. .	200,000	Licences and Certificates .. .. .		175,646
		Life Insurances .. .. .		90,365
		Marine Insurances .. .. .		250,811
		Patent Medicines .. .. .		327,106
		Total Stamps .. .. .		27,963,726
		Of Net Produce £7,950,000 was paid into Exchequer.		

\* After deducting Drawbacks, Repayments, and Allowances.

† Including 42c Sugar; 430d Tea; 22,126 Tobacco, and 2550 Wine Duties collected in Isle of Man.

## IV.—LAND TAX.

Finance Accounts, page 24.

On Lands and Tenements .. ..	£	716,915
------------------------------	---	---------

## V.—HOUSE DUTY.

Inhabited House Duty .. ..	1,901,023
----------------------------	-----------

Total Land Tax and House Duty ..	£2,617,938
Paid into Exchequer—Land Tax ..	£710,000
House Duty, £1,890,000	

## VI.—INCOME TAX.

PROPERTY AND INCOME TAX:—

Schedule A, Lands, Tenements, &c. ..	8,100,555
.. B, Occupation of Lands, Tenements, &c. ..	223,244
.. C, Annuities, Dividends, &c. ..	2,136,760
.. D, Trades, Professions, &c. ..	18,316,250
.. E, Public Offices, Pensions, &c. ..	2,915,140

Total Property and Income Tax ..	£31,891,949
Paid into Exchequer, £31,600,000.	

## VII.—POST OFFICE.

Finance Accounts, page 25.

Postage Stamps sold by Postmasters, &c.	17,696,597
Ditto sold by Inland Revenue Department .. ..	263,152
Postage Collected by London and Country Postmasters .. ..	435,696
Ditto for Credit of Imperial Post Office by Foreign Offices .. ..	147,163
Ditto by Colonial Offices .. ..	51,244
Commission on Money Orders .. ..	153,713
Ditto on Postal Orders .. ..	415,041
Miscellaneous Receipts .. ..	45,617

	£19,208,223
<i>Deduct:—</i>	
Payments out of Receipts—	
Postages, &c., Refunded .. ..	29,499
To Inland Revenue Department .. ..	582,520
.. Railway Companies for Parcel Post ..	1,031,708
.. Postages Collected for Credit of Colonial Offices .. ..	175,482
.. Ditto Foreign Offices .. ..	263,136
	2,082,405

Net .. ..	£17,125,817
Paid into Exchequer, £17,170,000.	

## VIII.—TELEGRAPHS,

Finance Accounts, page 23.

Amount Received for Transmission of Telegraph Messages .. .. Gross	4,336,190
<i>Deduct:—</i>	
Payments to Cable Companies, &c. ..	536,060
To Telegram Monies Refunded, &c. ..	4,350
	540,400

Net .. ..	£4,295,790
Paid into Exchequer, £4,255,000.	

## IX.—CROWN LANDS.

Finance Accounts, page 28.

Amount Collected in England and Wales, Ireland, Scotland, Alderney, and the Isle of Man, to 31st March, 1906 .. ..	561,439
--	---------

Interest, Fines on Renewals of Leases, and Casual Revenues .. ..	£	39,723
Sales of Bark, Timber, &c. .. ..		36,874
Miscellaneous .. ..		16,714

	£674,750
<i>Deduct:—</i>	
Salaries and Allowances .. ..	14,799
Payments to Schools, Churches, &c., charged on the Land Revenue .. ..	952
Salaries, &c., in the Department of the Ranger of Windsor Park and Woods .. ..	2,597
Payments for Surveys, and for Repairs, &c., on Crown Estates, and for Taxes .. ..	79,435
Repairing and Maintaining Buildings, Walls, Fences, Roads, and for making Inclosures and Plantations, with Rates and Taxes .. ..	44,467
	£142,250
Net .. ..	£532,500

Paid into Exchequer, £520,000.

## X.—SUZ CANAL SHARES, &amp;c.

Finance Accounts, page 27.

<b>RECEIPTS SUZ CANAL SHARES—</b>	
Interest and Dividend received on 170,159 Ordinary Shares .. ..	1,021,728
Dividend on 6,443 " Actions de Jouissance" .. ..	32,300
	£1,054,028

(6,825 Shares were drawn and paid-off).

<b>RECEIPTS IN RESPECT OF LOANS—</b>	
Greek Loan .. ..	7,908
Fiji—Grant in Aid, part repayment ..	5,500
Crofter Colonisation do. do. .. ..	991
Wuchang Viceroy, Principal, £7,500; Interest, £1,665 .. ..	9,165
Liberian Government (Interest) .. ..	387
	£1,067,971

## XI.—MISCELLANEOUS REVENUE.

Finance Accounts, page 27.

Small Branches of the Hereditary Revenue .. ..	43,139
Bank of England .. ..	186,948
Contributions from Indian Revenues ..	1,027
Bankruptcy Act, 1883 .. ..	26,942
Companies (Winding-up) Act, 1890 .. ..	5,400
Expenses of Administration of Local Loans .. ..	39,677
Receipts by Civil Departments .. ..	35,157
Savings on Grants of Parliament, &c., and Over-issues Repaid .. ..	24,193
Isle of Man .. ..	10,060
Mint .. ..	535,392
Ordnance Factories Supplies—Suspense Account .. ..	12,773
Conscience Money .. ..	1,440
Casual Receipts .. ..	1,315

Fee, &c., Stamps .. ..	£945,095
	£96,000
<b>Total .. ..</b>	<b>£1,941,095</b>

## PUBLIC EXPENDITURE, 1906-1907.

I.—NATIONAL DEBT SERVICES.		(3) Treasury Bills—		£
<i>Finance Accounts, pages 38-42.</i>		For Supply .....		490,068
THE PERMANENT OR FIXED ANNUAL CHARGE.		Advances by Bank of England—		
I.—INTEREST ON FUNDED DEBT.		(4) On account of deficiency of income		1,016
	Of Britain.	of the Consolidated Fund .....		14,236
	Ireland.	(5) In aid of Ways and Means .....		
	£			
1. Perpetual Annuities—		<b>Total Interest of the Unfunded Debt..</b>		<b>£1,745,781</b>
(a) 2½ per Cent. Consols..	14,198,076	IV.—MANAGEMENT OF THE DEBT.		
(b) 2½ per Centa. (1905) ..	117,540	I.—FUNDED DEBT.		
(c) 2½ per Centa. ....	763,569	On the Unredeemed Public Debt as it		
		stood on 31st March, 1906.		
2. Government Debts to the		GREAT BRITAIN.		
Banks of England and		(a) Government Stocks .....	803,277,421	
Ireland at 2½ per Cent.	275,377	(b) Nominal capital value of		
	65,769	Annuities at 10 years' purchase	56,714,176	
<b>Total Interest, Funded Debt</b>	<b>£15,354,651</b>	.. 15 .. ..	4,187	
	<b>495,311</b>	(c) 2½ per Cent. War Loan (1906) ..	29,463,416	
	<b>£16,849,862</b>	(d) Local Loans Stock .....	66,306,020	
		(e) Guaranteed Land Stock .....	6,543,190	
			<b>£763,620,610</b>	
		IRELAND.		
II.—TERMINABLE ANNUITIES.		(a) Government Stocks .....	17,032,815	
1. Annuities for Life and Terms of Years—		2½ per Cent. War Loan (1906) ..	516,284	
(a) Life Annuities .....	1,414,078	(c) Local Loans Stock .....	1,797,926	
(b) Annuities for terms of		(d) Guaranteed Land Stock .....	6,543,190	
years .....	18,366		<b>£273,620,610</b>	
	1,432,443	Management of the above Funded Debt		
2. Red Sea and Indian Telegraph Co.'s		by Bank of England .....		170,278
Annuity, created in 1862 and		Ditto, by Bank of Ireland .....		5,266
expiring Aug. 4, 1908 .. ..	*20,000	Management of Unfunded Debt by Bank		
3. Annuities created by various Acts		of England .....		6,877
(a) Chancery Funds Annuity,		Manufacturing Exchequer Bonds .....		10
expiring 1906 ..	1,162,258	<b>Total Management of the Debt .....</b>		<b>£182,429</b>
(b) Savings Banks Annuities—		V.—NEW SINKING FUND.		
i. Expiring 1913 in lieu of An-		Amount issued to the National Debt		
nuities expiring 1901-2 ..	490,533	Commissioners .....		£5,962,021
ii. In lieu of £15,000,000 Stock		III.—OTHER CONSOLIDATED FUND		
cancelled, expiring 1924-5 ..	773,637	SERVICES.		
iii. Book Debt Annuities, in lieu		<i>Finance Accounts, pp. 43-71.</i>		
of £13,000,000 Book Debt		CIVIL LIST.		
cancelled, expiring 1924 ..	745,215	CIVIL LIST CHARGES as per Schedule to		
4. Minor Annuities—		the Act 1 Edw. 7 c. 4—		
(a) Trustee Savings Bank Deficiency		Class I.—Their Majesties' Privy Purse.		110,000
Annuity, created in 1861 and		Class II.—Salaries of H. M. Household		
expiring 1917 .....	83,878	and Retired Allowances .....		125,800
(b) Sinking Fund Annuity, created		Class III.—Expenses of H. M. Household		198,000
in 1864 to extinguish nominal		Class IV.—Works .....		20,000
increase to capital of debt		Class V.—Royal Bounty, Alms, and		
caused by the conversion of 2		Special Services .....		18,300
per Cent Stock into 2½ and 2¼		Class VI.—Unappropriated .....		8,000
per Cent Stock, expiring in 1934	15,547	<b>Total amount issued on account of</b>		
<b>Total Terminable Annuities .....</b>	<b>£4,789,306</b>	the Civil List .. ..		<b>£470,000</b>
III.—INTEREST OF THE UNFUNDED DEBT.				
(1) War Loan, £30,000,000 Stock or				
Bonds at 2½ per Cent.				
Great Britain .....	810,362			
Ireland .....	14,636			
	£825,000			
(2) Exchequer Bonds:				
Issued under Supplemental				
War Loan Act, 1904, at				
2 per Cent. ....	160,436			
Issued under Finance Act,				
1906, at 2½ per Cent. ....	254,375			
	414,861			

\* A moiety of the annuity is paid from Indian Revenue.



## ANNUITIES AND PENSIONS.

## \*ANNUITIES TO ROYAL FAMILY.

	£	£
H.R.H. George, Prince of Wales	20,000	
H.R.H. Victoria Mary, Princess of Wales	10,000	
H.R.H. Helena Augusta Victoria (Princess Christian)	6,000	
H.R.H. Louise Caroline Alberta (Duchess of Argyll)	6,000	
H.R.H. Arthur William Patrick Albert, Duke of Connaught and Strathearn	25,000	
H.I.H. Marie Alexandrovna, Duchess of Edinburgh	6,000	
H.R.H. The Duchess of Albany	6,000	
H.R.H. Beatrice Mary Victoria Feodore (Princess Henry of Battenburg)	6,000	
H.R.H. The Princess Augusta Caroline (Duchess of Mecklenburg Strzelitz)	3,000	
The Trustees for H.M. Daughters, from 23rd Jan., 1901	18,000	
		106,000

## \*PENSIONS FOR NAVAL AND MILITARY SERVICE.

	£	£
Lord Rodney (to all and every the heirs male to whom the title of Lord Rodney shall descend)	2,000	
† Earl Nelson (to all and every the heirs male to whom the title of Earl Nelson shall descend)	5,000	
Lord Seaton, for life	2,000	
Viscount Hardinge, for life	3,000	
Lord Raglan, for life	2,000	
‡ Viscount Gough, for life	2,600	
Lord Napier of Magdala, for life	2,000	
The heirs of the Duke of Schomberg (transferred from Gross Revenues in 1854). William III. was very generous with other people's money. This pension was originally for £4,000, but various portions have been commuted. The people to whom this £720 is now being paid are not in any way connected with the Schomberg family	720	
		18,720

## PENSIONS FOR POLITICAL AND CIVIL SERVICES.

## First Class (under Act of 1869).

Rt. Hon. Viscount Cross	2,000	
Rt. Hon. Lord George Hamilton	2,000	
<i>Second Class.</i>		
Rt. Hon. Henry Chaplin	1,200	
Rt. Hon. Sir John E. Gorst	1,200	
Rt. Hon. Lord Balfour of Burleigh	1,200	
Rt. Hon. Gerald W. Balfour	1,200	
		8,800

## ANNUITIES AND PENSIONS.—Continued.

	£	£
Countess of Mays, widow of the late Governor-General of India	1,000	
Rt. Hon. Viscount Peel late Speaker House of Commons	4,000	
Rt. Hon. Viscount Selby, late Speaker House of Commons	4,000	
Sir C. L. Ryan, late Comptroller and Auditor-General	1,333	
		£10,333
		£19,133

## PENSIONS FOR JUDICIAL SERVICES.

England	51,523	
Scotland	22,971	
Ireland	12,574	
		87,068

## COMPENSATIONS, COURTS OF JUSTICE.

For abolition of Office, &c. (England)	8,506	
Ditto, ditto (Ireland)	90	
		8,596

## MISCELLANEOUS PENSIONS.

	£	£
Pensions formerly on the Civil List of George IV. :—		
Brooksbank, Elizabeth	300	
Clutterbuck, Eliza	28	
Pennell, Rosamund H. E. (Lady Barrow), died 9th Jan., 1900	3	
		331
Pensions formerly on the Civil List of William IV. :—		
Faley, Charlotte	200	
Ponsetts, Sophia M.	25	
Winthrop, Maria R., and George T. S.	200	
		425
Retired Allowances to members of Her late Majesty's Household		18,184
Civil List Pensions Granted under the Civil List Act, 1837		18,475
Granted under the Civil List Act, 1901		6,536
Total issued for Annuities and Pensions from Consolidated Fund		£283,470

## SALARIES AND ALLOWANCES.

Rt. Hon. Jas. Wm. Lowther, Speaker	5,000
J. A. Kempe, C.B., Comptroller and Auditor General	2,000
H. J. Gibson, C.B., Assistant Comptroller and Auditor General	1,500
Scottish Clergy - Augmentation of Stipends	17,040
Highland Schools, Allowances to School Boards of certain parishes	809
Clergy, West Indies (Salaries of the Ecclesiastical Establishment)	740
Inspectors of Anatomy (and Expenses)	1,459
Compensations under Copyright Act to King's Inn Library, Dublin, £433; Sion College, £364	797

\* Some of these annuitants and pensioners also receive pay from military and naval votes.

† While it may be a grateful act on the part of Parliament to enact that anyone who has done signal service to the nation should receive an amount sufficient to keep them and their children in comfort, there is no sense in making these pensions perpetual.

‡ Is also in receipt of a salary of £1,150 as Minister Resident at Dresden and Coburg.

SALARIES AND ALLOWANCES.—Continued.		COURTS OF JUSTICE.—Continued.	
Salaries formerly charged on the Hereditary Revenues of Scotland, viz.:		POLICE COURTS—Stipendary Magistrates. £	
The High Commissioner to General Assembly of the Church of Scotland	2,000	Metropolis (one at £1,800 and 24 at £1,500 per annum) and Chatham (£700)	38,847
The General Assembly, Church of Scotland, for Itinerant Preachers	2,000	COURTS OF JUSTICE.—SCOTLAND.	
The Procurator for Salaries of Officers, Church of Scotland	1,100	COURT OF SESSION.	
Six Trumpeters	101	Rt. Hon. A. G. Murray (Baron Dundedin), Lord Justice General and President	£ 5,000
Hereditary Keeper, and Deputy Keeper Holyrood House	96	Rt. Hon. Sir J. H. A. Macdonald (Lord Kingsburgh) Lord Justice Clerk and President of the Second Division	4,800
Officers of the Order of the Thistle	424	John M'Laren (Lord M'Laren) Judge	3,600
Henry de Nassau, Lord D'Auverquerque Fort of Hillsborough (Ireland) Pay of Wardens, &c.	376	Rt. Hon. Lord Kinnear	3,600
Grants to Sundry Colleges, Churches, &c., England, Wales, and Scotland	619	William Mackintosh (Lord Kyliachy)	3,600
Allowances to Lord Mayor and Citizens of Dublin	714	M. T. Stormonth-Darling (Lrd Stormonth-Darling) Judge	3,600
Lord Lieutenant of Ireland	20,000	Alexander Low (Lord Low)	3,600
Queen's Colleges, Ireland	21,000	Rt. Hon. Sir C. J. Pearson (Lord Pearson)	3,600
Miscellaneous	40	Andrew Jameson (Lord Ardwall)	3,600
<b>Total Salaries and Allowances from Consolidated Fund</b>	<b>£78,088</b>	David Dundas (Lord Dundas)	3,600
COURTS OF JUSTICE.		Henry Johnston (Lord Johnston)	3,600
SALARIES.		Charles Kincaid Mackenzie (Lord Mackenzie)	3,600
LORDS OF APPEAL IN ORDINARY—		Edward Theodore Salvesen (Lord Salvesen)	3,600
Rt. Hon. Lord Macnaghten, G.C.M.G.	6,000	SHERIFFS OF COUNTIES.	
Rt. Hon. Lord Davey	6,000	Crawford, Donald, Aberdeen, Kincardine, and Banff	1,000
Rt. Hon. Lord Robertson	6,000	Alex. L. McLure, Argyll	700
Rt. Hon. Lord Atkinson	6,000—24,000	*Brand, David, Ayr	700
JUDICIAL COMMITTEE OF PRIVY COUNCIL—		McLennan, J. F., Caithness Orkney, and Shetland	775
Rt. Hon. Sir A. Wilson, K.C.I.E.	800—800	Fleming, Jno. A., Dumfries and Galloway	760
SUPREME COURT OF JUDICATURE.		Younger, R. T., Fife and Kinross (to 30th June, 1906)	400
HIS MAJESTY'S COURT OF APPEAL—		Cullen, Wm. Jas., do., do., £800 a year (from 9th July, 1906)	383
Salaries £5,000 a year	£25,000	Johnston, C. N., Perth	750
MASTER OF THE ROLLS—		Ferguson, J., Forfar	1,000
Rt. Hon. Sir R. Henn Collins	6,000—31,000	Wilson, Jno., Inverness, Elgin, and Nairn	800
H.M. HIGH COURT OF JUSTICE.		Guthrie, Wm., Lanark	2,000
Chancery Division—		C. C. Machonochie, The Lothians and Peebles	1,800
Rt. Hon. Lord Loreburn, Lord Chancellor, President £6,000, the other Judges £5,000 a year	35,966	† Cheyne, Sir Jno., Renfrew and Bute (£800), and Convener of the Sheriffs (£250)	850
KING'S BENCH DIVISION—			
Rt. Hon. Lord Alverstone, G.C.M.G., Lord Chief Justice, President, £8,000, the other Judges, £5,000 a year	78,000		
PROBATE, DIVORCE, AND ADMIRALTY DIVISION—			
Sir J. G. Barnes, President	5,000		
Sir H. B. Donne, Justice	6,000 10,000		
COUNTY COURT JUDGES			
(The Salary of a County Court Judge is £1,500)	82,101		

§ This pension was granted by William III., in 1694. It was originally for £2,000, and was granted to Henry de Nassau, Lord D'Auverquerque, his heirs and assigns for ever, in consideration of his many and faithful services. The grant was made in consideration of these general services for the simple reason that no special service or services could be given as a reason for the grant. Lord Grantlath was simply a political adherent of William III., and it was to reward his services to that monarch that posterity was bound—so long as they were fools—to pay £2,000 a year to Lord Grantlath's heirs. Lord Cowper, to whom four-fifths of this annuity was paid, commuted his portion in 1824 for £50,000, leaving £375 less, which is still paid annually.

\* In addition to £1,200 per annum as Chairman of the Cyffers' Commission.

† Also received of compensation allowance of £66 7s. 6d. for loss of emoluments.

‡ In addition to £200 as Procurator of the Church of Scotland.

COURTS OF JUSTICE.—Continued.		MISCELLANEOUS SERVICES. £	
Guthrie, C. J., Ross, Cromarty, and Sutherland .. .. .	£ 700	Annuities under the Russo-Dutch Loan Act, 1891 (Final payment) .. .. .	43,554
Lees, J. McKie, Stirling, Dumbarton, and Clackmannan .. .. .	800	Interest on Exchequer Bonds issued under the Cunard Agreement (Money) Act, 1904 .. .. .	39,000
Chisholm, Jno., Roxburgh, Berwick, Selkirk .. .. .	750	Towards the support of Greenwich Hospital .. .. .	4,000
Watt, G., Sheriff of Chancery .. .. .	500	Receiver-General Duchy of Lancaster, Annuity in lieu of Prissage and Butlerage on Wines imported into that County .. .. .	803
	14,808	Receiver-General Duchy of Cornwall, Compensation for loss of Duties on the Coinage of Tin .. 16,217—	17,020
Sheriff's Substitute .. .. .	39,550	Annuity to H. M. Commissioners of Woods (Public Offices Site Act, 1882) .. .. .	16,244
Macmillan, J., Sheriff's Clerk .. .. .	250	Annuities for 10 years to redeem Perpetual Pensions and Payments .. .. .	777
		Annuity under Indian Army Pension Deficiency Act, 1885 .. .. .	215,000
		Total Miscellaneous Services .. .. .	£335,594
COURTS OF JUSTICE—IRELAND.		Local Taxation Contributions—	
SUPREME COURT OF JUDICATURE.		Increased Agricultural Grant under Section 1 of the Local Taxation Account (Scotland) Act, 1898 .. .. .	
HIS MAJESTY'S COURT OF APPEAL— £ £		Exchequer Contribution to Ireland under the Land Purchase (Ireland) Act, 1891 .. .. .	
*The Hon. Gerard Fitzgibbon, Lord Justice .. .. .	4,000	Agricultural Grant under Section 48 of the Local Government (Ireland) Act, 1898 .. .. .	
*The Rt. Hon. Hugh Holmes, Lord Justice .. .. .	4,000— 8,000	Under Section 58, 1 (a) of Local Government (Ireland) Act, 1898, for equivalent of Local Taxation Licenses 1898-99 .. .. .	
		Under Section 58, 1 (b) of Local Government (Ireland) Act, 1898 .. .. .	
		1,157,238	
HIGH COURT OF JUSTICE.		SUPPLY SERVICES.	
CHANCERY DIVISION—		Finance Accounts, pp. 72.	
The Rt. Hon. S. Walker, Bart., Lord Chancellor, President .. .. .		MILITARY AND NAVAL.	
The Rt. Hon. Sir A. M. Porter, Bart., Master of the Rolls (to 19th Oct., 1906) .. .. .		Army .. .. .	
The Rt. Hon. R. E. Meredith, Master of the Rolls, £4,000 a year (from 24th Oct., 1906) .. .. .		Ordnance Factories .. .. .	
*The Hon. D. P. Barton, Justice .. .. .		Navy .. .. .	
The Rt. Hon. John Ross, Justice .. .. .		Total Military and Naval Services .. .. .	
KING'S BENCH DIVISION—		27,784,900	
The Rt. Hon. Baron O'Brien, Lord Chief Justice .. .. .		100	
*The Rt. Hon. Christopher Palles, Lord Chief Baron of the Exchequer .. .. .		31,434,000	
*The Hon. W. M. Johnson, Justice .. .. .		£59,199,000	
*The Rt. Hon. John G. Gibson, Justice .. .. .			
*The Rt. Hon. D. H. Madden, Justice .. .. .			
*The Rt. Hon. W. D. Andrews, Justice .. .. .			
*The Rt. Hon. Walter Boyd, Justice .. .. .			
The Rt. Hon. W. Kenny, Justice .. .. .			
*The Rt. Hon. G. Wright, Justice .. .. .			
LAND COMMISSIONER—		CIVIL SERVICES.	
Hon. R. E. Meredith, First Judicial Commissioner (to 23rd Oct., 1906) .. .. .		CLASS I.—PUBLIC WORKS AND BUILDINGS.	
The Hon. Jas. Owen Wylie, First Judicial Commissioner, £3,500 a year (from 24th Oct., 1906) .. .. .		GREAT BRITAIN.	
**Rt. Hon. F. S. Wrench, Commissioner .. .. .		Royal Palaces and Marlborough House .. .. .	
The Hon. Gerald Fitzgerald, Commissioner .. .. .		Osborne .. .. .	
S. J. Lynch, Commissioner .. .. .		Royal Parks and Pleasure Gardens .. .. .	
		Houses of Parliament (Buildings) .. .. .	
		Public Buildings .. .. .	
		Miscellaneous Legal Buildings, Ct. Brit. .. .. .	
		Revenue Departments (Buildings) .. .. .	
		Surveys of United Kingdom .. .. .	
		Science and Art Department (Buildings) .. .. .	
		Harbours, &c., under the Board of Trade .. .. .	
		Peterhead Harbour .. .. .	
		Rates on Government Property, U.K. .. .. .	
		65,796	
		14,384	
		107,791	
		63,322	
		503,911	
		63,419	
		569,744	
		26,100	
		86,900	
		8,780	
		31,393	
		610,371	
		IRELAND.	
		Public Works and Buildings .. .. .	
		Railways .. .. .	
		191,036	
		63,545	

† See also above.

\*\* Also received £500 from Vote for Land Commission.

\* Receive also Circuit expenses.

## Public Expenditure.

69

CIVIL SERVICES—Continued.		CIVIL SERVICES—Continued.	
ABROAD.		£	
Diplomatic and Consular Buildings ..	102,794	Dublin Metropolitan Police (including Police Courts) .. .. .	92,482
<b>Total Class I.</b> .. .. .	<b>£2,669,308</b>	Constabulary .. .. .	1,298,300
<b>CLASS II.—SALARIES AND EXPENSES OF CIVIL DEPARTMENTS.</b>		Prisons .. .. .	106,057
<b>ENGLAND.</b>		Reformatory and Industrial Schools ..	109,707
House of Lords Offices .. .. .	15,231	Dundrum Criminal Lunatic Asylum ..	7,515
House of Commons Offices .. .. .	33,380	<b>Total Class III.</b> .. .. .	<b>£3,773,296</b>
Treasury, &c. .. .. .	96,337	<b>CLASS IV.—EDUCATION, SCIENCE, AND ART.</b>	
Home Office, &c. .. .. .	184,433	<b>ENGLAND.</b>	
Foreign Office, &c. .. .. .	60,613	Board of Education .. .. .	13,196,100
Colonial Office, &c. .. .. .	52,509	British Museum .. .. .	169,411
Privy Council Office, &c. .. .. .	10,496	National Gallery .. .. .	15,352
Board of Trade, &c. .. .. .	235,883	National Portrait Gallery .. .. .	6,619
Board of Agriculture .. .. .	127,988	Wallace Gallery .. .. .	6,571
Charity Commission, &c. .. .. .	30,225	Scientific Investigations, &c. (U.K.) ..	57,093
Civil Service Commission .. .. .	34,951	Universities and Colleges (Great Britain) and Intermediate Education (Wales) ..	200,400
Exchequer and Audit Department ..	60,997	<b>SCOTLAND.</b>	
Friendly Societies Register (U.K.) ..	8,457	Public Education .. .. .	1,889,014
Local Government Board .. .. .	222,811	National Gallery .. .. .	5,768
Lunacy Commission .. .. .	15,539	<b>IRELAND.</b>	
Mercantile Marine Services .. .. .	85,187	Public Education .. .. .	1,392,035
National Debt Office .. .. .	12,883	Endowed Schools Commissioners ..	896
Public Works Loan Commission ..	1,468	National Gallery .. .. .	3,300
Record Office .. .. .	24,424	Queen's Colleges .. .. .	4,861
Mint, including Coinage .. .. .	—	<b>Total Class IV.</b> .. .. .	<b>£16,946,420</b>
Registrar General's Office .. .. .	39,906	<b>CLASS V.—FOREIGN AND COLONIAL SERVICES.</b>	
Stationery, &c., United Kingdom ..	719,542	Diplomatic and Consular Services ..	537,600
Woods, Forests, &c., Office of ..	19,455	Colonial Services, including South Africa ..	1,224,411
Works and Public Buildings, Office of ..	78,417	Subsidies to Telegraph Companies ..	79,497
Secret Service .. .. .	44,427	Cyprus, Grant-in-aid .. .. .	28,000
<b>SCOTLAND.</b>		Treasury Chest .. .. .	14,442
Secretary of Scotland's Office .. ..	82,548	<b>Total Class V.</b> .. .. .	<b>£1,883,950</b>
Fishery Board .. .. .	18,430	<b>CLASS VI.—NON-EFFECTIVE AND CHARITABLE SERVICES.</b>	
Lunacy Commission .. .. .	5,925	Superannuations & Retired Allowances ..	645,816
Registrar General's Office .. .. .	4,403	Miscellaneous Charitable Allowances ..	1,505
Local Government Board .. .. .	15,948	Hospitals and Charities (Ireland) ..	17,144
<b>IRELAND.</b>		Savings Banks and Friendly Societies' Deficiencies .. .. .	118,705
Lord Lieutenant's Household .. ..	4,498	<b>Total Class VI.</b> .. .. .	<b>£783,170</b>
Chief Secretary's Office .. .. .	26,210	<b>CLASS VII.—MISCELLANEOUS.</b>	
Department of Agriculture .. .. .	186,461	Temporary Commissions .. .. .	52,944
Charitable Donations & Bequests Office ..	2,008	Repayments to Civil Contingencies Fund ..	22,956
Local Government Board .. .. .	59,325	Miscellaneous Expenses .. .. .	13,863
Public Works Office .. .. .	28,683	Repayment to Local Loans Fund ..	57
Record Office .. .. .	5,332	Irish Development Grant .. .. .	185,000
Registrar General's Office .. .. .	11,627	Milan Exhibition .. .. .	10,000
Valuation and Boundary Survey .. ..	17,529	Inter-Parliamentary Conference ..	4,000
<b>Total Class II.</b> .. .. .	<b>£2,643,536</b>	Expenses under Unemployed Workmen Act, 1905 .. .. .	140,000
<b>CLASS III.—LAW AND JUSTICE.</b>		<b>Total Class VII.</b> .. .. .	<b>£418,322</b>
<b>ENGLAND.</b>		<b>Total Civil Services.</b> .. .. .	<b>£29,115,000</b>
Law Charges .. .. .	65,198	<b>REVENUE DEPARTMENTS.</b>	
Miscellaneous, Legal Expenses .. ..	48,114	Consolidated Fund .. .. .	834,000
Supreme Court of Judicature .. ..	317,164	Inland Revenue .. .. .	2,245,000
County Courts .. .. .	41,878	Post Office .. .. .	—
Police (England and Wales) .. .. .	37,595	Telegraph Service .. .. .	16,583,000
Prisons (England and the Colonies) ..	692,942	Packet Service .. .. .	—
Reformatory and Industrial Schools (Great Britain) .. .. .	235,685	<b>Total Revenue Departments.</b> .. ..	<b>£19,572,000</b>
Broadmoor Criminal Lunatic Asylum ..	37,196	<b>SUMMARY.</b>	
<b>SCOTLAND.</b>		Consolidated Fund .. .. .	31,336,250
Law Charges and Courts of Law .. ..	78,406	Naval and Military Services .. ..	59,199,000
Register House, Edinburgh .. .. .	41,951	Civil Services .. .. .	29,115,000
Crofters Commission .. .. .	4,323	Revenue Departments .. .. .	19,572,000
Prisons .. .. .	86,976	<b>Total.</b> .. .. .	<b>£139,415,250</b>
<b>IRELAND.</b>			
Law Charges and Criminal Prosecutions ..	61,461		
Supreme Court of Judicature and other Legal Departments .. .. .	190,942		
Land Commission .. .. .	188,076		
County Court Officers, &c. .. .. .	166,723		

## THE TAXATION OF LAND VALUES.

---

The fate of the Government depends upon its finance; if Mr. Asquith will only carry out the policy advocated by the Financial Reform Association during the past sixty years he will earn a great name for himself and confer incalculable benefits upon the nation. We make the assertion with confidence, for every time an instalment of that policy has been carried into legislation it has proved a thorough success. There is no statesmanship in filching a bit of their wealth from the wealthy, because they are wealthy, and giving it to the poor, because they are poor. If our social system is such that a few are enabled to secure great wealth at the expense of the masses, who are thus deprived of the rightful product of their labour, then what is wanted is not a Graduated Income Tax, but a reform of the system that permits or involves the injustice. Now, there is one method of taxation that will provide sufficient revenue to admit of the people being relieved of the great burden imposed by our system of Indirect Taxation; that will admit of the abolition of the Sugar Tax, the duties on tea, coffee, cocoa, &c., and even of that on tobacco. This will vastly reduce the proportion of the wage that has now to be expended on food, and the sum saved will be spent upon other articles, and thus a great impetus will be given to the manufacture of clothing, furniture, or whatever form of purchase this expenditure may take. At the same time the very imposition of the tax will assist in the easy production of wealth, and ensure its proper distribution. We need hardly say we refer to the Taxation of Land Values.

### What are Land Values?

What is meant by the Taxation of Land Values? It means taking for the use of the people all, or a portion of, that value they by their presence and industry add to the land upon which they live and work. Thus it is not taking from a landowner anything he has created, but simply taking for the people a something they themselves have created but which the landowner at present confiscates to his own use. Nor is it a value that has been created in the past; it is a value that is being created from day to day, and which would at once disappear if all the people were to leave the land and emigrate.

This is evident from the fact that the most valuable land is that where there are the greatest number of people congregated. In regard to our town landowners, can anyone be so foolish as to assert that they are the cause of the great value of the land? Let the people emigrate, or remove to a distance, and the value of the land departs at the same time. Let the landowners emigrate, and the value of the land still continues to grow

with the growth of the population. As the late Mr. Henry George said, in "The Condition of Labour"—

"Consider the enormous value of land in such cities as compared with the value of land in sparsely-settled parts of the same country. To what is this due? Is it not due to the density and activity of the populations of those cities—to the very causes that require great public expenditure for streets, drains, public buildings, and all the many things needed for the health, convenience, and safety of such great cities? See how, with the growth of such cities, the one thing that steadily increases in value is land; how the opening of roads, the building of railways, the making of any public improvement, add to the value of the land. Is it not clear that here is a natural law, that is to say, a tendency willed by the Creator? Can it mean anything else than that He who ordained that State with all its needs, has, in the values which attach to land, provided the means to meet those needs?"

Land is in a different category to anything else. It is on land we live, move, and have our being; it is absolutely necessary to us. Further, it is from land, and from land only, that man by his labour produces wealth in all its forms. This wealth (including that form of wealth called "Capital") may be destroyed by an earthquake or fire; yet, in a short time, man, by applying his labour to land, produces fresh capital and wealth generally to take the place of that destroyed. By force or fraud or both, in the past, a few thousand people appropriated all the land of this country to themselves and their descendants, and compelled the rest of the nation to pay them tribute for permission to live on "Our Native Land."

#### Mr. Balfour on Taxation of Land Values.

The methods by which the ancestors of the present landowners obtained the land will not bear any scrutiny. Many of these actions deserved not rewards but the halter, or their perpetrators being driven from decent society. But even though they had been rewards for good actions, no one had the right in the past to sell the liberties of the people of the present day. Yet Mr. Arthur Balfour characterises taking for the use of the people that value they themselves have created as "combining more dishonesty of purpose and more confusion of intellect than any economic or social plan which has ever been devised by even the wildest social speculator." That is the opinion of Mr. Balfour, the landowner, upon a scheme which was supported by a majority of members in the Conservative Parliament, of which Mr. Arthur Balfour was Premier. Why did he not rebuke his own followers at the time?

Mr. Balfour went on to say "No socialist is such a fool as to draw a distinction between property in land and any other form of capitalised wealth." It is this jumbling up of land and wealth in one that has caused the economic confusion. The primary factors of production are two—Land and Labour. These produce Wealth. That portion of Wealth that is used to assist in the production of more Wealth is called Capital. But although Capital is so useful that it is included as one of the factors of production, yet it is not a primary factor, but is itself a product of the union of Land and Labour. Land and Capital cannot produce Wealth without the assistance of Labour. Labour and Capital cannot produce Wealth without Land. But Land and Labour are sufficient to produce Wealth in all its forms, for they soon produce the capital necessary to assist them.

**Benefits of Taxing Land Values.**

Moderate Taxation of Land Values will in the first place supply sufficient revenue to allow the Chancellor of the Exchequer both to make reforms in our taxation, and give the necessary funds for Education, Old-age Pensions, and other pressing social reforms. And, by the very process of finding that revenue, it will bring such pressure to bear upon those who are keeping land out of use, or put to an inferior use from that for which it is wanted, as will compel them to loosen their hold and allow the land necessary for all to be used by all.

An interesting discussion has been going on in the columns of the *Morning Leader* lately on this question, especially in regard to what is the value of the land apart from improvements. Mr. Chiozza Money, M.P., a clever statistician, argued that the total rental of the landowners was only £100,000,000 a year, and that the taxation of land values was a very trifling reform. This hundred millions is the amount he gives in his book, "Riches and Poverty," and we there have the method by which he arrives at the sum. But Mr. Money does not perceive that there is a vast difference between the value of the land and the amount of rent received by the landowners. It is a matter of complaint that the land is not put to the use for which it is needed; that people are not allowed to use it; consequently the amount of the "Landlord's Toll" by no means represents the value the land would have if put to its proper use.

Further, Mr. Money does not always perceive the difference between interest and rent. He asserts that the capitalist exacts a far greater toll than the landowner, and quotes, as an instance, from the prospectus of a gas company. The company anticipates an income of £10,563, while the whole cost of working is only estimated at £5,003, thus leaving a net profit of £5,560, or over 50 per cent. But how is this profit obtained? £8,750 is derived from the sale of 30,000,000 cubic feet of gas at 5s. 10d. per 1,000 cubic feet. But that is an exorbitant price. It is quite evident that at least half of the 5s. 10d. is due to the monopoly the company possesses of supplying that district with gas. Now the monopoly of a gas or water company is purely a land monopoly, owing to the fact that opposition companies cannot lay down competing sets of pipes in the same roads and streets. If gas could be delivered at houses in cans like milk, competition would soon bring down the price. So that out of this £8,750 no less than half is a land rent charged the unfortunate residents; and the £5,560 is not profit of capital, but £1,185 profit on capital, and £4,375 landlord's toll. There are many other instances that could be given of concerns that are put down as yielding interest to capitalists that ought in reality to be regarded as portions of the land monopoly.

**Estimated Value of Land in the United Kingdom.**

It is, of course, impossible to give more than a mere approximation of the value of the land of the United Kingdom apart from houses, &c. There are no real statistics to guide us. The Income Tax returns, for instance, refer to land yielding an income, and deal with income; Local Taxation is based upon occupancy, and land unused, or put to an inferior use than that for which it is fitted, is inadequately rated. In regard to agricultural land, the prices charged and paid by small occupiers show that if agricultural land were let in lots to suit cultivators, a far higher rent would be secured. We may, therefore, allow land kept out of use

ASSESSMENT, LAND AND BUILDINGS, NEW YORK.

(Specimen Extract from Assessment Roll.)

West Side Sixth Avenue, Nineteenth to Twentieth Street.

Owner or Occupant.	Description of Property.			Street No.	Ward, Lot or Map No.	Value of Real Estate, Unimproved.	Value of Real Estate with Improvements Thereon.
	Size of Lot.	Stories High					
Wm. B. Astor .....	184	x 233.8	8	305, 319	N.W.C. 37	\$1,700,000	\$2,730,000
					S.W.C.		

South Side Twentieth Street, Sixth to Seventh Avenue.

J. D. Sturtevant.....	25	x 92	3	120	54	\$32,000	\$34,000
J. Wittner.....	25	x 92	5	122	55	32,000	38,000
Hugh O'Neill.....	75	x 92	3	124, 128	56	100,000	120,000
J. Abberly.....	25	x 92	5	130	59	26,000	30,000
Louis Haims.....	25	x 92	6 1/2	132	60	28,000	40,000
Geo. J. Humphrys.....	25	x 92	5 1/2	134	61	28,000	43,000
Public School.....	110.4	x 92	3, 4	140, 146	66	115,000	Exempt.
Henry White.....	44	x 94	5	148, 150	67	36,000	55,000
Henry White.....	18	x 94	5	152	69	14,000	21,000
E. J. Beardon.....	17.8	x 94	5	154	70	14,000	21,000
Wm. S. Patten.....	17.6	x 94	5	156	71	14,000	21,000
Martha Renner.....	17.8	x 94	5	158	72	14,000	21,000
Geo. Ehret.....	18	x 94	5	160	73	14,000	21,000
Timothy Donovan.....	23	x 94	2, 5	162	74	14,000	18,000

Section 3, Volume 2, Block No. 796.

Between Seventh and Sixth Avenues; Between Twentieth and Twenty-first Streets.

East Side Seventh Avenue, Twentieth to Twenty-first Street.

N.E.C.							
J. Bruner.....	46	x 80	4, 3	171, 173	1	\$37,000	\$45,000
J. Grave.....	23	x 80	4	175	3	15,000	18,000
A. Moll.....	23	x 80	4	177	4	15,000	18,000
P. Goelt.....	23	x 85	1	179	76	15,500	16,000
P. Goelet.....	23	x 85	2	181	75	15,500	16,500
Almy G. Gallatin.....	23	x 85	2	183	74	15,500	16,500
Almy G. Gallatin.....	23	x 85	2	185	73	23,000	26,000
S.E.C.							

North Side Twentieth Street, Seventh to Sixth Avenue.

Fred Neumer.....	26	x 92	4	161	5	\$13,000	\$15,000
Fred Neumer.....	26.1	x 92	4	159	6	17,000	20,000
Fred Neumer.....	26	x 92	3	157	7	13,000	16,000
Fred Neumer.....	26	x 92	3	155	8	14,500	17,000
Fred Neumer.....	26	x 92	2	153	9	14,000	16,000
Fred Neumer.....	26	x 92	3	151	10	16,000	20,000
Fred Neumer.....	26	x 92	4	149	11	16,000	22,000
Fred Neumer.....	26	x 92	3	147	13	16,000	21,000
Fred Neumer.....	26	x 92	3	145	13	16,000	21,000
Adolph Neumer.....	26	x 92	3	143	14	16,000	19,000
Anton L. Oesen.....	26	x 92	6	141, 135	16	110,000	170,000
Wm. A. Hall.....	26	x 92	3	133	19	24,000	28,000
Wm. A. Kate.....	26	x 92	3	131	20	24,000	28,000
J. M. Levey.....	26	x 92	3	129	21	24,000	28,000
G. D. L. Harrison.....	26	x 92	3	127	22	24,000	28,000
Hugh L. O'Neill.....	26	x 92	3	125	23	24,000	28,000
Hugh L. O'Neill.....	26.4	x 92	3	123	24	24,000	28,000



or put to inferior uses to go against the value of recent improvements, and take agricultural land at its Income Tax valuation, viz., £52,000,000.

In regard to town lands, we have the same thing in an aggravated form. In New York the actual assessment of the separate values of land and buildings over the whole city has shewn that land values are 60 per cent. of the total for land and buildings. In the heart of the City the proportion is much greater; in the Borough of Manhattan the land value is 66 per cent.; in The Bronx, 53 per cent.; in Brooklyn, 38 per cent.; in Queens, 52 per cent.; and in Richmond, 40 per cent. Total for City of New York, 59.8 per cent. If we value London land at the same rate as New York, viz., 60 per cent. of total of Income Tax valuation for both land and houses; Lancashire, Yorkshire, Middlesex, and Essex at 40 per cent.; and the houses in the rest of the kingdom at 25 per cent., we have value of land in London 60 per cent. of £46,019,333, or £27,612,000; Lancashire, Yorkshire, Middlesex, and Essex, 40 per cent. of £53,020,000, or £21,208,000; land value portion of house property in rest of kingdom, 25 per cent. of £106,447,000, or £26,612,000. Total for Town Land Values, £74,432,000.

Then we have the profits of Railways, Mines, Gas Works, Ironworks, Waterworks, Canals, Quarries, Tolls, Springs, Shooting Rights, all to a large extent Land Values, amounting to £82,338,000; taking one-eighth we have £10,300,000. At the present prices of coal and ironstone, the Royalties, Dead Rents, Mine Rents, Wayleaves, Airleaves, &c., will come to over £10,000,000 on the quantity of these minerals turned out last year. Then it must be remembered these values are all less Rates, and if the rates were paid from some outside source the rents would be raised so as to absorb the amount so saved. Thus the amount raised in Rates must be added to these land values. Thus we have—

Agricultural Land .....	£52,000,000
Building Land .....	74,000,000
Mint Rents, Royalties, &c. ....	10,000,000
Railways, Mines, &c. ....	10,000,000
Rates, Tolls, &c. ....	70,000,000
	£216,000,000

None of these items will bear much scrutiny, either by those who think the amount ought to be less or those who think it ought to be more, but it will serve as a basis for calculation.

We thus perceive that in times of peace the land value of the kingdom amounts to more than the cost of government, both local and national; therefore, both the Local Authorities and the Chancellor of the Exchequer could avail themselves of the new source of revenue. The tax ought to be both local and national. But the economic effects of taxing land values would be far greater than the financial. The tax would break down the Land Monopoly, which exercises such a baneful influence upon the welfare of the people, for it lowers wages, causes over-crowding in towns, sweating, and, briefly, is the root of almost all the economic evils we suffer from. It is necessary, therefore, that the tax should be extended to all land, and not confined, as many seem to think it should be, to town lands. Agricultural, town, and mineral lands should all be subjected to the tax if we are to alter the present system, by which labour is deprived of its proper reward.

Let us illustrate this. Let us imagine an island on the poorest land (F) of which labour will get a bare subsistence; on the next higher grade (E) the same amount of labour will get double the return it got in the first case; on the next higher (D) three times, and so on.

A	B	C	D	E	F
6	5	4	3	2	1

The first comers naturally go to work on the best lot (A), where their labour will yield six times the return it would if exerted on the poorest land (F). So long as all the population can get access to the best quality land there is no need for any of them to pay rent, consequently the whole produce goes to labour or wages. We thus have—

Rent ..... 0

A	B	C	D	E	F
---	---	---	---	---	---

Wages..... 6

But the population increases until there are enough people to occupy another division, which, of course, will be the second best (B). Now, it must be evident that it will be all the same to the new comers whether they work on B and get a return of 5 for their labour or work on A and get 6 and pay one portion of the product as rent for using the best land in place of the second best. In both cases the return to labour will be 5. In other words, lot A will now yield a rent of 1, and we have—

Rent ..... 1 - 0

A	B	C	D	E	F
---	---	---	---	---	---

Wages..... 5      5

But population still increases, and three divisions are now occupied. Here again the third lot of workers can get the same result by working on C and getting a return of 4 for their toil, or on B, getting a return of 5 and paying 1 for rent, or on A and getting 6 and paying 2 as rent. The return to labour depends on the return from the poorest land in use, and so we now have, rent A 2, B 1, C 0, while the return to labour, or wage, has sunk to 4.

Rent..... 2      1      0

A	B	C	D	E	F
---	---	---	---	---	---

Wages..... 4      4      4

Still the population increases, and there are enough to use D. Wages, or the return to labour, have now reached a return of only 3, while the holders of A can now get a rent of 3, of B 2, and of C 1. So it goes on until all the land is occupied, when our diagram will be—

Rent..... 5      4      3      2      1      0

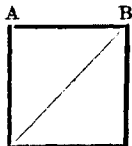
A	B	C	D	E	F
---	---	---	---	---	---

Wages..... 1      1      1      1      1      1

Thus we see that so long as private monopoly of that which is absolutely necessary to all is permitted, then, as population increases, rent tends constantly to increase, while the return to labour as constantly tends to diminish. Owing to this private ownership the tendency is to reduce the people to working on the level of the poorest land, for, though the land on which they work may not be poor, yet all the advantages it possesses over the poorest land may be taken in rent. Now, all cannot occupy the same portions of the land at the same time, but the just claims of each could be met by making the workers on the better lands pay into the common fund the difference between their lands and the poorest, and dividing it equally among the whole people. In this way justice would be done; it would be equivalent to placing the whole of the people in the condition of working on the average value land.

### Land Monopoly and Overcrowding.

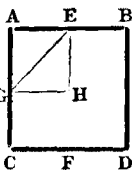
The miserable conditions under which so many thousands of the inhabitants of our large towns are herded together, and the deplorable results from a sanitary and moral point of view, are too well known to need dwelling upon here. The people do not dwell in these pig-styes from choice, and the necessity for such conditions is the result of the land monopoly. The people who live in these places do not pay small rents, but, on the contrary, very high rents comparatively speaking. The evil is easily perceived. The workman or tradesman in Liverpool, for instance, must have his shop or his dwelling-house in Liverpool. They can afford to pay a certain amount only in rent and rates combined. Now, supposing A B C D represents an estate on the skirts of a town which is increasing in population, and wanted, consequently, for the use of the inhabitants. They can pay, as we have pointed out before, only a certain amount for its use. Now, if the landowner allows the whole of it to be used, he receives this amount; but, land being plentiful, for this amount the people can get enough land to admit of their having a house and land around it for a garden.



If the owner only allows half, A E F C, to be used, he will still be able to extort the same amount for the half he would have got for the whole. The people *must* have the land; and the result is that for the amount for which in the first case they could have got a house and garden, they can only get a house without the garden. Only the well-to-do can have a garden; the poor people must go without.



But let us go further. If the landowner refuses A E G H, he can still get the same amount as at first, for the people *must have the land*. The result is that now only the wealthy can have a house and grounds; the well-to-do, comparatively, can have a small house, while the working classes have to be contented with one or two rooms in a house. The landlord gets the same amount in all cases from the people, and upon the quantity of land he permits them to have the use of depends the question as to whether they are well housed or compelled to put up with slums and over-crowding. Further, as the remainder of his land will afford him a return, either as pleasure grounds or agricultural land, the landowner profits most by allowing the smallest quantity of land to be used. At present he practically escapes taxation upon the land he keeps idle; but everyone can perceive that if the whole of the land were taxed upon what we may



term its "use-value," and the tax levied whether the land were put to use or not, then the landowner could no longer afford to keep land idle, since he would be paying taxation on that which was bringing in no return. He would be ruined if he did not allow the land to be put to use, and the moment it was thrown open to the use of the public, houses, shops, &c., would be built upon it; over-crowding would come to an end; and the building of these houses, &c., would give employment to vast numbers of the unemployed. The further we go into this question, the more we shall perceive that the

### Land Monopoly is at the Root of all the Evil.

Let us, for example, take the case of two islands, similar in size, natural resources, number of inhabitants, &c.; only in one there is perfect freedom of access to the land, while in the other the island is the property of a few individuals. Taking the case of the first island, in the most primitive condition each inhabitant would spend so many hours producing food, and so many more in making clothes, implements of the chase or agriculture, canoes, &c. But it would soon be apparent that by a certain number devoting their time to food production, others to the manufacture of the different things required for comfort or convenience, and the different workers exchanging their products, a greater total product would be raised, since each would be more skilful by confining his work to one or two things than when they each attempted to make everything. The law of supply and demand would equalise their work, for no one would work at a harder or more disagreeable trade or for longer hours than the rest, unless he got more for it than in the other trades. If a man were more skilful, or more industrious, or worked longer hours than the others, he would get a greater share of the product as his reward; but in so doing he would not be doing any harm to anyone: he is engaged in producing things useful or necessary to himself or others.

### Machinery.

Let us go a step further. Suppose one of the men engaged in agriculture invents a plough, where before they had had to use spades only. By the aid of the plough he can now do the same amount of work in a much shorter time and with greater ease. The machine makes the employment of the agriculturist preferable, for a time, to that of the other workers, for he can buy their products on the same terms as before, while the length of his working day has been shortened and the toil lightened, yet they have to work as hard and as long as before. But mankind seeks to gratify its desires with the least possible exertion. Land being plentiful, many of those previously employed in "secondary" industries will betake themselves to agriculture in order to participate in the benefits of the invention, and competition, which under natural conditions is a natural law to secure equality of reward for equal exertion, will reduce the price of foodstuffs, and thus allow all the workers in the other industries to participate in turn in the benefits that follow the invention of the plough. For the other workers now obtain the products of the agriculturists for less money than before, and can either work shorter hours for the same money, or work as long as before and be able to purchase more goods than before. So long as access to the land is open, supply and demand will equalise the conditions between all classes of the workers. As, thanks to invention, any trade or occupation becomes easier or more remunerative than others, more workers will be attracted to it, until wages or the reward of labour is equalised to that of other trades. The result of machinery or subdivision of labour is to give a greater product for the same amount of work, or the same product for a smaller amount of work.

*Thus every invention would go to increase the comforts and reduce the work of all the inhabitants.* All would not get an equal share in the product, the wage would be a product one for the most part, and the harder a man worked, or the longer he worked, or the more skilful he was, the greater would his share be. But with access to the land open to each, there would not be a man able and willing to work who would not be able to have work.

### Product versus Competitive Wage.

But, if the agriculturists are the owners of the land, these conditions no longer apply. If they refuse to give the artisans the full value for the products of their labour, the latter can no longer go back to the land and produce for themselves. Access to natural opportunities is now denied them, and mark the result. They must have food in order to live; labour must have an object upon which to work; cut off from access to land, it is helpless, and therefore these labourers, in place of selling the produce of their labour, as in the previous case we have been considering, are forced to sell the labour itself to whomsoever will give the most for it. Their wage is no longer a product one, depending for its amount upon the diligence and skill of the worker, but has become a competitive one, depending solely upon the number of men seeking employment as compared with the number employers have work for. Skill and industry can no longer bring their proper reward to the worker; they will add to his chances of employment, and may under a generous employer be rewarded, but that is all. This alteration of the wage from a product to a competitive one is really the key to the labour problem.

### Sweating.

Men and women must live, and, cut off from all chance of working for themselves, sell their labour for what they can get. We have seen that competition amongst labourers with access to the land open was the means of securing equality of reward for equality of labour; with the land monopoly it becomes transformed into a cruel force, lowering wages to a minimum, and bringing in its train all the horrors of the "sweating system." The land monopoly distorts the whole social fabric. In a "new" country, where access to land can be easily had, a young couple can get married, knowing that so long as they have health their livelihood is secure. Children are a help to them when young, and when grown up can easily look after themselves. Being "out of work" is a spectre that never troubles them, and they know that not only can they always work for themselves, but that the harder they work the greater the comforts they can procure. With the land monopoly there is always "the fear of being out of a berth and with a wife and children depending upon one." The result is that many men do not marry, and thus women, being cut off from their natural sphere—the superintendence of the home—are forced into competition with men in the labour market, bringing wages still lower down.

### The Eight Hours Question.

These agriculturists would soon farm out the land to others, and thus become an idle class, graciously permitting the others to work so as to provide them with necessaries, comforts, and luxuries. Those who were working for them would, of course, require food and clothing to keep them in a fit condition to work; but those who were not thus employed would have no such claim. Say there were 50,000 people, and the labour of half these, working twelve hours a day each, was sufficient to provide necessaries for themselves and necessaries and luxuries for the landowners. There would now be 25,000 working, and 25,000 able to work, but under

the altered conditions of land tenure not allowed to do so. Work is now practically limited in quantity, and, under the circumstances, we could understand the unemployed agitating for an eight hours day, whereby all would be employed. In this way, it is true, work would be found for all, but at what cost? For every hour they work for themselves they have for that privilege to work a second hour for the landowners. This all arises from the claim which the landowners have set up to a monopoly of the land necessary to the existence of all. Before this claim was set up the inhabitants could work as long as they liked, and the products of their labour were entirely their own. Now, suppose these men had—as the workers in Britain have—the power of making the laws, it is easy to perceive that, in place of agitating for an Eight Hours Bill, the real thing they should do is to take away this unjust privilege.

### The Capitalist.

The cause of the evil is here so apparent that undoubtedly a revolution would take place. But let us suppose that, as the land was closed to the people, a safety valve was opened by ships coming from another country bringing food, &c., which the owners desired to exchange for other goods. The manufacture of these secondaries provides employment for a large number of the unemployed, and the remainder are kept as paupers by those in employment. Clever people invent machines, by means of which goods can be produced far quicker and cheaper than by the ordinary method; and some of the workers, who by carefulness and thrift have saved money, buy these machines and thus undersell their fellow-workers, who are thus forced, in place of working for themselves, to work for their more fortunate fellows, or capitalists, as they are called. Since the landowners will not allow them to produce primaries, and the capitalists with their machinery undersell them when they produce secondaries, these unfortunate workers have no freedom of contract at all. Denied access to the land, they must work for the capitalist upon whatever terms he offers. With land open, the capitalist would have had no power to injure these men, for then he would, in order to get them to work for him, have had to bribe them by offering better terms than they would obtain by working for themselves. In order to limit their number, and thus be able to hold out for better terms, many of the workers form themselves into trades unions, and endeavour by all the means in their power to prevent anyone who is not a member of the union from working at their trade; while by restricting the number of apprentices, &c., they endeavour to limit the membership of the union.

### Foreign Tariffs.

But a time comes when the foreign country, by means of a heavy tariff, places a severe obstacle in the way of the mutual trade, and by the curtailing of the foreign trade many hands are thrown out of work. The general body of the workers, however, cannot now perceive the cause of the evil; the Land Question seems entirely disconnected with it. It is the foreigner against whom their anger is directed. The cry is raised, "If the foreigner won't take our goods, we won't take his;" and an agitation is got up to impose a tariff upon goods we receive from him, in the hope that by so doing he will be forced to offer to abolish his tariffs if we will abolish ours. Against the capitalist, also, the anger of the extreme amongst them is directed, and they teach their fellows that they will never have their proper share of the products of labour until he is abolished. But though the labour problem is now more complex, the cause of the evil is still the same. It is the monopoly by a few of the land necessary to all that makes the capitalist the enemy in place of the

friend of the worker; that changes the wage from a product to a competitive one; and, by limiting the product, produces an artificial over-population, and turns the hand of the worker against his fellow.

### Our Partial Free Trade.

The granting of free trade, which allowed us to exchange our manufactures for the food products of foreign lands, was not equivalent to allowing the people to have access to the soil in this country. Had we possessed that access, Britain might still have been the manufacturing nation of the world, but on true economic principles instead of the present distorted conditions. By judicious sub-division of labour we obtain a greatly increased product for a given amount of work, and it might have been found advisable that we, as a nation, should, in place of producing both food and manufactures for ourselves, devote ourselves exclusively to the production of secondaries, and exchange these for the primaries produced by other nations; but it is certain we should never have consented to confine ourselves to the production of secondaries if it involved an industrial condition like that under which so many millions of our population groan. We have not the ideal foreign trade of the economists, nor shall we ever have it so long as we allow an insignificant number of the people a monopoly of that which is absolutely necessary to the existence and welfare of all.

### Emergency Measures also Necessary.

No measure of land reform, no scheme whereby work can be obtained at good remuneration, can possibly help those who are too old to work and who have not enough to keep them. The only way to help these is by "Old Age Pensions." There may be many objections to Old Age Pensions as a regular thing, but, so far as these people are concerned, it is the only way to help them; and, if that be the case, then we agree with Mr. W. H. Lever, who, during the last session, urged the Government to commence at once with this matter. If we cannot give ten shillings a week, begin with five shillings; and if five be beyond our resources, give two-and-sixpence; only give something. Make a beginning. If a war broke out, even a small war, we would at once have a Supplementary Estimate brought in, and carried through Parliament, providing many more millions than would be required for these pensions. This matter is of far more importance than any war we have been engaged in yet. Then opportunities for earning enough to keep the wolf from the door during the winter must be provided. The latter is only an emergency measure; but, as such, is very necessary. If epidemics break out in a district because of bad drains, it will be useless to merely send doctors and medicines; the sanitary engineer is required; but the sanitary engineer cannot deal with the patients already stricken down with fever; for them the doctor is necessary. So, in the present case, while we urge the Government to grapple with the cause of all these evils, and not to be content with palliatives, yet the palliatives also are required for present distress.

### Man both an Individual and a Member of the Community.

We give the highest praise to the Labour men and Socialists for the manner in which they strive to attract attention to what are crying evils; but it will, in our opinion, be a sad time for this country should their programme be adopted. We must have Socialistic legislation to a certain extent. We are individuals, and therefore demand the fullest liberty for each, consistent with the fullest liberty to others; but, at the same time, we are members of a vast community, and things that are in their nature

monopolies must, therefore, be carried on by the community for the community as a whole. It will be found that almost all, if not all, of these are connected with the land. Competing companies cannot be allowed to lay gas mains, water pipes, sewer pipes, &c., in the same streets; the streets are not wide enough. For similar reasons one cannot have opposition sets of tram lines in the same street, although we can and do have opposition omnibuses and cabs. In such things the municipality or local authority can or ought to be able to manage better than private firms. But there is a great difference between these and the fixing of a limit to hours of labour, fixing a minimum wage, and making the State responsible for finding labour for the unemployed at the minimum rate of wages. Again, the present social system is not a natural, but an unnatural one, and legislation that is necessary and useful in this unnatural condition would often be totally unnecessary in a natural condition.

#### **State Management Dangerously Akin to Slavery.**

In "Socialism Not the Best Remedy" the warning is given that State organisation of labour involves the complete overthrow of personal liberty. If we once admit the claim made by "Nunquam" and other Socialists, that "no man has a right to himself" and that "no man has a right to land," we embark on a course that is perilously near chattel slavery. It sounds very plausible to talk of the people organising everything for themselves, but how is it to be done? Take any individual artisan, clerk, or merchant, and ask yourself, "How much influence has that man in electing a Parliament that makes the laws under which he lives?" The answer must be, "Practically, almost none." He is a mere unit. Take a smaller body, a Town Council or an Urban District Council, what influence has the individual voter? Again, practically none. To give to these or similar bodies the power to say what occupation a man or woman is to follow, what their hours of labour are to be, what their pay, where they are to live, what is to be done with their children—is to hand the nation over into the power of a government compared with which the most despotic government in existence in civilised countries will be free and democratic.

#### **Directors of Industry would have Despotic Powers.**

We are asked to believe that, taking the nation as at present composed, clever people and fools, industrious people and idle people, moral people and immoral people, sober people and drunkards—to say nothing of the inherent differences arising from differing religious beliefs, political ideas, &c.—yet men will be found skilful enough to organise all this heterogeneous mass, and so manage that each will do his or her proper share of work and be content with the proper share of the produce. We hand over to these governors the army and the police, to be in their hands the instruments of tyranny. It is admitted by all these would-be managers that in every district there must be a hard-labour colony for all who will not do what the rulers desire and command. The home life would be absolutely broken up, and even the most sacred relations intertered with. For if the Government is to provide work and food for all the population it would soon insist upon having the right to regulate the number of people it would provide for. The taxation of land values is a reform upon which all advanced sections are agreed. The only point in dispute is whether it will do the good its supporters claim for it. Let us unite in getting it passed into legislation, then we can see what its effects are, and whether schemes for State organisation of industry are necessary at all under the new conditions.

---



**Grants in Aid of Local Taxation:—Duties Collected for Local Authorities by Imperial Officers.** See also pages 57 and 58.

Years ended March 31.	Additional Beer and Spirit Duties.		Excise Licences.	Share of Probate Duty and of Estate Estate Duty (1894).			Grand Total.
	Customs.	Excise.		Under Finance Acts	Under Agricultural Rates Acts.	Total.	
			£				
1896	202,885	1,188,590	3,579,880	2,448,708	833,000	2,448,708	7,420,063
1897	209,238	1,222,336	3,635,790	2,303,895	1,668,395	3,136,395	8,204,259
1898	208,427	1,260,184	3,694,365	2,596,797	1,591,408	4,263,192	8,426,168
1899	205,346	1,305,491	3,799,051	2,654,353	1,513,581	4,245,761	9,555,649
1900	234,988	1,425,014	3,840,400	2,986,898	1,513,581	4,499,979	9,000,381
1901	218,668	1,367,229	3,886,269	2,728,101	1,509,767	4,237,868	12,710,034
1902	209,652	1,285,723	3,972,044	2,751,251	1,511,636	4,262,887	9,730,306
1903	215,949	1,311,059	4,006,828	2,690,923	1,510,579	4,201,502	9,734,838
1904	208,715	1,286,909	4,029,764	2,780,305	1,510,796	4,291,191	9,811,579
1905	174,929	1,251,575	4,074,377	2,738,518	1,509,038	4,247,566	9,748,437
1906	170,511	1,230,976	4,111,613	2,867,275	1,509,568	4,376,543	9,869,932
1907	184,690	1,234,404	4,162,888	3,187,641	1,508,298	4,695,939	10,277,891

**Payments to Local Taxation Accounts.**

Years ended March 31st.	Paid to Local Taxation Account, England out of				Paid to Local Taxation Account, Scotland out of			
	Additional Beer and Spirit Duties.	English Licences.	Share of Probate Duty and of Estate Duty.	Total.	Additional Beer and Spirit Duties.	Scottish Licences.	Share of Probate Duty.	Total.
1896	1,116,539	3,188,449	1,962,034	6,257,022	152,098	835,668	267,404	755,155
1897	1,138,730	3,237,726	2,514,483	6,900,939	162,685	847,154	346,867	866,706
1898	1,181,709	3,242,535	3,386,798	7,911,042	158,264	357,255	464,810	960,929
1899	1,197,356	3,432,686	3,450,870	8,080,912	166,061	358,679	498,995	962,736
1900	1,298,072	3,475,833	3,721,940	8,495,850	183,722	361,213	514,939	1,059,874
1901	1,330,768	3,496,734	3,484,237	8,310,739	181,743	364,666	481,603	1,027,112
1902	1,184,856	3,555,736	3,556,156	8,296,748	158,506	373,533	497,816	1,027,565
1903	1,194,129	3,671,654	3,517,821	8,383,604	167,291	368,390	470,236	1,000,917
1904	1,201,329	3,710,466	3,479,778	8,391,568	167,559	385,562	473,626	1,027,046
1905	1,171,724	3,661,630	3,568,469	8,391,823	160,113	388,134	498,254	1,046,501
1906	1,115,878	3,753,156	3,611,610	8,480,644	161,335	389,221	493,713	1,034,258
1907	1,135,647	3,737,678	3,867,241	8,740,366	158,726	383,934	532,722	1,075,382

Years ended March 31st.	Local Taxation Account Ireland, out of			Total Payments to Local Taxation Accounts of England, Scotland, and Ireland, out of			
	Additional Beer and Spirit Duties.	Share of Probate Duty and of Estate Duty.	Total.	Additional Beer and Spirit Duties.	Licences.	Share of Probate Duty.	Total.
1896	130,826	233,104	353,940	1,389,473	3,524,102	2,462,542	7,386,117
1897	129,146	271,371	401,017	1,430,561	3,664,380	3,133,221	8,248,662
1898	134,665	376,274	510,939	1,474,838	3,699,790	4,227,862	9,402,310
1899	134,778	312,735	447,513	1,497,105	3,791,365	4,232,600	9,521,160
1900	145,046	263,391	408,937	1,626,340	3,837,981	4,500,770	9,961,661
1901	151,699	249,776	401,475	1,664,210	3,860,400	4,215,016	9,739,626
1902	133,958	255,529	389,487	1,475,320	3,929,269	4,309,501	9,714,660
1903	135,240	247,612	382,852	1,496,660	4,035,044	4,235,669	9,767,373
1904	134,276	242,153	376,459	1,503,194	4,086,328	4,195,581	9,795,973
1905	121,818	252,236	374,054	1,453,655	4,039,764	4,318,959	9,812,373
1906	132,911	253,467	386,378	1,400,124	4,142,377	4,356,759	9,900,260
1907	122,410	224,055	406,465	1,416,753	4,121,612	4,661,013	10,222,413

\* Of which £1,325,976, England; and £132,322, Scotland—Total £1,508,298—was paid under Agricultural Rates Act.

TABLES WHICH HAVE BEEN PREPARED IN CONNECTION WITH  
THE QUESTION OF OLD AGE PENSIONS.

POPULATION ENUMERATED AT THE CENSUS OF 1901.

Ages.	England and Wales.			United Kingdom.		
	Persons.	Males.	Females.	Persons.	Males.	Females.
65 and upwards .....	1,517,753	661,072	856,681	2,018,716	891,079	1,127,637
70 and upwards .....	888,090	378,089	509,411	1,205,969	521,070	685,399
75 and upwards .....	441,747	183,204	258,543	600,850	253,620	347,230

POPULATION IN INTERMEDIATE AGE GROUPS.

65-70 years .....	629,673	282,403	347,270	813,647	369,409	444,238
70-75 years .....	446,333	195,465	250,868	604,219	268,050	336,169

POPULATION ESTIMATED TO THE MIDDLE OF 1907.

Ages.	England and Wales.	Scotland.	Ireland.	United Kingdom.
65 and upwards .....	1,616,168	225,250	274,849	2,116,267
70 and upwards .....	947,505	138,122	173,369	1,254,286
75 and upwards .....	483,161	67,053	84,806	635,090

PERSONS AGED 65 YEARS AND UPWARDS.

TABLE based on the scheme of the Report of the Departmental Committee.  
Pensions averaging Six Shillings a Week,  
1907.

	England and Wales.	Scotland.	Ireland.	United Kingdom.
Estimated number of persons over 65 years of age in 1907.	1,616,168	225,250	274,849	2,116,267
<i>Deduct—</i>				
1. For those whose incomes exceed 10/- per week.	597,673	78,461	102,129	778,263
2. For paupers .....	436,892	35,673	69,207	541,772
3. For aliens, criminals, and lunatics .....	26,634	3,567	3,400	33,601
4. For inability to comply with thrift test .....	56,399	10,702	10,084	77,185
Estimated number of pensionable persons .....	1,116,508	128,423	189,860	1,429,811
Total deductions .....	490,660	96,527	89,969	667,156
Estimated cost, at an average amount of 6/- per week	7,794,096	1,364,626	1,296,557	10,455,279
And administrative expenses (3 per cent.) .....	233,841	41,529	38,897	314,267
Total estimated cost .....	8,028,487	1,406,155	1,325,154	10,759,806
Estimated mid-year population .....	8,028,000	1,420,000	1,225,000	10,750,000

\* Estimated mid-year population.

**PERSONS AGED 65 YEARS AND UPWARDS.  
1911.**

	England and Wales.	Scotland.	Ireland.	United Kingdom.
Estimated number of persons over 65 years of age in 1911.*	1,678,254	230,697	260,214	2,178,165
<i>Deduct—</i>				
1. For those whose incomes exceed 10/- per week.	620,634	80,378	100,035	801,047
2. For paupers .....	453,582	36,536	67,788	557,906
3. For aliens, criminals, and lunatics .....	27,657	3,654	3,389	34,700
4. For inability to comply with thrift test....	57,527	10,961	9,878	78,366
Total deductions .....	1,159,400	131,529	181,090	1,472,019
Estimated number of pensionable persons .....	518,854	99,168	88,124	706,146
	£	£	£	£
Estimated cost (at an average of 6/- per week) ..	8,094,122	1,418,102	1,260,173	10,772,397
Add administrative expenses (3 per cent.) .....	242,824	42,543	37,805	323,172
Total estimated cost .....	8,336,946	1,460,645	1,297,978	11,095,569
In round figures .....	8,337,000	1,461,000	1,298,000	11,096,000

\* Estimated census population.

**PERSONS AGED 65 YEARS AND UPWARDS.  
1921.**

	England and Wales.	Scotland.	Ireland.	United Kingdom.
Estimated number of persons over 65 years of age in 1921.*	1,855,727	245,874	254,743	2,356,344
<i>Deduct—</i>				
1. For those whose incomes exceed 10/- per week.	686,264	85,668	94,658	866,588
2. For paupers .....	501,548	38,939	64,144	604,631
3. For aliens, criminals, and lunatics .....	30,582	3,894	3,207	37,683
4. For inability to comply with thrift test....	63,611	11,682	9,347	84,640
Total deductions .....	1,282,005	140,181	171,356	1,593,542
Estimated number of pensionable persons .....	573,722	106,693	83,387	763,802
	£	£	£	£
Estimated cost (at an average of 6/- per week) ..	8,950,063	1,511,410	1,192,434	11,653,907
Add administrative expenses (3 per cent.) .....	268,502	45,342	35,773	349,617
Total estimated cost .....	9,218,565	1,556,752	1,228,207	12,003,524
In round figures .....	9,219,000	1,557,000	1,228,000	12,004,000

\* Estimated census population.

We give the above tables from the Report of the Commission, but merely to assist those who wish to calculate what the cost of various schemes would be. It will be difficult to justify some of the deductions made.

## CHANGES IN RATES OF WAGES.

THE upward tendency in wages which commenced in the second half of 1905 continued throughout 1906, showing, for the first time since 1900, a total net increase in wages, as compared with the preceding year. The considerable net increase in 1906 was due to a large extent to advances in wages in the coal mining industry. At the same time, important advances also took place in the textile group and in the metal, engineering, and shipbuilding trades. The changes in rates of wages during 1906 resulted in net advances in all the principal groups of trades, with the exception of building and quarrying.

So far as could be ascertained by the Department, over 1,115,000 workpeople had their rates of wages changed during the year. Of these, nearly 1,098,000 received advances amounting to £58,400 per week, about 5,000 sustained decreases amounting to rather more than £500, and the remaining 12,000 had upward and downward changes which left their wages at the same level at the end of the year as at the beginning. The net result of all the changes was, therefore, an increase of £57,900 per week.

If, however, the effect of the changes in rates of wages be calculated from the date of each change to the end of the year, the aggregate increase in wages due to these changes is computed at £1,419,000. In each of the five previous years the corresponding figure showed a net decrease, the amount being £114,000 in 1905, £938,000 in 1904, £500,000 in 1903, £2,300,000 in 1902, and £1,600,000 in 1901.

The extent to which each of the principal groups of trades contributed to these results is shown in the following table—

Groups of Trades.	Net Increases.		Net Decreases.		Total.	
	Work-people affected.	Total Weekly Amount.	Work-people affected.	Total Weekly Amount.	Work-people affected.	Net Increase (+) or Decrease (-).
	No.	£	No.	£	No.	£
Building .. .. .	1,063	73	2,212	231	3,265	- 157
Coal Mining .. .. .	418,576	27,202	80	14	427,156	+ 27,188
Other Mining (Iron, &c.) .. .	12,498	1,183	—	—	12,498	+ 1,183
Quarrying .. .. .	1,873	173	2,426	236	4,299	- 63
Eng. Iron and Iron and Steel Manufacture .. .. .	72,427	5,407	—	—	72,427	+ 5,407
Engineering and Shipbuilding..	152,161	8,740	—	—	152,161	+ 8,740
Other Metal Trades .. .. .	800	145	—	—	800	+ 145
Textile .. .. .	402,497	12,943	—	—	402,497	+ 12,943
Clothing .. .. .	3,972	280	—	—	3,972	+ 280
Glass, &c. Trades .. .. .	1,378	129	103	13	1,451	+ 116
Other Trades .. .. .	5,066	500	118	14	5,213	+ 486
Employees of Public Authorities	29,151	1,630	139	1	29,290	+ 1,629
<b>Total</b>	<b>1,097,984</b>	<b>58,410</b>	<b>3,140</b>	<b>212</b>	<b>1,115,100</b>	<b>+ 57,907</b>

\* Including those workpeople whose wages were changed during the year, but at the end of the year stood at the same level as at the beginning.

The net results of the changes reported in 1906 and in each of the 10 preceding years were increases or decreases per week as follows:—

1896	+	£26,519	1900	+	£208,590	1904	-	£39,230
1897	+	£31,507	1901	-	£76,587	1905	-	£2,169
1898	+	£80,713	1902	-	£72,595	1906	+	£57,897
1899	+	£90,314	1903	-	£38,327			

As will be seen, the period covered includes five years of rising wages (1896-1900), and five years of falling wages (1901-1905). A comparison of the net results of the changes shows, however, that the aggregate of the increases was considerably greater than that of the decreases, wages at the end of 1905 being nearly £209,000 a week higher than at the end of 1895. Including the increase of £57,900 in 1906, the net amount of increase since the end of 1895 has thus been nearly £267,000 per week.

It will be understood that these figures relate only to the net increase due to changes in rates of wages, and do not take into consideration fluctuations in the total amount of wages paid owing to changes in the state of employment, numbers employed, or altered conditions of work.

While, however, the rise in wages in the period 1896-1900 affected every group of trades, the fall in the period 1901-05 was by no means so uniform in its effect, and in some of the groups wages are still at, or above, the level attained in 1900.

The net results of the changes in each of the principal groups of trades in the periods 1896-1900 and 1901-05, and in the year 1906, are shown in the following table:—

Groups of Trades.	Net Amount of Increase (+) or Decrease (-) in the Weekly Wage of those affected in the			Net Amount of Increase (+) or Decrease (-) in period 1896-1906.
	Period 1896-1900.	Period 1901-05.	Year 1906.	
	£	£	£	£
Building Trades .. .. .	+ 38,993	+ 1,251	- 157	+ 40,087
Coal Mining .. .. .	+ 273,125	- 208,296	+ 27,188	+ 92,107
Other Mining (Iron, &c.) .. .. .	+ 7,129	- 5,585	+ 1,183	+ 2,727
Quarrying .. .. .	+ 1,433	- 1,458	- 63	- 88
Fig Iron and Steel Manufacture .. .. .	+ 32,192	- 20,841	+ 5,406	+ 16,757
Engineering and Shipbuilding Trades .. .. .	+ 39,061	- 10,707	+ 8,740	+ 37,094
Other Metal Trades .. .. .	+ 7,255	- 1,212	+ 146	+ 6,189
Textile Trades .. .. .	+ 11,845	+ 10,266	+ 12,943	+ 35,044
Clothing Trades .. .. .	+ 1,554	+ 937	+ 280	+ 2,771
Glass, Brick, &c., Trades .. .. .	+ 3,977	- 1,560	+ 116	+ 2,543
Other Trades † .. .. .	+ 14,086	+ 2,270	+ 486	+ 16,842
Employees of Public Authorities .. .. .	+ 6,993	+ 5,937	+ 1,629	+ 14,559
<b>Total †</b> .. .. .	<b>+ 437,643</b>	<b>- 228,908</b>	<b>+ 57,897</b>	<b>+ 266,632</b>

† Exclusive of Agricultural Labourers, Seamen, and Railway Servants.

The fall of wages in the period 1901-05, although very considerable, was not much more than half the rise in the period 1896-1900; and the changes in the 11 years, 1896-1906, have resulted in a net rise in wages in each group of trades, except quarrying. Of the aggregate rise of £266,600 per week, coal mining accounts for £92,000, the building trades for £40,000, engineering and shipbuilding for £37,000, and the textile trades for £35,000.

**PROGRESS OF BRITISH SHIPPING.**

Number and Tonnage of Registered Sailing and Steam Vessels belonging to the United Kingdom, employed in the Home and Foreign Trade; and the number of Persons employed therein:—

Year.	Sailing Vessels.			Steamers.			Totals.		
	No.	Tonnage.	*Men Employed.	No.	Tonnage.	*Men Employed.	No. of Vessels.	Tonnage.	*Men Employed.
1851	17,664	8,216,194	131,277	520	144,741	10,860	18,184	8,360,935	141,937
1861	19,288	8,918,511	144,949	997	441,184	27,008	20,285	4,359,695	171,957
1871	19,650	6,348,568	141,036	2,567	1,290,008	58,708	22,207	5,638,561	199,738
1881	16,223	3,599,166	102,496	4,088	2,921,786	90,406	19,311	6,490,953	102,908
1891	11,114	2,847,501	81,189	6,129	5,817,040	159,291	17,243	8,164,541	240,480
1901	7,028	1,839,190	46,492	7,548	7,686,806	201,481	14,574	9,524,496	247,973
1902	6,699	1,746,732	44,179	7,727	8,059,969	209,361	14,426	9,805,701	253,540
1903	6,469	1,609,716	42,238	7,944	8,398,129	215,699	14,413	10,067,844	257,937
1904	6,349	1,569,558	39,874	8,130	8,708,864	219,611	14,479	10,278,422	259,489
1905	6,146	1,408,441	37,567	8,357	9,129,330	226,119	14,521	10,597,761	263,686
1906	6,006	1,365,498	36,622	8,710	9,670,304	235,169	14,716	11,035,772	270,791

\* Including Foreigners. Lascars and Asiatics employed in vessels under Asiatic articles of agreement are included in the number of persons employed from 1891, but not in previous years, the total number being 24,037 in 1891, 87,431 in 1901, 83,177 in 1902, 41,021 in 1903, 42,082 in 1904, 43,463 in 1905, and 44,367 in 1906. Masters (one for each vessel) are included from 1891.

**Number and Tonnage of Sailing and Steam Vessels built in the United Kingdom (exclusive of Vessels built for Foreigners and for Her Majesty's Navy).**

Year.	Sailing.		Steam.		Total.	
	No.	Tons.	No.	Tons.	No.	Tons.
1860	348	57,480	474	346,391	822	403,841
1865	409	206,411	393	196,975	802	403,386
1870	277	123,224	561	528,789	838	652,013
1875	319	54,155	541	465,467	860	519,622
1877	618	66,729	536	415,588	1,054	482,267
1885	665	41,839	706	654,158	1,370	695,997
1890	570	45,510	675	708,904	1,245	749,414
1900	504	38,576	667	698,330	1,171	736,906
1901	567	54,967	637	720,714	1,204	775,681
1902	600	64,811	645	735,563	1,295	800,374
1903	618	42,311	695	596,758	1,313	639,069
1904	393	33,749	680	701,635	1,073	735,384
1905	296	30,374	713	821,059	1,009	851,443
1906	334	31,902	819	890,260	1,153	922,162

**No. and Tonnage of Vessels built for Foreigners, for War and Mercantile Purposes.\***

Year.	Sailing.		Steam.		Total.	
	No.	Tons.	No.	Tons.	No.	Tons.
1875	9	3,711	71	47,796	180	51,507
1880	6	585	155	68,470	161	69,055
1885	56	10,683	94	24,943	130	35,626
1890	29	25,468	198	135,157	227	160,625
1895	60	10,562	179	117,450	239	128,012
1897	73	22,971	156	139,459	229	162,430
1898	31	3,051	165	171,560	196	174,611
1899	53	4,973	188	194,623	241	199,596
1900	64	7,434	198	199,297	262	206,731
1901	71	6,696	123	200,756	194	206,452
1902	27	16,253	111	133,798	138	150,051
1903	51	14,097	109	115,211	160	129,306
1904	59	17,979	143	130,296	202	148,275
1905	49	7,716	185	189,299	234	197,015
1906	132	17,181	229	217,408	361	234,589

\* Not including Vessels registered in the United Kingdom, and afterwards sold to foreigners.

**Number and Net Tonnage of Sailing and Steam Vessels Sold to Foreign Countries**

Year.	Sailing.		Steam.		Total.	
	No.	Tons.	No.	Tons.	No.	Tons.
1892	105	39,348	85	59,736	190	99,725
1893	141	55,466	134	106,171	275	161,237
1894	163	62,484	157	121,290	300	183,774
1895	140	67,162	196	183,635	342	245,197
1896	147	74,385	191	164,097	338	238,082
1897	188	90,542	216	183,044	404	273,586
1898	276	145,771	261	267,380	537	415,071
1899	263	39,975	324	313,007	587	410,962
1900	246	30,882	381	369,130	627	406,962
1901	146	64,465	314	175,088	460	240,553
1902	36	38,323	177	144,808	213	183,131
1903	30	47,944	149	144,808	179	192,752
1904	88	42,464	205	168,173	293	210,637
1905	182	84,910	269	296,338	451	381,248
1906	112	77,267	296	278,343	408	355,610

**Vessels Built for War purposes and Sold to Foreign Countries.**

Year.	No.		Year.	Tons.	
	No.	Tons.		No.	Tons.
1887	17	3,866	1897	15	9,467
1888	17	1,890	1898	17	6,732
1889	8	726	1899	26	18,460
1890	30	3,427	1900	30	11,680
1891	13	800	1901	10	11,000
1892	6	2,792	1902	3	193
1893	7	2,471	1903	2	60
1894	10	2,683	1904	5	2,047
1895	25	4,152	1905	12	10,560
1896	27	13,311	1906	14	8,211

### Total Net Tonnage of British and Foreign Vessels, distinguishing Sailing and Steam, Entered and Cleared at Ports United Kingdom.

Year.	ENTERED.								
	BRITISH.			FOREIGN.			TOTAL.		
	Sailing.	Steam.	Total.	Sailing.	Steam.	Total.	Sailing.	Steam.	Total.
	1,000's tons.	1,000's tons.	1,000's tons.	1,000's tons.	1,000's tons.	1,000's tons.	1,000's tons.	1,000's tons.	1,000's tons.
1893	2,089	24,830	26,919	3,376	6,847	10,223	5,465	31,677	37,142
1894	2,027	27,006	29,033	3,490	7,295	10,785	6,517	34,301	39,818
1895	1,879	27,296	29,175	3,194	7,633	10,826	6,073	34,929	40,602
1896	1,582	29,300	30,882	3,060	8,535	11,595	4,642	37,936	42,477
1897	1,506	30,686	32,191	2,988	9,744	12,732	4,436	40,450	44,923
1898	1,414	30,443	31,857	2,932	10,336	13,268	4,347	40,779	45,123
1899	1,264	31,601	32,865	2,861	13,150	16,011	4,125	44,751	48,876
1900	1,208	30,237	31,445	2,846	14,931	17,777	4,054	45,108	49,223
1901	1,064	30,106	31,171	2,601	14,610	17,211	3,865	44,716	48,381
1902	927	31,255	32,183	2,415	14,573	17,288	3,341	46,129	49,471
1903	669	33,504	34,164	2,102	15,979	18,080	2,761	48,483	52,244
1904	772	33,640	34,412	2,081	17,095	19,176	2,852	50,735	53,587
1905	674	34,527	35,201	2,130	18,293	20,423	2,804	52,820	55,624
1906	576	37,615	38,189	1,955	20,137	22,092	2,529	57,752	60,281

### ENTERED—WITH CARGOES ONLY.

1893	1,800	19,162	20,962	2,979	4,855	7,834	4,779	24,017	28,796
1894	1,704	21,023	22,727	3,137	5,277	8,415	4,841	26,290	31,141
1895	1,637	21,355	22,992	2,843	5,524	8,366	4,479	26,579	31,358
1896	1,359	23,270	24,630	2,736	6,115	8,850	4,094	29,385	33,479
1897	1,345	23,995	25,340	2,604	6,692	9,296	3,949	30,667	34,636
1898	1,200	23,972	25,172	2,520	6,824	9,344	3,720	30,796	34,516
1899	1,076	24,377	25,453	2,479	8,294	10,773	3,555	32,671	36,226
1900	1,076	23,349	24,426	2,494	9,266	11,760	3,570	32,616	36,186
1901	877	23,782	24,655	2,259	9,424	11,683	3,132	33,206	36,338
1902	826	24,974	25,800	2,086	10,917	12,103	2,913	34,991	37,904
1903	580	26,898	27,448	1,867	10,587	12,454	2,448	37,456	39,993
1904	705	27,101	27,807	1,821	10,313	12,134	2,527	37,415	39,942
1905	569	27,434	27,995	1,836	10,165	12,001	2,397	37,600	39,997
1906	508	28,639	29,147	1,660	11,133	12,813	2,188	39,772	41,990
1907	—	—	29,266	—	—	12,137	—	—	41,403

### Net Capital Value of Property on which Estate Duty

Years ended 31st March.	England.	Scotland.	Ireland.	Total.	England.	Scotland.
	Personalty (including Leaseholds).				Realty.	
	£	£	£	£	£	£
1896-97	154,679,000	16,874,000	9,064,000	180,617,000	32,177,000	4,351,000
1897-98	174,743,000	15,590,000	8,899,000	199,232,000	40,917,000	5,678,000
1898-99	173,947,000	19,487,000	9,317,000	202,751,000	40,791,000	5,584,000
1899-00	204,002,000	20,330,000	9,216,000	234,048,000	48,826,000	5,860,000
1900-01	174,691,000	22,396,000	11,141,000	206,428,000	46,964,000	6,367,000
1901-02	181,727,000	23,413,000	9,055,000	214,195,000	51,934,000	6,131,000
1902-03	182,045,000	23,537,000	7,962,000	213,484,000	54,192,000	6,575,000
1903-04	180,508,000	20,575,000	9,331,000	210,414,000	51,592,000	5,781,000
1904-05	176,689,000	23,306,000	9,393,000	209,388,000	47,925,000	6,761,000
1905-06	156,974,000	23,688,000	7,667,000	188,329,000	47,753,000	6,785,000
1906-07	209,226,000	23,389,000	9,745,000	242,360,000	50,762,000	6,249,000

**Total Net Tonnage of British and Foreign Vessels, distinguishing Sailing and Steam, Entered and Cleared at Ports United Kingdom.**

Year.	CLEARED.								
	BRITISH.			FOREIGN.			TOTAL.		
	Sailing.	Steam.	Total.	Sailing.	Steam.	Total.	Sailing.	Steam.	Total.
	1,000's tons.	1,000's tons.	1,000's tons.	1,000's tons.	1,000's tons.	1,000's tons.	1,000's tons.	1,000's tons.	1,000's tons.
1898	2,166	25,063	27,229	2,332	6,929	10,261	5,497	31,993	37,490
1894	2,242	27,406	29,648	3,619	7,450	11,069	5,890	34,858	40,718
1895	1,913	27,603	29,516	3,246	7,774	11,020	5,169	35,378	40,537
1896	1,673	29,509	31,182	3,109	8,693	11,802	4,782	38,292	42,964
1897	1,549	30,686	32,235	3,103	9,936	13,040	4,652	40,623	45,275
1898	1,406	30,953	32,359	2,894	10,584	13,478	4,300	41,538	45,838
1899	1,295	31,519	32,784	2,847	13,275	16,122	4,113	44,794	48,907
1900	1,200	30,065	31,265	2,970	15,965	18,935	4,169	45,131	49,300
1901	1,103	29,997	31,100	2,557	14,642	17,199	3,659	44,639	48,298
1902	908	31,342	32,250	2,483	15,988	17,571	3,389	46,431	49,820
1903	835	33,783	34,418	2,139	15,971	18,110	2,774	49,754	52,528
1904	695	34,043	34,738	2,159	17,166	19,325	2,854	51,210	54,064
1905	600	35,192	35,792	2,193	18,461	20,654	2,853	53,564	56,417
1906	545	37,732	38,277	1,995	20,237	22,232	2,540	57,989	60,509

**CLEARED—WITH CARGOES ONLY.**

1893	1,791	22,705	24,496	2,146	6,311	8,457	3,936	29,016	32,952
1894	1,899	24,784	26,683	2,247	6,848	9,095	4,146	31,632	35,778
1895	1,665	25,268	26,933	2,188	7,176	9,364	3,828	32,444	36,272
1896	1,478	26,248	27,726	2,388	7,979	10,367	3,576	34,127	37,703
1897	1,349	26,752	28,101	2,123	9,084	11,207	3,473	35,896	39,369
1898	1,182	26,777	27,959	1,868	9,636	11,504	3,050	36,412	39,462
1899	1,108	27,860	28,968	1,962	12,057	14,019	3,070	39,918	42,988
1900	1,029	26,877	27,906	1,976	13,790	15,766	3,005	40,667	43,672
1901	959	27,342	28,301	1,631	13,286	15,017	2,590	40,727	43,371
1902	801	28,733	29,534	1,693	13,574	15,267	2,494	42,308	44,902
1903	590	30,746	31,316	1,473	14,610	16,083	2,084	45,366	47,400
1904	573	31,330	31,903	1,429	15,158	16,573	1,998	46,473	48,466
1905	551	32,182	32,733	1,519	15,341	16,860	2,100	47,523	49,623
1906	463	34,983	35,446	1,417	17,436	18,853	1,860	52,419	54,299
1907	—	—	30,980	—	—	20,603	—	—	57,583

was paid in the Years ended 31st March, 1896 to 1906.

Ireland.	Total.	England.	Scotland.	Ireland.	Total.	Years ended 31st March.
£ 172,000	29,704,000	186,856,000	21,225,000	12,240,000	220,321,000	1896-97
2,872,000	49,467,000	215,000,000	21,268,000	11,771,000	248,009,000	1897-98
3,079,000	49,385,000	214,788,000	25,071,000	12,337,000	252,146,000	1898-99
3,277,000	57,983,000	232,328,000	27,710,000	12,443,000	291,391,000	1899-00
3,430,000	56,782,000	221,675,000	28,969,000	14,573,000	285,217,000	1900-01
3,480,000	61,084,000	233,961,000	29,544,000	12,554,000	307,060,000	1901-02
3,699,000	64,436,000	236,257,000	30,112,000	11,571,000	327,736,000	1902-03
3,883,000	69,210,000	252,100,000	32,332,000	13,214,000	347,659,000	1903-04
3,970,000	66,786,000	253,714,000	30,067,000	12,363,000	346,144,000	1904-05
3,675,000	68,221,000	254,227,000	30,482,000	11,340,000	346,330,000	1905-06
3,219,000	60,281,000	236,360,000	29,638,000	12,064,000	301,360,000	1906-07



### Net Value of Property assessed to Probate and Succession

Years ended 31st March.	England.	Scotland.	Ireland.	Total.	England.	Scotland.
	Probate Duty.*				Succession	
	£	£	£	£	£	£
1890-1	144,418,000	13,754,000	7,157,000	165,329,000	40,629,000	4,816,000
1891-2	165,696,000	18,328,000	9,373,000	193,397,000	39,147,000	4,199,000
1892-3	141,949,000	15,207,000	7,166,000	164,322,000	45,448,000	5,150,000
1893-4	138,089,000	17,450,000	7,327,000	162,866,000	39,816,000	4,107,000

\* The Probate Duty was repealed

### Classification of the Number of Estates and Capital Value of the years ended

Class.	1897-8	1898-9	1899-00	1900-1	1901-2	1902-3	1903-4
	I.—NUMBER						
	Number.						
Small Estates { Not exceeding 300 <i>l.</i> gross value	15,264	15,926	13,383	18,237	18,081	18,024	17,941
{ Exceeding 300 <i>l.</i> but not exceeding 500 <i>l.</i> gross value	7,581	8,110	8,915	8,707	8,626	8,559	8,724
<i>Net</i> —							
Exceeding 100 <i>l.</i> but not exceeding 500 <i>l.</i>	7,202	7,653	8,912	6,460	5,608	5,712	5,652
500 <i>l.</i> " " " 1,000 <i>l.</i>	7,473	7,392	8,788	9,434	9,468	9,767	9,909
1,000 <i>l.</i> " " " 10,000 <i>l.</i>	13,836	14,379	16,166	16,814	15,773	16,419	16,114
10,000 <i>l.</i> " " " 25,000 <i>l.</i>	2,118	2,253	2,462	2,290	2,246	2,212	2,214
25,000 <i>l.</i> " " " 50,000 <i>l.</i>	641	839	986	887	908	904	874
50,000 <i>l.</i> " " " 75,000 <i>l.</i>	265	251	303	263	272	294	272
75,000 <i>l.</i> " " " 100,000 <i>l.</i>	133	152	139	133	140	139	150
100,000 <i>l.</i> " " " 150,000 <i>l.</i>	124	140	155	140	130	131	127
150,000 <i>l.</i> " " " 250,000 <i>l.</i>	84	94	103	81	74	81	92
250,000 <i>l.</i> " " " 500,000 <i>l.</i>	49	42	55	51	47	45	40
500,000 <i>l.</i> " " " 1,000,000 <i>l.</i>	14	16	12	17	14	19	22
1,000,000 <i>l.</i> " " "	7	9	12	9	8	4	7
TOTAL	54,991	57,256	65,341	62,523	61,393	62,310	62,106
	II.—CAPITAL VALUE						
	Amount in thousands of £.						
Small Estates { Not exceeding 300 <i>l.</i> gross value	2,964	3,093	3,579	3,557	3,467	3,463	3,458
{ Exceeding 300 <i>l.</i> but not exceeding 500 <i>l.</i> gross value	3,037	3,251	3,570	3,499	3,484	3,485	3,510
<i>Net</i> —							
Exceeding 100 <i>l.</i> but not exceeding 500 <i>l.</i>	4,295	4,434	4,903	3,568	2,703	2,772	2,551
500 <i>l.</i> " " " 1,000 <i>l.</i>	7,314	7,291	8,370	8,463	8,013	8,299	8,357
1,000 <i>l.</i> " " " 10,000 <i>l.</i>	53,708	55,750	61,652	60,641	58,081	61,769	59,361
10,000 <i>l.</i> " " " 25,000 <i>l.</i>	38,062	39,642	43,249	40,768	40,707	41,231	39,526
25,000 <i>l.</i> " " " 50,000 <i>l.</i>	31,628	33,319	36,615	33,597	35,237	35,631	33,297
50,000 <i>l.</i> " " " 75,000 <i>l.</i>	17,445	16,593	18,789	18,167	18,198	19,752	19,527
75,000 <i>l.</i> " " " 100,000 <i>l.</i>	11,797	13,535	12,866	13,000	12,599	13,474	11,903
100,000 <i>l.</i> " " " 150,000 <i>l.</i>	16,218	18,261	19,868	18,141	18,189	18,159	17,321
150,000 <i>l.</i> " " " 250,000 <i>l.</i>	15,617	19,262	20,119	17,756	15,906	17,124	18,864
250,000 <i>l.</i> " " " 500,000 <i>l.</i>	17,894	13,709	19,965	16,667	19,258	17,711	14,601
500,000 <i>l.</i> " " " 1,000,000 <i>l.</i>	12,622	10,524	9,907	13,098	14,489	15,651	16,946
1,000,000 <i>l.</i> " " "	14,736	11,655	28,173	13,005	36,539	11,982	14,006
TOTAL	247,342	250,619	292,815	264,514	288,809	270,473	264,118



## CONDITION OF

Return for the United Kingdom for each of the

1. Year.	2. Population (millions).	3. Death Rate per thousand.	4. Birth Rate per thousand.	5. Paupers, total, Indoor and Outdoor.	6. Number of Paupers per 10,000 of the Population.	7. Total Cost of Poor Relief.	8. Net Passenger Movement outwards to places out of Europe.			9. Corn, average price per quarter of 480 lbs.		
							Of British Nationality.	Of Foreign Nationality.	Total.	Wheat.	Barley.	Oats.
				Avg. No.		£	No.	No.	No.	s. d.	s. d.	s. d.
1861	28·9	*	*	1,054,099	364	7,058,000	*	*	*	55 4	36 1	23 9
1871	31·5	21·5	33·8	1,237,353	393	9,558,000	*	*	198,608†	56 8	36 2	25 2
1881	34·9	18·7	32·5	1,010,473	290	10,155,000	190,295	119,983	315,409†	45 4	31 11	21 9
1891	37·7	20·0	30·4	955,843	253	10,566,000	116,470	65,078	188,174†	37 0	28 2	20 0
1901	41·5	17·1	28·0	979,600	236	14,444,000	72,016	63,618	137,557†	26 9	25 2	18 5
1906	43·7	15·6	26·8	1,089,000†	249‡	16,741,000	194,671	133,878	327,572‡	28 3	24 2	18 4

17. Year.	18. Corn Home grown & Foreign total retained for Home con- sumption	19. Corn, con- sumption per head of popu- lation.	20. Fish of British taking landed in the United Kingdom. total value.	21. Net Imports of Merchandise (deducting Re-exports).		22. Exports of the Produce and Manufactures of the United Kingdom.		23. Imports of Bullion and Specie.
				Total Value.	Value per head of Popu- lation.	Total Value.	Value per head of popu- lation.	
				£	£ s. d.	£	£ s. d.	
1861	Million cwts.	Cwts.	£	£	£ s. d.	£	£ s. d.	£
	*	*	*	182,955,340†	6 6 6†	125,102,814	4 6 5	18,747,045‡
1871	*	*	*	270,506,942	8 11 10	223,066,162	7 1 7	38,140,827
1881	*	*	*	333,962,392	9 11 6	234,022,878	6 14 0	16,864,408
1891	127·3	3·4	7,009,000	373,562,696	9 18 3	247,235,150	6 10 10	39,591,218
1901	128·0	3·1	9,542,000	454,148,306	10 19 1	280,022,376‡	6 14 0‡	32,217,306
1906	143·0	3·3	11,311,000†	522,786,020	11 19 6	375,575,338‡	8 12 1‡	63,330,653

\* Cannot be given owing to the non-existence, or incompleteness or other defects, of the various statistical returns in the years indicated.

† Provisional figures.

‡ Includes a few passengers whose nationality was not distinguished.

§ Declared values throughout, unless otherwise indicated.

| Computed real values in these years.

## TRADE AND PEOPLE.

Years 1861, 1871, 1881, 1891, 1901, and 1906.

10. Average Price of Beef at the Metropolitan Cattle Market.			11. Foreign Grain, Corn and Flour Imports, total value.	12. Foreign Meat, alive and dead, Imports, total value.	13. Food and Drink Imports (exclusive of Tobacco), total value.	14. Food and Drink Imports (exclusive of Tobacco) from British Colonies and Possessions total value.	15. Food and Drink Imports (exclusive of Tobacco) per head of population, total value.	16. Year.
Per Stone of 8 lbs. (sinking the Offal).								
First Quality.	Second Quality.	Inferior Quality.	£	£	£	£	£ s. d.	
s. d.	s. d.	s. d.	£	£	£	£	£ s. d.	
4 6	4 0	3 3½	37,383,000	4,246,000	83,922,000	17,034,000	2 18 0½	1861
5 4½	4 10½	3 11¼	45,601,600	10,713,000	123,931,000	21,853,000	3 18 9	1871
5 6	5 1	4 5	66,570,000	26,212,000	176,694,000	31,243,000	5 0 9	1881
4 11	4 4	2 9	66,317,000	29,851,000	184,835,000	35,965,000	4 18 0	1891
4 7	3 11	2 4	65,209,000	50,390,000	220,016,000	41,358,000	5 6 2	1901
4 7	3 6	2 9	67,881,000	62,026,000	233,439,000	58,429,000	5 6 11	1906

24. Exports of Bullion and Specie.	25. Income Tax, yield of each Penny. (Years commencing 6th April).	26. Post Office and Trustee Savings Banks Deposits.	27. British Shipping, total tonnage.	28. British Shipping, tonnage entered and cleared in the United Kingdom.	29. Foreign Shipping, tonnage entered and cleared in the United Kingdom.	30. Bankers' Clearing House Returns. Total.	31. Year.
£	£	£	Tons.	Tons.	Tons.	Million £	
20,811,648	1,162,250	41,533,000	4,806,826	15,420,532	11,175,109	*	1861
33,780,671	1,654,277	65,845,000	5,694,123	25,034,748	13,513,130	4,826	1871
22,502,819	1,915,683	81,196,000	6,691,906	41,543,259	16,406,296	6,357	1881
37,228,791	2,238,130	120,854,000	8,279,297	53,967,435	20,855,185	6,848	1891
26,015,102	2,531,462	206,810,000	9,698,420	62,270,021	34,409,873	9,561	1901
61,482,582	2,650,000	230,362,000	11,167,332	76,465,979	44,324,331	12,711	1906

\* Includes the value of Ships and Boats (new) and their Machinery exported. These particulars were not recorded in the Official Trade Accounts until 1882.

\*\* Trustee Savings Banks only 1831-1861. The Post Office Savings Bank commenced operations in 1864. The particulars included for the Post Office Savings Bank relate to calendar years, and those for Trustee Savings Banks to years ended 24th November. The figures for 1881-1906 include the Government stock held for depositors.

## SHIPBUILDING.

Tonnage of Vessels built in the United Kingdom, Germany, France, and the United States of America, in each year since 1858, so far as the particulars can be given.

Year	United Kingdom.*			Germany†	France.†	United States of America.‡					
	Sailing.	Steam.	Total.			On the Sea Coast.	On the Mississippi River and its Tributaries.	On the Great Lakes.	Total.		
	Tons.	Tons.	Tons.	Tons.	Tons.	Tons.	Tons.	Tons.	Tons.		
1858	156,448	80,106	236,554	Cannot be given.	Cannot be given.	177,412	35,650	31,642	244,713		
1859	151,369	61,375	212,744					133,394	17,128	6,189	156,692
1860	158,172	67,669	225,841					169,836	32,970	11,992	214,798
1861	180,261	75,124	255,385					179,767	29,960	23,467	233,194
1862	264,061	97,514	361,575					112,457	8,755	53,394	174,576
1863	254,120	134,137	388,257					215,667	27,467	67,972	311,096
1864	274,778	156,663	431,441					310,421	39,109	49,131	415,741
1865	296,594	211,665	508,259					291,306	66,376	36,641	394,323
1866	211,319	168,320	379,639					232,388	70,555	33,294	336,237
1867	179,501	128,473	307,974					239,519	35,106	39,679	314,305
1868	246,355	115,970	362,325					175,512	32,095	56,798	264,405
1869	242,562	145,330	387,892					191,194	34,570	49,499	275,263
1870	126,461	297,306	423,767					182,838	56,859	37,238	276,935
1871	60,290	330,708	391,058					156,219	73,691	43,897	273,807
1872	58,257	415,961	474,217				50,607	128,007	26,344	44,611	198,962
1873	89,626	363,317	452,943		39,430	121,139	48,659	92,448	262,246		
1874	199,094	414,773	613,867		34,917	377,093	63,646	91,866	492,725		
1875	245,367	226,701	472,068		37,530	244,474	24,234	39,371	297,659		
1876	241,088	136,932	378,020		32,707	163,536	23,626	16,124	203,286		
1877	214,514	236,406	450,919		26,354	132,096	24,693	6,903	178,569		
1878	148,273	322,446	470,719	32,631	21,367	155,138	69,528	11,438	235,994		
1879	161,579	344,412	506,091	39,013	24,773	115,683	62,213	15,135	193,014		
1880	58,065	414,331	472,396	25,400	12,629	101,720	32,791	22,599	157,140		
1881	98,766	515,110	613,876	34,656	20,735	125,766	61,129	73,504	259,459		
1882	147,389	635,212	782,601	62,411	56,594	188,094	35,517	58,369	292,470		
1883	148,089	744,126	892,216	74,469	35,223	219,349	26,443	26,638	295,430		
1884	173,179	415,036	588,214	54,727	57,162	178,410	18,664	30,431	225,514		
1885	219,094	221,915	441,012	22,241	15,939	121,010	11,290	26,826	159,066		
1886	145,249	186,279	331,528	37,741	27,075	64,458	10,595	20,400	96,433		
1887	87,127	269,071	356,198	37,198	37,170	83,061	16,991	56,488	156,740		
1888	96,393	477,554	573,947	28,251	31,908	106,125	11,850	101,103	218,977		
1889	137,147	717,882	855,029	77,706	32,502	111,852	12,392	107,600	231,134		
1890	115,692	663,946	779,638	71,895	24,015	160,091	16,546	106,526	284,123		
1891	229,610	579,823	809,433	70,547	26,465	237,462	19,994	111,576	369,372		
1892	287,072	514,476	801,548	49,307	18,664	138,263	14,300	45,969	199,632		
1893	123,574	690,860	814,434	47,685	21,795	102,830	9,538	99,271	211,639		
1894	99,628	569,364	668,992	71,960	18,240	89,299	9,111	41,965	131,165		
1895	64,717	387,917	452,634	66,330	22,945	67,127	5,122	36,353	111,692		
1896	73,291	663,323	736,614	42,179	39,156	102,544	15,771	108,772	227,697		
1897	59,099	554,967	614,067	36,619	55,780	108,504	11,792	116,337	232,238		
1898	44,330	625,715	670,045	38,606	37,534	112,579	13,495	54,064	190,458		
1899	50,483	889,627	940,110	103,311	68,278	186,120	23,552	30,368	300,338		
1900	66,122	886,145	952,267	115,228	59,269	249,066	14,173	120,611	383,749		
1901	61,663	921,470	983,133	101,206	106,662	201,516	22,208	160,085	433,499		
1902	51,664	869,361	921,025	106,315	159,532	260,122	9,236	168,743	468,311		
1903	56,406	791,960	848,367	132,573	50,046	238,196	11,112	186,534	468,152		
1904	51,725	822,331	874,056	106,406	74,008	208,228	16,321	159,433	375,542		
1905	38,000	1,010,358	1,048,358	125,918	49,530	229,718	6,477	93,123	359,312		
1906	49,083	1,107,688	1,156,771	Information not available		146,883	6,591	265,271	418,745		

\* The Returns for the years prior to 1871 denote the tonnage of the newly-built vessels which were first registered in those years; but in the Returns for 1871 and later years, the tonnage of vessels the building of which was completed in those years is given, whether registered during the year or not.

† Tonnage built and added to the register.

‡ The figures for the United States are for the years ended 30th June in each case, and represent tonnage built and added to the register. They include the tonnage of canal boats and barges.

## COMPARATIVE STATISTICS OF PAUPERISM.

The following table shows for each year from 1872, in which year complete returns for England and Wales were first obtained, the number of paupers on the 1st July, distinguishing casual and insane paupers, and the in-door and out-door paupers, exclusive of the two first-mentioned classes.

The figures are ranged in groups to indicate the rise and fall of pauperism in the successive periods.

YEARS	Population.	Paupers, except casual and insane paupers.		Casual Paupers.		Insane.	Total number relieved.*	Rate per 1,000 of estimated population.	
		In-door.	Out-door.	Total.	Relieved on night of 1st July.			England and Wales.	London
				(a).	(b).				
1872	23,096,495	118,708	705,752	2,372		50,438	877,065	38.0	34.7
1873	23,466,556	118,080	650,296	2,485		51,299	825,523	35.1	33.1
1874	23,724,834	119,730	607,972	3,200		53,347	784,046	33.9	30.9
1875	24,045,385	116,214	572,612	3,292		54,478	746,065	31.9	27.9
1876	24,370,297	119,615	529,124	3,367		55,736	707,375	29.9	25.7
1877	24,699,539	126,077	521,127	3,323		57,648	706,933	28.7	25.6
1878	25,033,259	134,892	528,185	3,622		59,392	725,859	29.9	24.8
1879	25,371,489	144,198	500,563	7,465		59,945	772,366	30.4	24.7
1880	25,714,288	149,041	554,185	7,742		61,739	773,533	30.9	25.0
1881	26,046,142	150,550	552,827	6,461		63,523	773,198	29.7	25.1
1882	26,334,942	149,740	541,557	5,028		64,979	761,126	28.9	25.1
1883	26,626,949	149,690	532,916	3,294		67,076	752,791	28.3	24.5
1884	26,922,192	151,872	524,359	3,200		68,785	748,074	27.8	24.5
1885	27,230,706	151,841	523,736	4,648		68,870	748,410	27.5	24.1
1886	27,552,532	158,736	542,278	4,640		69,398	738,857	28.9	24.2
1887	27,877,706	156,169	537,395	4,686		70,995	738,615	27.7	24.7
1888	28,136,258	156,134	539,600	5,949		72,521	734,044	27.5	25.0
1889	28,448,239	153,911	524,827	4,157		74,439	735,189	26.6	24.5
1890	28,763,673	150,863	507,689	5,552		75,086	731,043	25.7	24.1
1891	29,085,819	151,691	495,184	6,008		75,525	728,042	25.9	23.4
1892	29,421,392	155,359	493,407	6,036		76,739	735,355	24.9	23.5
1893	29,769,842	164,130	501,796	8,391		79,773	753,946	25.3	24.7
1894	30,104,201	168,546	508,949	6,916		81,910	766,234	25.5	25.1
1895	30,431,528	173,236	526,396	8,029		83,633	791,583	26.0	26.0
1896	30,802,828	172,977	522,792	10,797	6,668	86,694	783,100	25.7	26.0
1897	31,158,245	174,416	518,697	9,028	5,192	89,110	791,659	25.4	25.7
1898	31,517,725	180,029	536,376	9,357	5,338	91,570	782,781	25.7	26.1
1899	31,881,365	177,475	496,913	8,959	5,361	94,056	777,293	24.4	25.9
1900	32,249,187	174,528	488,566	7,779	4,170	95,428	761,248	23.6	25.5
1901	32,621,283	181,777	490,895	8,407	5,445	97,096	776,084	23.9	26.9
1902	32,997,626	189,889	497,852	10,717	6,660	99,749	786,192	24.2	26.6
1903	33,378,236	196,561	499,544	8,634	5,121	102,699	800,231	24.2	26.9
1904	33,763,434	206,118	515,168	10,843	6,748	104,823	836,453	24.8	27.8
1905	34,152,977	214,884	532,778	14,929	8,556	107,728	893,777	25.6	29.5
1906	34,547,616	215,713	527,798	13,017	6,574	109,726	865,794	25.1	28.5
1907	34,945,690	222,430	523,833	11,408	6,397	111,074	868,276	24.8	28.8

Dealing with the last of the period of years shown in the above table, it will be seen that an increase in the proportion of the population, who received Poor Law relief, which occurred between the years 1890 and 1905, was followed by a decrease in 1906, which was maintained in 1907. In spite of a slight increase in the actual number of persons relieved, the rate per 1,000 of the population on the 1st July, 1907, was lower than the rates recorded in 1906 and 1905, and was, with the exception of the five years 1899 to 1903, the lowest in the table.

\* The persons who received both in-door and out-door relief on the 1st July, are now included in the table both as in-door and out-door paupers, but only counted once in the total.

† The large 88,559 persons relieved in the unions in Monmouth and South Wales during the year 1896-7, compared with 4,712 on the same date in 1897.

**PAUPERS—Continued.**  
**Scotland.**

Amount Expended in the Relief and  
Management of the Poor.

Years ended 14th May,	Registered and Casual Poor. No.	Depen- dent. No.	Total. No.	Ratio to Estimated Population. Per Cent.	Amount			Per Head of Population of Scotland.			
					£	s.	d.	£	s.	d.	
1860-4	82,050	43,288	125,338	4.2	714,511	5	14	0	0	4	8
1865-9	81,772	49,237	131,009	4.3	832,702	6	7	1	0	5	3
1870-4	77,902	45,611	123,513	3.7	855,853	6	18	8	0	5	0
1875-9	66,062	37,114	103,176	2.9	864,841	8	7	8	0	4	1
1880-4	63,989	36,328	100,317	2.7	895,961	8	18	8	0	4	9
1885-9	61,635	35,048	96,683	2.5	887,085	9	3	6	0	4	6
1890-4	60,153	32,369	92,522	2.3	910,209	9	16	9	0	4	5
1895-9	64,384	34,196	98,580	2.3	1,055,775	10	14	2	0	4	11
1900	64,626	34,390	99,016	2.2	1,141,660	11	12	7	0	5	1
1901	64,680	34,348	99,028	2.0	1,178,172	11	17	11	0	5	3
1902	65,387	35,461	100,848	2.2	1,207,923	11	19	8	0	5	4
1903	66,703	36,313	103,016	2.2	1,226,160	11	17	7	0	5	4
1904	70,371	35,253	105,624	2.3	1,312,393	12	8	6	0	5	8
Average, 1900-4	68,353	35,153	101,506	2.2	1,213,161	11	19	0	0	5	4
1905	72,148	38,495	108,643	2.3	1,379,922	—	—	—	—	—	—
1906	72,446	36,788	109,234	2.3	1,460,971	—	—	—	—	—	—

**Ireland.**

Total Expended in the Relief and  
Management of the Poor.

	Indoor.		Outdoor.		Total. No.	Ratio to Estimated Population. Per Cent.	Amount. £	Per Head of Paupers.			Per Head of Popula- tion of Ireland.		
	No.	Per Cent.	No.	Per Cent.				£	s.	d.	£	s.	d.
1860-4	49,335	..	4,588	..	53,923	0.9	639,594	11	17	3	0	2	..
1865-9	53,413	..	12,727	..	66,140	1.1	766,069	11	11	8	0	2	..
1870-4	47,767	..	24,610	..	72,377	1.3	861,369	11	18	0	0	3	..
1875-9	46,240	..	32,615	..	78,855	1.5	951,483	12	1	4	0	3	..
1880-4	52,145	..	56,722	..	108,867	2.1	1,128,620	10	8	3	0	4	..
1885-9	46,627	..	64,616	..	111,243	2.3	1,053,994	9	9	6	0	4	..
1890-4	42,297	..	60,614	..	102,911	2.2	1,041,892	10	2	5	0	4	..
1895-9	42,243	..	57,933	..	100,176	2.2	1,090,999	10	17	10	0	4	10
1900	41,596	.92	57,676	1.28	99,272	2.20	1,125,110	..	..	..	..	..	..
1901	42,585	.95	57,551	1.29	100,136	2.24	1,169,040	..	..	..	..	..	..
1902	43,316	.97	57,875	1.30	101,191	2.27	1,221,277	..	..	..	..	..	..
1903	43,561	.98	56,672	1.28	100,233	2.26	1,173,208	..	..	..	..	..	..
1904	43,586	.99	57,665	1.30	101,251	2.29	1,221,111	..	..	..	..	..	..
1900-4	42,928	..	57,487	1.29	100,415	2.25	1,181,948	11	15	0	0	6	..
1905	44,365	1.01	61,666	1.40	106,031	2.41	1,253,355	11	16	0	0	5	..
1906	44,322	1.01	56,861	1.30	101,183	2.31	..	..	..	..	..	..	..

**LOCAL DEBT.**

	1839-1900.	1900-1.	1901-2.	1902-3.	1903-4.	1904-5.
England and Wales	293,864,224	316,704,222	343,416,582	370,697,493	393,882,146	446,459,
Scotland	42,777,607	46,274,880	49,596,758	51,876,061	54,779,953	57,025,
Ireland	11,423,914	13,534,973	14,440,595	15,398,681	16,008,311	16,917,
United Kingdom	348,135,745	376,514,075	407,453,935	437,862,235	464,670,440	540,401,

### TRIUMPHANT FREE TRADE.

The year 1907 has in many ways afforded triumphant evidence of the soundness of our Free Trade policy. There is not a single test that can be applied that does not prove the marvellous prosperity the nation has enjoyed. The foreign trade figures have reached a hitherto unparalleled figure; the home trade, with only one or two exceptions, has been very good; wages have risen; hours of labour have been shortened; the ratio of pauperism has decreased. On the other hand, the United States is in a state of what might almost be described as mercantile chaos, largely due to the baneful influence of the tariff. In Germany the cost of food has risen to such a height as to be a source of menace to the German Government. In Australia the heavy increase of the tariff has necessitated (in the opinion of its legislators) ridiculous excise duties, which will most seriously interfere with the carrying on of ordinary production, and open the door to the possibility of an immense amount of jobbery. It is no wonder that the so-called Tariff "Reformers" find it necessary to endeavour by the sheer power of money to control the newspapers, and thus poison the source of information to the ordinary citizen. The *Truth* is too strong for them.

The following are the figures of our foreign trade for the past three years:—

#### Merchandise.

	1907.	1906.	1905.
	£	£	£
Imports .....	645,904,176	697,888,500	565,019,917
Exports—British and Irish ...	426,204,596	375,575,338	329,816,614
"    Foreign .....	91,972,141	85,102,480	77,779,913
<b>Total.....</b>	<b>1,164,080,913</b>	<b>1,068,566,318</b>	<b>972,616,444</b>

#### Bullion.

	£	£	£
Imports .....	73,072,439	63,330,653	51,559,909
Exports .....	77,786,858	61,482,552	45,331,519

Our opponents say that this increase is due to the fact that we have been exporting large quantities of coal and other goods upon which there has been but little labour expended, while we have been importing manufactured articles upon which much labour has been bestowed. The more the Tables are examined the clearer it will appear that this is not so. Taking our imports for home consumption, i.e., our imports less the re-exports of foreign goods, we find that comparing 1907 with 1905 there is a total increase of imports in 1907 over 1905 of £66,692,031. Made up as follows:—

I. Food, Drink, and Tobacco .....	£15,943,841
II Raw Materials and Unmanufactured Goods..	£44,161,909
III Manufactured Goods and Miscellaneous ...	£6,586,281



Thus the increase in our imports of Food and Raw Materials is nine times that in the imports of Manufactured Goods. Now if we take the exports, we find the increases are as follows:—

I. Food and Drink	... ..	£3,349,214
II. Raw Materials and Unmanufactured Goods	...	£18,692,789
III. Manufactured Goods and Miscellaneous	...	£74,345,979

Nor is this increase in Manufactured Goods chiefly in things with little labour value, such as Pig Iron, Yarn, &c., but in goods upon which there has been a great deal of labour employed. Even if that were not the case, it would not necessarily mean that this country was going to ruin. Goods are not forced upon us, we only import them because we want them, and the more we can get in exchange for the goods we send out, and the services we render foreign countries, the better it is for us.

### The Colonial Conference.

Despite the proofs of the soundness of our commercial system, the so-called Tariff "Reformers" are increasing their efforts to persuade the people to abandon Free Trade. Of course they make the most of the visit of the Colonial Premiers, and talk a lot of nonsense about the Government "slamming the door" in the faces of our guests. They conveniently forget that the subject of Free Trade was well threshed out before the General Election took place; that our Fiscal System was the great question upon which the people were asked to decide. And a most emphatic decision was given. No one could pretend to misunderstand the answer. Yet because the Government which was placed in power to maintain Free Trade and to reject Colonial Preference or Protection in any shape did not brush aside the expressed wishes of the nation and yield to the requests—sometimes almost commands—of some of the Colonial Premiers, they are reviled by Tariff Reformers as if they had done some wrong act. No case was made out for change by any of these Premiers. Mr. Deakin made a very clever speech, but it was completely answered by Mr. Asquith, Mr. Lloyd George, and Mr. Churchill. But even had it been unanswerable the Government could not have given a favourable reply to the proposals of the Premiers before again consulting the electors, who had given them clearly to understand that they did not want Colonial Preference conditional upon our placing duties upon food stuffs.

### Colonial Preference a Danger to the Empire.

Fiscal Federation with our Colonies is usually advocated as a means of uniting still closer the bonds between the Mother Country and the various parts of the Empire, whereas, unless very carefully and dexterously handled, there is grave fear that disruption, not consolidation, must be the result.

Under the present system things have gone very well. Britain has prospered and the Colonies have grown up to be thriving communities. It is true the Colonies have been allowed to impose tariffs against the goods we send them; it is true they hardly contribute anything to the cost of the Army and Navy (without the protection of which their independence would not be worth many weeks' purchase); but the British people has submitted good-naturedly to that and been proud of the Colonies. But now, when these colonists, instead of coming to the assistance of the Mother Country and paying their proper share of the cost of the Army and Navy, are beginning to formulate demands that we should tax ourselves in order that they should get a better market for colonial produce, the whole relations between this country and them will be very closely scrutinised.

## IMPORTS INTO UNITED KINGDOM (Value C.I.F.) 1905-1906-1907.

	Year ended 31st December.			Increase (+) or Decrease (-) in 1907 as compared with 1906.	
	1905.	1906.	1907.	1906.	1905.
<b>I.—FOOD, DRINK, &amp; TOBACCO:</b>					
A. Grain and Flour .....	£ 69,200,285	£ 67,880,589	£ 75,401,091	+ 7,520,502	+ 6,200,806
B. Meat, including Animals for Food .....	49,431,748	52,020,463	51,916,740	- 109,713	+ 2,484,992
C. Other Food and Drink:					
(1) Non-dutiable .....	63,023,140	63,823,115	67,489,952	- 1,333,163	+ 4,466,812
(2) Dutiable .....	46,922,482	44,709,172	48,350,734	+ 3,641,562	+ 2,428,252
D. Tobacco .....	3,721,920	4,718,827	4,227,987	- 490,840	+ 506,067
TOTAL, CLASS I. ....	231,299,575	238,158,156	247,386,504	+ 9,228,348	+ 16,086,929
<b>II.—RAW MATERIALS AND ARTICLES MAINLY UNMANUFACTURED:</b>					
A. Coal, Coke, and Manufactured Fuel .....	42,582	47,100	20,845	- 26,255	- 21,737
B. Iron Ore, Scrap Iron, and Steel .....	5,625,575	6,706,756	7,358,959	+ 592,203	+ 1,633,384
C. Other Metallic Ores .....	7,610,990	9,030,144	10,128,157	+ 1,098,013	+ 2,517,167
D. Wood and Timber .....	23,274,020	27,507,410	27,094,365	- 413,045	+ 8,220,345
E. Cotton .....	52,370,878	56,125,253	70,806,324	+ 14,683,071	+ 18,437,446
F. Wool .....	36,648,737	30,515,718	36,459,775	+ 5,944,057	+ 9,811,038
G. Other Textile Materials .....	14,511,978	17,024,713	18,013,730	+ 969,017	+ 8,501,752
H. Oil Seeds, Nuts, Oils, Fats, and Gums .....	23,600,927	25,634,214	30,636,698	+ 5,062,484	+ 7,095,771
I. Hides & Undressed Skins .....	5,084,793	10,699,696	10,743,939	+ 44,243	+ 2,659,146
J. Materials for Paper Making .....	3,802,501	3,935,409	4,363,295	+ 427,886	+ 560,794
K. Miscellaneous .....	22,633,578	24,191,914	25,906,600	+ 1,714,686	+ 3,273,022
TOTAL, CLASS II. ....	188,106,559	211,478,327	241,594,687	+ 30,116,359	+ 53,488,128
<b>III.—ARTICLES WHOLLY OR MAINLY MANUFACTURED:</b>					
A. Iron and Steel and Manufactures thereof .....	8,589,405	8,359,752	7,215,179	- 1,144,573	- 1,374,226
B. Other Metals and Manufactures thereof .....	21,840,696	28,231,728	28,932,832	+ 701,106	+ 7,092,136
C. Cutlery, Hardware, Implements and Instruments .....	3,615,107	3,771,616	4,072,145	+ 300,529	+ 457,038
D. Electrical Goods and Apparatus (other than Machinery, and Telegraph and Telephone Wire) .....	1,010,304	1,187,625	1,247,650	+ 60,025	+ 237,346
E. Machinery .....	4,537,871	5,126,972	5,311,978	+ 185,006	+ 774,107
F. Ships (new) .....	32,623	28,400	27,015	- 1,385	- 5,608
G. Manufactures of Wood and Timber (including Furniture) .....	1,968,196	2,016,728	1,920,096	- 96,702	- 48,170
H. Yarns and Textile Fabrics:					
(1) Cotton .....	7,920,252	9,326,527	9,523,636	+ 197,109	+ 1,603,384
(2) Wool .....	12,524,037	14,075,836	10,769,739	- 1,226,099	- 1,754,296
(3) Other Materials .....	19,244,139	20,922,092	20,740,900	+ 638,908	+ 1,436,501
I. Apparel .....	3,962,693	3,784,478	3,619,171	- 167,507	- 335,722
J. Chemicals, Drugs, Dyes, and Colours .....	9,624,636	10,104,111	11,637,078	+ 1,532,967	+ 2,012,446
K. Leather and Manufactures thereof (including Boots and Shoes, and Gloves) .....	11,037,983	12,745,130	11,530,739	- 1,214,391	+ 492,756
L. Earthenware and Glass .....	4,312,218	4,219,162	4,052,391	- 106,771	- 259,827
M. Paper .....	5,256,065	5,728,575	5,673,815	- 54,080	+ 417,750
N. Miscellaneous .....	27,630,650	29,020,729	28,272,954	- 747,875	+ 842,174
TOTAL, CLASS III. ....	143,358,947	157,876,391	154,564,748	- 1,244,643	- 11,167,541
<b>IV.—MISCELLANEOUS AND UNCLASSIFIED (including Parcel Post) .....</b>	<b>2,216,876</b>	<b>2,442,626</b>	<b>2,356,237</b>	<b>- 84,389</b>	<b>+ 141,361</b>
<b>TOTAL .....</b>	<b>656,019,517</b>	<b>697,858,500</b>	<b>745,944,176</b>	<b>+ 36,018,670</b>	<b>+ 30,384,259</b>

This demand for Preference is most unfair. We are to change a system under which our trade and commerce have flourished marvellously, and give the colonists an advantage in our markets over the foreigner, without any consideration for the home producers of the goods the Colonies will send us. They, on the other hand, are careful to make the colonial manufacturers the first consideration, and offer us merely a slight advantage over foreign competitors. This unfairness must increase as time goes on.

### Preference will injure our best Customers.

We receive from the Colonies food stuffs and raw materials; we send them manufactured goods. They cannot, at present, supply us with all the food stuffs we require, and, therefore, at first, prices must be raised. This is the first disadvantage to the British worker. Then we must be prepared for an immediate increase of foreign tariffs against our goods, since we will, at once, lose the Most Favoured Nation clause in all the commercial treaties. But that is not the only blow to our foreign trade. It is contended by protectionists that the expansion of our foreign trade is not with "old" but with "new" countries. This is not quite the case. During the past fifteen years the greatest increase in British exports is to India, a country that does not desire Preference, and next to Germany. But if it were absolutely true, these "new countries" would be the very ones to be hit by the Preferential Scheme. We send goods to the amount of £19,426,000 to the Argentine Republic as compared with £13,689,000 to Canada; our exports to the former country having increased by nearly £14,000,000 in the past fifteen years, as against an increase of nearly £7,000,000 to Canada. Almost all the capital invested in the Argentine is British, which is more than can be said of Canada; and yet the Argentine is to be treated as an enemy, and her trade diverted as far as possible to Canada and Australia. If we will not take the products of the Argentine in interest upon the capital invested, she will not be able to pay in anything else, and those who have invested there will be very severely injured.

The expectation is that with Preference in the British market our Colonies will increase in population, and supply us with more and more food stuffs. But only a small proportion of the population so attracted can come from the British Isles; we have not the surplus population to send. Our Colonies thus will be composed of people of all nationalities and languages, and how such a mixed population is to "strengthen the bonds between this country and the Colonies" it would be hard to say. The greater the quantity of colonial food stuffs that comes here the greater will be the competition to which British farmers will be exposed. It will be no consolation to him to be told that the wheat, &c., that is underselling his comes from a British colony, and not a foreign country; all he cares about is that he is undersold. Thus the colonial farmer will be regarded by the British as a rival. This will not "strengthen the bonds."

Again; our exports to the Colonies are manufactured goods. Now the colonists desire to create manufactures for themselves, they already refuse to admit our manufactures free, so that their own manufacturers may be protected. This is clearly shown in the Canadian and Australian Tariffs. With the increase of population in the Colonies will arise an increase in manufactures, and thus the colonial manufacturer and his British rival be brought into greater and greater antagonism. Thus we have, as the result of the Preference Scheme, the British agriculturist regarding the colonial as a rival, and the colonial manufacturer looking upon the British as a rival.

## EXPORTS OF FOREIGN and COLONIAL MERCHANDISE. (Value F.O.B.)

	Year ended 31st December.			Increase (+) or Decrease (-) in 1907 as compared with 1906.	
	1906.	1906.	1907.		
<b>I.—FOOD, DRINK, &amp; TOBACCO:</b>					
A. Grain and Flour ... ..	£ 1,635,143	£ 1,899,212	£ 1,894,536	×	495,324 × 359,398
B. Meat, including Animals for Food ... ..	813,248	799,582	829,298	×	29,716 × 16,030
C. Other Food and Drink:					
(1) Non-dutiable ... ..	3,915,340	4,062,703	4,229,148	×	106,445 × 313,908
(2) Dutiable ... ..	5,542,518	5,566,040	5,000,206	-	565,835 - 542,313
D. Tobacco ... ..	221,213	221,173	217,363	-	3,810 - 3,850
TOTAL CLASS I. ... ..	12,027,462	12,048,710	12,170,560	×	121,840 × 143,988
<b>II.—RAW MATERIALS AND ARTICLES MAINLY UN-MANUFACTURED:</b>					
A. Coal, Coke, and Manufactured Fuel ... ..	—	—	98	×	98 × 93
B. Iron Ore, Scrap Iron, and Steel ... ..	47,366	27,177	27,997	×	820 - 19,269
C. Other Metallic Ores ... ..	309,313	495,938	515,010	×	19,072 × 145,067
D. Wood and Timber ... ..	687,971	912,567	773,511	-	139,056 × 85,540
E. Cotton ... ..	6,988,894	7,100,868	19,121,776	×	3,020,988 × 3,132,782
F. Wool ... ..	11,236,257	11,575,045	13,741,777	×	2,106,732 × 2,505,530
G. Other Textile Materials ...	3,784,248	4,858,213	5,277,367	×	419,154 × 1,493,119
H. Oil Seeds, Nuts, Oils, Fats, and Gums ... ..	4,596,361	4,752,168	5,732,042	×	979,574 × 1,135,681
I. Hides & Undressed Skins	5,107,871	6,528,240	6,286,829	-	236,411 × 1,178,968
J. Materials for Paper Making ... ..	158,029	165,900	155,262	-	10,647 × 2,233
K. Miscellaneous ... ..	10,863,795	11,005,802	10,529,660	-	476,122 - 334,135
TOTAL CLASS II. ... ..	43,835,105	47,416,927	53,161,324	×	5,744,397 × 9,926,219
<b>III.—ARTICLES WHOLLY OR MAINLY MANUFACTURED:</b>					
A. Iron and Steel and Manufactures thereof ... ..	331,192	350,424	378,911	×	28,487 × 47,719
B. Other Metals and Manufactures thereof ... ..	5,755,894	7,855,072	7,219,921	-	635,151 × 1,464,027
C. Cutlery, Hardware, Implements and Instruments	529,138	648,963	939,341	×	390,278 × 410,103
D. Electrical Goods and Apparatus (other than Machinery, and Telegraph and Telephone Wire) ... ..	74,191	121,592	167,211	×	45,619 × 93,020
E. Machinery ... ..	1,134,814	1,463,240	1,434,961	-	28,279 × 300,147
F. Ships (new) ... ..	13,359	10,250	5,626	-	4,624 - 7,733
G. Manufactures of Wood and Timber (including Furniture) ... ..	181,610	179,483	207,344	×	27,861 × 25,734
H. Yarns and Textile Fabrics:					
(1) Cotton ... ..	1,395,756	2,630,382	2,480,596	-	149,786 × 1,064,840
(2) Wool ... ..	1,144,772	1,088,627	1,122,527	×	35,960 - 22,245
(3) Other Materials ... ..	3,781,496	3,175,408	4,311,829	×	1,136,421 × 530,333
I. Apparel ... ..	369,208	437,101	517,806	×	80,705 × 148,566
J. Chemicals, Drugs, Dyes, and Colours ... ..	1,473,578	1,364,868	1,715,231	×	350,343 × 241,653
K. Leather and Manufactures thereof (including Boots and shoes, and Gloves) ...	1,489,853	1,975,292	1,965,242	-	20,050 × 425,369
L. Earthenware and Glass ...	288,982	188,465	201,136	×	17,673 - 87,644
M. Paper ... ..	80,508	122,123	146,032	×	24,509 × 36,074
N. Miscellaneous ... ..	3,729,286	3,841,866	3,648,596	-	193,282 - 80,704
TOTAL CLASS III. ... ..	21,783,989	25,446,176	27,433,190	×	1,096,924 × 4,669,311
<b>IV. MISCELLANEOUS AND UNCLASSIFIED including Parcel Post ... ..</b>	133,347	190,667	157,167	-	3,500 - 53,410
<b>TOTAL ... ..</b>	<b>77,779,913</b>	<b>85,102,480</b>	<b>94,972,141</b>	<b>×</b>	<b>6,866,661 × 14,192,228</b>

Further, as time goes on, the "virgin soil" of the Colonies will begin to wear out, and with the necessity for manures, &c., the cost of producing colonial wheat will become more and more. This will lead to fresh demands by them for an increase in the tax on food, since the old rates no longer give the necessary margin to the colonial producer. The result of dear food and loss of foreign markets will probably lead to a return to free trade in this country, while the scheme will strengthen the protectionist idea in the colonies. Friction and ill-feeling are certain to arise, and the probability strongly is that that this proposal, which is so loudly acclaimed by some as the only means of cementing the Empire, will be found to be the cause of its disintegration.

### Free Trade always Successful.

We are sorry that no one at the Colonial Conference asked Mr. Deakin to explain how it was that before the union of the different colonies in Australia into one, the colony of New South Wales, which had adopted Free Trade, prospered to a far greater extent than Protectionist Victoria. There we had two colonies side by side, one Free Trade the other Protectionist, and the Free Trade colony far outstripped its Protectionist rival. So great was the difference that had the union of the states into the Commonwealth been delayed a few years longer, it is probable that Victoria would have had to change her policy and adopt Free Trade in self defence. Wherever Free Trade has been tried the results have been satisfactory. It is urged against Free Traders that no other nations have followed the example of Britain. "Are all the other nations fools, and we the only wise people?" they sneeringly ask. If a farmer cultivates his land in a different manner to all the others, people may naturally say that it is not likely that he is the only wise man and the rest fools. But, if as the result of the difference in treatment, his crops are much better than those of any of his neighbours, then people will assuredly say that he is probably right and the others wrong. So with this country. Success has justified our action. In regard to this question Mr. Gibson Bowles has worked out a very interesting Table. In his speech at a meeting of the Financial Reform Association at Leeds, he said:—

### Mr. Gibson Bowles on Tariffs and Trade.

"We have been told that we should imitate Germany; that the United States should be the object of worship almost, at any rate with respect to their extravagant customs duties; that they flourish more than we because of their high tariffs; and that to do as they do would be of greater benefit to us. I have compared six different foreign countries with ourselves, and I have also compared the six with each other, with respect to trade, and I have a little table here. It is very short, but I think it is one of the most pregnant that could be made. I have drawn it from official sources. It shows that, for trade, the high tariff is ruinous; that the lower the tariff is, the greater the trade the country does; that the higher it is, the lower the trade the country does. In order to institute this comparison, I have taken trade per head, which is necessary, because countries vary in population and in territory, and the only fair way of comparing the amount of trade the one country does with the amount of another is to take the total trade per head on the last figures available, for 1904. I have taken the percentage for each country of all-round customs duties levied by that country, by taking the total amounts of imports of the country, and the total amounts of customs duties levied, and comparing the percentage the one bears to the other. The result is most remarkable. I take Russia, the United States, Germany, France, the United Kingdom, Belgium, and Holland. Russia levies customs duties of 35 per cent., United States 26 per cent., Germany 8½ per cent., France 8½ per cent., United Kingdom

## EXPORTS OF PRODUCE &amp; MANUFACTURES of the U.K. (Value F.O.B.)

	Year ended 31st December.			Increase (x) or Decrease (-) in 1907 as compared with	
	1906.	1906	1907.	1906.	1906.
<b>I.—FOOD, DRINK, &amp; TOBACCO:</b>	£	£	£	×	×
A. Grain and Flour .....	2,768,937	2,571,796	3,092,327	× 520,531	× 823,390
B. Meat, including Animals for Food .....	924,365	1,339,363	1,309,355	— 39,008	× 394,990
C. Other Food and Drink .....	14,724,567	16,143,761	17,083,350	× 939,589	× 2,358,793
D. Tobacco .....	981,774	1,060,660	1,263,815	× 203,155	× 292,041
<b>TOTAL CLASS I.</b> .....	<b>19,399,633</b>	<b>21,115,570</b>	<b>22,748,847</b>	<b>× 1,633,277</b>	<b>× 3,349,214</b>
<b>II.—RAW MATERIALS AND ARTICLES MAINLY UN-MANUFACTURED:</b>					
A. Coal, Coke, and Manufactured Fuel .....	20,061,120	31,504,291	42,118,094	× 10,614,703	× 16,057,874
B. Iron Ore, Scrap Iron, and Steel .....	473,326	5 6,823	573,329	— 23,494	× 100,003
C. Other Metallic Ores .....	114,465	176,091	191,102	× 15,011	× 76,637
D. Wood and Timber .....	77,066	91,575	112,556	× 20,981	× 36,500
E. Cotton .....	—	—	—	—	—
F. Wool .....	2,511,711	2,902,089	3,207,989	× 305,960	× 696,278
G. Other Textile Materials .....	155,477	164,248	221,487	× 63,239	× 72,010
H. Oil Seeds, Nuts, Oils, Fats and Gums .....	2,592,538	2,824,063	3,431,922	× 607,839	× 839,394
I. Hides & Undressed Skins .....	1,853,885	2,209,758	1,816,650	— 393,073	— 37,365
J. Materials for Paper Making .....	535,840	713,970	752,739	× 38,769	× 216,899
K. Miscellaneous .....	1,986,543	2,084,457	2,571,952	× 487,495	× 635,409
<b>TOTAL CLASS II.</b> .....	<b>36,311,961</b>	<b>43,267,380</b>	<b>55,004,780</b>	<b>× 11,737,370</b>	<b>× 18,692,789</b>
<b>III.—ARTICLES WHOLLY OR MAINLY MANUFACTURED:</b>					
A. Iron and Steel and Manufactures thereof .....	31,826,438	39,840,595	46,661,548	× 6,821,253	× 14,835,410
B. Other Metals and Manufactures thereof .....	8,920,533	10,133,292	11,681,087	× 1,547,885	× 2,760,554
C. Cutlery, Hardware, Implements and Instruments .....	5,115,316	5,881,907	6,431,135	× 549,128	× 1,315,819
D. Electrical Goods and Apparatus other than Machinery, and Telegraph and Telephone Wire .....	2,431,744	2,381,743	2,484,126	× 102,383	× 52,382
E. Machinery .....	23,260,326	26,771,869	31,763,524	× 4,991,635	× 8,503,198
F. Ships (new) .....	6,431,298	8,644,171	10,023,317	× 1,379,146	× 4,592,019
G. Manufactures of Wood and Timber (including Furniture) .....	1,214,039	1,205,696	1,398,201	× 92,505	× 184,162
H. Yarns and Textile Fabrics					
1 Cotton .....	92,010,285	99,678,915	110,438,231	× 10,859,316	× 18,427,246
2 Wool .....	29,150,610	31,843,661	34,161,000	× 2,317,319	× 5,010,390
3 Other Materials .....	13,204,999	14,993,323	16,505,298	× 1,511,975	× 3,300,399
I. Apparel .....	6,621,242	6,616,317	7,164,312	× 366,195	× 1,163,270
J. Chemicals, Drugs, Dyes, and Colours .....	14,536,857	15,521,288	17,069,009	× 1,537,721	× 2,532,152
K. Leather and Manufactures thereof (including Boots and Shoes, and Gloves) .....	6,660,484	6,391,767	6,590,668	× 207,901	× 939,174
L. Earthenware and Glass .....	3,205,562	3,659,503	4,050,340	× 390,832	× 844,788
M. Paper .....	1,939,767	2,063,810	2,342,424	× 278,608	× 402,657
N. Miscellaneous .....	25,143,114	29,636,378	34,390,131	× 3,691,753	× 8,247,017
<b>TOTAL CLASS III.</b> .....	<b>209,078,314</b>	<b>246,628,196</b>	<b>342,178,831</b>	<b>× 39,645,657</b>	<b>× 73,109,627</b>
<b>IV. MISCELLANEOUS AND UNCLASSIFIED (including Parcel Post)</b> .....	<b>5,031,806</b>	<b>5,664,192</b>	<b>6,277,146</b>	<b>× 612,956</b>	<b>× 1,245,342</b>
<b>TOTAL</b> .....	<b>329,816,614</b>	<b>375,575,358</b>	<b>429,394,596</b>	<b>× 50,629,256</b>	<b>× 90,367,982</b>

6 $\frac{1}{2}$ % per cent., Belgium 2 per cent., and Holland  $\frac{1}{2}$  per cent. Now, observe the result. Russia, which levies 35 per cent., has a trade of £1 10s. per head; the United States, which levies 26 per cent., has a trade of £7 per head; Germany, which levies 8 $\frac{1}{2}$  per cent., has a trade of £12 per head; France, which levies 8 $\frac{1}{2}$  per cent., has a trade of £12 per head; the United Kingdom, which levies 6 $\frac{1}{2}$ % per cent., has a trade of £22 per head; Belgium, which levies only 2 per cent., has a trade of £50 per head; and Holland, which levies no more than  $\frac{1}{2}$  per cent., has a trade of £73 per head.

	Percentage of Customs Duties.	Trade per head.
Russia .....	35	£1 10s.
United States .....	26	£7 0s.
Germany .....	8 $\frac{1}{2}$	£12 0s.
France .....	8 $\frac{1}{2}$	£12 0s.
United Kingdom .....	6 $\frac{1}{2}$	£22 0s.
Belgium .....	2	£50 0s.
Holland .....	$\frac{1}{2}$	£73 0s.

" You will observe that there is an unbroken sequence in these tables. As the rate of general customs duties falls, the trade per head rises. That is so throughout. There is not a break, and, at one end, you have Russia levying 35 per cent. all round, with 30s. per head, and, at the other end, you have Holland's  $\frac{1}{2}$  per cent., with her trade of £73 per head. Now, it is too often forgotten that Belgium and Holland, which levy the least duties, are Free Trade countries. No Tariff Reformer will tell you that! He will inform you that the foreigner is flourishing by levying higher customs duties. But Belgium and Holland levy less customs duties than even the United Kingdom! "

### What is Trade ?

Trade is simply the exchange of goods or services for goods or services. No man in this country now tries to grow his own corn, make his own boots and clothes, build his own house and make the furniture for it. It is only people cut off from all intercourse from their fellows who have to do this. A joiner, carpenter, or cabinet-maker works all the week at his trade building houses or making furniture, and at the end of the week he receives his wages. But the transaction does not end there. Part of those wages go to the baker for bread or flour. But the baker did not grow the wheat; probably he did not even grind it into flour. He bought the flour from a flour merchant, who bought it from a farmer. It was probably grown in the United States or Canada. So our joiner in Britain, while he has been engaged in, as it seems, building houses in this country has, by his purchase of bread with some of his wages, been working for the farmer thousands of miles away; and the farmer in America has similarly been working for the joiner in Britain. Another portion of his wages goes for boots for himself or children. But, again, the bootmaker had to buy the leather and other materials. The leather came probably from the hide of a beast reared in the Argentine. Here again our joiner has been exchanging his labour not only with the butcher in his native town, but also with the tanner; and the sailors who worked the ship which brought the hides to Britain; the men who raised the cattle in the Argentine; and hundreds of others.

Free Trade means allowing all these exchanges to be as easy as possible. Why does the British joiner exchange with the American or Canadian instead of the English farmer? Because the former give him more for his money than the English one does. But the less the joiner has to give for bread, the more money he has to spend in other goods; and the more goods he gets in exchange for his wages the better fed, clothed, and the more comfortable he and his family are. Protective duties hinder him

exchanging with whom he likes, and make him put up with less for his money than under Free Trade. Free Trade, we perceive, benefits the home as well as the foreign trade, and Protection would injure both. This brings us to what may be termed the key to international trade:—

*For every pound's worth of goods imported into a country, goods to an equal value must be exported or services rendered (across carrying for example), unless these goods have been sent in payment of debt; and, vice versa, for every pound's worth exported, unless in payment of debt, or in any way of loan, there must be a corresponding import.*

Mr. Holt Schooling, one of the ablest statisticians on the side of Tariff Reform, asserts that Free Traders say that imports of manufactured goods necessitate corresponding exports of manufactured goods. This is not the case. Imports are paid for by exports or by services, unless they are in payment of debt, but these exports need not necessarily be manufactured goods.

### Value of the Total Imports and Exports of Merchandise into and from the United Kingdom.

Year.	Imports.			Exports.					Total.			Year.
	Total Value.	Proportion per Head of Population of United Kingdom.	British Produce.			Foreign and Colonial Produce.	Total Value British and Foreign and Colonial Produce.	Total Value.	Proportion per Head of Population of United Kingdom.			
			Total Value.	Proportion per Head of Population of United Kingdom.	£					s	d	
1860	210,539,873	7 7 0	135,591,227	4 14 7	28,630,124	164,551,351	575,622,224	13 0 7	1860			
1865	271,072,285	9 9 2	165,835,725	5 11 5	52,995,861	218,831,576	489,963,561	16 9 2	1865			
1870	308,257,493	9 14 4	199,686,322	6 7 11	44,493,755	244,080,077	547,338,070	17 10 10	1870			
1875	373,229,577	1 7 9	223,465,263	6 16 1	58,146,360	281,612,323	655,551,909	19 19 3	1875			
1880	411,229,565	11 17 7	223,060,446	6 8 10	63,354,020	286,414,466	697,644,031	20 3 0	1880			
1885	370,967,956	10 6 0	218,116,114	6 18 4	58,359,194	276,475,308	647,442,263	17 16 2	1885			
1888	387,636,743	10 10 6	234,534,512	6 7 2	64,042,629	298,577,141	686,215,284	18 12 2	1888			
1890	427,687,595	11 10 1	248,935,195	6 13 11	66,657,484	315,592,679	743,230,274	19 19 10	1890			
1890	420,681,397	11 4 6	263,590,585	7 0 7	64,721,533	328,312,118	748,944,115	19 19 7	1890			
1891	435,441,264	11 10 4	247,235,150	6 10 9	61,878,568	309,113,718	748,554,882	19 13 10	1891			
1892	428,738,882	11 2 2	227,077,053	5 19 1	64,563,113	291,640,166	720,382,048	17 14 0	1892			
1893	604,588,176	10 10 10	318,084,865	5 13 4	59,043,405	277,128,270	895,213,077	17 10 9	1893			
1894	608,344,510	9 11 11	315,824,333	5 11 1	51,961,534	273,785,867	902,129,677	17 10 9	1894			
1895	610,688,636	10 12 3	325,880,016	5 15 2	59,942,381	285,822,437	912,502,065	17 17 10	1895			
1896	441,788,384	11 2 1	240,145,551	6 1 2	56,233,663	296,379,214	738,188,118	18 12 5	1896			
1897	651,028,309	11 4 2	254,219,708	5 17 0	59,864,410	294,174,118	748,368,078	18 12 5	1897			
1898	470,838,883	11 12 10	253,359,240	5 15 6	60,684,748	294,043,988	764,382,571	18 12 1	1898			
1899	482,033,83	11 17 9	264,492,211	6 9 7	65,042,447	329,534,658	814,570,241	19 19 4	1899			
1900	525,057,168	12 14 2	291,181,996	7 1 6	63,181,736	354,373,734	877,448,917	21 6 1	1900			
1901	521,960,136	12 11 3	260,022,376	6 14 10	67,841,892	347,864,268	868,654,466	20 18 6	1901			
1902	528,361,274	12 11 10	255,423,996	6 15 1	65,814,813	349,238,779	877,630,063	20 18 6	1902			
1903	542,690,289	12 16 1	250,860,108	6 17 3	69,573,564	360,433,672	922,973,861	21 6 11	1903			
1904	608,038,628	12 17 6	300,711,040	7 0 6	70,304,281	371,015,321	972,053,949	21 10 11	1904			
1905	563,019,917	13 1 5	329,810,614	7 12 7	77,779,313	407,589,927	972,616,444	22 10 1	1905			
1906	527,888,890	13 18 6	315,375,336	6 12 0	65,102,480	380,477,816	1,008,366,315	24 9 6	1906			
1907	64,384,136	14 12 11	426,354,366	9 13 4	91,972,141	518,176,737	1,164,059,813	26 7 11	1907			

It will be noticed that our net Imports for 1907 exceeded the Exports by £127,527,439, and, as we have said, many people seem to think the money must be sent to pay for this. A large proportion of this balance is in

\* The Exports for 1899 and subsequent years include the value of ships and boats (new) with (lost and others) exported.



payment of the interest upon British capital invested in other countries. As will be seen from the table given below, this amount is steadily increasing.

### Income from Foreign Investments.

Year.	Total.	Year.	Total.	Year.	Total.	Year.	Total.
1883-84 ..	£33,829,124	1889-90 ..	£52,310,212	1895-96 ..	£54,901,079	1901-02 ..	£89,559,479
1884-85 ..	34,763,542	1890-91 ..	55,488,832	1896-97 ..	66,318,967	1902-03 ..	83,828,715
1885-86 ..	39,024,673	1891-92 ..	54,728,770	1897-98 ..	56,839,995	1903-04 ..	67,865,306
1886-87 ..	41,508,032	1892-93 ..	55,170,502	1898-99 ..	59,709,930	1904-05 ..	66,082,109
1887-88 ..	46,978,371	1893-94 ..	55,118,025	1899-1900 ..	60,296,886	1905-06 ..	73,999,265
1888-89 ..	49,990,808	1894-95 ..	53,506,258	1900-01 ..	60,331,525		

It is easily proved that the balance between our Imports and Exports is not sent in money. We have not got the gold or silver to send. We are not a country with valuable gold or silver mines. Before we could send gold or silver in payment for goods, it would be necessary to import it from some gold producing country. Our total stock, including bullion, coin, jewellery, &c., is estimated at under £300,000,000, so that to pay these balances in money would, in less than a couple of years, have used up every article of gold and silver we have in the country. That is sufficient to show that we have not paid in money. Indeed, so far from that being the case, during the past 26 years, in place of having exported some two thousand millions of gold and silver, we have actually imported many millions more than we have exported.

### Imports and Exports of Gold and Silver Bullion and Specie.

Year.	GOLD.		SILVER.		TOTAL.		Year.
	Imports.	Exports.	Imports.	Exports.	Imports.	Exports.	
1880	£ 9,454,861	£ 11,528,822	£ 6,799,022	£ 7,060,681	£ 16,253,883	£ 18,889,503	1880
1881	9,363,006	15,408,837	6,901,402	7,003,982	16,864,408	22,502,819	1881
1882	14,376,559	12,029,804	9,242,925	8,965,454	23,619,484	20,989,256	1882
1883	7,755,800	7,091,366	9,468,062	9,322,946	17,223,802	16,414,211	1883
1884	10,744,408	12,012,839	9,633,495	9,966,353	20,377,903	21,999,232	1884
1885	12,576,561	11,630,813	9,433,605	9,852,267	20,010,166	21,783,105	1885
1886	12,960,846	13,783,706	7,471,639	7,223,099	20,423,485	21,007,405	1886
1887	9,955,326	9,323,614	7,819,438	7,807,404	17,774,764	17,131,018	1887
1888	15,787,688	14,944,143	6,213,940	7,615,428	27,069,439	25,121,630	1888
1889	17,914,039	14,455,318	9,185,460	10,866,312	32,601,529	29,559,571	1889
1890	23,563,049	14,306,688	10,385,650	10,863,384	38,954,708	25,120,072	1890
1891	30,275,620	24,167,925	9,315,598	13,060,866	39,591,218	37,228,791	1891
1892	21,363,232	14,532,122	10,746,382	14,078,568	32,329,814	28,910,660	1892
1893	24,594,727	19,502,273	11,913,335	13,589,745	36,748,122	33,062,019	1893
1894	27,572,347	15,647,551	11,605,417	12,185,049	38,577,784	27,812,600	1894
1895	36,069,329	21,793,323	12,669,332	10,357,436	46,675,661	31,736,759	1895
1896	24,468,560	30,123,925	14,329,116	15,048,134	38,797,696	45,172,639	1896
1897	30,808,558	30,508,571	18,032,091	18,780,988	48,840,949	49,589,559	1897
1898	43,792,960	36,590,650	14,677,799	15,623,651	53,400,769	52,213,701	1898
1899	32,533,497	21,636,062	12,727,969	13,955,132	45,261,456	35,491,184	1899
1900	26,130,373	18,397,459	13,322,300	13,754,580	39,513,173	31,972,039	1900
1901	29,715,628	18,965,265	11,561,678	12,049,387	37,217,306	26,015,102	1901
1902	21,629,049	15,409,068	9,764,296	10,716,113	31,393,345	26,125,206	1902
1903	28,637,303	27,766,512	10,310,330	11,466,726	38,967,723	39,232,238	1903
1904	33,876,588	33,039,138	11,657,339	13,263,694	45,533,927	46,327,632	1904
1905	38,567,205	30,829,842	12,962,014	14,561,677	51,529,909	45,391,519	1905
1906	46,042,540	42,617,267	17,288,063	18,965,255	61,330,653	61,432,552	1906
1907	57,088,547	50,366,060	15,963,382	16,920,549	73,072,439	67,786,358	1907

Then, Great Britain is not only the great lending country of the world, but also the great ocean carrying country; and the payment of these freights is included in this excess of Imports over Exports. Further, the method of calculating the various Imports as compared with Exports tends to make the former greater than the latter. The value of the

Exports is only the value "free on board" here, whereas, in regard to Imports, the cost of freight and insurance is added. So long as trade consists of exchanging goods for goods, it is evident that the greater the value of the goods we receive as compared with those sent out, the more profitable the trade is for us; and so far from bewailing the excess of Imports over Exports, we ought to wish it were greater.

It may be urged that Imports, although in payment of debt, deprive our workers of employment. The way to test this is to consider what would be the result if the comparatively few capitalists receiving interest on foreign investments were to leave this country and reside in some other land. The goods would no longer come here, but would our people be any better off? The capitalists can make use of the interest they receive—in whatever form it comes—only by exchanging it for the labour or products of labour of others; and if they were to emigrate, the people who had been employed in ministering to their enjoyment would be thrown out of work. The home trade is quite as valuable as the foreign trade. To make motor cars for wealthy men residing in Britain gives as much employment as to make them for foreigners. The man or woman who lives on interest from investments abroad cannot make any use of it whatever without giving employment, and, if he leave it in the bank, the banker will make use of it in giving employment. The more wealthy people there are living in Britain on the proceeds of the labour of foreigners, the better it is for British workers. But the bulk of our imports consists of food stuffs or raw materials. These we must import; we have no raw cotton in this country, we must bring it all in from abroad. We cannot supply ourselves with all the wool we require, we have to import timber, oils, and the various other products that we have not got in this country. So far as manufactured articles are concerned we exported in 1906 £178,000,000 more than we imported.

### We have the Greatest Foreign Trade in the World.

A great deal is talked about the way in which other nations are advancing in trade and commerce as compared with our progress. Much of this is inevitable; we cannot expect to remain the manufacturing country for the whole world. As populations and wants increase, it would be a physical impossibility for us to supply what was required. Suppose, for example, the United States, Germany, Belgium, France, &c., closed all their iron and steel works. Our people working night and day could not keep pace with the demand. To be forced to attempt to provide all the iron and steel necessary would reduce us to the condition of slaves. So with other things. Forty millions of people cannot be the sole manufacturers for the civilised world. No one can even wish that we were if he will only try to realise what such a state of things would mean. What we have to look to is that we have sufficient to keep us going, and that we have had that during the past no one can deny.

Population during the past thirty-four years.

United Kingdom.	France.	Germany.	United States.	Total France, Germany, and United States.
1871 ... 31,500,000	36,100,000	1871 ... 41,000,000	38,600,000	115,700,000
1876 ... 33,200,000	36,300,000	1875 ... 42,700,000	44,400,000	124,000,000
1881 ... 34,800,000	37,100,000	1880 ... 45,200,000	50,200,000	133,100,000
1886 ... 36,300,000	37,200,000	1885 ... 46,800,000	56,400,000	141,500,000
1891 ... 37,700,000	37,300,000	1890 ... 48,400,000	62,000,000	150,300,000
1896 ... 39,100,000	37,500,000	1895 ... 52,300,000	69,000,000	161,400,000
1901 ... 41,200,000	38,000,000	1900 ... 56,400,000	75,500,000	171,900,000
1906 ... 43,700,000	39,300,000	1905 ... 61,600,000	83,100,000	183,900,000

Here we find that while there is an increase of 12,200,000 in the population of Great Britain during the thirty-four years, 1871-1905, there has been a total increase of 67,300,000 in the population of the other three countries—viz., France, 3,200,000; Germany, 19,600,000; and United States, 44,500,000. When Protectionists point to the vast increase in the foreign trade of other countries, we must remember that as the populations of these countries increase, their foreign trade must also increase, and our share of the trade of the world proportionately decrease. But though the proportion has decreased, the actual amount has vastly increased.

The following Table gives the Exports of Domestic Produce (in millions sterling) and of Manufactured Articles of the United Kingdom, France, Germany, and the United States.

**Total Exports. and Exports of Manufactured Articles, from the Undermentioned Countries (in millions sterling).**

Year.	United Kingdom.		France.		Germany.		United States.	
	Total.	Manfrs.	Total.	Manfrs.	Total.	Manfrs.	Total.	Manfrs.
	£	£	£	£	£	£	£	£
1880	223	196.9	139	73.6	145	83.5	172	21.4
1881	234	207.0	142	75.0	149	87.6	184	23.8
1882	242	212.8	143	75.5	160	94.1	153	28.1
1883	240	210.8	138	74.0	164	98.1	188	28.0
1884	233	204.4	129	67.6	160	100.6	151	28.4
1885	213	186.1	124	65.2	143	90.0	151	30.7
1886	213	186.0	130	68.8	149	97.2	139	28.4
1887	222	193.7	130	69.5	157	102.4	146	28.5
1888	234	203.3	130	65.3	160	103.7	142	27.1
1889	249	215.4	148	77.0	158	104.9	132	28.9
1890	263	225.8	150	80.0	166	107.3	176	31.5
1891	247	210.3	143	77.0	159	102.4	182	35.2
1892	227	192.5	138	75.2	148	97.4	212	33.0
1893	218	185.7	129	69.7	155	99.9	173	32.9
1894	216	180.7	123	66.3	148	93.9	181	38.3
1895	226	191.9	135	76.4	166	109.0	165	38.2
1896	240	205.2	136	76.5	176	115.0	180	47.6
1897	234	195.9	144	77.3	182	115.2	215	57.8
1898	233	194.1	140	76.0	188	119.8	252	60.6
1899	225	210.4	166	90.7	210	135.6	251	70.7
1900	291	220.2	164	90.2	231	149.1	256	90.4
1901	280	214.7	161	90.0	222	144.6	304	85.6
1902	283	221.7	170	95.0	234	154.4	283	84.9
1903	291	230.5	170	90.5	251	164.0	290	84.9
1904	301	—	178	101.5	261	172.1	299	94.3
1905	329	—	195	109.9	287	191.2	311	—
1906	376	—	203	—	306	—	369	—

**Exports per Head of the Population.**

—	United Kingdom.			France.			Germany.			United States.		
	£	s.	d.	£	s.	d.	£	s.	d.	£	s.	d.
Average of Period—												
1870-74	7	7	3	3	15	0	2	16	7*	2	19	11
1875-79	6	0	0	3	14	11	3	3	0	2	16	3
1880-84	6	13	2	3	13	5	3	8	8	3	5	11
1885-89	6	3	8	3	9	3	3	5	6	2	11	10
1890-94	6	2	11	3	11	4	3	2	9	2	19	0
1895-99	5	19	5	3	14	8	3	7	2	2	18	4
1906	8	12	1	5	2	5	4	19	10	4	7	9

In his Memorandum, Cd. 1199 (1902), on The Comparative Statistics of Population, Industry, and Commerce in the United Kingdom and some

leading Foreign Countries, Sir A. E. Bateman, the Board of Trade Statistician, says:—

"Thus the exports per head in the United Kingdom are far in excess of what they are in either France or Germany, and are still more in excess of what they are in the United States. Since 1875, also, the exports per head have been nearly stationary in all the countries named, so that no one is getting ahead of the others in this respect. I mention 1875, because in the period 1870-74 the figures for the United Kingdom were largely swollen by such exceptional circumstances as the war between France and Germany, the payment of the French indemnity to Germany, and the "boom" in our iron and coal trades at a time when railway construction abroad was brisk. These and other causes all contributed to unusually high prices."

**Total Imports, and Imports of Manufactured Articles, into the Undermentioned Countries (in millions sterling).**

Year.	United Kingdom.		France.		Germany.		United States.	
	Total.	Manfrs.	Total.	Manfrs.	Total.	Manfrs.	Total.	Manfrs.
	£	£	£	£	£	£	£	£
1870	411	76.4	201	24.0	141	39.1	137	56.9
1871	397	74.0	195	27.3	148	41.5	130	59.3
1872	413	77.3	193	31.0	157	43.4	147	67.1
1873	427	79.0	192	30.7	163	46.1	147	70.3
1874	390	77.3	174	27.9	163	45.8	136	63.4
1875	371	77.6	164	24.4	147	42.0	117	55.4
1876	350	76.8	168	23.4	144	42.4	130	59.4
1877	362	77.8	161	23.5	156	41.6	142	63.8
1878	388	87.2	164	23.2	165	43.8	148	67.7
1879	427	90.6	173	24.5	201	49.6	153	68.5
1880	421	89.9	178	26.0	208	49.0	162	72.2
1881	435	90.7	191	27.6	208	45.2	174	76.7
1882	424	90.6	168	24.6	201	42.6	169	65.9
1883	405	89.9	154	22.6	198	45.0	177	74.3
1884	408	91.5	154	21.9	197	41.7	132	48.8
1885	417	96.8	149	23.3	206	46.3	150	66.1
1886	442	106.3	152	24.7	215	46.9	158	69.5
1887	451	109.3	158	24.3	234	48.3	155	68.4
1888	471	112.3	179	24.7	254	50.7	134	47.4
1889	485	121.6	181	29.1	274	57.4	140	54.1
1890	523	128.3	188	33.7	288	60.0	172	65.6
1891	522	127.4	175	30.9	271	53.2	168	67.3
1892	518	132.5	176	31.1	282	55.2	133	76.3
1893	543	134.6	192	32.8	300	60.4	206	86.9
1894	551	—	180	33.3	318	61.0	215	—
1895	565	—	191	34.7	356	66.4	247	—
1896	608	—	209	—	393	—	275	—

**Net Imports per Head of the Population.**

Average of Period—	United Kingdom.		France.		Germany.		United States.	
	£	s. d.	£	s. d.	£	s. d.	£	s. d.
1870-74	9	2 4	3	15 6	4	6 3*	2	12 7
1875-79	9	10 4	4	6 7	4	6 1	2	2 5
1880-84	9	15 4	5	1 4	3	6 3	2	15 7
1885-89	8	14 2	4	6 10	3	9 5	2	8 11
1890-94	9	7 3	4	6 0	4	2 2	2	11 11
1895-99	9	17 7	4	4 9	4	6 10	1	19 11
1896	11	19 6	5	6 2	6	8 0	3	4 9

\* Average of three years from 1872-74. Although the figures are given in the table it should be remembered that German statistics of imports and exports were inadequately organised until about 1873-81.

There is nothing in these tables that need cause any alarm; on the contrary, when we remember that goods are made for the use and enjoyment of people, and that the goods we export are enjoyed by other nations whilst those we import are enjoyed by ourselves, the great increase in our imports ought to cause us satisfaction. Nor is it true that the character of our imports is changing. The list of goods we import is merely extending as civilisation extends, and with it our needs extend also. The bulk of our imports still consists of food stuffs and raw materials, but, in addition, we bring in from other countries other things manufactured or partly manufactured to add to our enjoyment, or to give us additional facilities for making goods to use at home or send abroad.

**AVERAGE PRODUCTION, IMPORTS, AND CONSUMPTION OF VARIOUS ARTICLES OF FOOD.**

	Home Production. Quarters.	Imports. Quarters.	Total Quarters.	Per cent. Imported.
Wheat and Flour .....	6,000,000	25,000,000	31,000,000	80
	Cwts.	Cwts.	Cwts.	
Barley .....	32,130,000	21,150,000	53,280,000	40
Oats .....	59,140,000	17,930,000	77,070,000	23
Potatoes .....	118,410,000	6,720,000	125,130,000	5
Maize .....	—	53,980,000	53,980,000	100
Rice .....	—	5,750,000	5,750,000	100
Beans .....	3,870,000	2,870,000	6,740,000	41
Peas .....	2,610,000	2,250,000	4,860,000	46
Cheese .....	1,366,000	2,520,000	3,886,000	65
Butter .....	3,211,000	3,638,000	6,849,000	53
	Tons.	Tons.	Tons.	
Beef and Veal .....	662,520	386,400	1,048,920	37
Mutton and Lamb .....	313,822	193,150	506,972	38
Bacon and Pork .....	269,578	410,394	679,972	60
Total meat .....	1,245,920	1,001,171	2,247,091	44½
	Gallons.	Gallons.	Gallons.	
Milk .....	620,000,000	201,000	620,001,000	—

Harvests cannot be guaranteed in any country, but whatever the harvest in this country we can—thanks to Free trade—recon on a steady supply without even violent fluctuations of price; but let the Tariff Reformers have their way and all this will be changed. The following table shows the variation in the sources of our supplies of wheat (in grain or flour) during the years 1901, 1902, 1903, 1904, and 1906.

**PERCENTAGE OF TOTAL IMPORTS OF WHEAT (IN GRAIN OR FLOUR) FURNISHED BY DIFFERENT COUNTRIES.**

COUNTRY.	1901.	1902.	1903.	1904.	1906.
	Per cent.	Per cent.	Per cent.	Per cent.	Per cent.
Argentina .....	8.2	4.2	12.2	18.5	17.2
Roumania .....	0.5	2.2	2.7	1.3	3.4
Russia .....	2.5	6.1	14.8	20.1	13.4
United States, Atlantic .....	57.1	48.1	34.9	15.7	32.0
"    Pacific .....	9.1	12.1	5.1		
Other Foreign Countries .....	3.3	3.7	3.3	5.2	8.0
Total Foreign Countries .....	80.7	76.4	73.0	60.9	69.0
Australia .....	6.1	3.9	0.0	9.6	7.6
Canada .....	8.5	11.3	12.4	7.6	12.2
British East Indies .....	3.3	8.2	14.6	21.6	11.2
Other British Possessions .....	1.4	0.2	0.0	0.4	0.0
Total British Possessions .....	19.3	23.6	27.0	39.2	31.0
Total .....	100.0	100.0	100.0	100.0	100.0

It is becoming fashionable with a few now-a-days to insist that the Corn Laws did not increase the price of bread. Such ignorance on the part of a schoolboy may be pardonable, but what are we to think of a so-called Professor who would fain assure us that one of the clearest political thinkers of the past century broke up a great party, and spoiled his own career, for the sake of a reform that was unnecessary? And if Sir Robert Peel was so foolish, was not the whole nation equally foolish? Many men spending their money and shortening their lives by their great exertions to secure the Repeal of the Corn Laws that did not increase the price of bread; landowners spending their thousands to bolster up a system that did not increase their rent-rolls!

### A Duty on Corn must Raise the Price.

In the days of the corn laws, when we had heavy duties, the price of wheat was much higher here than in countries where the duties were light; a return obtained by Dr. Shipman, M.P., gives the converse that now obtains. We have now no duties upon corn, whereas in other countries they exist. In the United Kingdom, where there are no duties, the price of imported wheat in the last week in July, 1905, was 30s., of home grown 29s.; in Germany, where the duty is 7s. 7d. per quarter, the average price was 38s. Germany imported 37 per cent. of her total consumption of wheat, while we import no less than 80 per cent. In Germany the price was increased by more than the duty. In France, where the imports of foreign wheat only amount to the trifle of 3 per cent., the duty was 12s. 2½d., and the price 36s. 9d. per quarter; thus the imposition of the duty upon 3 per cent. of the total consumption was sufficient to raise the price of the whole by two-thirds of the duty. In Italy, 13 per cent. of the wheat consumed is imported; the duty is 13s. 0½d., and the price is raised to 41s. 11d., or increased by twelve-thirteenths of the duty. It is quite evident that in this country, where we import 80 per cent. of the wheat consumed, the price would be increased by more than the amount of duty.

The duty in Germany in 1907 was 11s. 10d. a quarter. In September of that year the price of wheat in Britain was 31s. 7d., but in Germany 47s., or 15s. 5d. more. So that on 37 per cent. of the wheat consumed in Germany the revenue received 11s. 10d. a quarter, while the people had to pay 15s. 5d. more than they would have done had there been no duty; and on 63 per cent. of the quantity consumed they paid this 15s. 5d., while not one penny went to the revenue, but all into the pockets of the agricultural interests. The German workman has to pay more for three pounds of black (rye) bread than the British workman pays for four pounds of white bread.

The price must be increased even when we add the corn coming from our Colonies duty free, for even then we would be importing a greater percentage than Germany, where the price is raised by more than the duty.

### The Effect on the Farmers.

But, it may be said, "In that case we shall benefit the farmers." The effect, in our opinion, will be exactly the reverse. The farmers in the old days of the "Sliding Scale" of duties on corn were in a very bad condition. Their rents were fixed on the high-prices basis, whereas they were subject to great fluctuations of imports. These were, however, nothing to the fluctuations the British farmers would be exposed to under Mr. Chamberlain's proposed scheme. As will be seen from the table we have given of our imports of food stuffs, the proportions of wheat we obtain from the Colonies varies considerably. In 1899 it was 21 per cent. of the total imported, in 1900 only 12.3 per cent., in 1904

it was no less than 39.2 per cent. in 1906, it fell to 31 per cent. No doubt the preferential duty will cause an increase in the acreage sown in the Colonies, and the final result will be as follows:—The price will be increased to the consumer; but the benefit will go, not to the British, but to the colonial farmer. The matter becomes still worse when we take into account the extra price upon all the things the farmer has to buy, his feeding stuffs, machinery. Even allowing that he obtains the full value of the tax on all he has to sell—but, as we have tried to point out, he will be undersold by the colonial farmer—it is estimated that, taking the items on the farmer's accounts presented to the Commissioner on Agricultural Distress, he will have to pay three pounds for every two pounds he gains by increased receipts on all he sells.

### The Reflex Action on the Colonies.

By-the-bye, as was pointed out in the debates in the House of Commons, if the Canadian farmer, for example, can obtain two shillings a quarter more on the wheat he exports, he will demand two shillings more on all he sells at home. This will increase the cost of food in Canada; an increase in the cost of food will increase the cost of living there, necessitating increased cost of production and increased Customs duties against the goods we send to Canada then.

### Taxes on Food will Increase Cost of Living.

The taxes on food will raise the price of food. This is admitted by the exemption of Bacon and Maize, because they are the food of the very poorest, and, therefore, it would not be right to increase the price of these articles. But this is an admission that the price of the articles upon which the taxes will be imposed will be raised. Thus the first effect of Mr. Chamberlain's scheme will be to increase the cost of living to the working man. *To increase the cost of living is just the same as lowering Wages.* But, it is said, wages will be raised accordingly. How about our foreign trade? In Cotton Goods, for instance, we have now to meet the severe competition of the United States and Germany in many of the neutral markets. If the cotton-spinner has to pay more for his wages, more for his machinery, more for everything he uses, he will have to raise the price of his goods. But that will mean that he will no longer be able to compete with his rivals. He will no longer be able to sell his goods, and consequently will have to discharge his hands and close his mill; unless his employees consented to have their wages reduced once again.

### Taxes on Food will Lower Wages.

Thus, so far as the foreign trades are concerned, it will be impossible to increase wages in order to make up for the rise in the price of goods, &c. How about the home trades? It must be remembered that the increase of wages Mr. Chamberlain promised was not any addition to the spending power of the worker, but to balance and make up for the decrease of spending power the taxation of food caused. Notwithstanding the increased wage, the actual position of the worker would be the same as now—his increased wage would go no further than his present wage goes now. But wages would not be increased until *after* the cost of food had risen. Now, the first thing the mother of a family has to purchase out of the week's housekeeping money is food. That must be bought even though the family goes short of other things. But if, to purchase the same amount of food as now, more money has to be paid, less is left to be expended on other things. The purchases of new boots, clothes, furniture, and other things have to be postponed. In regard to one family this would not have much effect, but when this slackening of

purchases is extended to all the workers' families throughout the land, it is a serious blow to manufacture. Less goods being needed, less will be made. This will mean bad trade in these manufactures. Workers will be discharged. Now, everyone in his senses knows that times of bad trade, when hands are being discharged, is the time when wages are not increased but decreased. So again we find that, as the result of Mr. Chamberlain's scheme, employment will be lessened and wages decreased.

### Mr. Chamberlain's Plan.

Mr. Chamberlain, in his Glasgow speech on October 6th, 1903, said: "I propose to put a low duty on foreign corn, not exceeding two shillings a quarter. I propose to put no tax whatever on maize, partly because maize is a food of some of the very poorest of the people, and partly also because it is a raw material for the farmers, who feed their pigs on it. I propose that the corresponding tax which will have to be put on flour should give a substantial preference to the miller. I do that in order to re-establish one of our most ancient industries in this country, believing that if that is done, not only will more work be found in agricultural districts with some resulting tendency, perhaps, against the constant migration from the country into the towns, and also because, by re-establishing the milling industry in this country, the offals, as they are called—the refuse of the wheat—will remain in the country, and will give to the farmers or the agricultural population a food for their stock and their pigs at very much lower rates."

In reference to this tax upon flour, Mr. Chamberlain must know that he cannot thereby re-establish the country millers. It is not protection from foreign flour they would need, but protection against the huge mills in the Liverpool district and other British millers. These are the men who have made it impossible for the country miller to hold his own against modern machinery, and they do not need any protection because they are thriving. Further, he ought to remember that the very day he first announced this new Fiscal Policy at Birmingham, Mr. Balfour was proving to a deputation of farmers and others that the tax on flour and the necessary corollary of the tax,—the drawback upon exported flour and offals had had the effect of sending the offals out of the country to the benefit of the Danish and other farmers and the detriment of the British farmer.

Then Mr. Chamberlain proposes other things:—

"I propose to put a small tax of about 5 per cent. on foreign meat and dairy produce. I propose to exclude bacon, because, once more, bacon is a popular food with some of the poorest of the population. And, lastly, I propose to give a substantial preference to our Colonies on Colonial wines, and perhaps on Colonial fruits. Well, those are the taxes, the new taxes or alterations of taxation, which I propose as additions to your present burden, but I propose also some great remissions. I propose to take off three-fourths of the duty on Tea, and half of the whole duty on Sugar, with a corresponding reduction on Cocoa and Coffee."

Mr. Chamberlain lastly proposed to put "a moderate duty" on all manufactured goods, not exceeding 10 per cent. on the average, but varying according to the amount of labour on these goods; putting the higher rate on the finished manufactures.

He then entered into calculations to show that the total result would be that the agricultural labourer would be half a farthing a week to the better and the artisan be exactly in the same position as now, and then goes on to make the following astounding statement: "I do not believe that these small taxes on food would be paid to any large extent by the



consumers in this country. I believe, on the contrary, they would be paid by the foreigner." Mr. Chamberlain is no fool. What, then, are we to think of the assertion that these taxes would be paid by the foreigner, while Maize and Bacon are to be excepted because they are the food of the poorest of the people, and maize is a feeding stuff! Further, these taxes are to encourage home industries; if the tax on flour is to be paid by the foreigner, how will the country miller be benefited? If the two shillings duty on corn is to be paid by the foreigner, what benefit will the farmer get? The argument is a dishonest one.

#### Retaliation.

Mr. Balfour's plan of Retaliation against nations that treat us unfairly, to thereby force them to admit our goods upon more favourable terms, does not need to detain us long. It has been in operation in every Protectionist country for a long time, and has resulted always in the heightening of tariff walls. Its whole history shows that the plan has exactly the opposite effect to that Mr. Balfour desires. It is especially unsuited to a country like Great Britain, since most of the things upon which we would have to impose duties in order to annoy and injure other countries are either Raw Materials or Food Stuffs. It leads to ill-feeling between nation and nation—as witness the present tariff bartering between Germany and Austria; and it is doubtful if we could, as the result of the most skilful use of the power of Retaliation, obtain as good treatment, on the whole, as we now obtain from the action of the "most favoured nation" clause.

Now, where other countries treat our goods fairly, the Retaliationist would treat these countries fairly also; but, Mr. Chamberlain, on the other hand, proposes that, in order to bind the Colonies and this country closer together and to increase our trade, we should place duties upon goods coming from foreign countries, and admit those from our Colonies free. Let us take the case of the United States,—a foreign country, and Canada—a colony. Both at the present time impose heavy duties upon goods from this country. Canada seeks to build up industries for herself, and puts a heavy tariff against all goods from other countries, but professes to be willing to make considerable reductions in that tariff on goods coming from the United Kingdom. This is very good in theory, but, in practice, whenever the tariff is too low to effectually shield her manufacturers from the competition of British manufacturers, this Preferential Tariff will have a minimum rate inserted that will prevent our swamping any of her manufacturers. This has been done in the case of Woollens, where "the Preference" is ostensibly 33½ per cent. off a 35 per cent. tariff (or 23 per cent.), but since June 28th, 1904, with a minimum tariff of 30 per cent. Now, a country that insists upon Protective duties being so high as to prevent fair competition with her own manufacturers, and which also gives bounties upon goods she sends to compete with our manufactures, both here and in the neutral markets of the world, cannot be said to treat us very fairly. On the other hand, the United States, though a country with a heavy tariff against all foreign goods, may at any time adopt Free Trade, for there is a large number of the people who are against tariffs altogether. Let us suppose the United States adopts Free Trade. Then, according to Mr. Balfour's Retaliation, we ought to admit her goods free because she admits our goods free; while we ought to put a tariff against goods coming from Canada because Canada taxes our goods heavily; but, according to Mr. Chamberlain, we must tax the goods from the United States, although she does not tax ours, because she is a Foreign country, while we must admit Canadian goods free, notwithstanding that Canada places practically prohibitive duties on our goods!

### The Double Market.

One of the advantages a Protectionist country is said to have over Britain, is that it has not only its own country (protected by tariff barriers) for a market but also Free Trade Britain, which is protected by no tariff, and whose manufacturers are exposed to foreign competition. Let us examine this. Tariffs are not offensive but defensive. Why do foreign countries erect tariff barriers against British goods? Because their manufacturers say—"If we are not protected by a tariff the British manufacturers will flood our market with British goods." If this be true, then it follows that we can manufacture cheaper or better than the foreigner. But if we can sell goods so much cheaper in the foreign market than the foreign manufacturer can, although our goods are weighted by carriage, &c., it follows as a matter of course that the foreigner cannot undersell us in Britain, where there will be no carriage on our goods, while there will be carriage to charge on the foreign manufactures. So this "open market" for foreign goods does not exist. In those cases where a foreign manufacturer can send manufactured goods into the British market the tariff in his own country is unnecessary.

### Manufacturing on a Large Scale.

But it is urged that "by having his own market secure, the foreigner can manufacture on such a large scale that the cost becomes so reduced that he can compete successfully with the British manufacturer in British markets." But we are not flooded with foreign manufactured goods. Only a small proportion of our imports consist of manufactured articles, whereas the contrary is the case in regard to Protected countries. If we take away goods such as leather—which, though a manufactured article to the tanner or leather merchant, is raw material to the bootmaker, saddler, and all other users of leather—a very small proportion indeed of manufactured goods are brought into the country. This would not be the case if there were any great truth in the large scale manufacturing theory. The reason is that the theory has only a very limited application. Take, for instance, a book such as the Financial Reform Almanac, which, from the amount of statistical matter, is very costly to set up. To print a thousand would be very expensive per copy. Ten thousand could be produced at a much smaller cost per copy, and additional thousands up to a certain point would also result in a decrease of the cost per copy. But the theory of diminishing cost cannot be carried beyond a certain point, after that is reached, no matter how many thousands you may print, the cost remains the same per copy, because it has got to be merely a matter of "paper and printing off." This applies all round. The forty-three millions of people in this country furnish a sufficient market for almost every article to enable producers to produce their goods at the cheapest rate, so far as the "reduction for quantity" theory is concerned.

### British Firms setting up Works in Foreign Countries.

Tariff Reformers try to make capital out of the fact that some British firms have set up works in foreign countries, and an attempt has been made to show that this inflicts grave injury upon British workmen. When reading the list of firms that have established works abroad (as given by the Tariff Reformers), the first thing that strikes one is that in almost every case these firms are very wealthy and prosperous—Lever Bros., Reckitt & Co., Coats, Twyford, &c.—and a glance at their works shows they are progressing year by year. Port Sunlight, for instance, is rapidly becoming a small town in itself. The setting up

of works abroad does not mean the stopping of the works in this country.

The popular idea is that, if these firms did not erect works in foreign countries, more goods would be produced at home, thus giving employment to hands now idle by reason of these factories being set up abroad. This is not the case. The works are set up in certain protected countries because the tariff round these countries prevents our manufacturers making goods here and sending them into those particular countries. It is not to produce abroad goods that otherwise would be made here and sent abroad; but to produce—and consequently get a profit on—goods that could not be sent from here into those countries because of the tariff. If these works established abroad were closed, it would not mean an increase of trade here, because the tariff would still keep out our goods.

### Trade with Neutral Markets.

At first sight, therefore, it seems as though these foreign tariffs did a great deal of harm to our trade; in one respect they do, but that is only one side of the question—there is another and a most important one. These tariffs help us as well as injure us, while they injure to a greater extent the country that has the tariff. The effect of a tariff is to raise prices. If a country can manufacture goods as cheaply as any other country it does not need any tariff. We have no tariff to keep manufactured goods out, nor do we need one. Thanks to Free Trade, we can manufacture cheaper than any other nation. As we have said, a tariff is a defensive, not an offensive, affair. A man who cannot compete at home against foreign rivals, unless he has a tariff to help him, can still less compete with those foreign rivals in neutral markets where his price has to include the expenses of carriage, &c. This is how Britain has become the great manufacturing country for the world. We have no tariffs, and, consequently, have to regulate our prices by those of other nations that send goods into this country, but the absence of tariffs enables us to buy everything at the very lowest possible price, and thus, while our wages are higher than those of protected Continental countries, our cost of production is lower on the whole. All these other nations have handicapped themselves by the tariffs they think necessary for their protection.

### The Canadian Preference.

The experience of the Preference in Canada shows how little we must expect from this boasted arrangement. It is quite true that our exports to that Colony have increased since the Preference has been in operation, but it came at a time when trade was bad, and has been in operation during the period of good trade. Our trade with Canada would have increased even had there been no Preference. There is no Preference for the United States, and yet their trade with Canada has increased to a far greater amount than ours has. The Imports into Canada from the two countries are as follow:—

	1896.	1906.	Increase.
	\$	\$	\$
Great Britain .....	32,979,742	69,194,588	36,214,846
United States .....	58,574,024	175,862,071	117,288,047

There have been enquiries into our trade with the various colonies that give us a Preference, and in all cases it is pointed out that in regard to manufactures our principal competitors are the manufacturers in the Colony itself, and there is little doubt but that they will follow the example of the Canadian manufacturers, and whenever they find

British competition pressing, raise the duties on those articles notwithstanding the Preference.

### Free Trade and Shipping.

It is only by getting our food and raw materials at the lowest price that we can hold our own. Thanks to cheap food our workers can live in as great a degree of comfort as higher paid workers can in countries where food, etc., is dearer. Increase the price of food by Protective duties and wages must be raised, consequently, cost of manufacture also. Then in regard to raw materials exactly the same thing holds good. Take ship-building for example, almost everything used in the building of a ship, from the keel to truck, has to be imported from abroad. Thanks to Free Trade, we get these at the lowest possible prices. The result is that we are the ship-building country of the world. A ship that costs £16,000 in this country will cost £26,000 in Protectionist France; while the United States when it wants ships cannot build them on account of the extra cost involved by Protection, but has to buy them ready made here. Protection has blighted the shipping and the shipbuilding of the United States and France. In their efforts to build up the shipbuilding industry, the Germans allow everything used in shipbuilding to be brought in duty free. They even allow the complete ship to come in free. If they had had the courage of their convictions, the German Government should have pursued exactly the opposite course. If Protection assists in building up an industry, the tariff wall ought to have been increased in height, instead of demolished, in order to encourage shipbuilding. Here they admit that, so far as shipbuilding is concerned, it is necessary, to be successful, to adopt Free Trade.

According to Lloyd's Register of British and Foreign Shipping, there were on the 30th June, 1907, 10,285 merchant vessels on the Register, with a total of 19,724,728 gross tons, of which 6,825 vessels of 12,855,245 tons were British, and 3,460 vessels of 6,869,483 tons were foreign. Thus the British-owned tonnage amounted to no less than 65 per cent. of the whole, and that of all foreign countries to 35 per cent. In the old days of navigation laws and Protection, the United States competed very closely with us in oversea trade; their tonnage has actually dwindled, whilst ours has steadily increased to its present amount.

### "How Britain Captured the World's Motor Car Trade."

Under the above heading, Mr. S. F. Edge wrote in the *Weekly Dispatch* for November 17th, 1907, "The Romance of an Industry which is now worth £8,000,000 a year to this country." The article is a striking testimony to the value of Free Trade in developing industries natural to a country. Mr. Edge points out how in 1895 we were absolutely left out in the cold, and the whole trade was in the hands of Germany or France. Our cars were "unreliable." He says:—"The dictum went forth, 'The British cannot build motor-cars; let us buy them from the French.' That was in the late nineties. At that time the British motor-car industry might be compared to a babe (and a very unruly one) wrapped in swaddling clothes. In France, to keep up the metaphor, the industry had grown to man's estate, and, what is more, was striding on with no uncertain footstep to perfection." "At the present day our cars find purchasers all over Europe. In this comparatively short space of time, we have caught up our foreign competitors and passed them. The year 1907 finds the British-built car acknowledged all the world over as trustworthy, luxurious, cheap.

and speedy. We have not been content with building cars for ourselves; we have engaged our rivals on their own ground and beaten them." He then gives the exports of British motor-cars and accessories—1904, £359,433; 1905, £542,391; 1906, £869,382; 1907, £1,381,230. Protection would have said to the motor-car builders, "Never mind your cars being poorer than the foreign; I will put on such a tariff as will compel British users to put up with them." Free Trade says, "You ought to be able to build cars as well, if not better than, the foreigner; try, and I am sure you will succeed."

Imports from, and Exports to, Foreign Countries and British Possessions,  
in Millions of Pounds.

Average	IMPORTS.						EXPORTS (British & Irish.)					
	Foreign Countries.		British Possessions.		Total.		Foreign Countries.		British Possessions.		Total.	
	Million Pounds.	Per Cent.	Million Pounds.	Per Cent.	Million Pounds.	Per Cent.	Million Pounds.	Per Cent.	Million Pounds.	Per Cent.	Million Pounds.	Per Cent.
1855-59	129	76.5	40	23.5	169	100	79	68.5	37	31.5	116	100
1860-64	167	71.2	68	28.8	235	100	92	66.6	46	33.4	138	100
1865-69	218	76.0	68	24.0	286	100	131	72.4	50	27.6	181	100
1870-74	270	78.0	76	22.0	346	100	175	74.4	60	25.6	235	100
1875-79	292	77.9	83	22.1	375	100	135	66.9	67	33.1	202	100
1880-84	312	76.5	96	23.5	408	100	153	65.5	81	34.5	234	100
1885-89	293	77.1	87	22.9	380	100	147	65.0	79	35.0	226	100
1890-94	323	77.1	96	22.9	419	100	156	66.5	78	33.5	234	100
1895-99	355	78.4	98	21.6	453	100	158	66.0	81	34.0	239	100
1900-04	422	79.2	111	20.8	533	100	183	63.3	106	36.7	288	100
1905-06	451	77.0	135	23.0	586	100	235	66.7	118	33.3	353	100

Free Trade and Poverty.

We have endeavoured to show that allowing trade to be as free as possible is best for a country; that Britain has prospered wondrously because she alone, of all the nations, has adopted this natural system. But, at the same time, it is true we have not got real Free Trade yet. So long as there are Customs and Excise duties here, so long are there obstructions to trade. But real Free Trade does not consist only of freedom to exchange; we need also, and still more so, freedom to produce. This will be attained when the land monopoly is broken down, for wealth is produced by labour from land. In this country the people do not possess the land; they can only have access to it by permission of a private owner, and have to pay him his price. This is the cause of economic poverty, and until this monopoly is broken down we have not got real Free Trade. We have gone into this question in our article on the Taxation of Land Values. Free Trade has, however, greatly lessened the power of the landowner, and it is because the people are, at last, paying attention to the land question, that landowners are so eager to "draw a red herring across the trail" by raising the question of so-called Tariff Reform.



UNITED KINGDOM AND GERMANY.

EXPORTS and IMPORTS and EXCESS OF EXPORTS of MANUFACTURED GOODS (Special Trade).

TABLE A.—According to the Classification adopted in the respective Countries.

Years.	UNITED KINGDOM.			GERMANY.		
	Exports of Manufactured Goods (United Kingdom Produce).	Imports of Manufactured Goods (for Home Consumption).	Excess of Exports of Manufactured Goods.	Exports of Manufactured Goods (German Produce).	Imports of Manufactured Goods (for Home Consumption).	Excess of Exports of Manufactured Goods.
	Million £'s.	Million £'s.	Million £'s.	Million £'s.	Million £'s.	Million £'s.
1882.....	212.8	62.4	150.4	92.6	42.7	49.9
1883.....	210.8	64.7	146.1	96.5	45.3	51.2
1884.....	204.4	63.1	141.3	98.9	46.1	52.8
1885.....	189.1	63.9	122.2	88.5	41.3	47.2
1886.....	189.3	63.7	122.6	95.6	41.7	53.9
Annual Average, 1882-1886.....	200.1	63.6	136.5	94.4	43.2	51.2
1887.....	194.2	63.6	130.6	100.7	41.0	59.7
1888.....	204.0	70.4	133.6	102.0	43.1	58.9
1889.....	216.3	75.2	141.1	103.3	48.8	54.4
1890.....	226.8	74.7	151.1	105.6	48.2	57.4
1891.....	211.5	76.8	134.7	100.7	44.5	56.2
Annual Average, 1887-1891.....	210.5	72.1	138.4	102.4	45.1	57.3
1892.....	198.8	76.4	117.4	95.9	42.1	53.8
1893.....	187.0	76.5	110.5	98.2	44.3	53.9
1894.....	182.3	79.1	103.2	92.4	41.1	51.3
1895.....	193.4	86.0	107.4	107.2	45.5	61.7
1896.....	207.5	93.5	114.0	113.1	46.2	66.9
Annual Average, 1892-1896.....	192.8	82.3	110.5	101.3	43.8	57.5
1897.....	198.6	95.9	102.7	113.3	47.5	65.8
1898.....	196.4	97.7	98.7	117.6	49.9	67.9
1899.....	221.3	105.6	115.7	133.3	56.4	76.9
1900.....	231.3	111.7	119.6	146.6	59.0	87.6
1901.....	220.9	111.1	115.8	142.2	52.3	89.9
Annual Average, 1897-1901.....	214.9	104.4	110.5	130.6	53.0	77.6
1902.....	230.4	117.2	113.2	151.9	54.2	97.7
1903.....	237.6	117.9	119.7	161.3	59.4	101.9
1904.....	247.0	117.3	129.7	169.2	60.0	109.2
1905.....	273.2	123.1	150.1	188.0	65.3	122.7
1906.....	300.9	131.9	178.0	*216.3	*82.3	*134.0
Annual Average, 1902-1906.....	259.6	121.5	138.1	177.3	61.2	116.1

TABLE B.—According to the Classification adopted in the United Kingdom.

1882.....	230.4	117.2	113.2	169.9	67.2	111.6
1883.....	237.6	117.9	119.7	181.3	64.0	116.3
1884.....	247.0	117.3	129.7	187.2	68.3	117.9
1885.....	273.2	123.1	150.1	210.2	77.1	133.1
1886.....	300.9	131.9	178.0	*216.3	*82.3	*134.0
Annual Average, 1882-1886.....	259.6	121.5	138.1	186.4	72.9	123.5

\* Provisional figures.

## IMPORTS:

VALUE of the MERCHANDISE IMPORTED from, and CONSIGNED from, the  
and the VALUE of the MERCHANDISE CONSIGNED from each COUNTRY  
(Exclusive of

COUNTRIES—continued.	1904.			
	Imports.	Merchandise Consigned from Foreign Countries and British Possessions.		
		Value.	Consignments Re-exported.	Net Consignments.
	£	£	£	£
<b>FOREIGN—continued.</b>				
Ecuador .....	158,573	307,893	39,066	269,827
Brazil .....	6,237,746	6,433,672	4,275,484	2,158,188
Uruguay .....	591,451	588,306	117,751	470,555
Argentine Republic .....	23,035,202	23,407,176	740,679	23,666,474
Chile .....	5,422,941	5,127,360	335,086	4,792,274
Peru .....	2,371,692	2,513,060	316,017	2,196,043
Bolivia .....	—	301,065	232,754	68,341
Western Coast of Africa* .....	71,993	79,068	56,853	22,233
Other Foreign Countries .....	262,241	392,039	123,937	268,102
<b>TOTAL OF FOREIGN COUNTRIES.</b>	<b>481,020,222</b>	<b>430,252,886</b>	<b>39,301,524</b>	<b>391,951,362</b>
<b>BRITISH POSSESSIONS.</b>				
Channel Islands .....	1,566,243	1,583,390	7,413	1,575,977
Gibraltar .....	29,297	34,774	3,667	31,107
Malta and Gozo .....	47,833	39,960	9,332	38,628
Canada .....	22,621,164	22,300,314	922,237	23,378,077
Newfoundland (including Labrador) .....	516,518	820,864	192,699	326,165
Bermudas .....	4,569	6,351	173	5,878
British West India Islands (including Bahamas) .....	1,895,212	1,967,655	435,365	1,531,720
British Guiana .....	487,374	463,007	42,191	419,816
British Honduras .....	173,577	176,287	31,706	144,581
Australia .....	23,568,918	23,660,060	8,255,377	15,404,713
New Zealand .....	13,741,510	12,766,949	2,114,065	10,652,964
British India .....	36,472,636	42,704,004	14,001,749	28,702,256
Straits Settlements and Dependencies .....	6,283,830	4,132,845	1,080,160	3,052,677
Ceylon and Dependencies .....	4,135,027	4,132,845	1,080,160	3,052,677
Hong Kong .....	466,911	388,517	71,120	317,397
Mauritius and Dependencies .....	264,554	265,789	72,378	193,411
Aden and Dependencies .....	137,668	117,728	75,182	42,546
<b>Eastern Coast of Africa:</b>				
Territories under British Influence .....	195,831	206,830	175,495	31,335
Natal .....	524,095	710,735	487,602	223,133
Cape of Good Hope? .....	4,983,489	4,725,964	2,344,233	2,381,731
Rhodesia .....	—	16,110	—	16,110
Transvaal .....	—	775	2,136	1,361
Nigerian Protectorates .....	1,429,781	1,437,337	761,852	675,485
Lagos .....	332,818	321,879	206,817	112,562
The Gold Coast .....	554,665	541,974	268,071	273,903
Sierra Leone .....	159,313	187,277	270,099	1,322
Gambia .....	21,395	26,742	30,148	3,406
Cyprus .....	166,860	167,660	3,657	163,952
Other British Possessions .....	308,006	315,406	81,260	234,146
<b>TOTAL OF BRITISH POSSESSIONS.</b>	<b>120,918,406</b>	<b>120,755,742</b>	<b>31,943,692</b>	<b>88,812,050</b>
Unknown Countries .....	—	—	59,465	59,465
<b>TOTAL OF FOREIGN COUNTRIES AND BRITISH POSSESSIONS:</b>	<b>551,088,628</b>	<b>551,038,628</b>	<b>70,304,261</b>	<b>490,734,347</b>

\* Exclusive of German, French, and Portuguese Possessions, also the Congo Free State, which are separately distinguished.

† Re-exports in excess of imports.

## CONSIGNMENTS.

PRINCIPAL and other FOREIGN COUNTRIES and BRITISH POSSESSIONS, RE-EXPORTED from, and RETAINED in, the UNITED KINGDOM.—continued.

Bullion and Specie.

1905.				1906.			
Imports.	Merchandise Consigned from Foreign Countries and British Possessions.			Imports.	Merchandise Consigned from Foreign Countries and British Possessions.		
	Value.	Consignments Re-exported.	Net Consignments.		Value.	Consignments Re-exported.	Net Consignments.
£	£	£	£	£	£	£	£
170,231	279,437	65,931	213,506	139,726	234,982	64,099	170,883
8,100,208	8,246,873	5,205,515	2,981,358	9,112,374	9,188,000	5,615,754	3,572,306
818,398	882,407	144,935	737,472	538,601	629,929	112,204	517,725
25,034,325	25,430,163	1,021,247	24,408,916	28,802,963	28,921,892	819,533	28,102,359
6,008,031	5,371,216	765,236	4,605,980	6,272,506	5,060,622	667,269	4,373,353
2,307,204	2,738,488	451,732	2,286,751	1,065,396	2,173,342	334,386	1,838,956
—	447,264	214,110	302,954	—	614,100	373,522	440,578
67,537	72,370	31,221	41,149	81,228	82,642	27,649	54,993
329,122	446,800	222,860	223,920	397,910	617,982	222,615	395,367
437,151,191	438,368,020	42,690,605	395,677,415	465,723,260	467,974,167	45,013,028	422,961,139
1,606,614	1,662,396	7,154	1,655,212	1,554,217	1,549,967	3,866	1,546,101
88,985	40,723	1,934	88,789	30,214	29,595	3,796	25,839
41,168	49,313	3,372	36,941	40,927	41,760	5,515	36,245
25,695,898	24,485,632	1,145,044	23,340,588	30,318,291	28,035,936	1,378,915	26,656,121
508,307	512,265	180,520	331,745	630,659	631,675	269,786	371,869
6,512	7,089	741	6,348	3,193	4,349	520	3,829
1,971,664	1,973,643	421,492	1,552,151	2,108,332	2,143,783	441,908	1,701,875
573,066	572,915	46,784	526,131	526,041	528,966	43,016	485,888
185,569	186,034	41,898	144,706	207,234	210,377	62,465	158,332
29,968,977	26,995,126	9,192,152	17,802,974	29,137,890	29,285,146	9,881,164	19,453,992
13,391,222	13,393,973	2,773,733	10,620,240	15,667,754	15,619,013	2,988,517	12,630,496
30,000,291	30,099,789	10,540,603	25,499,186	37,833,460	37,722,235	12,372,783	25,349,452
6,826,775	6,767,127	4,198,162	2,568,975	8,903,228	8,834,451	5,769,200	3,075,251
4,477,930	4,484,401	1,222,220	3,262,181	4,441,184	4,442,208	1,428,778	3,013,430
386,440	341,424	78,408	262,956	638,507	574,263	125,944	448,319
183,532	134,541	37,482	117,059	121,352	121,423	51,573	69,850
201,617	209,154	87,137	112,017	226,069	251,613	121,256	130,268
183,292	189,411	183,848	15,563	236,136	266,378	178,908	87,475
682,346	618,937	361,597	257,340	796,916	769,163	316,646	452,757
4,009,116	4,207,425	2,496,089	2,401,336	5,540,870	5,534,373	2,661,640	2,862,933
—	20,469	77	20,392	—	31,868	65	31,803
—	8,541	2,830	5,711	—	8,766	1,834	6,932
1,340,482	1,344,834	876,252	468,582	1,556,111	1,556,456	781,972	774,484
391,060	391,066	165,529	136,137	375,219	375,633	176,873	198,760
589,492	532,358	455,745	76,614	581,631	583,266	530,427	51,778
199,347	196,854	353,500	• 159,659	199,056	304,908	345,784	• 149,376
16,851	26,878	33,989	• 7,115	27,241	29,012	27,781	1,231
183,565	134,108	7,126	126,982	144,727	143,810	6,221	137,589
498,841	393,360	120,355	382,916	378,609	384,861	126,168	258,677
127,808,736	128,621,887	35,086,823	91,616,074	142,165,240	139,914,333	40,032,618	99,881,715
—	—	53,485	• 53,485	—	—	56,834	• 56,834
563,19,917	563,019,917	77,779,913	487,240,004	607,888,500	607,688,500	65,102,480	522,786,020

• The value of Diamonds imported into the United Kingdom from the Cape of Good Hope is not included in the Total Imports.

† Including the Federated Malay States.



## IMPORTS:

VALUE of the MERCHANDISE IMPORTED from, and CONSIGNED from, the  
and the VALUE of the MERCHANDISE CONSIGNED from each COUNTRY

(Exclusive of

COUNTRIES.	1904.			
	Imports.	Merchandise Consigned from Foreign Countries and British Possessions.		
		Value.	Consignments Re-exported.	Net Consignments.
	£	₹	₹	₹
<b>FOREIGN.</b>				
Russia .....	31,402,838	32,980,825	1,180,094	31,841,731
Sweden .....	9,707,442	10,241,118	368,369	9,875,749
Norway .....	5,644,475	5,527,564	432,878	5,094,686
Denmark † .....	16,191,998	15,770,102	227,579	15,542,523
Germany .....	33,944,322	49,512,221	2,666,725	46,845,496
Possessions in Western Africa .....	87,679	104,146	82,302	21,844
Netherlands .....	34,680,639	16,365,424	1,409,880	14,955,544
Java and other Possessions in Indian Sea .....	1,357,156	1,909,774	127,348	1,782,426
Belgium .....	27,556,425	16,739,690	893,374	15,876,316
France .....	51,107,046	44,798,360	4,729,404	40,068,956
Algeria .....	613,616	667,099	61,197	660,902
Possessions in Western Africa .....	813,498	935,219	364,729	570,490
French Indo-China .....	162,149	151,305	71,421	79,884
West India Islands .....	35	23,045	460	22,585
Portugal .....	2,864,014	2,620,824	378,112	2,242,712
Azores and Madeira .....	136,561	136,557	100,864	35,693
Possessions in Western Africa .....	66,630	291,901	70,905	211,030
Possessions in Eastern Africa .....	88,123	114,005	25,556	88,449
Spain .....	13,672,310	13,919,627	1,579,313	12,340,314
Canary Islands .....	1,542,757	1,542,867	51,920	1,490,947
Switzerland .....	—	7,454,478	706,513	6,747,965
Italy .....	3,321,822	5,936,341	534,476	5,401,865
Austria-Hungary .....	1,817,054	6,740,671	297,731	6,442,940
Greece .....	1,263,843	1,317,107	82,079	1,235,028
Bulgaria .....	287,027	278,360	2,522	276,328
Roumania .....	3,136,567	2,624,270	31,660	2,592,590
Turkey .....	5,754,048	5,846,074	781,058	4,965,016
Egypt .....	14,302,290	14,291,293	2,215,060	12,076,233
Tripoli .....	217,676	249,257	896	246,361
Tunis .....	409,873	367,765	2,044	365,721
Morocco .....	505,685	517,632	246,620	271,012
Congo Free State .....	17,428	112,679	57,408	55,271
Persia .....	275,622	551,540	416,390	136,150
Siam .....	102,298	175,596	38,153	137,442
China (exclusive of Hong Kong and Macao) .....	2,761,841	2,970,685	1,565,615	1,405,070
Japan (including Formosa) .....	2,319,477	2,441,665	413,708	2,027,957
Islands in the Pacific not elsewhere stated .....	270,516	297,841	22,947	275,794
United States of America .....	119,227,302	116,376,040	8,322,465	108,053,575
Philippine Islands and Guam .....	2,337,393	2,368,653	661,758	1,706,895
Cuba and Porto Rico .....	179,738	1,326,393	94,311	1,231,082
Haiti and St. Domingo .....	66,351	138,270	8,892	129,378
Mexico .....	594,993	1,809,599	106,577	1,708,722
Central American States .....	1,282,414	1,810,525	539,797	1,270,728
Colombia and Panama .....	670,023	768,596	500,357	268,238
Venezuela .....	171,234	186,971	26,390	160,581

† Including Faroe Islands, Iceland, and Greenland.

Philippine Islands and Guam include the Ladrones Islands in 1934, since which year the Ladrones Islands (other than Guam) are included under the head of "Islands in the Pacific, not elsewhere stated."

## CONSIGNMENTS.

PRINCIPAL and other FOREIGN COUNTRIES and BRITISH POSSESSIONS,  
RE EXPORTED from, and RETAINED in, the UNITED KINGDOM.

Bullion and Specie.)

Imports.	1905.			Imports.	1906.		
	Merchandise Consigned from Foreign Countries and British Possessions.				Merchandise Consigned from Foreign Countries and British Possessions.		
	Value.	Consignments Re-exported.	Net Consignments.		Value.	Consignments Re-exported.	Net Consignments.
£	£	£	£	£	£	£	£
33,306,284	34,619,685	1,433,398	33,086,292	30,051,348	31,497,275	2,047,298	29,449,977
9,827,992	10,490,099	408,976	10,056,123	10,781,582	11,239,815	470,312	10,769,503
5,964,870	5,495,404	528,092	5,219,712	6,903,945	6,678,558	504,739	6,173,819
15,090,991	15,241,450	253,902	14,967,648	16,591,413	16,317,066	223,349	16,093,717
35,799,758	53,838,548	2,892,025	50,946,521	38,021,762	55,907,599	2,843,109	53,064,490
68,833	110,871	74,298	38,663	125,418	148,287	82,183	66,104
35,481,059	15,176,230	1,998,435	13,307,795	36,653,519	16,218,366	1,101,168	15,117,198
2,139,479	2,604,268	160,648	2,437,675	1,176,762	1,626,802	314,700	1,312,102
27,751,298	16,609,007	764,938	15,904,069	29,033,441	17,990,758	850,632	17,160,121
53,072,900	46,457,896	4,676,613	41,481,383	52,871,681	47,098,935	5,778,375	41,320,560
748,781	793,045	54,385	708,080	805,066	897,637	54,151	843,486
755,139	800,449	313,599	546,850	793,661	816,615	265,649	550,966
137,316	140,830	24,578	116,242	831,377	834,427	14,461	299,906
36	10,876	64	10,812	205	6,390	41	6,339
2,929,394	2,673,608	357,987	2,315,801	3,338,975	3,099,741	496,286	2,603,455
154,246	154,510	131,029	23,481	161,299	159,044	114,995	44,049
50,000	229,112	32,175	196,937	38,336	256,378	43,939	212,339
96,180	105,622	39,778	65,844	165,198	151,402	30,932	120,440
13,858,631	14,133,120	954,459	13,178,661	15,827,713	16,049,808	1,070,522	14,979,286
1,654,647	1,654,981	43,872	1,611,059	1,538,817	1,540,314	60,209	1,480,105
3,324,696	7,958,842	817,033	6,841,809	—	7,913,008	884,725	7,028,283
1,488,864	6,341,876	579,298	5,762,578	3,612,335	6,568,901	741,618	5,827,283
1,328,234	6,524,157	287,678	6,236,479	1,212,890	7,008,024	353,859	6,654,165
71,316	1,376,979	89,628	1,287,451	2,231,800	2,292,053	106,130	2,185,963
1,684,612	110,771	2,949	97,822	135,807	247,304	2,491	244,813
5,491,443	1,270,519	4,601	1,265,918	3,613,414	2,807,654	3,234	2,804,420
14,976,138	14,981,470	2,492,079	12,489,391	6,076,535	5,803,010	823,902	4,979,108
35,343	1,826,832	1,826	325,105	16,358,247	16,872,951	2,489,744	14,383,217
257,636	29,819	1,630	259,109	352,425	293,303	409	262,794
667,314	473,115	184,024	289,091	359,314	338,661	10,585	328,076
16,422	57,575	109,392	—	356,447	357,661	198,564	159,097
151,086	451,390	446,173	5,217	29,395	39,040	122,104	—
372,682	866,732	34,669	5,217	229,673	482,011	350,243	131,768
2,540,346	2,404,419	1,433,316	961,003	571,419	611,125	61,348	549,777
1,804,313	1,972,456	369,296	1,583,154	3,314,453	3,406,312	1,890,410	1,585,902
296,797	305,224	6,558	298,386	2,464,255	3,048,898	477,286	2,571,611
115,378,001	114,069,797	9,237,190	105,432,586	277,104	290,395	2,295	278,613
1,869,382	1,902,904	619,213	1,283,691	131,701,540	131,054,366	10,029,367	121,024,999
188,137	1,293,892	94,821	1,199,071	1,636,369	1,636,369	723,904	965,339
31,324	110,630	10,735	99,895	213,158	1,437,354	86,782	1,366,572
881,080	1,294,245	128,969	2,165,276	42,602	127,569	7,159	120,221
1,267,473	1,664,055	795,216	870,839	646,232	2,216,843	100,065	2,116,758
1,284,080	483,082	324,453	108,647	1,438,176	1,567,776	612,866	954,470
41,328	34,385	45,091	—	277,336	399,663	211,928	187,435
34,173	227,364	26,149	188,725	66,046	29,338	86,022	—
				154,687	171,889	37,706	134,183

† Including Cochin-China, Cambodia, Annam, and Tonquin.

\* Re-exports in excess of imports.

• Includes the States of Guatemala, Honduras, San Salvador, Nicaragua, and Costa Rica.

## EXPORTS:

VALUE of the MERCHANDISE EXPORTED to, and CONSIGNED to, the  
(Exclusive of

COUNTRIES.	PRODUCE AND MANUFACTURE OF THE UNITED KINGDOM.					
	1904.		1905.		1906.	
	Exported to each Foreign Country and British Possession	Consigned to each Foreign Country and British Possession	Exported to each Foreign Country and British Possession	Consigned to each Foreign Country and British Possession	Exported to each Foreign Country and British Possession	Consigned to each Foreign Country and British Possession
<b>FOREIGN.</b>	£	£	£	£	£	£
Russia .....	8,229,577	8,229,577	8,169,454	8,169,454	8,858,388	8,858,388
Sweden .....	4,770,443	4,770,443	5,194,784	5,194,784	5,584,996	5,584,996
Norway .....	2,962,970	2,962,970	3,341,023	3,341,023	3,724,446	3,724,446
Denmark .....	3,668,426	3,668,426	4,129,304	4,129,304	4,867,867	4,867,867
Germany .....	25,103,270	25,101,371	29,704,449	29,702,290	33,558,954	33,556,752
Possessions in Western Africa .....	118,593	118,593	175,666	175,666	205,207	205,207
Netherlands .....	8,200,340	8,179,009	9,683,829	9,671,424	11,608,723	11,587,163
Java and other Possessions } in the Indian Seas .....	3,374,259	3,374,259	3,635,851	3,535,861	3,614,852	3,614,852
Belgium .....	9,061,949	7,858,837	10,056,009	8,595,024	11,595,075	10,035,107
France .....	15,254,034	15,194,181	16,142,890	16,046,231	20,444,756	20,307,400
Algeria .....	458,261	458,261	552,642	552,642	615,651	615,651
Possessions in Western Africa .....	713,965	713,965	827,631	827,631	884,409	884,409
French Indo-China .....	101,815	101,815	65,696	65,696	63,305	63,305
West India Islands .....	47,228	47,228	38,041	38,041	53,604	53,604
Portugal .....	2,068,173	2,068,173	2,247,801	2,247,801	2,603,960	2,603,960
Azores and Madeira .....	230,903	230,903	185,547	185,547	221,562	221,562
Possessions in Western Africa .....	455,722	455,722	447,169	447,169	886,474	886,474
Possessions in Eastern Africa .....	1,745,425	1,259,577	2,502,531	1,732,999	2,510,493	1,342,286
Spain .....	4,337,775	4,437,775	4,245,843	4,245,843	4,626,004	4,626,004
Canary Islands .....	856,930	856,930	827,677	827,677	923,730	923,730
Switzerland .....		1,276,501		1,571,464		1,718,032
Italy .....	8,371,354	8,370,646	8,892,876	8,897,622	11,164,694	11,164,645
Austria-Hungary .....	1,893,767	1,893,656	1,566,672	1,356,662	2,432,595	2,432,895
Greece .....	1,478,157	1,478,157	1,170,093	1,170,093	1,400,190	1,400,190
Bulgaria .....	504,246	504,246	568,683	568,683	567,063	567,063
Roumania .....	1,055,963	1,055,963	1,237,169	1,237,169	1,594,522	1,594,522
Turkey .....	7,346,695	7,346,695	6,691,570	6,691,570	8,095,928	8,095,928
Egypt .....	8,273,443	8,273,443	7,848,948	7,848,948	8,935,749	8,935,749
Tripoli .....	117,366	117,366	126,817	126,817	134,563	134,563
Tunis .....	345,302	345,302	292,494	292,494	372,239	372,239
Morocco .....	674,536	674,536	587,097	587,097	718,050	718,050
Congo Free State .....	117,610	117,610	129,559	129,559	134,308	134,308
Persia .....	434,858	434,858	473,026	473,026	478,602	478,602
Siam .....	617,751	617,751	532,872	532,872	670,138	670,138
China (exclusive of Hong Kong ) and Macao .....	8,808,901	8,808,901	13,136,648	13,136,648	12,190,913	12,190,913
Japan (including Formosa) Islands in the Pacific not else- where stated .....	4,899,328	4,899,328	9,661,896	9,661,896	12,907,675	12,907,675
United States of America .....	20,197,579	20,197,579	23,915,918	23,915,918	27,764,906	27,764,906
Philippine Islands and Guam .....	1,414,942	1,414,942	2,130,850	2,130,850	1,513,642	1,513,642
Cuba and Porto Rico .....	1,873,363	1,873,363	1,928,152	1,928,152	1,903,762	1,903,762
Hayti and St. Domingo .....	309,150	309,150	292,432	292,432	329,434	329,434
Mexico .....	1,870,157	1,870,157	1,879,719	1,879,719	2,326,379	2,326,379
Central American States * .....	1,003,452	1,003,452	967,610	967,610	1,049,277	1,049,277
Colombia .....	944,309	944,309	574,390	574,390	648,467	648,467
Panama .....			175,645	175,645		
Venezuela .....	721,754	721,754	476,060	476,060	704,182	704,182
Ecuador .....	331,404	331,404	435,944	435,944	368,771	368,771
Brazil .....	5,987,681	5,975,084	6,613,181	6,613,373	7,643,451	7,626,867

\* Including Papeo Islands, Iceland, and Greenland.

† Philippine Islands and Guam include Ladrone Islands in 1904, since which year the Ladrone Islands (other than Guam) are included under the head of "Islands in the Pacific," not elsewhere stated.

## CONSIGNMENTS.

PRINCIPAL and other FOREIGN COUNTRIES and BRITISH POSSESSIONS.  
Bullion and Specie.)

## FOREIGN AND COLONIAL MERCHANDISE.

1904.		1905.		1906.		COUNTRIES.
Exported to each Foreign Country and British Possession	Consigned to each Foreign Country and British Possession	Exported to each Foreign Country and British Possession	Consigned to each Foreign Country and British Possession	Exported to each Foreign Country and British Possession	Consigned to each Foreign Country and British Possession	
£	£	£	£	£	£	FOREIGN.
7,056,680	7,055,580	6,714,696	6,714,696	7,083,089	7,083,608	Russia.
768,913	758,913	821,648	821,648	1,073,182	1,073,182	Sweden.
359,950	359,950	371,509	371,509	448,320	448,320	Norway.
302,822	302,822	480,367	480,367	517,826	517,826	Denmark.
11,324,560	11,324,375	13,037,851	13,035,903	14,753,370	14,753,160	Germany.
10,630	10,630	11,050	11,050	15,102	15,096	Possessions in West'n Africa.
4,700,323	4,628,000	4,633,068	4,706,600	5,229,400	5,160,572	Netherlands.
106,460	105,459	22,711	22,711	20,328	20,328	Java and other Possessions in the Indian Seas.
4,492,543	4,871,436	4,702,914	4,709,000	5,158,898	5,076,164	Belgium.
6,446,371	6,384,010	7,089,773	7,002,811	8,340,073	8,219,178	France.
2,760	2,760	1,422	1,422	3,254	3,254	Algeria.
27,903	27,903	23,361	23,361	25,549	25,549	Possessions in West'n Africa.
28,613	28,613	1,159	1,159	712	712	French Indo-China.
26,308	25,303	25,110	25,110	14,633	14,633	West India Islands.
607,407	607,407	578,456	578,456	654,476	654,476	Portugal.
27,017	27,017	31,180	31,180	39,742	39,742	Azores and Madeira.
8,753	8,753	10,966	10,966	14,944	14,944	Possessions in West'n Africa.
83,227	50,156	117,587	63,636	145,855	72,855	Possessions in Eastern Africa.
573,438	573,438	595,931	595,931	713,684	713,684	Spain.
101,504	101,504	102,739	102,739	144,284	144,284	Canary Islands.
196,997			271,178		272,639	Switzerland.
851,445	851,445	894,430	892,625	1,317,026	1,316,985	Italy.
673,686	673,686	746,551	746,551	816,109	815,109	Austria-Hungary.
81,911	81,911	81,549	81,549	103,483	103,483	Greece.
78,901	78,901	81,078	81,078	84,505	84,505	Bulgaria.
96,231	96,231	68,489	68,489	75,797	75,797	Roumania.
239,594	239,594	287,577	287,577	327,397	327,397	Turkey.
158,181	158,181	220,720	220,720	216,857	216,857	Egypt.
11,778	11,778	13,262	13,262	30,395	30,395	Tripoli.
6,722	6,722	5,358	5,358	7,066	7,066	Tunis.
256,184	256,184	152,436	152,436	186,279	186,279	Morocco.
5,600	5,600	6,666	6,666	8,213	8,213	Congo Free State.
20,542	20,542	15,153	15,153	13,373	13,373	Persia.
6,380	6,380	11,630	11,630	15,266	15,266	Siam.
81,049	81,049	162,180	162,180	106,275	106,275	China (exclusive of Hong Kong and Macao).
154,346	154,346	135,004	135,004	207,655	207,655	Japan (including Formosa).
1,022	1,022	586	586	1,793	1,793	Islands in the Pacific not elsewhere stated.
19,074,856	19,074,856	23,306,170	23,306,170	25,475,420	25,475,420	United States of America.
119,340	119,340	289,110	289,110	36,040	36,040	Philippine Islands and Guam & Cuba and Porto Rico.
719,471	719,471	844,333	844,333	734,449	734,449	Haiti and St. Domingo.
4,129	4,129	9,661	9,661	4,647	4,647	Mexico.
26,758	26,758	151,541	151,541	177,133	177,133	Central American States & Colombia.
17,801	17,801	23,294	23,294	34,177	34,177	Panama.
29,746	29,746	16,286	16,286	17,057	17,057	Venezuela.
8,457	8,557	21,030	21,030	27,633	27,633	Guatemala.
8,457	8,457	3,917	3,917	11,456	11,456	Brazil.
247,221	244,034	13,515	13,515	6,892	6,892	
		228,436	297,027	304,306	301,801	

1 Including Cochin-China, Cambodia, Annam, and Tonquin.

2 Includes the States of Guatemala, Honduras, San Salvador, Nicaragua, and Costa Rica.

## EXPORTS :

VALUE of the MERCHANDISE EXPORTED to, and CONSIGNED to, the PRINCIPAL  
[Exclusive of

COUNTRIES— <i>cont.</i>	PRODUCE AND MANUFACTURE OF THE UNITED KINGDOM.					
	1904		1905.		1906.	
	Exported to each Foreign Country and British Possession	Consigned to each Foreign Country and British Possession	Exported to each Foreign Country and British Possession	Consigned to each Foreign Country and British Possession	Exported to each Foreign Country and British Possession	Consigned to each Foreign Country and British Possession
<i>FOREIGN—cont.</i>	£	£	£	£	£	£
Uruguay .....	1,349,021	1,347,322	2,020,313	2,012,885	2,233,227	2,231,957
Argentine Republic .....	10,847,264	10,844,615	13,002,611	12,997,341	19,428,641	19,425,772
Chile .....	3,258,958	3,224,569	4,461,521	4,394,599	6,077,690	5,961,929
Peru .....	1,146,126	1,125,428	1,201,823	1,174,648	1,344,992	1,321,154
Bolivia .....		72,545		112,696		163,485
Western Coast of Africa* .....	77,703	77,703	66,095	66,695	86,249	86,249
Other Foreign Countries .....	665,317	665,317	866,404	866,404	804,939	804,939
<b>Total of Foreign Countries .....</b>	<b>188,773,170</b>	<b>188,287,322</b>	<b>216,378,803</b>	<b>215,599,171</b>	<b>254,234,060</b>	<b>253,566,963</b>
<b>BRITISH POSSESSIONS.</b>						
Channel Islands .....	1,104,773	1,104,773	1,109,099	1,109,099	1,127,539	1,127,539
Gibraltar .....	950,439	950,439	765,222	765,222	744,905	744,905
Malta and Gozo .....	1,157,727	1,157,727	1,076,471	1,076,471	1,005,754	1,005,754
Canada .....	10,624,221	10,624,221	11,909,344	11,909,244	13,668,833	13,668,833
Newfoundland, inc. Labrador .....	488,376	488,376	432,209	432,209	518,814	518,814
Bermudas .....	221,322	221,322	166,911	166,911	100,828	100,828
British West India Islands (including Bahamas) .....	2,024,999	2,024,999	2,012,356	2,012,355	2,195,817	2,195,817
British Guiana .....	532,602	532,602	628,476	626,476	613,341	613,341
British Honduras .....	81,731	81,731	675,729	675,729	93,716	93,716
Australia .....	17,336,470	17,336,470	16,991,009	16,991,009	20,228,836	20,228,836
New Zealand .....	6,315,090	6,315,090	6,425,793	6,425,793	7,400,188	7,400,188
British India .....	40,641,277	40,641,277	42,996,388	42,996,388	45,181,307	45,181,307
Straits Settlements and Dependencies † .....	3,129,255	3,129,255	3,284,198	3,284,198	3,965,459	3,965,459
Cey on and Dependencies .....	1,411,075	1,411,075	1,368,469	1,368,469	1,570,174	1,570,174
Hong Kong .....	4,335,957	4,335,957	3,716,937	3,716,937	3,065,149	3,065,149
Mauritius .....	403,438	403,438	350,410	350,410	400,377	400,377
Aden and Dependencies .....	307,408	307,408	245,768	245,768	250,483	250,483
Eastern Coast of Africa : Territories under British Influence .....	288,346	288,333	441,336	441,336	556,292	556,292
Natal .....	5,483,743	4,524,214	5,843,131	4,643,360	4,752,323	3,831,591
Cape of Good Hope .....	12,048,778	10,340,189	10,517,188	8,659,470	10,496,879	8,538,029
Rhodesia .....		199,719		261,365		311,375
Orange River Colony .....		315,735		314,477		429,596
Transvaal .....		2,438,525		3,261,279		2,806,218
Nigerian Protectorates .....	871,564	871,564	918,706	918,706	920,103	920,103
Lagos .....	499,307	499,307	680,597	680,597	662,640	662,640
The Gold Coast .....	461,254	951,224	762,340	762,340	970,142	970,142
Sierra Leone .....	343,513	343,513	315,629	315,629	370,650	370,650
Gambia .....	96,596	86,596	79,175	79,175	114,064	114,064
Cyprus .....	129,306	129,306	138,142	138,142	121,732	121,732
Other British Possessions .....	168,830	568,830	165,672	168,679	227,963	227,863
<b>Total of British Possessions .....</b>	<b>111,937,870</b>	<b>112,423,718</b>	<b>113,437,811</b>	<b>114,917,443</b>	<b>121,341,278</b>	<b>122,069,485</b>
<b>TOTAL OF FOREIGN COUNTRIES AND BRITISH POSSESSIONS .....</b>	<b>300,711,040</b>	<b>300,711,040</b>	<b>329,816,614</b>	<b>329,816,614</b>	<b>375,575,338</b>	<b>375,575,338</b>

\* Exclusive of German, French, and Portuguese Possessions, also the Congo Free State, which are separately distinguished.

† Including the Federated Malay States.

## CONSIGNMENTS.

And other FOREIGN COUNTRIES and BRITISH POSSESSIONS—continued.  
Bullion and Specie )

FOREIGN AND COLONIAL MERCHANDISE.						COUNTRIES—cont.
1904.		1905.		1906.		
Exported to each Foreign Country and British Possession	Consigned to each Foreign Country and British Possession	Exported to each Foreign Country and British Possession	Consigned to each Foreign Country and British Possession	Exported to each Foreign Country and British Possession	Consigned to each Foreign Country and British Possession	
£	£	£	£	£	£	FOREIGN—cont.
61,921	61,921	78,270	78,190	66,690	66,561	Uruguay.
735,316	727,231	881,224	881,094	485,013	484,929	Argentine Republic.
273,319	270,650	330,861	317,522	319,114	318,545	Chile.
141,048	140,724	111,608	110,132	109,376	108,083	Peru.
	4,265		6,379		10,172	Bolivia.
16,000	16,000	12,685	12,685	16,639	16,639	Western Coast of Africa.*
43,103	43,103	37,046	37,046	26,294	26,294	Other Foreign Countries.
61,458,655	61,425,586	68,504,804	68,450,853	75,796,707	75,723,703	Total of Foreign Countries.
BRITISH POSSESSIONS.						
216,139	216,139	212,349	212,349	225,647	225,647	Channel Islands.
86,976	86,966	97,949	97,949	102,674	102,674	Gibraltar.
115,274	115,274	116,806	116,866	104,939	104,939	Malta and Gozo.
1,624,121	1,624,121	1,857,835	1,857,835	1,788,427	1,788,427	Canada.
69,225	69,225	68,679	68,679	70,034	70,034	Newfoundland, inc. Labrador.
27,910	27,910	24,225	24,225	16,238	16,238	Bermudas.
308,946	308,946	302,154	302,154	319,404	319,404	British West India Islands (including Bahamas).
106,292	106,292	97,864	97,864	111,088	111,088	British Guiana.
17,268	17,268	18,951	18,951	17,907	17,907	British Honduras.
2,504,760	2,504,760	2,485,454	2,485,454	2,552,447	2,552,447	Australia.
682,330	682,330	599,013	599,013	632,288	632,288	New Zealand.
903,217	903,217	1,364,765	1,364,765	1,229,191	1,229,191	British India.
54,074	54,074	56,995	56,995	68,437	68,437	Straits Settlements and Dependencies †
55,068	55,068	66,810	66,810	91,918	91,918	Ceylon and Dependencies.
238,810	238,810	124,798	124,798	155,349	155,349	Hong Kong.
51,797	51,797	28,718	28,718	23,768	23,768	Mauritius and Dependencies.
19,801	19,801	16,388	16,388	18,263	18,263	Anden and Dependencies.
						Eastern Coast of Africa : Territories under British Influence.
29,381	29,381	20,679	20,713	16,504	16,497	Natal.
481,691	485,557	483,152	370,711	395,087	398,285	Cape of Good Hope.
1,038,911	949,265	965,865	876,469	1,077,706	892,207	Rhodesia.
	1,612		11,979		27,620	Orange River Colony.
	12,063		13,671		36,079	Trinidad.
	285,179		269,169		291,613	Nigerian Protectorates.
130,646	130,646	114,916	114,916	107,139	107,139	Lagos.
32,681	32,681	32,364	32,364	30,044	30,044	The Gold Coast.
84,109	84,109	57,641	57,641	56,116	56,116	Sierra Leone.
25,243	25,243	28,834	28,834	37,310	37,310	Gambia.
10,032	10,032	6,888	5,888	7,657	7,657	Cyprus.
6,189	6,189	4,369	4,569	5,850	5,850	Other British Possessions.*
24,949	24,949	20,746	20,712	22,341	22,341	
8,845,676	8,878,646	9,275,109	9,329,080	9,336,773	9,378,777	Total of British Possessions.
70,304,231	70,304,231	77,779,913	77,779,913	85,132,480	85,102,480	TOTAL OF FOREIGN COUNTRIES AND BRITISH POSSESSIONS.

NUMBER and PERCENTAGE of PERSONS of BRITISH and IRISH ORIGIN only, who left the UNITED KINGDOM for Places out of EUROPE, and not within the Mediterranean Sea, in each Year from 1881 to 1906, inclusive.

YEARS.	UNITED STATES.		BRITISH NORTH AMERICA.		AUSTRAL-ASIA.		CAPE OF GOOD HOPE & NATAL.		ALL OTHER PLACES.		TOTAL.
	Number.	Per-cent- age.	Number.	Per-cent- age.	Number.	Per-cent- age.	Number.	Per-cent- age.	Number.	Per-cent- age.	
1881	176,104	73	28,912	10	22,682	9	12,905	5	7,399	3	243,092
1882	181,903	65	40,441	15	37,269	13	12,063	4	7,670	3	279,366
1883	191,573	60	44,195	14	71,264	22	5,742	2	7,354	2	320,118
1884	155,280	64	31,134	13	44,255	18	3,954	2	7,568	3	242,179
1885	137,987	66	19,328	9	39,395	19	3,268	2	7,458	4	207,644
1886	152,710	65	24,745	11	48,078	18	8,897	2	8,472	4	232,900
1887	201,529	72	35,025	11	34,183	12	4,909	2	8,844	3	281,487
1888	195,926	70	34,953	13	31,127	11	6,466	2	11,496	4	279,926
1889	168,771	67	28,369	11	28,294	11	13,884	5	14,577	6	253,796
1890	152,413	70	22,520	10	21,179	10	10,321	5	11,683	5	218,116
<b>TOTAL, 1881-90</b>	<b>1,713,953</b>	<b>67</b>	<b>301,922</b>	<b>12</b>	<b>372,744</b>	<b>14</b>	<b>77,409</b>	<b>3</b>	<b>92,507</b>	<b>4</b>	<b>2,568,535</b>
1891	186,395	72	21,578	10	18,547	9	9,090	4	11,897	5	218,507
1892	150,039	71	28,254	11	15,360	8	9,891	5	10,909	5	210,042
1893	148,949	72	24,782	12	11,303	5	13,997	6	10,838	6	208,814
1894	104,001	67	17,459	11	10,917	7	13,177	8	10,476	7	156,030
1895	126,502	68	16,622	9	10,567	6	20,234	11	11,256	6	185,181
1896	93,921	61	15,267	10	10,354	6	24,594	15	12,789	8	161,926
1897	85,324	58	15,571	11	12,061	8	21,169	14	12,396	9	146,460
1898	80,494	57	17,640	12	10,693	8	19,756	14	12,061	9	140,644
1899	92,482	63	16,410	11	11,467	8	14,432	10	11,571	8	146,392
1900	102,797	61	18,443	11	14,922	9	20,815	12	11,548	7	166,225
<b>TOTAL, 1891-1900</b>	<b>1,145,904</b>	<b>66</b>	<b>186,976</b>	<b>11</b>	<b>127,681</b>	<b>7</b>	<b>166,196</b>	<b>9</b>	<b>116,034</b>	<b>7</b>	<b>1,742,790</b>
1901	104,196	91	13,757	9	15,350	9	23,143	13	13,270	8	171,715
1902	108,498	58	26,293	13	14,345	7	43,206	21	13,320	6	206,662
1903	123,693	48	59,652	23	12,375	5	50,206	19	14,045	5	259,950
1904	146,445	54	69,681	26	13,910	5	26,818	10	14,581	5	271,436
1905	122,370	47	82,437	31	15,139	6	26,307	10	15,824	6	262,077
1906	114,817	45	114,859	35	19,331	6	22,804	7	23,326	7	325,137

In addition, 229,142 Foreigners (125,311 males, 68,053 females, and 35,778 children) and 3,458 emigrants, "nationality not distinguished," went from this country, of whom 33,185 went to British colonies and 199,414 to Foreign countries, making a grand total of 557,737. The British emigrants were as follows:—

## TO BRITISH POSSESSIONS.

	Males.	Females.	Children.	Total.
English	72,251	39,654	22,933	134,838
Scottish	17,180	7,383	4,363	28,946
Irish	3,761	1,925	801	6,487
<b>Total</b>	<b>93,142</b>	<b>48,912</b>	<b>28,117</b>	<b>170,171</b>

## TO FOREIGN COUNTRIES.

	Males.	Females.	Children.	Total.
English	45,765	27,447	11,515	84,927
Scottish	18,499	7,494	3,333	29,316
Irish	21,585	20,986	3,302	45,723
<b>Total</b>	<b>85,789</b>	<b>55,927</b>	<b>17,950</b>	<b>154,966</b>

## TOTAL.

	Males.	Females.	Children.	Total.
English	118,016	67,501	34,248	219,765
Scottish	39,619	14,827	7,716	62,162
Irish	26,296	22,811	4,108	52,215
<b>Total</b>	<b>173,931</b>	<b>105,139</b>	<b>46,072</b>	<b>325,137</b>

## THE CENSUS RETURNS.

## UNITED KINGDOM.

The Census Returns are so full of interesting and valuable matter that it is difficult to appreciate the intense opposition made to the first recommendations that a Census of the people be taken. The information is so useful, and even necessary, that there is a strong feeling that the Census ought to be taken every five years, instead of ten as at present, so as to allow the statistics to be more up to date than they can be under present arrangements.

Yet when the proposal was first made in 1753, the opposition to it was most virulent. Mr. Thornton, M.P. for the City of York, said—"I did not believe there was any set of men, or, indeed, any individual of the human species, so presumptuous and so abandoned as to make the proposal we have just heard." Mr. Matthew Ridley, another member, stated that his constituents "looked upon the proposal as ominous, and feared less some public misfortune or an epidemical distemper should follow the

numbering." The Bill was carried through the House of Commons by the aid of the Government majority, but was thrown out in the House of Lords, and half-a-century passed before the scheme was revived.

In 1800 the first census enumeration was authorized to be made, through the agency of parish and township overseers, by *personal enquiry*, with no schedules for householders to fill up, and no specified date for either the making or completion of the returns. These arrangements left wide loopholes for error, incapacity, and fraud, but were continued with but slight improvement until the fifth decennial period (1841) arrived. It is evident, therefore, that the totals of the first four census enumerations must be taken *cum grano*, but as errors, &c., over a large area and by many individuals have a tendency to balance each other, the figures are entitled to reliance for practical purposes.

## Census Returns of the British Isles.

Year.	England.	Wales.	England and Wales.	Scotland.	Ireland.	United Kingdom.	Isle of Man and Channel Islands.	Army and Navy and Garrison in Venice.	Total British Isles.
1801	8,350,000	841,546	8,892,536	1,608,420	5,386,436	15,897,392	470,568	..	16,367,960
1811	9,652,408	611,768	10,164,256	1,805,688	6,987,636	17,957,580	640,500	..	18,598,080
1821	11,281,883	718,353	12,000,236	2,061,521	6,801,827	20,863,584	89,508	280,066	21,372,157
1831	13,080,523	896,272	13,886,797	2,364,366	7,767,401	24,028,564	108,710	280,191	24,392,465
1841	16,072,443	911,706	16,914,148	2,630,184	8,196,597	26,730,929	124,040	292,954	27,067,923
1851	16,921,403	1,006,721	17,927,699	2,886,742	6,574,278	27,388,629	143,126	212,194	27,745,949
1861	18,974,444	1,111,780	20,066,224	3,062,294	5,796,967	26,927,465	143,447	250,356	29,321,266
1871	21,496,131	1,217,136	22,713,266	3,360,018	6,412,377	31,484,661	144,638	216,080	31,845,379
1881	24,613,926	1,300,513	25,974,439	3,735,573	8,174,836	34,884,848	141,960	216,374	35,241,452
1891	27,483,490	1,519,035	29,002,525	4,025,647	4,704,750	37,732,922	147,842	224,211	38,104,975
1901	30,307,243	1,720,000	32,527,243	4,472,108	4,458,775	41,458,721	150,370	267,736	41,976,827

## Population United Kingdom (middle of each Year).

Year.	England and Wales.	Scotland.	Ireland.	United Kingdom.	Year.	England and Wales.	Scotland.	Ireland.	United Kingdom.
1855	27,220,708	3,286,307	4,938,186	36,015,601	1897	31,156,245	4,260,132	4,528,454	39,944,831
1857	27,827,706	3,314,318	4,877,119	36,598,143	1898	31,517,725	4,344,569	4,516,721	40,378,015
1859	28,126,256	3,343,701	4,816,312	36,886,271	1899	31,881,265	4,384,530	4,500,470	40,766,265
1861	28,442,259	3,373,265	4,757,265	37,172,729	1900	32,249,187	4,434,956	4,468,226	41,152,371
1863	28,758,273	3,403,272	4,717,959	37,484,704	1901	32,621,263	4,485,280	4,445,630	41,552,173
1865	29,074,289	3,433,279	4,678,917	37,802,381	1902	32,997,628	4,531,260	4,432,274	41,961,162
1867	29,391,307	3,463,286	4,639,815	38,133,817	1903	33,378,538	4,577,223	4,418,656	42,374,217
1869	29,707,324	3,493,293	4,599,808	38,469,825	1904	33,763,434	4,623,186	4,405,192	42,791,712
1871	30,023,341	3,523,300	4,559,801	38,806,442	1905	34,152,977	4,669,149	4,391,565	43,213,691
1873	30,339,358	3,553,307	4,519,794	39,152,459	1906	34,547,016	4,715,112	4,377,937	43,639,065
1875	30,655,375	3,583,314	4,479,787	39,507,476	1907	34,941,055	4,761,075	4,364,309	44,006,439



The population at the various groups of ages enumerated in the United Kingdom in 1901, together with the proportions to a million persons at all ages, were as follows:—

Ages.	UNITED KINGDOM.					
	Numbers.			Proportion in a million persons at all ages.		
	Persons.	Males.	Females.	Persons.	Males.	Females.
All Ages .....	41,458,721	20,102,408	21,356,313	1,000,000	484,878	515,122
Under 5 years .....	4,692,453	2,348,853	2,343,900	113,184	56,648	56,536
5— .....	4,430,918	2,216,735	2,214,133	106,876	53,468	53,408
10— .....	4,270,672	2,143,490	2,127,182	108,010	51,702	51,308
15— .....	4,174,968	2,072,875	2,102,090	100,702	49,999	50,703
20— .....	3,928,414	1,900,333	2,028,081	96,443	45,837	50,606
25— .....	3,606,655	1,739,111	1,867,544	159,856	76,717	83,639
35— .....	5,002,109	2,417,081	2,585,028	120,653	58,301	62,352
45— .....	3,706,991	1,774,843	1,932,149	89,309	42,310	46,459
55— .....	2,568,828	1,198,300	1,364,519	61,916	28,903	32,913
65— .....	1,417,866	637,459	784,407	34,199	15,376	18,823
75— .....	628,901	226,330	302,871	12,740	5,435	7,306
85 and upwards .....	72,649	29,290	44,359	1,752	682	1,070

### Condition as to Marriage.

Of the 20,102,408 males enumerated in 1901 in the United Kingdom, 12,524,053, or 62·3 per cent., were bachelors; 6,867,250, or 34·2 per cent., were husbands; and 711,105, or 3·5 per cent., were widowers. Of the 21,356,313 females, 12,724,647, or 59·6 per cent., were spinsters; 6,998,823, or 32·8 per cent., were wives; and 1,632,843, or 7·6 per cent., were widows. The proportions of married men and women

differed widely in the three divisions of the United Kingdom. In order to give a comparative view of the civil condition of the population in England and Wales, in Scotland and in Ireland, the following Table has been constructed showing for males and females the proportion per cent. of the unmarried, the married and the widowed, in 1891 and 1901, at all ages, and at ages 20 years and upwards:—

Condition as to Marriage.	Males.				Females.			
	To 100 at all Ages.		To 100 at Twenty Years & Upwards.		To 100 at all Ages.		To 100 at Twenty Years & Upwards.	
	1891.	1901.	1891.	1901.	1891.	1901.	1891.	1901.
UNITED KINGDOM.								
Unmarried .....	63·4	62·3	31·6	33·1	60·5	59·6	29·9	31·6
Married .....	33·1	34·2	61·9	60·6	31·7	32·8	56·1	55·4
Widowed .....	3·5	3·5	6·5	6·3	7·8	7·6	14·0	13·0
ENGLAND AND WALES.								
Unmarried .....	62·0	60·9	29·1	30·5	59·6	58·6	28·1	29·8
Married .....	34·5	35·7	64·4	63·3	32·9	34·0	58·6	57·6
Widowed .....	3·5	3·5	6·5	6·3	7·6	7·4	13·4	12·6

## CENSUS OF SCOTLAND, 1901.

**INCREASE OF POPULATION.**—Upon the 31st day of March, 1901, the Population of Scotland was 4,472,103—males, 2,173,755; females, 2,298,348. At the previous Census it was 4,025,647—males, 1,942,717; females, 2,082,930; thus giving a total increase of 446,456 persons, 231,038 males, and 215,418 females, giving the proportion 105·7 females to every 100 males, a lower proportion than has occurred at any previous Census. The highest rate was 118·5 to 100 at the Census of 1811, since when it has steadily fallen. The rate of increase is, for the sexes combined, 11·09 per cent.; that for the males alone being 11·69 per cent., and for the females 10·34 per cent. This rate of increase is greater by 3·32 per cent. than at last Census, when it was 7·77 per cent.; the male 7·96 per cent., female 7·58 per cent. It is higher than any since 1831, when it was 13·04 per cent.—male 13·41, female 12·71 per cent.

**GROUPING OF THE POPULATION.**—The total Town population at the present Census is 3,120,241, an increase of 488,943, or 18·58 per cent. over 1891; in the Villages 466,953, an increase of only 217, or 0·05 per cent. over 1891; the Rural Districts 885,809, which is 42,704, or 4·60 per cent. below what it was at 1891. In 1891, 65·37 per cent. of the Inhabitants of Scotland resided in the Towns; at the present Census 69·77 per cent.; in the Villages at 1891 there was 11·57, at 1901 10·42 per cent.; and in the Rural Districts 23·06 per cent. in 1891, and 19·61 per cent. in 1901.

**BLIND.**—There are in all Scotland 3,253 Blind Persons (males 1,666, females 1,587), of whom 492 (males 257, females 235) were so from childhood. Of the total, 183 are in various Institutions. There is 1 Blind Person in every 1,375 of the Population, or 73 per 100,000 Inhabitants. Among the males alone, it is 1 in every 1,345, and among the females 1 in every 1,448, or 77 males and 69 females in every 100,000.

**DEAF AND DUMB.**—The total number of Deaf and Dumb in Scotland at the Census was 2,638 (males 1,410, females 1,228) and of those 1,074 were so from childhood (males 568, females 506). Deducting the 426 who were in Institutions, there are 2,212 living at home. There is 1 Deaf and Dumb Person in every 1,695 of the Inhabitants, or 59 per 100,000. Among the males alone there is 1 in every 1,542, and among the females 1 in every 1,872, or in every 100,000 of the males 65 are Deaf and Dumb, 53 being the corresponding proportion among the females. Of the Deaf and Dumb 211 (males 130, females 81) are stated to be Dumb only and of those 86 were so from childhood. Over and above the 2,638 returned as Deaf and Dumb, there are 1,118 (the males 442, the females 676) returned as Deaf only, 119 of those being so from childhood. There is 1 Deaf Person in every 4,000 of the Population, or 25 to each 100,000 of the Inhabitants.

**LUNATICS, IMBECILES, &c.**—Of those afflicted with Lunacy, Imbecility, or Feeble-mindedness, there are in Scotland 20,291, viz., Lunatics 13,608 (the males 6408, the females 7200) and Imbeciles, &c., 6623 (males 3246, females 3377), and deducting the 13,194 who are in Institutions there is left 7,097 Lunatics, Imbeciles, and Feeble-minded Persons living at home or mayhap boarded out. Of the total number 1,490 (Lunatics 109, Imbeciles, &c., 1,381) are stated to have suffered from childhood. As to the relative proportion of Lunatics to the total population there is 1 to every 328 (males 1 to every 336, females 1 to every 319), or at the rate of 3,056 per 1,000,000 of the inhabitants. Of Imbeciles, &c., there is 1 in every 676 (males 1 to every 669, females 1 to every 680), or 1,461 per 1,000,000.

**FOREIGNERS.**—The total number of Foreigners in Scotland at the Census is 22,627, of whom 14,448 are males, and 8,179 females. Russians numbered 10,373, Italians 4,051, and Germans 3,232. The total number in 1891 was 8,510 (males 5,999, females 2,511).

## CENSUS OF IRELAND, 1901.

**PERSONS.**—The Population of Ireland in 1901, including the Navy and Military serving in the country, was 4,458,775 (2,200,040 males and 2,258,735 females). In 1891 it was 4,704,750 (2,318,953 males and 2,385,797 females). There was, therefore, in the ten years, a decrease of 245,975 persons or 5·23 per cent.

**AGES.**—There is a marked diminution, amounting to 12·2 per cent, in the number of children and young persons under 20 years of age in 1901 compared with 1891. Also in the number of persons in the age periods from 40 to 55, and from 70 upwards, amounting to 8·6 and 11·7 per cent, respectively.

**CONJUGAL CONDITION.**—The number of married persons in 1901 was, males 578,491; females 590,907. In 1891, they were respectively 613,649 and 626,031. Widowers and widows were 88,034 and 211,031, compared with 91,500 and 232,004 respectively in 1891. The unmarried were, males 1,533,515, females 1,456,797; the corresponding figures for 1891 being 1,613,804 and 1,527,762.

**BIRTHPLACES.**—In 1891 the number of Irish born persons enumerated who did not reside in the county in which they were born, amounted to 10·8 per cent of the population. In 1901 they amounted to 11·1 per cent or an increase of 0·3 per cent. In 1891 the number of persons born in England enumerated in Ireland amounted to 74,523; in 1901 the number was 76,977, being an increase of 2,454, or 3·3 per cent. The number of natives of Scotland in Ireland in 1891 was 27,323, in 1901 30,101, or an increase of 10·2 per cent. The number of persons born outside of the United Kingdom who were in Ireland on the Census night in 1891 was 21,521, and in 1901, 24,750, being an increase of 15·0 per cent.

**RELIGIOUS PROFESSIONS.**—“Roman Catholics” decreased from 3,547,307 in 1891 to 3,308,861 in 1901, or 6·7 per cent. “Protestant Episcopalians” (practically “The Church of Ireland”), decreased from 600,103 in 1891 to 581,089 in 1901, or 3·2 per cent. “Presbyterians” decreased 0·4 per cent, their number being 443,276 in 1901, as against 444,974 in 1891. “Methodists” showed an increase from 55,500 in 1891 to 62,006 in 1901, or 11·7 per cent. All other persuasions increased from 56,866 in 1891 to 63,743 in 1901, being an increase of 12·1 per cent.

**EDUCATION.**—In 1901 the number of persons in Ireland five years old and upwards who were wholly illiterate was equal to 13·7 per cent of the population; in 1891 the percentage was 18·4, showing a decrease in 1901 of 4·7 in the percentage. The number of persons aged five years and upwards in 1901 who could read only was 6·9 per cent of the population; in 1891 the percentage was 11·0, showing a decrease in 1901 of 4·1 in the percentage. In 1891 70·6 per cent of the population aged five years and upwards were able to read and write; in 1901 the percentage was 79·4, showing an increase of 8·8 in the decade.

**SCHOOLS AND SCHOLARS.**—In 1901 there were returned 9,157 establishments for primary instruction attended by 636,777 pupils. In 1891 the number of establishments was 9,177, and the number of pupils 685,074, showing a decrease of 48,297 pupils or 7·0 per cent. In 1901 there were 510 establishments (including colleges), for superior instruction, with 38,565 students, and in 1891 490 with 27,769 students, an increase of 10,769 students, or 38·9 per cent.

**OCCUPATIONS.**—The Professional class in 1891 numbered 214,243, or 4·55 per cent of the population. In 1901 it numbered 131,035, or 2·94 per cent, a decrease of 1·61 in the percentage. This reduction is the result of the transfer, on the present occasion, to the Indefinite and Non-Productive Class, of large numbers aged 15 years and upwards returned as “Scholar,” &c., who in 1891 and previous Censuses, were tabulated as “Students,” and included in “Professional” Class.

The Domestic Class in 1891 amounted to 255,144, or 5·42 per cent. In 1901 it was 219,418, or 4·92 per cent, a fall of 0·50 in the percentage.

The Commercial Class in 1891 was 83,173, or 1.77 per cent. In 1901 it had risen to 97,889, or 2.20 per cent. an increase of 0.43 in the percentage.

The Agricultural Class in 1891 numbered 936,759, or 19.92 per cent. In 1901 it had fallen to 876,062, or 19.65 per cent, a decrease of 0.27 in the percentage.

The Industrial Class in 1891 was represented by 656,410 persons, or 13.95 per cent. In 1901 the number was 639,413, or 14.34 per cent, an increase of 0.39 in the percentage.

The Indefinite and Non-productive Class.—The number tabulated in this Class for 1891 was 2,559,021, or 54.39 per cent. In 1901 it was 2,494,958, or 55.96 per cent, an increase of 1.57 per cent. This increase is accounted for by the transfer from the Professional Class.

FAMILIES.—The number of families in 1901 was 910,256; in 1891 the number was 932,113, showing a decrease of 2.3 per cent in 1901.

HOUSES.—The inhabited houses decreased from 870,578 in 1891 to 858,158 in 1901, or 1.4 per cent. Houses of the first-class from 70,740 to 75,225, or 6.3 per cent. Second-class houses increased from 466,632 to 521,454, or 11.7 per cent. The number of third-class houses is 251,606 against 312,589 in 1891. This represents a decrease of 60,983, or 19.5 per cent, and fourth-class houses (mud cabins), decreased from 20,617 in 1891 to 9,873 in 1901, or 52.1 per cent.

RATEABLE VALUATION.—The rateable valuation of Ireland rose from £14,034,681 1s 9d in 1891 to £14,932,754 1s 0d in 1901, or 6.4 per cent.

BIRTHS.—From 1st. April, 1891, to March 31st, 1901, 1,052,729 births were registered, against 1,147,321 during the preceding ten years.

MARRIAGES.—The marriages registered amounted to 221,582, the number in the previous ten years being 212,256.

DEATHS.—The deaths were 834,552 against 879,412 for the previous decade.

EMIGRATION.—The number of emigrants from Ireland during the decade was 430,993 (200,125 males and 230,868 females); in the previous decade the emigrants amounted to 768,105.

SICKNESS.—The sick and infirm of all kinds on Census night of 1901 numbered 68,862, or 1 in 65 of the whole population. Of these 35,588 were temporarily diseased, and 33,271 permanently diseased. In 1891 the number of sick and infirm on Census night was 66,664 or 1 in 71 of the whole population. Of these 35,722 were temporarily diseased, and 30,942 permanently diseased.

BLIND.—The number of totally blind in 1901 was 4,253. In 1891, 5,341.

DEAF AND DUMB.—The deaf and dumb numbered, in 1901, 3,076; in 1891, 3,365.

DUMB, NOT DEAF.—The number in 1891 was 1,099; in 1901 it was 895.

LUNATICS AND IDIOTS.—The total number of lunatics and idiots returned in 1891 was 21,188, and in 1901 the total amounted to 25,050. The number of lunatics enumerated on Census night of 1901 was 19,834 (10,213 males and 9,621 females), of whom 596 were at large, 16,587 in asylums, and 2,651 in workhouses. There were, in 1901, 5,216 idiots (2,946 males and 2,270 females), of whom 3,272 were at large, 763 in asylums, and 1,181 in workhouses. In 1891 there were 6,243 idiots (3,501 males and 2,742 females). Of these, 4,077 were at large, 996 in asylums, and 1,170 in workhouses.

NAVY AND MILITARY SERVING IN IRELAND.—The number of the Navy and Military serving in Ireland in 1891 was 25,725, and in 1901 it was 21,235.

FOREIGNERS.—The number of foreigners in Ireland in 1901 was 16,541, in 1891 12,900, showing an increase of 3,641.

LANGUAGE.—The number of persons returned as speaking Irish only in 1901 was 20,593, or 0.47 per cent. In 1891 the number so returned was 38,192, or 0.81 per cent. The persons who could speak "English and Irish" in 1901 amounted to 630,189, or 13.9 per cent. In 1891 they were 642,053, or 13.6 per cent.

**TOTAL VALUE OF IMPORTS AND EXPORTS OF MERCHANDISE**  
**into and from the respective Countries.**  
 (British Currency—in Thousands of Pounds.)

			1890.	1895.	1900.	1902.	1903.	1904.	1905.
			£	£	£	£	£	£	£
Russian Empire	Imports	Special	41,606	53,851	66,117	83,244	71,954	68,760	67,037
	Exports	"	69,340	68,908	75,622	90,812	105,680	100,229	113,718
Finland	Imports		5,624	6,012	10,832	9,364	10,700	10,684	10,729
	Exports		3,696	5,716	7,908	8,108	8,648	8,284	9,912
Norway	Imports	General	11,592	12,351	17,258	16,123	16,267	16,230	17,352
	"	Special	11,252	11,857	16,692	15,547	15,176	15,014	15,439
	Exports	General	7,283	7,627	9,608	10,047	10,737	10,712	12,109
	"	Special	6,913	7,134	9,041	9,471	9,646	9,495	10,495
Sweden	Imports	Special	20,893	19,075	29,198	27,903	29,431	31,778	31,878
	Exports	"	16,909	17,299	21,740	21,798	24,621	23,010	25,012
Denmark	Imports	General	17,057	20,224	29,267	31,263	32,400	33,270	34,586
	"	Special	14,906	17,326	23,121	24,086	24,655	25,873	22,863
	Exports	General	12,991	14,938	21,865	24,839	27,462	27,658	29,642
	"	Special	10,839	12,040	15,662	17,681	19,568	19,924	21,718
German Empire (Zollgeb't)	Imports	General	286,235	217,956	301,328	291,003	312,552	330,444	367,275
	"	Special	208,165	202,601	283,475	276,858	295,133	312,902	350,499
	Exports	General	242,400	180,063	248,377	245,627	262,643	273,022	298,825
	"	Special	166,405	163,130	226,727	229,922	250,730	261,130	281,804
Holland	Imports	Special	107,644	119,830	162,550	179,834	189,137	200,188	213,753
	Exports	"	90,137	98,061	140,979	151,969	162,057	165,255	166,785
Belgium	Imports	General	127,566	116,198	143,777	157,583	177,894	177,068	199,597
	"	Special	66,885	67,216	86,630	95,227	106,255	111,289	122,733
	Exports	General	117,926	104,195	131,900	138,926	155,594	153,964	170,240
	"	Special	57,481	55,418	76,915	77,020	84,414	87,330	93,347
France	Imports	General	118,096	196,784	239,544	227,944	243,180	228,870	242,460
	"	Special	177,476	148,796	187,912	175,760	192,048	180,092	191,156
	Exports	General	193,608	183,572	220,864	223,880	223,100	229,780	252,092
	"	Special	150,136	134,952	164,348	170,088	170,092	178,040	194,676
Switzerl'd	Imports	General	61,270	58,180	71,846	73,760	75,182	76,049	84,093
	"	Special	40,101	39,206	48,272	48,290	50,084	52,932	58,333
	Exports	General	50,194	47,040	58,951	62,118	61,480	60,676	66,407
	"	Special	28,974	28,177	35,396	36,677	38,669	37,383	40,313
Portugal	Imports	General	12,316	11,461	17,061	15,727	17,170	18,166	17,526
	"	Special	9,969	8,964	18,438	12,509	13,231	13,960	13,653
	Exports	General	7,194	8,563	10,582	9,616	10,825	11,117	10,391
	"	Special	4,346	6,065	6,969	6,398	6,886	6,910	6,721
Spain	Imports	General	37,646	33,540	39,458	36,865	39,034	38,217	43,506
	"	Special	34,048	30,746	37,781	35,473	37,358	36,817	42,563
	Exports	General	37,510	32,198	33,445	34,025	37,839	36,268	39,756
	"	Special	34,719	30,172	31,759	32,547	36,056	36,700	38,196
Italy	Imports	General	55,218	50,691	73,725	72,149	75,906	78,514	84,492
	"	Special	52,786	47,492	68,009	71,030	74,473	75,549	82,583
	Exports	General	38,271	44,666	59,245	60,016	62,125	65,553	71,146
	"	Special	35,838	41,548	58,530	58,897	60,698	63,889	69,237

*Note.*—Special Imports are Imports for Home Consumption. Special Exports are Exports of Domestic Produce.

† Excluding through Transit Trade, but including the total "Veredelungsverkehr." or "Improvement Trade," subsequent to 1890: including also the value of ships in 1897 and after.

‡ Including the value of ships, and also the "Veredelungsverkehr" for home account in 1897 and after.

\* Including Bullion and Specie. † Including Silver Bullion.

**TOTAL VALUE OF IMPORTS AND EXPORTS OF MERCHANDISE  
into and from the respective Countries.**

(British Currency—in Thousands of Pounds)—*continued.*

	1890.	1895.	1900.	1902.	1903.	1904.	1905.
	£	£	£	£	£	£	£
Austria- Hungary Imports <i>Special</i>	50,894	60,208	70,682	71,681	78,213	81,329	89,422
Exports "	64,281	61,818	80,917	79,733	88,741	87,028	93,491
*Greece Imports <i>Special</i>	4,831	4,384	5,255	5,489	5,500	5,481	5,670
Exports <i>Special</i>	3,832	2,887	4,110	3,187	3,487	3,623	3,348
Bulgaria Imports <i>General</i>	3,381	2,761	1,854	2,850	3,272	5,188	4,800
Exports "	2,842	3,107	2,159	4,147	4,323	6,306	5,918
Serbia Imports <i>General</i>	1,522	1,130	2,101	1,793	2,829	2,437	2,224
Exports "	1,834	1,736	2,061	2,885	2,399	2,486	2,680
Roumania Imports <i>General</i>	14,512	12,183	8,679	11,334	10,797	12,455	13,502
Exports "	11,038	10,092	11,200	14,998	14,226	10,475	16,284
* Turkey Imports <i>General</i>	11,937	21,668	22,047	—	—	—	—
Exports "	13,655	12,378	14,032	—	—	—	—
Egypt Imports <i>Special</i>	8,291	8,808	14,479	15,201	17,189	21,095	22,126
Exports "	12,185	13,161	17,570	18,517	20,049	21,353	20,890
United States June 30 Imports <i>General</i>	164,440	152,494	177,071	188,192	213,691	206,476	232,815
Exports <i>Special</i>	161,828	152,325	173,025	187,457	209,992	204,646	226,438
Exports <i>General</i>	178,714	168,237	290,517	287,858	295,963	304,339	316,367
Exports <i>Special</i>	176,103	165,290	285,276	282,392	290,048	298,996	310,780
* Mexico Imports <i>General</i>	10,404	6,801	12,294	13,246	15,181	16,672	17,224
(June 30) Exports "	6,250	9,929	14,880	14,658	16,002	18,033	19,459
Costa Rica Imports <i>General</i>	1,144	666	1,095	843	908	936	819
Exports "	1,146	897	1,088	979	1,262	1,161	1,357
Brazil Imports <i>General</i>		No		23,279	24,206	25,915	29,880
Exports <i>Special</i>		Returns		36,438	36,583	39,430	44,643
†Chile Imports <i>Special</i>	10,749	10,958	9,640	9,948	10,685	11,786	14,145
Exports <i>Special</i>	10,716	11,646	12,576	14,016	14,704	16,317	19,891
†Uruguay Imports <i>Special</i>	6,743	5,289	4,995	4,899	5,230	4,421	6,412
Exports "	6,060	6,780	6,127	7,000	7,775	8,018	6,418
†† Argentin. Republic Imports <i>Special</i>	28,448	19,019	22,697	20,608	26,241	37,461	41,031
Exports "	20,164	24,014	30,920	35,897	44,197	52,832	64,569
Peru Imports <i>Special</i>	—	—	2,317	3,428	3,397	3,968	4,358
Exports "	—	—	4,278	3,646	3,682	3,263	5,758
†China Imports <i>General</i>	33,397	29,429	34,476	42,321	44,446	51,234	69,371
Exports <i>Special</i>	32,966	26,080	32,760	40,997	45,111	49,315	67,251
Exports <i>General</i>	23,035	24,784	26,394	29,167	29,617	36,246	36,398
Exports <i>Special</i>	22,603	23,434	24,678	27,844	26,283	34,326	34,278
Japan Imports <i>General</i>	13,792	13,626	30,501	28,770	33,474	39,220	50,991
Exports <i>Special</i>	13,782	13,607	30,621	28,725	33,414	39,162	50,900
Exports <i>General</i>	9,582	14,348	21,948	26,689	31,488	34,681	33,908
Exports <i>Special</i>	9,415	14,230	21,500	27,496	30,317	33,492	33,578
United Kingdom Imports <i>General</i>	430,692	416,680	523,075	628,391	542,690	561,089	565,020
Exports "	328,232	285,832	334,374	349,239	364,374	371,015	407,507
Exports <i>Special</i>	303,531	226,128	291,192	283,424	290,896	300,711	329,517

*Note.*—Special Imports are Imports for Home Consumption. Special Exports are Exports of Domestic Products. \* Including Bullion and specie. † Official values 25 per cent. below real values. †† The imports into and the exports from Hong Kong and Mexico are included in the General and Special Trade. \*\* Including Silver Bullion. †† Including Formosa from and after 1893.

## Austria-Hungary. (24 Kronen = £1.)

DESCRIPTION OF CATEGORY.	Years.	IMPORTS.		EXPORTS.	
		Value.	p.c. of Total Value.	Value.	p.c. of Total Value.
		£	p.c.	£	p.c.
<b>Raw Materials:—</b>	1895	12,039,917	20.0	12,126,167	19.6
	1896	10,748,750	18.3	11,723,250	18.2
	1897	12,891,583	20.6	11,545,250	18.1
(a) Articles of Food* :—	1898	15,993,250	23.4	11,688,250	17.4
[Includes Live Animals (except Horses); Cereals, Pulse, Rice, Fruit and Vegetables of all kinds; Hops; Meat, Poultry, Fish; Eggs; Coffee, Chicory, Spices; Tobacco, Raw, &c.]	1899	11,135,583	18.6	13,879,395	17.9
	1900	11,517,208	18.3	13,108,708	18.2
	1901	11,605,750	18.3	14,226,333	18.1
	1902	12,458,417	17.4	16,210,708	20.3
	1903	13,959,708	18.9	17,883,000	20.2
	1904	16,041,792	18.8	14,372,083	16.5
(b) Agricultural Produce and materials for Textile, Wood, and other Industries:—	1895	15,525,750	25.8	10,564,000	17.1
	1896	15,416,000	26.2	10,792,667	16.7
	1897	16,089,083	25.6	11,279,500	17.7
[Includes Horses; Wool, Cotton, Flax, Hemp and Jute, Raw; Seeds and Plants of all kinds; Hides and Skins, Raw; Hair, Bristles and Feathers; Charcoal; Turning and Carving Materials; Timber; Dyeing and Tanning Stuffs, crude; Gums and Resins; Caoutchouc and Gutterpercha, &c.]	1898	16,968,750	24.8	11,987,250	17.8
	1899	18,797,083	28.0	14,433,625	18.6
	1900	20,428,958	28.9	14,914,000	18.4
	1901	19,654,750	28.5	13,687,417	17.4
	1902	21,296,750	29.7	14,068,750	17.6
	1903	24,290,583	31.1	15,443,250	17.4
	1904	26,981,083	31.5	15,729,625	18.1
(c) Products of the Mining and Metal Industries:—	1895	6,217,167	10.3	3,829,583	6.2
	1896	6,373,750	10.8	4,008,683	6.2
	1897	6,757,667	10.7	4,297,167	6.7
	1898	7,502,917	11.0	4,972,250	7.4
[Includes Salt; Coal, Coke, and Briquettes; Lignite; Saltpetre; Porcelain-clay; Mineral Oils, crude; Pig Iron and Steel; Lead, Tin, Zinc, and Copper, unwrought; &c.]	1899	8,320,667	12.3	5,761,667	7.4
	1900	9,596,792	13.6	6,107,042	7.6
	1901	9,277,083	13.5	6,203,125	7.9
	1902	8,056,667	11.2	5,535,500	7.9
	1903	8,529,250	10.9	5,718,125	6.4
	1904	9,121,833	10.7	6,750,250	6.6
<b>Partly Manufactured Articles.—</b>	1895	9,512,917	15.8	8,143,583	13.2
	1896	9,240,583	15.7	8,622,583	13.4
	1897	8,873,833	14.1	9,619,167	15.1
[Includes Silk, Thrown and Spun; Cotton, Wool, Flax, Hemp and Jute Yarns; Malt; Oleomargarine; Leather; Iron and Steel in bars, plates, &c.; Chemical Products; Paraffin; Palm and Seed Oils; Dyeing and Tanning Materials; Wood, partly manufactured, &c.]	1898	8,802,917	12.9	10,103,083	15.0
	1899	9,546,125	14.2	11,683,250	15.1
	1900	9,627,667	13.6	12,632,583	15.6
	1901	9,623,125	14.0	11,219,167	14.8
	1902	10,380,083	14.5	11,176,667	14.0
	1903	10,674,041	13.6	12,442,542	14.0
	1904	10,724,917	12.8	13,068,500	15.0
<b>Manufactured Articles.—</b>	1895	16,912,000	28.1	27,154,167	43.9
	1896	17,036,500	29.0	29,353,250	45.5
	1897	18,326,167	29.1	27,112,583	42.4
[Includes Manufactured Foods; Manufactures of Silk, Cotton, Wool and Flax; Ready-made Clothing; Leather Wares; Metal Wares; Machinery and Locomotives; Mineral Oil, refined; Wooden Wares; Stone, Earthen and Glasswares; Chemical Products; Paper, Books, &c.; Scientific Instruments, Clock and Watchmakers' Wares, Fancy Wares and Jewellery; Fermented and Distilled Beverages; Tobacco, manufactured or prepared, &c.]	1898	19,048,917	27.9	28,551,000	42.4
	1899	19,336,792	28.9	31,869,417	41.0
	1900	19,510,958	27.6	34,154,458	42.2
	1901	18,899,375	27.2	33,294,667	42.8
	1902	19,488,250	27.2	32,751,925	41.1
	1903	21,559,500	27.6	37,254,000	42.0
	1904	22,509,583	28.4	38,100,417	43.8
	1895	60,207,750	—	61,817,500	—
	1896	58,815,583	—	64,560,333	—
	1897	62,938,333	—	63,853,667	—
	1898	68,316,750	—	67,391,833	—
	1899	67,036,250	—	77,566,333	—
	1900	70,691,583	—	90,916,792	—
	1901	68,891,083	—	78,560,708	—
	1902	71,689,825	—	79,733,250	—
	1903	78,213,125	—	88,740,834	—
	1904	86,329,308	—	87,027,875	—
<b>TOTAL</b> — . . . . .	1900	70,691,583	—	90,916,792	—
	1901	68,891,083	—	78,560,708	—
	1902	71,689,825	—	79,733,250	—
	1903	78,213,125	—	88,740,834	—
	1904	86,329,308	—	87,027,875	—

\* Except salt, which is included under (c). † Except amber, which is included under (b)

## France. (25 Francs=£1.)

DESCRIPTION OF CATEGORY.	Years.	IMPORTS.		EXPORTS.	
		Value.	p.c. of Total Value.	Value.	p.c. of Total Value.
		£	p.c.	£	p.c.
<b>Articles of Food:—</b> [Includes Cattle, Sheep, and Swine; Cereals, Rice, Potatoes, Fresh and Dried Vegetables, Fruit; Meat, Fish, Eggs, Cheese, Butter; Coffee, Cocoa, Sugar, Olive Oil, Tallow; Wines, spirits, and all Fermented and Distilled Beverages, &c.]	1894	47,904,000	31.1	26,648,000	21.6
	1895	41,420,000	27.8	23,640,000	17.5
	1896	40,264,000	26.6	26,072,000	19.2
	1897	41,144,000	26.0	28,828,000	20.0
	1898	60,224,000	33.7	26,512,000	18.9
	1899	38,040,000	21.1	27,012,000	16.3
	1900	32,768,000	17.4	30,768,000	18.7
	1901	31,356,000	17.9	29,808,000	18.6
	1902	32,732,000	18.6	26,296,000	16.7
	1903	38,464,000	20.0	26,524,000	15.6
	1904	32,688,000	18.1	27,732,000	15.6
1905	32,916,000	17.2	31,220,000	16.0	
<b>Raw Materials:—</b> [Includes Horses, Mules, Asses; Raw Wool, Cotton, Flax, Hemp, Jute, Silk; Hides; Coal, Mineral Ores, Copper, Zinc, Tin, Lead, Iron and Steel; Cast Iron and Steel; Builders' Materials; Petroleum; Seed Oils, Wood, Seeds, Indigo, saffron, Hops, Sulphur; Manure; Rags; Tobacco in the Leaf, &c.]	1894	84,180,000	54.7	36,188,000	24.6
	1895	84,036,000	56.5	34,944,000	25.9
	1896	85,944,000	57.2	33,448,000	24.6
	1897	92,756,000	58.6	37,756,000	26.2
	1898	93,944,000	52.5	37,292,000	26.5
	1899	113,584,000	62.8	48,412,000	29.3
	1900	121,412,000	64.6	43,392,000	26.4
	1901	112,516,000	64.4	40,732,000	25.4
	1902	111,944,000	63.7	46,896,000	27.5
	1903	120,828,000	62.9	47,028,000	27.6
	1904	114,120,000	63.4	48,836,000	27.4
1905	123,492,000	64.6	53,520,000	27.5	
<b>*Manufactured Articles:—</b> [Includes Manufactures of Cotton, Flax, Hemp, Silk, and Wool; Cotton, Flax, Hemp, and Wool Yarn; Straw-plait; Ready-made Clothing, Millinery; Leather Wares, Hides, prepared; Machinery, Metal Wares, Arms; Earthen and Glass Ware; Chemical and Pharmaceutical Products; Nitrate of Soda; Soaps; Paper of all Sorts; Jewellery, Small Fancy Wares, Clocks; Tobacco, manufactured or prepared, &c.]	1894	21,932,000	14.2	66,288,000	53.9
	1895	23,344,000	15.7	70,308,000	56.6
	1896	24,736,000	16.3	76,316,000	56.2
	1897	24,340,000	15.4	77,336,000	53.8
	1898	24,736,000	13.8	76,832,000	54.6
	1899	24,108,000	16.1	90,680,000	54.6
	1900	33,732,000	18.0	90,188,000	54.9
	1901	30,686,000	17.7	89,976,000	56.0
	1902	31,084,000	17.7	94,984,000	55.8
	1903	32,756,000	17.1	96,340,000	56.8
	1904	38,284,000	18.5	101,472,000	57.0
1905	34,748,000	18.2	104,936,000	56.6	
<b>TOTAL</b>	1894	154,016,000	—	123,124,000	—
	1895	148,708,000	—	134,952,000	—
	1896	151,944,000	—	136,036,000	—
	1897	158,240,000	—	143,920,000	—
	1898	178,900,000	—	140,436,000	—
	1899	180,732,000	—	166,104,000	—
	1900	187,912,000	—	164,348,000	—
	1901	174,768,000	—	160,516,000	—
	1902	175,740,000	—	170,088,000	—
	1903	192,648,000	—	170,082,000	—
	1904	180,080,000	—	178,040,000	—
1905	191,136,000	—	184,676,000	—	

\* Except certain manufactures which are included under the category of Articles of Food.



## United

DESCRIPTION OF CATEGORY.	Years (ended 30th June).	IMPORTS (Entered for Consumption).	
		Value.	p.c. of Total Value.
<b>IMPORTS:—</b>			
<b>Articles of Food and Live Animals:—</b>		£	p.c.
[Includes Horses and other Live Animals; Breadstuffs, Rice; Fruit and Nuts; Vegetables; Fish; Tea, Coffee, Cocoa, crude, and leaves and shells of; Sugar, Molasses, and Confectionery; Spices, &c.]	1896	47,688,750	30.1
	1897	53,053,750	32.3
	1898	35,572,083	29.1
	1899	43,222,500	30.3
	1900	45,022,291	26.0
	1901	44,599,375	26.5
	1902	42,718,333	22.8
	1903	44,179,000	21.0
	1904	49,382,083	24.1
<b>Articles in a Crude Condition, which enter into the various processes of Domestic Industry:—</b>			
[Includes Raw Cotton, Silk, and Wool; Raw Flax, Hemp, Jute, and other Vegetable Substances; Seeds and Plants; Furs and Fur Skins, undressed, Hides and Skins other than Fur Skins; Coal; Ore—Gold or Silver Bearing; Lead and Manufactures; Tin in bars, blocks, or pigs; India-rubber and Gutta-percha, crude; Drugs, Dyes, Medicines, and Chemicals; Timber; Materials for making Paper (Rags and other, except Wood-pulp), &c.]	1896	42,052,083	26.6
	1897	45,180,833	26.3
	1898	39,362,708	32.2
	1899	45,439,792	31.6
	1900	62,304,792	36.1
	1901	56,396,250	33.5
	1902	68,438,958	36.5
	1903	79,923,250	38.1
	1904	63,942,708	31.2
<b>Articles wholly or partially manufactured for use as materials in the Manufactures and Mechanic Arts:—</b>			
[Includes Woollen, Cotton, Linen, &c., Yarns; Materials for Hats, Bonnets, &c.; Leather, prepared; Furs, dressed on the Skin; Iron and Steel partly Wrought; Cement; Oils, Paints, and Colours; Drugs, Dyes, Medicines, and Chemicals; Manufactures of Wood, Wood pulp, &c.]	1896	16,552,500	10.5
	1897	14,546,458	13.8
	1898	12,115,958	9.9
	1899	12,513,125	9.8
	1900	16,786,458	9.7
	1901	15,957,083	9.3
	1902	18,051,042	9.6
	1903	20,249,090	9.6
	1904	28,620,417	14.0
<b>Manufactured Articles, Ready for Consumption:—</b>			
[Includes Manufactures of Cotton, Wool, Flax, Hemp, Jute, &c.; Buttons, common; Leather Wares; Metals, Metal Compositions and Manufactures; Manufactures of Iron and Steel; China, Stone and Earthenware, Glass and Glassware; Paper and Manufactures of; Books, Maps, Engravings, and other Printed Matter; Wooden Wares; Clocks and Watches, &c.]	1896	33,375,833	21.1
	1897	34,379,583	20.9
	1898	19,731,042	16.1
	1899	23,069,792	16.1
	1900	27,203,542	15.7
	1901	25,282,083	16.8
	1902	31,543,750	16.8
	1903	35,282,500	16.8
	1904	35,122,291	17.2
<b>Articles of Voluntary Use, Luxuries, &amp;c:—</b>			
[Includes Cotton Embroideries, Laces, Insertings, Trimmings, and Lace Window Curtains; Flax, Hemp, and Jute Laces, Insertings, &c.; Silk Manufactures; Feathers, Flowers, Perfumery, Toys, &c.; Jewellery and Manufactures of Gold and Silver, and Precious Stones, including Diamonds, rough and cut; Art Works (Paintings, Statuary, &c.); Wines, Malt Liquors, Distilled Spirits; Tobacco and Manufactures of, &c.]	1896	18,600,417	11.7
	1897	19,266,667	11.7
	1898	15,538,958	12.7
	1899	18,555,208	13.0
	1900	21,647,708	12.5
	1901	23,434,667	13.9
	1902	26,705,000	14.3
	1903	30,375,125	14.5
	1904	27,582,292	13.5
	1896	156,260,563	—
	1897	164,427,292	—
	1898	122,323,750	—
	1899	142,800,417	—
<b>TOTAL—IMPORTS (entered for Consumption) .. .. .</b>	1900	173,024,792	—
	1901	168,223,958	—
	1902	157,457,083	—
	1903	206,992,000	—
	1904	204,558,958	—

States. (Dollar=4s. 2d.)

Exports (SPECIAL).		Years		DESCRIPTION OF CATEGORY.
Value.	p.c. of Total Value.	(ended 30th June).		
£	p.c.			EXPORTS:--
118,724,792	66.0	1896		
142,389,792	66.2	1897		
177,859,833	70.5	1898		
168,495,000	65.2	1899		
174,137,088	61.0	1900		
196,627,292	64.6	1901		
177,388,760	62.8	1902		
181,943,292	62.7	1903		
177,842,291	5.95	1904		
4,176,250	2.3	1896	<b>DOMESTIC PRODUCE AND MANUFACTURE:</b>	
4,834,375	2.0	1897		
4,043,958	1.6	1898	<b>Products of Agriculture:--</b>	
5,805,833	2.3	1899		
7,884,167	2.8	1900	(Includes Cattle and Horses; Breadstuffs of all sorts; Provisions—Beef, Hog, and Dairy Products, fresh, salted, or tinned; Oleo-margarine; Oils, animal and vegetable; Fruits and Nuts; Cotton, unmanufactured; Seeds; Oil-cake; Tobacco in the leaf, stems and trimmings, &c.]	
8,168,333	2.7	1901	<b>Products of the Mines, including Crude Mineral Oils:--</b>	
8,170,000	2.9	1902		
8,190,000	2.8	1903	(Includes Coal, Anthracite and Bituminous; Copper Ore; Mineral Oil—Petroleum, Crude, &c.; Quicksilver, &c.)	
9,579,375	3.2	1904	<b>Products of the Forest:--</b>	
7,024,583	3.0	1896		
8,436,218	3.9	1897	(Includes Timber, Lumber, &c.; also Resin, Turpentine, and Spirits of Turpentine.	
7,895,833	3.1	1898		
8,776,458	3.5	1899	<b>Products of the Fisheries:--</b>	
10,878,790	3.8	1900		
11,316,042	3.7	1901	(Includes Fish of all kinds; Fish Oils, Spermoceti, Spermoceti Wax, Whalebone, &c.	
10,039,375	3.5	1902	<b>Products of the Fisheries:--</b>	
12,049,167	4.1	1903		
14,355,417	4.8	1904	<b>Products of the Fisheries:--</b>	
1,427,083	.8	1896		
1,349,583	.6	1897	<b>Products of the Fisheries:--</b>	
1,132,292	.5	1898		
1,248,542	.5	1899	<b>Products of the Fisheries:--</b>	
1,318,125	.6	1900		
1,600,625	.6	1901	<b>Products of the Fisheries:--</b>	
1,660,208	.6	1902		
1,636,042	.6	1903	<b>Products of the Fisheries:--</b>	
1,680,000	.6	1904		
861,667	.6	1896	<b>Products, Miscellaneous:--</b>	
724,792	.4	1897		
639,375	.3	1898	<b>Products, Miscellaneous:--</b>	
684,792	.3	1899		
671,875	.3	1900	<b>Products, Miscellaneous:--</b>	
939,792	.3	1901		
1,080,875	.4	1902	<b>Products, Miscellaneous:--</b>	
1,240,000	.5	1903		
1,180,000	.4	1904	<b>Manufactures, Domestic:--</b>	
47,618,958	20.5	1896		
57,707,317	26.9	1897	(Includes Manufactures of Wool, Cotton, Flax, Hemp, and Jute; Leather and Manufactures; Iron and Steel, manufactured; Machines and Machinery of all kinds; Copper and Manufactures thereof; Agricultural Implements; Carriages and Carts and parts thereof; Wood Manufactures; Mineral Oils, refined, Paraffin; Soap; Chemicals, Drugs, Dyes, Medicines; Fertilisers; Paper and Manufactures; Books, Maps, and Engravings; Jewellery and Manufactures of Gold and Silver; Scientific Instruments and Apparatus; Musical Instruments; Clocks, Watches, and parts thereof; Manufactures of India-rubber and Gutta-percha; Spirits; Tobacco, manufactured or prepared, &c.	
69,261,875	24.0	1898		
70,748,833	23.2	1899	<b>Manufactures, Domestic:--</b>	
92,388,833	31.5	1900		
82,611,042	23.1	1901	<b>Manufactures, Domestic:--</b>	
84,091,875	23.8	1902		
84,912,750	23.3	1903	<b>Manufactures, Domestic:--</b>	
94,225,334	31.5	1904		
179,833,333	—	1896	<b>Manufactures, Domestic:--</b>	
218,000,000	—	1897		
252,144,167	—	1898	<b>Manufactures, Domestic:--</b>	
250,818,958	—	1899		
282,375,833	—	1900	<b>Manufactures, Domestic:--</b>	
284,931,125	—	1901		
282,332,083	—	1902	<b>Manufactures, Domestic:--</b>	
280,008,125	—	1903		
280,396,625	—	1904	<b>Manufactures, Domestic:--</b>	
	—	1904		
			<b>TOTAL—EXPORTS OF DOMESTIC PRODUCE AND MANUFACTURE.</b>	

## German Empire. (Mark equals a Shilling.)

DESCRIPTION OF CATEGORY.	Years.	IMPORTS.		EXPORTS.	
		Value.	p.c. of Total Value.	Value.	p.c. of Total Value.
		£	p.c.	£	p.c.
<b>Articles of Food and Live Animals:—</b> [Includes Horses, Cattle, Sheep, Swine, Goats, Live Fowls; Animal and Farina- ceous Substances, raw and manufac- tured; Fruits, Vegetables, Spices; Colonial Produce, Sugar, raw and refined, Confectionery, Salt; Ice; Fermented and Distilled Beverages; Mineral Waters, Tobacco, raw and manufactured, &c.]	1894	71,860,000	36.5	20,700,000	14.0
	1895	69,500,000	33.7	20,800,000	12.5
	1896	74,100,000	34.4	22,500,000	12.8
	1897	80,750,000	34.5	25,350,000	14.2
	1898	90,950,000	35.8	25,900,000	13.4
	1899	86,400,000	31.5	23,900,000	11.4
	1900	88,150,000	30.6	25,950,000	11.2
	1901	94,900,000	35.0	22,900,000	10.2
	1902	98,400,000	34.9	21,300,000	9.1
	1903	97,800,000	32.5	25,550,000	10.2
	1904	97,800,000	30.7	26,200,000	10.0
1905	117,200,000	32.9	35,350,000	8.9	
<b>*Raw Materials:—</b> [Includes Cotton, Flax, Hemp, Silk, and Wool, unspun; Raw Hides and Skins; Feathers, Hair; Coal and Coke; Ores, Metals, Earths, Stones; Petroleum and other Crude Oils; Chemicals; Timber; Caoutchouc and Guttapercha, raw or cleaned; Wood and other Pulp; Seeds and Herbs for Sowing, also Fodder; Manures, Waste Substances, including Rags, &c.]	1894	83,300,000	42.3	33,400,000	22.6
	1895	90,250,000	43.8	36,100,000	21.8
	1896	94,800,000	43.8	38,650,000	21.9
	1897	105,000,000	44.9	40,750,000	22.4
	1898	112,350,000	44.2	42,350,000	22.8
	1899	130,350,000	47.6	50,900,000	24.1
	1900	140,150,000	48.6	55,550,000	24.1
	1901	122,950,000	45.4	54,350,000	24.5
	1902	128,000,000	45.5	58,100,000	24.9
	1903	142,150,000	47.4	61,200,000	24.4
	1904	159,400,000	50.1	62,850,000	24.1
1905	172,850,000	48.5	70,050,000	24.4	
<b>†Manufactured Articles:—</b> [Includes Cotton, Linen, Hemp, Silk, and Wool Yarn and Manufactures; Wearing Apparel; Leather, Prepared Hides, Furs; Metal Wares; Machinery and In- struments, Railway Rolling Stock, Arms and Ammunition; Earthenware, Porce- lain, Glassware; Manufactured Oils, Chemicals; Wood Carvings; Paper and Manufactures; Small Fancy Wares; Literary and Artistic Objects, &c.]	1894	41,750,000	21.2	98,950,000	63.4
	1895	46,300,000	22.5	109,000,000	65.7
	1896	46,950,000	21.8	115,050,000	65.3
	1897	48,300,000	20.6	115,200,000	63.4
	1898	50,750,000	20.0	119,800,000	63.8
	1899	57,400,000	20.9	135,600,000	64.5
	1900	60,000,000	20.8	149,100,000	64.7
	1901	53,200,000	19.6	144,900,000	65.3
	1902	55,150,000	19.6	154,450,000	66.0
	1903	60,400,000	20.1	164,050,000	65.4
	1904	61,000,000	19.2	172,100,000	65.9
1905	66,400,000	18.6	191,200,000	68.7	
<b>TOTAL; .. .. .</b>	1894	196,900,000	—	148,050,000	—
	1895	206,050,000	—	165,900,000	—
	1896	215,350,000	—	176,250,000	—
	1897	234,050,000	—	181,750,000	—
	1898	254,050,000	—	187,850,000	—
	1899	274,150,000	—	210,350,000	—
	1900	288,300,000	—	230,550,000	—
	1901	271,050,000	—	221,550,000	—
	1902	281,550,000	—	233,200,000	—
	1903	300,150,000	—	250,750,000	—
	1904	318,200,000	—	261,150,000	—
1905	356,450,000	—	286,600,000	—	

\* Including certain semi-manufactured articles for use in the Iron and Timber Trades.

† Except certain manufactures which are included under the Category of Articles of Food.

‡ Including the value of Ships, and also the "Veredelungsverkehr" or Improvement Trade for home account in and after 1897.

## Holland. (12 Gulden = £1.)

DESCRIPTION OF CATEGORY.	Years.	IMPORTS.		EXPORTS.	
		Value.	p.c. of Total Value.	Value.	p.c. of Total Value.
<b>Articles of Food and Live Animals:—</b> (Includes Live Stock of all kinds; Animal and Vegetable Food Products, raw and prepared; Butter and Margarine; Colonial Produce; Salt; Ice; Fermented and Distilled Beverages of all kinds; Tobacco, raw and manufactured, &c.)	1894	48,596,583	35.8	36,656,500	39.5
	1895	44,991,916	37.4	38,375,083	39.1
	1896	50,743,250	37.2	44,867,000	40.2
	1897	52,071,250	36.6	48,819,333	39.6
	1898	55,357,750	37.0	49,491,917	39.2
	1899	57,339,167	35.9	52,349,667	39.7
	1900	59,667,000	36.4	55,789,000	39.5
	1901	58,967,583	34.6	55,933,697	38.7
	1902	61,666,083	34.1	57,101,000	37.5
	1903	64,784,583	34.1	59,496,196	37.6
	1904	63,835,833	31.4	62,460,333	37.7
<b>Raw Materials:—</b> (Includes Raw Materials for Textile Industry; Hair; Hides, raw; Earths, Stone, Coal; Petroleum; Drugs, Dye Stuffs, raw; Rags, &c.)	1894	51,862,167	42.6	34,255,250	36.9
	1895	49,663,667	41.2	35,451,583	36.1
	1896	55,680,083	40.9	41,761,666	37.5
	1897	58,186,667	40.9	48,542,583	39.4
	1898	61,789,000	41.3	48,608,500	38.5
	1899	63,567,750	39.9	51,690,167	39.2
	1900	65,403,833	39.9	54,941,583	38.9
	1901	73,561,000	43.1	54,478,250	37.7
	1902	77,621,000	42.9	59,249,917	38.9
	1903	83,221,082	43.9	62,450,000	38.4
1904	87,883,917	43.6	66,972,250	40.5	
<b>*Manufactured Articles:—</b> (Includes Cotton, Flax, Hemp Silk, and Wool Yarns and Manufactures; Leather Wares; Machinery, Metal Wares, Ironmongery, Coin, &c.; Pottery and Porcelain; Glassware; Chemical Products; Paper Manufactures, &c.)	1894	22,662,333	18.6	20,263,000	21.8
	1895	23,159,667	19.2	21,097,500	21.5
	1896	25,458,250	18.7	22,304,500	20.0
	1897	26,933,750	19.0	23,476,583	19.0
	1898	30,071,667	20.1	25,504,000	20.2
	1899	29,068,833	18.2	24,657,583	19.7
	1900	30,817,000	18.8	25,846,083	18.3
	1901	34,151,083	20.0	26,942,417	20.0
	1902	37,883,000	20.9	31,541,250	20.7
	1903	37,509,083	19.8	33,202,333	20.7
1904	35,642,916	17.7	29,090,917	17.6	
<b>Miscellaneous Articles, not Classified</b>	1894	8,614,750	3.0	1,718,167	1.8
	1895	2,604,583	2.2	3,249,083	3.3
	1896	4,362,667	3.2	2,522,167	2.3
	1897	4,967,083	3.5	2,423,750	2.0
	1898	2,427,083	1.6	2,716,500	2.1
	1899	1,396,000	6.1	3,189,583	2.4
	1900	1,643,216	4.9	4,694,417	3.3
	1901	3,910,500	2.3	5,119,500	3.6
	1902	3,811,417	2.1	4,433,083	2.9
	1903	4,295,583	2.2	7,051,833	4.3
1904	14,764,417	7.3	6,942,083	4.2	
<b>TOTAL.</b>	1894	121,785,833	—	92,594,917	—
	1895	120,319,833	—	96,173,250	—
	1896	136,244,250	—	111,455,333	—
	1897	142,176,750	—	123,262,250	—
	1898	148,645,500	—	136,320,917	—
	1899	159,707,083	—	131,887,000	—
	1900	163,986,667	—	141,370,917	—
	1901	170,590,167	—	144,473,833	—
	1902	180,961,500	—	152,326,250	—
	1903	189,810,333	—	162,579,833	—
1904	201,627,083	—	165,460,584	—	

\* Except certain manufactures which are included under the category of Articles of Food.

## Italy. (25 Lire = £1.)

DESCRIPTION OF CATEGORY.	Years.	IMPORTS.		EXPORTS.	
		Value.	p.c. of Total Value.	Value.	p.c. of Total Value.
		£	p.c.	£	p.c.
<b>Articles of Food:—</b> (Includes Animals (except Horses); Grain of all kinds; Fruit, Olive Oil, and Ferrous Pastes; Agricultural and Animal Products; Colonial Produce; Drugs; Aerated Waters; Fermented and Distilled Beverages, &c.)	1894	7,994,520	18.2	13,256,960	32.3
	1895	9,715,160	20.5	1,233,356	29.8
	1896	10,392,960	22.0	12,831,000	30.5
	1897	8,878,920	18.6	13,161,200	30.1
	1898	15,664,000	27.7	13,323,760	27.7
	1899	10,078,200	16.7	15,142,000	26.5
	1900	11,619,360	17.1	13,979,160	26.1
	1901	14,308,080	20.8	14,129,640	25.7
	1902	14,493,600	20.4	14,502,920	24.7
	1903	15,692,520	21.1	16,496,760	27.2
1904	12,496,000	16.3	15,246,120	23.9	
1905	14,772,920	17.9	16,996,920	24.5	
<b>Materials used in Industry: Raw:—</b> (Includes Horses; Raw Cotton, Hemp, and Wool; Silk Worms' Eggs and Cocoons; Raw Skins; Coal; Raw Sulphur and other Minerals; Iron Castings and Scrap Iron; Dyeing and Tanning Stuffs; Wood, unwrought; Oleaginous Seeds; Wine Lees; Rags; Tobacco in the Leaf, &c.)	1894	18,207,160	41.6	7,318,400	17.8
	1895	18,259,780	38.5	7,058,280	17.0
	1896	18,280,800	38.7	7,276,240	17.3
	1897	18,795,840	39.4	7,777,960	17.8
	1898	20,376,720	36.0	8,065,840	16.7
	1899	23,289,320	38.6	9,696,400	16.9
	1900	27,677,000	40.7	9,426,520	17.6
	1901	26,237,640	38.2	8,178,660	14.9
	1902	26,609,400	37.4	9,688,360	16.4
	1903	28,464,000	38.2	9,882,320	16.3
1904	31,352,240	41.0	10,235,440	16.0	
1905	31,029,880	37.6	10,535,880	15.2	
<b>Materials used in Industry: Half-Wrought or Prepared:—</b> (Includes Raw and Waste Silk and Silk Yarns; Hemp and Flax Yarns; Iron Plates; Copper, Brass, and Bronze, in pigs; Petroleum; Chemical Products and Drugs; Resins; Stearic Acid and Fats, &c.)	1894	8,094,640	18.5	14,215,320	34.6
	1895	9,142,640	19.2	14,892,840	35.9
	1896	8,560,320	18.2	13,304,520	31.6
	1897	9,812,360	20.6	13,934,600	31.9
	1898	9,987,520	17.7	16,182,800	33.6
	1899	14,265,560	23.7	20,960,520	36.6
	1900	13,792,720	20.2	17,989,120	33.6
	1901	14,035,640	20.4	20,212,880	36.8
	1902	15,745,240	22.2	22,322,540	37.9
	1903	15,143,320	20.4	21,366,280	35.2
1904	15,942,720	20.8	22,067,960	34.5	
1905	17,877,680	21.6	25,050,360	36.2	
<b>Manufactured Articles:—</b> (Includes Manufactures of Cotton, Wool, and Silk; Velvets; Haberdashery; Ready-made Clothing; Straw Hats; Hides and Skins, manufactured; Iron Tubing and other Coarse Ironwares; Machinery; Arms; Manufactures of Marble, Alabaster, and Coral; Colours and Varnishes; Drugs, Soaps, and Essences; Furniture; Paper, Books, and Engravings; Clocks; Musical Instruments; Jewellery and Silversmiths' Wares; Tobacco, manufactured or prepared, &c.)	1894	9,489,640	21.7	6,269,560	15.3
	1895	10,094,440	21.8	7,173,640	17.3
	1896	9,952,540	21.1	8,872,160	20.6
	1897	10,176,840	21.4	8,795,600	20.2
	1898	10,505,160	18.6	10,570,960	22.0
	1899	12,629,360	21.0	11,467,720	20.0
	1900	14,920,320	22.0	12,135,040	22.7
	1901	14,158,200	20.6	12,457,120	22.6
	1902	14,112,280	20.0	12,382,720	21.0
	1903	15,128,120	20.3	12,932,400	21.3
	1904	16,758,440	21.9	16,339,280	25.6
	1905	18,902,480	22.9	16,653,400	24.1
	<b>TOTAL.</b>	1894	43,785,960	—	41,090,240
1895		47,491,520	—	41,504,320	—
1896		47,206,920	—	42,063,920	—
1897		47,693,960	—	43,669,360	—
1898		56,533,400	—	48,142,760	—
1899		60,262,440	—	57,256,640	—
1900		68,069,600	—	53,629,840	—
1901		68,739,580	—	54,973,320	—
1902		71,029,720	—	58,896,840	—
1903		74,478,400	—	60,697,720	—
1904	76,549,400	—	63,888,560	—	
1905	82,562,960	—	69,236,560	—	

## Russian Empire. (Value of Rouble prior to 1897, 2s.; from 1897, 2s. 1½d.)

DESCRIPTION OF CATEGORY.	Years.	IMPORTS.		EXPORTS.	
		Value.	p.c. of Total Value.	Value.	p.c. of Total Value.
		£	Per cent.	£	Per cent.
<b>Animals Living :—</b> [Includes Horses, Cattle, Sheep and Lambs, Swine (including Boars and Sucking Pigs); also live Geese and Domestic Fowls,*&c.]	1894	414,700	7	1,292,100	1.9
	1895	518,640	9	1,555,600	2.3
	1896	416,000	7	1,563,600	2.3
	1897	357,922	6	1,841,311	2.4
	1898	386,333	6	1,839,200	2.4
	1899	436,677	6	1,863,900	2.8
	1900	314,239	5	1,921,533	2.5
	1901	423,700	7	2,171,067	2.7
	1902	547,000	9	2,295,200	2.5
	1903	556,010	8	2,171,278	2.0
	1904	620,177	8	1,725,094	1.6
1905	574,617	6	1,718,118	1.5	
<b>Articles of Food :—</b> [Includes Grain, Rice, Potatoes, Fruit and Vegetables fresh and preserved Salt Fish, (chiefly Herrings); Eggs, Butter, Coffee, Tea, Colonial Produce; Fermented and Distilled Beverages; Tobacco, Raw and Manufactured, &c.]	1894	9,608,900	17.0	43,526,800	65.1
	1895	9,591,400	18.4	39,115,400	56.7
	1896	10,094,900	17.1	38,942,100	56.6
	1897	10,337,161	17.5	44,541,006	68.1
	1898	11,124,605	17.1	46,563,405	69.2
	1899	11,397,150	16.6	34,466,000	52.1
	1900	11,902,024	18.0	41,518,183	54.9
	1901	12,494,505	19.9	46,639,150	68.1
	1902	12,730,105	20.1	56,925,433	62.8
	1903	13,792,588	19.0	64,714,211	61.3
	1904	13,917,006	20.2	67,066,072	63.2
1905	13,744,178	20.5	75,213,900	66.1	
<b>Raw and Semi-Manufactured Materials :—</b> [Includes Cotton, Raw and Yarn; Flax and Hemp, Raw and Yarn; Silk, Raw Cocoons Waste and Yarn; Wool, Raw, Waste and Yarn; Hides, Furs, Skins; Coal and Coke; Mineral Oils (Petroleum, &c.); Metals other than precious metals; Tins; Seeds of all kinds and their extracts, Rags, &c.]	1894	32,213,900	57.8	20,333,900	30.4
	1895	29,272,640	54.4	26,176,800	37.9
	1896	31,706,200	53.9	29,039,100	37.7
	1897	31,880,100	54.0	27,151,267	35.4
	1898	33,156,266	50.8	25,469,394	32.9
	1899	33,157,111	48.3	26,694,078	40.3
	1900	33,859,900	51.2	28,744,783	38.0
	1901	32,146,628	51.3	27,888,817	34.1
	1902	32,999,000	52.2	27,532,600	30.3
	1903	36,569,472	53.6	33,666,417	31.9
	1904	36,926,078	53.7	32,276,989	30.4
1905	34,335,639	51.2	31,335,361	27.6	
<b>Manufactured Articles :—</b> [Includes Cotton, Linen, Hemp, Silk and Wool Manufactures; Beds and Bedding; Wearing Apparel; Boots and Shoes; Leather Wares; Metal Wares; Machinery; Earthenware and Pottery; China and Glass ware; Bricks; Furniture; Candles; Paper; Books; Pictures; Gutta-Percha Manufactures; Clock and Watchmakers' Wares, &c.]	1894	13,719,700	24.5	1,722,500	2.6
	1895	14,168,200	26.3	2,129,400	3.1
	1896	6,703,900	23.8	2,312,100	3.4
	1897	16,526,017	27.9	3,165,505	4.1
	1898	20,509,147	31.5	3,465,705	4.5
	1899	23,671,464	34.5	2,408,672	4.8
	1900	20,041,200	30.3	3,437,100	4.6
	1901	17,572,250	28.1	3,963,617	5.1
	1902	16,967,316	26.8	3,942,533	4.4
	1903	19,127,000	26.6	5,126,100	4.8
	1904	17,353,344	25.3	5,131,267	4.8
1905	16,523,527	27.7	5,410,200	4.8	
<b>TOTAL</b>	1894	56,967,200	—	66,875,300	—
	1895	53,850,840	—	66,908,200	—
	1896	56,961,000	—	68,872,200	—
	1897	59,110,900	—	76,069,200	—
	1898	65,176,226	—	77,337,705	—
	1899	66,662,306	—	66,121,539	—
	1900	61,109,972	—	75,621,900	—
	1901	62,649,306	—	80,359,311	—
	1902	63,243,718	—	90,611,766	—
	1903	71,964,966	—	106,680,000	—
	1904	68,799,206	—	106,726,422	—
1905	67,036,901	—	113,717,639	—	

\* Includes also "dead game."

† Except certain manufactures which are included under the category of Articles of Food.

## Switzerland. (25 Francs = £1.)

DESCRIPTION OF CATEGORY.	Years.	IMPORTS.		EXPORTS.	
		Value.	p.c. of Total Value.	Value.	p.c. of Total Value.
		£	p.c.	£	p.c.
<b>Articles of Food:—</b> (Includes Animals not otherwise mentioned; Food Products; Agricultural and Animal Products; Chemicals and Drugs to be used as Food; Wine, Spirits, and all Fermented and Distilled Beverages, &c.)	1894	10,689,480	32.0	3,226,440	13.0
	1895	11,098,240	30.3	3,143,440	11.8
	1896	12,246,280	30.8	3,233,640	11.8
	1897	12,653,760	30.7	3,276,440	11.8
	1898	13,272,000	31.1	3,655,920	12.6
	1899	13,145,240	28.3	3,411,040	11.0
	1900	12,056,800	27.1	4,124,480	12.3
	1901	12,265,040	29.2	4,292,040	12.8
	1902	13,493,080	29.9	4,572,200	13.9
	1903	14,628,080	30.6	4,766,480	13.4
	1904	15,253,920	30.7	4,771,800	13.4
1905	16,450,760	29.9	5,131,000	13.2	
<b>Raw Materials:—</b> (Includes Animals, such as Horses, also Farm and Draught Animals; Raw Cotton, Hemp, Flax, Silk; Animal Products for Manufacture; Iron, Lead, Copper, Tin, Zinc, and other Metals; Chemicals and Drugs in a crude state; Dye Stuffs, crude; Wood, unwrought; Straw; Manures, crude; Rags; Tobacco in the Leaf, &c.)	1894	12,404,440	37.6	3,034,000	12.2
	1895	14,292,560	39.0	3,259,480	12.3
	1896	14,834,160	37.3	3,253,920	11.8
	1897	15,261,280	37.0	3,286,200	11.9
	1898	15,604,440	36.6	3,400,800	11.8
	1899	18,338,120	39.4	3,699,440	11.6
	1900	17,933,160	40.4	3,562,920	10.7
	1901	16,622,080	39.6	3,676,040	11.0
	1902	17,798,760	39.4	3,782,720	10.8
	1903	18,245,560	38.1	3,830,280	10.8
	1904	18,790,800	37.9	3,951,120	11.1
1905	19,150,760	34.7	4,333,040	11.2	
<b>*Manufactured Articles:—</b> (Includes Manufactures of Cotton, Linen, Silk, and Wool; Straw Plait and Manufactures; Ready-made Clothing; Leather Wares; Machines and Machinery, Manufactures of Iron, Lead, Copper, Tin, Zinc, &c.; Earthen and Glass Wares; Chemicals and Drugs made up; Dye Stuffs; manufactured; Wood, wrought; Paper; Works of Literature and Art; Clocks and Watches; Gutta-percha; Animal Products, manufactured; Manures; Tobacco, manufactured or prepared, &c.)	1894	10,041,400	30.4	18,578,720	74.8
	1895	11,243,440	30.7	20,131,480	75.9
	1896	12,673,920	31.9	21,031,280	76.4
	1897	13,333,720	32.3	21,160,280	76.3
	1898	13,735,760	32.3	21,896,320	75.6
	1899	14,911,280	32.3	24,650,080	77.4
	1900	14,454,240	32.5	25,755,960	77.0
	1901	13,169,040	31.2	25,491,000	76.2
	1902	13,845,680	30.7	26,317,250	75.8
	1903	14,672,960	31.3	26,944,120	75.8
	1904	15,558,120	31.4	26,936,240	75.5
1905	19,592,520	35.5	29,308,800	75.6	
<b>TOTAL.</b>	1894	33,035,320	—	24,947,960	—
	1895	36,634,240	—	26,534,400	—
	1896	39,754,360	—	27,523,840	—
	1897	41,248,800	—	27,726,920	—
	1898	42,612,200	—	28,933,040	—
	1899	46,397,640	—	31,840,560	—
	1900	44,444,400	—	33,448,200	—
	1901	42,090,160	—	33,462,680	—
	1902	45,140,440	—	34,972,200	—
	1903	47,846,800	—	35,540,800	—
	1904	49,602,540	—	35,659,160	—
1905	55,184,040	—	38,772,440	—	

\* Except certain manufactures which are included under the category of Articles of Food.

## United Kingdom.

DESCRIPTION OF CATEGORY.	Year.	Imports.*		Exports.	
		Value.	p. c. of Total Value.	Value.	p. c. of Total Value.
<b>Food, Drink, and Tobacco:—</b> (Including Grain and Flour; Meat, including Animals for food; other food and drink; Tobacco.)	1899	197,645,208	47.0	12,872,581	4.9
	1900	208,007,855	45.2	14,223,792	4.8
	1901	212,593,197	46.8	16,606,232	5.5
	1902	214,399,352	46.2	17,118,437	6.0
	1903	222,052,899	46.7	16,377,294	5.6
	1904	220,512,467	45.8	16,926,535	5.6
	1905	219,272,113	45.0	19,396,633	8.9
1906	226,109,446	43.2	21,115,570	5.6	
<b>Raw Materials and Articles Mainly Unmanufactured:—</b> (Including Coal, Coke, and Patent Fuel; Iron Ore, Scrap Iron, and Steel; other Metallic Ores; Wood and Timber; Cotton; Wool; other textile materials; Oil Seeds, Nuts, Oils, Fats and Gums; Hides and Undressed Skins; Materials for Paper Making; Miscellaneous.)	1899	115,540,512	27.5	28,760,611	10.8
	1900	138,776,275	30.2	44,482,423	15.2
	1901	130,068,448	28.6	36,296,389	12.9
	1902	130,867,014	28.3	34,597,672	12.2
	1903	133,136,068	28.1	35,378,829	12.1
	1904	142,977,452	29.7	35,378,626	11.8
	1905	144,271,454	29.6	36,311,961	11.0
1906	164,061,400	31.4	43,267,380	11.5	
<b>Articles Wholly or Mainly Manufactured:—</b> (Including Iron and Steel and Manufactures thereof; other Metals and Manufactures thereof; Cutlery, Hardware, Implements, and Instruments; Telegraph Cables and Apparatus; Machinery; Ships (new); Manufactures of Wood and Timber, including Furniture; Yarns and textile fabrics; Apparatus; Chemicals, Drugs, Dyes, and Colours; Leather and Manufactures thereof, including Boots and Shoes and Gloves; Earthenware and Glass; Paper; Miscellaneous.)	1899	104,416,802	24.9	219,580,874	83.0
	1900	110,558,939	24.1	228,805,513	78.5
	1901	109,041,956	24.1	223,823,211	79.9
	1902	115,095,455	24.9	227,537,027	80.0
	1903	115,727,630	24.5	234,787,859	80.7
	1904	115,107,506	23.9	243,323,394	81.0
	1905	121,612,918	25.0	269,073,214	81.6
1906	130,368,215	25.0	305,528,196	81.4	
<b>Miscellaneous and Unclassed:—</b> (Including Parcel Post.)	1899	2,390,614	.6	3,268,145	1.2
	1900	2,556,336	.5	3,678,366	1.2
	1901	2,445,065	.5	4,293,544	1.5
	1902	2,214,650	.5	4,170,830	1.4
	1903	2,110,128	.5	4,286,216	1.4
	1904	2,136,862	.5	4,278,665	1.4
	1905	2,085,519	.4	5,031,596	1.5
1906	2,251,959	.4	5,664,192	1.5	
<b>Total Net Imports and Exports:—</b> * Less value of Foreign and Colonial Goods re-exported.	1899	419,995,136	—	364,492,211	—
	1900	439,883,416	—	391,191,906	—
	1901	441,448,390	—	391,023,376	—
	1902	462,516,661	—	383,423,966	—
	1903	478,926,725	—	399,980,189	—
	1904	480,734,347	—	397,711,040	—
	1905	487,241,094	—	379,816,614	—
1906	522,766,029	—	378,873,388	—	



## Imports and Exports of Merchandise at each of the Principal Ports of the United Kingdom,

Distinguishing British and Irish Produce and Manufactures and Foreign  
and Colonial Merchandise exported.

	1901.	1902.	1903.	1904.	1905.	1906.
	£	£	£	£	£	£
<b>BARROW-IN-FURNESS :</b>						
Imports .. .. .	526,546	680,633	632,562	579,909	739,040	918,843
Exports, British and Irish .. .. .	1,547,662	570,087	606,384	493,652	401,775	1,727,120
" Foreign and Colonial .. .. .	732	—	—	—	1,224	366
<b>Total .. .. .</b>	<b>2,074,940</b>	<b>1,250,720</b>	<b>1,239,946</b>	<b>1,073,621</b>	<b>1,142,039</b>	<b>2,646,329</b>
<b>BLYTH :</b>						
Imports .. .. .	27,550	33,236	35,383	34,814	33,585	46,505
Exports, British and Irish .. .. .	1,729,678	1,547,254	1,487,972	1,389,328	1,460,831	1,733,319
" Foreign and Colonial .. .. .	118	217	191	84	92	84
<b>Total .. .. .</b>	<b>1,757,346</b>	<b>1,580,707</b>	<b>1,523,496</b>	<b>1,424,226</b>	<b>1,494,508</b>	<b>1,778,909</b>
<b>BOSTON :</b>						
Imports .. .. .	768,496	720,491	686,838	747,085	735,176	796,048
Exports, British and Irish .. .. .	113,543	69,316	74,483	55,160	56,846	84,540
" Foreign and Colonial .. .. .	109	280	1,799	724	1,102	365
<b>Total .. .. .</b>	<b>882,147</b>	<b>790,087</b>	<b>763,120</b>	<b>802,919</b>	<b>793,124</b>	<b>879,883</b>
<b>BRISTOL :</b>						
Imports .. .. .	12,256,600	12,183,970	12,751,022	11,870,807	12,090,974	12,897,273
Exports, British and Irish .. .. .	1,451,832	1,814,093	2,079,020	2,148,001	2,599,475	3,012,867
" Foreign and Colonial .. .. .	39,678	89,434	75,903	68,624	85,596	97,894
<b>Total .. .. .</b>	<b>13,746,110</b>	<b>14,067,437</b>	<b>14,905,945</b>	<b>14,087,432</b>	<b>14,776,044</b>	<b>16,008,034</b>
<b>CARDIFF :</b>						
Imports .. .. .	5,539,658	3,956,138	4,312,925	4,884,295	5,173,437	5,404,031
Exports, British and Irish .. .. .	12,061,321	10,500,375	10,337,796	10,437,315	9,672,513	11,210,664
" Foreign and Colonial .. .. .	15,827	6,717	11,093	42,335	22,099	20,811
<b>Total .. .. .</b>	<b>15,616,806</b>	<b>14,463,230</b>	<b>14,660,914</b>	<b>15,363,945</b>	<b>14,868,049</b>	<b>16,637,506</b>
<b>DOVER :</b>						
Imports .. .. .	9,912,259	9,511,342	8,272,691	8,136,233	9,407,908	9,938,474
Exports, British and Irish .. .. .	2,181,396	2,121,440	2,093,492	2,112,834	2,491,099	3,010,112
" Foreign and Colonial .. .. .	1,721,921	1,666,487	1,668,782	1,271,925	1,272,928	1,354,040
<b>Total .. .. .</b>	<b>13,815,576</b>	<b>13,299,269</b>	<b>12,034,875</b>	<b>11,520,992</b>	<b>13,171,934</b>	<b>14,302,626</b>
<b>FLEETWOOD :</b>						
Imports .. .. .	628,503	732,946	566,226	664,300	519,774	517,645
Exports, British and Irish .. .. .	15,958	11,096	13,769	15,810	13,996	22,992
" Foreign and Colonial .. .. .	595	601	134	90	220	23
<b>Total .. .. .</b>	<b>645,056</b>	<b>744,643</b>	<b>580,131</b>	<b>690,200</b>	<b>533,990</b>	<b>540,660</b>
<b>FOLKESTONE :</b>						
Imports .. .. .	10,915,869	10,777,861	11,053,872	10,761,270	10,432,208	11,331,097
Exports, British and Irish .. .. .	1,001,095	1,144,692	1,343,163	1,160,936	1,326,684	1,401,332
" Foreign and Colonial .. .. .	958,657	622,960	744,084	713,552	674,030	899,241
<b>Total .. .. .</b>	<b>12,875,621</b>	<b>12,545,583</b>	<b>13,141,119</b>	<b>12,635,758</b>	<b>12,432,917</b>	<b>13,631,670</b>
<b>GLOUCESTER :</b>						
Imports .. .. .	2,307,230	2,858,714	2,925,601	3,252,261	3,370,765	3,120,032
Exports, British and Irish .. .. .	79,182	57,763	55,278	31,302	23,791	40,084
" Foreign and Colonial .. .. .	398	270	91	1,249	245	297
<b>Total .. .. .</b>	<b>2,386,810</b>	<b>2,916,747</b>	<b>2,980,970</b>	<b>3,284,812</b>	<b>3,394,801</b>	<b>3,160,423</b>
<b>GOOLB :</b>						
Imports .. .. .	5,336,653	6,180,751	6,391,155	6,519,404	7,926,268	7,711,730
Exports, British and Irish .. .. .	6,050,596	6,384,561	6,959,306	7,504,188	3,412,137	13,445,184
" Foreign and Colonial .. .. .	136,321	134,289	159,698	81,949	108,911	93,589
<b>Total .. .. .</b>	<b>11,523,570</b>	<b>12,699,601</b>	<b>13,510,154</b>	<b>14,106,541</b>	<b>16,443,015</b>	<b>18,250,503</b>
<b>GRIMSBY :</b>						
Imports .. .. .	9,214,527	9,940,279	10,148,431	10,155,508	10,687,421	11,132,293
Exports, British and Irish .. .. .	8,707,399	8,727,537	10,166,203	10,700,372	11,457,137	13,454,499
" Foreign and Colonial .. .. .	105,058	58,690	82,954	49,506	46,412	56,997
<b>Total .. .. .</b>	<b>18,026,984</b>	<b>18,726,506</b>	<b>20,397,588</b>	<b>20,905,177</b>	<b>22,190,970</b>	<b>25,033,789</b>

*Imports and Exports, different Ports—continued.*

147

	1901.	1902.	1903.	1904.	1905.	1906.
	£	£	£	£	£	£
<b>HARTLEPOOL, West;</b>						
Imports .. .. .	1,728,012	1,742,747	1,951,385	1,624,005	1,507,951	1,720,319
Exports, British and Irish ..	1,292,637	1,210,933	1,058,541	1,046,678	859,990	1,351,014
" Foreign and Colonial ..	9,425	1,662	325	31	100	377
<b>Total .. .. .</b>	<b>3,029,674</b>	<b>2,955,242</b>	<b>3,010,251</b>	<b>2,670,714</b>	<b>2,367,141</b>	<b>3,071,710</b>
<b>HARWICH:</b>						
Imports .. .. .	17,267,612	19,776,925	19,404,809	18,494,579	18,197,675	19,014,411
Exports, British and Irish ..	2,327,871	3,205,757	3,277,445	3,177,823	3,355,929	3,659,150
" Foreign and Colonial ..	2,139,222	1,695,309	1,409,807	1,304,763	1,430,591	1,672,693
<b>Total .. .. .</b>	<b>22,704,705</b>	<b>24,677,991</b>	<b>24,092,151</b>	<b>22,977,155</b>	<b>22,984,105</b>	<b>24,346,254</b>
<b>HULL:</b>						
Imports .. .. .	31,749,185	32,964,423	32,601,063	31,858,730	32,545,886	35,637,397
Exports, British and Irish ..	16,258,739	14,643,089	15,122,382	14,404,130	15,901,644	19,636,862
" Foreign and Colonial ..	6,792,619	4,192,337	4,932,532	4,695,263	5,101,042	50,945,555
<b>Total .. .. .</b>	<b>52,800,743</b>	<b>51,799,849</b>	<b>52,655,977</b>	<b>50,958,123</b>	<b>53,548,572</b>	<b>61,119,814</b>
<b>LIVERPOOL:</b>						
Imports .. .. .	131,682,352	127,223,649	129,028,142	137,528,276	139,295,487	146,701,650
Exports, British and Irish ..	90,993,404	91,381,910	95,615,979	107,993,795	117,692,214	129,543,693
" Foreign and Colonial ..	15,714,762	17,644,340	18,903,079	17,846,798	20,593,251	20,804,818
<b>Total .. .. .</b>	<b>237,390,518</b>	<b>236,049,898</b>	<b>243,607,200</b>	<b>262,468,869</b>	<b>277,580,952</b>	<b>297,050,161</b>
<b>LONDON (including Queenborough):</b>						
Imports .. .. .	169,564,009	167,568,254	173,132,083	174,475,656	181,061,265	199,407,311
Exports, British and Irish ..	57,147,504	59,801,658	59,607,799	57,780,490	63,191,231	69,632,023
" Foreign and Colonial ..	35,452,687	33,809,735	35,369,469	37,216,611	40,752,504	45,721,520
<b>Total .. .. .</b>	<b>262,164,200</b>	<b>261,179,647</b>	<b>268,109,356</b>	<b>269,471,757</b>	<b>285,005,000</b>	<b>314,760,854</b>
<b>LYNN:</b>						
Imports .. .. .	1,224,731	1,330,576	1,237,935	1,185,435	1,134,912	1,198,166
Exports, British and Irish ..	90,616	85,753	90,849	83,289	110,671	126,016
" Foreign and Colonial ..	282	35	89	34	38	323
<b>Total .. .. .</b>	<b>1,315,629</b>	<b>1,416,364</b>	<b>1,328,873</b>	<b>1,268,749</b>	<b>1,245,621</b>	<b>1,324,505</b>
<b>MANCHESTER (including Runcorn):</b>						
Imports .. .. .	14,901,401	17,620,772	20,279,255	21,468,235	23,290,796	26,536,274
Exports, British and Irish ..	7,929,148	8,001,563	8,856,100	10,869,790	11,956,514	12,920,612
" Foreign and Colonial ..	330,970	308,573	440,965	1,054,196	1,653,348	1,366,196
<b>Total .. .. .</b>	<b>23,161,519</b>	<b>25,931,208</b>	<b>29,576,320</b>	<b>33,392,211</b>	<b>36,900,658</b>	<b>40,823,282</b>
<b>MARBYPORT:</b>						
Imports .. .. .	428,359	376,324	338,698	283,271	388,020	491,190
Exports, British and Irish ..	511,402	647,646	523,664	441,953	385,596	342,997
" Foreign and Colonial ..	340	—	—	—	—	10
<b>Total .. .. .</b>	<b>940,101</b>	<b>1,023,970</b>	<b>862,362</b>	<b>725,224</b>	<b>773,616</b>	<b>834,197</b>
<b>MIDDLESBROUGH:</b>						
Imports .. .. .	1,237,031	1,438,248	1,371,588	1,489,832	1,760,078	2,152,109
Exports, British and Irish ..	4,236,911	4,579,277	4,623,315	4,139,776	4,676,844	7,319,664
" Foreign and Colonial ..	1,019	3,992	979	3,897	4,109	5,466
<b>Total .. .. .</b>	<b>5,536,961</b>	<b>6,016,517</b>	<b>5,995,892</b>	<b>5,633,006</b>	<b>6,433,031</b>	<b>9,477,232</b>
<b>NEWCASTLE, NORTH SHIELDS AND SOUTH SHIELDS:</b>						
Imports .. .. .	9,581,298	9,514,460	10,051,602	10,065,619	9,154,268	9,893,124
Exports, British and Irish ..	10,878,888	7,729,068	7,616,562	7,324,279	7,855,175	10,620,906
" Foreign and Colonial ..	45,470	87,451	57,680	29,512	47,691	53,217
<b>Total .. .. .</b>	<b>20,505,656</b>	<b>17,330,989</b>	<b>17,725,844</b>	<b>17,409,410</b>	<b>17,057,134</b>	<b>20,567,247</b>
<b>NEWBURY:</b>						
Imports .. .. .	10,333,463	10,857,380	11,374,087	12,306,612	12,063,732	12,390,213
Exports, British and Irish ..	1,306,166	1,892,060	2,285,174	2,441,711	2,372,443	2,767,391
" Foreign and Colonial ..	549,108	544,521	656,962	644,066	609,462	911,239
<b>Total .. .. .</b>	<b>12,188,737</b>	<b>13,293,961</b>	<b>14,316,223</b>	<b>15,191,969</b>	<b>15,045,637</b>	<b>16,068,843</b>

	1901.	1902.	1903.	1904.	1905.	1906.
	£	£	£	£	£	£
<b>NEWPORT :</b>						
Imports .. .. .	834,468	1,201,161	1,989,148	1,657,268	1,771,049	2,004,044
Exports, British and Irish	2,714,305	2,685,398	2,924,879	3,417,983	3,410,779	3,789,462
.. Foreign and Colonial	167	463	4,602	1,982	1,015	10,140
Total .. .. .	3,548,930	3,787,022	4,918,629	5,077,233	5,182,843	5,803,646
<b>PLYMOUTH :</b>						
Imports .. .. .	1,266,131	1,370,516	1,497,946	1,486,891	1,614,918	1,487,035
Exports, British and Irish	103,770	134,901	115,146	147,282	143,736	159,370
.. Foreign and Colonial	25,637	25,775	26,507	26,588	27,621	29,244
Total .. .. .	1,395,538	1,531,192	1,639,599	1,660,761	1,786,275	1,675,649
<b>PORT TALBOT :</b>						
Imports .. .. .				1,431,313	1,151,097	1,496,572
Exports, British and Irish				703,025	808,027	969,716
.. Foreign and Colonial				7,620	1,202	989
Total .. .. .				2,141,958	1,960,326	2,466,277
				Included with Swansea		
<b>SOUTHAMPTON :</b>						
Imports .. .. .	14,362,247	15,826,980	15,740,195	15,586,750	15,342,946	16,518,244
Exports, British and Irish	10,834,078	13,091,283	11,527,193	10,857,724	11,716,522	13,648,387
.. Foreign and Colonial	2,861,579	3,228,568	3,060,385	3,073,667	3,408,240	4,515,626
Total .. .. .	28,057,904	32,146,816	30,327,773	29,018,141	30,467,108	34,682,257
<b>SCYDERLAND :</b>						
Imports .. .. .	606,736	545,376	656,625	686,734	734,190	724,336
Exports, British and Irish	2,103,642	1,529,972	1,670,348	1,825,437	*2,097,089	2,194,116
.. Foreign and Colonial	86	1,629	64	385	6,163	21
Total .. .. .	2,710,464	2,076,977	2,327,037	2,512,506	2,837,432	2,918,473
<b>*SWANSEA :</b>						
Imports .. .. .	4,295,468	3,854,987	4,074,493	2,985,411	3,331,616	3,399,383
Exports, British and Irish	5,720,102	6,133,269	6,008,089	5,681,258	6,059,513	6,756,470
.. Foreign and Colonial	7,823	14,436	7,690	19,447	17,161	16,946
Total .. .. .	10,023,393	10,002,292	10,040,222	8,692,116	9,408,290	10,172,799
<b>WYEMOUTH :</b>						
Imports .. .. .	485,074	501,431	568,670	551,314	612,291	585,897
Exports, British and Irish	316,397	324,697	355,801	355,599	356,197	363,898
.. Foreign and Colonial	17,336	18,351	22,678	19,826	18,944	25,558
Total .. .. .	818,807	844,479	947,149	926,739	987,332	975,353
<b>ABERDEEN :</b>						
Imports .. .. .	1,044,848	892,124	989,106	858,912	872,150	997,784
Exports, British and Irish	93,757	168,896	169,589	155,383	162,790	274,233
.. Foreign and Colonial	324	—	203	1,210	293	1,023
Total .. .. .	1,138,929	1,061,020	1,148,898	1,015,505	1,035,233	1,273,040
<b>ARDROSSAN :</b>						
Imports .. .. .	434,975	544,738	542,137	594,667	565,764	698,580
Exports, British and Irish	148,563	217,845	198,869	128,043	85,360	267,838
.. Foreign and Colonial	8	14	—	4,925	—	—
Total .. .. .	583,546	762,597	741,006	727,635	651,124	876,418
<b>DUNDEE :</b>						
Imports .. .. .	3,751,344	4,594,994	3,457,306	3,901,614	4,927,789	5,816,686
Exports, British and Irish	893,906	906,183	879,162	651,178	660,574	844,744
.. Foreign and Colonial	141,179	66,269	113,029	78,627	68,920	119,277
Total .. .. .	4,786,428	5,567,446	4,449,497	4,531,419	5,657,283	6,780,707
<b>GLASGOW :</b>						
Imports .. .. .	13,971,183	13,635,239	14,408,658	13,946,096	14,294,421	15,396,361
Exports, British and Irish	16,474,252	19,106,208	20,742,110	20,393,798	23,391,523	25,677,353
.. Foreign and Colonial	461,066	542,670	503,961	561,730	606,513	504,020
Total .. .. .	20,906,501	23,284,117	25,654,729	24,901,534	28,291,762	41,577,736
<b>GRANGEMOCHT :</b>						
Imports .. .. .	2,902,211	3,139,593	3,258,351	3,290,200	4,109,714	4,421,271
Exports, British and Irish	2,335,479	2,158,315	1,768,398	2,069,813	2,141,782	2,448,714
.. Foreign and Colonial	13,621	14,334	25,110	17,069	22,521	19,721
Total .. .. .	5,311,311	5,312,242	5,061,769	5,367,072	6,273,317	6,889,706

\* Including Port Talbot prior to 1904.

## Imports and Exports, different Ports—continued.

149

	1901.	1902.	1903.	1904.	1905.	1906.
	£	£	£	£	£	£
<b>GLASGOW :</b>						
Imports .. .. .	789,991	801,456	768,717	761,765	694,099	691,217
Exports, British and Irish	225,866	224,355	227,139	209,596	238,712	236,787
.. Foreign and Colonial	1,108	238	735	171	669	1,148
Total .. .. .	966,965	1,026,048	996,591	961,522	933,480	929,152
<b>GREENOCK :</b>						
Imports .. .. .	1,431,831	1,305,690	1,094,233	1,616,867	1,257,568	1,259,736
Exports, British and Irish	767,835	596,689	557,587	502,762	786,338	579,582
.. Foreign and Colonial	2,489	1,601	—	—	2,565	564
Total .. .. .	2,191,665	1,908,980	1,651,770	2,018,619	2,046,467	1,838,882
<b>KIRKCALDY :</b>						
Imports .. .. .	852,455	821,201	390,990	223,448	30,634	72,000
Exports, British and Irish	1,228,675	1,428,158	1,390,820	1,006,199	56,028	46,565
.. Foreign and Colonial	23	7	18	—	—	—
Total .. .. .	1,579,163	1,749,361	1,700,828	1,229,647	86,662	117,625
<b>BURNISLAND :</b>						
Imports .. .. .	—	—	—	—	88,409	93,682
Exports, British and Irish	—	—	—	—	758,312	858,927
.. Foreign and Colonial	—	—	—	—	20	15
Total .. .. .	—	—	—	—	846,741	952,624
<b>METHEL :</b>						
Imports .. .. .	—	—	—	95,226	290,868	302,012
Exports, British and Irish	—	—	—	411,112	837,057	1,010,934
.. Foreign and Colonial	—	—	—	233	6	1
Total .. .. .	—	—	—	506,571	1,127,931	1,312,947
<b>LEITH :</b>						
Imports .. .. .	12,438,770	12,684,110	13,787,191	13,255,086	12,754,072	13,628,073
Exports, British and Irish	4,248,294	4,418,421	4,786,039	4,673,166	5,108,865	5,541,636
.. Foreign and Colonial	108,186	86,685	89,256	126,843	113,041	114,236
Total .. .. .	16,795,209	17,189,216	18,612,486	18,055,995	17,975,978	19,283,945
<b>BELFAST :</b>						
Imports .. .. .	6,626,953	6,999,124	7,773,638	7,033,496	6,671,974	7,029,923
Exports, British and Irish	276,646	371,451	63,099	83,147	789,077	611,894
.. Foreign and Colonial	1,165,659	973,267	1,068,998	1,249,714	991,691	686,539
Total .. .. .	8,069,258	8,343,842	8,895,739	8,366,347	8,452,742	8,328,356
<b>CORK :</b>						
Imports .. .. .	1,082,430	1,114,207	1,193,665	1,156,858	1,010,648	1,049,391
Exports, British and Irish	15,027	17,916	6,306	8,257	5,468	31,043
.. Foreign and Colonial	—	—	—	—	3	—
Total .. .. .	1,077,467	1,132,123	1,199,971	1,165,115	1,016,121	1,080,434
<b>DUBLIN :</b>						
Imports .. .. .	2,066,899	2,856,808	3,138,147	2,771,210	2,664,021	2,768,966
Exports, British and Irish	45,859	51,516	94,335	70,174	67,770	66,307
.. Foreign and Colonial	8,449	11,799	27,932	9,646	10,319	11,652
Total .. .. .	2,721,207	2,920,118	3,360,414	2,851,030	2,742,110	2,846,925
<b>LIMERICK :</b>						
Imports .. .. .	826,451	913,710	855,040	935,974	854,792	849,433
Exports, British and Irish	2,545	484	3,666	647	2,040	4,150
.. Foreign and Colonial	—	—	—	—	7,713	1,845
Total .. .. .	828,996	914,194	858,706	936,621	856,545	855,428
<b>OTHER PORTS :</b>						
Imports .. .. .	6,858,380	7,302,837	7,980,823	7,962,891	7,299,566	7,662,668
Exports, British and Irish	3,781,193	4,036,866	3,476,687	3,301,864	3,526,614	4,706,021
.. Foreign and Colonial	12,025	31,002	57,805	80,269	21,961	36,792
Total .. .. .	10,651,518	11,369,706	11,515,315	11,444,934	11,148,114	12,405,479
<b>TOTAL, UNITED KINGDOM :</b>						
Imports .. .. .	521,660,198	528,391,974	542,690,258	551,638,628	565,919,917	607,888,500
Exports, British and Irish	250,022,876	283,423,866	290,800,108	300,711,040	329,816,614	375,375,450
.. Foreign and Colonial	6,841,892	6,314,813	69,573,564	70,304,281	77,779,913	85,102,436
Total .. .. .	888,524,966	877,630,653	903,073,961	922,653,949	972,616,444	1,068,366,386

† Methel was constituted a Customs Port from 1st July, 1904; and Burntisland from 1st Jan., 1905.

## PUBLIC EDUCATION:

## ORDINARY PUBLIC

Years ended 31st July.	Number of Departments.	Accommodation.	Number of Teachers in Employment on last day of School Year.						Number of last day	
			Certificated Teachers Trained in a Training College.		Certificated Teachers not Trained in a Training College.		Other recognised Teachers excluding Pupil Teachers* and Probationers.		Under 5 years†	
			Men	Women.	Men.	Women.	Men.	Women.	Boys.	Girls.
			1892	29,672	5,692,975	13,584	13,917	5,994	16,073	4,973
1893	29,804	5,762,617	13,986	14,416	5,991	14,753	5,009	28,842	526,311	
1894	30,033	5,832,944	14,446	14,871	6,032	15,187	4,872	31,565	526,072	
1895	30,237	5,937,288	15,023	15,616	6,193	15,961	5,054	34,733	531,222	
1896	30,521	6,072,374	15,819	16,608	6,586	17,578	4,112	34,210	569,683	
1897	30,847	6,215,190	16,384	17,222	6,663	18,464	3,888	35,554	590,022	
1898	30,911	6,316,866	16,741	17,786	6,695	18,590	4,068	37,866	615,204	
1899	31,173	6,417,511	17,436	18,584	6,813	19,206	4,729	42,267	625,023	
1900	31,234	6,509,611	17,651	19,317	6,905	20,136	5,122	44,855	625,245	
1901	31,278	6,610,416	18,134	19,889	6,988	21,090	5,318	47,322	617,556	
1902	31,372	6,681,295	18,389	20,263	7,181	21,935	5,362	48,536	613,000	
1903	31,597	6,787,488	19,895	21,009	7,410	23,600	5,538	50,590	814,663	
1904	31,833	6,884,823	19,456	21,995	7,830	25,530	5,666	53,409	311,568	
1905	31,930	7,005,041†	19,922	22,972	8,458	27,485	5,676	55,906	298,914	
1906	31,992	7,027,362‡	20,476	24,074	8,938	30,784	5,488	58,375	266,422	

† Accommodation on 1st January, 1906. ‡ Accommodation on 1st August, 1906. § For years up registers on the last day of the School Year. ¶ i.e., Cookery, Laundry Work, and Household Department is counted once for each subject. The figures for the small number of Boys in Seaport cause of the decrease in these figures, see the Annual Report of the Board of Education for 1905-6, previous limitation to scholars in particular standards, and, in some measure, to changes in the 1898. b No Special Grant was paid before the year ended 31st July, 1894.

## HIGHER ELEMENTARY SCHOOLS.

The term "Higher Elementary School" in this table means a school recognised as such under the Board of Education's "Regulations for Public Elementary Schools." These Schools were first established by a minute of the Board of Education, dated 6th April, 1900. In the year ended 31st July, 1906, five of them were working in accordance with the new Regulations of 1905.

Years ended 31st July.	Number of Schools.	Accommodation.	Number of Teachers.		Average number of Scholars on Registers during the year.				Percentage of Average attendance to Average number on registers.
			Certificated or Graduate.	Others.	Year of the Course.				
					1.	2.	3.	4.	
1901	10	3,430	104	39	999	927	935	379	94.0
1902	25	7,459	273	67	2,955	2,210	1,414	785	93.5
1903	29	8,824	318	87	3,196	2,580	1,547	826	95.1
1904	29	9,254	334	40	2,933	2,747	2,063	877	96.0
1905	30	10,275	372	20	3,535	2,966	1,847	1,093	92.7
1906	34	11,021	377	25	3,532	3,013	1,800	905	92.8

\* No complete statistics are available prior to the year ended 31st July, 1896. The Elementary (Blind and Deaf) Children Act, 1893, came into force on 1st January, 1894.

† For years up to 31st July, 1903, the figures give the number of scholars in respect of whom grant was claimed. This explains the decrease after 1903 in the figures given in the last two columns.

‡ For these years, boys and girls of the age of 15 and over are included in the two preceding columns.

## ENGLAND &amp; WALES.

## ELEMENTARY SCHOOLS.

Scholars on the Registers on of School Year.				Percent age of average attendance to average number on registers %	Number of Partial Exemption Scholars (partly included in previous columns)	Number of Scholars earning grant for Special Subjects.			Years ended 31st July.
5 and under 12 years.		12 years and over.				Handicraft for Boys.	Domestic Subjects for Girls.	Rural Subjects.	
Boys.	Girls.	Boys.	Girls.			No.	No.	No.	
3,897,726		591,315		77.31	172,363	a	98,560	b	1892
3,859,570		640,492		79.98	164,018	a	113,832	b	1893
4,001,033		671,636		81.29	140,831	a	129,563	8	1894
4,048,650		719,97		81.61	126,896	a	146,650	9	1895
4,118,760		734,646		81.55	119,747	a	168,800	475	1896
4,169,339		757,678		81.50	110,654	a	190,429	1,021	1897
4,230,393		761,299		81.66	103,678	18,390	204,589	1,088	1898
4,250,135		778,934		82.01	95,621	81,292	225,82	1,362	1899
4,271,309		769,590		82.06	89,039	89,715	242,067	1,562	1900
4,368,850		834,253		82.48	74,468	101,221	249,475	2,404	1901
4,342,963		927,799		83.56	77,426	100,932	245,105	4,368	1902
2,216,194	2,178,763	482,575	486,434	84.42	80,681	1184,699	11236,479	5,506	1903
2,226,544	2,189,438	501,865	503,755	85.70	78,876	1155,911	296,454	5,695	1904
2,222,642	2,185,242	527,234	526,548	86.83	80,368	102,655	392,895	6,359	1905
2,229,537	2,195,113	536,016	533,564	87.78	82,328	101,587	320,179	11,216	1906

to 31st July, 1900, the figures represent the percentage of average attendance to the number on the Management. Where more than one of the three subjects were taught in the same Department, the Towns earning grant for Cookery are not included. \* i.e., Gardening and Dairy Work. \*\* For the pp. 27-28. † Decrease probably due to the substitution of a minimum age of attendance for the periods for which grants were paid. a No Special Grant was paid before the year ended 31st July,

## SPECIAL SCHOOLS.

Years ended 31st July.	Schools for Blind and Deaf Children.*				Schools for Defective and for Epileptic Children.													
	Number of Schools.	Accommodation.	Number of Scholars on Registers on last day of School Year. †				Number of Schools.	Accommodation.	Number of Scholars on Registers on last day of School Year.									
			Under 15.		15 & Over.				Taught as Younger Scholars.		Taught as Older Scholars.							
			Boys.	Girls.	Boys.	Girls.			Under 12.	12 and Over.	Under 12.	12 and Over.						
1896	91	4,480	2,155	1,593	—	—	—	—	—	—	—	—	—	—	—	—	—	—
1897	95	4,739	2,317	1,704	—	—	—	—	—	—	—	—	—	—	—	—	—	—
1897	101	5,160	2,411	1,827	—	—	—	—	—	—	—	—	—	—	—	—	—	—
1898	101	5,325	2,543	1,967	—	—	—	—	—	—	—	—	—	—	—	—	—	—
1900	102	5,601	2,588	2,029	—	—	—	—	—	—	—	—	—	—	—	—	—	—
1901	103	5,496	2,197	1,708	656	420	79	3,225	2,110	363	253	561	—	—	—	—	—	—
1902	99	5,214	2,075	1,612	559	413	96	4,041	2,402	412	330	733	—	—	—	—	—	—
1903	104	5,318	2,131	1,662	415	479	111	5,718	2,836	574	539	916	—	—	—	—	—	—
1904	95	5,268	2,067	1,593	371	281	119	5,404	3,233	458	765	1,216	—	—	—	—	—	—
1905	93	5,737	2,284	1,772	326	294	145	7,672	4,606	698	950	1,700	—	—	—	—	—	—
1906	87	5,774	2,130	1,792	368	270	183	9,361	5,699	806	1,163	2,201	—	—	—	—	—	—

## PUBLIC EDUCATION:

## SUMMARIES OF ACCOUNTS

YEARS ENDED 29th SEPT.	RECEIPTS.						
	Parliamentary Grants.	Grants under Agri- cultural Rates Act, 1896.	School Fees; and Books, etc., sold to Children.	Amount paid to the Treasurer by the Rating Authority.	Income arising from Other Sources.	Total Receipts (excluding Loans).	Loans.
	£	£	£	£	£	£	£
1891	1,479,925	—	657,203	3,331,474	67,873	5,536,475	1,100,081
1892	2,310,311	—	86,562	3,462,356	68,913	5,922,142	1,326,698
1893	2,639,636	—	69,231	3,619,168	83,659	6,411,694	1,477,334
1894	2,805,788	—	69,781	3,732,342	92,518	6,700,429	2,095,765
1895	3,004,004	—	72,590	3,987,941	81,834	7,146,339	2,364,457
1896	3,172,121	—	74,063	4,571,261	163,172	7,985,607	2,462,364
1897	3,359,993	51,223	85,966	4,358,562	151,665	8,507,409	1,565,676
1898	3,622,296	107,185	86,514	4,782,628	130,663	8,729,486	1,707,680
1899	3,756,946	106,959	82,089	5,135,790	143,278	9,258,012	1,591,702
1900	3,883,737	107,247	88,851	5,622,139	186,968	9,885,942	2,245,846
1901	4,006,082	106,764	94,451	6,229,094	171,193	10,607,554	2,244,988
1902	4,120,535	106,894	101,602	6,713,752	169,675	11,211,861	2,283,706
1903	3,749,960	92,707	86,890	5,794,761	217,200	9,941,548	2,745,645
1904	799,382	12,309	13,001	2,017,305	35,342	2,877,339	852,142

## STUDENTS IN TRAINING COLLEGES.

YEARS OR PERIODS ENDED	Number of recognised Students admitted to Training Colleges.		Number of Training Colleges.	Accommo- dation.		Number of recognised Students at beginning of Session.			Hostels.	
	Men.	Women.		For Resident Students.	For Day Students.	Resident in Resi- dential Colleges.	Day Students.	In training (for a third year) abroad or elsewhere.	Number of Hostels.	Number of Students.*
31 Dec.,										
1892	846	1,142	53	3,568	515	3,349	453	—		
1893	871	1,200	57	3,582	715	3,400	674	—		
1894	902	1,260	57	3,695	983	3,442	825	3		
30 June,										
1895	883	1,273	58	3,778	1,121	3,459	855	—		Hostels were not recognised before the commencement of the session 1903-4.
1896	846	1,309	57	3,751	1,122	3,480	887	5		
1897	946	1,365	58	3,807	1,217	3,523	929	6		
1898	912	1,489	59	3,893	1,253	3,625	1,065	12		
1899	929	1,513	50	3,937	1,345	3,683	1,163	9		
1900	991	1,685	62	4,120	1,534	3,853	1,336	16		
1901	1,084	1,719	62	4,289	1,753	4,064	1,516	23		
1902	1,046	1,810	64	4,410	1,886	4,150	1,620	36		
1903	1,121	1,923	65	4,485	2,049	4,247	1,780	32		
31 July,										
1904	1,191	2,258	66	4,695	2,392	4,484	2,171	40	8	210
1905	1,243	2,551	69	5,023	2,964	4,757	2,617	30	15	297
1906	1,423	2,655	73	5,201	3,817	4,952	3,156	40	16	284

\* This column includes students resident in certain colleges of the Universities of Oxford and Cambridge, which are treated as Hostels for the purpose of the grants paid under the regulations relating to Training Colleges, but are not included in preceding column. The figures are as follows—1903-4, 12 colleges, 41 students; 1904-5, 16 colleges, 51 students; 1905-6, 20 colleges, 66 students.

## ENGLAND AND WALES.

## OF SCHOOL BOARDS.

		PAYMENTS.*							YEARS ENDED 29th SEPT.
Main- tenance of Public Elementary Schools.	In respect of Indus- trial Schools.	Administration.		Loan Charges.		Other Pay- ments.	Total Payments (excluding Capital Expendi- ture).	Capital Expendi- ture.	
		Salaries of Officers other than Teachers	Legal and other expenses of Admini- stration.	Repay- ment of Princi- pal.	Interest on Loans.				
£	£	£	£	£	£	£	£	£	
8,882,404	183,448	239,164	102,468	458,680	665,458	11,012	5,487,624	1,066,634	1891
4,140,406	128,168	248,322	131,274	495,324	689,451	33,485	5,866,425	1,267,364	1892
4,446,474	132,480	260,756	127,482	485,639	723,941	55,327	6,232,114	1,564,708	1893
4,827,300	133,446	274,549	130,734	548,002	759,572	65,573	6,739,182	1,949,576	1894
5,218,306	139,022	285,679	154,640	537,743	817,958	64,629	7,218,081	2,216,353	1895
5,671,214	145,432	291,028	182,807	591,739	872,968	54,734	7,759,917	2,369,425	1896
5,950,026	150,659	298,416	127,594	645,360	914,465	68,718	8,156,237	1,936,291	1897
6,322,518	158,000	308,908	146,342	674,762	940,778	67,418	8,618,796	1,896,279	1898
6,771,019	159,189	324,153	149,412	718,660	969,616	81,662	9,173,710	2,057,657	1899
7,215,636	164,768	348,535	149,625	767,339	996,380	85,659	9,724,942	2,169,923	1900
7,734,323	173,557	354,358	181,506	835,519	1,045,569	92,202	10,418,034	2,435,502	1901
8,196,057	179,429	370,440	159,961	919,348	1,102,970	83,598	11,010,803	2,386,290	1902
7,719,384	160,217	342,187	138,383	891,699	967,288	110,854	10,350,012	2,429,461	1903†
2,201,187		119,521		285,919	304,795	10,827	2,922,199	682,539	1904‡

\* Contributions by one School Board to another are generally included twice under "Payments" and once under "Receipts."

† The Accounts relate to the period from 30th September, 1902, to the Appointed Day under the Education Act, 1902, in the case of those School Boards for whose areas the Appointed Day fell before 29th September, 1903.

‡ Period 30th September, 1903, to the Appointed Day (see previous note), which in these cases fell within the year ended 29th September, 1904.

## EVENING SCHOOLS.\*

YEARS ENDED	Number of Schools recog- nised.	Number of Students† in respect of whom Grants were paid.					
		Age at date of first registration for the Session.			Male.	Female.	Total.
		12 and under 15 years.	15 and under 21 years.	21 years and over.			
31st July, 1901	5,624	96,153	237,567	197,686	267,236	173,482	440,718
" " 1902	5,579	100,316	246,572	192,539	283,619	185,867	469,666
" " 1903	5,706	96,119	249,069	139,481	300,294	187,405	487,699
" " 1904	5,726	108,526	261,647	156,313	319,661	205,626	525,286

\* The figures compiled for years up to 31st July, 1901, relate to the Evening Schools recognised under the Evening Continuation School Code of the late Education Department. They are not therefore comparable with the figures included in this table, which relate to Evening Schools as defined in the Board of Education's "Regulations for Technical Schools, etc." (Ch. 2). The year ended 31st July, 1902, was a transitional year.

† Students in respect of whom grants were paid for attendance at more than one School are counted once for each School. The number of individual students in respect of whom grants were paid was therefore less than the number given in the Table.



## PUBLIC EDUCATION: SCOTLAND.

### EXPENDITURE FROM PARLIAMENTARY GRANTS FOR PRIMARY SCHOOLS IN SCOTLAND.

BRANCHES OF EXPENDITURE FROM GRANTS.	Years ended 31st March.										
	1895-7.	1897-8.	1898-9.	1899-00.	1900-1.	1901-2.	1902-3.	1903-4.	1904-5.	1905-6.	1906-7.
	£	£	£	£	£	£	£	£	£	£	£
Grants for Examination and Attendance of Scholars .....	718,846	729,886	784,518	741,870	747,154	761,255	778,544	795,005	848,400	891,970	928,291
Free Grants for Day Scholars .....	807,734	812,349	881,995	821,806	814,918	817,249	822,702	829,688	844,181	850,857	858,114
Additional Grants to School Boards, § 67 Education (Scotland) Act, 1872 .....	14,608	16,136	34,631	44,138	44,785	50,068	52,082	57,511	65,447	67,187	69,992
Special Grants to Schools in the Highlands and Islands of Scotland .....	1,500	1,500	1,200	1,200	1,200	1,200	1,200	1,200	1,200	..	..
Special Grants to certain School Boards under the Minute of 19th July, 1900 .....	..	..	..	..	..	..	..	..	..	..	10,851
Grants to Voluntary Schools .....	..	12,298	12,458	12,181	12,128	12,297	12,828	18,288	13,348	18,741	14,088
General Aid Grant .....	..	..	..	..	..	..	..	106,000	107,509	180,068	827,569
Grants for Training Teachers .....	33,639	35,486	40,245	42,963	48,564	55,265	59,870	62,738	64,920	65,881	67,293
Inspection .....	36,008	36,250	39,178	39,970	40,824	40,496	39,313	39,859	40,917	40,860	40,834
Administration (including Expenses of Examination of Accounts of School Boards under Act 35 & 36 Vict., c. 62 § 60) .....	12,931	13,785	15,903	16,873	16,738	17,316	17,810	18,448	18,955	18,241	19,301
Pensions and Gratuities to Teachers .....	4,583	4,599	5,363	5,820	7,070	8,895	9,607	10,324	11,041	11,450	12,378
Grants for Agricultural Education .....	2,000	2,000	2,000	2,000	2,900	2,000	2,000	..	..	..	..
Grants for Science and Art and Continuation Classes .....	..	..	60,816	67,478	74,028	79,468	95,145	108,053	113,912	117,931	117,984
<b>Total .....</b>	<b>1,131,839</b>	<b>1,164,289</b>	<b>1,278,297</b>	<b>1,295,387</b>	<b>1,309,405</b>	<b>1,345,497</b>	<b>1,391,099</b>	<b>1,542,089</b>	<b>1,624,830</b>	<b>1,708,201</b>	<b>1,906,696</b>

## NATIONAL EDUCATION: IRELAND.

AMOUNT OF EXPENDITURE BY COMMISSIONERS OF NATIONAL EDUCATION IN IRELAND FROM PARLIAMENTARY GRANTS AND RATES.

Year (ended 31st March).	Teaching Establish- ments, Model and Agricultural Schools and School Farms.	Salaries and other Payments to Teachers and Monitors in National Schools.		Gratuities to Teach- ers on retiring from Service.	Salaries and Allow- ances to Inspectors.	Central Official Establishment.	School Books and School Requisites Net, &c.	Maintenance and Repairs of School Houses.	Miscellaneous.	Total.
		From Parlia- mentary Grants.	From Rates.							
	£	£	£	£	£	£	£	£	£	£
1892-3	69,288	905,097	21,635	568	41,612	25,406	3,113	86,404	4,985	1,108,758
1893-4	71,008	987,528	21,912	208	40,967	26,106	1,919	88,716	5,179	1,193,629
1894-5	73,633	1,021,966	5,868	39	41,420	27,300	4,066	40,071	6,293	1,220,656
1895-6	76,131	1,059,908	7,289	795	41,920	27,509	4,080	51,367	6,775	1,275,674
1896-7	79,240	1,105,908	9,258	237	42,450	28,770	4,459	52,689	7,601	1,330,692
1897-8	81,802	1,067,805	8,038	621	43,073	29,796	4,672	48,325	25,421	1,329,673
1898-9	84,391	1,097,546	8,737	3,186	45,063	29,321	4,397	40,996	26,330	1,339,777
1899-0	86,283	1,108,217	9,320	605	46,010	28,677	4,412	46,127	26,725	1,356,376
1900-1	86,223	1,126,426	1,399	191	47,360	26,220	4,350	49,486	38,848	1,352,406
1901-2	86,208	1,127,256	6	545	49,439	25,396	4,144	39,922	43,506	1,348,507
1902-3	81,041	1,143,742	Nil.	661	50,516	26,342	4,220	44,223	52,163	1,362,923
1903-4	80,387	1,183,146	Nil.	1,168	49,238	25,339	976	25,304	52,331	1,404,069
1904-5	79,567	1,210,612	Nil.	928	47,592	25,045	Nil.	31,153	45,156	1,440,662
1905-6	73,161	1,247,571	Nil.	282	47,107	26,364	Nil.	39,165	32,904	1,466,574
1906-7	86,221	1,236,664	Nil.	1,364	47,109	26,542	Nil.	24,430	32,905	1,454,166

## Area and Population of various Countries

Countries.	Area.		Population 1905.	Countries.	Area.		Population 1905.
	Sq. Miles.				Sq. Miles.		
Russia in Europe :	1,859,196		106,650,900	Holland .....	12,559		5,592,000
Poland .....	49,084		10,607,3 0	Belgium .....	11,370		7,161,000
Finland .....	144,211		2,780,700	France .....	204,321		39,280,000
Total .....	2,052,490		119,033,900	Algeria .....	184,387		4,739,331*
Russia in Asia :				Portugal .....	34,254		5,197,000
Caucasia .....	181,550		10,057,100	Switzerland .....	194,744		18,985,000
Siberia .....	4,817,687		6,493,400	Austria .....	15,469		3,439,000
Central Asia .....	1,327,317		8,595,200	Hungary .....	115,802		27,473,000
Total .....	6,326,554		25,145,700	Italy .....	126,392		20,257,000
Total Russian Empire..	8,379,044		144,184,600	Greece .....	110,659		33,362,000
Norway .....	124,090		2,311,000	Crete .....	24,399		2,434,000†
Sweden .....	172,876		5,296,000	Bulgaria .....	37,189		4,035,648
Denmark .....	15,052		2,574,000	Serbia .....	18,545		2,688,747
Faroe Islands .....	540		15,230†	Roumania .....	50,702		6,480,000
Iceland .....	40,447		78,470†	Egypt Proper .....	12,973		9,734,405‡
German Empire :				United States .....	3,571,492		83,143,000
Prussia .....	134,599		37,293,324	Philippine Islands..	115,026		7,635,426**
Alsace and Lorraine	5,604		1,814,564	Cuba .....	44,000		953,243
Bavaria .....	29,286		6,534,372	Porto Rico .....	3,435		343,000
Saxony .....	5,787		4,508,661	Mexico .....	767,060		13,606,894
Wurtemberg .....	7,531		2,302,179	Costa Rica .....	32,994		322,618**
Baden .....	5,816		2,010,728	Venezuela .....	509,358		2,075,243**
Hesse .....	2,968		1,206,175	Peru .....	695,743		2,669,881‡
Hanse Towns .....	374		1,244,175	Chili .....	291,469		3,401,000
Minor States .....	16,775		3,734,160	Brazil .....	3,218,166		14,334,000‡
Total Germany .....	208,740		60,641,278	Uruguay .....	72,153		1,071,000
				Argentine Republic	1,117,059		5,106,378
				Paraguay .....	171,204		633,299‡
				China .....	3,924,837		—
				Japan .....	147,476		47,756,000
				United Kingdom....	121,371		43,221,000

\* 1901. † 1896. ‡ 1897. \*\* 1903. † 1900. ‡ 1881. a 1876. b 1860. c 1860.

## Variations of Consols.

## New 2½ per Cent. Consolidated Stock.\*

AVERAGE PRICE PER £100 IN EACH MONTH.—1893 to 1906.

	1893	1894	1895	1896	1897	1898	1899	1900	1901	1902	1903	1904	1905	1906
Jan. 94	98½	104½	107	112	112½	111	100½	96½	94	93½	87½	84½	84½	84½
Feb. 94	99½	104½	108½	112½	112½	111½	101	97½	94½	92½	86½	84½	84½	84½
Mar. 94	99½	104½	109½	114½	114½	110½	101½	96½	94	91½	86	84½	84½	84½
Apr. 94	100	105½	111½	112	110½	110½	100½	95½	94½	91½	88	86	84½	84½
May 94	100½	106½	112½	113½	110½	110½	100½	94½	95½	92½	90½	90½	84½	84½
June 94	101½	108½	113	112½	111½	108½	101½	93½	96½	91½	90½	90½	84½	84½
July 94	101½	107½	113½	112½	111½	109½	98½	92½	95	92½	89½	90½	84½	84½
Aug. 94	102½	107½	113½	112½	110½	105½	98½	91½	96	90½	88	90½	84½	84½
Sep. 94	102½	107½	110½	111½	109½	104½	98½	93½	93	89½	88½	89½	84½	84½
Oct. 94	101½	107½	118½	111½	109½	103½	97½	92½	93½	88½	88½	88½	84½	84½
Nov. 94	102½	106½	110½	112½	110½	99½	98½	91½	93	88½	89½	84½	84½	84½
Dec. 94	103½	106½	111½	112½	110½	100½	97½	93½	92½	89½	89½	84½	84½	84½
Avg. 94	101½	106½	110½	112½	110½	106½	99½	94½	92½	90½	88½	89½	84½	84½

\* The rate of interest on Consols was reduced from 3½ to 2½ on April 6th, 1903, and the first dividend at the lower rate became payable on July 5th, 1903.

## PARLIAMENTARY ELECTIONS.

The Writ of Election issues from the office of the Clerk of the Crown in Chancery, both in the case of a general election, and of an election to fill a particular vacancy.

If the particular vacancy occurs during the session, the Speaker's warrant issues on an order made on motion in the House.

If the particular vacancy occurs during a recess, whether by prorogation or adjournment, the Speaker's warrant issues on a certificate under the hands of two members in the case of the death of a member, or of his becoming a peer of Parliament.

The procedure is the same in the case of a member accepting a disqualifying office, but the certificate must be accompanied by a copy of the *Gazette* containing the member's appointment to the office. The member must notify to the Speaker his acceptance of the office by writing under his hand, or by his countersigning the certificate, and the power to issue the warrant is permissive, not obligatory, on the Speaker so that he may, if it appear to him to be doubtful, whether the

acceptance of the office vacates the seat, reserve the question for the decision of the House, and abstain from issuing his warrant.

The acceptance of the Chiltern Hundreds during a recess does not create a vacancy so as to enable the Speaker to issue his warrant for a new writ of election.

If the vacancy arises by reason of a member's bankruptcy, the Speaker's warrant issues on the certificate of the Bankruptcy Court, if by reason of a member's confinement as a lunatic, it issues on the second report of the Commissioners of Lunacy being laid on the table of the House.

Notice of the certificate received by the Speaker must be gazetted, and the warrant must not issue until six days thereafter.

In computing the possible date of an election, it must be remembered that no account should be taken of Sundays, Good Friday, Christmas Day, and days of public fasting or thanksgiving. The following table will be found useful, but care should be taken to note the words in italics :—

### THE PARLIAMENTARY ELECTION TIME-TABLE.

	NOTICE OF ELECTION.	NOMINATION.	POLLING DAY.
Counties .....	On same, or within next two days following receipt of writ.	Not earlier than 4th day after notice of election, or later than 6th day after receipt of writ.	Not earlier than 3rd day, or later than 7th day, after nomination.
District Boroughs .....	On same, or next day.	Do. do.	Do. do.
Boroughs .....	Do. do.	Not earlier than 3rd day after notice of election, or later than 4th day after receipt of writ.	Not earlier than day following, or later than 4th day after nomination.

## EXPENSES OF ELECTIONS.

## PARLIAMENTARY.

The amount of expenditure varies in boroughs and counties according to the number of voters on the register. Space will not permit us to give the various amounts the Returning Officers may charge, but the following table gives the maximum amount he may require as security for his charges. If there are more candidates nominated than there are vacancies, the total amount of security is to be apportioned equally between them. The apportioned security must be given within one hour after the two hours appointed for the election (nomination):—

Number of Electors not exceeding	In Boroughs. £	In Counties. £
1,000 .....	100	150
2,000 .....	150	200
4,000 .....	200	275
7,000 .....	250	400
10,000 .....	300	550
15,000 .....	450	700
20,000 .....	600	800
30,000 .....	800	900
Exceeding 20,000.	700	1,000

If at the end of the two hours appointed for the election (nomination) not more candidates stand nominated than there are vacancies to be filled up, the maximum amount which may be required is £25.

## LEGAL EXPENDITURE (BOROUGHS).

A candidate for a Borough Parliamentary Election may expend money:—

1. In paying one Election Agent, if he does not make himself his own agent; one Polling Agent for each polling station, one Clerk and one Messenger for every 500 electors or fraction thereof in the borough.

2. In printing, advertising, publishing, issuing and distributing addresses and notices.

3. In stationery, messages, postage, and telegrams.

4. In the expenses of holding public meetings.

5. In payment of committee-rooms, not exceeding in number one for each 500

electors, or fraction thereof, in the borough.

6. In payment of the personal expenses of the candidate.

7. In payment of the Returning Officer's charges, not exceeding the amount authorised by the Acts. (See above.)

8. In miscellaneous matters, not including any of the above matters, and not exceeding £200.

The maximum amount a candidate may expend "on account of or in respect of the conduct or management of the election" is in Boroughs:—

No. of Electors.	One Candidate. £	Two Joint Candidates. £
Not exceeding 2,000	350	525
2,000 and under 3,000	380	570
3,000 ..	400	615
4,000 ..	440	660
5,000 ..	470	705
6,000 ..	500	750
7,000 ..	530	795
8,000 ..	560	840
9,000 ..	590	885
10,000 ..	620	930
11,000 ..	650	975

and so on, adding £30 for every complete 1,000 electors in case of one candidate, and £45 in case of two joint candidates.

This maximum is exclusive of the Returning Officer's charges and the candidate's personal expenses (the latter to an amount not exceeding £100). Up to £100 the Candidate is not called upon to render any detailed account; but if over £100 the excess must be paid by the Election Agent and a detailed account sent with the return of the Election Expenses to the Returning Officer.

## COUNTY PARLIAMENTARY ELECTIONS.

The following paid officers may be employed by a candidate:—One Election Agent, one Deputy Election Agent or Sub-Agent for each polling district, one Polling Agent for each polling station, one Clerk and one Messenger for the central committee-room; and if the number of electors on the register exceeds 5,000 then an additional Clerk or Messenger for every complete 5,000 electors or fraction thereof; and, in addition, one Clerk and one Messenger for each polling district; and

also, if the number of electors on the register for each polling district exceeds 500, then an additional Clerk and an additional Messenger for each complete 500 electors or fraction thereof. These may be electors, but if they are so, and are paid, they must not vote.

The maximum amount a candidate may expend in a County Election is:—

No. of Electors.	£
Not exceeding 2,000 .. ..	650
2,000 and under 3,000 .. ..	710
3,000 .. .. 4,000 .. ..	770

No. of Electors.	£
4,000 and under 6,000 .. ..	830
6,000 .. .. 8,000 .. ..	890
8,000 .. .. 10,000 .. ..	950
10,000 .. .. 12,000 .. ..	1,010
12,000 .. .. 14,000 .. ..	1,070
14,000 .. .. 16,000 .. ..	1,130
16,000 .. .. 18,000 .. ..	1,190
18,000 .. .. 20,000 .. ..	1,250

and so on, adding £60 for every complete 1,000 electors; exclusive of the Returning Officer's charges, personal expenses of the candidate, and expenses of conveying voters by sea in certain constituencies.

### Maximum Scale of Election Expenses applicable to County Council and Town Council Contests.

Not exceeding 500 Electors....	£25 0 0
For each Elector above 500 a sum of 3d., viz.:—	
750 Electors .. .. .	2s 2 6
1,000 .. .. .	31 5 0
1,250 .. .. .	34 7 6
1,500 .. .. .	37 10 0
2,000 .. .. .	43 15 0
2,500 .. .. .	50 0 0
3,000 .. .. .	56 5 0
4,000 .. .. .	68 15 0
5,000 .. .. .	81 5 0
Ac., &c.	

sent to the Candidate within 14 days, or they are barred. The accounts must be settled within 21 days, and within 28 days after the election the Candidate must send (1) a return of expenses, with receipts for all bills over 20s.; (2) a declaration made in due form before a Justice of the Peace, to the Town Clerk, or, in County Council elections, to the Returning Officer.

If there are two joint Candidates, the maximum amount for each Candidate is reduced by one-fourth.

Thus, where two joint Candidates contest an election where there are 2,500 electors, the maximum amount they can spend jointly is £75, though fighting separately their expenditure might come to £50 each.

The Returning Officer's Fees do not fall on the Candidates, as in Parliamentary Elections, but on the community.

The above scales do not apply to Parish, District, or London Borough Council, or Guardians' elections.

In County or Town Council elections all claims for expenses must be

### Local Government Who may Vote.

	Parliamentary.	Town Councils.	County Councils.	District and Parochial Councils.	Guardians.
Owners .....	1	—	—	1	1
Occupiers (Male) .....	1	1	1	1	1
(Female) .....	—	*1	*1	1	1
Service Voters .....	1	—	—	1	1
Lodgers .....	1	—	—	1	1

\* Spinsters and widows only.

## REGISTRATION OF ELECTORS.

### Memoranda.

June 20.—LAST DAY for payment of Rates due up to January 5.

Overseers (in Counties) publish on church and chapel doors lists of Freeholders, Leaseholders and Copyholders then entitled to vote as Owners.

July 20.—LAST DAY for Ownership

Claims by persons not on above list (see below).

July 25.—LAST DAY for Old Lodgers already on register, who still occupy same rooms, to send in claims as such.

August 1.—Overseers publish lists of (1) Claimants to be put on Owners' Lists.

(2) Persons on lists as Occupiers

of Dwelling Houses or Tenements.

(3) Old Lodgers.

August 20.—LAST DAY for claims by omitted Occupiers or New Lodgers, and for Objections to Occupiers and Old Lodgers already on list.

August 25.—Overseers publish list of Claims and Objections.

September 5.—LAST DAY for Declaration of Misdescription to reach *Town Clerks or Clerks to the County Council*.

September 8 to October 12.—Revision Courts.

November 1.—Municipal Register comes into force.

January 1 following.—Parliamentary Register comes into force.

### Qualifications.

There are three ways in which *Ownership* in County Divisions gives the necessary qualifications for a vote:—

1.—As Owner of a Freehold Estate of the clear annual value of 40s. or upwards.

2.—As Owner of a Copyhold Estate of land or tenements, for life or lives of others, of the clear annual value of £5.

3.—As a Leaseholder for either 20 years of an Estate of £50 annual value, or for 60 years of £5 annual value.

*Residence* on the property is not required. A freehold situate in a parliamentary borough qualifies the owner for the county vote, unless it is in his own possession.

*Possession*.—The Claimant must have been in actual possession or in receipt of the rents and profits for his own use for six months in the case of Freeholders, or for twelve months in the case of Leaseholders, preceding the 15th July, unless the property has been acquired by descent, marriage, or will.

There are four ways in which *Occupation* gives the vote:—

1.—A **HOUSEHOLDER** must have lived in the same parliamentary borough or division for twelve months preceding the 15th July. He may have removed once or oftener, but so long as each house occupied is within the borough or division, he is

entitled to the franchise "in succession." Any person who separately occupies part of a house over which he has absolute control is entitled to be registered.

2.—A **LODGER** must have occupied rooms in the same house for twelve months preceding the 15th July. The annual value of the rooms, unfinished, is fixed at £10. A son living at home with his parents may claim when by agreement with his father he is the sole occupant of a room in the house, and might, if he chose, look it up and prevent any other member of the family from entering. Every man over 21 who has a right to the exclusive use of a room or rooms, of the required annual value, in his parents' (or any other) house, should therefore claim to be put on the Register as a Lodger. In all cases Lodgers must claim every year.

3.—**SERVICE FRANCHISE**.—Bank Managers, Schoolmasters, Railway Men, Caretakers, Servants, and others who occupy rooms or houses rent free on their employers' property, are entitled to this franchise, provided their employers do not live on the premises.

4.—**OCCUPATION OF A TENEMENT**, Shop, or Office of the clear annual value of £10 yearly. It is not necessary for the tenant to live on or adjoining the premises to qualify for a parliamentary vote, but in parliamentary boroughs he must reside within seven miles of the parliamentary boundary. He must be in occupation for twelve months prior to the 15th July to qualify to be registered.

### Women Voters.

Women (spinsters and widows) who occupy dwelling houses or tenements in their own name are entitled to votes for all elections except parliamentary. Married women under the same conditions can vote in the election of District Councils, Rural and Urban, Parish Councils, Boards of Guardians, and London Borough Councils, though not in Town Council Elections, *except that of the London County Council*.

Husband and wife cannot be registered in respect of the same property

## GENERAL ELECTION, 1906.

## Alphabetical List of Places Represented, their Population (1901 Census), Number of Electors on the Register, Candidates and Poll Figures.

Abbreviations:—*l*—Liberal. *c*—Conservative. *u*—Unionist. *la*—Labour. *lrc*—Labour Representation Committee. *soc*—Socialist. *ind*—Independent. *ft*—Free Trader.

Members marked \* sat in previous Parliament.

**Abercromby**, see Liverpool.  
**Aberdeen.**

*North.*  
Pop. 66,798. Elec. 10,531.  
\*Pirie, Capt. D. V. *l* 4,848  
Kennedy, T. *soc*... 1,934  
Barry, A. M. *c* ... 931

Majority ..... 2,914  
*South.*  
Pop. 77,936. Elec. 12,980.  
\*Bryce, Prof. Jas. *l* 6,778  
Blair, W. G. *u* ... 2,334

Majority ..... 4,444  
On resignation of Prof. Bryce.  
Election 20th Feb., 1907.  
Easement, G. B. *l* 3,779  
McNeill, R. *u* ... 3,412  
Bramley, F. *l* ... 1,740

Majority ..... 367

**Aberdeenshire.**

*East.*  
Pop. 77,483. Elec. 12,509.  
Annand, J. *l* ..... 6,149  
\*Maconochie, A. W. *u* 4,319

Majority ..... 1,830  
On death of Mr. Annand.  
Election 25th February, 1906.  
Murra, Jas. *l* ... Unop  
*West.* Pop. 65,693. Elec. 10,706.  
Henderson,

J. McD. *l* 5,949  
McNeil, R. *c* ..... 2,791

Majority ..... 3,158

**Abingdon**, see Berkshire.  
Accrington, see Lancashire NE  
Alfreton, see Cheshire.  
Andover, see Hampshire.  
Angiers.

Pop. 6,500. Elec. 10,001.  
\*Grubth, Ellis J. *l* 5,356  
Priestley, C. F. *c* ... 2,638

Majority ..... 2,718

**Antrim.** *North.*

Pop. 6,754. Elec. 7,829  
R. Gleadings, *u* 3,757  
\*Moore, W., & *c* *c* 2,969

Majority ..... 788

**Antrim (continued)**

*Mid.* Pop. 44,856. Elec. 7,337.  
\*O'Neill, H. R. T. *c* 3,367  
Verschoyle, Co. *ic* 2,577

Majority ..... 790

*South.*  
Pop. 49,161. Elec. 9,960.  
Craig, C. C. *c* ..... Unop  
*East.* Pop. 53,281. Elec. 8,606.  
\*McAlmont, Col. J. *c* 4,496  
Beddoes, Maj. H. *l* 2,145

Majority ... 2,331

**Appleby**, see Westmorland.

**Arfon**, see Carnarvon.

**Argyllshire.**

Pop. 60,270. Elec. 11,216.  
\*Ainsworth, J. S. *l* 4,507  
Hutchinson, G. A.  
C. *c* ..... 3,012

Majority ..... 1,495

**Armagh.**

*South.*  
Pop. 37,372. Elec. 7,136.  
McKillop, W. *u* ... Unop  
*Mid.* Pop. 41,476. Elec. 6,974.  
\*Lonsdale, J. B. *c* ... Unop

*North.*  
Pop. 46,137. Elec. 7,556.

\*Saunderson, Col. Ec Unop  
On death of Col. Saunderson.  
Election 16th Nov., 1906.

Moore, W. *c* ... 4,229  
Crawford, L. *ic*... 1,433

Majority ..... 2,796

**Ashburton**, see Devon.

**Ashford**, see Kent.

**Ashton-under-Lyne.**

Pop. 51,060. Elec. 6,248.  
Scott, A. H., *l* ..... 4,310  
Whiteley, H. J. *c* ... 3,342

Majority ..... 968

**Aston Manor.**

Pop. 77,310. Elec. 12,149.  
\*Cecil, Evelyn, *c* ... 7,134  
Richardson, J. A. *l* 2,431

Majority ..... 4,703

**Attercliffe**, see Sheffield.

**Aylesbury**, see Bucks.

**Ayr Burghs.**

Pop. 60,877. Elec. 8,031.  
Younger, G. *c* ... 3,766  
\*Dobbie, J. *l* ..... 3,505

Majority ..... 261

**Ayrshire.**

*North.*  
Pop. 87,946. Elec. 15,597.  
\*Cochrane, Hon.  
T. H. A. E. *u* 5,603  
Anderson, A. M. *l* 4,587  
Brown, J. *lab.* ... 2,683

Majority ..... 1,016

*South.*

Pop. 94,833. Elec. 17,479.  
Beale, W. P., K. C. *l* 7,853  
Bell, J. J. *u* ..... 6,611

Majority ..... 1,242

**Banbury**, see Oxford.

**Banffshire.**

Pop. 52,816. Elec. 8,118.  
\*Black, A. W. *l* ... 4,101  
Grant, J. A. *c* ..... 1,901

Majority ..... 2,200

On death of Mr. Black.  
Election 16th Feb., 1907.

Waring, Capt. *l* ... 3,901

Whitelaw, W. *u* ... 1,892

Majority ..... 2,009

**Barkston Ash**, see Yorkshire W.B.

**Barnard Castle**, see Durham.

**Barnsley**, see Yorkshire, W.B.

**Barnstaple**, see Devonshire.

**Barrow-in-Furness.**

Pop. 57,564. Elec. 9,426.  
Duncan, C. *lrc* ... 5,167  
\*Cayzer, Sir C. W. *c* 3,395

Majority ..... 1,772

**Basingstoke**, see Hants.

**Bassetlaw**, see Nottingham.



<b>Bath (2).</b> Pop. 52,758. Elec. 7,968.
<b>Maclean, D. l</b> ..... 4,102
<b>Gooch, G. P. l</b> ..... 4,069
<b>Taynne, Lord A. c</b> 3,123
* <b>Murray, Col. Sir</b> Wyndham c .. 3,088
Majority ..... 946
<b>Battersea.</b> Pop. 102,450. Elec. 15,369.
* <b>Burns, Rt. Hon. J.</b> lab... 7,387
<b>Benn, A. S. c</b> ..... 5,787
Majority ..... 1,600
<b>Bedford.</b> Pop. 35,144. Elec. 5,585.
<b>Barlow, Percy l</b> ... 2,771
* <b>Pym, C. Guy c</b> ... 2,278
Majority ..... 493
<b>Bedfordshire.</b> <i>North, or Biggleswade.</i> Pop. 62,496. Elec. 14,035.
<b>Black, A. W. l</b> ... 6,902
* <b>Compton, Lord A. u</b> 4,298
Majority ..... 2,604
<i>South, or Luton.</i> Pop. 73,609. Elec. 14,459.
* <b>Ashton, T. G. l</b> .. 7,240
<b>Hillier, Dr. A. P. u.</b> 5,387
Majority ..... 1,853
<b>Belfast, East.</b> Pop. 121,784. Elec. 16,002.
* <b>Wolf, G. W. c</b> ... Unop
<i>South.</i> Pop. 73,437. Elec. 9,538.
* <b>Sloan, T. H. ic</b> ... 4,450
<b>Hill, Lord A. c</b> ... 3,634
Majority ..... 816
<i>West.</i> Pop. 64,348. Elec. 8,891.
<b>Devlin, J. n</b> ..... 4,138
<b>Smiley, Capt. J. u.</b> 4,122
<b>Carlsile, A. M. l</b> ... 153
Majority ..... 16
<i>North.</i> Pop. 89,307. Elec. 11,385.
* <b>Dixon, Sir D. c</b> ... 4,907
<b>Walker, W. lre</b> ... 4,616
Majority ..... 291
On death of Sir D. Dixon. Election 17th April, 1907.
<b>Clark, G. u</b> ... 6,021
<b>Walker, W. la</b> ... 4,194
Majority ..... 1,827

<b>Berkshire.</b> <i>North, or Abingdon.</i> Pop. 45,999. Elec. 8,875.
<b>Strauss, E. A. l</b> ... 3,943
<b>Henderson, Cap. c</b> 3,767
Majority ..... 176
<i>East, or Wokingham.</i> Pop. 67,634. Elec. 13,033.
* <b>Gardner, E. c</b> ... 6,075
<b>Haddo, Lord l</b> ... 4,750
Majority ..... 1,325
<i>South, or Newbury.</i> Pop. 55,240. Elec. 11,745.
<b>Mackarness, F. C. l</b> 5,338
* <b>Mount, W. A. c</b> ... 4,936
Majority ..... 402
<b>Bermondsey, see Southwark.</b>
<b>Berwickshire</b> Pop. 30,888. Elec. 5,502.
* <b>Tennant, H. J. l</b> ... 2,975
<b>Bell, R. F. c</b> ... 1,624
Majority ..... 1,351
<b>Berwick-on-Tweed, see</b> Northumberland.
<b>Bethnal Green.</b> <i>North-East.</i> Pop. 63,786. Elec. 7,730.
<b>Cornwall, Sir E. A. l</b> 4,127
* <b>Bhownagree, M. c</b> 2,130
Majority ..... 1,997
<i>South West.</i> Pop. 65,926. Elec. 7,262.
* <b>Pickersgill, E. H. l</b> 3,542
<b>Ridley, S. F. c</b> ... 2,064
Majority ..... 1,478
<b>Bewdley, see Worcester.</b>
<b>Biggleswade, see Bedford.</b>
<b>Birkenhead.</b> Pop. 110,926. Elec. 17,010.
<b>Vivian, H. l</b> ..... 7,074
* <b>Lees, Sir Elliott, c</b> 5,271
<b>Kensit, J. A. ic</b> ... 2,118
Majority ..... 1,803
<b>Birmingham.</b> <i>Bordesley.</i> Pop. 99,022. Elec. 16,653.
* <b>Collings, Jesse u.</b> ... 7,763
<b>Glasier, J. B. lre</b> ... 3,976
Majority ..... 3,787
<i>Central.</i> Pop. 54,142. Elec. 10,870.
* <b>Parke, E. u</b> ... 5,684
<b>Lee, T. G. l</b> ..... 2,075
Majority ..... 3,609

<b>Birmingham (continued).</b> <i>Edgbaston.</i> Pop. 77,536. Elec. 13,230.
* <b>Lowe, Sir F. W. c</b> 7,263
<b>Holland, Hon. L. l</b> 3,103
Majority ..... 4,160
<i>North.</i> Pop. 60,839. Elec. 8,981.
* <b>Middlemore, J. T. u</b> 5,172
<b>Hood, J. l</b> ..... 1,275
Majority ..... 3,897
<i>West.</i> Pop. 76,370. Elec. 12,483.
* <b>Chamberlain, Rt. Hon. J. u</b> 7,173
<b>Outhwaite, R. L. l</b> 2,094
Majority ..... 5,079
<i>South.</i> Pop. 72,171. Elec. 11,611.
* <b>Morpeth, Visct. u</b> 5,541
<b>Stevens, J. V. l</b> ... 2,641
Majority ..... 2,900
<i>East.</i> Pop. 82,522. Elec. 14,469.
* <b>Stone, Sir J. B. c.</b> 5,928
<b>Holmes, J. lre</b> ... 5,343
Majority ..... 585
<b>Birr, see King's County.</b>
<b>Bishop Auckland, see Durham</b>
<b>Blackburn (2)</b> Pop. 127,527. Elec. 21,127.
* <b>Hornby, Sir W.</b> H. c ..... 10,291
<b>Snowden, P. lre</b> ... 10,282
<b>Drage, Geoffrey c.</b> 8,932
<b>Hamer, E. l</b> ..... 8,892
Majority ..... 1,350
<b>Blackpool, see Lancaster, N.</b>
<b>Bodmin, see Cornwall.</b>
<b>Bolton (2).</b> Pop. 130,602. Elec. 20,389.
* <b>Harwood, G. l</b> ... 10,953
<b>Gill, A. H. lre</b> ... 10,416
<b>Goschen, Hu. G. J. c</b> 6,893
Majority ..... 3,723
<b>Bootle, see Lancashire, S. W.</b>
<b>Bordesley, see Birmingham.</b>
<b>Boston.</b> Pop. 20,456. Elec. 3,896.
<b>Faber, G. H. l</b> ..... 1,801
* <b>Garfit, W. c</b> ..... 1,694
Majority ..... 107
<b>Bosworth, see Leicester.</b>
<b>Bow and Bromley, see Tower Hamlets.</b>

**Bradford.**  
*Central.*  
Pop. 61,002. Elec. 9,978.  
Robertson, Sir G. l 4,954  
Gibbs, Hn. Vicary c 3,614

Majority ..... 1,340

*East.*  
Pop. 88,236. Elec. 15,136.  
Priestley, W. E. B. l 8,185  
Caillard, Sir V. c ... 4,277  
Hartley, E. R. Soc. 3,090

Majority ..... 1,908

*West.*  
Pop. 79,429. Elec. 13,965.  
Jowett, F. W. lrc. 4,957  
\*Flower, Sir E. c ... 4,147  
Claridge, W. l ... 3,580

Majority ..... 810

**Brecknockshire.**  
Pop. 57,212. Elec. 12,335.  
Robinson, S. l ... 5,776  
Devoreux, Hn. R. c 3,499

Majority ..... 2,277

Brentford, see Middlesex.  
Bridgaton, see Glasgow.  
Bridgewater, see Somerset.  
Brigg, see Lincoln.

**Brighton (2).**  
Pop. 153,833. Elec. 20,976.  
\*Villiers, E. A. l ... 9,062  
Ridgale, E. A. l ... 8,919  
Tryon, Cap. G. C. c 8,188  
Gordon, Hn. J. E. c 8,178

Majority ..... 731

Brightside, see Sheffield.  
**Bristol.**  
*West.*  
Pop. 70,549. Elec. 9,423.

Gibbs, G. A. c ... 4,267  
Lennard, T. J. l ... 3,902

Majority ..... 365

*North.*  
Pop. 81,510. Elec. 13,061.  
Birrell, A., K. C. l ... 6,953  
Foote, J. A., K. C. u. 4,011

Majority ..... 2,942

*South.*  
Pop. 83,196. Elec. 14,935.  
Davies, W. H. l ... 7,964  
\*Long, Rt. Hn. W. c 6,272

Majority ..... 2,692

*And.*  
Pop. 88,533. Elec. 14,543.  
\*Hothouse, C. E. l 7,935  
Johnston, T. B. u. 3,129

Majority ..... 4,806

**BRIGHTON, see Lambeth.**  
**BROMLEY, see Bow & Becontree.**

**Buckrose, see Yorkshire.**  
**Buckinghamshire.**  
*Mid. or Aylesbury.*  
Pop. 56,742. Elec. 11,661.  
\*Rothschild,

Hon. L. W. u. 5,675

Hocking, Silas K. l 4,463

Majority ..... 1,212

*North, or Bucks.*  
Pop. 59,303. Elec. 12,834.  
Verney, F. W. l ... 6,253  
Fremantle, Hn. T. c 4,673

Majority ..... 1,580

*South, or Wycombe.*  
Pop. 76,244. Elec. 15,050.  
Herbert, T. A. l ... 6,839  
Cripps, S. c ..... 5,626

Majority ..... 1,213

**Burnley.**  
Pop. 85,816. Elec. 15,983.  
Maddison, F. l ... 5,288  
Arbuthnot, G. c ... 4,964  
Hyndman, H. M. Soc 4,932

Majority ..... 324

Burton, see Staffordshire.  
**Bury.**  
Pop. 56,408. Elec. 9,068.

\*Toulmin, G. l ... 4,626  
Lucas, R. J. c ..... 3,499

Majority ..... 1,127

**Bury St. Edmunds.**  
Pop. 16,255. Elec. 2,788.  
Hervey, Cap. F. W. c 1,481  
Yates, W. B. l ..... 1,047

Majority ..... 434

On elevation of Capt. Hervey to Peerage.  
Election 24th Aug., 1907.  
Guinness, Hon. W. c 1,631  
Yates, W. B. l ... 741

Majority ..... 690

**Buteshire.**  
Pop. 16,641. Elec. 2,816.  
\*Lamont, N. l ... 1,637  
Speir, G. c ..... 1,517

Majority ..... 120

**Caithness-shire.**  
Pop. 26,741. Elec. 4,001.  
\*Harmworth, R. L. l 2,686  
Fraser, Sir K. c ... 483

Majority ..... 2,203

**Camberwell.** *North.*  
Pop. 23,776. Elec. 12,519.  
\*Macnamara, T. J. l 6,314  
Hoare, C. H. c ..... 3,497

Majority ..... 2,817

**Camberwell (continued).**  
*Peckham.*  
Pop. 91,432. Elec. 12,401.  
Clarke, C. Goddard l 5,903  
\*Banbury, F. G. c. 3,564

Majority ..... 2,339

*Dulwich.*  
Pop. 97,354. Elec. 15,286.  
\*Rutherford Harris,  
Dr. c ..... 6,639  
Williamson, D. l ... 6,292

Majority ..... 357

On resignation of Dr. R. Harris.  
Election, 16th May, 1908.  
Bonar Law, A. u ... 6,709  
Williamson, D. l ... 5,430

Majority ..... 1,279

**Camborne, see Cornwall.**  
**Cambridge.**  
Pop. 47,737. Elec. 8,850.  
Buckmaster, S., K. C. l 4,232  
Paget, A. H. c ..... 3,924

Majority ..... 308

**Cambridge University.**  
Elec. 6,972.  
Butcher, S. H. u ... 3,030  
Rawlinson, J. F. P.

K. C. c ..... 2,976

\*Gorst, Sir John ... 1,653

Majority ..... 1,397

**Cambridgeshire.**  
*North, or Wisbech.*  
Pop. 51,267. Elec. 11,083.  
Beck, A. C. l ... 5,125  
Garfit, T. C. c ..... 4,980

Majority ..... 1,045

*East, or Newmarket.*  
Pop. 48,850. Elec. 9,934.  
Rose, C. D. l ... 4,666  
Verrall, G. H. c ... 3,883

Majority ..... 783

*West, or Chesterton.*  
Pop. 43,313. Elec. 10,398.  
Montagu, E. S. l ... 4,829  
\*Greene, W. R. c ... 4,316

Majority ..... 513

**Canlachie, see Glasgow.**  
**Canterbury.**  
Pop. 24,229. Elec. 8,868.  
\*Heaton, J. H. c ... 2,210  
Fisher, W. J. l ... 1,262

Majority ..... 948

**Cardiff.**  
Pop. 167,679. Elec. 27,057.  
Guest, Hon. Ivor l 12,434  
Flannery, Sir J. w. c 9,429

Majority ..... 3,005

**Cardiganshire.**

Pop. 60,237. Elec. 13,215.

\*Davies, M. V. *l* ... 5,829  
Richardson, C. *u* ... 2,960

Majority ..... 2,869

**Carlisle.**

Pop. 43,687. Elec. 7,513.

\*F. W. Chance, *l* ... Unop**Carlrow.**

Pop. 36,769. Elec. 5,831.

\*Hammond, J. *n* ... Unop**Cardmarthen District.**

Pop. 35,880. Elec. 6,258.

Williams, W. L. *l* ... 3,902  
Ponsonby, Hn. V. *u* ... 1,808

Majority ..... 2,094

**Cardmarthenshire.**

West. Pop. 44,894. Elec. 9,150.

\*Morgan, J. L. *l* ... Unop

Pop. 54,551. Elec. 10,746.

\*Thomas, Abel *l* ... Unop**Cardnarvon District**

Pop. 32,481. Elec. 5,668.

\*Lloyd-George, D. *l* ... 3,221Naylor, R. A. *u* ... 1,997

Majority ..... 1,224

**Cardnarvonshire.***South, or Eirian.*

Pop. 43,575. Elec. 9,373.

\*Roberts, J. B. *l* ... Unop

Mr. Bryn-Roberts made a County Court Judge.

Election, 5th June, 1906.

Davies, Elis W. *l* Unop*North, or Arlon.*

Pop. 50,479. Elec. 9,948.

\*Jones, W. *l* ... 5,945Hughes, Prof. A. *c* ... 2,533

Majority ..... 3,412

**Cavan County.**

East. Pop. 46,764. Elec. 3,946.

\*Young, S. *n* ... Unop

West. Pop. 50,604. Elec. 8,897.

\*Kennedy, V. P. *n* Unop**Chatham.**

Pop. 78,748. Elec. 13,432.

Jenkins, J. *lrc* ... 6,692Jameson, J. E. *c* ... 4,020

Majority ..... 2,672

**Chelmsford, see Essex.****Chelsea.**

Pop. 83,841. Elec. 11,536.

Horniman, E. J. *l* ... 4,660\*Whitmore, C. A. *c* ... 4,031

Majority ..... 629

**Cheltenham.**

Pop. 52,858. Elec. 8,114.

Sears, J. E. *l* ... 3,910  
\*Agg-Gardner, J. T. *c* ... 3,509

Majority ..... 401

**Chertsey see Surrey.****Cheshire.***Eddisbury.*

Pop. 64,292. Elec. 10,988.

Stanley, Hn. A. L. *l* ... 5,315

Cotton-Joddrell,

Col. E. T. D. *c* ... 4,192

Majority ..... 1,123

*Knutsford.*

Pop. 60,499. Elec. 11,141.

King, A. J. *l* ... 5,296\*Egerton, Hn. A. T. *c* ... 4,596

Majority ..... 700

*Macclesfield.*

Pop. 51,700. Elec. 8,636.

Brocklehurst, W. *l* ... 4,251

\*Bromley-Daven-

port, W. *c* ... 3,757

Majority ..... 494

*Wirral.*

Pop. 100,830. Elec. 19,388.

Lever, W. H. *l* ... 8,833\*Hault, J. *c* ... 7,132

Majority ..... 1,701

*Crewe.*

Pop. 74,545. Elec. 15,061.

\*Tomkinson, J. *l* ... 7,805Welsford, J. H. *c* ... 5,297

Majority ..... 2,508

*Northwich.*

Pop. 69,099. Elec. 12,527.

\*Brunner, Sir J. T. *l* ... 6,343North, Col. B. *u* ... 4,551

Majority ..... 1,792

*Altrincham.*

Pop. 78,796. Elec. 16,492.

Crosaley, W. J. *l* ... 8,321\*Diarrael, C. R. *c* ... 5,672

Majority ..... 2,649

*Hyde.*

Pop. 60,931. Elec. 11,314.

Schwann, C. D. *l* ... 5,545\*Chapman, E. *c* ... 4,452

Majority ..... 1,063

**Chester.**

Pop. 46,204. Elec. 7,913.

Mond, Alfred *l* ... 3,524\*Yerburgh, R. A. *c* ... 3,477

Majority ..... 47

**Chesterfield, see Derby.**Chester-le-Street, see  
Durham.**Chesterton, see Cambridge.****Chichester, see Sussex.****Chippenham, see Wilts.****Chorley, see Lancashire, N.****Christchurch.**

Pop. 67,924. Elec. 9,530.

Allen, A. A. *l* ... 4,634\*Balfour, Maj. K. R. *c* ... 4,067

Majority ..... 567

**Cirencester, see Gloucester.****Clackmannan and Kinross**

Shires.

Pop. 43,315. Elec. 7,919.

\*Wason, E. *l* ... 4,027Clyde, J. A., *k.c. u.* ... 2,648

Majority ..... 1,379

**Clapham.**

Pop. 120,760. Elec. 19,180.

\*Thornton, P. M. *c.* ... 7,912Low, F., *k.c. l.* ... 7,816

Majority ..... 96

**Clare.**

East. Pop. 53,504. Elec. 8,585.

\*Redmond, W. *n* Unop

West. Pop. 57,016. Elec. 8,969.

Halpin, J. *n* ... Unop

Cleveland, see York, N.E.

Clitheroe, see Lancashire, N.E.

Cockermouth, see Cumberland.

**Colchester.**

Pop. 38,351. Elec. 6,426.

\*Pearson, Sir W. *l.* ... 3,122Evans, L. W. *c* ... 2,812

Majority ..... 310

**College Green, see Dublin.****Colne Valley, see York, W. R.****Connemara, see Galway.****Cork City (2).**

Pop. 99,993. Elec. 13,285.

O'Brien, W. *n* ... UnopRoche, A. *n* ... Unop**Cork County.**

East. Pop. 45,245. Elec. 6,272.

\*Douelan, Capt. A. J. *n* Unop

Mid. Pop. 43,779. Elec. 6,894.

Sheehan, D. D. *n* ... Unop

North-East. Pop. 45,572. Elec. 6,497.

\*Abraham, W. *n* ... Unop**Cork North.**

Pop. 43,398. Elec. 6,038.

\*Flynn, J. C. *n* ... Unop

South. Pop. 41,981. Elec. 6,142.

\*Barry, E. *n* ... Unop

**Cork County (continued).**

*West.*  
Pop. 48,817. Elec. 5,883.

\*Gilhooly, J. M. ... Unop

*South-East.*

Pop. 42,623. Elec. 6,001.

\*Crean, E. M. .... Unop

**Cornwall.**

*North-East, or Launceston.*

Pop. 46,391. Elec. 9,888.

Marks, G. C. l. .... 4,658

Sandys, G. J. M. ... 2,736

Majority ..... 1,922

*South-East, or Bodmin.*

Pop. 55,480. Elec. 10,731.

Agar-Robartes,

Hon. T. l. .... 5,201

Grylls, H. B. M. ... 4,029

Majority ..... 1,172

Hon. J. Agar-Robartes unopposed.

Election July 24th, 1906.

**Freeman-Thomas,**

J. F. l. .... 4,969

Sandys, G. J. M. ... 3,876

*Mid, or St Austell.*

Pop. 51,971. Elec. 10,235.

\*McArthur, W. A. l. .... 5,667

Garnett, R. M. .... 2,516

Majority ..... 3,151

*West, or St Ives.*

Pop. 51,318. Elec. 8,980.

Corv, C. J. l. .... 4,244

Pilditch, P. E. M. ... 3,052

Majority ..... 1,192

*North-West, or Camborne.*

Pop. 52,925. Elec. 9,210.

Dunn, A. F. l. .... 4,614

Hewitt, Sir T. K. M. ... 2,384

Jones, J. M. .... 109

Majority ..... 2,230

*Truro.*

Pop. 49,876. Elec. 9,403.

Morgan, G. Hay l. .... 4,187

\*Durning-Lawrence,

Sir F. M. ... 3,683

Majority ..... 504

**Coventry.**

Pop. 65,817. Elec. 13,968.

Mason, A. E. W. l. .... 6,554

Foster, J. K. M. .... 5,462

Majority ..... 1,092

Crews, see Cheshire.

Cricklade, see Wiltshire.

Cromarty, see Ross.

**Croyden.**

Pop. 133,586. Elec. 23,868.

Arnold-Foster,

H. O. M. ... 8,211

Somerset, Somers l. .... 7,573

Stranks, S. S. M. ... 4,007

Majority ..... 638

**Cumberland.**

*North, or Eusdale.*

Pop. 46,310. Elec. 10,811.

Howard, Hon. G. l. .... 4,467

\*Lowther, Claud, C. .... 4,230

Majority ..... 237

*West, or Erromont.*

Pop. 52,604. Elec. 9,093.

Fullerton, H. l. .... 4,067

Lumb, Capt. E. M. ... 3,255

Majority ..... 812

**Cochernmouth.**

Pop. 62,121. Elec. 11,700.

Lawson, Sir W. l. .... 5,349

\*Randles, Sir J. S. C. .... 4,786

Majority ..... 563

On death of Sir Wilfrid Lawson.

Election 3rd August, 1906.

Randies, Sir J. S. C. .... 4,593

Guest, Hon. F. l. .... 3,903

Smillie, R. M. .... 1,436

*Mid, or Penrith.*

Pop. 43,369. Elec. 8,845.

\*Lowther, J. W. C. Unop

**Darlington.**

Pop. 44,496. Elec. 9,078.

\*Pease, H. Pike, M. ... 4,375

Mitchell, I. M. .... 4,087

Majority ..... 288

Dartford, see Kent.

Darwen, see Lancashire.

**Denbigh Distri t.**

Pop. 26,934. Elec. 4,755.

Edwards, Clem l. .... 2,533

\*Kenyon, Hn. G. T. C. .... 1,960

Majority ..... 573

**Denbighshire.**

*East.*

Pop. 54,844. Elec. 11,172.

\*Moss, S. l. .... Unop

Mr. Moss made a County Court

Judge.

Election August 14th 1906.

Hemmerde, E. G. l. .... 5,917

Griffith-Roscowen,

A. S. C. .... 3,126

Majority ..... 2,791

*West.*

Pop. 46,157. Elec. 9,801.

\*Roberts, J. H. l. .... Unop

**Deptford.**

Pop. 110,181. Elec. 15,397.

Bowerman, C. M. ... 8,236

\*Morton, A. H. A. C. .... 4,977

Vivian H. l. .... 726

Majority ..... 1,259

**Derby (2).**

Pop. 105,788. Elec. 19,543.

\*Bell, R., lab. .... 10,361

\*Roe, Sir T. l. .... 10,239

Halford, Cap. J. B. C. .... 6,421

Churchill, E. S. C. ... 6,409

Majority ..... 3,818

**Derbyshire.**

*West.*

Pop. 58,675. Elec. 11,443.

\*Cavendish, V. M. ... 5,283

Hinners, E. l. .... 4,724

Majority ..... 559

**High Peak.**

Pop. 63,272. Elec. 11,154.

\*Partington, O. l. ... 5,450

Profumo, A. C. .... 4,662

Majority ..... 788

**Ilkerton.**

Pop. 84,914. Elec. 17,216.

\*Foster, Sir W. l. ... 9,655

Tipper, L. C. .... 5,358

Majority ..... 4,297

**South.**

Pop. 76,493. Elec. 16,326.

Raphael, H. H. l. .... 7,961

\*Gretton, J. C. .... 6,468

Majority ..... 1,493

**Mid.**

Pop. 67,384. Elec. 12,757.

\*Jacoby, J. A. l. ... 7,065

Cresswell, S. C. .... 3,475

Majority ..... 3,590

**North-East.**

Pop. 81,157. Elec. 15,896.

\*Bolton, T. D. l. ... 7,665

Court, Dr. J. M. ... 5,896

Majority ..... 1,769

On death of Mr. Bolton.

Election 30th Jan., 1907.

Barvey, W. E. l. .... 6,644

Court, Dr. M. ... 5,915

Majority ..... 729

**Chatterfield.**

Pop. 62,426. Elec. 15,077.

Haslam, J. lab. .... 7,254

Locker-Lampson,

G. T. C. .... 5,590

Majority ..... 1,664

Devizes, see Wilt.

<b>Devonport (2)</b> Pop. 78,069. Elec. 14,978.	<b>Donegal.</b> North. Pop. 43,346. Elec. 8,917.	<b>Dublin City.</b> College Green. Pop. 74,385. Elec. 9,256.
*Kearley, H. E. l. ... 6,923	O'Doherty, P. n ... Unop	*Nannetti, J. P. n. Unop
*Benn, J. W. l. ... 6,527	East. Pop. 41,589. Elec. 5,794.	St. Stephen's Green. Pop. 66,608. Elec. 8,816.
Jackson, Sir J. c. ... 5,239	McVeigh, C. n. ... Unop	*Waldron, L. A. n. 4,055
Holme-Sumner, F. c. 5,080	South. Pop. 42,276. Elec. 6,189.	Ireland, W. c. ... 2,581
Majority ..... 1,288	*Macneill, J. G. Swift. K. C., n. ... Unop	Majority ..... 1,474
<b>Devonshire.</b> East, or Honiton. Pop. 51,513. Elec. 9,797.	West. Pop. 46,414. Elec. 6,953.	Dublin Harbour. Pop. 76,257. Elec. 8,813.
*Kennaway, Sir J. c. 4,854	*Law, H. A. n. ... Unop	*Harrington, T. n. 3,638
Luke, W. B. l. ... 3,711	Dorset. North. Pop. 43,099. Elec. 8,490.	Mahon, J. L. u. ... 872
Majority ..... 1,143	*Wills, A. W. l. ... 4,153	Majority ..... 2,766
North-East, or Tiverton. Pop. 51,562. Elec. 9,248.	Baker, Sir R., Bt. c. 3,508	St. Patrick's. Pop. 69,078. Elec. 8,300.
*Walrond, Hon. L. c. 4,455	Majority ..... 645	*Field, W. n. ... Unop
Reed, W. H. l. ... 3,970	East. Pop. 62,799. Elec. 13,557.	Dublin County. South. Pop. 82,070. Elec. 10,549.
Majority ..... 485	*Lyell, C. H. l. ... 6,104	*Long, Walter c. ... 3,269
North, or South Molton. Pop. 42,627. Elec. 8,542.	Van Raalte, C. c. ... 6,083	Hazleton, R. n. ... 3,926
*Lambert, G. l. ... Unop	Majority ..... 21	Majority ..... 1,343
North-West, or Barnstaple. Pop. 62,965. Elec. 12,908.	South. Pop. 61,056. Elec. 10,345.	North. Pop. 81,283. Elec. 13,968.
*Soares, E. J. l. ... 6,510	Scarlsbrick, T. T. l. 5,035	*Clancy, J. J. n. ... Unop
Horne, W. E. u. ... 4,465	*Brymer, W. E. c. ... 4,411	Dublin University (2). Elec. 4,762.
Majority ..... 2,045	Majority ..... 624	*Carson, Sir E., K. C., c. ... Unop
Torruay. Pop. 59,405. Elec. 10,343.	West. Pop. 36,008. Elec. 7,413.	*Campbell, J. H. K. C., c. ... Unop
*Layland-Barratt, F. l. 4,856	*Williams, Col. R. c. 3,671	Dudley. Pop. 96,988. Elec. 17,564.
Lopes, H. Y. B. c. 4,396	Haye, J. J. l. ... 2,834	Hooper, A. G. l. ... 8,296
Majority ..... 460	Majority ..... 837	Claughton, G. H. c. 7,542
South, or Totnes. Pop. 46,764. Elec. 9,370.	Dover. Pop. 39,558. Elec. 6,393.	Majority ..... 754
*Mildmay, F. B. u. 5,226	*Wynndham, G. c. ... 3,269	Dulwich, see Camberwell.
Edmunds, L., K. C. l. 2,998	Bryce, R. J. l. ... 1,705	Dumbartonshire. Pop. 90,722. Elec. 16,335.
Majority ..... 2,228	Majority ..... 1,564	White, J. D. l. ... 7,404
West, or Tavistock. Pop. 56,934. Elec. 13,989.	Down. South. Pop. 48,223. Elec. 8,036.	Brock, H. c. ... 6,937
Luttrell, H. C. F. l. 6,405	*J. MacVeagh, n. ... 3,910	Majority ..... 467
*Spear, J. W. u. ... 5,196	Smiley, Lt. P. K. u. 3,262	Dumfries District. Pop. 27,799. Elec. 3,790.
Majority ..... 1,209	Majority ..... 648	Gulland, J. W. l. ... 2,035
Mid, or Ashburton. Pop. 53,315. Elec. 10,429.	West. Pop. 44,920. Elec. 8,574.	Glover, J. G. c. ... 1,402
*Eve, H. T. K. C., l. 5,079	*Liddell, H. c. ... Unop	Majority ..... 633
Bell, Capt. E. F. M. n. 3,790	On death of Mr. Liddell. Election 6th Sept., 1907.	Dumfriesshire. Pop. 52,586. Elec. 9,394.
Majority ..... 1,289	Hill, Lord A. c. ... 3,702	Molteno, P. A. l. ... 4,814
Dewsbury. Pop. 74,348. Elec. 13,951.	Beattie, A. l. ... 2,918	Browne, J. H. B., K. C., c. ... 3,431
*Runciman, W. l. ... 6,764	East. Pop. 47,136. Elec. 8,072.	Majority ..... 1,383
Boyd-Carpenter, W. R. c. 2,959	Craig, Capt. J. c. ... 4,011	
Turner, B. lrc. ... 2,629	*Wood, J. n. ... 3,341	
Majority ..... 3,805	Majority ..... 670	
Doncaster, see Yorks. W. R.	North. Pop. 55,519. Elec. 9,852.	
	*Corbett, T. L. c. ... 4,879	
	Adams, A. ic. ... 2,603	
	Majority ..... 2,275	

**Dundee (2).**  
Pop. 159,040. Elec. 19,492.

\*Robertson, E. l. . . . . 9,276  
Wilkie, A. lrc . . . . . 6,823  
Robson, H. l. . . . . 6,122  
Shackleton, E. H. l. . . . . 3,865  
Smith, A. D. c. . . . . 3,183

Majority . . . . . 711

**Durham City.**  
Pop. 14,935. Elec. 2,580.

Hills, J. W. u. . . . . 1,313  
\*Elliott, Hon. A. u. . . . . 880

Majority . . . . . 433

**Durham.**  
*Jarros.*  
Pop. 82,043. Elec. 17,023.

\*Palmer, Sir C. M. l. . . . . 8,047  
Curran, P. lrc . . . . . 5,093

Majority . . . . . 2,954

On death of Sir C. Palmer.  
Election 4th July, 1907.

Curran, Pete, lrc. 4,698  
Rose-Innes, P. c. . . . . 3,930  
Hughes, S. L. l. . . . . 3,474  
O'Hanlon, J. n. . . . . 2,124

Majority . . . . . 768

*Houghton-le-Spring.*  
Pop. 79,887. Elec. 15,711.

\*Cameron, R. l. . . . . 9,429  
Williams, R. E. u. . . . . 3,639

Majority . . . . . 5,790

*Mid.*  
Pop. 74,743. Elec. 13,733.

\*Wilson, J. l. . . . . Unop

*Barnard Castle.*  
Pop. 60,497. Elec. 11,617.

\*Henderson, A. lrc 5,540  
Bell, Capt. E. c. . . . . 3,888

Majority . . . . . 1,652

*Bishop Auckland.*  
Pop. 66,223. Elec. 12,790.

\*Paulton, J. M. l. . . . . 7,430  
Markham, G. E. c. . . . . 3,056

Majority . . . . . 4,374

*Chester-le-Street.*  
Pop. 93,175. Elec. 20,910.

Taylor, J. W. (ab.) . . . . . 8,085  
Shafto, S. D. c. . . . . 4,895  
Barrett-Tebb, A. l. 4,660

Majority . . . . . 3,100

*North West.*  
Pop. 82,579. Elec. 16,384.

\*Atherley-Jones,  
L., k. c. l. . . . . 9,146  
Filmer, Sir R., Bt. c 3,993

Majority . . . . . 5,153

**Durham (continued).**  
*South-East.*  
Pop. 70,166. Elec. 16,690.

\*Lambton,  
Hon. F. W. u. Unop

Raling, see Middlesex.  
Eastbourne, see Sussex.  
East Grinstead, see Sussex.  
East Toxteth, see Liverpool.  
Eccles, see Lancashire, S. E.  
Ecclesall, see Sheffield.  
Eddisbury, see Cheshire.  
Edgbaston, see Birmingham.  
Edinburgh & St. Andrew's  
Universities.  
Elec. 11,131.

\*Tuke, Sir J. B. c. . . . . 4893  
Loe-Strachey, J.  
St. ft . . . . . 2310

Majority . . . . . 2,583

**Edinburgh City. South.**  
Pop. 107,208. Elec. 16,832.

Dewar, A., k. c. l. . . . . 8,945  
Smith, W. C., k. c. u 5,085

Majority . . . . . 2,860

*East.*  
Pop. 73,181. Elec. 11,572.

\*McCrae, G. l. . . . . 6,606  
Dawson, Dr. R. u. . . . . 2,432

Majority . . . . . 4,174

*West.*  
Pop. 55,464. Elec. 8,930.

\*M'iver, Sir L., Bt. u 3,949  
Courtney, L. H. l. . . . . 3,643

Majority . . . . . 306

*Central.*  
Pop. 62,362. Elec. 6,936.

Price, C. E. l. . . . . 3,935  
Walker,  
Capt. J. D. u 1,857

Majority . . . . . 2,078

**Edinburghshire.**  
*Midlothian.*  
Pop. 91,867. Elec. 15,711.

Dalmey, Lord l. . . . . 8,348  
Usher, F. J. c . . . . . 5,131

Majority . . . . . 3,217

Edgbaston, see Birmingham.  
Egremont, see Cumberland.  
Elfon, see Carnarvon.

**Elgin District.**  
Pop. 33,498. Elec. 4,867.

\*Sutherland, J. E. l. 2,742  
Mackenzie, B. c . . . . . 786

Majority . . . . . 1,936

**Elgin and Nairn.**  
Pop. 37,975. Elec. 5,757.

Williamson, A. l. . . . . 3,006  
Hope, H. c . . . . . 1,546

Majority . . . . . 1,460

Ellard, see Yorkshire, W. R.  
Enfield, see Middlesex.  
Epping, see Essex.  
Epsom, see Surrey.  
Eskdale, see Cumberland.

*Essex.*  
*North-East, or Harwich.*  
Pop. 62,691. Elec. 13,144.

Levy-Lever, A. l. . . . . 5,650  
Newton, H. K. c. . . . . 5,308

Majority . . . . . 342

*West, or Epping.*  
Pop. 58,806. Elec. 11,374.

\*Lockwood,  
Col. Mark c. 5,204

Heward, S. B. l. . . . . 4,030

Majority . . . . . 1,174

*South, or Romford.*  
Pop. 217,090. Elec. 45,579.

Bethell, J. H. l. . . . . 21,534  
\*Sinclair, L. c . . . . . 12,679

Majority . . . . . 8,855

*East, or Malden.*  
Pop. 53,148. Elec. 10,613.

Bethell, T. R. l. . . . . 4,773  
\*Strutt, Hon. C. H. c 4,624

Majority . . . . . 149

*Mid, or Chelmsford.*  
Pop. 62,617. Elec. 11,767.

\*Raech, Sir F. C. c 4,915  
Dence, A. H. l. . . . . 4,461

Majority . . . . . 454

*South-East, or Southend.*  
Pop. 96,967. Elec. 20,591.

Whitehead, R. l. . . . . 9,230  
Newman,  
Capt. J. R. c 7,170

Majority . . . . . 2,060

*South-West, or Walthamstow.*  
Pop. 183,567. Elec. 35,321.

Simon, J. A. l. . . . . 15,011  
Shard, W. L. c . . . . . 11,074

Majority . . . . . 3,937

*North, or Saffron Walden.*  
Pop. 43,042. Elec. 8,779.

\*Pease, J. A. l. . . . . 4,203  
Bartelot,  
Sir W., Bt. c 2,935

Majority . . . . . 1,268

Everton, see Liverpool.  
Evesham, see Worcester.  
Exchange, see Liverpool.

<b>Exeter.</b> Pop. 53,141. Elec. 9,567.	<b>Flintshire.</b> Pop. 59,026. Elec. 11,892.	<b>Glamorgan (continued).</b> <i>West, or Gower.</i> Pop. 63,285. Elec. 13,634.
<b>Kekewich, Sir G. I.</b> 4,469	* <b>Lewis, J. H. I.</b> 6,294	<b>Williams, J. Iab</b> ... 4,841
* <b>Vincent, Sir E. c.</b> 4,384	<b>Edwards, Col. H. c</b> 3,572	<b>Williams, T. J. I.</b> ... 4,522
Majority ..... 85	Majority ..... 2,722	<b>Helme, E. c</b> ... 1,939
<b>Eye, see Suffolk.</b>	<b>Forest of Dean, see Gloucester.</b>	Majority ..... 319
<b>Falkirk Burghs.</b> Pop. 78,931. Elec. 12,068.	<b>Forfarshire.</b> Pop. 69,658. Elec. 12,644.	<i>Mid.</i> Pop. 82,723. Elec. 16,300.
* <b>Macdonald,</b> J. A. M. I 5,158	* <b>Sinclair, Capt. J. I.</b> 6,796	* <b>Evans, S. T., K. C. I</b> Unop
<b>Keith, H. S. c</b> ... 3,176	<b>Bernard, J. M. u.</b> ... 3,277	<i>Rhondda.</i> Pop. 88,968. Elec. 15,131.
<b>Gilmour, D. Iab</b> ... 1,763	Majority ... 3,519	* <b>Abraham, W. I.</b> ... Unop
Majority ..... 1,982	<b>Frome, see Somerset.</b>	<b>Glasgow.</b>
<b>Falmouth, see Penryn.</b>	<b>Fulham.</b> Pop. 137,349. Elec. 20,620.	<i>Blackfriars &amp; Hutchesontown</i> Pop. 76,122. Elec. 9,761.
<b>Fareham, see Hants.</b>	<b>Davies, T. I</b> ... 8,037	<b>Barnes, G. N. Irc</b> ... 3,284
<b>Faversham, see Kent.</b>	* <b>Fisher, W. Hayesc</b> 7,407	* <b>Law, A. Bonar c</b> 2,974
<b>Fermanagh.</b>	Majority ..... 630	<b>Provand, A. D. I</b> ... 2,058
<i>North.</i> Pop. 33,437. Elec. 5,083.	<b>Gainsborough, see Lincoln.</b>	Majority ..... 310
<b>Fetherstonhaugh,</b> G. c 2,419	<b>Galway City.</b> Pop. 16,245. Elec. 2,202.	<i>Bridgeton.</i> Pop. 91,242. Elec. 11,421.
* <b>Mitchell, E. ic</b> ... 2,331	* <b>Devlin, C. R. n.</b> ... Unop	<b>Cleland, J. W. I</b> ... 5,585
Majority ..... 88	On retirement of Mr. Devlin. Elec. Nov. 3, 1906.	* <b>Dickson, C. S. K. c c c</b> 4,019
<i>South.</i> Pop. 31,806. Elec. 5,369.	<b>Gwynn, S., n.</b> ... 983	Majority ..... 1,566
* <b>Jordan, J. n</b> ... Unop	<b>Shawe-Taylor, n.</b> 559	<i>Camlachie.</i> Pop. 78,011. Elec. 10,174.
<b>Fifeshire, West.</b> Pop. 77,037. Elec. 15,272.	Majority ..... 426	* <b>Cross, A. n</b> ... 3,119
* <b>Hope, J. D. I</b> ... 6,692	<b>Galway County.</b> <i>Connemara.</i> Pop. 46,580. Elec. 6,438.	<b>Pringle, W. M. R. I</b> 2,871
<b>Constable, N. B. c</b> 1,776	* <b>O'Malley, Wm. n</b> Unop	<b>Burgess, J. Irc</b> ... 2,568
Majority ..... 4,916	<i>North.</i> Pop. 46,306. Elec. 7,689.	Majority ..... 249
<i>East.</i> Pop. 51,475. Elec. 9,998.	<b>Higgins, T. n</b> ... 2,585	<b>Collye, Pop. 112,492. Elec. 15,741</b>
* <b>Asquith,</b> H. H., K. C. I. 4,723	* <b>Nolan, Col. J. P. n</b> 1,064	<b>Watt, H. A. I</b> ... 7,359
<b>Gilmour, Maj. J. c.</b> 3,279	Majority ..... 1,521	* <b>Maxwell,</b> Sir J. S., Bt. c 5,676
Majority ..... 1,444	On death of Mr. Higgins. Election 23rd Feb., 1906.	Majority ..... 1,683
<b>Finsbury.</b> <i>Holborn.</i> Pop. 61,949. Elec. 9,242.	<b>Hazleton, Rich. n</b> Unop	<i>St. Roloz.</i> Pop. 118,626. Elec. 19,369.
* <b>Remnant, J. F. c.</b> 3,881	<i>East.</i> Pop. 44,363. Elec. 7,197.	<b>Wood,</b> T. McKinnon I 9,453
<b>Miall, Dr. S. I.</b> ... 2,706	* <b>Roche, J. n.</b> ... Unop	* <b>Wilson, John n</b> ... 6,048
Majority ..... 1,175	<i>South.</i> Pop. 41,189. Elec. 6,362.	Majority ..... 3,405
<b>Central. Pop. 64,066. Elec. 8,279.</b>	* <b>Duffy, W. J. n</b> ... Unop	<i>Tradeston.</i> Pop. 71,278. Elec. 10,449.
<b>Steadman, W. C. Ia</b> 3,493	<b>Gateshead.</b> Pop. 109,887. Elec. 18,614.	* <b>Corbett,</b> A. Cameron n 4,416
<b>Goulding, E. A. c.</b> 2,799	* <b>Johnson, J. I &amp; Ia</b> 9,651	<b>Mason, D. M. I</b> ... 4,063
Majority ... 694	<b>Angier,</b> Sir T. V. S. n 5,126	<b>Rosenthal, A. c</b> ... 245
<i>East.</i> Pop. 39,530. Elec. 5,326.	Majority ..... 4,525	Majority ..... 353
* <b>Baker, J. Allen I</b> 2,461	<b>Glamorganshire.</b> <i>East.</i> Pop. 105,568. Elec. 20,338.	<b>Central. Pop. 74,601. Elec. 15,616</b>
<b>Welby,</b> Col. A. C. E. c 1,772	* <b>Thomas,</b> Sir Alfred I Unop	<b>Torrance, A. M. I.</b> 6,720
Majority ..... 689	<i>South.</i> Pop. 103,905. Elec. 20,541.	* <b>Baird, J. G. A. c.</b> 6,289
<b>Filnt District.</b> P. p. 21,407. Elec. 3,650.	<b>Brace, W. Iab</b> ... 10,514	Majority ..... 431
<b>Idris, T. H. W. I.</b> 1,899	* <b>Wyndham-Quin,</b> Col. c ... 6,096	
<b>Bankes, J. E., K. C. c</b> 1,223	Majority ..... 4,418	
Majority ..... 376		

<b>Glasgow and Aberdeen Universities.</b> Elec. 10,646	<b>Great Grimsby.</b> Pop. 78,198. Elec. 16,058.	<b>Hammersmith.</b> Pop. 111,976. Elec. 14,007.
Craik, Sir H. c ..... 3543	*Doughty, Sir G. u 6,349	*Bull, Sir W. J. c. 5,111
Murison, Prof. A. F. l 2,450	Haldimstein, H. H. l 4,040	Blaklock, G. l ..... 4,562
Smith, Prof. W. R. u 1,240	Proctor, T. lrc ..... 2,248	Beit, G. soc ..... 885
Majority ..... 1,093	Majority ..... 2,309	Majority ..... 549
<b>Gloucester.</b> Pop. 46,146. Elec. 8,043.	<b>Great Yarmouth.</b> Pop. 51,250. Elec. 9,169.	<b>Hampshire.</b> <i>North, or Basingstoke.</i> Pop. 82,968. Elec. 12,049
*Rea, Russell l ..... 3,921	Fell, A. c ..... 4,071	*Jeffreys, A. F. c ... 4,825
Terrell, H., K.C. c. 3,619	White, J. M. l ..... 3,835	Verney, H. C. W. l 4,705
Majority ..... 302	Majority ..... 236	Majority ..... 120
<b>Gloucestershire.</b> <i>North or Trunkbury.</i> Pop. 51,256. Elec. 13,226.	<b>Greenock.</b> Pop. 67,672. Elec. 7,821.	<i>On death of Mr. Jeffreys Election 14th March, 1908.</i>
Hicks-Beach, Hon. M. H. c 5,321	Stewart, H. l ..... 3,596	Salter, A. C. u ... 4,852
Lister, R. A. l ... 5,194	*Reid, J. c ..... 3,254	Verney, H. C. W. l 4,593
Majority ..... 127	Majority ..... 342	Polden, T. E. ind. 467
<b>East or Cirencester.</b> Pop. 49,655. Elec. 9,873.	<b>Guildford, see Surrey.</b>	Majority ..... 259
Essex, R. W., l ... 4,517	<b>Greenwich.</b> Pop. 95,620. Elec. 13,019.	<i>West, or Andover.</i> Pop. 52,238. Elec. 10,423.
*Bathurst, Hon. A. B. c ... 4,011	Jackson, R. S. l ... 4,906	Faber, Capt. W. V. c 4,603
Majority ..... 506	Benn, I. H. c ..... 3,565	Judd, G. l ..... 4,524
<b>South, or Thornbury.</b> Pop. 72,727. Elec. 14,096.	*Cecil, Lord Hugh c 2,356	Majority ..... 79
Rendall, A. l ..... 7,370	Majority ..... 1,341	<i>New Forest.</i> Pop. 52,870. Elec. 11,030.
*Colston, C. E. H. A. c 5,240	<b>Hackney.</b> <i>Central.</i> Pop. 67,612. Elec. 8,779.	Hobart, Sir Robt. l 4,949
Majority ..... 2,130	Spicer, A. l ..... 3,998	*Compton, H. F. c 4,901
<b>Forest of Dean.</b> Pop. 63,258. Elec. 9,998.	*Allhusen, A. H. c 3,382	Majority ..... 48
*Dilke, Sir C. W., Bt l Unop	Majority ..... 616	<i>South, or Fareham.</i> Pop. 81,593. Elec. 17,398.
<b>Mid or Stroud.</b> Pop. 54,520. Elec. 10,620.	<i>North.</i> Pop. 84,253. Elec. 11,334.	*Lee, A. H. c ... 7,683
*Allen, C. P. l ..... 5,401	Hart-Davies, T. l. l 4,655	Evatt, Surg.-Gen. E. M. l 6,331
Stewart, W. B. c ... 4,221	*Bousfield, W. R., K.C. c. 4,431	Majority ..... 1,352
Majority ..... 1,180	Majority ..... 224	<i>East, or Petersfield.</i> Pop. 50,366. Elec. 9,983.
<b>Corton, see Lancashire, S.E.</b>	<i>South.</i> Pop. 101,750. Elec. 13,126.	*Nicholson, W. G. c 4,349
<b>Govan, see Lanark.</b>	Bottomley, H. l ... 6,736	Money-Coutts, H. B. l 4,253
<b>Gower, see Glamorgan.</b>	*Robertson, T. H. c 3,257	Majority ..... 96
<b>Grantham.</b> Pop. 18,001. Elec. 3,383.	Riley, Rev. W. d. l 804	<b>Hampstead.</b> Pop. 82,329. Elec. 11,467.
*Priestley, A. l ... 1,663	Majority ..... 3,479	Fletcher, J. S. c ... 4,934
Brassy, L. A. C. c. 1,554	<b>Haddingtonshire.</b> Pop. 38,795. Elec. 7,224.	*Rowe, G. F. l ... 4,461
Majority ..... 109	*Haldane, R. B. l ... 3,469	Majority ..... 473
<b>Gravesend.</b> Pop. 58,768. Elec. 6,568.	Sellar, G. Craig u ... 2,263	<b>Handsworth, see Staffs.</b>
*Parker, Sir Gilbert c ... 3,102	Majority ..... 1,180	<b>Hanley.</b> Pop. 100,290. Elec. 16,156.
Geary, Sir W., Bt. l 1,413	<b>Haggerston, see Shoreditch.</b>	Edwards, E. lab ... 9,183
Macpherson, J. lrc. 873	<b>Halifax (2).</b> Pop. 68,809. Elec. 15,316.	*Heath, A. H. c ... 4,287
Majority ..... 1,639	*Whitley, J. H. l ... 9,354	Majority ..... 4,896
	Parker, J. lrc ..... 8,937	<b>Harboro, see Leicester.</b>
	*Crossley, Sir S. Bt. u 5,041	<b>Harbour, see Dublin.</b>
	Majority ..... 3,896	<b>Harrow, see Middlesex.</b>
	<b>Hallam, see Sheffield.</b>	<b>Hartlepool.</b> Pop. 60,310. Elec. 14,668.
	<b>Hallamshire, see York, W.R.</b>	*Furness, Sir C. L. Unop
		Harwich, see Essex.



**Hastings.**

Pop. 82,913. Elec. 8,758.  
 Du Cros, H. c ..... 4,348  
 \*Freeman-Thomas,  
     F. l. ... 3,935

Majority ..... 413

**Hawick District.**

Pop. 35,826. Elec. 6,053.  
 \*Shaw, T., K. C. l. ... 3,125  
 Doyle, Sir A. C. u. 2,444

Majority ..... 681

Henley, see Oxford.

**Hereford.**

Pop. 21,382. Elec. 3,852.  
 \*Arkwright, J. S. c 1,934  
 Lucas-Scudamore,  
     Col. E. S. l 1,692

Majority ..... 242

**Herefordshire.**

*North, or Leominster.*  
 Pop. 44,629. Elec. 9,328.  
 Lamb, E. l ..... 3,892  
 \*Rankin, Sir J., Bt. c 3,864

Majority ..... 28

*South, or Ross.*

Pop. 48,390. Elec. 10,394.  
 Gardner, Col. A. l. 4,497  
 \*Clive, Capt. P. A. u 4,185

Majority ..... 312

**Hertfordshire.**

*North, or Hitchin.*  
 Pop. 47,490. Elec. 9,820.  
 Bertram, J. l ..... 4,157  
 Miller, J. J. W. c. 4,081

Majority ..... 76

*East, or Hertford.*

Pop. 59,419. Elec. 11,124.  
 \*Smith, Abel H. c. 4,836  
 Buxton, C. R. l ... 4,756

Majority ..... 80

*Mid, or St. Albans.*

Pop. 63,243. Elec. 12,497.  
 Cavile, Col. E. H. c 5,856  
 \*Slack, J. Banford l 5,374

Majority ..... 552

*West, or Watford.*

Pop. 80,198. Elec. 16,741.  
 Micklem, N., K. C. l 7,612  
 \*Halsey, T. F. c ... 6,136

Majority ..... 1,476

Hexham, see Northumberland

Heywood, see Lancashire, S. E.

High Peak, see Derby.

Hitchin, see Hertfordshire.

Holborn, see Finsbury.

Holderness, see Yorkshire, EB

Holland, see Lincolnshire.

Holmfirth, see Yorkshire, W. R.

Honiton, see Devon.

Horncastle, see Lincoln.

Hornsey, see Middlesex.

Horsham, see Sussex.

Houghton-le-Spring, see

Durham.

Houghton West, see Lancs.

Howdenshire, see Yorks. E. R.

Hoxton, see Shoreditch.

Huddersfield.

Pop. 96,383. Elec. 17,568.

\*Woodhouse, Sir J. T. l 6,302

Williams, T. R. lrc 5,813

Fraser, J. F. c ..... 4391

Majority ..... 489

On retirement of Sir J.

Woodhouse.

Election 28th Nov., 1904.

Sherwell, A. l .. 5,762

Williams, T. R. lrc 5,422

Fraser, J. F. c .. 4,844

Majority ..... 340

**Hull.**

*East.*

Pop. 82,319. Elec. 13,087.

Ferens, T. R. l ..... 6,581

Davies, L. c ..... 4,519

Majority ..... 2,362

*Central.*

Pop. 60,737. Elec. 8,861.

\*King, Sir H. S. c. 4,345

Bentham, G. J. lab 3,167

Majority ..... 1,178

*West.*

Pop. 96,820. Elec. 20,192.

\*Wilson,

Hon. C. H. W. l 8,655

Sherburn, Sir J. u. 6,405

Majority ..... 2,247

On elevation of Mr. Wilson

to Peage.

Election, Nov. 29, 1907.

Wilson, Hon. Guy l 5,623

Bartley, Sir Geo u 5,382

Holmes, J. lab ..... 4,5 2

Majority ..... 241

**Huntingdonshire.**

*South, or Huntingdon.*

Pop. 22,913. Elec. 5,272.

Whitbread, S. H. l 2 426

Cater, J. c ..... 1,957

Majority ..... 469

*North, or Ramsey.*

Pop. 31,091. Elec. 6,751.

Boulton, A. C. F. l 3,184

\*Fellowes, Hon. A Ec 2,803

Majority ..... 381

Hyde, see Cheshire.

**Hythe.**

Pop. 56,663. Elec. 6,520.

\*Sassoon, Sir E. Bt. c 3,246

Biron, H. C. l ..... 2,347

Majority ..... 899

Ilkeston, see Derby.

Ince, see Lancashire, S. W.

Inverness District.

Pop. 30,882. Elec. 4,547.

Bryce, J. A. l ..... 2,304

\*Finlay, Sir R. B.

K. C., u ..... 1,746

Majority ..... 558

**Inverness-shire.**

Pop. 67,700. Elec. 9,957.

\*Dewar, J. A. l ... 3,918

Strain, L. H. c ..... 1,810

Majority ..... 2,108

**Ipswich (2).**

Pop. 66,622. Elec. 12,146.

\*Goddard, D. F. l 6,396

Cobbold, F. T. l ... 6,290

\*Dalrymple, Sir C. c 4,591

Hoare, S. J. G. c. 4,232

Majority ..... 1,699

**Isle of Wight.**

Pop. 82,387. Elec. 15,193.

Baring, Godfrey l. 7,453

Morgan, Col. A. H. c 5,892

Majority ..... 1,561

**Islington.**

*North.*

Pop. 99,841. Elec. 12,075.

Waterlow, D. S. l. 5,284

\*Bartley,

Sir G. C. T. c 4,418

Majority ..... 866

*West.*

Pop. 74,159. Elec. 9,229.

\*Lough, T. l. ... 4,116

Medhurst, F. H. u. 3,618

Majority ..... 498

*East.* Pop. 89,080. Elec. 10,786.

Radford G. H. l. ... 4,477

\*Cohen, Sir B. L. Bt. c 3,710

Majority ..... 767

*South.* Pop. 71,826. Elec. 8,361.

Wiles, T. l ..... 3,606

\*Rollit, Sir A. K. c 1,991

Hunt, W. c ..... 870

Majority ..... 1,615

Jarrow, see Durham.

Keighley, see Yorkshire, W. B.

Kendal, see Westmorland.

Kennington, see Lambeth.

**Kensington.**

*North.*  
Pop. 87,697. Elec. 10,270.  
Stanger, H. Y., k. c. l 4,416  
Williams,  
W. E. H., k. c. c 3,358

Majority ..... 1,058  
*South* Pop. 85,372. Elec. 9,223.  
\*Percy, Earl c ..... 6,835  
O'Malley, Sir E. L. 1,624  
Majority ..... 3,211

**Kent.**

*West, or Sevenoaks.*  
Pop. 94,799. Elec. 17,266.  
\*Forster, H. W. c. 7,219  
Morice, B. l ..... 6,835  
Richardson, M. S. d 44

Majority ..... 364  
*North-West, or Dartford.*  
Pop. 106,896. Elec. 19,741.  
Rowlands, J. l ..... 9,532

\*Dyke,  
Sir W. Hart, Bt. c 6,728  
Majority ..... 2,804

*North-East, or Faversham.*  
Pop. 76,745. Elec. 14,860.  
Napier, Dr. T. B. l 6,925  
\*Howard, Capt. J. c 5,091

Majority ..... 1,834  
*South-West, or Tunbridge.*  
Pop. 80,290. Elec. 15,500.  
Hedges, A. P. l ... 7,170

\*Griffith-Boscawen,  
A. S. c 5,887  
Majority ..... 1,283

*Mid, or Medway.*  
Pop. 65,957. Elec. 14,628.  
\*Warde, Col. C. E. c 6,167  
Williams, A. l ..... 6,061

Majority ..... 106  
*South, or Ashford.*  
Pop. 66,913. Elec. 13,864.  
\*Hardy, L. c ..... 5,994  
Harris, P. l ..... 5,614

Majority ..... 380  
*East, or St. Augustine's.*  
Pop. 76,240. Elec. 15,841.  
\*Akers-Douglas, A. c 7,655  
Prescott, C. W. B. l 4,794

Majority ..... 2,861  
*Isle of Thanet.*  
Pop. 71,318. Elec. 11,891.  
\*Marks, H. H. c. 5,154  
King, Joseph l ... 3,961  
Goodhart, F. McC. c 925

Majority ..... 1,193

**Kerry.**

*East.* Pop. 40,622. Elec. 5,611.  
\*Murphy, J. n ..... 2,185  
O'Sullivan, E. n ... 2,131

Majority ..... 54  
*West.* Pop. 43,744. Elec. 5,826.  
\*O'Donnell, J. n ... Unop  
*North.* Pop. 39,047. Elec. 5,664.  
\*Flavin, M. J. n ... Unop  
*South.* Pop. 41,888. Elec. 5,993.  
Boland, J. P. n ... Unop

Kesteven, *North*, see Lincoln.

Kesteven, *South*, see Lincoln.

**Kilderminstor.**

Pop. 26,274. Elec. 4,697.  
Barnard, E. B. l ... 2,354  
Baldwin, S. c ..... 2,083

Majority ..... 271

**Kildare.**

*South.* Pop. 32,879. Elec. 5,164.  
\*D. Kilbride ..... Unop  
*North.*  
Pop. 30,590. Elec. 4,813.  
\*John O'Connor, n Unop

**Kilkenny City.**

Pop. 12,924. Elec. 1,533.  
\*O'Brien, P. n ..... Unop

**Kilkenny County.**

*North.*  
Pop. 32,008. Elec. 5,162.  
\*J. Devlin, n ..... Unop  
Mr. Devlin, elected for two places,  
chooses W. Belfast.  
Election 3rd March, 1906.

Meagher, M. n ... Unop  
*South.*  
Pop. 33,566. Elec. 5,139.  
\*O'Mara, J. n ..... Unop

On resignation of Mr. O'Mara.  
Election 29th July, 1907.  
Murphy, N. J. n. Unop

**Kilmarnock District.**

Pop. 96,433. Elec. 16,024.  
Rainy, A. R. l ..... 8,268  
McIntyre, T. c ..... 5,743

Majority ..... 2,525

**Kincardineshire.**

Pop. 39,846. Elec. 7,067.  
\*Crombie, J. W. L. 3,877  
Gammell, S. J. c ... 1,524

Majority ..... 2,353

**King's County, Biv.**

Pop. 30,737. Elec. 4,512.  
\*Reddy, M. n ..... Unop  
*Tullamore.*  
Pop. 29,382. Elec. 4,405.  
\*Burke, E. H. n ... Unop

**King's Lynn.**

Pop. 20,299. Elec. 3,692.  
Bellairs, Lieut. C. l 1,506  
\*Bowles, T. Gibson c 1,164  
Burgoyne, A. H. c. 772

Majority ..... 342

Kingston, see Surrey.

Kingston-on-Hull, see Hull.

Kingswinford, see Stafford.

Kirkdale, see Liverpool.

**Kirkcaldy District.**

Pop. 43,877. Elec. 7,948.  
\*Dalziel, J. H. l ... 4,659  
Constable, A. H. B. c 1,410

Majority ..... 3,249

**Kirkcudbrightshire.**

Pop. 31,503. Elec. 5,829.  
McMicking, Maj. G. l 2,715  
\*Stewart, Sir M. J. c 2,418

Majority ..... 297

Knutsford, see Chester.

**Lambeth.**

*North.*  
Pop. 59,522. Elec. 6,802.  
Myer, H. l ..... 2,162  
Gastrell, Maj. W. c 1,904  
Naoraji, D. l & lab 733  
\*Horner, F. W. c ... 108

Majority ..... 258

**Norwood.**

Pop. 65,691. Elec. 12,867.  
Bowles, G. S. c ... 5,567  
Hubbard, N. W. l. 4,748

Majority ..... 819

**Brixton.**

P p 75,355. Elec. 11,010.  
Seaverns, J. H. l ... 4,521  
Dalziel, D. c ..... 4,235

Majority ..... 286

**Kennington.**

Pop. 76,323. Elec. 10,382.  
Collins, S. l ..... 4,639  
\*Cook, Sir F. L. c. 3,054

Majority ..... 1,585

**Lanarkshire.**

*Govan.*  
Pop. 103,978. Elec. 17,538.  
Duncan, R. n ..... 5,224  
Collins, S. l ... 5,096  
Murray, H. S. l ... 5,296  
Hill, J. l ... 4,212

Majority ..... 108

## Lanarkshire (continued).

<i>Mid.</i>	Pop. 90,966. Elec. 15,376.
*Caldwell, J. I. ....	7,246
Campbell,	
Capt. D. F. u	4,470
Gibson, A. S. ind.,	758
Majority .....	2,776
<i>Partick.</i>	
Pop. 116,528. Elec. 21,411.	
Balfour, R. I. ....	9,477
*Smith, J. P. u. ....	7,960
Majority .....	1,517
<i>North-East.</i>	
Pop. 119,349. Elec. 19,728.	
*Findlay, A. I. ....	6,436
Elliot, Hon. H. F. u	4,838
Robertson, J. lab. ...	4,658
Majority .....	1,598
<i>North-West.</i>	
Pop. 100,209. Elec. 16,814.	
Thompson, W. M. u	5,588
*Douglas, Dr. C. M. I	4,913
Sullivan, J. lab. ...	3,291
Majority .....	675
<i>South.</i> Pop. 66,504. Elec. 9,950.	
Menzies, W. I. ....	4,816
Mitchell, J. D. c. ...	3,541
Majority .....	1,275
<b>Lancashire, North.</b>	
<i>North Lonsdale.</i>	
Pop. 50,430. Elec. 9,738.	
Haduock, G. B. u. ...	4,121
*Cavendish, R. F. I	3,942
Majority .....	179
<i>Lancaster.</i>	
Pop. 78,657. Elec. 14,085.	
*Heime, N. W. I. ...	6,524
Foster, Col. W. H. c,	6,640
Majority .....	884
<i>Blackpool.</i>	
Pop. 111,611. Elec. 20,339.	
Ashley, W. W. c. ...	10,139
Phillipps, V. I. ....	7,078
Majority .....	3,061
<i>Chorley.</i>	
Pop. 77,057. Elec. 13,247.	
*Balcarres, Lord c. ...	6,803
Williams, E. C. I. ...	5,416
Majority .....	1,387
<b>Lancashire, North-East.</b>	
<i>Darwen.</i>	
Pop. 78,793. Elec. 16,544.	
*Rutherford, J. c. ...	7,792
Hindle, F. J. I. ....	7,767
Majority .....	25

## Lancashire, N.E. (cont'd.)

<i>Ciitheroe.</i>	
Pop. 110,864. Elec. 20,613.	
*Shackleton, D. J.,	
Irc. ....	12,035
Belton, B. J. ic ...	3,823
Majority .....	8,207
<i>Acerington.</i>	
Pop. 84,878. Elec. 15,301.	
*Leese, Sir J. F. k.c. I	7,209
Irving, D. s c. ....	4,852
Holden, S. M. lab. ...	619
Majority .....	2,357
<i>Rosendale.</i>	
Pop. 71,480. Elec. 12,765.	
*Harcourt, L. I. ....	6,881
Fletcher, J. K. c. ...	4,662
Majority .....	2,219
<b>Lancashire, South-East.</b>	
<i>Heywood.</i>	
Pop. 57,896. Elec. 10,463.	
Holden, E. H. I. ...	5,351
Buller, Capt. M. u. ...	4,245
Majority .....	1,106
<i>Westhoughton.</i>	
Pop. 97,307. Elec. 17,984.	
Wilson, W. T. Irc. ...	9,262
*Stanley, Lord, c. ...	6,134
Majority .....	3,128
<i>Stretford.</i>	
Pop. 96,174. Elec. 24,376.	
Nuttall, H. I. ....	11,131
*Cripps, C. A. c. ...	8,307
Majority .....	2,824
<i>Middleton.</i>	
Pop. 74,713. Elec. 14,314.	
Adkins, W. R. D. I	7,018
Potter, C. c. ....	5,485
Majority .....	1,533
<i>Radcliffe-cum-Farnworth.</i>	
Pop. 78,298. Elec. 13,151.	
*Taylor, T. C. I. ...	6,719
Musgrave, S. c. ....	5,117
Majority .....	1,602
<i>Eccles.</i>	
Pop. 92,812. Elec. 16,832.	
Pollard, Dr. G. H. I	5,841
Stuttard, T. c. ....	5,246
Tillet, B. Irc. ....	3,985
Majority .....	595
<i>Gorton.</i>	
Pop. 95,615. Elec. 16,547.	
Hodge, J. Irc. ....	8,566
Royle, S. W. c. ....	4,341
Majority .....	4,225

## Lancashire, S.E. (cont'd.)

<i>Prestwich.</i>	
Pop. 103,001. Elec. 19,267.	
*Cawley, F. I. ....	10,187
Hedges, W. T. c. ...	6,024
Majority .....	4,163
<b>Lancashire, South-West.</b>	
<i>Bootle.</i>	
Pop. 121,090. Elec. 20,721.	
*Sandys, Col. T.	
M. c. ....	7,821
Thomas, Dr. A. P. I	7,481
Majority .....	340
<i>Southport.</i>	
Pop. 90,224. Elec. 14,854.	
Astbury, J. M. I. ...	6,607
*Marshall-Hall, E. c	6,367
Majority .....	240
<i>Ormskirk.</i>	
Pop. 75,142. Elec. 12,634.	
*Stanley, Hon. A. c	6,207
Dawbarn, C. Y. C. I	3,891
Majority .....	2,316
<i>Widnes.</i>	
Pop. 67,269. Elec. 11,005.	
*Walker, Col. W. H. c	5,017
Swinburne, Sir J. I	4,165
Majority .....	852
<i>Newton.</i>	
Pop. 50,372. Elec. 13,837.	
Seddon, J. R. Irc. ...	6,434
*Pilkington, Col. c	5,893
Majority ... ..	541
<i>Ince.</i>	
Pop. 79,341. Elec. 12,956.	
Walsh, S. Irc. ....	8,046
*Blundell, Col. H. B. c	4,140
Majority .....	4,636
<i>Leigh.</i>	
Pop. 79,465. Elec. 13,380.	
Brunner, J. F. L. I	7,175
Macmaster, D. u. ...	5,169
Majority .....	2,006
<b>Launceston, see Cornwall.</b>	
<b>Leamington, see Warwick and Leamington.</b>	
<b>Leeds.</b>	
<i>North.</i>	
Pop. 116,603. Elec. 21,196.	
*Barran, R. H. I. ...	9,593
Birchall, J. S. c. ...	7,109
Majority .....	2,484
<i>Central.</i>	
Pop. 64,153. Elec. 8,893.	
Armitage, R. I. ...	4,188
*Balfour, Gerald c.	3,119
Majority .....	1,069

## Leeds (continued.)

*East.*

Pop. 65,854. Elec. 9,490.

O'Grady, J. *lrc* ... 4,299\*Cautley, H. S. *c* ... 2,208

Majority ..... 2,091

*West.*

Pop. 109,139. Elec. 18,518.

\*Gladstone, H. J. *l* 9,258Samuel, S. *c* ..... 4,650

Majority ..... 4,608

*South.*

Pop. 82,114. Elec. 15,119.

\*Walton, J. L. *l* ... 6,200Fox, A. *lab* ..... 4,030Fairfax-Lucey, Sir H *c* 2,126

Majority ..... 2,170

Leek, *see* Stafford.

Leicester (2).

Pop. 161,484. Elec. 25,129.

\*Broadhurst, H. *l*. 14,745Macdonald, J. R. *lrc* 14,685\*Rolleston, Sir J. *c* 7,504

Majority ..... 7,181

On resignation of Mr. Broadhurst.  
Election, 30th March, 1906.

Thomasson,

Franklin *l* 10,766Rolleston Sir J. *u* 7,206

Leicestershire.

*East, or Melton.*

Pop. 76,882. Elec. 15,815.

Walker, H. de R. *l* 7,800Hazlerigg, Sir A. *c* 6,033

Majority ..... 1,767

*Mid, or Loughborough.*

Pop. 66,162. Elec. 13,126.

\*Levy, M. *l* ..... 6,803Du Pre, W. B. *c* ... 5,023

Majority ..... 1,780

*West, or Horwath.*

Pop. 66,892. Elec. 13,114.

\*McLaren, Sir

C. B., *l* ... 7,678Stoneham, A. *lu* ... 3,627

Majority ..... 4,051

*South, or Harborough.*

Pop. 75,974. Elec. 17,227.

Lehmann, R. C. *l* ... 8,380Dixon, C. H. *c* ... 6,382

Majority ..... 1,998

Leigh, *see* Lancashire, S. W.Leominster, *see* Hereford.Lewes, *see* Sussex.*Leith District.*

Pop. 97,564. Elec. 16,974.

\*Muaro-Ferguson *l* 7,677Cooper, F. T. *u* ... 4,865

Majority ..... 2,812

## Leitrim.

*North.*

Pop. 34,440. Elec. 6,348.

\*M'Hugh, P. A. *n.* UnopMr. M'Hugh, elected for two  
places, chooses N. Sligo.  
Election, 26th February, 1906.Dolan, C. J. *n.* Unop*South.*

Pop. 34,761. Elec. 5,971.

Smyth, J. F., *n* ... UnopLeix, *see* Queen's County.

Lewisham.

Pop. 125,318. Elec. 22,243.

\*Coates, Major E. F. *c* 9,689Aveling, F. W. *l* ... 8,006

Majority ..... 1,683

Lichfield, *see* Stafford.Limehouse, *see* TowerHamlets

Limerick City.

Pop. 45,806. Elec. 4,470.

\*Joyce, M. *n* ... Unop

Limerick County.

*West.*

Pop. 50,308. Elec. 7,672.

\*O'Shaughnessy, Pn Unop

*East.*

Pop. 49,909. Elec. 7,595.

Lundon, W. *n* ... Unop

Lincoln.

Pop. 51,751. Elec. 10,645.

Roberts, C. *l* ..... 5,110\*Seely, C. H. *u* ... 3,718Croft, H. P. *utr* ... 1,162

Majority ..... 1,392

Lincolnshire.

*West Lindsey, or Gainsborough.*

Pop. 52,523. Elec. 12,370.

Renton, Major L. *l* 5,922Moreing, C. A. *c* ... 5,071

Majority ..... 851

*North Kesteven, or Stamford.*

Pop. 45,680. Elec. 10,000.

Lupton, A. *l* ..... 4,355\*Chaplin, H. *c* ..... 4,062

Majority ..... 293

*South Kesteven, or Stamford.*

Pop. 45,305. Elec. 9,782.

Joicey-Cecil, Lord *c* 4,559Rawson, F. P. *l* ... 4,018

Majority ..... 541

*Holland, or Spalding.*

Pop. 47,975. Elec. 14,617.

\*Mansfield, H. R. *l* 5,800Pollock, E. M. *c* ... 4,180

Majority ..... 1,620

*North Lindsey, or Brigg.*

Pop. 52,307. Elec. 11,737.

\*Reckitt, H. J. *l* ... 5,753Smyth, Capt. S. *c* ... 4,027

Majority ..... 1,726

## Lincolnshire (continued.)

On resignation of Mr. Reckitt.

Election 26th Feb., 1907.

Shethfield, Sir B. *u* 5,389Guest, Capt. *l* ... 5,273

Majority ..... 116

*East Lindsey, or Louth.*

Pop. 43,220. Elec. 10,075.

\*Perks, R. W. *l* ... 4,551Platt, T. C. *c* ... 3,572

Majority ..... 979

*South Lindsey, or Horncastle.*

Pop. 43,565. Elec. 9,637.

\*Willoughby d'Eresby,

Lord *c* ..... 4,250Adams, A. *l* ..... 4,100

Majority ..... 150

Linthgowshire.

Pop. 58,667. Elec. 10,901.

\*Ure, A. K. C., *l* ... 5,282Rose-Innes, P. *c* ... 2,761

Majority ..... 2,521

Liverpool.

*Everton.*

Pop. 83,572. Elec. 10,149.

Banner, J. S. H. *c* 3,949Aggs, W. Hanbury *l* 2,884

Majority ..... 1,065

*West Derby.*

Pop. 86,694. Elec. 13,692.

\*Rutherford, W. W. *c* 5,447Holt, R. D. *l* ..... 3,600

Majority ..... 1,847

*Kirkdale.*

Pop. 83,257. Elec. 10,596.

\*MacIver, D. *c* ..... 3,749Conley, J. *lrc* ..... 3,157

Majority ..... 592

On death of Mr. MacIver.

Election 27th Sept., 1907.

McArthur, C. *c* ... 4,000Hill, Jas. *lrc* ... 3,330

Majority ..... 670

*Walton.*

Pop. 89,873. Elec. 14,589.

Smith, F. E. *c* ..... 5,862Jellicoe, E. G. *l* ... 5,153

Majority ..... 709

*Scotland.*

Pop. 52,992. Elec. 5,761.

\*O'Connor, T. P. *n* 2,808Tobin, A. A. *c* ..... 1,117

Majority ..... 1,691

## Liverpool (continued).

*Abercromby*.  
Pop. 52,418. Elec. 7,418.

Seely, Maj. J. E. l. 2,933

\*Lawrence, W. F. c. 2,734

Majority ..... 199

*Exchange*

Pop. 41,909. Elec. 5,891.

Cherry, R. R. l. ... 2,291

\*McArthur, C. u. ... 2,170

Majority ..... 121

*West Toxteth*

Pop. 65,800. Elec. 8,347.

\*Houston, R. P. c. ... 3,373

Sexton, J. lab. .... 2,592

Majority ..... 781

*East Toxteth*

Pop. 70,425. Elec. 9,629.

\*Taylor, Austin c. Unop

London City (2).

Pop. 26,897. Elec. 31,030.

Clarke, Sir E. c. ... 16,019

\*Gibbs, Hon. A. c. 15,619

Schuster, F. O. l. ... 5,313

Ridgway, Sir J. W. l. 5,064

Majority ..... 10,306

On resignation of Hon. Alan Gibbs.  
Election, 27th February, 1906.

\*Balfour, A. J. u. 15,474

Bowles, T. Gibson 4,134

Majority ..... 11,340

On resignation of Sir Edward  
Clarke.  
Election 15th June, 1906.

Banbury, Sir F. G. u Unop

London University.

Elec. 5,212.

Magnus, Sir P. u. ... 1,840

\*Foster, Sir M. l. ... 1,816

Majority ..... 24

Londonerry City.

Pop. 39,873. Elec. 5,845.

\*Hamilton, Marq. c Unop

Londonerry County.

*North*.

Pop. 53,744. Elec. 9,482.

Barrie, H. T. c. .... 4,806

White, A. ic. .... 2,699

Majority ..... 2,107

*South*.

Pop. 50,712. Elec. 8,313.

\*Gordon, J., K. C., u. 3,847

Keightley, Dr. S. ic. 3,776

Majority ..... 71

Longford, *North*.

Pop. 23,579. Elec. 3,609.

\*Farrell, J. P. n. ... Unop

*South*.

Pop. 23,502. Elec. 3,744.

\*Blake, E. s. .... Unop

On resignation of Hon E. Blake.

Election 6th Sept., 1907.

Phillips, John n. Unop

Lonsdale, N., see Lancashire.

Loughboro, see Leicester.

Louth, see Lincoln.

Louth County.

*North*.

Pop. 35,203. Elec. 5,820.

\*Healy, T. M. n. ... Unop

*South*.

Pop. 30,538. Elec. 4,997.

Nolan, J. n. .... Unop

Lowestoft, see Suffolk.

Ludlow, see Shropshire.

Luton, see Bedford.

Lynn Regis, see King's Lynn.

Macclesfield, see Cheshire.

Maidstone

Pop. 33,514. Elec. 5,870.

Castlereagh, Visct. c. 2,841

\*Evans, Sir F. H. l. 2,709

Majority ..... 132

Maldon, see Essex.

Malton, see Thirsk & Malton.

Manchester, *North-West*.

Pop. 68,054. Elec. 11,411.

Churchill, W. l. ... 5,639

Hicks, W. J. c. .... 4,398

Majority ..... 1,241

*North*.

Pop. 82,508. Elec. 10,824.

\*Schwann, C. E. l. 5,716

Sowler, H. c. .... 3,262

Majority ..... 2,454

*North-East*.

Pop. 71,770. Elec. 9,701.

Clynes, J. R. lrc. ... 5,386

\*Fergusson, Sir J. c. 2,954

Majority ..... 2,432

*East*. Pop. 94,497. Elec. 12,724.

Horridge, T. G. K. c. 16,403

\*Balfour, A. J. c. ... 4,423

Majority ..... 1,980

*South*. Pop. 91,710. Elec. 14,221.

Haworth, A. A. l. ... 8,002

Smith, L. E. c. .... 3,770

Majority ..... 4,232

*South-West*.

Pop. 66,916. Elec. 8,551.

Kelly, G. D. lrc. ... 4,101

\*Galloway, W. J. c. 2,875

Majority ..... 1,226

Mansfield, see Nottingham.

Marylebone.

*East*. Pop. 58,887. Elec. 6,588.

Cecil, Lord R. c. ... 2,827

Langdon, A. M. l. ... 2,167

Majority ..... 660

Marylebone (continued).

*West*. Pop. 73,436. Elec. 8,365.

\*Scott, Sir S. E. c. 3,446

Johnston, Sir H. l. 2,791

Majority ..... 655

*Mayo*

*North*.

Pop. 49,511. Elec. 7,027.

\*O'Kelly, C. n. .... Unop

*West*.

Pop. 52,519. Elec. 8,941.

\*Ambrose, Dr. R. n. Unop

*East*.

Pop. 48,911. Elec. 8,029.

\*Dillon, John, n. ... Unop

*South*.

Pop. 52,252. Elec. 8,110.

\*O'Donnell J. n. ... Unop

Meath.

*North*.

Pop. 34,274. Elec. 5,613.

\*White, P. n. ... Unop

*South*.

Pop. 33,189. Elec. 5,525.

\*Sheehy, D. n. ... Unop

Medway see Kent.

Melton see Leicester.

Mertonshire.

Pop. 49,130. Elec. 9,805.

\*Williams, A. O. l. Unop

Merthyr Tydfil (2).

Pop. 122,536. Elec. 21,438.

\*Thomas, D. A. l. 13,971

\*Hardie, Keir, lrc. 10,187

Radcliffe, H. l. .... 7,776

Majority ..... 2,411

Middlesbrough.

Pop. 116,539. Elec. 20,322.

Wilson, J. H. l & lab 9,251

\*Sadler, Col. S. A. c. 6,870

Lansbury, G. soc. ... 1,380

Majority ..... 2,381

Middlesex, *Enfield*.

Pop. 123,238. Elec. 23,386.

Branch, J. l. .... 9,790

\*Bowles, Col. H. F. c. 7,674

Majority ..... 2,116

Tottenham.

Pop. 136,702. Elec. 23,409.

Alden, Percy l. .... 9,956

Chatterton, H. W. c. 7,009

Majority ..... 2,947

Hornsey.

Pop. 111,453. Elec. 19,651.

\*Balfour, Cap. C. B. c. 8,859

Tomkinson, C. l. ... 7,289

Majority ..... 1,570

On resignation of Capt. Balfour.

Election 5th June, 1907.

Ronaldshay, Earle Unop

Middlesex (continued)  
*Harrow.*  
 Pop 167,394. Elec. 28,627.  
 Gibb, J. I. .... 11,393  
 Peel, Hon. W. R. w. 10,977

Majority ..... 416

*Ealing.*  
 Pop 101,325. Elec. 20,436.  
 Nield, H. c ..... 8,261  
 Hutton, A. H. l ... 6,982

Majority ..... 1,279

*Brentford.*  
 Pop. 90,637. Elec. 17,153.  
 Rutherford, Dr. V. l 6,506  
 \*Bigwood, J. c ..... 6,053

Majority ..... 453

*Uxbridge.*  
 Pop. 83,111. Elec. 15,936.  
 \*Dixon-Hartland,  
 Sir F. D. c ..... 6,429  
 Pocock, S. J. l ..... 6,284

Majority ..... 145

Middleton, see Lancs., S. E.

Midlothian, see Edinburghshir

Mill End, see Tower Hamlets.

Monaghan County.  
*North.* Pop. 38,126. Elec. 6,486.  
 O'Hara, P. n ..... Unop  
*South.* Pop. 38,379. Elec. 6,624.  
 \*J. McKean, n ..... Unop

Monmouth District.

Pop. 68,954. Elec. 11,207.

Haslam, L. l ..... 4,531

Meholls, E. E. c ... 3,939

Winstone, J. lab ... 1,678

Majority ..... 592

Monmouthshire.

*North.*  
 Pop. 68,668. Elec. 13,411.

\*McKenna, R. l ... 7,730

Campbell, Sir C. c. 3,155

Majority ..... 4,575

*West.* Pop. 8,190. Elec. 16,880.

\*Richards, T. lab. Unop

*South.* Pop. 73,415. Elec. 15,858.

Herbert, Col. l. l ... 7,503

\*Morgan, Col. C. C. c 6,216

Majority ..... 1,287

Montgomery District.

Pop. 17,972. Elec. 3,313.

Rees, J. D. l ..... 1,541

\*Pryce-Jones, Col. c 1,458

Majority ..... 83

Montgomeryshire.

Pop. 51,880. Elec. 7,843.

Davies, D. l ..... Unop

Montrose District.  
 Pop. 56,321. Elec. 8,373.  
 \*Morley, John l ... 4,416  
 Sprott, Col. A. c ... 1,922

Majority ..... 2,494

Morley, see Yorkshire, W. R.

Morpeth.

Pop. 49,989. Elec. 9,425.

\*Burt, T. l ..... 5,518

Coats, S. R. c ..... 1,919

Majority ..... 3,599

Nairnshire, see Elgin.

Newark, see Nottingham.

Newbury, see Berkshire.

Newcastle-under-Lyme. •

Pop. 60,697. Elec. 9,650.

Wedgwood, J. C. l 5,155

\*Haslam, Sir A. S. u 2,948

Majority ..... 2,207

Newcastle-upon-Tyne (2).

Pop. 214,803. Elec. 36,909.

Hudson, W. lrc ... 18,869

Cairns, T. l ..... 18,423

\*Plummer, Sir

W. R. c 11,942

\*Renwick, G. c ..... 11,223

Majority ..... 6,481

New Forest, see Hampshire.

Newington.

*West.*  
 Pop. 60,481. Elec. 7,147.

\*Norton, Cap. Cecil l 4,446

Belilios, R. E. c ... 2,425

Majority ..... 2,021

*Walsworth.*  
 Pop. 61,672. Elec. 8,995.

O'Donnell, C. J. l ... 3,187

\*Bailey, Sir J. c ... 2,418

Majority ..... 769

Newmarket, see Cambridge.

Newport, see Shropshire.

Newry.

Pop. 13,121. Elec. 1,906.

Mooney, J. J. n ... 802

\*Carvill, P. n ..... 736

Majority ..... 66

Newton, see Lancashire, S. W.

Norfolk.

*North-West.*  
 Pop. 51,384. Elec. 11,140.

\*White, G. l ..... 5,772

Lancaster, W. J. c. 2,972

Majority ..... 2,800

*South West.*  
 Pop. 43,496. Elec. 8,936.

Winfrey, R. l ..... 4,416

\*Hare, Sir T. L. c. 3,513

Majority ..... 903

Norfolk (continued).  
*North.*  
 Pop. 53,729. Elec. 10,795.  
 \*Gurdon, Sir W. B l 5,155  
 Rippingall, F. T. c. 3,628

Majority ..... 1,527

*East.* Pop. 60,851. Elec. 11,237.

\*Price, R. J. l ..... 5,631

Boileau, R. F. c ... 3,435

Majority ..... 2,196

*Mid.*  
 Pop. 46,150. Elec. 9,490.

Wodehouse, Lord l 4,197

Boyle, W. L. lu ... 4,170

Majority ..... 27

*South.*  
 Pop. 46,610. Elec. 9,643.

\*Soames, A. W. l ... 4,677

Mann, Sir E. c ..... 3,519

Majority ..... 1,158

Normanton, see Yorks., W. R.

Northampton (2).

Pop. 79,073. Elec. 11,954.

Paul, Herbert l ... 4,479

\*Shipman, Dr. J. G. l 4,244

Orlebar, R. R. B. c 4,078

Barnes, F. G. c ..... 4,000

Williams, J. E. soc 2,544

Gribble, J. soc ..... 2,366

Majority ..... 166

Northamptonshire.

*North.*  
 Pop. 47,294. Elec. 10,688.

Nicholls, G. lab ... 4,880

Stopford-Sackville,

Col. S. G. S. c 4,195

Majority ..... 685

*East.* Pop. 87,219. Elec. 16,862.

\*Channing, F. A. l 9,017

Capell-Brooke, Sir c 5,414

Majority ..... 3,603

*Mid.* Pop. 55,258. Elec. 13,450.

Manfield, H. l ..... 6,307

Peel, R. F. c ..... 5,067

Majority ..... 1,240

*South.* Pop. 43,751. Elec. 9,023.

Grove, T. N. A. l ... 4,136

Douglas-Pennant,

Hon. C. c ..... 3,814

Majority ..... 322

North Lonsdale, see Lancs. N.

**Northumberland.***Wansbeck.*

Pop. 80,868. Elec. 17,529.

\*Fenwick, C. *l* ..... 10,386Riddell, W. *c* ..... 3,210

Majority ..... 7,176

*Tyneside.*

Pop. 101,089. Elec. 23,167.

Robertson, J. M. *l* 11,496Knott, J. *c* ..... 6,885

Majority ..... 4,611

*Hexham.*

Pop. 54,658. Elec. 11,049.

\*Beaumont, W. C. *l* 5,632Clayton, S. *c* ..... 3,547

Majority ..... 2,085

On elevation of Mr. Beaumont  
to Peersage.

Election 27th March, 1907

Holt, Richard D. *l* 5,401Bates, Col. C. L. *c* 4,244

Majority ..... 1,157

*Berwick-on-Tweed.*

Pop. 50,208. Elec. 9,316.

\*Grey, Sir E., Bt. *l* 5,102Inskip, T. H. W. *c* 2,862

Majority ..... 2,240

Northwich, *see* Cheshire.**Norwich (2).**

Pop. 111,728. Elec. 20,390.

Roberts, G. H. *l* *trc.* 11,059\*Tillett, L. J. *l* ..... 8,107Wild, E. E. *c* ..... 7,460

Majority ..... 3,512

**Norwood, *see* Lambeth.****Nottingham.***West.* Pop. 93,347. Elec. 16,506.\*Yoxall, J. H. *l* ..... 8,107Rowley, W. L. P. *u* 5,262

Majority ..... 2,845

*East.* Pop. 73,202. Elec. 12,451.Cotton, Sir H. J. S. *l* 6,020\*Bond, E. *c* ..... 4,290

Majority ..... 1,730

*South.* Pop. 73,208. Elec. 13,656.Richardson, A. *lab.* 6,314\*Bentinck, Lord H. *c* 5,514

Majority ..... 800

**Nottinghamshire.***Basetlaw.*

Pop. 57,113. Elec. 11,320.

Newnes, F. *l* ..... 5,365\*Milner, Sir F. G. *c* 4,834

Majority ..... 531

**Nottinghamshire (contin'd).***Newark.*

Pop. 50,960. Elec. 10,863.

Starkey, J. R. *c* ... 4,772Mandeville, A. M. *l* 4,444

Majority ..... 328

*Russettife.*

Pop. 80,201. Elec. 17,883.

\*Ellis, J. E. *l* ..... 9,094Wyatt, H. F. *u* ... 5,460

Majority ..... 3,634

*Mansfield.*

Pop. 86,510. Elec. 17,931.

\*Markham, A. B. *l* UnopNuneaton, *see* Warwick.*Oldham (2).*

Pop. 194,197. Elec. 32,387.

\*Emmott, A. *l* ... 17,397Bright, J. A. *l* ... 16,672Crisp, C. B. *c* ..... 11,989Hartley, E. R. *c* ... 11,391

Majority ..... 4,683

**Orkney and Shetland.**

Pop. 51,803. Elec. 7,680.

\*Wason, John C. *l* 3,337Dunlop, C. J. *u* ... 1,021

Majority ..... 2,816

Ormskirk, *see* Lanc., S.W.Osgoldcross, *see* Yorks., W.R.Ossory, *see* Queen's Co.Oswestry, *see* Shropshire.Otley, *see* Yorkshire, W.R.**Oxford City.**

Pop. 49,413. Elec. 8,615.

\*Valentia, Visct. *c* 3,910Whale, G. *l* ..... 3,810

Majority ..... 100

**Oxford University (2).**

Elec. 6,528.

\*Talbot, Hn. J. G. *c* Unop\*Anson, Sir W. *u* .. Unop**Oxfordshire.***North, or Banbury.*

Pop. 40,612. Elec. 7,748.

Fiennes, Hon. E. *l* 3,992Villiers, Lord *c* ... 2,796

Majority ..... 1,196

*Mid or Woodstock.*

Pop. 46,471. Elec. 9,985.

Bennett E. N. *l* ... 4,585\*Morrell, G. H. *c* ... 4,144

Majority ..... 441

*South or Henley.*

Pop. 48,630. Elec. 9,828.

Morrell, P. *l* ..... 4,562\*Hermon-Hodge,  
Sir R. T., Bt. *c* 4,050

Majority ..... 512

**Paddington.***North.* Pop. 72,200. Elec. 9,802.Money, L. G. C. *l* ... 3,825

Strauss, A. C. .... 2,419

Burdett, Sir H. *iu.* 817

Majority ..... 1,406

*South.* Pop. 55,106. Elec. 6,143.\*Fardell, Sir T. G. *c* 2,919Milne, C. W. *l* ..... 1,502

Majority ..... 1,417

**Paisley.**

Pop. 79,354. Elec. 12,179.

McCallum, J. *l* ... 5,664McKean, J. A. D. *u* 2,594Smillie, R. *lab.* ..... 2,482

Majority ..... 3,070

Partick, *see* Lanarkshire.Peckham, *see* Camberwell.

Peebles and Selkirk.

Pop. 19,609. Elec. 3,830.

Master of Elibank *l* 1,955\*Thorburn, Sir W. *u* 1,549

Majority ..... 406

**Pembroke District.**

Pop. 36,880. Elec. 7,150.

Philipps, O. C. *l* ... 3,576Pole-Carew,  
Gen. Sir R. *c* 2,527

Majority ..... 1,049

**Pembrokeshire.**

Pop. 51,809. Elec. 11,322.

\*Phillips, J. W. *l* 5,886Williams, L. *c* ..... 2,606

Majority ..... 3,280

Penrith, *see* Cumberland.**Penryn and Falmouth.**

Pop. 16,296. Elec. 2,926.

Barker, J. *l* ..... 1,345Hall, D. B. *c* ..... 1,248

Majority ..... 97

**Perth.**

Pop. 32,866. Elec. 5,398.

\*Wallace, R., K.C. *l* 2,875Chapman, S. *c* ..... 1,867

Majority ..... 1,008

On resignation of Mr. Wallace.

Election 12th Feb., 1907.

Pullar, Sir K. *l* .. Unop**Perthshire.***East.* Pop. 42,330. Elec. 7,825.Buchanan, T. R. *l* ... 3,738Tullibardine, Mar-  
quis of, *c* ..... 2,648

Majority ..... 1,090

Pertshire continued). <i>West.</i> Pop. 47,899. Elec. 8,401.	Radcliffe-cum-Farnworth. <i>see</i> Lancashire, S.E.	Rushcliffe, <i>see</i> Nottingham.
Erskine, D. C. <i>l</i> ... 3,890	Ramsey, <i>see</i> Huntingdonshire.	Rutlandshire. Pop. 19,708. Elec. 4,042.
*Stroyan, J. <i>u</i> ..... 3,087	Reading. Pop. 65,468. Elec. 11,041.	*Finch, G. H. <i>c</i> ... 2,047
Majority ..... 803	Isaacs, Rufus K. C. <i>l</i> 5,407	Pearson, Harold <i>l</i> . 1,564
Peterborough. Pop. 32,203. Elec. 6,025.	Johnstone, G. H. <i>c</i> 4,710	Majority ..... 483
Greenwood, G. G. <i>l</i> 3,326	Majority ..... 697	On death of Rt. Hon. G. H. Finch.
*Purvis, Sir R. <i>u</i> ... 2,167	Reigate, <i>see</i> Surrey.	Election 11th June, 1907.
Majority ..... 1,159	Renfrewshire. <i>East.</i> Pop. 84,773. Elec. 16,797.	Gretton, John <i>c</i> ... 2,213
Petersfield, <i>see</i> Hampshire.	Laidlaw, R. <i>l</i> ..... 6,896	Lyon, W. F. H. <i>l</i> . 1,362
Plymouth (2). Pop. 105,404. Elec. 18,196.	*Shaw-Stewart, Sir M. H., Bt. <i>c</i> 6,801	Majority ..... 851
Dobson, T. W. <i>l</i> ... 9,021	- Majority ..... 95	Rye, <i>see</i> Sussex.
Mallett, C. E. <i>l</i> ... 8,914	<i>West.</i> Pop. 68,160. Elec. 12,079.	St. Albans, <i>see</i> Hertfordshire.
*Duke, H. E., K.C.C. 6,547	Coats, Sir T. G., Bt. <i>l</i> 5,858	St. Andrew's District. Pop. 19,311. Elec. 3,247.
Smith, H. G. <i>c</i> ..... 6,234	Cunninghame, J. C. <i>c</i> 4,490	Anstruther-Gray, Maj. W. <i>u</i> 1,495
Majority ..... 2,367	Majority ..... 1,368	Ellice, Capt. E. C. <i>l</i> . 1,472
Pontefract. Pop. 20,742. Elec. 3,288.	Rhondda, <i>see</i> Glamorganshire	Majority . . . . . 23
*Nussey, T. W. <i>l</i> ... 1,837	Richmond, <i>see</i> York, N.E.	St. Augustine's, <i>see</i> Kent.
Yate, Col. C. E. <i>c</i> . 1,030	Ripon, <i>see</i> York, W.B.	St. Austell, <i>see</i> Cornwall.
Majority ..... 807	Rochdale. Pop. 76,122. Elec. 13,831.	St. George's. <i>Hanover Square.</i> Pop. 77,969. Elec. 9,359.
Poplar, <i>see</i> Tower Hamlets.	Harvey, A. G. C. <i>l</i> 5,912	*Legge, Col. Hon. H. <i>c</i> 2,264
Portsmouth (2). Pop. 156,122. Elec. 30,754.	*Royds, Col. C. M. <i>c</i> 4,449	Mallik, M. C. <i>l</i> ... 2,191
Bramson, T. A. <i>l</i> 10,500	Hobson, S. G. <i>soc</i> ... 2,506	Majority ..... 2,073
Baker, Sir J. <i>l</i> ... 10,236	Majority ..... 1,463	On resignation of Col. Legge. Election, 13th June, 1906.
Sanders, W. <i>lrc</i> ... 8,172	Rochester. Pop. 30,730. Elec. 5,763.	Lyttleton, Hon. A. <i>u</i> Unop
Hills, Maj. E. H. <i>c</i> 7,970	Lamb, E. H. <i>l</i> ..... 2,967	St. George's-in-East, <i>see</i> Tower Hamlets.
Whitelaw, A. W. <i>c</i> 7,752	*Tuff, C. <i>c</i> ..... 2,374	St. Helens. Pop. 80,722. Elec. 13,174.
Jane, F. T. <i>i</i> ..... 1,859	Majority ..... 593	Glover, T. <i>lrc</i> ... 6,058
Majority ..... 2,328	Romford, <i>see</i> Essex.	*Seton-Karr, Sir H. <i>c</i> 4,647
Preston (2). Pop. 118,220. Elec. 18,626.	Roscommon County. <i>North.</i> Pop. 48,762. Elec. 8,627.	Majority ..... 1,411
Macpherson J. T. <i>lrc</i> 10,181	O'Kelly, J. J. <i>u</i> ... Unop	St. Ives, <i>see</i> Cornwall.
Cox, Harold <i>l</i> ..... 8,538	<i>South.</i> Pop. 51,244. Elec. 8,811.	St. Pancras. <i>North.</i> Pop. 59,374. Elec. 8,021.
J. Kerr, <i>c</i> ..... 7,303	*Hayden, J. P. <i>u</i> . Unop	Dickinson, W. H. <i>l</i> 4,094
Tomlinson, Sir W. E. M. <i>c</i> 6,856	Ross, <i>see</i> Hereford.	*Moon, E. R. P. <i>c</i> . 2,643
Majority ..... 1,235	Ross and Cromarty. Pop. 68,908. Elec. 8,101.	Majority ..... 1,451
Prestwich, <i>see</i> Lancashire, S.E.	*Weir, J. G. <i>l</i> ..... 3,883	<i>South.</i> Pop. 85,491. Elec. 5,329.
Pudsey, <i>see</i> York, W.B.	Watt, J. C., K.C. <i>c</i> 1,771	Wilson, P. W. <i>l</i> ... 2,109
Queen's County. <i>County.</i> Pop. 28,906. Elec. 4,824.	Majority ..... 2,112	*Jessel, Maj. H. M. <i>u</i> 2,048
*DeLany, W. <i>u</i> ... Unop	Rossendale, <i>see</i> Lancashire, N.E.	Majority ..... 61
<i>Lea.</i> Pop. 29,164. Elec. 4,867.	Rotherham, <i>see</i> York, W.B.	<i>East.</i> Pop. 60,248. Elec. 7,961.
*Meehan, P. A. <i>u</i> ... Unop	Rotherhithe, <i>see</i> Southwark.	Lea, H. C. <i>l</i> ..... 4,208
Radnorshire. Pop. 23,282. Elec. 5,466.	Roxburghshire. Pop. 31,762. Elec. 5,884.	*Wrightson, Sir T. <i>c</i> 2,327
*Edwards, F. <i>l</i> ..... 2,186	Jardine, Sir John <i>l</i> . 2,629	Majority ..... 1,881
Llewelyn, C. L. D. <i>c</i> 2,011	Waldie-Griffith, Sir R., Bt. <i>c</i> 2,514	<i>West.</i> Pop. 60,769. Elec. 7,292.
Majority ..... 175	Majority ..... 315	Collins, Sir W. J. <i>l</i> 3,230
	Rugby, <i>see</i> Warwick.	*Graham, H. R. <i>c</i> . 2,545
		Majority ..... 665



St. Patrick's, <i>see</i> Dublin.	Shetland, <i>see</i> Orkney and Shetland.	Somersetshire (continued).
St. Rollox, <i>see</i> Glasgow.	Shipley, Yorkshire, W.R.	<i>Wells</i> .
St. Stephen's Green, <i>see</i> Dublin.	Shoreditch.	Pop. 69,615. Elec. 11,725.
Saffron Walden, <i>see</i> Essex.	<i>Hoxton</i> .	Silcock, T. B. l. .... 5,146
Salford.	Pop. 62,461. Elec. 7,754.	* Dickinson, R. E. c. 4,761
North. Pop. 69,750. Elec. 9,517.	* Hay, Hon. C. c. ... 3,489	Majority ..... 385
Byles, W. P. l. & lab 4,915	Ward, H. l. .... 2,753	<i>Frome</i> .
* Platt-Higgins, F. c. 3,728	Majority ..... 736	Pop. 56,678. Elec. 12,612.
Majority ..... 1,187	<i>Haggerston</i> .	* Barlow, J. E. l. ... 6,297
West. Pop. 86,152. Elec. 13,814.	Pop. 55,437. Elec. 6,403.	Foxcroft, C. T. c. ... 4,552
Agnew, G. W. l. ... 7,329	* Cremer, W. R. l. ... 2,772	Majority ..... 1,745
* Knowles, Sir Leesc 5,119	Guinness, Hon. R. c. 2,371	<i>East</i> .
Majority ..... 2,210	Majority ..... 401	Pop. 47,435. Elec. 9,717.
South. Pop. 65,064. Elec. 8,645.	Shrewsbury.	Thompson, J. W. H. l. 4,553
Hilaire Belloc l. ... 4,230	Pop. 28,396. Elec. 4,709.	Falle, B. G. u. .... 3,890
* Groves, J. G. c. ... 3,378	Hill, Sir C. L. c. ... 2,395	Majority ..... 663
Majority ..... 852	Hemmerde, E. G. l. 1,555	<i>South</i> .
Salisbury.	Majority ..... 440	Pop. 49,535. Elec. 9,693.
Pop. 19,421. Elec. 3,396.	Shropshire.	* Strachey, Sir E. l. 5,164
Tennant, E. P. l. ... 1,646	<i>West, or Oscestry</i> .	Potman, B. c. .... 3,247
* Palmer, Sir W. Bt. c. 1,605	Pop. 53,984. Elec. 10,490.	Majority ..... 1,917
Majority ..... 41	Bridgeman, W. C. c. 5,111	<i>Bridgewater</i> .
Scarborough.	* Bright, Allan H. l. 4,508	Pop. 48,490. Elec. 10,150.
Pop. 38,160. Elec. 6,250.	Majority ..... 503	Montgomery, H. l. 4,422
Rea, W. R. l. .... 3,128	<i>North, or Newport</i> .	Sanders, R. A. c. ... 4,405
Hunter, C. E. c. ... 2,619	Pop. 52,391. Elec. 10,777.	Majority ..... 17
Majority ..... 509	* Kenyon-Slaney,	<i>West, or Wellington</i> .
Scotland, <i>see</i> Liverpool.	Col. W. c. ... 4,848	Pop. 48,182. Elec. 9,960.
Sevenoaks, <i>see</i> Kent.	Neilson, F. l. ... 4,682	* Acland-Hood,
Sheffield.	Majority ..... 166	Sir A. F. c. .... 4,558
<i>Attercliffe</i> .	<i>Mid, or Wellington</i> .	Ward, C. H. D. l. ... 4,286
Pop. 89,716. Elec. 15,484.	Pop. 48,641. Elec. 8,881.	Majority ..... 272
* Langley, Batty l. 6,523	Henry, C. S. l. .... 4,806	Southampton (2).
Wilson, A. M. c. ... 5,736	Harmsworth, H. u. 3,114	Pop. 120,302. Elec. 17,613.
Majority ..... 787	Majority ..... 1,692	Phiipps, Col. l. ... 7,032
<i>Brightside</i> .	<i>South, or Ludlow</i> .	Ward, Dudley l. ... 6,255
Pop. 73,084. Elec. 12,108.	Pop. 55,909. Elec. 10,765.	* Chamberlayne, T. c. 5,754
Walters, J. Tudor l. 5,409	* Hunt, Rowland u. 4,978	Aird, J. c. ... 5,535
* Hope, J. F. c. .... 4,408	Horne, F. l. .... 4,218	Quelch, H. soc. .... 2,146
Majority ..... 1,001	Majority ..... 760	Majority ..... 501
<i>Central</i> .	Skipton, <i>see</i> Yorkshire, W.R.	Southampton County, <i>see</i> Hampshire.
Pop. 67,082. Elec. 9,142.	Sleaford, <i>see</i> Lincoln.	South Molton, <i>see</i> Devon.
* Vincent, Sir H. c. 4,217	Sligo County.	Southport, <i>see</i> Lancas, S.W.
Udale, S. l. .... 3,290	<i>North</i> .	South Shields.
Majority ..... 927	Pop. 44,584. Elec. 8,350.	Pop. 97,267. Elec. 18,106.
<i>Hallam</i> .	McHugh, P. A. u. ... Unop	* Robson, W. S. l. ... 9,717
Pop. 75,173. Elec. 12,956.	<i>South</i> .	Chamberlayne, A. u. 3,431
* Stuart-Wortley,	Pop. 42,773. Elec. 7,273.	Majority ..... 6,286
C. B., K.C. c. ... 5,546	* O'Dowd, J. u. .... Unop	Southwark.
Grant, A. l. .... 5,465	Somersetshire.	<i>West</i> .
Majority ..... 81	<i>North</i> .	Pop. 82,663. Elec. 7,066.
<i>Excesall</i> .	Pop. 59,143. Elec. 12,861.	* Causton, R. K. l. ... 3,057
Pop. 75,662. Elec. 12,911.	Hope-Bateman,	Salter, A. C., K.C. c. 2,592
* Roberts, S. c. .... 5,856	W. H. l. ... 6,626	Majority ..... 465
Lambert, R. C. l. ... 5,392	Mason, W. J. P. c. 4,380	
Majority ..... 464	Majority ..... 2,246	

## Southwark (continued).

*Rotherhithe.*  
Pop. 69,445. Elec. 8,700.  
Carr-Gomm, H. W. *l* 4,192  
\*Macdonna, J. C. *c* 2,821

Majority ..... 1,371

*Bernoldsey.*

Pop. 61,987. Elec. 10,619.  
Cooper, Dr. G. *l* ... 4,775  
\*Cust, H. J. C. *c* ... 3,016

Majority ..... 1,759

Sowerby, *see* Yorkshire, W. R.

Spalding, *see* Lincoln.

Spen Valley, *see* Yorks, W. R.

## Stafford.

Pop. 20,894. Elec. 3,886.  
\*Shaw, C. E. *l* ..... 1,947  
Bosanquet, S. R. C. *c* 1,636

Majority ..... 311

## Staffordshire.

*West.*

Pop. 60,449. Elec. 11,684.  
McLaren, H. D. *l* ... 5,586  
\*Henderson, Sir A. *u* 4,708

Majority ..... 878

*Leek.*

Pop. 61,863. Elec. 11,545.  
Pearce, R. *l* ..... 5,749  
\*Bill, C. *c* ..... 4,275

Majority ..... 1,474

*Burton.*

Pop. 61,787. Elec. 11,465.  
\*Ratcliffe, Major  
R. F. *u* ... 5,613

Vane, Capt. F. *l* ... 4,572

Majority ..... 1,041

*North-West.*

Pop. 68,909. Elec. 15,404.  
Billson, A. *l* ..... 7,667  
\*Heath, Sir J. *c* ... 5,557

Majority ..... 2,110

On death of Sir Alfred Billson.

Election 31st July, 1907.  
Stanley, A. *l* & *la* 7,396  
Twyford, T. W. *c* 5,047

Majority ..... 2,349

*Lichfield.*

Pop. 56,897. Elec. 10,123.  
\*Warner, T. C. *l* ... 5,421  
Grosvenor, Hon.  
R. V. *u* ... 2,991

Majority ..... 2,430

*East Stafford.*

Pop. 52,378. Elec. 13,912.  
\*Hill, H. S. *c* ..... 6,311  
Guest, Hon. F. *l* ... 6,470

Majority ..... 641

## Staffordshire (continued).

*Handsworth.*  
Pop. 126,254. Elec. 26,243.  
\*Meysey-Thompson,  
E. C. *u* ..... 13,407  
Leon, H. S. *l* ..... 8,636

Majority ..... 4,771

## Stalybridge.

Pop. 46,568. Elec. 7,691.  
\*Cheetham, J. F. *l* 3,836  
Travis-Clegg, J. *c* 3,382

Majority ..... 454

Stamford, *see* Lincoln.Stepney, *see* Tower Hamlets.

## Stirling District.

Pop. 44,536. Elec. 7,464.  
\*Campbell-Banner-  
man, Sir H. *l* Unop

## Stirlingshire.

Pop. 105,637. Elec. 18,942.  
Smeaton, D. M. *l* ... 9,475  
Graham, Marquis *c* 5,806

Majority ..... 3,669

## Stockport (2).

Pop. 78,871. Elec. 12,645.  
Wardle, G. J. *irc* ... 7,299  
Duckworth, J. *l* ... 6,544  
Barnston, H. *c* ..... 4,591  
O'Neill, Hon. H. *c* 4,064

Majority ..... 1,953

## Stockton-on-Tees.

Pop. 71,812. Elec. 12,581.  
\*Kopner, Col. Sir  
R. *c* ... 5,330

Mendl, S. F. *l* ..... 3,675

Rose, F. *irc* ..... 2,710

Majority ..... 1,655

## Stoke-on-Trent.

Pop. 89,023. Elec. 14,091.  
Ward, J. *l* & *lab* ... 7,660  
\*Coghill, D. H. *c* ... 4,288

Majority ..... 3,372

Stowmarket, *see* Suffolk.

## Strand.

Pop. 53,237. Elec. 8,109.  
\*Smuth, Hon. W. F. *De* 3,935  
Lawrence, A. W. *l* 1,854

Majority ..... 2,081

Stratford-on-Avon, *see* Warwickshire.Stretford, *see* Lancashire, S. E.Stroud, *see* Gloucestershire.Sudbury, *see* Suffolk.

## Suffolk.

*North, or Lowestoft.*  
Pop. 69,859. Elec. 14,602.  
Beauchamp, E. *l* ... 6,510  
\*Lucas, Col. F. A. *c* 4,905

Majority ..... 1,605

*North-East, or Eye.*

Pop. 51,899. Elec. 10,166.  
\*Stevenson, F. S. *l* Unop  
On resignation of Mr. Stevenson.  
Election, 6th April, 1906.

Pearson, Harold *l* ... 4,568

Graham, Lord *u* ... 4,371

*North-West, or Stowmarket.*

Pop. 54,864. Elec. 10,971.  
Hardy, G. A. *l* ..... 4,801  
Guinness, Hon. W. *c* 4,588

Majority ..... 213

*South, or Sudbury.*

Pop. 52,161. Elec. 10,121.  
Heaton-Armstrong,  
W. C. *l* 4,201

\*Quilter, Sir C., Bt. *u* 4,065

Majority ..... 136

*South-East, or Woodbridge.*

Pop. 57,802. Elec. 12,528.  
Everett, R. L. *l* ... 5,527  
\*Pretymann, Cap. E. *c* 5,348

Majority ..... 179

## Sunderland (2).

Pop. 159,859. Elec. 27,650.  
Stuart, J. *l* ..... 13,620  
Summerbell, T. *irc* 13,430  
Haggie, D. H. *c* ... 7,879  
\*Pemberton, J. S. *c* 7,244

Majority ..... 5,551

## Surrey.

*North-West, or Chertsey.*  
Pop. 79,898. Elec. 15,419.  
Marnham, F. J. *l* ... 6,365  
\*Bingham, Lord *c* ... 6,266

Majority ..... 99

*South-West, or Guildford.*

Pop. 77,289. Elec. 14,469.  
Cowan, W. H. *l* ... 6,430  
\*Brodrick, Rt. Hon.  
St. J. *c* ... 5,630

Majority ..... 800

*South-East, or Reigate.*

Pop. 73,279. Elec. 13,817.  
Brodie, H. C. *l* ..... 6,067  
Rawson, Col. R. H. *c* 5,848

Majority ..... 219

*Mid, or Epsom.*

Pop. 86,705. Elec. 15,933.  
\*Kewick, W. *c* ... 7,316  
Aston, A. W. *l* ... 6,221

Majority ..... 1,095

<b>Surrey (continued).</b>		<b>Swansea.</b>		<b>Tower Hamlets (continued).</b>	
<i>Kingsdon.</i>		<i>Town.</i>		<i>Stepney.</i>	
Pop. 103,040. Elec. 17,270.		Pop. 63,478. Elec. 11,030.		Pop. 63,689. Elec. 5,178.	
Cave, G., K.C. c. ... 7,656		*Newnes, Sir G. l. ... 5,535		*Evans-Gordon,	
Whyte, R. l. ... 6,637		Wright, Col. J. R. c. 4,081		Maj. Sir W. E. c. 2,490	
Majority ..... 1,019		Majority ..... 1,454		Stokes, Durham, l. 1,853	
<i>North-East, or Wimbledon.</i>		<i>District.</i>		Majority ..... 637	
Pop. 99,066. Elec. 21,899.		Pop. 64,574. Elec. 11,908.		On resignation of Sir Evans-	
*Hambro, C. E. c. ... 9,523		*Brynmor-Jones,		Gordon.	
Fox-Pitt, St. G. l. l. 7,409		D., K.C. l. Unop		Election May 10th, 1907.	
Majority ..... 2,114		<b>Tamworth, see Warwick.</b>		Har is, F. L. c. ... 2,299	
On resignation of Mr. Hambro.		<b>Taunton.</b>		Cooper, Beau l. & l. 1,350	
Election 14th May, 1907.		Pop. 19,714. Elec. 3,590.		Majority ..... 949	
Chaplin, Rt. Hon.		Boyle, Sir E., K.C. c. 1,842		<i>Bow and Bromley.</i>	
Henry, u. ... 10,063		Ponsonby, Arthur l. 1,503		Pop. 91,081. Elec. 10,645.	
Russell, Hon. B.		Majority ..... 339		Brooke, W. S. l. ... 4,596	
(woman suffrage) 3,299		<b>Tavistock, see Devonshire.</b>		Du Cros, A. P. c. ... 3,974	
Majority ..... 6,764		<b>Tewkesbury, see Gloucester-</b>		Majority ..... 622	
<b>Sussex.</b>		<b>shire.</b>		<i>Poplar.</i>	
<i>North-West, or Horsham.</i>		<b>Thanet, Isle of, see Kent.</b>		Pop. 78,430. Elec. 9,088.	
Pop. 53,629. Elec. 10,508.		<b>Thirsk, see Yorkshire, N. E.</b>		*Buxton, S. l. ... 4,546	
*Turnour, Viscount 4,903		<b>Thornbury, see Gloucester.</b>		Borwick, G. O. c. ... 2,235	
Erskine, L. R. l. ... 4,286		<b>Tipperary County.</b>		Majority ..... 2,311	
Majority ..... 617		<i>North.</i> Pop. 39,591. Elec. 5,659.		<b>Tradeside, see Glasgow.</b>	
<i>South-West, or Chichester.</i>		<i>Hogan, M. n. ... Unop</i>		<b>Truro, see Cornwall.</b>	
Pop. 58,448. Elec. 11,225.		<i>Mid.</i> Pop. 40,598. Elec. 5,997.		Tullamore, see King's County	
*Talbot, Lord E. c. 5,197		*O'Brien, K. E. n. ... Unop		Tunbridge, see Kent.	
Allen, J. E. l. ... 4,023		<i>South.</i> Pop. 37,076. Elec. 5,093.		<b>Tynemouth.</b>	
Majority ..... 1,174		*Cullinan, J. n. ... Unop		Pop. 51,514. Elec. 9,019.	
<i>North, or East Grinstead.</i>		<i>East.</i> Pop. 40,581. Elec. 5,275.		Craig, H. J. l. ... 4,286	
Pop. 56,958. Elec. 10,736.		*Condon, T. J. n. ... Unop		*Harris, F. L. c. ... 3,522	
Corbett, C. H. l. ... 4,793		<b>Tiverton, see Devonshire.</b>		Majority ..... 764	
Crookshank, E. M. c. 4,531		<b>Torquay, see Devonshire.</b>		Tyneside, see Northumberland	
Majority ..... 262		<b>Totnes, see Devonshire.</b>		Tyrone County.	
<i>Mid, or Lewes.</i>		<b>Tottenham, see Middlesex.</b>		<i>North.</i> Pop. 83,240. Elec. 6,181.	
Pop. 76,267. Elec. 15,560.		<b>Tower Hamlets.</b>		Dodd, Sergt.	
*Aubrey Fletcher,		<i>Whitechapel.</i>		W. H., K.C. l. 2,966	
Sir H., Bt. c. 7,172		Pop. 78,624. Elec. 4,279.		Henry, D. S., K.C. u. 2,957	
Morrison, H. l. ... 5,458		*Samuel, S. M. l. ... 1,925		Majority ..... 9	
Majority ..... 1,714		Kyd, D. H. c. ... 1,569		Serjeant Dodd made a Judge.	
<i>South, or Eastbourne.</i>		Majority ..... 356		Election 8th March, 1907.	
Pop. 79,415. Elec. 12,913.		<i>St. George's-in-East.</i>		Barry, R., K.C. l. 3,013	
Beaumont, H. l. ... 5,933		Pop. 51,071. Elec. 3,246.		Henry, D., K.C. u. 3,006	
*Hogg, Sir L., Bt. c. 5,303		Benn, W. W. l. ... 1,685		Majority ..... 7	
Majority ..... 630		Wells, H. H. c. ... 1,064		<i>Mid.</i> Pop. 37,953. Elec. 6,796.	
<i>East, or Rye.</i>		Majority ..... 621		*Murnaghan, G. n. Unop	
Pop. 64,031. Elec. 12,842.		<i>Linehouse.</i>		East. Pop. 39,503. Elec. 3,299.	
Courthope, G. L. c. 6,122		Pop. 55,906. Elec. 6,234.		*Doogan, P. C. n. ... 3,053	
Hutchinson, C. F. l. 4,964		Pearce, W. l. ... 2,981		McCaw, M. c. ... 3,022	
Majority ..... 1,158		*Samuel, Sir H. S. c. 2,007		Majority ..... 31	
<b>Sutherlandshire.</b>		Majority ..... 974		On death of Mr. Doogan.	
Pop. 29,656. Elec. 2,314.		<i>Mile End.</i>		Election, July 25th, 1906.	
Morton, A. C. l. ... 1,383		Pop. 48,348. Elec. 5,419.		Kettle, T. M. n. ... 3,019	
*Leveson-Gower,		Strauss, B. S. l. ... 2,295		Maccaw, W. J. M. c. 3,000	
F. S. u. 933		*Lawson,		<i>South.</i> Pop. 34,772. Elec. 5,982.	
Majority ..... 450		Hon. H. L. W., u. 2,169		*Russell, T. W. l. ... 2,954	
		Majority ..... 126		Hornor, A. L., K.C. u. 2,671	
				Majority ..... 283	

Uxbridge, *see* Middlesex.**Wakefield.**

Pop. 41,189. Elec. 6,326.  
 \*Brotherton, E. A. c 2,285  
 Coit, Dr. S. *lrc* ... 2,068  
 Snape, T. I ..... 1,247

Majority ..... 217

**Walsall.**

Pop. 89,440. Elec. 14,127.  
 Dunne, Maj. E. M. I 7,092  
 Bagshawe, B. c ..... 5,893

Majority ..... 1,199

Walthamstow, *see* Essex.Walton, *see* Liverpool.Walworth, *see* Newington.**Wandsworth.**

Pop. 179,882. Elec. 31,398.  
 \*Kimber, Sir H. c 12,433  
 Reed, A. E. I ..... 11,888

Majority ..... 545

Wansbeck, *see* Northumberland.**Warrington.**

Pop. 64,702. Elec. 10,365.  
 Crosfield, A. H. I. 5,599  
 \*Pierpoint, R. c ... 4,099

Majority ..... 1,500

**Warwick and Leamington.**

Pop. 39,975. Elec. 6,296.  
 Berridge, T. H. D. I 3,011  
 \*Lyttelton,

Hon. A., K. C. W. 2,802

Majority ..... 209

**Warwickshire.**

*North, or Tamworth.*  
 Pop. 72,351. Elec. 15,491.  
 \*Muntz, Sir P. A. c 7,561  
 Keay, J. S. I ..... 4,842

Majority ..... 2,719

*North-East, or Atherstone.*

Pop. 69,905. Elec. 15,021.  
 Johnson, W. I & lab 7,677  
 \*Newdigate, F. A. c 5,849

Majority ..... 1,828

*South-West, or Stratford-on-Avon.*

Pop. 41,067. Elec. 10,173.  
 Smith, Cap. M. K. I 4,321  
 \*P. S. Foster, c ... 4,173

Majority ..... 148

*South-East, or Rugby.*

Pop. 56,221. Elec. 11,451.  
 \*Grant, Corrie, I ... 5,181  
 Matland, A. D. S. c 4,949

Majority ..... 272

**Waterford City.**

Pop. 27,947. Elec. 3,754

\*Redmond, J. E. W Unop

**Waterford County.**

*West.*  
 Pop. 32,368. Elec. 4,426.  
 \*O'Shee, J. J. W ... Unop  
*East.*  
 Pop. 29,305. Elec. 4,042.

\*Power, F. J. W ..... Unop

**Watford, see Hertfordshire.****Wednesbury.**

Pop. 72,478. Elec. 14,739.  
 Hyde, C. G. I ..... 6,150  
 Bird, A. F. c ..... 5,206

Majority ..... 944

Wellington, *see* Shropshire.Wellington, *see* Somersetshire.Wells, *see* Somersetshire.**West Bromwich.**

Pop. 63,172. Elec. 10,726.  
 Hazel, Dr. A. E. I. 5,475  
 Lewisham, Lord c. 4,259

Majority ..... 1,216

**Westbury, see Wiltshire.****West Derby, see Liverpool.****West Ham.**

*North.*  
 Pop. 105,722. Elec. 16,101.  
 Masterman, C. F. I 6,838  
 \*Gray, E. c ..... 5,094

Majority ..... 1,744

*South.*

Pop. 161,586. Elec. 22,758.  
 Thorne, W. *lrc* ..... 10,210  
 Nutting, Sir J. G. c 4,973

Majority ..... 5,237

**Westhoughton, see Lancs.****Westmeath.**

*North.*  
 Pop. 29,887. Elec. 5,297.  
 Guinness, L. W. .... Unop

*South.*

Pop. 28,494. Elec. 5,379.  
 \*Sullivan, D. W. .... Unop  
 On death of Mr. D. Sullivan.

Election 13th April, 1907.

Nugent, Sir W. K.,

lit. W. .... Cncp

**Westminster.**

Pop. 50,758. Elec. 7,539.  
 \*Burdett-Coutts,

W. c ..... 3,167

Hobart, Capt. C. I. 2,054

Majority ..... 1,113

**Westmoreland.**

*North, or Appleby.*  
 Pop. 31,480. Elec. 4,528.  
 \*Jones, Leif I ..... 2,894

Kerry, Lord c ..... 2,891

Majority ..... 3

**Westmoreland (cont'd).**

*South, or Kendal.*  
 Pop. 32,825. Elec. 6,477.  
 Stewart-Smith, D. I 2,899  
 \*Bagot, Col. J. F. c 2,647

Majority ..... 252

**West Toxteth, see Liverpool.****Wexford County.**

*North.*  
 Pop. 51,180. Elec. 9,010.  
 \*Esmonde, Sir I. W. Unop

*South.*

Pop. 62,421. Elec. 8,602.  
 \*Ffrench, P. W. .... Unop

Whitby, *see* York, W.R.**Whitechapel, see Tower****Hamlets.****Whitehaven.**

Pop. 18,840. Elec. 2,945.  
 Burnyeat, W. J. I. 1,507  
 Robertson-Walker,

J. c ..... 1,194

Majority ..... 313

**Wick District.**

Pop. 17,493. Elec. 2,887.

\*Bignold, Sir A. c. 1,362

Thomson, W. I ..... 1,266

Majority ..... 96

**Wicklow County.**

*East.*  
 Pop. 31,142. Elec. 4,954.  
 \*Cogan, D. J. W ... Unop

On resignation of Mr. Cogan.

Election 29th July, 1907.

Muldoon, J. W. .... Unop

*West.*

Pop. 27,122. Elec. 4,406.

\*O'Connor, James W. Unop

**Widnes, see Lancashire, S.W.****Wigan.**

Pop. 60,770. Elec. 8,804.

\*Powell, Sir F. S. c. 3,573

Smith, T. lab. .... 2,205

Woods, Col. W. I. 1,900

Majority ..... 1,368

**Wight, see Isle of Wight.****Wigtownshire.**

Pop. 32,394. Elec. 5,608.

Dalrymple, Visct c 2,866

Waring, Capt. W. I 2,127

Majority ..... 739

**Wilton, see Wiltshire.****Wiltshire.***West, or Westbury.*

Pop. 50,045. Elec. 10,130.

\*Fuller, J. M. F. I 5,264

Dunsany, Lord c ... 3,788

Majority ..... 1,476

## Wiltshire (continued).

*East, or Devizes.*  
Pop. 40,648. Elec. 8,983.  
Rogers, F. N. l. .... 4,247  
White, Maj. G. c. .... 3,633  
Majority ..... 614

*South, or Wilton.*  
Pop. 42,123. Elec. 8,632.  
Morse, L. L. l. .... 4,272  
\*Morrison, J. A. c. 3,548  
Majority ..... 724

*North or Cricklade.*  
Pop. 70,899. Elec. 14,390  
Massie, Dr. J. l. .... 7,294  
Ward, A. u. .... 5,716  
Majority ..... 1,578

*North-West, or Chippenham.*  
Pop. 44,709. Elec. 8,838.  
\*Dickson-Poynder,  
Sir J. l. .... 4,937  
Randolph, J. R. c. .... 2,971  
Majority ..... 1,966

Wimbleton, *see* Surrey.  
Winechester.  
Pop. 18,991. Elec. 2,982.  
Baring, Hon. G. c. .... 1,322  
McCurdy, C. A. l. .... 1,272  
Majority ..... 50

Windsor.  
Pop. 21,477. Elec. 3,210.  
Mason, J. F. c. .... 1,504  
Bigham, Capt. C. l. 1,376  
Majority ..... 128

Wirral, *see* Cheshire.

Wisbech, *see* Cambridge.

Wokingham, *see* Berks.

Wolverhampton.  
*West.*  
Pop. 75,605. Elec. 12,707.  
Richards, T. F. lrc 5,767  
\*Hickman, Sir A. c. 5,588  
Majority ..... 179

*East.*  
Pop. 58,258. Elec. 9,756.  
\*Fowler, Sir H. H. l 5,610  
Amery, L. S. u. .... 2,745  
Majority ..... 2,865

*South.*  
Pop. 58,887. Elec. 9,974.  
\*Norman, H. l. .... 4,823  
Villiers, Maj. C. u. 4,137  
Majority ..... 686

Woodbridge, *see* Suffolk.

Woodstock, *see* Oxford.

## Woolwich.

Pop. 117,157. Elec. 17,870.  
\*Crooks, W. lrc. .... 9,026  
Adams, Maj. W. c. 6,914  
Majority ..... 2,112

Worcester.  
Pop. 46,623. Elec. 8,412.  
Williamson, G. H. c 3,881  
Harben, H. D. l. .... 3,752  
Majority ..... 129

Worcestershire.  
*West, or Bewdley.*  
Pop. 54,021. Elec. 10,231.  
\*Baldwin, A. c. .... 5,912  
Benson, G. R. l. .... 2,718  
Majority ..... 3,194

*South, or Evesham.*  
Pop. 49,782. Elec. 9,756.  
\*Long, Col. C. W. c 4,385  
Biggs, Maj. A. W. l 4,293  
Majority ..... 92

*Mid, or Droitwich.*  
Pop. 50,699. Elec. 11,233.  
Harmsworth, C. l. .... 5,165  
Knight, Capt. E. c. 4,611  
Majority ..... 554

*North.*  
Pop. 77,635. Elec. 15,732.  
\*Wilson, J. W. l. .... 6,908  
Campion, W. R. u. 6,429  
Majority ..... 479

*East.*  
Pop. 95,720. Elec. 18,769.  
\*Chamberlain, J.  
Austen u. .... 10,129  
Morgan, J. l. .... 5,763  
Majority ..... 4,366

Wycombe, *see* Bucks.

Yarmouth, *see* Gt. Yarmouth.

York City (2).  
Pop. 75,391. Elec. 13,864.  
Greenwood, H. l. .... 6,413  
\*Faber, G. D. c. .... 6,108  
\*Butcher, J. G. c. .... 6,094  
Stuart, G. H. lrc. .... 4,573

Yorkshire.  
*Thirsk and Malton.*  
Pop. 57,720. Elec. 12,888.  
Helmsley, Visct. c. 5,848  
Brigg, J. J. l. .... 5,044  
Majority ..... 804

*Richmond.*  
Pop. 50,878. Elec. 10,112.  
Acland, F. D. l. .... 4,470  
Ronaldshay, Lord c 4,368  
Majority ..... 102

## Yorkshire (continued).

*Cleveland.*  
Pop. 60,019. Elec. 13,086.  
\*Samuel, Herbert l Unop  
*Holderness.*  
Pop. 42,193. Elec. 10,117.

\*Wilson, A. S. c. .... 4,441  
Wilberforce, E. J. l 4,411  
Majority ..... 30

*Buckrose.*  
Pop. 53,553. Elec. 10,151.  
\*White, Luke l ... 5,236  
Garnock Lord c ... 3,634  
Majority ..... 1,602

*Whitby.*  
Pop. 51,200. Elec. 11,263.  
Beckett, Hon. G. c 4,780  
\*Buxton, Noel l. .... 4,709  
Majority ..... 71

*Howdenshire.*  
Pop. 50,063. Elec. 9,693.  
Harrison-Broadley,  
Col. H. B. c. .... 4,763  
Benson, Percy, l. .... 4,150  
Majority ..... 613

*Skipton.*  
Pop. 64,038. Elec. 12,707.  
Clough, W. l. .... 5,834  
Roundell, R. F. c. .... 5,601  
Majority ..... 233

*Keighley.*  
Pop. 70,427. Elec. 13,125.  
\*Brigg, J. l. .... 5,322  
Acworth, W. M. u. 3,229  
Newlove, W. lab. .... 3,102  
Majority ..... 2,093

*Shipley.*  
Pop. 65,686. Elec. 16,295  
Illingworth, P. l. .... Unop  
*Sowerby.*  
Pop. 68,026. Elec. 12,492.

\*Higham, J. S. l. .... 6,482  
Hinchcliffe, W. c. .... 4,034  
Majority ..... 2,448

*Elland.*  
Pop. 66,127. Elec. 13,828.  
\*Trevelyan, C. P. l 7,609  
Brooke-Hitching,  
Sir T. H. c. .... 3,962  
Majority ..... 3,647

*Mortley.*  
Pop. 70,921. Elec. 15,160.  
\*Hutton, A. E. l. .... Unop  
*Normanton.*  
Pop. 80,285. Elec. 15,474.

\*Hall, Fred. l & lab Unop

**Yorkshire (continued.)**

*Colne Valley.*  
Pop. 88,140. Elec. 11,563.  
\*Kitson, Sir J. I. ... Unop  
Sir J. Kitson raised to Peerage.  
Election 18th July, 1907.  
Grayson, Vic. *etc.* 3,648  
Bright, P. L. ... 3,495  
Wheler, G. C. H. c 3,227  
Majority ..... 153  
*Huddersfield.*  
Pop. 85,179. Elec. 12,219.  
\*Wilson, H. J. l. ... 6,850  
Jebb, S. G. c ... 2,677  
Majority ..... 4,173  
*Rotherham.*  
Pop. 101,041. Elec. 18,482.  
\*Holland, Sir  
W. H. l. ... Unop  
*Barnsley.*  
Pop. 101,041. Elec. 19,564.  
\*Waltou, Joseph I. Unop

**Yorkshire (continued.)**

*Hallamshire.*  
Pop. 90,105. Elec. 18,065.  
Wadsworth, J. l. *ab* 8,375  
Kelley, F. A. c ..... 6,807  
Majority ..... 1,568  
*Doncaster.*  
Pop. 92,860. Elec. 18,082.  
Nicholson, C. N. l. 9,315  
\*Fison, Sir F. W. c 5,646  
Majority ..... 3,669  
*Ripon.*  
Pop. 68,807. Elec. 12,635.  
Lynch, H. F. B. l. 5,645  
\*Wharton, J. L. c 5,332  
Majority ... 313  
*Otley.*  
Pop. 68,774. Elec. 12,670.  
\*Duncan, J. H. l. ... 6,307  
Thompson, W. W. c 4,638  
Majority ... 1,649

**Yorkshire (continued.)**

*Spenn Valley.*  
Pop. 57,997. Elec. 11,300.  
\*Whittaker, T. P. l 5,956  
Johnson, R. c ..... 3,092  
Majority ..... 2,864  
*Pudsey.*  
Pop. 52,092. Elec. 15,069.  
\*Whiteley, G. l. ... 7,043  
Ford, Col. C. u ... 3,541  
Majority ..... 3,502  
*Barkston Ash.*  
Pop. 53,292. Elec. 10,286.  
Lane Fox, G. R. c 4,894  
\*Andrews, J. O. l. 4,246  
Majority ... 648  
*Osgoldcross.*  
Pop. 81,214. Elec. 16,685.  
Rickett, J. C. l ... 8,482  
Wheler, J. C. H. c. 4,358  
Majority ... 4,124

**PARLIAMENTS SINCE 1796.**

	Assembled.		Dissolved.		Duration.			Assembled.		Dissolved.		Duration.		
	Yrs.	M. D.	Yrs.	M. D.	Yrs.	M. D.		Yrs.	M. D.	Yrs.	M. D.	Yrs.	M. D.	
1	<i>George III.</i> Sept. 27, 1796*		June 29, 1802		5	9	2	<i>Queen Victoria.</i> Nov. 15, 1837		June 23, 1841		3	7	9
2	Oct. 29, 1802		Oct. 25, 1806		3	11	26	14	Aug. 19, 1841	July 23, 1847		5	11	5
3	Dec. 15, 1806		April 29, 1807		0	4	14	15	Nov. 15, 1847	July 1, 1852		4	7	14
4	June 22, 1807		Sept. 29, 1812		5	3	7	16	Nov. 4, 1852	Mar. 1, 1857		4	4	18
5	Nov. 24, 1812		June 10, 1818		5	6	16	17	April 1, 1857	April 23, 1859		1	11	23
6	Jan. 14, 1819		Feb. 29, 1820		1	1	15	18	May 31, 1859	July 6, 1865		6	1	6
								19	Feb. 1, 1866	Nov. 11, 1868		2	9	19
								20	Dec. 10, 1868	Jan. 26, 1874		5	1	17
								21	Mar. 5, 1874	Mar. 23, 1880		6	0	19
7	<i>George IV.</i> April 23, 1820		June 2, 1826		6	1	10	22	April 29, 1880	Nov. 18, 1885		5	6	20
8	Nov. 14, 1826		July 24, 1830		3	8	10	23	Jan. 12, 1886	June 26, 1886		0	5	15
								24	Aug. 5, 1886	June 28, 1892		5	10	24
								25	Aug. 4, 1892	July 8, 1895		2	11	5
								26	Aug. 12, 1895	Sept. 25, 1900		5	1	14
9	Oct. 26, 1830		April 22, 1831		0	5	27	27	Dec. 3, 1900	Jan. 8, 1906		5	1	6
10	June 14, 1831		Dec. 3, 1832		1	5	19	28	<i>Edward VII.</i> Feb. 14, 1906					
11	Jan. 29, 1833		Dec. 30, 1834		1	11	1	28						
12	Feb. 19, 1835		July 17, 1837		2	4	28							

\* Parliament first met after the Union with Ireland, January 22nd, 1801.

**Summary of the Two Houses of Parliament.**

HOUSE OF LORDS.		HOUSE OF COMMONS.	
Peers of the Blood Royal	3	ENGLAND AND WALES	MEMBERS
Archbishops	2	53 Counties in 253 Divisions	253
Dukes	22	144 Cities, Boroughs, &c., in 215 Divisions	237
Marquesses	28	3 Universities	5
Earls	124	SCOTLAND.	
Vicounts	40	34 Counties in 59 Divisions	29
Bishops	24	7 Cities, &c., in 17 Divisions	15
Barons	326	13 Districts of Burghs	13
Scottish Representative Peers	16	4 Universities	2
Irish Representative Peers	28	IRELAND.	
		32 Counties	85
		9 Cities and Boroughs	16
		1 University	2
<b>Total</b>	<b>417</b>	<b>Total</b>	<b>670</b>

## ALPHABETICAL LIST OF THE HOUSE OF COMMONS.

*With Age, Profession, Politics, and other particulars  
of the Members,*

The Initials prefixed denote the Political Party to which each Member belongs.—L—Liberal; N—Nationalist; U—Unionist; LA—Labour.

SPEAKER—RT. HON. JAMES WILLIAM LOWTHER.

CHAIRMAN OF COMMITTEES—ALFRED EMMOTT.

Member.	Born.	Constituency.	Profession, &c.
La Abraham, William	1842	Glamorgan, Rhondda	Miners' Agent (Maibon).
N Abramam, William	1840	Cork Co., N.E.	Nurseryman.
L Acland, F. D.	1874	Yorkshire, Richmond	
U Acland-Hood, Rt. Hon. Sir A.	1853	Somerset, Wellington	Ex-Parly. Secy. to Treasury.
L Adkins, W. B.	1862	Lancs., S.E., Middleton	Barrister.
L Aroew, George William	1832	Salford, W.	
L Ainsworth, John S.	1844	Argyll	Ironmaster.
U Akers-Douglas, Rt. Hon. A.	1851	Kent, St. Augustine's	Ex-Home Secretary.
L Alden, Percy	1855	Middlesex, Tottenham	Journalist.
L Allen, A. A.	1868	Christchurch	Barrister (does not practise).
L Allen, Charles P.	1861	Gloucester, Stroud	Newspaper Proprietor.
N Ambrose, Dr. Robert	1855	Mayo, W.	Surgeon
U Anson, Sir William R., Bt.	1843	Oxford University	Ex-Parly. Sec. Board Education.
U Anstruther-Gray, Major	1839	St. Andrews Burghs	Army (retired).
U Arkwright, John S.	1872	Hereford	Barrister.
L Armitage, R.	1866	Leeds, Central	Ironmaster.
L Armstrong, W. C. Heaton	1853	Suffolk, Sudbury	Banker.
U Arnold-Forster, Rt. Hon. H. O.	1855	Croydon	
U Ashley, W. W.	1857	Lanca., N., Blackpool	Dir. Cassell & Co. Ex-Sec. for War
L Ashton, Thomas Gair	1855	Lanca., Luton	Army (retired).
L Asquith, Rt. Hon. Herbert H.	1832	Pife, E.	Manufacturer and Merchant.
L Astbury J. M., K.C.	1860	Lanca., Southport	K.C. Chan. of Exchequer (£5,000).
L Atherley-Jones, Llew.	1851	Durham, N.W.	Barrister.
U Aubrey-Fletcher, Rt. Hon. Sir H.	1835	Sussex, Lewes	K.C. Army (retired).
L Baker, J. Allen	1852	Finbury, E.	Engineer.
L Baker, Sir J.	1818	Portsmouth	Woolen Merchant.
U Balcarras, Lord	1871	Lanca., N., Chorley	Son of Earl Crawford.
U Baldwin, Alfred	1841	Worcester, Bewdley	Ironmaster.
U Balfour, Rt. Hon. Arthur J.	1848	City of London	Ex-Premier. Landowner.
L Balfour, R.	1844	Lanark, Partick	Merchant.
U Banbury, Sir F., Bt.	1830	City of London	Stockbroker.
L Baring, G.	1871	Ile of Wight	Chairman Isle of Wight Co. Co.
U Baring, Hon. G. V.	1873	Winchester	Army.
L Barker, J.	1840	Penryn & Falmouth	Founder J. Barker & Co., K's'ton
L Barkow, Sir John E., Bart.	1857	Somerset, Frome	Merchant.
L Barlow, Percy	1867	Bedford	Barrister.
La Barnard, E. B.	1856	Kidderminster	Merchant.
La Barnes, G. N.	1859	Glasgow, Blackfriars	Gen. Sec. Society of Engineers
L Barran, Rowland H.	1838	Leeds, N.	Merchant.
U Barrie, H. T.	1860	Londonderry, N.	Produce Merchant.
N Barry, Edward	1852	Cork Co., S.	Farmer.
L Barry, Edmund, K.C.		Trone, N.	Solicitor-General for Ireland.
U Beach, Rt. Hon. M. Hicks	1877	Gloucester, Tewkesbury	Son of Viscount Aldwa.
L Beale, W. P., K.C.	1839	Arshire, S.	Barrister.
L Beauchamp, Edward	1849	Suffolk, Lowestoft	Underwriter.
L Beaumont, H.	1864	Sussex, Eastbourne	Gentleman.
L Beck, A. C.	1875	Cambridge, Wisbech	Barrister.
U Bockett, Hon. Gerrase	1856	York, N.R., Whitby	Banker.
La Bell, Richard	1859	Derby	Sec. A.S. Railway Servants.
L B-lair, C.	1871	Lynn Regis	Ex-Navy.
L Belloc, Hilaire V. P. E.	1870	Salford, S.	Journalist and Author.
L Benn, Sir John W.	1850	Devonport	Newspaper Proprietor.
L Benn, W. W.	1877	Tower Hamlets, St. George.	Newspaper Proprietor.
L Bennett, E. N.	1866	Oxfordshire, Woodstock	War Correspondent.
L Berridge, T. H. D.	1853	Warwick & Leamington	Solicitor.

Member.	Born.	Constituency.	Profession, &c.
L. Borlase, J.	1856	Herts, Hitchin	Solicitor.
L. Booth, Sir J. H.	1856	Bucks, Romford	Land Agent.
L. Booth, T. R.	1857	Essex, Maldon	Barriester.
U. Boydell, Sir Arthur		Wick Burials	Railway Director.
L. Brill, Rt. Hon. A., K.C.	1850	Eristol, N.	Chief Sec. retary for Ireland.
L. Buck, A. W.	1853	Heds., Biggleswade	Lace Manufacturer.
N. Buland, John P.	1870	Kerry, S.	Barriester.
L. Bottomley, H. W.	1850	Hackney, S.	Director.
L. Boulton, A. C. F.	1852	Hunts, Ramsey	Barriester.
Lu. Bowerman, C. W.	1851	Deptford	Sec. London Society Compositors.
U. Bowles, G. Stewart	1877	Lambeth, Norwood	Ex-Navy.
U. Boyle, Sir E., Bt., K.C.	1849	Taunton	Barriester.
La. Birse, W. E., Bt., K.C.	1855	Glamorgan, S.	Vice-Pres. S. Wales Miners' Fed.
L. Bramston, T. A.	1857	Portsmouth	Solicitor, Coroner Portsmouth.
L. Branch, J.	1845	Middlesex, Enfield	Boot Manufacturer.
U. Bridgman, W. C.	1864	Shropshire, Oswestry	Langowner.
L. Briggs, John	1834	Yorks, W.R., Keighley	Worsted Manufacturer.
L. Bright, J. A.	1848	Oldham	Cotton Spinner.
L. Brockburat, W. B.	1851	Cheshire, Macclesfield	Silk Manufacturer.
L. Brodie, H. C.	1875	Surrey, Reigate	Colonial Merchant.
L. Brooke, W. W. S.	1859	Tr. Hamlets, Bow & Bromley	Firmly Christian Ministr. Boston.
U. Brotherton, E. A.	1854	Wakefield	Chemical Manufacturer. [U.S.A.]
L. Brunner, J. F. L.	1865	Lancs., S.W., Leigh	Alkali Manufacturer.
L. Brunner, Rt. Hon. Sir J. T., Bt.	1842	Cheshire, Northwich	Alkali Manufacturer.
L. Bryce, J. A.	184-	Inverness Burials	East India Merchant. Banker.
L. Buchanan, Thomas R.	1846	Perthshire, E.	Financial Sec. War Office (£1,500).
L. Buckmaster, S. O., K.C.	1851	Cambridge	Barriester.
U. Bull, Sir William James	1853	Hammer-smith	Solicitor and Director.
U. Burdett-Coutts, W. L. A. B.	1851	Westminster	
N. Burke, E. Haviland	1864	King's Co., Tullamore	Whip to Irish Party.
L. Burns, Rt. Hon. John	1858	Hatterston	Pres. Local Govt. Board (£2,000).
L. Burney, W. J. D.	1874	Whitehaven	Barriester.
La. Burt, Rt. Hon. Thomas	1837	Morpeth	Sec. Miners Association.
U. Butcher, S. H.	1850	Cambridge University	Fellow Univ. Coll., Oxford.
L. Burton, Rt. Hon. Sidney C.	1853	Tower Hamlets, Poplar	Postmaster-General (£2,500).
L. Byles, William Pollard	1859	Salford, N.	Journalist.
L. Cairns, T.	1854	Newcastle-on-Tyne	Shipowner and Merchant.
L. Caldwell, James	1859	Lanark, Midlothian	Retired Calico Printer.
L. Cameron, Robert	1825	Dur., Houghton-le-Spring	Ex-Schoolmaster.
U. Campbell, Rt. Hon. J. H. M., K.O.	1851	Dublin University	Ex-Attorney-General, Ireland.
L. Campbell-Bannerman,			
Rt. Hon. Sir H., G.C.B.	1836	Stirling Burials	Prime Minister (£5,000).
U. Carlin, E. H.	1852	Herts, St. Albans	Thread Manufacturer.
L. Carr-Gomm, H. W.	1877	Southwark, Rotherhithe	Assist. Private Sec. Premier.
U. Carson, Rt. Hon. Sir E. H., K.C.	1854	Dublin University	Ex-Solicitor-General.
U. Castlereagh, Lord	1878	Maidstone	Eldst. Son Marq. Londonderry.
L. Causton, Rt. Hon. Rich., Kt.	1843	Southwark, W.	Stationer & Printer, Paymstr-Gen.
U. Case, G., K.C.	1846	Surrey, Kingston	Recorder, Guildford.
U. Cavendish, Rt. Hon. V. C. W.	1868	Derbyshire, W.	Heir-presump. D. of Devonshire.
L. Cayley, Sir Frederick, Bart.	1840	Lancs., Prestwich	Bleacher and Calico Printer.
U. Cecil, Evelyn	1855	Aston Manor	Barriester.
U. Cecil, Lord R., K.C.	1854	Maylebone, E.	Barriester. Son 3rd Mar. Salisbury
U. Chamberlain, Rt. Hon. J.	1846	Birmingham, W.	Ex-Colonial Secretary.
U. Chamberlain, Rt. Hon. J. A.	1865	Worcestershire, E.	Ex-Chancellor Exchequer.
L. Chamber, F. W.	1842	Carlisle	Cotton Manufacturer.
L. Chamber, Sir Francis A., Bt.	1841	Northants, E.	Barriester.
U. Chapman, Rt. Hon. Henry	1849	Surrey, Wimbledon	Landowner.
L. Chebham, J. F.	1836	Stalybridge	Cotton Manufacturer.
L. Cherry, Rt. Hon. R. R., K.C.	1839	Liverpool, Exchange	Attorney-General, Ireland.
L. Chessam, L. G.	1879	Baldington N.	Journalist.
L. Churchill, Rt. Hon. Winston L. S.	1874	Manchester, N.W.	Under Sec. Colonies (£1,500).
N. Clegg, John J.	1847	Dublin Co., N.	Journalist.
L. Clark, C. G.	1849	Camberwell, Peckham	Wholesale Druggist.
U. Clark, G.		Bristol, N.	Shipbuilder.
L. Clark, J. W.	1874	Gloucester, Bridgton	Barriester.
L. Clark, W.	1862	Yorks, W.R., Skipton	Manufacturer.
La. Clarke, J. R.	1869	Manchester, N.E.	Sec. Gdham & Dis. Trades C-nnil.
U. Clarke, Mary E. F.	1843	Lewisham	Stockbroker.
L. Clarke, Frank Thoburn	1841	Lewisham	Barriester.
U. Clarke, Hon. Theo. H.	1857	Wiltshire, N.	Barriester.
U. Clarke, Rt. Hon. J. Jess	1851	Birmingham, Bordesley	Ex-Army Ex-Under Sec. Home
L. Clarke, B.	1847	Lambeth, Kennington	Retired Merchant. [Office Contractor.]



Member.	Born.	Constituency.	Profession, &c.
L Collins, Sir W. J.	1839	St. Pancras, W.	Surgeon.
N Condon, Thomas J.	1850	Tipperary, E.	Vietualler (retired).
L Cooper, Dr. G.	1844	Southwark, Bermonsey	Doctor.
U Corbett, Arch. Cameron	1856	Glasgow, Tradeston	Country Gentleman.
L Corbett, C. H.	1853	Sussex, East Grinstead.	Barrister.
U Corbett, T. L.	1854	Down, N.	
L Cornwall, Sir E. A.	1863	Bethnal Green, N.E.	Coal Merchant.
L Cory, C. J.	1859	Cornwall, St. Ives	Colliery Owner.
L Cotton, Sir H. J. S.	1845	Nottingham, E.	Retired Indian Civil Service.
U Courthope, G. L.	1877	Sussex, Rye	Barrister.
L Cowan, W. H.	1862	Surrey, Guildford	Manufacturer
L Cox, Harold	1839	Preston	Journalist.
U Craig, Charles C.	1869	Antrim, S.	
U Craig, H. J.	1869	Tynemouth	Partner Bonies, Craig & Co.
U Craig, Captain J.	1871	Down, E.	Army.
U Craik, Sir H., K.C.B.	1846	Glasgow & Aberdeen Univ.	Ex-Sec. Scotch Education Dept.
N Crean, Eugene		Cork, S.E.	Sec. an Irish Lab. Organisation.
L Cremer, Sir William R.	1878	Shard-ditch, Haggerston	Sec. Internat. Arbitratn. League
L Crombie, John William	1838	Kincardineshire	Woollen Manufacturer.
Ls Crooks, W.	1852	Woolwich	Cooper
L Croshfield, A. H.	1863	Warrington	Soap Manufacturer.
U Cross, Alexander	1947	Glasgow, Camlachie	Seed Merchant.
L Crosdale, W. J.	1844	Cheshire, Altrincham	Engineer.
N Cullinan, J.	1838	Tipperary, S.	Journalist.
La Curran, Peter Francis	1850	Durham, Jarrow	Organiser, Gasworkers' Union.
L Dalmeny, Lord	1882	Edinburgh, Midlothian	Son of Lord Rosebery.
U Dalrymple, Capt. Viscount	1879	Wilton	Army.
L Dalziel, James H.	1868	Kirkcaldy Burghs	Journalist.
L Davies, D.	1860	Montgomeryshire	Landed Proprietor. Director.
L Davies, Ellis W.	1871	Carnarvonshire, Eifion	Solicitor.
L Davies, M. Vaughan	1840	Cardigan	Agriculturist.
L Davies, T.	1857	Fulham	Draper.
U Davies, W. H.	1831	Bristol, S.	Leather Merchant.
N Debnar, William		Queen's Co., Osory	Farmer.
N Derlin, Joseph	1872	Belfast, W.	Gen. Sec. United Irish League.
L Dewar, A., K.C.	1860	Edinburgh, S.	Advocate.
L Dewar, Sir John A., Bart.	1856	Inverness	Distiller.
L Dickinson, W. H.	1839	St. Pancras, N.	Barrister.
L Dickson-Powder, Sir J., Bt.	1856	Wilts, Chippenham	
L Dilke, Rt. Hon. Sir C. W., Bt.	1843	Gloucester, Forest of Dean	
N Dillon, John	1851	Mayo, E.	L.R.C.S.I.
U Dixon-Hartland, Sir F. D., Bt.	1832	Middlesex, Uxbridge	Author.
L Dobson, T. W.	1853	Plymouth	Coal and Timber Merchant.
N Dolan, Charles J.	1881	Leitrim, N.	School Teacher.
N Donelan, Capt. A. J. C.	1846	Cork, E.	Whip Irish Nat. Party.
U Doughty, Sir George.	1854	Great Grimsby	Merchant and Shipowner.
L Duckworth, J.	1840	Stockport	Director.
C Du Cros Harvey	1846	Hastings	Chairman Dunlop Tyre Co.
N Duffy, William J.	1865	Galway, S.	Merchant.
La Dunne, C.	1865	Barrow-in-Furness	Gen. Sec. Workers' Union.
L Dunne, J. Hastings	1855	Yorks, W.R., Otley	Manufacturer.
U Duncan, R.	1850	Lanark, Govan	Marine Engineer.
L Dunn, A. E.	1864	Cornwall, Camborne	Solicitor
L Dunne, Major E. M.	1834	Walsall	Army (retired).
L Edwards, A. C.	1869	Douglh District	Barrister.
La Edwards, E.	1852	Hanley	President Miners' Federation.
L Edwards, Sir Frank, Bart.	1852	Radnor	
L Elbank, Master of	1870	Peebles and Selkirk	Comptroller House-hold (£904).
L Ellis, Rt. Hon. John Edward	1841	Nottingham, Rushcliffe	Under Sec. India (£1,500).
L Emmott, Alfred	1838	Oldham	Chairman of Committee (£2,500)
L Erskine, D. C.	1866	Perthshire, W.	
N Esmonde, Sir T. Gratian, Bt.	1862	Wexford, N.	Landowner
L Essex, R. W.	1857	Gloa., Cirencester	Paper Manufacturer.
L Eastmont, G. B.		Aberdeen, S.	Draper.
L Evans, Samuel Thomas, K.C.	1859	Glamorgan, Mid.	Barrister.
L Eve, H. Trelawny	1856	Devon, Ashburton	Barrister.
L Everett, R. L.	1833	Staffk, Woolbridge	Farmer.
U Faber, G. Denison	1852	York	Barrister.
U Faber, G. H.	1839	Boston	Eng.-writer.
U Faber, Captain W. V.	1857	Hants, Andover	Ex-Army.
U Fandell, Sir T. George	1835	Paddington, S.	Barrister.

Member.	Born.	Constituency.	Profession, &c.
N Furrell, James P.	1865	Longford, N.	Journalist and Author.
U Felli, A.	1850	Great Yarmouth	Solicitor.
Lu Fenwick, Charles	1850	Northumberland, Wansbeck	Miners' Agent.
L Ferens, T. R.	1847	Hull, E.	Starch and Blue Manufacturer.
L Ferguson, Ronald C. Munro.	1860	Leith Burghs	Country Gentleman
U Fetherstonhaugh, G.	1859	Fermanagh, N.	Barrister.
N Fitch, Peter	1844	Wexford, S.	Farmer.
N Flood, William	1846	Dublin, St. Patrick	Butcher.
L Flosses, Hon. E. E.	1864	Oxfordshire, Banbury	Stockbroker. Yeomanry.
L Fouldry, Alexander	1844	Leamark, N.E.	Engineer.
N Flavin, Michael Joseph	1866	Kerry, N.	Merchant.
U Fletcher, J. S.	1841	Hampstead	Barrister.
N Flynn, James C.	1852	Cork, N.	Banker.
U Forster, Henry Wm	1866	Kent, Sevenoaks	Ex-Lord of Treasury.
L Foster, Rt. Hon. Sir Walter.	1840	Derby, Ilkeston	Physician.
L Fowler, Rt. Hon. Sir H. H. G. C. M. I.	1850	Wolverhampton, E.	Chancellor of Lancaster (£2,000).
L Freeman-Thomson, F.	1857	Cornwall, Bodmin	Capt. Sussex Artillery (retired).
L Fuller, John Michael P.	1864	Wilts, Westbury	Jur. Lord of the Treasury.
L Fullerton, H.	1851	Cumberland, Egreimont	Retired Merchant.
L Furness, Sir Christopher	1852	Hartlepool	Shipowner.
Y Gardner, Col. Alan	1846	Hertsfordshire, Ross	Army.
U Gardner, Ernest	1846	Berks, Wokingham	Country Gentleman.
L Gabb, J.	1844	Middlesex, Hatrow	Insurance Broker.
U Gabb, G. A.	1873	Bristol, W.	Major Somerset Yeomanry.
N Gabbody, James	1845	Cork Co., W.	Draper.
La Gail, A. H.	1856	Holton	Sec. Bolton Operative Spinners.
L Gaimell, L.	1854	Westmeath, N.	Barrister.
L Gainsford, Rt. Hon. Herbt. J.	1854	Leeds, W.	Sec. Home Affairs (£5,000).
L Gibb-Costa, Sir T. Bt.	1846	Rutlandshire, W.	Cotton Thread Manufacturer.
L Giblinian, R.	1844	Antrim, N.	Linen Manufacturer.
La Glover, T.	1852	St. Helens	Treas. Lanc. & Ches. Miners' Fed.
L Goddard, Daniel Ford	1850	Ipwich	Civil Engineer.
L Good, G. P.	1875	Bath	Prte. Sec. Rt. Hon. J. Bryce. Author.
U Gordon, John, K.C.	1849	Londonderry, S.	Barrister.
L Grant, Corrie	1850	Warwickshire, Rugby	Barrister.
So Grayson, Victor		Yorkshire, Colne Valley	Journalist.
L Greenwood, G.	1850	Peterborough	Barrister.
L Greenwood, H.	1870	York	Barrister. Ex-Canadian Militia.
U Gretton, John	1867	Rutlandshire	Brewer.
L Grey, Rt. Hon. Sir Edwd., Bt.	1862	Northumberland, Berwick	Sec. Foreign Affairs (£5,000).
L Griffith, Ellis J.	1860	Anglesey	Barrister.
L Grove, T. N. A.		Northants, S.	Proprietor "New Review."
L Guest, Hon. Ivor C.	1875	Cardiff District	Sec. Yeomanry.
U Guinness, Hon. W. E.	1840	Bury St. Edmunds	3rd Son Viscount Ivesagh.
L Gulband, J. W.	1864	Dumfries Burghs	Corn Merchant.
L Gurdon, Sir W. B. K. C. M. G. C. B.	1840	Norfolk, N.	Country Gentleman
N Gwyn, S. Lucius	1864	Galway City	Journalist and Author.
U Habcock, G. B.	1863	Lancs, North Lonsdale	Shipowner.
L Hablane, Rt. Hon. R. B., K.C.	1856	Haddington	Secretary for War (£5,000).
La Hall, F.	1855	Yorks, W.R., Normanton	Agent Yorkshire Miners' Assoc.
N Halpin, J.	1843	Clare, W.	Farmer and Contractor.
U Hamilton, Marquise of	1869	Londonderry	Son of Duke of Abercorn.
L Hamont, Rt. Hon. Lewis	1863	Lancs, N.E., Rossendale	First Commasr. Works (£2,000).
La Harbo, James Keir	1856	Merriar Tydyl	Journalist.
U Harbo, G. A.	1852	Suffolk, Stowmarket	Merchant and Manufacturer.
U Harbo, Laurence	1854	Kent, Ashford	Ironmaster.
U Harmsed-Banner, J. S.	1847	Liverpool, Everton	Accountant.
L Harmsworth, C. B.	1869	Worcester, Droitwich	Newspaper Proprietor.
L Harmsworth, R. Leicester	1870	Lathness	Newspaper Proprietor.
N Harrington, Timothy	1851	Dublin, Harbour	Barr. Firmly Newspaper Prop.
U Harris, F. L.	1864	Tower Hamlets, Stepney	
U Harris, Bradley	1873	Yorks, E.R., Howdeshire	
L Hart-Davies, A. T.	1849	Hackney, N.	Retired Indian Civil Service.
L Hartley, A. G. C.	1854	Bedfordshire, N.E.	Cotton Manufacturer.
L Harvey, W. E.	1845	Bedfordshire, N.E.	Sec. Bedfordshire Miners' Assoc.
L Havelock, George	1845	Bolton	Cotton Spinner.
La Haslam, J.	1842	Bedfordshire, Chesham	Agent Bedfordshire Miners.
L Haslam, L.	1846	Manchester, Broughton	Cotton Spinner.
L Haslam, Arthur A.	1855	Manchester, S.	Cotton Merchant
U Hasle, H. Claude G. D.	186	Staffordshire, Hutton	Stockbroker.

Member.	Born.	Constituency.	Profession, &c.
N Hayden, John P.	1863	Roscommon, S.	Newspaper Proprietor.
L Hazel, Dr. A. E. W.	1869	West Bromwich	Barrister.
N Hazleton, Richard	1880	Galway, N.	Journalist.
N Healy, Timothy M., K.C.	1855	Louth, N.	Barrister.
U Heaton, J. Henniker	1848	Canterbury	Newspaper Proprietor.
L Hedges, A. P.	1867	Kent, Tonbridge	Merchant.
U Helme, Norval W.	1849	Lancs., N., Lancaster	Manufacturer.
L Helmsley, Viscount	1879	Yorks, N.R., Thirak	Heir to Earl of Faversham.
L Hemmerde, E. G.	1871	Denbighshire, E.	Barrister.
La Henderson, Arthur	1863	Durham, Barnard Castle	Trades Union Secretary.
L Henderson, J. McD.		Aberdeenshire, W.	Director.
L Henry, C. S.	1860	Shropshire, Wellington	Merchant.
L Herbert, Col. Ivor	1851	Monmouthshire, S.	Army.
L Herbert, T. A.	1863	Bucks, Wycombe	Barrister.
L Higham, John Sharp	1837	Yorks, W.R., Sowerby	Cotton Spinner.
U Hill, Rt. Hon. Lord A.	1846	Down, E.	Heir to Marquis of Downshire.
U Hill, Sir C. L., K.C.B., K.C.M.G.	1845	Shrewsbury	Foreign Office.
U Hills, J. W.	1867	Durham	Solicitor.
L Hobart, Sir R., K.C.V.O., C.B.	1836	Hants, New Forest	Retired, Civil Service.
L Hobhouse, Charles E. H.	1862	Bristol, E.	Under-Secretary for India.
La Hodge, J.	1855	Lancs., S.E., Gorton	Sec. Steel Smelters' Assoc.
N Hogan, M.		Tipperary, N.	Farmer.
L Holden, E. H.	1848	Lancashire, Heywood	Bank Director.
L Holland, Sir William H., Bt.	1849	Yorks, W.R., Rotherham	Cotton Spinner.
L Holt, Richard Durning	1868	Northumberland, Hexham	Shipowner.
L Hooper, A. G.	1857	Dudley	Solicitor.
L Hope, John D.	1860	Fife, W.	Accountant.
L Hope, W. H. B.	1855	Somerset, N.	Barrister.
U Hornaby, Sir Wm. Henry, Bt.	1841	Blackburn	Cotton Spinner.
L Horniman, E. J.	1863	Chelsea	Tea Merchant.
L Horridge, Thomas G., K.C.	1857	Manchester, E.	Barrister.
U Houston, Robert P.	1853	Liverpool, W. Toxteth	Shipowner.
L Howard, Hon. G. W. A.	1877	Cumberland, Eskdale	Son of Earl of Carlisle.
La Hudson, W.	1852	Newcastle-on-Tyne	Irish Sec. Amal. Rail. Servants.
U Hunt, Rowland	1838	Shropshire, Ludlow	Country Gentleman.
L Hutton, Alfred E.	1865	Yorks, W.R., Morley	Woolen Manufacturer.
L Hyde, C. G.	1838	Wednesbury	Contractor.
L Idrie, T. H. W.	1842	Flint Boroughs	Mineral Water Manufacturer.
L Illingworth, P.	1869	Yorks, W.R., Shipley	Barrister.
L Isaacs, Rufus Daniel, K.C.	1850	Reading	Barrister.
L Jackson, R. S.	1850	Greenwich	Solicitor.
L Jacoby, Sir James Alfred	1852	Derbyshire, Mid.	Lace Manufacturer.
L Jardine, Sir J.	1844	Roxburghshire	Retired, Indian Civil Service.
La Jenkins, J.	1852	Chatham	Ex-Pres. Cardiff Shipb'gng. Soc.
La Johnson, John	1830	Gateshead	Fin. Sec. Durham Miners' Assoc.
La Johnson, W.	1849	Warwickshire, Nuneaton	Sec. Warwickshire Miners' Assoc.
U Joicey-Coeil, Lord John	1867	Lincolnshire, Stamford	S. Marquis Exeter. Militia.
L Jones, Sir David Brynmor	1852	Swansea, District	Retired County Court Judge.
L Jones, Leif	1852	Westmoreland, Appleby	Underwriter.
L Jones, William	1850	Carnarvon, Arfon	
N Jordan, Jeremiah	1850	Fermanagh, S.	Provision Merchant.
La Jowett, F. W.	1864	Bradford, W.	Manufacturers' Manager.
N Joyce, M.	1862	Limerick	Pilot.
L Kearley, Hudson E.	1856	Devonport	Parly. Sec. Board Trade (£1,200).
L Kekewich, Sir G. W.	1841	Exeter	Sec. Board Education (retired).
La Kettle, G. D.		Manchester, S.W.	Sec. Soc. Lithographic Printers.
U Kennaway, Rt. Hon. Sir J. H., Bart., C.B.	1837	Devon, Honiton	Bank and Railway Director.
N Kennedy, Vincent P.	1876	Cavan, W.	Solicitor.
U Kenyon-Slaney, Rt. Hon. Col. W.	1847	Shropshire, Newport	Army (retired).
U Keswick, William	1835	Surrey, Epsom	China Merchant.
N Kettle, T. M.	1880	Tyrone, E.	Barrister and Journalist
N Kilbride, Dennis	1848	Kildare, S.	Farmer.
U Kimber, Sir Henry, Bart.	1834	Wandsworth	Solicitor.
L King, A. J.	1859	Cheahire, Knutsford	Bleacher.
U King, Sir H. Seymour, K.C.I.W.	1832	Hull, Central	Banker.
L Laidlaw, R.	1856	Renfrew, E.	Export Merchant.
L Lamb, Edmund G.	1853	Hereford, Leominster	Colliery Proprietor.
L Lamb, Ernest H.	1875	Rechester	Electrical Engineer.

Member.	Born.	Constituency.	Profession, &c.
L Lambert, George	1866	Devon, South Molton	Civil Lord Admiralty (£1,000).
L Lambton, Hon. F. W.	1855	Durham, S.E.	Army (retired).
L Lamont, Norman	1869	Wiltshire	Sugar Cane Grower.
U Lane-Fox, G.	1870	Yorks, W.R., Barkston Ash	Barrister.
L Langley, J. Batty	1834	Sheffield, Attercliffe	Timber Merchant.
N Lardner, J. C. R.		Monaghan, N.	
U Law, A. Bonar	1858	Camberwell, Dulwich	Ironmaster.
N Law, Hugh H.	1872	Donegal, W.	
L Layland-Barrett, F.	1860	Devon, Torquay	Minerowner.
L Lee, Hugh Cecil	1869	St. Pancras, E.	Newspaper Proprietor.
U Lee, Arthur H.	1868	Hants, Fareham	Army.
L Leese, Sir Joseph F., K.C.	1846	Lanca., N.E., Accrington	Barrister.
L Lehmann, R. C.	1856	Leicester, Mkt. Harboro'	Journalist.
L Lever, A. L.	1860	Essex, Harwich	Wholesale Clothier.
L Lever, W. H.	1851	Cheshire, Wirral	Soapmaker.
L Levy, Sir Maurice	1859	Leicestershire, Loughboro'	Manufacturer.
L Lewis, John Herbert	1859	Flintshire	Lord of Treasury (£1,000).
L Lloyd-George, Rt. Hon. David	1863	Cardarvon Dist.	Presid't Board of Trade (£2,000).
U Lockwood, Rt. Hon. Lt.-Col. A.	1847	Essex, Epping	Army (retired).
U Long, Col. Charles W.	1842	Worcestershire, Evesham	Army (retired).
U Long, Rt. Hon. Walter H.	1854	Dublin, S.	Ex-President Local Govt. Board.
L Lonsdale, John B.	1849	Armagh, Mid	Hon. Sec. Irish Unionist Party.
L Louch, Thomas	1850	Islington, W.	Parly. Sec. Bd. Educat'n (£1,200).
U Lowe, Sir Francis W.	1852	Birmingham, Edgbaston	Retired Solicitor.
U Lowther, Rt. Hon. Jas. Wm.	1855	Cumberland, Penrith	Speaker (£5,000).
N Loudon, W.	1839	Limerick, E.	Teacher.
L Lupton, A.		Lincolnshire, Sleaford	Mining Engineer.
L Luttrell, H. F.	1857	Devon, Tavistock	Ex Army.
L Lyell, C. H.	1875	Dorset, E.	Asst. Pte. Sec. (unpd.) Sir E. Grey
L Lynch, H. F. B.	1862	Yorks, W.R., Ripon	Merchant.
U Lytton, Rt. Hon. A.	1857	St. George's, Hanover Sq.	Recorder, Oxford (retired).
L Macdonald, J. A. M.	1854	Falkirk Burghs	
L Macdonald, J. R.	1866	Leicester	Sec. Lab. Rep. Committee.
L Mackintosh, F. C.	1854	Berks, Newbury	Barrister.
L Maclean, D.	1864	Bath	Solicitor.
L Macnamara, Dr. Thomas J.	1861	Camberwell, N.	Parly. Sec. Local Govt. Bd. (£1,200)
N MacNeill, J. G. Swift, K.C.	1849	Donegal, S.	Professor of Law.
L Macpherson, J. T.	1872	Preston	Sec. Brit. Steel Smelters' Union.
N MacVeagh, Jeremiah	1872	Down, S.	Newspaper Correspondent.
U MacArthur, C.	1844	Liverpool, Kirkdale	Average Adjuster.
L MacArthur, William A.	1857	Cornwall, St. Austell	Colonial Merchant.
U MacCallum, J. M.	1847	Paisley	Soap Manufacturer.
L MacCallum, Colonel James.	1847	Antrim, E.	Ex Army.
L Macdon, George	1850	Edinburgh, E.	Merchant.
N MacHugh, Patrick A.	1858	Sligo, N.	Newspaper Proprietor.
U McIvor, Sir Lewis, Bt.	1846	Edinburgh, W.	Indian Civil Service (retired).
N McKeon, J.		Monaghan, S.	Barrister.
L McKenna, Reginald	1863	Monmouth, N.	Pres. Bd. of Education (£2,000).
N McKenop, W.		Armagh, S.	Wine Merchant.
L McLaren, Sir C. H. B. Bt., K.C.	1850	Leicester, Bosworth	Chairman various Companies.
L McLaren, H. D.	1879	Staffordshire, W.	Director various Companies.
L McLuckie, Major G.	1862	Kirkcubrightshire	Ex Army and C.I.V.
N McVeigh, C.	1849	Donegal, E.	Australian Goldfields.
L Maddison, P.	1856	Burnley	Compositor.
U Maddison, Sir P.	1842	London University	Fellow London University.
L Magill, C. E.	1852	Plymouth	Publisher.
L Maguire, H.	1835	Northants, Mid	Boot Manufacturer.
L Maguire, H. R.	1865	Lincoln, Spalding	Manufacturer.
L Maguire, A. B.	1864	Notts, Mansfield	Colliery Proprietor.
L Marks, G. C.	1858	Cornwall, Launceston	Consulting Engineer.
U Marks, H. H.	1855	Kent, Thanet	Journalist.
L Marshall, P. J.	1855	Surrey, Chertsey	Stock Exchange (retired).
L Mason, A. E. W.	1865	Coventry	Novelist.
U Mason, J. F.	1861	Windsor	Ironmaster.
L Mason, John	1842	Wilt, Cricklade	Theological Professor (retired).
L Masterson, C. F. G.	1873	West Ham, N.	Journalist.
N Masterson, Michael	1846	Kilkenny, N.	Gentleman Farmer.
N Mathews, P. A.	1857	Queen's County, Leix.	Farmer.
L Mathews, W.	1854	Lanark, S.	Ironmaster (retired).
U Mathews-Thompson, R. C.	1854	Stafford, Handsworth	Maj. Yeomanry.
L Mathews, N. K. C.	1853	Herts, Watford	Barrister.
U Mathews, John T.	1844	Birmingham, N.	
U Mathews, Francis B.	1861	Devon, Totnes	Banker.

Member.	Born.	Constituency.	Profession, &c.
U Mitchell-Thomson, W.	1877	Lanark, N.W.	West India business.
L McIlhenny, P. A.	1861	Dumfriesshire	Shipowner.
L Mond, A.	1868	Chester	Alkali Manufacturer.
L Montagu, E. S.	1879	Cambs, Chesterton	Banker.
L Montemerr, H. G.	1863	Somerset, Bridgewater	Newspaper Proprietor.
N Mosey, John J.	1874	Norwy	Barrister.
C Moore, W.	1864	Armagh, W.	Barrister.
L Morgan, G. Hay	1866	Cornwall, Truro	Barrister.
L Morgan, John Lloyd, M.C.	1861	Cardarthen, W.	Barrister.
L Morley, Rt. Hon. John, M.O.M.	1838	Montrose, kc.	Sec. State India (£25,000)
U Morpeth, Viscount	1867	Birmingham, S.	Eldest Son of Earl of Criveale.
L Morrell, P.	1870	Oron, Henley	Solicitor.
L Morse, L. L.	1853	Wiltz, Wilton	Partner, Morse Stores, Swindon.
L Morton, A. C.	1840	Sutherland	Architect and Surveyor.
N Muldoon, J.		Wicklow, East	Barrister.
U Munta, Sir Philip Albert, Bt.	1839	Warwickshire, Tamworth	Country Gentleman.
N Murnaghan, George	1847	Tyrone, Mid	Agriculturist.
N Murphy, John	1870	Kerry, E.	
N Murphy, N. J.		Kilkenny, S.	Merchant.
L Murray, James	1850	Aberdeenshire, E.	Merchant.
L Myer, Horatio	1850	Lambeth, N.	Ironfounder.
N Nannetti, Joseph P.	1851	Dublin, College Green	Foreman Printer.
L Napier, T. B.	1854	Kent, Faversham	Barrister.
L Newsen, F.	1876	Notz, Bassettlaw	Newspaper Proprietor.
L Newsen, Sir George, Bt.	1851	Swansea Town	Newspaper Proprietor.
La Nicholls, G.	1864	Northants, N.	Market Gardener.
L Nicholson, C. N.	1857	York, W.B., Doncaster	
U Nicholson, William G.	1862	Hants, Petersfield	Distiller.
U Nield, H.	1862	Middlesex, Ealing	Barrister.
N Nolan, Joseph		Leath, S.	Commission Agent.
L Norman, Sir Henry	1858	Wolverhampton, S.	Author.
L Norton, Capt. Cecil W.	1850	Newington, W.	Lord of the Treasury unpaid.
N Nugent, Sir W. R., Bt.	1865	Westmeath, S.	Landowner.
L Nussey, Thomas Willans	1868	Pontefract	Barrister.
L Nuttall, Harry	1849	Lanca, S.E., Stretford	Merchant.
N O'Brien, K. E.	1849	Tipperary, Mid	Farmer.
N O'Brien, Patrick		Kilkenny	Engineer.
N O'Brien, William	1852	Cork	Journalist.
N O'Connor, James	1836	Wicklow, W.	Journalist.
N O'Connor, John	1850	Kildare, N.	Barrister.
N O'Connor, Thomas P.	1848	Liverpool, Scotland	Journalist.
N O'Donoherty, P.	1871	Donegal, N.	Solicitor.
L O'Donnell, C. J.	1850	Newington, Walworth	Indian Civil Service retired.
N O'Donnell, John		Mayo, S.	Journalist.
N O'Donnell, Thomas	1872	Kerry, W.	Barrister.
N O'Dowd, John	1876	Sigo, S.	Merchant and Farmer.
La O'Grady, J.	1866	Leeds, E.	Furniture Maker.
N O'Kelly, Conor	1875	Mayo, N.	Sec. Irish Party, Party.
N O'Kelly, James	1845	Rosecommon, N.	Journalist.
N O'Malley, William	1857	Gaiway, Connemara	Journalist.
U O'Neill, Hon. R. Torrens	1845	Antrim, Mid	Militia (retired).
N O'Shaughnessy, P. J.	1872	Limerick, W.	Solicitor.
N O'Shee, James John		Waterford, W.	Solicitor.
U Parker, Sir Gilbert	1852	Gravesend	Author.
La Parker, J.	1865	Halifax	Pres. Halifax Trades Council.
U Parkes, Ebenezer	1848	Birmingham, Central	Ironmaster.
L Parrington, Oswald	1872	Deroyshire, High Peak	Paper Manufacturer.
L Paul, H. W.	1855	Northampton	Author.
L Patton, James M.	1857	Durham, Bishop Auckland	Journalist.
L Pearce, R.	1840	Staffordshire, Leek	Solicitor.
L Pearce, W.	1855	Tower Hamlets, Limehouse	Chemical Manufacturer.
L Pearson, Harold	1887	Suffolk, Eye	Son of Sir W. D. Pearson, Bt.
L Pearson, Sir Weerman D., Bt.	1836	Co. West	Contractor.
U Pease, H. Pike	1867	Darlington	Ironmaster.
L Pease, Joseph A.	1860	Essex, Saffron Walden	Lord of Treasury (£1,000)
U Percy, Lord	1871	Kennington, S.	Ex-Chief Sec. Foreign Affairs.
L Perks, Robert W.	1848	Lincolnshire, Louth	Solicitor.
N Phelps, John	1848	Leamford, S.	
L Philippe, Lt.-Col. Igor	1861	Sussex, Brighton	Army.
L Philippe, John W.	1830	Penrith	Barrister.
L Philippe, O. C.	1865	Pembroke & Havertwest	Chairman R.M. Steampacket Co.

Member.	Born.	Constituency.	Profession, &c.
L Pickersgill, E. H.	1850	Bethnal Green, S.W.	Barrister.
L Pirie, Duncan Vernon	1838	Aberdeen, N.	Army.
L Polard, Dr. G. H.	1864	Lancs, S.E., Eccles	Barrister and M.I.
U Powell, Sir Francis S., Bt.	1827	Wigan	Barrister (retired).
N Power, Patrick J.	1840	Waterford, E.	Country Gentleman.
L Price, C. E.	1857	Edinburgh, Central	Riscuit Manufacturer.
L Price, Robert John	1854	Norfolk, East	Barrister.
L Priestley, Arthur	1864	Grantham	
L Priestley, W. E. B.	1859	Bradford, E.	Stuff Manufacturer.
L Pullar, Sir Robert	1828	Perth	Dyer.
L Radford, G. H.	1851	Islington, E.	Solicitor.
L Ranny, A. R.	1862	Kilmarnock Burghs	Surgeon.
U Randles, Sir J. S.	1837	Cumberland, Cocker-mouth	Ironmaster.
L Raphael, H. H.	1859	Derbyshire, S.	Barrister.
U Raseh, Major Sir Fred C., Bt.	1847	Essex, Chelmsford	Army (retired).
U Ratchiff, R. F.	1867	Staffordshire, Burton	Brewer.
U Rawman, J. F. P., K.C.	1860	Cambridge University	Recorder, Cambridge
L Rea, Russell	1846	Gloucester	Shipowner.
L Rea, W. R.	1873	Scarborough	Shipowner.
N Reddy, M.		King's County, Barr	Farmer.
N Redmond, John E.	1856	Waterford	Barrister.
N Redmond, William H. K.	1861	Clare, E.	Barrister.
L Rees, J. D., C.I.E.	1834	Montgomery Boroughs	Indian Civil Service (retired)
U Remnant, James F.	1865	Finchley, Holborn	Barrister.
L Rendall, A.	1871	Gloucester, Thornbury	Solicitor.
L Renton, Major Leslie	1868	Lincolnshire, Gainsboro'	Army (retired).
La Richards, Tom	1859	Monmouthshire, W.	Sec. S. Wales Miners' P'd.
La Richards, T. Fred	1863	Wolverhampton, W.	Pres. Boilerworks. Un., Leicester.
La Richardson, A.	1850	Nottingham, S.	Grocer.
L Rickett, J. Compton	1847	Yorks, W.R., Osgoldcross	Coal Merchant (retired).
L Ridsdale, E. A.	1864	Brighton	Stock Exchange (retired).
J Roberts, Charles	1865	Lincoln	
La Roberts, G. H.	1859	Norwich	Printer and Compositor.
L Roberts, John Herbert	1855	Denbighshire, W.	
U Roberts, Samuel	1852	Stafford, Ecclesall	Bauker, Ironmaster.
L Robertson, Rt. Hon. E., K.C.	1846	Dundee	Sec. to Admiralty (£2,000)
J Robertson, Sir G. Scott	1852	Bradford, Central	Indian Med. Service (retired).
L Robertson, J. M.	1836	Northumberland, Tyne-side	Journalist, Author.
L Robinson, S.	1863	Brecknock	Timber Merchant.
L Robinson, Sir W. Snowden, K.C.	1832	South Shields	Solicitor-Gen. (£2,000 and reas).
N Roche, Augustine		Cork	Wine Merchant.
N Roche, John	1848	Galway, E.	Miller.
L Roe, Sir Thomas	1832	Derby	Timber Merchant.
L Rogers, F. N.	1868	Wilts, Devizes	
U Ronaldshay, Earl	1876	Middlesex, Hornsey	Son Marquis of Zetland.
U Rogers Col. Sir E. H. O. R., Bt.	1838	Stockton	Shipowner.
L Rose, Charles D.	1847	Camba, Newmarket	Banker (retired).
U Rothschild, Hon. Lionel W.	1868	Bucks, Aylesbury	Financier.
L Rowlands, J.	1811	Kent, Dartford	Watchcase Maker.
L Runniman, Walter	1870	Leedsbury	Financial Sec. to the Treas. £2,000
J Russell, Thomas W.	1841	Tyrone, S.	Hotel Proprietor.
U Rutherford, John	1874	Lancs, N.E., Darwen	Brewer.
L Rutherford, Dr. V. H.	1860	Middlesex, Brentford	Medical Specialist.
U Rutherford, William W.	1833	Liverpool, West Derby	Solicitor.
U Sayer, A. Chavell, K.C.	1859	Hants, N.	Barrister.
L Sargent, Herbert Louis	1870	Yorkshire, Cleveland	Under Sec. Home (Gr. £21,500).
L Sarnell, Stuart M.	1836	Twr. Hamlets, Whitechapel	Banker.
U Sarsby, Col. Thomas M.	1837	Lancashire, Boscote	Ex Army.
U Sassoon, Sir Edward A., Bt.	1836	Herts	Country Gentleman.
L Scarborough, T. J.	1874	Derby, S.	Country Gentleman.
L Scahill, C. D.	1879	Cheshire, Hyde	Barrister.
L Schmitt, Sir Charles E., Bt.	1844	Manchester, N.	Merchant.
L Scott, A. H.	1868	Ashton-under-Lyne	Wholesale Provision Dealer.
U Scott, Sir Samuel E., Bt.	1874	Manchester, W.	Ex Army.
L Scott, J. E.	1837	Chesham	Architect.
L Scott, J. A.	1860	Lancashire, Brixton	Colonial Merchant.
La Scott, J. H.	1868	Lancs, S.W., Newton	Shop Assistants' Union.
L Scott, Major J. E. B.	1858	Litchfield, Staffordshire	Barrister.
La Stockport, David	1863	Lancs, N.E., Catterick	Sec. Barrow Western Union.
L Stone, Charles Edward	1839	Stafford	Manufacturer.
L Stone, Rt. Hon. Thomas, K.C.	1839	Hants, Burghs	Lord Advocate £2,000
N Sturges, James D.	1874	Cork Co., Mid	Journalist.

	Member.	Born.	Constituency.	Profession, &c.
N	Sheehy, David	1844	Meath, S.	Official United Irish League.
U	Sheffield, Sir B.	1876	Lincolnshire, Brigg	Ironmaster.
L	Sherwell, Arthur J.	1863	Huddersfield	Author.
L	Shipman, Dr. John G.	1848	Northampton	Barrister.
L	Silcock, T. B.	1854	Somerset, Wells	Architect and Surveyor.
L	Simon, J. A.	1873	Essex, Walthamstow	Barrister.
L	Sinclair, Rt. Hon. John	1860	Forfarshire	Secretary for Scotland (£2,000).
U	Sloan, Thomas H.		Belfast, S.	Ship Floor Cementer.
L	Smeaton, D. M.	1848	Stirlingshire	Indian Civil Service (retired).
U	Smith, Abel Henry	1852	Herts, Hertford	Banker.
U	Smith, F. E.	1872	Liverpool, Walton	Barrister.
L	Smith, Capt. M. Kinoid	1874	Stratford-upon-Avon	Ex Army.
U	Smith, Hon. W. Fred D.	1858	Strand, Westminster	Newagent (retired).
N	Smyth, T. F.	1875	Leitrim, S.	Auctioneer.
La	Snowden, P.	1854	Blackburn	Journalist.
L	Soames, Arthur W.	1852	Norfolk, S.	
L	Sorres, Ernest J.	1864	Devon, Barnstaple	Solicitor (retired).
L	Spicer, Sir Albert, Bt.	1847	Hackney, Central	Wholesale Stationer.
L	Stanger, H. Y., K.C.	1848	Kensington, N.	Barrister.
L & La	Stanley, Albert	1863	Staffordshire, N.W.	Sec. Midland Miners' Fed.
L	Stanley, Hon. A. L.	1875	Cheshire, Eddisbury	Son of Lord Stanley of Alderley.
U	Stanley, Hon. Arthur, C.V.O.	1848	Lancs, S.W., Ormskirk	Son of Lord Derby.
U	Starkey, T. R.	1859	Notts, Newark	
U	Staveley-Hill, H.	1865	Staffs, Kingwinford	
La	Stedman, W. C.	1851	Finsbury, Central	Sec. Parl. Com. Trades U. Cong.
L	Stewart, H.	1838	Greenock	Oil Seed Miller (retired).
L	Stewart-Smith, D., K.C.	1857	Westmoreland, Kendal	Barrister.
U	Stone, Sir John Benjamin	1838	Hirmingham, E.	Country Gentleman.
L	Strachey, Sir Edward, Bt.	1858	Somerset, S.	Treasurer to Household (1904).
L	Strauss, B. S.	1847	Tower Hamlets, Mile End.	Cresland Broker (retired).
L	Strauss, E. A.	1862	Berks, Abingdon	Hop Merchant.
L	Stuart, J.	1843	Sunderland	Author.
La	Summerbell, T.	1851	Sunderland	Printer.
L	Sutherland, J. E.		Elgin Burghs	Fish Curer.
U	Talbot, Lord Edmund, M.V.O.	1855	Sussex, Chichester	Hair-presum. Duke of Norfolk.
U	Talbot, Rt. Hon. John G.	1835	Oxford University	Country Gentleman.
L	Taylor, Austin	1858	Liverpool, E. Toxteth	Steamship Owner.
La	Taylor, J. W. C.	1861	Durham, Chester-le-Str.	Sec. Durham Mechanics' Assoc.
L	Taylor, Theodore C.	1850	Lancs., S.E., Radcliffe	Woolen Manufacturer.
L	Tennant, Sir E. P., Bart.	1859	Salisbury	Country Gentleman.
L	Tennant, Harold John	1845	Berwickshire	Country Gentleman.
L	Thomas, Abel, K.C.	1848	Carmarthenshire, E.	Barrister.
L	Thomas, Sir Alfred	1840	Glamorganshire, E.	Merchant.
L	Thomas, David Alfred	1856	Merthyr Tydvil.	Coal Shipper.
L	Thomasson, F.	1873	Leicester	Cotton Spinner and Newspaper
L	Thompson, J. W. H.	1861	Somerset, E.	Solicitor. [Proprietor.
La	Thorne, Will	1857	West Ham, S.	Sec. Gas Workers' Union.
U	Thornton, Percy M.	1841	Clapham	Author.
L	Tillett, Louis John	1845	Norwich	Solicitor.
L	Tomkinson James	1840	Cheshire, Crewe	Banker.
L	Torrance, Sir A. M.	1845	Glasgow, Central	Lace Manufacturer.
L	Toulmin, George	1857	Bury, Lancashire	Newspaper Proprietor.
L	Trevelyan, Charles P.	1870	Yorks, W.R., Elland	
U	Tuke, Sir John Batty	1835	Edin. & S. Andrew's Univ.	Physician.
L	Ure, Alexander, K.C.	1853	Linlithgow	Solicitor-Gen. Scotland (£2,000).
U	Valentia, Rt. Hon. Lord.	1843	Oxford	Son Viscount Valentia.
L	Verney, F. W.	1846	Bucks, N.	Barrister.
L	Villiers, Ernest Amherst.	1863	Brighton	
U	Vincent, Col. Sir C. E. Howard	1848	Sheffield, Central	Army (retired).
L	Vivian, Henry	1868	Birkenhead	Sec. Labour Co-partnership Ass.
La	Wadsworth, J.	1850	Yorks, W.R., Hallamshire.	Sec. Yorkshire Miners' Assoc.
N	Waldron, L. A.	1858	Dublin, S. Stephen's Grn.	Stockbroker.
L	Walker, H. de R.	1867	Leicestershire, Melton	Author.
U	Walker, Col. William H.	1856	Lancs., S. W., Widnes.	Brewer.
U	Walrond, Hon. L.	1876	Devon, Tiverton	Eldest Son of Lord Waleran.
La	Wales, S.	1858	Lancs., S.W., Ince	Agent Lanc. Ches. Miners' Fed.
L	Walters, J. T.	1866	Sheffield, Brightside	Architect and Surveyor.
L	Walton, Sir John Lawson, K.C.	1852	Leeds, S.	Attorney-General (£7,000 & fees).
L	Walton, Joseph	1849	Yorks, W.R., Barnsley.	Colliery Owner.
La	Ward, J.	1866	Stoke-on-Trent	Treas. Nat. Democratic League.
L	Ward, W. D.	1877	Southampton	Barrister.

Member.	Born.	Constituency.	Profession, &c.
U Wardle, Col. Charles E.	1845	Kent, Medway	Army (retired).
La Wardle, G. J.	1865	Stockport	Journalist.
L Warner, Captain W.		Banffshire.	
L Warner, T. Courtenay T.	1857	Stafford, Lichfield	
L Watson, Rt. Hon. Eugene	1846	Clarkmannan & Kinross	Barrister.
L Watson, J. C.	1848	Orkney and Shetland	Farmer.
L Waterlow, D. S.	1857	Islington, N.	Retired Printer.
L Watt, H. A.	1855	College, Glasgow	
L Wedgwood, J. O.	1872	Newcastle-under-Lyme	Naval Architect.
L Weir, James Galloway	1836	Ross and Cromarty	Retired from business.
L Whitbread, Samuel H.	1858	Hunts, Huntingdon	
L White, George	1840	Norfolk, N.W.	Manufacturer.
L White, J. D.	1866	Dumbarthonsire	Barrister.
L White, Luke	1845	Yorks, E.E., Buekrose	Coroner, E. Riding.
N White, Patrick	1860	Meath, N.	Draper.
L Whitehead, R.	1863	Essex, S.E.	Barrister.
L Whiteley, George.	1855	Yorks, W.R., Pudsey	Patronage Sec. Treasury (£2,000)
L Whittley, John Henry	1864	Haltax	Cotton Spinner. Lord of the Treas.
L Whittaker, Sir Thomas P.	1850	Yorks, W.E., Spea Valley	Chairman Life Insurance Inst.
L Wiles, Thomas	1861	Islington, E.	Grain Merchant.
La Wilkie, A.	1850	Dundee	Sec. Associated Shipwrights.
L Williams, A. Osmond	1849	Merionethshire	
La Williams, J.	1861	Glamorgan, W.	Agent W. District Miners' Ass.
U Williams, Col. Robert	1848	Dorset, W.	Banker.
L Williams, W. L.	1867	Carmarthen District	Barrister.
L Williamson, A.	1860	Elgin and Nairn	Merchant.
U Wiltonby de Eresby, Lord.	1867	Lincolnshire, Hornessale	Country Gentleman.
L Witt, A. W.	1868	Dorset, N.	Barrister.
U Wilson, Arthur S.	1868	Yorks, E.R., Holderness	
L Wilson, Hon. Gay, D.S.O.		Hull, West	Ex-Captain Hussars.
L Wilson, Henry Joseph	1855	Yorks, W.R., Holmfirth	Smelter.
L Wilson, J. H.	1858	Middlesborough	Sec. Seaman's Union.
La Wilson, John	1837	Durham, Mid.	Sec. Miners' Association.
L Wilson, John William	1858	Worcestershire, N.	Chemical Manufacturer.
L Wilson, P. Whitwell	1875	St. Pancras, S.	Journalist.
La Wilson, W. T.	1858	Westhoughton	Carpenters' Union.
L Wintrey, R.	1858	Norfolk, S.W.	Newspaper Proprietor.
U Winterton, Earl		Sussex, Horsham	
L Woodhouse, Lord	1885	Norfolk, Mid.	S. Earl of Kimberley.
L Wood, T. McKinnon	1855	Glasgow, St. Rollox	Merchant.
U Wolf, Gustavus Wilhelm	1854	Belfast, E.	Shipbuilder.
U Wortley, Rt. Hon. C. B. S., K.C.	1851	Sheffield, Hallam	Barrister.
U Wyndham, Rt. Hon. George	1865	Dover	Ex-Chief Sec. for Ireland.
N Young, Samuel	1822	Cavan, E.	Distiller.
U Younger, G.	1851	Ayr Burghs.	Banker.
L Yoxall, James Henry	1857	Nottingham, W.	Sec. Teachers' Union.

## PRIME MINISTERS, 1783-1905.

Ministries	Took Office	Ministries.	Took Office
Pitt (C)	December 23, 1783	Aberdeen (The	
Addington (C)	March 17, 1801	Coalition")	December 28, 1852
Pitt (C)	May 15, 1804	Palmerston (L)	February 10, 1855
Grenville (L)	February 11, 1806	Derby (C)	February 25, 1858
Portland (C)	April 8, 1807	Palmerston (L)	June 18, 1859
Perceval (C)	December 2, 1809	Russell (L)	November 6, 1865
Liverpool (C)	June 9, 1812	Derby (C)	June 6, 1866
Canning (L)	April 10, 1827	Disraeli (C)	February 27, 1868
Goderich (L)	September 5, 1827	Gladstone (L)	December 5, 1868
Wellington (C)	January 25, 1828	Beaconsfield (C)	February 21, 1874
Grey I. First Reform		Gladstone (L)	April 26, 1860
Bill	November 22, 1830	Salisbury (C)	June 24, 1865
Melbourne (L)	July 18, 1834	Gladstone (L)	February 6, 1866
Wellington (C)	November —, 1834	Salisbury (C)	August 3, 1866
Peel (C)	November 18, 1834	Gladstone (L)	August 18, 1868
Melbourne (L)	April 18, 1835	Rosebery (L)	March 3, 1894
Peel (C)	September 6, 1841	Salisbury (C)	June 29, 1895
Russell (L)	December —, 1845	Salisbury (C)	December 6, 1900
Peel (C)	December —, 1845	Balfour (C)	July 14, 1902
Russell (L)	June 6, 1846	Campbell-	
Derby (C)	February 27, 1852	Bannerman (L)	December 5, 1905



## THE PRIVY COUNCIL.

H. R. H. Prince of Wales.	Viscount Milner.	Sir Arthur J. Otway, Bt.
H. R. H. Duke of Connaught.	Viscount Selby.	Sir Massey Lopes, Bt.
H. R. H. Prince Christian of Schleswig-Holstein.	Viscount St. Aldwyn.	Sir John H. A. Macdonald.
Archbishop of Canterbury.	Viscount Althorp.	John Morley.
Lord Loreburn.	Lord Stanley.	Sir John T. Hibbert.
Archbishop of York.	Lord Arthur Hill.	John William Mellor.
Sir H. Campbell-Bannerman	Bishop of London.	Sir Henry H. Fowler.
Duke of Norfolk.	Lord Balfour of Burleigh.	Sir John Eldon Gorst.
Duke of Devonshire.	Lord Suffield.	Sir Charles J. Pearson.
Duke of Marlborough.	Lord Thurlow.	Arnold Morley.
Duke of Buccleuch.	Lord Bibblesdale.	Herbert Henry Asquith.
Duke of Argyll.	Lord Poltimore.	Arthur H. Dyke Acland.
Duke of Portland.	Lord Sudeley.	James Bryce.
Duke of Northumberland.	Lord Wenlock.	Jesse Collings.
Duke of Fife.	Lord Belper.	Christopher Palles.
Duke of Manchester.	Lord Chesham.	Hon. Sir Edmund John Monson, Bt.
Marquess of Londonderry.	Lord Tweedmouth.	Sir Algernon E. West.
Marquess of Salisbury.	Lord Rothschild.	Herbert J. Gladstone.
Marquess of Huntly.	Lord Revelstoke.	Sir Frank C. Lascelles.
Marquess of Lansdowne.	Lord Ashbourne.	Walter H. Long.
Marquess of Hertford.	Lord Stalbridge.	Sir Fleetwood I. Edwards.
Marquess of Cholmondeley.	Lord Macnaghten.	Sir Eich. Horner Paget, Bt.
Marquess of Ripon.	Lord Kelvin.	Francis J. Savile Foljambe.
Marquess of Zetland.	Lord Ashcombe.	Charles E. Stuart-Wortley.
Marquess of Breadalbane.	Lord Barchclere.	Sir Nicholas R. O'Connor.
Marquess of Linthgow.	Lord James of Hereford.	Sir Horace Rumbold, Bt.
Earl of Pembroke and Montgomery.	Lord Bathmore.	Sir John Kennaway, Bt.
Earl of Clarendon.	Lord Heneage.	Hon. Sir Sam. Jas. Way, Bt.
Earl of Derby.	Lord Lister.	Hon. Sir J. H. de Villiers.
Earl of Chesterfield.	Lord Curzon of Kedleston.	Sir Samuel Henry Strong.
Earl of Coventry.	Lord Brampton.	Hon. Sir Wilfrid Laurier.
Earl of Jersey.	Lord Robertson.	Hon. George H. Reid.
Earl of Egin.	Lord Avebury.	Hon. Sir George Turner.
Earl of Kintore.	Lord Lindley.	Hon. Sir J. Gordon Sprigg.
Earl of Aberdeen.	Lord Alverstone.	Hon. Charles C. Kingston.
Earl of Rosebery.	Lord Shuttleworth.	Hon. Sir W. V. Whiteway.
Earl of Dartmouth.	Lord Allerton.	Hon. Sir John Forrest.
Earl of Waldegrave.	Lord Dunedin of Stenton.	John Gilbert Talbot.
Earl Spencer.	Lord Rayleigh.	John Lloyd Wharton.
Earl of Mount Edgcumbe.	Lord Tennyson.	Sir Herbert E. Maxwell, Bt.
Earl Cadogan.	Lord Reay.	Sir Roland L. B. Vaughan Williams.
Earl of Onslow.	Lord Wateran.	Sir Geo. Taubman-Goldie.
Earl of Minto.	Lord Haversham.	James Alex. Campbell.
Earl Brownlow.	Lord Atkinson.	James William Lowther.
Earl Cawdor.	Lord Courtney.	Edmond Robt. Wodehouse.
Earl of Dunc.	Lord Eversley.	Sir Charles S. Scott.
Earl of Yarborough.	Lord Allendale.	William Kenrick.
Earl of Dudley.	Lord Collins.	Sir Robert Romer.
Earl of Selborne.	Lord Airedale.	Sir Ford North.
Earl of Ancaster.	Lord Farquhar.	Sir F. Milner, Bt.
Earl of Carrington.	Lord Denman.	Gerald W. Balfour.
Earl of Halsbury.	Lord Sandhurst.	Gerald FitzGibbon.
Earl of Crew.	Aretas Akers Douglas.	Sir James Stirling.
Earl Roberts of Kandahar and Pretoria.	Hon. A. Lyttelton.	W. Ellison Macartney.
Earl of Cromer.	H. O. Arnold-Forster.	Lewis Fry.
Earl of Mansfield.	Hon. A. Evelyn M. Ashley.	Thomas P. Halsey.
Earl of Plymouth.	Hon. Sir Francis L. Bertie.	Hon. Sir Edmund Barton.
Earl of Sefton.	Hon. Sir S. C. B. Ponsonby- Fane.	Hon. Sir S. Walker Griffiths.
Earl Beauchamp.	Hon. Gerard James Noel.	Sir Hy. Mortimer Durand.
Lord Walter Gordon Lennox	Sir J. C. Dalrymple Hay, Bt.	Sir Dighton M. Probyn.
Lord Henry Somerset.	Sir Wm. Hart Dyke, Bt.	Sir James Charles Mathew.
Lord George Hamilton.	Joseph Chamberlain.	Sir Herb. H. Cozens-Hardy.
Viscount Cross.	Sir G. Otto Trevelyan, Bt.	Sir Henry Aubrey-Pletcher.
Viscount Peel.	Sir C. Wentworth Dilke, Bt.	Sir Andrew Scoble.
Viscount Knutsford.	Sir Edward Fry.	Sir Arthur Wilson.
Viscount Llandaff.	Sir Edward E. Malet, Bart.	Sir John C. Dav.
Viscount Middleton.	Sir H. Drummond Wolff.	Sir J. Winfield Bonsor.
	Henry Chapin.	George Wyndham.
	Arthur James Balfour.	

Sir Edward Grey.  
 Sir John Dorington.  
 Sir Anthony P. Macdonnell.  
 Sir Alfred C. Lyall.  
 Sir Albert H. Hime.  
 Sir Robert Bond.  
 Sir Ernest Cassel.  
 E. B. Haldane.  
 James Round.  
 J. Austen Chamberlain.  
 Sir E. J. Cartwright.  
 Sir J. C. Dimsdale, Bt.  
 Henry Finch.  
 Henry Hobhouse.  
 Sir Savile B. Crossley, Bt.  
 Sir Arthur Charles.  
 Sir Ralph H. Knox.  
 C. Scott Dickson.  
 Sir E. Egerton.  
 Sir Henry Brackenbury.  
 Hon. Sir Chas. Hardinge.  
 Sir Henri Eliear-Taschereau  
 Sir Gainsford Bruce.  
 Charles Booth.  
 Col. W. S. Kenyon-Slaney.

James Parker Smith.  
 Sir A. F. Acland Hood, Bt.  
 Sir John Gorell Barnes.  
 Hon. Ailwyn Fellowes.  
 Sir Arthur Nicolson, Bt.  
 Sir Edward Goschen.  
 Sir E. B. Finlay.  
 Hon. Sir F. M. Darley.  
 Arthur Cohen.  
 Sir E. H. Carson.  
 Sir Alfred Wills.  
 J. S. Sandars.  
 Victor C. W. Cavendish.  
 Sir Charles Dalrymple, Bt.  
 Lt.-Col. Mark Lockwood.  
 J. Sinclair.  
 D. Lloyd-George.  
 John Burns.  
 A. Birrell.  
 Sydney Buxton.  
 L. V. Harcourt.  
 J. E. Ellis.  
 R. K. Causton.  
 Thomas Shaw.  
 Edmund Robertson.

Thomas Burt.  
 Sir Walter Foster.  
 Henry Labouchere.  
 Sir Maurice de Bunsen.  
 Sir John Fletcher Moulton.  
 Sir George Farwell.  
 Sir John Brunner, Bt.  
 Sir Francis Mowatt.  
 Sir C. Clementi Smith.  
 Dr. Robert Farquharson.  
 George Palmer.  
 Sir Ernest Satow.  
 Sir H. Burton Buckley.  
 Sir Claude Macdonald.  
 Reginald McKenna.  
 Sir W. R. Kennedy.  
 Winston L. S. Churchill.  
 Hon. Sir Joseph Ward.  
 Hon. L. S. Jameson.  
 Hon. F. E. Moor.  
 Hon. Louis Botha.  
 Sir W. Brampton Gurdon.  
 Dr. R. Spence Watson.  
 Eugene Wason.

## HIS MAJESTY'S CHIEF OFFICERS OF STATE.

### HIS MAJESTY'S HOUSEHOLD.

*Keeper of the Privy Purse*—Rt. Hon. Sir D. M. Probyn, G.C.B., V.C., I.S.O.

*Private Secretary*—Lord Knollys, G.C.V.O., K.C.B., K.C.M.G., I.S.O.

*Assist. Keepers and Assist. Priv. Secs.*—  
 Col. A. Davidson, G.C.V.O., C.B.  
 Major F. E. G. Pimmsby, G.C.O.

*Lord Steward of the Household*—  
 Earl Beauchamp, K.C.M.G.

*Treasurer*—Sir Edward Strachey, Bt., M.P.

*Comptroller*—The Master of Elibank, M.P.

*Master of Household*—Lt.-Col. C. Frederick, G.V.O.

*Deputy do. and Act. Sec. Board of Green Cloth*—  
 Harry Lloyd Verney, Esq.

*Clerk to the Board*—C. G. H. MacGill, Esq.

*Paymaster of Household*—Col. Sir Robert Nigel  
 Langhorne, G.C.V.O., K.C.B.

*Hereditary Grand Almoner*—Marquess of Exeter.

*Lord High Almoner*—Very Rev. The Dean of  
 Westminster.

*Lord Chamberlain*—Viscount Althorp.

*Visc. do.* J. M. F. Fuller, Esq., M.P.

*Comptroller in Lord Chamberlain's Dept.*—Col. Sir  
 Douglas F. B. Dawson, G.C.B., G.C.V.O.

*Groom of the Robes*—H. D. Erskine, Esq., G.V.O.

*Clerk*—Arnold Royle, Esq., C.B.

*Capt. Yeomen of the Guard*—Lord Altondale.

*Capt. Gentlemen-at-Arms*—Lord Denman.

*Master of Ceremonies*—Hon. A. H. J. Walsh, M.V.O.

*Dean of Chapel Royal*—Bishop of London.

*Sub-Dean*—Rev. Edgar Sheppard, D.D., G.V.O.

*Clerk of the Closet*—Bishop of Ripon.

*Resident Chaplain*—Dean of Windsor

*Master of Horse*—Earl of Granard.

*Crown Equerry and Secretary*—M.-Gen. Sir H. P.  
 Ewart, G.C.V.O., K.C.B.

### THE QUEEN'S HOUSEHOLD.

*Mistress of the Robes*—The Duchess of Buccleuch  
 and Queensberry.

*Lord Chamberlain*—Earl Howe, G.C.V.O.

*Vice-Chamberlain*—Earl of Gosford, K.F.

*Treasurer*—Earl de Grey, G.C.V.O.

*Private Secretary*—Hon. Sidney E. Greville,  
 G.V.O., C.B.

### PRINCE OF WALES'S HOUSEHOLD.

*Comptroller & Treasurer*—Lt.-Col. Hon. Sir W.  
 H. P. Carrington, G.C.V.O., C.B.

*Private Secretary*—Lt.-Col. Sir Arthur J. Bigge,  
 G.C.V.O., K.C.B., K.C.M.G., K.C.S.I.

### CROWN LAW OFFICERS.

*Attorney General*—Sir J. Lawson Walton, G.C.

*Solicitor Gen.*—Sir W. B. Robinson, K.C.

## PRINCIPAL GOVERNMENT AND PUBLIC OFFICES.

## TREASURY.

WHITEHALL, S.W.

*First Lord*—Right Hon. Sir Henry Campbell-Bannerman, *o.c.b.**Private Secs.* { A. Ponsoby, Esq.  
Henry Higgs, Esq.  
Vaughan Nash, Esq.*Assist. ditto* { Norman Lamont, Esq., *M.P.*  
(unpaid) H. W. Carr-Gomm, Esq., *M.P.**Chancellor of the Exchequer*—Right Hon. H. H. Asquith, *k.c.**Priv. Secs.* { John Bradbury, Esq.  
R. S. Meiklejohn, Esq.  
Mark Sturgis, Esq. (unpaid).  
E. S. Montagu, Esq., *M.P.* (unpaid).*Lords Commissioners* { J. A. Pease, Esq.  
Herbert Lewis, Esq.  
Capt. Cecil W. Norton.  
J. H. Whitley, Esq. (unpaid).*Joint Secs.* { George Whiteley, Esq.  
Walter Runciman, Esq.*Perm. Sec.*—Sir George Murray, *k.c.b.**Assist. Secs.* { T. L. Heath, Esq., *c.b.*  
W. Blain, Esq., *c.b.**Principal Clerks* { J. P. Crowley, Esq.  
J. W. Cawston, Esq.  
E. G. Harman, Esq.*Solicitor*—Earl of Desart, *k.c.b.**Assist. Sols.* { J. P. Mellor, Esq., *c.b.*  
A. H. Dennis, Esq.  
H. E. F. Comyn, Esq.  
Guy Stephenson, Esq.*Parliamentary Counsel* { A. T. Thring, Esq., *c.b.*  
F. F. Liddell, Esq.

## LORD PRIVY SEAL'S OFFICE.

9, CHELSEA EMBANKMENT, S.W.

*Lord Privy Seal* { Right Hon. Marquis of Ripon,  
*k.g., o.c.b., c.i.b.**Private Secretary*—F. St Quentin, Esq.*Assist. ditto*—Eric Gore Browne, Esq.

## LORD CHANCELLOR'S OFFICE.

HOUSE OF LORDS, S.W.

*Lord Chancellor*—Right Hon. Lord Loreburn.*Secretary and Clerk of the Crown*—Sir E. Muir Mackenzie, *k.c.b., k.c.**Private Secretary*—C. H. L. Neish, Esq.*Secretary for Ecclesiastical Patronage*—A. G. C. Liddell, Esq.

## PRIVY COUNCIL OFFICE.

WHITEHALL, S.W.

*Lord President*—Rt. Hon. Earl of Crewe.*Clerk of Council*—A. W. FitzRoy, Esq., *c.v.o.**Chief Clerk*—J. H. Harrison, Esq., *M.V.O.**Registrar*—Edward S. Hope, Esq., *c.b.**Private Sec.*—Lionel Earle, Esq., *c.m.s.*

## BOARD OF EDUCATION.

WHITEHALL, S.W.

*President*—Rt. Hon. Reginald McKenna.*Private Sec.*—G. E. P. Murray, Esq.*Par. Sec.*—Thomas Lough, Esq., *M.P.**Private Sec.*—L. S. Wood, Esq.*Secretary*—Sir Robert L. Morant, *k.c.b.*

## WELSH DEPARTMENT—

*Perm. Sec.*—Alfred T. Davies, Esq.*Principal Assistant Secretaries*—*Elementary Branch*—H. M. Lindsell, Esq., *c.b.**Second. Schools*—Hon. W. N. Bruce, *c.b.**Technicology, &c.*—F. G. Ogilvie, Esq., *c.b.*  
(South Kensington).

## SCOTCH EDUCATION DEPARTMENT.

*Vice-President of Council*—Rt. Hon. J. Sinclair.*Secretary*—John Struthers, Esq., *c.b.*

## HOME OFFICE.

WHITEHALL, S.W.

*Secretary of State*—Rt. Hon. Herbert Gladstone.*Private Secs.* { M. L. Waller, Esq.  
Henry Leslie Boyd, Esq.  
E. J. Soares, Esq., *M.P.* (unpaid).*Under Secs.* { Sir M. D. Chalmers, *k.c.b., c.s.i.*  
Herbert Samuel, Esq., *M.P.**Assistant ditto* { H. Cunynghame, Esq., *c.b.*  
C. E. Troup, Esq., *c.b.*  
Ernley B. H. Blackwell, Esq.*Principal Clerks* { H. B. Simpson, Esq.  
W. P. Byrne, Esq., *c.b.*  
M. Delevingne  
John Pedder, Esq.

## FOREIGN OFFICE.

DOWNS STREET, S.W.

*Secretary of State*—Rt. Hon. Sir Edward Grey, *Bt.**Under Secs.* { Rt. Hon. Sir C. Hardinge, *o.c.v.o.*  
*o.c.b., l.s.o.*  
Lord Fitzmaurice.*Assist. do.* { Sir F. A. Campbell, *k.c.m.s., c.b.*  
L. du Pan Mallet, Esq., *c.b.*  
Walter Langley, Esq., *c.b.**Chief Clerk*—W. C. Cartwright, Esq., *c.m.s.**Priv. Secs.* { Hon. Theo. Russell  
William Tyrrell, Esq.*Precis Writer*—C. H. Montgomery, Esq.*Librarian*—R. W. Brant, Esq.

## COLONIAL OFFICE.

DOWNING STREET S.W.

Secretary of State—Rt. Hon. Earl of Elgin, K.G., G.C.S.I., G.C.I.B.

Priv. Secs. { Bernard H. Holland, Esq., C.B.  
E. R. Darnley, Esq.  
H. C. W. Verney, Esq.  
Lord Bruce.

Parly. Under Sec.—Rt. Hon. Winston Churchill, M.P.

Under Sec.—Sir F. J. E. Hopwood, K.C.B., G.C.M.O.

Assist. do. { Char. P. Lucas, Esq., C.B.  
H. Bertram Cox, Esq., C.B. (Legal).  
R. L. Antroubus, Esq., C.B.  
H. W. Just, Esq., C.B., G.M.S.

Chief Clerk—Sir W. A. Baillie-Hamilton, K.C.M.G., C.B.

WHITEHALL GARDENS.

Crown Agents { Sir E. E. Blake, K.C.M.G.  
for Colonies { Major M. A. Cameron, R.E., G.M.O.  
W. H. Mercer, Esq., G.M.O.

## PAYMASTER GENERAL'S OFFICE.

WHITEHALL, S.W.

Paymaster-General—Rt. Hon. R. K. Causton.

Assist. Paymaster Gen.—C. J. Maude, Esq.

## INDIA OFFICE.

CHARLES STREET, WESTMINSTER, S.W.

Secretary of State and President—Rt. Hon. John Morley.

Private Secs. { F. A. Hirtzel, Esq., C.B.  
P. H. Dumbell, Esq.

Assistant Secretary—Hon. O. S. Brett.

Vice-President—Gen. Sir Alexander R. Badenoch, K.C.B., C.B.I.

Under Secretaries { C. E. H. Hobhouse, Esq.  
(Sir A. Godley, K.C.B.)

Private Secretaries { L. D. Wakely, Esq.  
E. A. Gowers, Esq.

Assistant Under Sec.—Colin George Campbell, Esq.

## WAR OFFICE.

WHITEHALL, S.W.

Secretary of State—Rt. Hon. R. B. Haldane, K.C.

Private { Col. G. F. Ellison, C.B.  
Secretaries { A. E. Widdows, Esq.  
Lord Lucas (unpaid).  
F. D. Aoland, Esq., M.P. (unpaid).

Chief of the General Staff—Gen. Hon. Sir N. G. Lyster, G.C.B., 1st Military Member, Army Council.

Adjutant-General to the Forces—Lieut. Gen. C. W. H. Douglas, C.B., 2nd Military Member, Army Council.

Quartermaster-General to the Forces—Lt. Gen. Sir W. G. Nicholson, K.C.B., 3rd Military Member, Army Council.

Master-General of the Ordnance—Brig.-Gen. C. F. Hadden, C.B., 4th Military Member, Army Council.

Parliamentary Under Sec. of State—Earl of Portsmouth, Civil Member, Army Council.

Financial Sec.—T. R. Buchanan, Esq., M.P.

Secretary of the War Office—Colonel Sir E. W. D. Ward, K.C.B., K.C.V.O., Permanent Under Secretary of State.

Assistant to the Secretary of the War Office—R. H. Brade, Esq.

Director-General of Army Finance—Sir G. D. A. Fleetwood Wilson, K.C.B., Assistant Under Secretary of State.

Chaplain General—Bishop J. Taylor Smith, C.V.O., D.D.

Director-Gen. Army Medical Services—Surgeon-Gen. Sir A. Keogh, K.C.B., M.D.

## ADMIRALTY.

WHITEHALL, S.W.

First Lord—Rt. Hon. Lord Tweedmouth.

Lords { Adm. Sir John Fisher, G.C.B., M.O.M.  
Commis- { Adm. Sir Charles Drury, K.C.B., K.C.S.I.  
sioners { Rear Adm. Sir H. B. Jackson, K.C.V.O.,  
F.R.S.  
Rear Adm. F. G. Inglefield, R.N.  
George Lambert, Esq.

Financial Secretary—Rt. Hon. Edmund Robert-son.

Per. Sec.—Sir C. Inigo Thomas, K.C.B.

Assistant Sec.—Wm. Graham Greene, Esq., C.B.

Director Med. Dep.—Inspector-General Herbert Mackay Ellis, F.R.S.

Private Secretaries { V. Baddeley, Esq.  
R. Skinner, Esq.  
Capt. Evan Thomas, M.V.O.,  
R.N.  
Lord O'Hagan (unpaid).  
H. J. Stanley (unpaid).  
G. Cunningham (unpaid).

## SCOTTISH OFFICE.

DOVER HOUSE, WHITEHALL, S.W.

Secretary for Scotland—Rt. Hon. John Sinclair.

Private Secretary—H. M. Conacher, Esq.

Under Sec.—Sir E. MacLeod, K.C.B.

Lord Advocate—Rt. Hon. Thomas Shaw, K.C.

Solicitor General—Alexander Ure, Esq., K.C.

Legal Sec.—J. Lamb, Esq.

## IRISH OFFICE.

OLD QUEEN STREET, WESTMINSTER, S.W.

Chief Sec.—Rt. Hon. Augustine Birrell, K.C.

Private Sec.—W. R. Davies, Esq.

Assist. Private Sec.—W. F. Barden, Esq.

Attorney-General—Rt. Hon. R. B. Cherry, K.C.

Solicitor-General—Redmond Barry, Esq., K.C.

Par. Draftsman—R. Manders, Esq., K.C., C.B.

## DUCHY OF LANCASTER.

LANCASTER PLACE, STRAND, W.C.

*Chancellor*—Rt. Hon. Sir Henry Fowler.*Private Secretary*—H. K. Mitchell, Esq.*Vice-Chancellor*—*Receiver-General*—Rt. Hon. Sir D. M. Probyn, V.C., G.C.B.*Clerk of Council and Registrar*—W. Rose Smith, Esq.*Attorney-General*—R. A. McCall, Esq., K.C.

## DUCHY OF CORNWALL.

BUCKINGHAM GATE, S.W.

*Lord Warden*—Earl of Ducie, G.C.V.O., F.R.S.*Keeper of Privy Seal*—Rt. Hon. Earl of Mount-Edgumbe, G.C.V.O.*Attorney-General*—C. A. Cripps, Esq., K.C.*Re-General*—Col. Sir R. N. F. Kingscote, G.C.V.O. K.C.B.*Secretary, &c.*—Sir M. Holzmann, K.C.V.O., C.B., L.S.O.*Auditor*—Sir Leney G. Probyn, K.C.V.O.

## BOARD OF TRADE.

7, WHITEHALL GARDENS, S.W.

*President*—Rt. Hon. David Lloyd-George.*Private Secretaries* { W. H. Clark, Esq., C.M.G.  
John Bowland, Esq.*Parliamentary Sec.*—H. E. Kearley, Esq.*Per. Sec.*—H. Llewellyn Smith, Esq., C.B.*Assistant Secretaries*—*Harbours*—Hon. T. H. W. Pelham, C.B.*Marine*—Sir Walter J. Howell, K.C.B.*Financial*—Sir T. W. P. Blomefield, Bt., C.B.*Railways*—Col. Sir H. Jekyll, K.C.M.G.*Comptroller-General of Commercial &c. Departments*—Arthur Wilson Fox, Esq., C.B.*Solicitor*—R. Ellis Cunliffe, Esq.*Inspector-General Bankruptcy*—William Evans, Esq.

## WOODS AND FORESTS.

1, WHITEHALL PLACE, S.W.

*Commissioners* { Earl Carrington, K.G.  
E. Stafford Howard, Esq., C.B.  
John F. F. Horner, Esq.*Principal Clerks* { Fred. Hellard, Esq.  
C. K. Howlett, Esq.

## WORKS PARKS &amp; BUILDINGS.

STONEY'S GATE, S.W.

*First Commissioner*—Rt. Hon. Lewis Harcourt.*Private Secretary*—H. J. Haggood, Esq.*Secretary*—Hon. Sir S. E. McDonnell, K.C.B., C.V.O.*Assistant Secretary and Principal Clerk*—J. Fitzgerald, Esq., L.S.O.*Principal Clerk*—W. J. Downer, Esq., L.S.O.*Comptroller of Accounts*—H. Wordley, Esq.

## LORD GREAT CHAMBERLAIN'S OFFICE.

PALACE OF WESTMINSTER, S.W.

*Lord Great Chamberlain*—Rt. Hon. Marquess of Cholmondeley.*Secretary*—Capt. T. D. Butler.*Clerk*—W. B. Paley, Esq.

## POST OFFICE.

ST. MARTIN'S-LE GRAND, E.C.

*Postmaster-General*—Rt. Hon. Sydney Buxton.*Minister attending the Postmaster-General*—Earl of Granard.*Secretary*—H. Babington Smith, Esq., C.B., C.S.I.*Joint Second Sec.* { A. F. King, Esq.  
{ A. H. Norway, Esq.  
{ S. Raffles Thompson, Esq.  
{ E. Crabb, Esq.*Assistant Sec.* { H. S. Carey, Esq.  
{ E. W. Farnall, Esq.  
{ A. M. Orlivie, Esq.  
{ G. A. Oakesbott, Esq.*Private Sec.* { Hon. Richard D. Denman.  
{ W. Price, Esq., C.M.G.*Solicitor*—Sir R. Hunter.

## LOCAL GOVERNMENT BOARD.

WHITEHALL, S.W.

*President*—Rt. Hon. John Burns.*Private Secretaries* { W. T. Jerred, Esq.  
{ H. J. Comyns, Esq.*Parliamentary Sec.*—T. J. Macnamara, Esq., LL.D.*Private Secretary*—A. V. Symonds, Esq.*Peru. ditto*—Sir S. R. Provis, K.C.B.*Assistant Sec.* { H. C. Munro, Esq., C.B.  
{ T. Pitts, Esq., C.B.*Assistant Sec.* { J. Lithby, Esq., C.B.  
{ N. T. Kershaw, Esq., C.B.  
{ J. S. Davy, Esq., C.B.*Legal Adviser*—A. D. Adrian, Esq., C.B., K.C. (and *Chief Gen. Inspector*).

## BOARD OF AGRICULTURE &amp; FISHERIES.

4, WHITEHALL PLACE, 3, ST. JAMES'S SQUARE, AND 3, DELAWARE STREET, S.W.

*President*—Rt. Hon. Earl Carrington, K.G., G.C.M.G.*Private Secretaries* { E. B. Shine, Esq.  
{ R. Winfrey, Esq. (unpaid).*Secretary*—Sir T. H. Elliott, K.C.B.*Assistant Sec.* { A. W. Anstruther, Esq.  
{ W. E. Archer, Esq.  
{ E. H. Rev. Esq.  
{ T. H. Middleton, Esq., M.A.

## INLAND REVENUE OFFICE.

SOMERSET HOUSE, STRAND, W.C.

*Chairman*—R. Chalmers, Esq., C.B.*Deputy*—Laurence N. Guillemand, Esq., C.B.*Joint Secretaries* { J. B. Meers, Esq., C.B.  
{ E. E. Stoodley, Esq.

## CUSTOM HOUSE.

LOWER THAMES STREET, E.C.

*Chairman*—Sir T. J. Pitts, K.C.B., C.M.G.*Deputy*—F. S. Parry, Esq., C.B.*Commissioner*—R. F. Crawford, Esq.*Secretary*—R. Henderson, Esq., C.B.*Assistant Sec.*—H. V. Reade, Esq.

## CIVIL SERVICE COMMISSION.

BURLINGTON GARDENS, W.

*First Commissioner*—Lord Francis Hervey.*Second Commissioner*—Stanley M. Leathes, Esq.*Secretary*—J. L. Le Breton Hammond, Esq.

## CHARITY COMMISSION.

MARLBOROUGH HOTEL, RYDER STREET, S.W.

*Chief Commissioner*—C. A. Cook, Esq.*Secretary*—R. Durnford, Esq.

## ECCLESIASTICAL AND CHURCH ESTATES COMMISSION.

MILLBANK, S.W.

*Ecclesiastical* } The Archbishops.*Commissioners* } The Bishops, &c.*Church Estates* } (Sir Lewis Dibdin, D.C.L.*Commissioners* } Rt. Hon. C. B. Stuart-Wortley, K.C.

} (James Tomkinson, Esq., M.P.)

*Secretary*—Sir Alfred de Bock Porter, K.C.B.

## EXCHEQUER AND AUDIT OFFICE

VICTORIA EMBANKMENT, E.C.

*Comptroller*—J. A. Kempe, Esq., C.B.*Assist. ditto*—H. J. Gibson, Esq., C.B.

## ROYAL MINT.

TOWER HILL, E.C.

*Deputy Master & Comptroller*—Rt. Hon. W. G. Milson Macartney.

## JUDGE ADVOCATE GENERAL OFFICE.

7, VICTORIA STREET, S.W.

*Judge Advocate General*—T. Milvain, Esq., K.C.*Deputy*—E. M. Bonus, Esq.

## LORDS OF APPEAL IN ORDINARY.

Rt. Hon. Lord Macnaghten, *o.c.m.o.*

Rt. Hon. Lord Robertson.

Rt. Hon. Lord Atkinson.

Rt. Hon. Lord Collins.

## JUDICIAL COMMITTEE OF THE PRIVY COUNCIL.

Rt. Hon. Earl of Halsbury.

Rt. Hon. Lord James of Hereford.

Rt. Hon. Sir S. J. Way, Bt.

Rt. Hon. Sir J. Henry de Villiers.

Rt. Hon. Sir S. Strong.

Rt. Hon. Sir Ford North.

## SUPREME COURT OF JUDICATURE.

Rt. Hon. Lord Loreburn, *o.c.m.o.*  
(*Lord High Chancellor*).Rt. Hon. Lord Alverstone, *o.c.m.o.*  
(*Lord High Chancellor*).Rt. Hon. Lord Alverstone, *o.c.m.o.*  
(*Lord Chief Justice of England*).Rt. Hon. Sir Herbert H. Cresswell, *Master of the Rolls*.Rt. Hon. Sir John Gorell Barnes,  
(*President of the Probate Division*).

Rt. Hon. Sir Richard Vaughan Williams.

Rt. Hon. Sir John Fletcher Moulton.

Rt. Hon. Sir George Farwell.

## GENERAL REGISTER OFFICE.

SOMERSET HOUSE, STRAND, W.C.

*Registrar-General*—Sir W. C. Dunbar, Bart, C.B.*Chief Clerk*—A. C. Waters, Esq.

## PUBLIC RECORD OFFICE.

ROLLS HOUSE, CHANCERY LANE, W.C.

*Keeper*—The Master of the Rolls.*Deputy*—Sir H. C. Maxwell Lyte, K.C.B.*Assist. Keeper and Sec.*—S. R. Scargill-Bird, Esq.,  
F.S.A.

## HERALDS' COLLEGE.

QUERN VICTORIA STREET, E.C.

*Earl Marshal*—Duke of Norfolk, K.G.*Garter*—Sir Alfred B. Scott-Gatty, C.V.O.

## TRINITY HOUSE.

TOWER HILL, E.C.

*Master*—H. R. H. Prince of Wales.*Deputy*—Capt G. R. Vyvyan, R.N.R.*Secretary*—E. Price Edwards, Esq.

## BANK OF ENGLAND.

*Governor*—S. Hope Morley, Esq.*Deputy*—A. F. Wallace, Esq.*Secretary*—K. Grahame, Esq.

## STATIONERY OFFICE.

*Controller*—R. Bailey, Esq., M.V.O.*Assist. Controller*—W. G. Newton, Esq.

## Judges.

Rt. Hon. Sir H. Burton Buckley.

Rt. Hon. Sir William Kann Kennedy.

## HIGH COURT OF JUSTICE.

## CHANCERY DIVISION.

Rt. Hon. Lord Loreburn *o.c.m.o.*  
(*Lord High Chancellor*).

Sir Matthew I. Joyce.

Sir C. Swinfen Eady.

Sir T. R. Warrington.

Sir Ralph Neville.

Sir Robert Parker.

Lord Coleridge.

H. T. Eve.

## KING'S BENCH DIVISION.

Rt. Hon. Lord Alverstone, *o.c.m.o.*  
(*Lord Chief Justice of England*).

Sir William Grantham.

Sir John Compton Lawrence.

Sir Edward Byles.

Sir John Charles Bigham.

Sir Charles J. Darling.

Sir Arthur M. Channell.

Sir Walter G. F. Phillimore, Bt.

Sir Thomas T. Bucknill.

Sir Joseph Walton.

Sir Arthur R. Jeff.

Sir Reginald Bray.

Sir Alfred T. Lawrence.

Sir Henry Sutton.

Sir William Pickford.

## PROBATE, DIVORCE AND ADMIRALTY DIVISION.

*President*—Rt. Hon. Sir John Gorell Barnes.*Judge*—Sir Bargrave Deane.*Adm. Marshal*—R. Incedon, Esq.*Registrar, Adm.*—E. S. Roscoe, Esq.*Assistant ditto*—H. Stokes, Esq.

<i>Registrars of the Principal Probate Registry</i>	{	David H. Owen, Esq.
		R. A. Pritchard, Esq.
		A. Musgrave, Esq.
		W. A. Inderwick, Esq.

## OFFICIAL REFEREES.

## ROYAL COURTS OF JUSTICE.

H. W. Verey, Esq.  
Edward J. Pollock, Esq.  
J. Muir Mackenzie, Esq., K.C.

## COURT OF ARCHES.

1, THE SANCTUARY, WESTMINSTER, S.W.

*Judge*—Sir Lewis Dibdin, D.C.L.*Registrar*—Frederic H. Lee, Esq.*Record Keeper*—K. Munro, Esq.

## Chief Officers of State, Scotland and Ireland.

## CONSISTORY COURT.

1, DEAN'S COURT, E.C.

*Judge*—Thos. H. Tristram, Esq., K.C., D.C.L.*Registrar*—Harry W. Lee, Esq.

## VICAR GENERAL'S OFFICE.

3, CREED LANE, E.C.

*Vicar-General*—C. A. Cripps, Esq., K.C.*Registrar*—Harry W. Lee, Esq.

## FACULTY OFFICE.

23, KNIGHTRIDGE STREET.

*Master*—Sir Lewis Dibdin, D.C.L.*Registrar*—W. P. Moore, Esq.

## COUNTY PALATINE OF DURHAM.

*Chancellor*—Thomas Milvain, Esq., K.C.*Attorney-General*—E. Tindal Atkinson, Esq., K.C.*Solicitor-General*—John Scott Fox, Esq., K.C.*Registrar*—Alfred O. Smith, Esq.

## SUPREME COURT PAY OFFICE.

ROYAL COURTS OF JUSTICE.

*Assist. Paymaster-General*—W. H. Rowe, Esq.

## BANKRUPTCY COURT.

CARRY STREET, LINCOLN'S INN.

*Judge*—Sir J. C. Bigham.

<i>Registrars</i>	{	J. R. Brougham, Esq.
		H. S. Giffard, Esq.
		J. E. Linklater, Esq.
		H. James Hope, Esq.
		H. J. Hood, Esq.

## COURT UNDER BENEFICES ACT, 1898.

ROYAL COURTS OF JUSTICE.

*Judges*—

<i>For Province of</i>	{	Archbishop of Canterbury.
<i>Canterbury.</i>		Lord Chief Justice of England.

<i>For Province of</i>	{	Archbishop of York.
<i>of York.</i>		Lord Chief Justice of England.

*Registrar*—W. H. Macnamara, Esq.

## DEPARTMENT OF AGRICULTURE AND TECHNICAL INSTRUCTION FOR IRELAND.

UPPER MERRION STREET, DUBLIN, AND IRISH

OFFICE, OLD QUEEN STREET LONDON, S.W.

*President*—The Right Hon. The Chief Secretary for Ireland.*Vice-President*—T. W. Russell, Esq., M.P.*Secretary*—T. P. Gill, Esq.*Assist. Secretary for Agriculture*—Professor John R. Campbell, B.Sc.*Assist. Sec. for Technical Instruction*—George Fletcher, Esq., F.G.S.*Private Sec. to Vice-President*—H. G. Smith, Esq., B.A., LL.D.

## Chief Officers of State, &amp;c.

## SCOTLAND.

*Sec. for Scotland & Keeper of Great Seal*—Right Hon. John Sinclair.*Lord High Constable*—Earl of Errol.*Lord Privy Seal*—Marquis of Breadalbane, K.E.*Master Household*—Duke of Argyll, K.T.*Lord High Commissioner*—Lord Kinnaird.*Lord Clerk Reg.*—Duke of Montrose, K.T.*Lord Justice-General*—Rt. Hon. Lord Dunedin.*Lord Advocate*—Rt. Hon. Thomas Shaw, K.C.*Lord Just. Clerk*—Rt. Hon. Lord Kingsburgh.*Solicitor-General*—Alexander Cre, Esq., K.C.*Registrar Gen. & Dep. Keeper Great Seal*—Sir Stair Agnew, K.C.B.*Commanding Forces*—Lt. Gen. Sir E. P. Leach, C.B., K.C.V.O.

## IRELAND.

*Lord Lieutenant*—Earl of Aberdeen, K.T.*Chief Sec. & Keeper of Privy Seal*—Rt. Hon. Augustine Birrell, K.C.*Under Secretary*—Rt. Hon. Sir A. Macdonnell, G.C.B., K.C.V.O.*Private Secretaries*—Max S. Green, Esq.  
Walter Callan, Esq.*State Steward and Chamberlain*—Earl of Liverpool, M.V.O.*Controller*—Viscount Powerscourt, M.V.O.*Lord Chancellor*—Rt. Hon. Sir Samuel Walker, Bt.*Attorney-General*—Rt. Hon. R. R. Cherry, K.C.*Solicitor-General*—Edmond Barry, Esq., K.C., M.P.*Commanding the Forces*—Gen. Lord Grenfell, G.C.B., G.C.M.G.

## TAXES AND IMPOSTS.

RETURNS of (1) the Rates of all Duties, Taxes, or Imposts Collected by Imperial Officers; (2) the Quantities or Amounts Taxed; (3) the Gross Receipts derived from each Duty, Tax, or Impost; and (4) the Net Receipts and Appropriation thereof, in the Year ending the 31st day of March, 1907.

## Customs.

Duty, Tax, or Impost.	Rate of Duty, Tax or Impost.	Quantities or Amounts Taxed.	Gross Receipts derived therefrom.
<b>I.—TOBACCO:</b>			
<b>Manufactured—</b>			
Cigars .....	per lb. £ s. d.	Lbs.	£
Collected in the Isle of Man .....	0 6 0	1,629,790	488,883
Cavendish or Negrohead .....	per lb. 0 4 4	36	24,318
Cavendish or Negrohead } manufactured in Bond } .....	0 8 10	210,534	40,352
<b>Other manufactured Tobacco, viz.:</b>			
Cigarettes .....	per lb. 0 4 10	289,806	70,010
Other sorts .....	0 8 10	33,449	6,407
Snuff, containing more than 18 lbs. of moisture in every 100 lbs. weight thereof .....	per lb. 0 3 7	39	7
Snuff, not containing more than 18 lbs. of moisture in every 100 lbs. weight thereof .....	per lb. 0 4 4	19	4
<b>Unmanufactured—</b>			
Containing 10 lbs. or more of moisture in every 100 lbs. weight thereof			
*If stripped or stemmed .....	per lb. 0 3 3	2,349,006	368,141
From 1st May, 1906, without rebate .....	0 3 0 <sup>4</sup>	33,715,582	5,127,561
If unstripped or unstemmed .....	0 3 0	55,879,674	8,361,942
Containing less than 10 lbs. of moisture in every 100 lbs. weight thereof			
*If stripped or stemmed .....	per lb. 0 3 7	17	1
If unstripped or unstemmed .....	0 3 4	84	14
Collected in the Isle of Man .....		—	8,120
Total of I. ....			14,515,796
<b>II.—TEA, COPRAS, CHICORY, COCOA:</b>			
<b>Chicory:</b>			
Raw or kiln-dried .....	per cwt. 0 13 3	Cwts. 73,697	48,161
Roasted or ground .....	per lb. 0 0 2	Lbs. 77,080	643
Cocoa .....	0 0 1	41,643,963	171,016
Husks and shells .....	per cwt. 0 2 0	Cwts. 4,434	443
Cocoa or Chocolate, ground, prepared, or in any way manufactured .....	per lb. 0 0 2	Lbs. 8,923,391	74,362
Cocoa Butter .....	0 0 1	489,669	2,040
Chocolate in confectionery (see under Confectionery)		—	15,502
<b>Coffee:</b>			
Kiln-dried, roasted, or ground .....	per cwt. 0 14 0	Cwts. 256,827	179,789
Coffee and Chicory (or other vegetable substances), roasted and ground, mixed .....	per lb. 0 0 2	Lbs. 57,801	482
Tea .....	per lb. 0 0 2	522	5
Collected in the Isle of Man .....	0 0 5 from 14 May, 1906	16,871,791	421,706
Collected in the Isle of Man .....	0 0 5 from 14 May, 1906	246,643,556	5,196,768
Total of II. ....			8,4
Total of I. ....			6,111,521

\* Rate of 10d. the lb. allowed in respect of Stripped Tobacco on which the increased duty was paid on or after 1st July 1904 and which is to be deposited in bonded warehouses before, or to have been in importing from, is assigned to the United Kingdom on 24th April 1904.



Duty, Tax, or Impost.	Rate of Duty, Tax, or Impost.	Quantities or Amounts Taxed.	Gross Receipts derived therefrom.
<b>III.—SPIRITS &amp; ARTICLES CONTAINING SPIRIT :</b>			
Enumerated Spirits :		<i>Proof Gallons.</i>	£
Brandy .....	per proof gall. 0 11 4	2,095,897	1,187,561
" imported in bottles .....	" 0 12 4	—	22,957
Rum .....	per proof gall. 0 11 4	4,392,817	2,432,517
" imported in bottles .....	" 0 12 4	—	8
Rum, Imitation .....	per proof gall. 0 11 5	12,209	6,970
" imported in bottles .....	" 0 12 5	—	15
Geneva .....	per proof gall. 0 11 5	403,923	230,549
" imported in bottles .....	" 0 12 5	—	10,120
Unenumerated :			
Sweetened, tested .....	0 11 7	82,638	47,334
	being 11/5 for Spirit duty and 2d. for Sugar duty (£689)	—	47,913
Additional duty on Sweetened Spirits imported in bottles )	per proof gall. 0 1 0	—	3,696
Not sweetened, tested	per proof gall. 0 11 5	386,176	220,435
Liqueurs, Cordials, Mix- tures, and other prepara- tions containing Spirits not sweetened, provided such Spirits are not shown to be Un enumerated, tested	" 0 11 5	23,887	13,633
Additional duty on above Spirits imported in bottles )	" 0 1 0	—	713
British and Foreign mixed	" 0 11 0	56	30
Liqueurs, Cordials, Mix- tures, and other prepara- tions containing Spirits in bottle, enter- ed in such a manner as to indicate that the strength is not to be tested )	per liquid gall. 0 16 4	4,445	3,608
Perfumed .....	" 0 18 1	38,133	34,462
Additional duty on Perfumed Spirits im- ported in bottles )	" 0 1 0	—	1,658
Spirits for Methylation .....	per proof. gall. 0 0 3	—	
Spirits for use in Art or Manufacture .....	" 0 0 5	3,119	Deduct 1 <sup>2</sup> 65
Spirit Samples .....		—	1,512
Chloral Hydrate .....	per lb. 0 1 4	<i>Lbs.</i> 19,343	1,290
Chloroform .....	" 0 3 3	298	48
Collodion .....	per gallon 1 6 3	<i>Gallons.</i> 6	8
Ether, Acetic .....	per lb. 0 1 11	<i>Lbs.</i> 2,809	269
" Butyric .....	per gallon 0 16 5	643	528
" Sulphuric .....	" 1 7 5	64	88
Ethyl, Bromide .....	per lb. 0 1 1	<i>Lbs.</i> 102	5
" Chloride .....	per gallon 0 16 5	<i>Gallons.</i> 171	140
" Iodide of .....	" 0 14 3	3	2
Soap, Transparent, in the manufacture of which spirit has been used .....	per lb. 0 0 3	<i>Lbs.</i> 6,373	90
Spirit in Confectionery containing Chocolate .....		—	204
Spirit in Confectionery :—			
Hard .....	per lb. 0 0 0 <sup>1</sup> / <sub>2</sub>	—	15
(7,473 lbs., included with quantity of Confectionery, Hard, at 4s. 2d.)			
Soft .....	per lb. 0 0 0 <sup>1</sup> / <sub>2</sub>	—	4
(1,733 lbs., included with quantity of Confectionery, Soft, at 3s.)			
Total of III. ....			4,220,501

Duty, Tax, or Impost.	Rate of Duty, Tax, or Impost.	Quantities or Amounts Taxed.	Gross Receipts derived therefrom.
<b>IV. SUGAR, GLUCOSE, MOLASSES, AND SACCHARIN, AND ARTICLES CONTAINING SUGAR OR SWEETENING MATTER :</b>			
Sugar, Refined and Unrefined .....	per cwt. 0 4 2	<i>Cwts.</i> 29,841,095	5,979,973
Glucose, Solid .....	" 0 2 9	298,819	41,087
" Liquid .....	" 0 2 0	982,869	98,285
Molasses and Invert Sugar, and all other Sugar and extracts from Sugar which cannot be completely tested by the polariscope .....	" 0 1 0 to 0 2 9	1,281,678 <i>Cwts.</i> 1,254,688	139,372 132,074
Saccharin and Mixtures containing Saccharin or other substances of a like nature or use .....	per oz. 0 1 8	<i>Oz.</i> 611,390	38,211
Blacking, containing Sugar, or any other sweetening matter :		<i>Cwts.</i>	
Liquid .....	per cwt. 0 1 0	75	4
Solid .....	" 0 1 0	799	40
Candied or Drained Peel .....	" 0 3 0	5,911	641
Caramel, Solid .....	" 0 4 2	88	8
" Liquid .....	" 0 3 0	21,700	3,255
Cherries, Drained .....	" 0 2 3	18,440	2,082
Chutney .....	" 0 2 0	10,691	1,059
Cocoa-nut, Sugared .....	" 0 2 0	71	7
Confectionery, containing Chocolate, viz. :		<i>Lbs.</i>	
When the Chocolate exceeds 50 per cent. of the total net weight .....	per lb. 0 0 2	2,235,080	4,657
being, for Sugar ½d. per lb.			
being, for Chocolate (£13,909) 1½d. per lb.			
When the Chocolate exceeds 50 per cent. of the total net weight, in the manufacture of which Spirit has been used .....	" 0 0 2½ or 0 0 3	30,016	63
being, for Sugar ½d. per lb.			
being, for Chocolate (£187) 1½d. per lb.			
being, for Spirit (£65) ½d. or 1d. per lb.			
When the Chocolate does not exceed 50 per cent. of the total net weight .....	" 0 0 1½	261,524	544
being, for Sugar ½d. per lb.			
being, for Chocolate (£1,088) 1d. per lb.			
When the Chocolate does not exceed 50 per cent. of the total net weight, in the manufacture of which Spirit has been used .....	" 0 0 2 or 0 0 2½	61,905	129
being, for Sugar ½d. per lb.			
being, for Chocolate (£258) 1d. per lb.			
being, for Spirit (£139) ½d. or 1d. per lb.			
Confectionery :		<i>Cwts.</i>	
Hard, such as—			
Sugared Almonds (except as below), Caraway Seeds, &c. ....	per cwt. 0 4 2	8,255	1,714
Sugared Almonds, on the entry for which the Importer has declared that the sugar coating does not exceed 72 per cent. of the total net weight .....	" 0 3 0	158	24
Soft, A. B. Gums imported in bulk, in Barrels or Cases, on the entry for which the Importer has declared that duty on the combined quantity of sugar and glucose used in manufacture did not exceed 7s. per cwt. ....	" 0 2 0	28,678	2,567
Other A. B. Gums, Turkish Beight, &c. ....	" 0 3 0	10,769	1,612
Jelly Beans, Turkish Beight, &c. ....	" 0 3 0		
Confectionery, made from Sugar, and containing no other ingredient except flavouring .....	" 0 4 2	307	64
Licorice, if declared by the Importer not to contain more than 30 per cent. of added sugar or other sweetening matter .....	" 0 1 3	82	5
Flowers, as Violets and Rose Petals, &c., in Crystallized Sugar, as Crystallized Fruit, ....	" 0 4 2	361	79
Fruit, Canned and Bottled, other than Fruit liable to duty as such, preserved in Thin Syrup in other cases in Thin Syrup .....	" 0 0 6 0 1 0	199,616 124,854	4,362 6,265
Do. in Thick Syrup .....	" 0 2 6	1,278	102
Fruits, Crystallized, Glazed, and Melted, except Fruit liable to duty as such, ....	" 0 4 2	2,822	596

Duty, Tax, or Impost.	Rate of Duty, Tax, or Impost.	Quantities or Amounts Taxed.	Gross Receipts derived therefrom.
<b>SUGAR, &amp;c.—Cont.</b>			
Fruits, Imitation, Crystallized or not, on the entry for which the importer has declared that the sugar constituents do not exceed 80 per cent. . . . .	per cwt. 0 3 4	£ s. d. Cwts. 831	£ 138
Fruits, Imitation, Crystallized or not, in all other cases . . . . .	" 0 4 2	790	164
Fruit, liable to duty as such, except Currants, preserved in Sugar or otherwise, whether mixed with other fruit or not . . . . .	" 0 7 0	10,268	3,589
Fruit Pulp, excepting Fruit Pulp liable to duty as such, preserved in Thin Syrup . . . . .	" 0 1 0	705	35
Do. in Thick Syrup, as Jam . . . . .	" 0 3 0	601	90
Ginger, preserved in Syrup or Sugar . . . . .	" 0 8 0	85,553	5,332
Marmalade, Jams and Fruit Jellies, if not made from Fruit liable to duty as such . . . . .	" 0 3 0	1,996	293
Marzipan . . . . .	" 0 2 6	2,308	287
Milk, Condensed, sweetened whole . . . . .	" 0 1 8	359,372	29,947
Milk, Condensed, Separated, or Skimmed . . . . .	" 0 2 0	468,655	46,893
Milk, Condensed, slightly sweetened, whether whole, separated, or skimmed, if declared by the Importer not to contain more than 18 per cent. of added Sugar . . . . .	" 0 0 9	2,980	112
Milk Powder:			
If declared by the Importer not to contain any added Sugar . . . . .	Free.		
If declared by the Importer not to contain more than 36 per cent. of added Sugar . . . . .	per cwt. 0 1 6	10	1
In all other instances, and in cases in which the Importer wishes to dispense with sampling and testing . . . . .	" 0 3 4	4	1
Nestlé's Milk Food . . . . .	" 0 1 3	797	50
Soy, when containing Molasses or other sweetening matter . . . . .	" 0 1 0	14,718	736
Sugar in Spirits, sweetened, tested . . . . .	per proof gallon 0 0 2	—	639
(82,668 proof gallons included with quantity of Sweetened Spirits)			
Tamarinds, preserved in Syrup . . . . .	per cwt. 0 1 0	1,692	85
Other preparations made with added Sugar or sweetening matter (other than Saccharin) . . . . .		29,170	1,651
Charged under Section 7, Finance Act, 1901.			
Total of IV. . . . .		6,410,642	6,256,384
<b>V.—WINE:</b>			
Not exceeding 30 degrees of proof spirit . . . . .	per gall. 0 1 3	Gallons. 9,071,367	567,043
Not exceeding 42 degrees of proof spirit . . . . .	" 0 3 0	3,328,765	500,066
Exceeding 42 degrees of proof spirit . . . . .	" 0 3 0	42	8
And for every degree or part of a degree above 42 . . . . .	0 0 3 1/2	—	18,790
Additional duty on Still Wine imported in bottles, per gall. . . . .	0 1 0	—	154,337
Additional Duty on Sparkling Wine . . . . .	" 0 2 6	—	851
Collected in the Isle of Man . . . . .			1,241,085
Total of V. . . . .			
<b>VI.—FRUIT, DRIED OR OTHERWISE PRESERVED WITHOUT SUGAR:</b>			
Currants . . . . .	per. cwt. 0 2 0	Cwts. 1,223,031	122,282
Figs, Plums and Prunes . . . . .	" 0 7 0	380,869	133,284
Raisins . . . . .	" 0 7 0	622,358	217,796
Total of VI. . . . .			473,362
<b>VII.—BEER:</b>			
Beer of the descriptions called Mum, Spruce, or Black Beer, and Berlin White Beer, and other preparations, whether fermented or not fermented, of a character similar to Mum, Spruce, or Black Beer, where the worts thereof, were before fermentation of a specific gravity:		Barrels.	
Not exceeding 1.215 deg. . . . .	per barrel 1 12 0	1	1
Exceeding 1.215 deg. . . . .	" 1 17 6	960	1,800
Of other sorts, the worts of which were, before fermentation, of a specific gravity of 1.055 degrees . . . . .	" 0 8 0	57,971	23,200
And so on in proportion for any difference in gravity.			
Total of VII. . . . .			25,001
<b>VIII.—CARDS, PLAYING . . . . .</b>			
per doz. packs 0 3 9		Doc Packs 45,360	8,506

Taxes and Imposts.

205

Duty, Tax or Impost.	Rate of Duty, Tax or Impost.	Quantities or Amounts Taxed.	Gross Receipts derived therefrom.
<b>IX.—COAL, &amp;c., EXPORTED:</b>		<i>Tons.</i>	<i>£</i>
Coal and Cullin .....	per ton 0 1 0	33,708,653	1,689,947
Duty ceased on 1st November, 1906.			
Coke and Cinders .....	" 0 1 0	482,897	24,146
Duty ceased on 1st November, 1906.			
Fuel Manufactured.....	90 per cent. of Export Coal Duty.	783,780	85,271
Rebate of duty is allowed on Coal, &c., the value of which, free on board, does not exceed 6s. per ton.			
Duty ceased on 1st November, 1906.			
Total of IX. ....			1,749,363
<b>X.—CHARGES ON GOODS delivered from the Warehouses for Home Consumption:</b>			
Bottling charges on Foreign Spirits, bottled in Bond .....			
	per doz. bottles 0 0 3	—	288
MONEY deposited, and not appropriated to goods .....			
		—	11,467
Duties collected in the Isle of Man, exclusive of Sugar, Tea, Tobacco, and Wine .....			
		—	50,579
TOTAL REVENUE OF CUSTOMS in year ending, March 31st, 1907....		—	34,817,821

Net Revenue (after deducting Repayments and Allowances), £32,894,636, of which £32,118,972 went to the Exchequer, £184,660 to Local Taxation, and £590,508 to Isle of Man.

Excise.

Duty, Tax or Impost.	Rate of Duty, Tax or Impost.	Quantities or Amounts Taxed.	Gross Receipts derived therefrom.
<b>EXCISEABLE LIQUORS:</b>			
	<i>£ s. d.</i>		<i>£</i>
Beer Duty .....	Per barrel of the specific gravity of 1,056 .....	<i>Barrels.</i> *34,338,651	13,311,501
Beer re-landed .....	The drawback on exportation.....	51	30
Spirit Duty .....	Per gallon, at proof strength, home made .....	<i>Gallons.</i> { \$3,949,961	18,681,761
Glucose Duty: Solid .....	per cwt. 0 2 9	<i>Cwts.</i> 807,797	102,667
Liquid .....	" 0 2 0	218,786	
HOME-GROWN TOBACCO, &c.		<i>Lbs.</i> 30,178	3,036
CHOCOLAT, &c.		<i>Cwts.</i> 1,711	986
Chocory Duty .....	per cwt 0 12 1	<i>Number.</i> 574,322	1,745
Coffee Mixture Labels..	For every quarter of a pound .....	267,677	15,479
SACCHARIN .....	Per oz. ....		
RAILWAY DUTY:			
On sums received for the conveyance of Passengers in Great Britain..	On Urban District Traffic per cent. 2 0 0	<i>£</i> 1,477,190	366,642
	On other Traffic.....	5 0 0	
	Fares not exceeding 1d. per mile, Exempt.	6,460,363	
Charges on delivery from bonded Warehouses, &c.		—	75
LICENSING DUTIES:		<i>Number.</i>	
Brewers .....	Brewing Beer for sale .....	4,965	4,965
	Other Brewers (chargeable with Beer Duty):—		
	Farmers occupying houses exceeding the annual value of £10 brewing beer to give their labourers, and other persons occupying houses exceeding the annual value of £15 .....	1,573	214

\* Inclusive of the number of barrels of beer exported upon which duty is refunded.

† Inclusive of the number of gallons of spirits exported upon which duty is refunded.

Duty, Tax or Impost.	Rate of Duty, Tax or Impost.	Quantities or Amounts Taxed.	Gross Receipts derived from each Duty.
	£ s. d.	Number.	£
<b>LICENCE DUTIES.—Cont.</b>			
<b>BREWERS</b> .....	Other Brewers (not chargeable with Beer Duty):—		
	Occupying houses exceeding the annual value of £3, but not exceeding £10.....	0 4 0	4,444
	Occupying houses exceeding £10 but not exceeding £15.....	0 9 0	2,872
British Wine Merchants.....	.....	1 0 0	143
Spirits, Distillers of.....	.....	10 10 0	206
„ Rectifiers of.....	.....	10 10 0	296
„ Methylated:			
Makers of.....	.....	10 10 0	36
Retailers of.....	.....	0 10 0	18,588
Stills, Chemists and others using.....	.....	0 10 0	933
Vinegar Makers.....	.....	1 0 0	194
Passenger vessels for sale of Liquor and Tobacco			
	Whole year.....	5 0 0	466
	One day.....	1 0 0	20
<b>Tobacco &amp; Snuff, Mfrs. of</b>	Quantities manufactured not exceeding.....		
	20,000lbs.....	5 5 0	193
	Do. do. 40,000 „.....	10 10 0	57
	Do. do. 60,000 „.....	15 15 0	35
	Do. do. 80,000 „.....	21 0 0	9
	Do. do. 100,000 „.....	26 5 0	15
	Do. do. Exceeding „ 100,000 „.....	31 10 0	81
	Beginners with a surcharge according to quantity manufactured.....	5 5 0	25
Playing Cards, Makers of.....	.....	1 0 0	32
Medicine Vendors.....	Great Britain.....	0 5 0	41,353
Glucose Makers.....	.....	1 0 0	23
Saccharin.....	.....	1 0 0	2
<b>Beer Dealers</b> .....	Sellers of strong beer in quantities not less than 4½ gallons, or two dozen reputed quart bottles.....	3 6 1	10,296
	Sellers of strong beer, additional licence to retail, not to be consumed on the premises.....	1 5 0	4,467
<b>Beer Retailers</b> .....	To be consumed on the premises in England, Scotland and Ireland.....	3 10 0	27,923
	Not to be consumed on the premises in England and Wales.....	1 5 0	11,918
	Cider or Perry only, in England.....	1 5 0	78
	In Scotland (grocers) rated under £10.....	2 10 0	38
	„ „ „ rated at £10 or upwards.....	4 4 0	151
	Table beer only.....	0 5 0	28
	Occasional licence, not exceeding three days.....	0 1 *0	321
<b>Beer and Wine Retailers</b>	To be consumed on the premises.....	4 0 0	4,760
	Not to be consumed on the premises *Monopoly values, England.....	3 0 0	3,193
<b>Spirit Dealers</b> .....	To sell not less than 2 gallons.....	10 10 0	12,508
	Additional licence to retail foreign liquors only, not to be consumed on the premises.....	2 2 0	15
	England, additional licence to retail not less than one quart bottle of spirits or liquors in the bottles in which imported, not to be consumed on the premises.....	3 3 0	9,830
<b>Spirit Retailers</b> .....	Scotland only—		
	† Grocers whose premises are rated under £10.....	No. 86	4 4 0
	At £10 and under £20.....	866	5 5 0
	£20 „ £25.....	277	9 9 0
	£25 „ £30.....	400	10 10 0
	£30 „ £40.....	629	11 11 0
	£40 „ £50.....	421	12 12 0
	£50 or upwards.....	979	13 13 0
		3,657	37,671

\* Payments on Grants of New Licences. † Beer may also be sold under these licences if the justices' certificate to sell both beer and spirits be obtained.

Taxes and Imposts

217

Duty, Tax or Impost.	Rate of Duty, Tax or Impost.	Quantities or Amounts Taxed.	Gross Receipts derived from each duty.
		Number.	£
<b>LICENCE DUTIES—cont.</b>			
<b>Spirit Retailers</b> .....			
	Ireland only—		
	Grocers whose premises are No. £ s. d.		
	rated under £25 .....	342 9 18 5	
	At £25 and under £30 .....	166 11 0 0	
	£30 .. £40 .....	210 12 2 6	
	£40 .. £50 .....	91 13 4 7	
	£50 or upwards .....	183 14 6 7	
		1,022	11,871
	United Kingdom:—		
	Occasional Licences .....	per day 0 2 6	
	Do. For any number of days not		
	less than four nor exceeding six,		
	after the first six days .....	0 10 0	
		25,285	4,150
<b>Spirit Retailers</b> .....			
	United Kingdom		
	(entitled also to	Number	£ s. d.
	sell beer and		
	wine) whose		
	premises are		
	rated under £10	862	57 7,299 4 10 0
	£10 & under £15	2,139	146 3,315 6 0 0
	£15 .. £20	5,131	383 2,392 8 0 0
	£20 .. £25	5,630	300 1,285 11 0 0
	£25 .. £30	4,682	387 639 14 0 0
	£30 .. £40	7,421	767 906 17 0 0
	£40 .. £50	6,133	800 515 20 0 0
	£50 .. £100	13,969	2,428 673 25 0 0
	£100 .. £200	9,403	988 156 30 0 0
	£200 .. £300	3,800	168 22 35 0 0
	£300 .. £400	2,020	40 9 40 0 0
	£400 .. £500	1,102	21 4 45 0 0
	£500 .. £600	660	17 2 50 0 0
	£600 .. £700	406	9 55 0 0
	£700 & upwards	936	31 3 60 0 0
	Hotels of value		
	of £50 upward	1,377	376 229 30 0 0
	Theatres of value		
	of £50 upward	249	26 7 20 0 0
	Restaurants of		
	value of £400		
	and upwards	4	1 30 0 0
		45,833	6,931 17,495
		90,310	1,737,142
<b>*Monopoly values, England</b> .....			
			16,506
<b>Sweets—</b>			
Makers and Dealers in	To sell not less than two gallons...	5 5 0	116 554
Retailers of	.....	1 5 0	961 1,152
<b>Wine Dealers</b> .....			
	In Foreign Wine, not licensed to		
	retail beer or spirits .....	10 10 0	4,725 48,853
<b>Wine Retailers</b> .....			
	Scotland only—		
	Grocers selling wine not to be con-		
	sumed on the premises .....		
		2 4 1	3,525 7,764
	United Kingdom—		
	To be consumed on the premises ..		
		3 10 0	326 1,027
	England and Ireland—		
	Not to be consumed on the premises		
		2 10 0	6,347 15,530
	Occasional Licences, not exceeding		
	three days at one time...per day		
		0 1 0	196 7
<b>Refreshment Houses</b> ..			
	England and Ireland—		
	Keepers of refreshment houses		
	rated under £30 .....		
		0 10 6	6,148 3,108
	Do. rated at £30 or upwards....		
		1 1 0	6,925 7,070
<b>Tobacco &amp; Snuff, Dealers</b>			
	Occasional licences, not exceeding		
	three days at one time...per day		
		0 6 4	264,825 97,288
		19,711	608

Note—Six-day or Early Closing Licences, for the sale of any intoxicating liquors for consumption on the premises, are granted at six-seventh, and Six-day or Early Closing Licence at three-seventh parts of the above rate. The numbers of such Licences are included in the "Quantities Taxed."  
 Part Year Licences are now included in the numbers of Licences stated above.

\* Payments on Grants of New Licences.

Duty, Tax or Impost.	Rate of Duty, Tax or Impost.	Quantities or Amounts Taxed.		Gross Receipts derived from each duty.
		Number.	£	
<b>LICENCE DUTIES—cont.</b>				
<b>Gun and Game—</b>				
Gun .....	Every person who shall use or carry	0 10 0	240,789	120,420
Game, to kill.....	For the whole year.....	3 0 0		
	From 1st August to 31st October.....	2 0 0		
	From 1st November to 31st July ..	2 0 0		
	Occasional licences for continuous period of fourteen days .....	1 0 0		
Gamekeepers .....	Great Britain .....	2 0 0		
	Ireland, whole year .....	3 0 0		
	Do. 1st August to 31st Oct ..	2 0 0		
	Do. 1st Nov. to 31st July .....	2 0 0	78,632	192,430
Game, to deal in.....		2 0 0	4,602	9,304
<b>Establishment—</b>				
Male Servants.....	Great Britain—Every male servant	0 15 0	221,635	166,613
Carriages.....	Great Britain:—			
	Hackney carriages.....	0 15 0	136,208	101,116
	All other carriages, i.e.			
	With four wheels and adapted for two or more horses .....	2 2 0	81,134	168,610
	With four wheels and adapted for one horse .....	1 1 0	63,613	66,566
	With less than four wheels.....	0 15 0	338,730	253,306
	Half the foregoing rates charged on licences taken out for the first time between October 1 and December 31.			
Light Locomotives on Highways liable to duty as carriages or Hackney Carriages—				
Additional Duty .....	Great Britain			
	Exceeding one ton unladen but not exceeding two tons unladen.....	2 2 0	8,617	18,504
	Exceeding two tons unladen .....	3 3 0	1,867	5,849
Armorial Bearings .....	Great Britain—			
	If painted on or affixed to a carriage .....	2 2 0	14,552	30,559
	If otherwise worn or used.....	1 1 0	40,881	43,021
Dogs.....	Great Britain—each dog.....	0 7 6	1,727,864	648,164
Auctioneers .....		10 0 0	8,308	83,080
Appraisers and House Agents .....		2 0 0	5,444	10,890
Hawkers .....		2 0 0	14,219	28,434
Plate, Dealers in—To sell 2oz. gold and 30oz. silver upwards .....		5 15 6	5,307	30,029
	To sell more than 2 dwts. of gold or 5 dwts. of silver; and under 2oz. of gold or 30oz. of silver.....	2 6 0	16,298	36,475
Pawnbrokers .....		7 10 0	5,128	38,520
Fines, etc. ....			—	9,390
<b>Total Gross Receipts .....</b>				<b>£36,908,403</b>

Note.—The amounts produced by surcharges, by licences granted for periods less than a year, and by arrears, are appropriated in this account to the respective licences.

## Estate, &amp;c., Duties.

## ESTATE DUTIES.—

## Estate Duty under

## Finance Act, 1894.....

On the principal value of all property, real or personal, settled or not settled, which passed in the case of every person dying after 1st August, 1894, at the following graduated rates:—

Where the principal value exceeds	£	s.	d.	Per cent.
£100 and not exceeding £500 ..	1	0	0	
£500 ..	2	0	0	
£1,000 ..	3	0	0	
£10,000 ..	4	0	0	
£25,000 ..	4	10	0	
£50,000 ..	5	0	0	
£75,000 ..	5	10	0	
£100,000 ..	6	0	0	
£150,000 ..	6	10	0	
£250,000 ..	7	0	0	
£500,000 ..	7	10	0	
£1,000,000 ..	8	0	0	

With an additional 1 per cent. on settled property.

Approximate  
Net value of  
Property  
upon which  
Duty was  
paid.  
£

£

299,422,000

15,387,751

Duty, Tax or Impost.	Rate of Duty, Tax or Impost.	Quantities or Amounts Taxed.	Gross Receipts derived from each duty.
<b>ESTATE DUTIES—cont.</b>			
All property passing at death (with certain exceptions) is aggregated and pays a graduated rate of duty on such aggregated value.		Approximate Net value of Property upon which Duty was paid.	£
The Finance Act of 1900 provides for the limited aggregation of settled property under certain conditions, and thereby new rates of Estate Duty of $\frac{1}{4}$ , $\frac{1}{2}$ , $\frac{3}{4}$ , and $3\frac{1}{2}$ per cent. are chargeable under the appropriate circumstances.			
Small estates not exceeding £300 or £500 gross are liable to 30s. or 50s. estate duty only.			
Property not exceeding £1,000 exempted from legacy and succession duties.			
(For other features, <i>vide</i> Finance Acts, 1894 and 1896.)			
Probate or Inventory and			
Account Duty— <i>Vide</i> Parly. Paper, 325 of session 1894		2,168,000	69,574
*Temporary Estate Duty } Where the value of the personality exceeds (Personality) } £10,000—£1 for each £100 & fraction of £100		Included in above Amount.	4,671
Legacy Duty—From 1 per cent. to 10 per cent. according to the relationship. (The legacy duty at the rate of £1 per cent. is not payable where probate, etc., duty was paid under the provisions of the Act 44 Vic. c. 12, or where estate duty was paid under the Finance Act, 1894		Gross Amount of Property upon which Duty was Assessed.	2,960,993
Succession Duty—From 1 per cent. to 10 per cent., according to the relationship. Additional succession duty at from 10s to 30s. per cent. also payable in respect of devolution of property prior to 2nd August, 1894, but succession duty at the rate of 1 per cent. is not payable where estate duty was paid under the provisions of the Finance Act, 1894.		17,126,000	670,849
*Temporary Estate Duty (Realty) } Where the value of the realty exceeds } £10,000—£1 for each £100 and fraction of } £100		Included in above amount.	9,516
Corporation Duty—£5 per cent. on net annual income or profits accrued in respect of all real or personal property liable to duty.		852,880	42,644
		Total Gross Revenue	£19,146,000

\*On property passing by death of testator, &c., prior to August 2nd, 1894.

Stamps.

Deeds and other Instruments not otherwise enumerated—		£
Various rates of duty	—	3,382,927
<i>Idem</i> Penalties	—	4,617
Securities (Bonds) to Bearer	1s. for every £10 or for any fractional part of £10 of the money thereby secured	251,533
Substituted Securities—	6d. for every £20 or fractional part thereof	
Joint Stock Companies' Capital—		
6s. for every £100 or fraction of £100 on the nominal capital to be raised by shares of any company to be registered with limited liability		537,611
Contract Notes (Brokers') above 1d	On sale or purchase of any stock or marketable security of £100 value or upwards 1s.	185,436
Loan Capital Duty	On any loan capital by any authority, 3s. 6d. per cent. in United Kingdom	25,108
Foreign Certificates of Share	3d. for every £25 of the nominal value of the share or stock	32,541
Share Warrants to Bearer	1s. for every £10 of the nominal value of stock of foreign or colonial companies (Act of 1899) on registered and un-registered companies. Duty equal to three times amount of ad valorem stamp duty which would be chargeable on a deed of transfer (30s. per cent.)	109,422
Bills of Exchange (Inland)	Fixed duty of 1d. payable on demand or at sight, &c., from 1d. to 1s. for any sum not exceeding £100, then for every £100 or part thereof 1s.	
Do. (Foreign)	from 1d. to 6d. for any sum not exceeding £100, and then for every £100 or part thereof 6d.	1,932,478
Bankers' Notes	Not exceeding £1, 6d.; exceeding £1 and not exceeding £100 from 10d. to 3s. 6d., for payment of money to bearer on demand	
Composition for Duties on Bankers' Bills and Notes—		
Bank of England, £3 500 on each £1,000 (00) of bills in circulation;		
Bank of Ireland, special composition; other bankers, 3s. 6d. per £100 of bills &c., (half-yearly), but Scotch banks pay on notes at rates of 6s 2d per £100		
		110,922
Cards—	For every pack of playing cards made for sale or use in the United Kingdom, 3d.	1,932,366
		34,175



Duty, Tax or Impost.	Rate of Duty, Tax or Impost.	Quantities or Amounts Taxed.	Gross Amount of Revenue received.
<b>STAMPS—cont.</b>			
Licences and Certificates—Solicitors, &c. : London, Edinburgh, Dublin, £9 yearly; elsewhere £6 yearly, Half only for the first three years in practice .....		Numbers. 21,667	£ 144,416
Bankers, £30 yearly in respect of each place of issue .....		902	37,330
Con-wancers, London and Dublin, £9 yearly; elsewhere £6 yearly. Half only for the first three years in practice .....		2	15
Habitual Drunkards' Retreats, £5 upwards .....		6	60
Alkali and other works, £5 and £3 .....		1,250	3,918
Life Insurance—Up to £10, 1d.; above £10 and up to £25, 3d.; above £25 and up to £500, 6d. for every £50; above £500 and up to £1,000, 1s. for every £100; above £1,000, 10s. for every £1,000 and fractional part of £1,000 .....		—	93,078
Accidental death policies, 1d .....			
Marine Insurance—For every £100 or fraction of £100 insured upon any voyage 3d.; for time not exceeding six months 3d.; not exceeding twelve months 6d.; on policies with premiums under 2s. 6d. per cent. 1d. ....		—	253,368
Medicines, Patent—Rates varying according to the price of the medicine, viz. :—			
	a. d. No.	a. d. No.	
	0 14 ... 31,613,588	1 0 ... 125,994	
	0 3 ... 7,545,529	2 0 ... 13,412	
	0 6 ... 1,065,664	3 0 ... 11,430	
Receipts, Drafts and other Documents—One Penny .....		40,375,617	827,990
		396,802,015	1,663,613
	Total gross receipts .....		8,007,190
	„ net receipts .....		7,963,728

## Taxes.

LAND TAX—	Annual Value 1906-1908.	£	£
On Lands and Tenements.—Various: Not exceeding 1s. in the £ under Section 31 of Finance Act, 1896, to produce the quota payable by each parish under the provisions of the Acts 28 Geo. 3, c. 5, and c. 60, after allowing for concessions under Section 12 (1) of Finance Act, 1898 .....		—	764,377
	In the £		
INHABITED HOUSE DUTY.—Shops and warehouses .....	2d., 4d., 6d.	15,516,982	1,902,366
Beerhouses, hotels, inns and coffee houses .....	2d., 4d., 6d.	9,407,405	
Farmhouses .....	2d., 4d., 6d.	827,471	
Lodging-houses .....	2d., 4d., 6d.	1,650,901	
Dwelling-houses .....	3d., 6d., 9d.	64,123,891	
	Rate of Income Tax on Income exceeding £100. Year 1906-1907.†	Net Amount of Income Assessed 1906-1907.†	
INCOME TAX—		£	
Schedule A—In respect of lands, tenements, &c. ....	1s. 0d.	157,525,804	24,789,756
(Deductions of one-eighth on lands and one-sixth on houses allowed for repairs. Vide Finance Act, 1894.)			
Schedule B—In respect of the occupation of lands, etc.	1s. 0d.*	4,090,835	
Schedule C—In respect of annuities, dividends, etc.	1s. 0d.	42,310,344	
Schedule D—In respect of professions, trades, employments, &c. ....	1s. 0d.	875,348,954	
Schedule E—In respect of salaries, public offices, &c. ....	1s. 0d.	52,745,569	
	Total gross receipts .....		37,436,499

Note.—The Inhabited House Duty and Income Tax Assessments are those for the year ended 5th April, 1906, the latest year for which figures are available.

\* On one-third of the annual value of lands, but the "profits" of nurseries and market gardens are estimated according to the rules of Schedule D. † Abatements are allowed as understated, viz. :

£100 on incomes not exceeding £400.	
£150 " exceeding £400 and not exceeding £500.	£800.
£120 " " £500 " £700.	£700.
£70 " " £800 " £700.	£700.

† The Amount of Income shown in this column is the net sum arrived at after deducting from the "Gross Income assessed" all allowances, whether made at the time of the assessment or subsequently by way of repayment, &c.

## SEA FISHERIES, 1906.

Quantity and Value of Fish (exclusive of Salmon and Shell Fish) returned as Landed on the Coasts of the United Kingdom, distinguishing the Coasts on which Landed.

	QUANTITY.									
	ENGLAND & WALES.		SCOTLAND.		IRELAND.		UNITED KINGDOM.			
	Cwts.	£	Cwts.	£	Cwts.	£	Cwts.	£		
Soles .....	68,809	447,840	..	..	2,497	9,212	71,306	457,052		
Turbot .....	70,595	268,439	5,699	18,197	690	3,214	76,984	289,950		
Cod .....	1,910,963	1,117,498	720,271	232,113	16,847	12,058	2,648,061	1,451,657		
Haddock .....	2,320,424	1,406,808	1,074,515	521,914	11,603	6,858	3,906,542	1,936,140		
Herrings .....	3,281,397	1,320,748	4,979,848	1,649,163	310,427	125,557	8,571,672	3,095,468		
Mackerel .....	281,332	166,760	30,669	9,482	308,873	91,060	620,774	267,302		
Ling .....	196,206	117,815	131,457	43,875	9,186	7,525	338,849	169,215		
Pilchards .....	169,978	31,650	..	..	..	..	159,978	31,650		
Sprats .....	43,942	9,133	5,532	1,994	2,229	405	51,763	11,632		
Brill .....	22,073	68,001	74,821	93,213	..	..	..	..	4,097,506	3,230,726
Plaice .....	863,150	945,880	..	..	..	..	..	..		
Not separately distinguished	2,485,085	1,742,704	670,657	317,642	91,119	63,586	..	..		
Total .....	12,194,554	7,641,424	7,598,369	2,977,593	753,471	321,475	20,541,394	10,940,492		

Quantities of the undermentioned articles retained for Home Consumption per head of the total population of the United Kingdom.

Articles.	1875	1880	1885	1890	1895	1900	1904	1905	1906
IMPORTED ARTICLES:—									
Bacon and Hams .. Lbs.	8 26	15 89	11 57	13 55	14 60	19 50	17 23	17 28	17 14
Beef, Salted & Fresh ..	..	3 22	3 47	6 04	6 70	11 67	11 62	13 34	14 49
Beef (from Imported live oxen and bulis) ..	..	..	..	11 06	7 97	8 77	9 31	9 48	9 31
Meat, preserved otherwise than by Salting ..	..	2 07	1 54	2 00	2 28	1 91	1 97	1 33	1 13
Mutton, Fresh ..	..	..	1 78	4 93	7 45	9 22	9 13	9 37	10 47
Mutton (from imported sheep and Lambs) ..	..	..	..	0 64	1 72	0 59	0 55	0 26	0 14
Pork, Salted & Fresh ..	..	1 25	1 14	0 79	7 40	2 52	2 20	1 81	1 76
Butter .....	4 92	7 39	7 21	5 83	7 90	9 05	10 87	10 57	10 92
Margarine .....	..	..	..	2 66	2 47	2 49	2 20	2 80	..
Cheese .....	5 46	5 63	5 53	6 23	5 92	7 21	6 82	6 19	6 63
Cocoa .....	0 30	0 30	0 41	0 60	0 69	1 08	1 29	1 27	1 20
Coffee .....	0 98	0 92	0 91	0 75	0 70	0 71	0 97	0 67	0 66
Corn:—Wheat .....	197 08	175 64	188 99	179 70	233 63	166 22	255 16	252 07	237 48
Wheat Meal & Flour ..	..	33 84	48 37	46 66	51 77	57 55	38 40	30 75	36 02
Currants & Raisins ..	4 29	3 92	4 16	4 70	4 96	3 70	4 48	4 56	4 83
Eggs .....	22 62	21 58	27 80	32 91	38 88	49 18	56 35	51 75	51 48
Potatoes .....	16 06	31 49	7 13	5 73	10 70	23 38	25 66	9 03	9 34
Rice .....	11 98	14 08	7 64	9 38	7 98	10 14	14 50	15 37	17 50
Sugar, Raw .....	53 37	53 98	59 05	44 99	47 92	35 27	38 17	37 69	35 72
.. Refined .....	8 88	9 42	16 89	28 22	39 99	61 91	46 02	38 92	46 34
Tea .....	4 44	4 57	5 06	5 17	5 05	6 07	5 99	5 99	6 17
Tobacco .....	1 46	1 42	1 46	1 55	1 66	1 95	1 95	1 96	1 97
Wine .....	0 53	0 45	0 38	0 40	0 37	0 38	0 28	0 28	0 28
Spirits, Potable:—									
(Foreign) .....	0 36	0 25	0 22	0 24	0 21	0 21	0 17	0 16	0 16
(British) .....	0 94	0 82	0 74	0 78	0 79	0 90	0 78	0 75	0 74
Total Spirits (Im-ported) ..	1 30	1 07	0 96	1 02	1 00	1 12	0 95	0 91	0 90
Beer (British) .....	..	..	27 00	30 00	29 58	31 58	28 79	27 70	27 97

In Articles free of Duty, the Imports, less the Re-exports, have been taken as the Quantities Retained for Home Consumption.

## IMPORTS INTO THE

## A SUMMARY of the VALUE of the IMPORTS of MERCHANDISE from FOREIGN

The values of the Imports include the cost, insurance, and freight (C.I.F.); or,

	1903.			1904.
	From Foreign Countries.	From British Possessions (including Protectorates).	Total.	From Foreign Countries.
	£	£	£	£
<b>I.—FOOD, DRINK, AND TOBACCO :</b>				
A. Grain and Flour .. .. .	54,470,790	15,171,615	69,642,405	48,113,004
B. Meat, including Animals for food .. .. .	33,866,042	11,532,371	50,397,413	38,479,638
C. Other food and drink :				
(1.) Non-dutiable .. .. .	50,974,767	12,720,898	63,695,665	49,258,414
(2.) Dutiable .. .. .	32,491,038	11,057,758	43,548,796	33,923,795
D. Tobacco .. .. .	4,066,277	135,576	4,190,853	4,424,691
<b>TOTAL, CLASS I. . . . .</b>	<b>180,856,914</b>	<b>60,618,218</b>	<b>231,475,132</b>	<b>174,199,442</b>
<b>II.—RAW MATERIALS AND ARTICLES MAINLY UNMANUFACTURED :</b>				
A. Coal, Coke, and Manufactured Fuel .. .. .	2,729	1,258	3,987	2,539
B. Iron Ore, Scrap Iron, and Steel .. .. .	4,814,380	73,413	4,887,793	4,510,267
C. Other Metallic Ores .. .. .	4,337,577	1,577,914	5,915,491	4,963,719
D. Wood and Timber .. .. .	20,823,923	6,299,033	27,122,956	18,328,767
E. Cotton .. .. .	43,390,211	1,636,367	45,026,578	52,748,132
F. Wool .. .. .	5,294,173	18,314,636	23,608,809	5,251,352
G. Other Textile Materials .. .. .	7,259,212	4,570,594	11,829,806	7,683,983
H. Oil Seeds, Nuts, Oils, Fats, and Gums .. .. .	16,499,538	7,961,633	24,461,171	17,155,970
I. Hides and Undressed Skins .. .. .	3,824,616	3,557,256	7,381,872	3,598,911
J. Materials for Paper Making .. .. .	3,253,483	177,984	3,431,467	3,401,013
K. Miscellaneous .. .. .	15,496,954	4,343,153	19,840,107	16,106,221
<b>TOTAL, CLASS II. . . . .</b>	<b>124,996,796</b>	<b>48,513,241</b>	<b>173,510,037</b>	<b>138,750,874</b>
<b>III.—ARTICLES WHOLLY OR MAINLY MANUFACTURED :</b>				
A. Iron and Steel and Manufactures thereof .. .. .	8,631,391	31,100	8,662,491	8,132,857
B. Other Metals and Manufactures thereof .. .. .	12,356,414	6,154,856	18,511,270	14,214,566
C. Cutlery, Hardware, Implements and Instruments .. .. .	4,225,051	11,590	4,236,641	3,808,653
D. Electrical Goods and Apparatus (other than Machinery and Telegraph and Telephone Wires) .. .. .	876,864	525	843,819	—
E. Machinery .. .. .	4,339,060	111,320	4,450,370	4,220,103
F. Ships (New) .. .. .	57,866	119	57,985	25,569
G. Manufactures of Wood and Timber (including Furniture) .. .. .	2,213,403	131,859	2,345,262	1,959,025
H. Yarns and Textile Fabrics :				
(1.) Cotton .. .. .	7,293,531	84,000	7,377,581	6,561,913
(2.) Wool .. .. .	11,142,038	126,130	11,268,168	11,336,763
(3.) Other Materials .. .. .	17,191,058	2,314,862	19,506,920	17,286,624
I. Apparel .. .. .	3,463,333	13,009	3,476,342	3,507,738
J. Chemicals, Drugs, Dyes and Colours .. .. .	7,428,102	1,420,190	8,848,292	7,715,836
K. Leather and Manufactures thereof (including Boots and Shoes and Gloves) .. .. .	8,580,106	2,753,851	11,313,951	8,224,240
L. Earthenware and Glass .. .. .	4,774,985	5,754	4,780,739	4,332,974
M. Paper .. .. .	4,748,557	101,626	4,850,183	4,803,402
N. Miscellaneous .. .. .	24,011,442	859,069	24,870,501	24,419,307
<b>TOTAL, CLASS III. . . . .</b>	<b>121,312,245</b>	<b>14,119,850</b>	<b>135,432,095</b>	<b>121,393,409</b>
<b>IV.—MISCELLANEOUS AND UNCLASSIFIED (including Parcel Post) .. .. .</b>	<b>1,763,542</b>	<b>419,483</b>	<b>2,183,025</b>	<b>1,676,497</b>
<b>TOTAL .. . . .</b>	<b>428,929,497</b>	<b>113,670,792</b>	<b>542,600,289</b>	<b>431,020,222</b>

## UNITED KINGDOM.

## COUNTRIES AND BRITISH POSSESSIONS (including PROTECTORATES) respectively.

when goods are consigned for sale, the latest sale value of such goods.

1904.		1905.				1906.			
From British Possessions (including Protectorates).	Total.	From Foreign Countries.	From British Possessions (including Protectorates).	Total.	From Foreign Countries.	From British Possessions (including Protectorates).	Total.		
£	£	£	£	£	£	£	£		
20,683,598	68,796,597	48,857,886	20,342,399	69,200,285	51,429,402	16,451,187	67,880,589	L.	
10,186,777	48,066,316	37,841,691	11,690,157	49,431,748	39,152,754	12,878,699	52,026,453	A.	
								B.	
14,129,185	63,887,599	47,556,990	15,466,150	63,023,140	51,521,757	17,301,358	68,823,115	C.	
11,368,901	45,282,006	34,199,594	11,722,888	45,922,482	32,905,894	11,803,278	44,709,172	D.	
87,867	4,612,378	3,638,741	82,179	3,721,920	4,640,302	78,525	4,718,827		
66,445,433	230,644,985	172,004,802	59,204,778	231,299,575	179,650,109	58,508,047	238,156,156		
								II.	
150	2,689	42,485	97	42,582	47,037	63	47,100	A.	
88,933	4,599,200	5,460,875	64,700	5,525,575	6,632,079	134,677	6,766,756	B.	
1,633,383	6,897,702	5,715,053	1,895,937	7,610,990	8,622,439	2,407,705	9,038,144	C.	
6,309,218	23,637,988	18,000,845	5,273,175	23,274,020	21,279,840	6,227,570	27,507,410	D.	
2,276,693	55,024,825	51,117,707	1,253,171	52,370,878	54,281,052	1,844,201	56,125,253	E.	
18,065,103	23,316,455	6,029,007	20,619,730	26,648,737	7,136,546	23,379,172	30,515,713	F.	
5,346,686	13,030,689	7,501,306	7,010,672	14,511,978	7,401,587	9,623,126	17,024,718	G.	
8,134,335	25,230,505	16,115,725	7,485,202	23,600,927	16,662,248	8,971,966	25,634,214	H.	
2,977,389	6,576,310	4,372,780	3,712,013	8,084,935	5,594,757	5,194,757	10,699,696	I.	
138,120	3,554,133	3,852,438	220,063	3,802,501	3,675,879	259,590	3,935,409	J.	
4,476,119	20,582,340	18,068,727	4,696,851	22,633,578	18,062,953	5,523,961	24,191,914	K.	
46,461,939	162,212,813	135,974,948	52,131,611	188,106,559	147,906,599	63,571,728	211,478,327		
								III.	
83,915	8,216,772	6,573,757	15,648	8,589,405	8,348,110	11,642	8,359,752	A.	
6,739,321	20,963,877	13,639,423	8,141,273	21,840,696	17,313,827	10,917,899	28,231,726	B.	
5,934	3,814,587	3,602,452	12,655	3,615,107	3,762,161	9,455	3,771,616	C.	
2,054	845,873	1,008,687	1,417	1,010,304	1,186,631	994	1,187,625	D.	
92,337	4,312,440	4,446,081	91,790	4,537,871	5,023,643	103,323	5,126,972	E.	
697	26,108	31,211	1,412	32,623	36,286	114	36,400	F.	
124,251	2,083,306	1,841,322	136,874	1,968,196	1,888,629	128,099	2,016,728	G.	
91,179	6,848,092	7,840,900	79,352	7,920,252	9,296,157	60,370	9,356,527	H.	
10,746	11,478,283	12,434,381	89,456	12,524,037	11,963,493	12,345	12,975,638		
2,069,271	19,385,896	17,372,059	1,972,040	19,244,139	18,066,280	2,076,812	20,062,092		
6,106	3,312,904	3,946,972	6,721	3,962,693	3,776,552	5,926	3,784,478		
1,496,304	4,211,770	4,346,431	1,228,207	4,624,636	4,694,666	1,266,443	10,104,111	I.	
2,666,942	10,883,132	8,070,327	2,967,656	11,037,983	9,156,395	3,586,235	12,745,130	K.	
4,294	4,337,273	4,396,235	3,963	4,312,716	4,216,668	3,574	4,219,162	L.	
137,117	4,999,619	5,014,174	241,887	5,236,060	5,486,480	240,015	5,726,506	M.	
961,626	20,329,963	20,918,368	1,012,326	21,930,693	21,860,000	1,059,692	22,020,729	N.	
14,577,821	138,971,292	127,446,200	15,961,707	143,398,907	136,363,283	19,596,106	155,999,391		
633,073	2,519,571	1,676,241	540,933	2,216,876	1,863,269	679,357	2,442,626	IV.	
130,018,406	531,088,623	427,151,191	127,966,726	565,019,917	465,723,280	142,165,240	607,879,540		

## EXPORTS OF BRITISH

A SUMMARY of the VALUE of the EXPORTS of PRODUCE and MANUFACTURES  
(including PROTECTORATES)

The values of the Exports include the cost and the charges of delivering the

	1903.			1904.
	To Foreign Countries.	To British Possessions (including Protectorates).	Total.	To Foreign Countries.
	£	£	£	£
<b>I.—FOOD, DRINK, AND TOBACCO :</b>				
A. Grain and Flour .. .. .	1,028,473	591,867	1,620,340	1,247,072
B. Meat, including Animals for food .. .. .	339,742	278,485	668,227	436,600
C. Other food and drink .. .. .	6,301,439	7,069,354	13,371,343	6,897,204
D. Tobacco .. .. .	130,892	522,713	653,606	178,692
<b>TOTAL, CLASS I .. .. .</b>	<b>7,850,596</b>	<b>8,462,919</b>	<b>16,313,515</b>	<b>8,759,568</b>
<b>II.—RAW MATERIALS AND ARTICLES</b>				
MAINLY UNMANUFACTURED :				
A. Coal, Coke, and Manufactured Fuel .. .. .	25,344,637	1,918,149	27,262,786	24,492,891
B. Iron Ore, Scrap Iron and Steel .. .. .	321,636	132,310	453,946	423,699
C. Other Metallic Ores .. .. .	134,308	535	134,843	129,173
D. Wood and Timber .. .. .	14,196	36,968	51,164	30,328
E. Cotton .. .. .	—	—	—	—
F. Wool .. .. .	1,793,307	58,292	1,851,599	2,099,343
G. Other Textile Materials .. .. .	118,740	9,645	128,385	176,390
H. Oil Seeds, Nuts, Oils, Fats and Gums .. .. .	2,384,613	591,938	2,976,551	2,127,011
I. Hides and Undressed Skins .. .. .	1,195,054	81,782	1,276,836	1,336,264
J. Materials for Paper Making .. .. .	390,954	18,670	409,624	407,513
K. Miscellaneous .. .. .	1,444,776	146,921	1,591,697	1,564,541
<b>TOTAL, CLASS II .. .. .</b>	<b>33,142,221</b>	<b>2,995,210</b>	<b>36,137,431</b>	<b>32,787,153</b>
<b>III.—ARTICLES WHOLLY OR MAINLY</b>				
MANUFACTURED :				
A. Iron and Steel and Manufactures thereof .. .. .	15,935,421	14,463,780	30,399,261	15,527,869
B. Other Metals and Manufactures thereof .. .. .	4,313,529	2,644,776	6,958,306	4,047,828
C. Cutlery, Hardware, Implements and Instruments .. .. .	2,229,589	2,408,622	4,638,211	2,550,770
D. Electrical Goods and Apparatus (other than Machinery and Telegraph and Telephone Wire) .. .. .	1,559,276	927,373	2,486,649	773,910
E. Machinery .. .. .	12,329,458	7,728,748	20,058,266	13,771,890
F. Ships (new) .. .. .	3,317,449	966,380	4,283,829	3,267,322
G. Manufactures of Wood and Timber (including Furniture) .. .. .	432,293	1,077,495	1,509,788	453,326
<b>H. YARNS AND TEXTILE FABRICS :</b>				
(1) Cotton .. .. .	43,396,088	30,215,043	73,611,731	49,068,283
(2) Wool .. .. .	18,001,000	6,626,230	24,627,339	19,749,397
(3) Other Materials .. .. .	8,926,139	3,711,591	12,637,730	9,024,363
I. Apparel .. .. .	1,247,711	6,307,400	7,555,111	1,106,778
J. Chemicals, Drugs, Dyes and Colours .. .. .	9,631,670	3,912,882	13,544,552	9,834,303
K. Leather and Manufactures thereof (including Boots and Shoes, and Gloves) .. .. .	2,184,312	2,762,297	4,946,609	2,469,452
L. Earthenware and Glass .. .. .	1,641,494	1,636,988	3,278,482	1,628,946
M. Paper .. .. .	631,001	1,164,849	1,795,850	650,210
N. Miscellaneous .. .. .	10,462,433	11,298,860	21,760,293	11,721,063
<b>TOTAL, CLASS III .. .. .</b>	<b>136,239,532</b>	<b>97,653,414</b>	<b>234,092,946</b>	<b>144,920,900</b>
<b>IV.—MISCELLANEOUS AND UNCLASSIFIED</b>				
(including Parcel Post) .. .. .				
	2,490,896	1,835,321	4,256,216	2,305,549
<b>TOTAL .. .. .</b>	<b>179,653,244</b>	<b>111,146,864</b>	<b>290,800,108</b>	<b>158,773,170</b>

## AND IRISH PRODUCE, &amp;c.

of the UNITED KINGDOM to FOREIGN COUNTRIES and BRITISH POSSESSIONS respectively.

goods on board the ship, and are known as the "free on board" or F.O.B. values.

1904.		1905.			1906.			
To British Possessions (including Protectorates).	Total.	To Foreign Countries.	To British Possessions (including Protectorates).	Total.	To Foreign Countries.	To British Possessions (including Protectorates).	Total.	
£	£	£	£	£	£	£	£	
57,431	1,804,503	2,164,206	604,781	2,768,937	1,911,709	630,087	2,571,796	A.
308,597	745,197	609,315	315,050	924,365	932,345	407,018	1,339,363	B.
6,641,501	13,538,705	8,007,923	6,716,634	14,724,557	9,191,336	6,952,415	16,143,751	C.
597,853	776,046	262,068	699,706	981,774	339,018	721,642	1,060,660	D.
8,104,882	16,864,450	11,063,512	8,336,121	19,399,633	12,404,403	8,711,162	21,115,570	
<b>II.</b>								
2,869,495	36,862,386	24,495,830	1,665,299	26,061,120	29,982,774	1,521,517	31,504,291	A.
76,922	600,621	873,149	100,177	473,326	437,977	158,846	593,823	B.
1,457	130,630	113,386	1,079	114,465	171,030	5061	176,091	C.
37,265	67,693	36,027	51,029	77,056	32,993	58,552	91,575	D.
65,480	2,164,823	2,431,662	80,649	2,511,711	2,826,696	75,391	2,902,089	E.
3,282	1,9,672	160,046	5,431	155,477	161,679	2,569	164,248	F.
632,098	2,759,019	1,976,040	616,496	2,592,538	2,195,324	628,759	2,824,683	G.
91,777	1,428,041	1,691,934	161,951	1,853,885	2,006,165	203,648	2,209,753	H.
30,968	328,481	515,582	20,258	535,840	682,719	31,251	713,707	I.
144,905	1,709,446	1,778,441	158,102	1,936,543	1,886,771	198,086	2,684,457	J.
3,448,559	36,230,712	33,551,497	2,760,464	36,311,961	40,383,670	2,883,710	43,267,380	
<b>III.</b>								
12,538,802	78,066,671	19,309,876	12,516,562	31,826,438	25,244,917	14,595,678	39,840,596	A.
2,943,593	6,391,421	6,358,361	2,562,172	8,920,533	7,359,621	2,773,561	10,133,202	B.
2,340,421	4,891,191	2,792,249	2,323,067	5,115,316	3,258,610	2,508,297	5,881,907	C.
834,016	1,609,316	1,174,949	1,256,796	2,431,744	1,610,882	771,961	2,381,743	D.
7,293,391	21,065,191	16,369,841	6,880,485	23,260,326	18,904,763	7,967,126	26,771,889	E.
1,167,829	4,456,151	4,466,486	962,812	5,431,296	7,901,293	742,578	8,644,171	F.
828,852	1,281,678	488,521	725,518	1,214,039	682,806	622,890	1,306,696	G.
34,798,618	83,873,746	54,996,292	37,014,723	92,010,985	60,862,332	38,716,583	99,578,915	H.
7,722,232	26,925,565	21,337,697	7,812,913	29,150,610	24,055,494	7,788,187	31,643,681	
3,380,228	12,414,591	10,017,676	3,187,224	13,204,899	11,565,611	3,427,712	14,993,323	
4,638,390	8,745,368	1,320,540	4,700,712	6,021,242	1,651,060	5,167,237	6,816,317	I.
3,313,246	13,047,442	10,476,314	4,060,548	14,536,557	11,109,908	4,411,479	15,521,228	J.
2,289,547	4,758,999	3,054,840	2,696,654	5,690,494	3,623,966	2,767,781	6,391,767	K.
1,487,277	8,116,235	1,737,373	1,466,179	3,205,562	2,014,756	1,644,752	3,659,508	L.
1,229,593	1,870,797	781,206	1,206,531	1,939,767	806,439	1,237,377	2,063,616	M.
11,379,639	22,621,688	14,236,128	10,906,369	25,143,114	17,254,677	12,343,701	29,066,378	N.
98,416,043	243,336,348	68,566,335	100,204,679	289,073,214	196,031,676	107,486,630	306,526,196	
<b>IV.</b>								
1,973,386	4,278,932	2,806,459	2,136,347	5,031,806	3,414,408	2,249,708	5,664,192	
111,937,870	360,711,046	16,378,808	113,437,611	329,816,614	259,234,080	121,841,278	375,675,358	

## EXPORTS OF FOREIGN AND

## A SUMMARY of the VALUE of the EXPORTS of FOREIGN and COLONIAL PROTECTORATES)

The values of the Exports represent the cost and charges of delivering

	1903.			1904
	To Foreign Countries.	To British Possessions (including Protectorates).	Total.	To Foreign Countries.
	£	£	£	£
<b>I.—FOOD, DRINK, AND TOBACCO :</b>				
A. Grain and Flour .. .. .	480,968	198,781	679,744	1,030,527
B. Meat, including Animals for food .. .	464,356	246,843	701,198	468,845
C. Other food and drink :				
(1) Non-dutiable .. .. .	2,590,185	925,667	3,515,850	2,751,085
(2) Dutiable .. .. .	3,833,432	1,196,940	5,020,372	3,997,771
D. Tobacco .. .. .	126,848	194,172	321,020	101,611
<b>TOTAL, CLASS I. . . . .</b>	<b>7,486,781</b>	<b>2,752,408</b>	<b>10,238,184</b>	<b>8,255,839</b>
<b>II.—RAW MATERIALS AND ARTICLES MAINLY MANUFACTURED :</b>				
A. Coal, Coke, and Manufactured Fuel .. .	510	—	510	72
B. Iron Ore, Scrap Iron, and Steel .. .	35,140	4	35,144	26,453
C. Other Metallic Ores .. .. .	169,673	2,248	171,921	266,217
D. Wood and Timber .. .. .	556,910	125,678	682,588	488,335
E. Cotton .. .. .	7,873,218	17,332	7,890,550	7,197,166
F. Wool .. .. .	10,496,781	61,968	10,558,719	9,682,380
G. Other Textile Materials .. .. .	2,833,120	203,742	3,036,862	3,173,920
H. Oil Seeds, Nuts, Oils, Fats, and Gums .. .	4,351,192	211,722	4,562,914	4,309,309
I. Hides and Undressed Skins .. .. .	3,920,163	181,107	4,101,270	3,734,506
J. Materials for Paper Making .. .. .	113,164	1,813	114,977	144,472
K. Miscellaneous .. .. .	8,919,687	298,827	9,218,514	9,022,957
<b>TOTAL, CLASS II. . . . .</b>	<b>39,269,508</b>	<b>1,104,461</b>	<b>40,373,969</b>	<b>38,045,787</b>
<b>III.—ARTICLES WHOLLY OR MAINLY MANUFACTURED :</b>				
A. Iron and Steel and Manufactures thereof .. .	192,910	233,511	476,421	195,226
B. Other Metals and Manufactures thereof .. .	3,940,804	167,945	4,108,749	4,453,458
C. Cutlery, Hardware, Implements and Instruments .. .. .	245,885	102,037	347,922	548,515
D. Electrical Goods and Apparatus (other than Machinery and Telegraph and Telephone Wire) .. .. .	15,845	19,706	35,551	24,358
E. Machinery .. .. .	692,668	241,652	934,320	617,545
F. Ships (New) .. .. .	938	4,721	5,659	4,508
G. Manufactures of Wood and Timber (including Furniture) .. .. .	152,211	27,691	179,902	140,587
H. Yarns and Textile Fabrics :				
(1) Cotton .. .. .	414,249	459,816	874,065	382,051
(2) Wool .. .. .	332,592	509,367	841,959	392,946
(3) Other Materials .. .. .	2,907,772	1,118,145	4,025,917	2,761,671
I. Apparel .. .. .	213,270	123,114	336,384	195,248
J. Chemicals, Drugs, Dyes, and Colours .. .	1,275,531	258,359	1,533,890	1,163,992
K. Leather and Manufactures thereof (including Boots and Shoes and Gloves) .. .	1,338,872	242,187	1,581,059	1,379,361
L. Earthenware and Glass .. .. .	322,608	56,290	378,898	251,857
M. Paper .. .. .	49,093	75,196	124,289	59,829
N. Miscellaneous .. .. .	2,280,508	765,878	3,055,386	2,606,188
<b>TOTAL, CLASS III. . . . .</b>	<b>14,394,556</b>	<b>4,455,615</b>	<b>18,840,171</b>	<b>15,067,040</b>
<b>IV.—MISCELLANEOUS AND UNCLASSIFIED (including Parcel Post) .. .. .</b>	<b>96,304</b>	<b>24,846</b>	<b>121,240</b>	<b>89,989</b>
<b>TOTAL .. .. .</b>	<b>61,236,239</b>	<b>8,337,325</b>	<b>69,573,564</b>	<b>61,458,656</b>

## COLONIAL MERCHANDISE.

MERCHANDISE TO FOREIGN COUNTRIES and BRITISH POSSESSIONS (including respectively,

the goods on board the ship, and are known as the "free on board" values.

1904.		1905.		1906.				
To British Possessions (including Protectorates).	Total.	To Foreign Countries.	To British Possessions (including Protectorates).	Total.	To Foreign Countries.	To British Possessions (including Protectorates).	Total.	
£	£	£	£	£	£	£	£	
329,367	1,365,894	1,236,890	298,253	1,535,143	1,091,846	807,369	1,389,212	A.
263,056	718,900	685,269	227,979	813,248	673,665	225,917	799,682	B.
810,363	8,561,448	8,127,347	787,993	8,915,340	8,207,362	855,341	4,062,703	C.
1,091,705	4,969,476	4,451,395	1,091,120	5,542,516	4,492,708	1,073,332	5,566,040	D.
143,791	246,402	87,190	134,023	221,213	123,115	98,038	221,173	
<b>2,625,281</b>	<b>10,881,120</b>	<b>9,498,094</b>	<b>2,589,368</b>	<b>12,027,462</b>	<b>9,488,693</b>	<b>2,560,017</b>	<b>12,048,710</b>	
								II.
—	72	—	—	—	—	—	—	A.
80	26,533	43,034	4,232	47,266	24,750	2,427	27,177	B.
336	296,558	369,060	253	369,313	493,616	822	496,938	C.
162,765	641,090	556,904	131,067	687,971	746,726	165,841	912,567	D.
45,766	7,242,952	6,654,250	434,744	6,988,994	6,910,375	190,493	7,100,863	E.
66,965	9,739,345	11,163,200	78,067	11,236,257	11,534,514	40,631	11,575,045	F.
164,657	3,327,977	3,543,152	241,086	3,784,248	4,693,576	164,637	4,858,213	G.
259,328	4,568,637	4,391,448	204,913	4,596,361	4,569,463	182,705	4,752,168	H.
226,088	3,961,404	4,849,208	258,663	5,107,871	6,843,617	179,723	6,523,240	I.
3,758	148,230	150,487	2,542	153,029	163,501	2,408	165,909	J.
269,621	9,312,478	10,547,386	316,409	10,863,795	10,606,362	397,440	11,006,802	K.
<b>1,189,574</b>	<b>39,235,361</b>	<b>42,168,129</b>	<b>1,666,976</b>	<b>48,835,106</b>	<b>46,090,400</b>	<b>1,326,527</b>	<b>47,416,927</b>	
								III.
190,577	386,808	215,061	116,111	331,192	244,549	105,575	350,424	A.
198,817	4,632,276	5,615,762	140,132	5,766,894	7,560,281	294,791	7,555,072	B.
120,303	668,718	384,765	144,373	629,138	508,894	145,069	648,963	C.
33,597	57,955	39,393	34,798	74,191	58,382	63,210	121,592	D.
263,693	881,238	928,411	206,403	1,134,814	1,254,198	209,042	1,462,240	E.
22	4,330	3,346	10,013	13,359	9,763	487	10,250	F.
29,671	170,258	148,321	33,289	161,610	164,912	24,571	179,483	G.
583,998	988,037	712,777	682,979	1,395,756	1,832,155	796,327	2,630,382	H.
691,274	994,128	392,533	762,219	1,144,772	367,169	719,356	1,086,627	
1,234,277	3,965,928	2,672,684	1,308,302	3,761,494	1,999,055	1,176,353	3,175,408	
210,163	406,411	142,329	216,888	369,208	170,112	266,969	437,101	I.
239,295	1,408,267	1,240,945	232,363	1,473,578	1,146,758	216,130	1,364,888	J.
259,084	1,638,445	1,249,367	240,486	1,489,853	1,686,629	288,663	1,975,292	K.
78,827	325,684	212,698	76,884	298,962	132,102	51,363	163,465	L.
30,363	115,614	44,749	46,300	90,656	64,546	67,575	122,123	M.
846,074	3,422,238	2,827,636	901,632	3,729,266	2,861,526	900,340	3,841,966	
<b>3,042,438</b>	<b>20,069,638</b>	<b>18,730,086</b>	<b>3,063,901</b>	<b>21,763,969</b>	<b>20,036,423</b>	<b>5,409,743</b>	<b>25,446,176</b>	
								IV.
28,273	118,362	118,498	14,864	133,257	161,181	9,466	190,667	
<b>8,845,636</b>	<b>70,304,261</b>	<b>68,544,804</b>	<b>9,273,109</b>	<b>77,779,913</b>	<b>76,796,707</b>	<b>9,306,773</b>	<b>86,102,460</b>	



## IMPORTS FROM VARIOUS COUNTRIES FROM 1855 TO 1906.

(Exclusive of Bullion and Specie.)

Amount of the Imports into the United Kingdom from various Foreign Countries and British Possessions, together with the Percentage Proportion the Imports from each Country bear to the Total Imports.

(Amounts given in millions of £. Thus, 10·3 equals £10,300,000.)

YEARS.	RUSSIA.		SWEDEN.		NORWAY.		DENMARK, ICELAND & C.		GERMANY.		HOLLAND.		BELGIUM.		FRANCE.		SPAIN.		PORTUGAL.		ITALY.		TURKEY.*		
	Amount.	Per Cent. of Total.	Amount.	Per Cent. of Total.	Amount.	Per Cent. of Total.	Amount.	Per Cent. of Total.	Amount.	Per Cent. of Total.	Amount.	Per Cent. of Total.	Amount.	Per Cent. of Total.	Amount.	Per Cent. of Total.	Amount.	Per Cent. of Total.	Amount.	Per Cent. of Total.	Amount.	Per Cent. of Total.	Amount.	Per Cent. of Total.	
<b>Averages</b>	Mil. £		Mil. £			Mil. £		Mil. £		Mil. £		Mil. £		Mil. £		Mil. £		Mil. £		Mil. £		Mil. £		Mil. £	
1855-59	10	6·0	3	1·8		2	1·1	12	7·0	7	3·9	3	1·9	12	7·2	3	1·8	2	1·2	2	1·3	3	1·9	3	1·9
1860-64	14	6·0	4	1·7		2	0·8	15	6·2	9	3·6	5	2·0	22	9·2	5	2·1	2	0·8	3	1·3	5	2·3	5	2·3
1865-69	19	6·7	6	2·0		2	0·7	13	6·4	12	4·1	8	2·8	34	11·9	6	3·0	2	0·7	4	1·2	7	2·4	7	2·4
1870-74	22	6·4	9	3·6		3	0·9	19	5·4	14	3·9	18	3·8	40	11·6	9	2·6	4	1·1	4	1·2	7	2·0	7	2·0
1875-79	19	5·0	10	3·8		4	1·0	23	6·1	19	5·1	13	3·5	43	11·6	9	3·4	4	1·0	4	1·0	7	1·8	7	1·8
1880-84	18	4·3	11	2·7		5	1·3	25	6·2	25	6·1	14	3·4	39	9·7	11	2·7	3	0·7	3	0·7	8	2·0	8	2·0
1885-89	30	5·3	11	2·9		6	1·6	25	6·5	26	6·8	16	4·1	29	10·2	10	2·6	3	0·8	3	0·8	8	2·0	8	2·0
1890	23·7		11·9			7·8		26·1		25·9		17·4		44·8		12·5		2·9		3·1		9·3			
1901	24·1		11·9			7·9		27·0		27·3		17·3		44·8		10·5		3·0		3·4		10·5			
1892	15·1		11·8			8·0		25·7		28·8		17·0		43·5		19·9		3·4		3·3		8·5			
1893	18·6		12·0			8·9		26·3		28·9		16·8		43·7		10·4		2·4		2·9		9·2			
1894	23·6		12·0			9·5		36·8		27·6		17·0		43·4		10·5		2·4		2·1		8·6			
<b>Average..</b>	<b>21</b>	<b>5·0</b>	<b>12</b>		<b>2·9</b>	<b>8</b>	<b>2·0</b>	<b>26</b>	<b>6·2</b>	<b>28</b>	<b>6·6</b>	<b>17</b>	<b>4·1</b>	<b>44</b>	<b>10·5</b>	<b>11·0</b>	<b>2·7</b>	<b>3·0</b>	<b>0·7</b>	<b>3</b>	<b>0·8</b>	<b>9</b>	<b>2·2</b>		
1895	24·7		8·78		3·83	9·8		27·0		28·4		17·5		47·5		11·3		2·6		3·1		7·9			
1896	22·7		9·62		4·31	10·6		27·6		29·3		19·2		50·1		12·0		2·6		3·2		8·9			
1897	22·3		9·84		5·00	11·0		26·2		29·0		20·9		53·3		13·1		2·7		3·3		8·9			
1898	19·49		9·74		4·99	11·7		28·5		28·5		21·5		51·4		13·2		2·4		3·2		7·7			
1899	18·71		10·05		5·31	12·4		30·1		30·5		22·9		53·0		14·4		3·2		3·6		7·1			
<b>Average..</b>	<b>22</b>	<b>4·8</b>	<b>9</b>		<b>5</b>	<b>11</b>	<b>2·4</b>	<b>28</b>	<b>6·0</b>	<b>29</b>	<b>6·4</b>	<b>20</b>	<b>4·4</b>	<b>51</b>	<b>11·3</b>	<b>13</b>	<b>2·8</b>	<b>3</b>	<b>0·6</b>	<b>3</b>	<b>0·7</b>	<b>8</b>	<b>1·8</b>		
1900	21·98		10·64		5·78	13·19		31·18		31·88		23·50		53·62		15·88		3·24		3·42		7·20			
1901	21·90		9·79		5·56	14·44		32·21		32·87		24·67		51·21		14·04		3·28		3·28		9·84			
1902	25·67		9·57		5·41	15·73		33·63		34·84		26·54		50·64		14·29		3·41		3·58		14·27			
1903	30·93		10·34		5·72	18·79		34·53		34·07		27·79		49·35		13·96		3·37		3·44		10·32			
1904	31·40		9·71		5·64	18·10		33·94		34·69		27·54		51·11		13·67		2·86		3·32		9·18			
<b>Average..</b>	<b>26·4</b>		<b>10·0</b>		<b>5·6</b>	<b>15·2</b>		<b>33·1</b>		<b>33·8</b>		<b>26·0</b>		<b>51·2</b>		<b>14·4</b>		<b>3·2</b>		<b>3·4</b>		<b>10·1</b>			
1905	33·37		9·83		5·96	15·61		35·80		35·43		27·75		53·07		13·86		2·93		3·32		7·24			
1906	30·05		10·73		6·90	16·59		33·02		36·65		29·03		53·37		15·83		3·34		3·61		9·72			

\* Including Asiatic Turkey. Also including Roumania, Bulgaria, and Servia in the later years, in order to make the figures correspond throughout.

Where our Imports come from.

Imports from Various Countries from 1855 to 1906—Continued.

YEAR.	AFRICA HIGWAY.		CANADA.		EGYPT.		U. STATES.		ARGENTINE REPUBLIC.		BRAZIL.		CHIL.		PERU.		CHINA.		JAPAN.		PHILIPPINE ISLANDS.		Other Foreign Countries.		
	Amount.	Per Cent. of Total.	Amount.	Per Cent. of Total.	Amount.	Per Cent. of Total.	Amount.	Per Cent. of Total.	Amount.	Per Cent. of Total.	Amount.	Per Cent. of Total.	Amount.	Per Cent. of Total.	Amount.	Per Cent. of Total.	Amount.	Per Cent. of Total.	Amount.	Per Cent. of Total.	Amount.	Per Cent. of Total.	Amount.	Per Cent. of Total.	
Averages	£	£	£	£	£	£	£	£	£	£	£	£	£	£	£	£	£	£	£	£	£	£	£	£	
1855-59	1 0 0	1 0 0	7 0 0	7 0 0	28 19 4	1 0 0	28 19 4	1 0 0	2 1 5	2 1 5	3 1 3	3 1 3	3 2 0	3 2 0	9 5 3	9 5 3	1 0 0	1 0 0	1 0 0	1 0 0	1 0 0	1 0 0	1 0 0	5 7	
1860-64	1 0 4	1 0 4	13 5 0	13 5 0	32 13 6	1 0 4	32 13 6	1 0 4	4 1 7	4 1 7	3 1 1	3 1 1	3 1 3	3 1 3	11 4 8	11 4 8	1 0 4	1 0 4	1 0 4	1 0 4	1 0 4	1 0 4	1 0 4	12 5 3	
1865-69	1 0 6	1 0 6	17 6 1	17 6 1	39 13 7	1 0 4	39 13 7	1 0 4	7 2 4	7 2 4	4 1 3	4 1 3	4 1 2	4 1 2	10 3 6	10 3 6	1 0 4	1 0 4	1 0 4	1 0 4	1 0 4	1 0 4	1 0 4	15 5 2	
1870-74	1 0 6	1 0 6	14 4 1	14 4 1	62 18 0	1 0 6	62 18 0	1 0 6	5 1 4	5 1 4	5 1 4	5 1 4	5 1 3	5 1 3	11 3 8	11 3 8	1 0 3	1 0 3	1 0 3	1 0 3	1 0 3	1 0 3	1 0 3	16 4 5	
1875-79	1 0 3	1 0 3	10 2 5	10 2 5	81 21 6	1 0 3	81 21 6	1 0 3	6 1 5	6 1 5	3 0 9	3 0 9	6 1 8	6 1 8	13 3 8	13 3 8	1 0 3	1 0 3	1 0 3	1 0 3	1 0 3	1 0 3	1 0 3	14 3 8	
1880-84	1 0 5	1 0 5	9 2 2	9 2 2	97 23 7	1 0 2	97 23 7	1 0 2	6 1 4	6 1 4	3 0 7	3 0 7	3 0 6	3 0 6	11 3 6	11 3 6	1 0 2	1 0 2	1 0 2	1 0 2	1 0 2	1 0 2	1 0 2	14 3 8	
1885-89	1 0 5	1 0 5	8 2 1	8 2 1	85 25 5	1 0 5	85 25 5	1 0 5	4 1 2	4 1 2	3 0 7	3 0 7	3 0 4	3 0 4	7 1 3	7 1 3	1 0 2	1 0 2	1 0 2	1 0 2	1 0 2	1 0 2	1 0 2	10 2 6	
1890	1 7	2 0	8 4	9 7 8	4 1	4 4	4 4	4 3	3 5	3 5	1 1	4 3	4 3	1 0	4 3	1 0	1 0	1 0	1 0	1 0	1 0	1 0	1 0	9 2	
1891	1 5	2 2	10 7	104 4	8 5	4 3	4 3	3 7	1 0	1 0	4 3	4 3	1 0	4 3	1 2	2 4	1 2	1 2	1 2	1 2	1 2	1 2	1 2	8 7	
1892	1 2	1 3	10 6	108 2	4 5	3 6	3 6	3 9	1 6	1 6	3 6	3 6	0 3	3 6	0 3	2 1	0 3	0 3	0 3	0 3	0 3	0 3	0 3	8 2	
1893	1 6	1 4	8 8	91 8	4 8	4 6	4 6	3 3	1 4	1 4	3 3	3 3	1 4	3 3	1 0	2 2	1 0	1 0	1 0	1 0	1 0	1 0	1 0	7 3	
1894	1 4	1 3	9 2	69 6	6 2	3 9	3 9	3 7	1 0	1 0	3 7	3 7	1 0	3 7	1 0	2 2	1 0	1 0	1 0	1 0	1 0	1 0	1 0	7 3	
Average	1 0 0 3	3 0 4	9 2 3	99 23 3	5 1 0	4 1 0	4 0 9	1 0 3	4 1 0	4 1 0	1 0 3	4 1 0	1 0 3	4 1 0	1 0 3	3 0 5	3 0 5	3 0 5	3 0 5	3 0 5	3 0 5	3 0 5	3 0 5	3 0 5	7 0
1895	1 2	1 2	9 8	88 5	9 1	3 6	3 4	1 4	3 3	3 3	1 4	3 3	1 1	3 3	1 1	1 6	1 1	1 1	1 1	1 1	1 1	1 1	1 1	1 1	6 5
1896	1 2	1 2	9 7	106 3	9 0	4 1	3 6	1 5	3 0	3 0	1 2	3 0	1 2	3 0	1 2	1 5	1 2	1 2	1 2	1 2	1 2	1 2	1 2	1 2	6 5
1897	1 3	1 6	9 3	113 0	6 3	3 7	3 2	1 5	2 7	2 7	1 5	2 7	1 3	2 7	1 3	1 3	1 3	1 3	1 3	1 3	1 3	1 3	1 3	1 3	6 8
1898	1 1	1 4	8 9	123 0	7 3	4 6	3 6	1 5	2 7	2 7	1 5	2 7	1 2	2 7	1 2	1 5	1 2	1 2	1 2	1 2	1 2	1 2	1 2	1 2	7 2
1899	1 3	1 5	10 9	120 1	10 9	4 0	4 2	1 3	3 1	3 1	1 3	3 1	1 7	3 1	1 7	1 2	1 2	1 2	1 2	1 2	1 2	1 2	1 2	1 2	6 5
Average	1 0 3	1 0 4	10 2 3	110 24 3	9 2 0	4 0 9	4 0 9	1 0 3	3 0 7	3 0 7	1 0 3	3 0 7	1 0 3	3 0 7	1 0 3	1 0 4	1 0 4	1 0 4	1 0 4	1 0 4	1 0 4	1 0 4	1 0 4	1 0 4	7 1 5
1899	1 3 3	2 2	12 6	138 3	13 1	5 9	4 8	1 3	2 4	2 4	1 3	2 4	1 5	2 4	1 5	1 7	1 5	1 5	1 5	1 5	1 5	1 5	1 5	1 5	6 8
1901	1 19	1 47	11 91	141 0 2	12 41	4 96	4 31	1 81	2 12	2 12	1 81	2 12	1 83	2 12	1 83	2 20	1 83	1 83	1 83	1 83	1 83	1 83	1 83	1 83	7 6
1902	1 34	1 65	13 76	126 96	14 02	6 21	4 52	1 35	2 41	2 41	1 35	2 41	1 90	2 41	1 90	2 25	1 90	1 90	1 90	1 90	1 90	1 90	1 90	1 90	7 7
1903	1 43	1 43	12 98	122 11	19 14	6 74	4 60	1 62	2 68	2 68	1 62	2 68	2 28	2 68	2 28	1 99	2 68	2 68	2 68	2 68	2 68	2 68	2 68	2 68	9 5
1904	1 32	1 26	14 30	119 23	23 04	6 24	5 42	2 37	2 76	2 76	2 37	2 76	2 36	2 76	2 36	2 33	2 76	2 76	2 76	2 76	2 76	2 76	2 76	2 76	10 9
Average	1 6	1 6	13 1	139 7	16 3	6 0	4 7	1 7	2 6	2 6	1 7	2 6	2 0	2 6	2 0	2 2	2 6	2 6	2 6	2 6	2 6	2 6	2 6	2 6	8 5
1905	1 49	1 33	14 98	115 57	25 03	8 11	6 07	2 37	2 34	2 34	2 37	2 34	1 56	2 34	1 56	1 89	2 34	2 34	2 34	2 34	2 34	2 34	2 34	2 34	11 90
1906	1 21	2 23	16 86	131 10	23 30	9 11	6 27	1 67	3 31	3 31	1 67	3 31	2 95	3 31	2 95	1 66	3 31	3 31	3 31	3 31	3 31	3 31	3 31	3 31	11 21

† Since the opening of the Suez Canal some articles formerly included in the imports from Egypt have been included in the imports from the countries from which they were exported.

Where our Imports come from.

Imports from Various Countries from 1855 to 1906—Continued.

YEARS.	Total from Foreign Countries.	BRITISH NORTH AMERICA.	BRITISH W. INDIES and BRITISH GUIANA.	AUSTRALIA.	NEW ZEALAND.	BRITISH INDIA.	CAYMAN.	STRAITS SETTLEMENTS.	CAPS OF GOOD HOPE and NATAL.	Other British Possessions.	Total from British Possessions.	Total from Foreign Countries and British Possessions.
	Amount Per Cent. of Total.	Amount Per Cent. of Total.	Amount Per Cent. of Total.	Amount Per Cent. of Total.	Amount Per Cent. of Total.	Amount Per Cent. of Total.	Amount Per Cent. of Total.	Amount Per Cent. of Total.	Amount Per Cent. of Total.	Amount Per Cent. of Total.	Amount Per Cent. of Total.	Amount Per Cent. of Total.
<b>Averages</b>	Mil. £	Mil. £	Mil. £	Mil. £	Mil. £	Mil. £	Mil. £	Mil. £	Mil. £	Mil. £	Mil. £	Mil. £
1855-59	139 76.5	5 3.3	6 3.4	6 3.3	7 3.1	16 9.3	..	..	2 1.1	5 3.1	46 23.6	139 100
1860-64	137 71.3	5 3.3	7 3.0	7 3.1	8 3.1	24 14.5	..	..	2 1.1	10 4.1	68 28.3	235 100
1865-69	218 76.0	7 3.5	6 3.2	12 4.1	13 4.7	22 11.3	..	..	3 1.6	5 2.3	68 24.0	296 100
1870-74	270 78.0	10 3.8	6 1.8	13 4.7	22 5.8	20 8.7	..	..	4 1.0	10 2.8	76 22.0	346 100
1875-79	298 77.9	10 3.4	7 1.8	22 5.8	22 5.8	29 7.6	..	..	4 1.1	11 3.0	83 22.1	375 100
1880-84	312 76.5	11 3.5	6 1.4	27 8.5	25 8.5	25 9.7	..	..	6 1.4	11 3.7	96 23.6	408 100
1885-89	398 77.1	10 2.8	8 0.9	24 6.3	22 5.5	28 5.5	..	..	5 1.4	12 3.0	87 22.9	380 100
1890	334.5	12.4	2.7	21.0	8.3	22.7	3.4	5.2	6.1	4.3	96.2	420.7
1891	336.0	12.6	2.4	23.1	8.2	22.2	4.2	5.4	4.8	5.1	99.5	426.4
1892	326.0	14.6	2.9	22.8	7.8	20.5	3.9	4.9	5.5	5.0	97.8	423.8
1893	312.9	13.2	2.5	21.8	3.1	26.2	4.3	4.5	5.6	5.5	91.8	404.7
1894	314.4	12.9	2.7	22.5	8.3	27.6	4.1	4.8	4.9	5.3	93.9	408.2
<b>Average</b>	322 77.1	13 3.2	3 0.6	22 5.2	8 2.1	20 7.1	4 1.0	5 1.0	6 1.4	5 1.3	96 22.9	418 100
1895	321.2 77.1	13.4	2.6	25.0	8.4	26.4	4.5	4.6	5.4	5.2	95.5 22.9	416.7
1896	348.6 78.9	16.4	2.5	21.3	8.1	25.3	4.7	4.3	5.2	5.4	98.2 21.1	441.8
1897	357.0 79.2	19.5	2.0	20.7	8.6	24.8	4.7	3.6	4.9	4.9	94.0 20.8	451.0
1898	370.9 78.9	20.8	1.8	19.8	9.0	27.5	4.8	3.9	6.2	5.7	99.6 21.1	470.6
1899	378.2 78.0	20.7	1.9	22.6	9.7	27.7	5.1	5.9	6.1	6.1	106.8 22.0	485.0
<b>Average</b>	355 78.4	18 4.0	2 0.4	22 4.8	9 2.0	26 5.8	5 1.0	7 1.0	8 1.8	6 1.3	98 21.6	453.0 100
1900	413.6	22.2	2.2	23.8	11.63	27.4	5.5	7.0	4.0	5.7	109.5	523.0
1901	416.31	20.33	2.2	24.22	10.63	27.39	4.47	6.11	5.12	5.0	106.68	521.99
1902	421.47	23.60	2.7	19.73	10.92	28.72	4.39	8.05	5.65	5.1	106.92	523.29
1903	428.98	27.28	2.1	17.06	13.46	32.30	4.35	5.99	5.79	5.8	113.67	542.60
1904	431.02	23.13	2.55	23.57	12.76	35.47	4.14	6.28	5.46	5.8	120.02	551.04
<b>Average</b>	422.3 79.2	23.5 4.3	2.4	21.7	11.8	30.4	4.6	6.3	5.2	5.4	111.1 20.8	534.4 100
1906	437.15	26.90	2.71	26.97	13.60	36.06	4.48	6.84	5.53	5.18	127.87	565.02
1906	445.72	30.94	2.84	29.14	15.63	37.33	4.44	8.90	6.34	6.11	142.17	607.89

Note.—The Returns have been made comparative as far as the records will permit.

## EXPORTS (BRITISH PRODUCE) TO VARIOUS COUNTRIES FROM 1855 TO 1906

(Exclusive of Bullion and Specie).

AMOUNT of the Exports of British Produce from the United Kingdom to various Foreign Countries and British Possessions together with the Percentage Proportion the Exports to each Country bear to the Total Exports.

(Amounts given in millions of £. Thus, 10·8 equals £10,800,000.)

Years.	RUSSIA.		HUNGARY.		DENMARK, ICELAND, &c.		GERMANY.		HOLLAND.		BELGIUM.		FRANCE.		SPAIN.		PORTUGAL.		ITALY.		TURKEY.†	
	Amount.	Per Cent. of Total.	Amount.	Per Cent. of Total.	Amount.	Per Cent. of Total.	Amount.	Per Cent. of Total.	Amount.	Per Cent. of Total.	Amount.	Per Cent. of Total.	Amount.	Per Cent. of Total.	Amount.	Per Cent. of Total.	Amount.	Per Cent. of Total.	Amount.	Per Cent. of Total.	Amount.	Per Cent. of Total.
<b>Averages</b>	Mil. £		Mil. £		Mil. £		Mil. £		Mil. £		Mil. £		Mil. £		Mil. £		Mil. £		Mil. £		Mil. £	
1855-60	8 8·1	..	..	..	..	..	18 10·8	8 6·8	8 6·8	8 1·7	8 6·8	..	..	..	..	..	..	8 6·1	8 6·1	8 6·1	8 6·1	
1860-66	8 8·8	..	..	..	..	..	18 9·4	8 6·8	8 6·8	8 1·8	8 8·0	..	..	..	..	..	..	8 6·8	8 6·8	8 6·8	8 6·8	
1866-69	8 8·8	..	..	..	..	..	20 11·1	10 8·8	8 6·8	8 1·7	8 8·1	..	..	..	..	..	..	8 6·8	8 6·8	8 6·8	8 6·8	
1870-76	8 8·4	..	..	..	..	..	20 11·1	14 6·0	8 6·8	8 1·8	8 8·8	..	..	..	..	..	..	8 6·8	8 6·8	8 6·8	8 6·8	
1876-79	8 8·8	..	8 8·0	..	8 1·0	..	22 10·0	11 8·1	8 6·8	8 8·8	8 8·8	..	..	..	..	..	..	8 6·8	8 6·8	8 6·8	8 6·8	
1880-84	8 8·8	..	4 1·7	..	8 0·8	..	18 7·7	9 4·0	8 6·8	8 8·8	8 8·8	..	..	..	..	..	..	8 6·8	8 6·8	8 6·8	8 6·8	
1885-89	8 8·0	..	8 8·8	..	8 1·0	..	16 7·8	9 8·8	8 6·8	8 7·7	8 8·8	..	..	..	..	..	..	8 6·8	8 6·8	8 6·8	8 6·8	
1890-96	8 8·8	..	8 8·8	..	8 1·8	..	18 7·8	9 6·0	8 6·8	8 8·1	8 8·8	..	..	..	..	..	..	8 6·8	8 6·8	8 6·8	8 6·8	
1900	7·9	..	8·19	..	8·7	..	20·6	7·4	7·8	10·0	8·0	..	..	..	..	..	..	8·5	8·5	8·4	8·4	
1901	7·8	..	8·11	..	8·9	..	22·2	8·8	7·8	14·8	8·6	..	..	..	..	..	..	8·6	8·6	8·6	8·6	
1902	7·8	..	8·57	..	8·1	..	21·0	8·9	8·2	18·8	8·8	..	..	..	..	..	..	8·8	8·8	8·8	8·8	
1903	9·8	..	8·40	..	8·8	..	22·8	8·8	8·8	18·8	8·8	..	..	..	..	..	..	8·8	8·8	8·8	8·8	
1904	11·7	..	8·80	..	8·0	..	20·1	9·4	8·8	18·8	8·8	..	..	..	..	..	..	8·8	8·8	8·8	8·8	
<b>Average</b>	8 8·8	..	8	..	8 1·8	..	22 9·8	8 8·8	8 8·8	8 8·8	8 8·8	..	..	8 1·7	8 8·8	8 8·8	8 8·8	8 8·8	8 8·8	8 8·8	8 8·8	
1900	11·0	..	8·42	..	8·8	..	20·0	10·9	10·8	20·0	8·8	..	..	..	..	..	..	8·8	8·8	8·8	8·8	
1901	8·7	..	4·46	..	8·7	..	20·8	9·1	8·8	10·8	8·8	..	..	..	..	..	..	8·8	8·8	8·8	8·8	
1902	8·8	..	4·78	..	8·7	..	22·9	8·4	8·4	10·8	8·8	..	..	..	..	..	..	8·8	8·8	8·8	8·8	
1903	9·1	..	4·48	..	8·1	..	20·8	8·7	8·8	10·8	8·8	..	..	..	..	..	..	8·8	8·8	8·8	8·8	
1904	8·8	..	4·77	..	8·7	..	20·1	8·8	9·1	10·8	8·8	..	..	..	..	..	..	8·8	8·8	8·8	8·8	
<b>Average</b>	9·1	..	8·4	..	8·9	..	20·0	9·1	9·1	10·8	8·8	..	..	8 1·7	8 8·8	8 8·8	8 8·8	8 8·8	8 8·8	8 8·8	8 8·8	
1900 British	8·17	..	8·19	..	8·86	..	4·80	99·70	9·88	10·01	10·14	4·88	8·88	8·88	8·88	8·88	8·88	8·88	8·88	8·88	8·88	
* Total	14·88	..	8·18	..	8·71	..	4·81	48·74	14·88	14·88	8·88	4·88	8·88	8·88	8·88	8·88	8·88	8·88	8·88	8·88	8·88	
1904 British	8·88	..	8·88	..	8·72	..	4·88	88·88	11·01	11·80	20·44	4·88	8·88	8·88	8·88	8·88	8·88	8·88	8·88	8·88	8·88	
* Total	15·94	..	8·18	..	8·71	..	8·88	88·88	10·88	10·78	20·78	8·88	8·88	8·88	8·88	8·88	8·88	8·88	8·88	8·88	8·88	

† Including Roumania, Servia, and Bulgaria.

\* This total (in Italics) includes Re-Exports of Foreign and Colonial Produce passing through Britain.

Exports (British & Irish Produce) to Various Countries from 1855 to 1906—Continued.

YEARS.	AUSTRIA HUNGARY.		GREECE.		EGYPT.		U. STATES.		ARGENTINE REPUBLIC.		BRAZIL.		CHILI.		PERU.		CHINA†		JAPAN.		PHILIPPINE ISLANDS.		Other Foreign Countries.	
	Amount.	Per Cent of Total.	Amount.	Per Cent of Total.	Amount.	Per Cent of Total.	Amount.	Per Cent of Total.	Amount.	Per Cent of Total.	Amount.	Per Cent of Total.	Amount.	Per Cent of Total.	Amount.	Per Cent of Total.	Amount.	Per Cent of Total.	Amount.	Per Cent of Total.	Amount.	Per Cent of Total.	Amount.	Per Cent of Total.
Averages	Mil. £		Mil. £		Mil. £		Mil. £		Mil. £		Mil. £		Mil. £		Mil. £		Mil. £		Mil. £		Mil. £		Mil. £	
1855-59	1.7	1.5	1.0	1.5	8.5	19	5.4	19	0.9	6	3.2	0.9	1.7	0.9	0.9	1.7	0.9	0.9	0.9	0.9	0.9	0.9	14	11.8
1860-64	1.6	1.5	1.0	1.5	8.8	16	6.6	16	0.9	5	3.2	0.7	2.0	0.7	0.7	2.0	0.7	0.7	0.7	0.7	0.7	0.7	20	14.4
1865-69	1.6	1.5	1.0	1.5	8.8	24	6.8	24	1.1	3	3.3	1.1	3.0	1.1	3.0	3.0	1.1	0.8	0.8	0.8	0.8	0.8	22	13.0
1870-74	1.7	1.5	1.1	1.5	8.8	33	7.8	33	1.1	7	3.0	1.1	3.3	1.1	3.3	3.3	1.1	0.8	0.8	0.8	0.8	0.8	22	11.7
1875-79	1.7	1.5	1.1	1.5	8.8	18	6.8	18	1.1	6	3.0	1.1	3.3	1.1	3.3	3.3	1.1	0.8	0.8	0.8	0.8	0.8	16	7.1
1880-84	1.7	1.5	1.1	1.5	8.8	22	7.8	22	1.1	7	3.0	1.1	3.3	1.1	3.3	3.3	1.1	0.8	0.8	0.8	0.8	0.8	17	7.8
1885-89	1.7	1.5	1.1	1.5	8.8	22	7.8	22	1.1	7	3.0	1.1	3.3	1.1	3.3	3.3	1.1	0.8	0.8	0.8	0.8	0.8	16	6.8
1890-94	1.7	1.5	1.1	1.5	8.8	20	6.8	20	1.1	7	3.3	1.1	3.3	1.1	3.3	3.3	1.1	0.8	0.8	0.8	0.8	0.8	16	6.4
1900	1.7	1.5	1.1	1.5	8.5	27.9	5.4	27.9	0.9	7.8	3.2	0.9	5.3	0.9	5.3	5.3	0.9	0.9	0.9	0.9	0.9	0.9	15.6	
1901	1.6	1.5	1.0	1.5	8.8	27.0	6.6	27.0	1.1	6.7	2.6	1.1	6.7	1.1	6.7	6.7	1.1	0.8	0.8	0.8	0.8	0.8	16.1	
1902	1.6	1.5	1.0	1.5	8.8	21.0	4.8	21.0	1.1	6.2	2.2	1.1	6.1	1.1	6.1	6.1	1.1	0.8	0.8	0.8	0.8	0.8	14.8	
1903	1.7	1.5	1.1	1.5	8.8	14.7	5.6	14.7	1.1	6.2	1.7	1.1	6.0	1.1	6.0	6.0	1.1	0.8	0.8	0.8	0.8	0.8	14.8	
1904	1.7	1.5	1.1	1.5	8.8	18.1	6.2	18.1	1.1	6.4	2.2	1.1	7.0	1.1	7.0	7.0	1.1	0.8	0.8	0.8	0.8	0.8	18.0	
Average..	1.7	1.5	1.1	1.5	8.5	20	6.2	20	1.1	6.2	2.2	1.1	6.7	1.1	6.7	6.7	1.1	0.8	0.8	0.8	0.8	0.8	16	6.7
1900	2.5	1.1	6.0	10.8	7.1	5.8	3.8	5.8	0.9	5.6	0.8	5.6	0.8	5.6	0.8	5.6	0.8	1.1	1.1	1.1	1.1	1.1	17.8	
1901	2.1	1.7	6.3	18.4	6.8	4.2	3.2	4.2	1.0	6.4	0.8	6.4	0.8	6.4	0.8	6.4	0.8	0.9	0.9	0.9	0.9	0.9	16.9	
1902	1.9	1.7	6.2	23.8	5.8	5.4	2.8	5.4	0.9	7.1	0.8	7.1	0.8	7.1	0.8	7.1	0.8	0.8	0.8	0.8	0.8	0.8	16.4	
1903	1.7	1.6	6.4	22.6	8.0	5.6	3.0	5.6	1.0	6.7	0.8	6.7	0.8	6.7	0.8	6.7	0.8	0.7	0.7	0.7	0.7	0.7	19.8	
1904	1.9	1.6	6.3	20.2	10.8	6.0	3.8	6.0	1.1	6.8	0.8	6.8	0.8	6.8	0.8	6.8	0.8	1.4	1.4	1.4	1.4	1.4	19.6	
Average..	2.0	1.6	6.6	21.0	7.7	5.4	3.1	5.4	1.0	7.0	0.8	7.0	0.8	7.0	0.8	7.0	0.8	1.0	1.0	1.0	1.0	1.0	17.8	
1905 British	1.26	1.17	7.85	23.92	13.00	6.62	4.46	6.62	1.20	13.14	0.86	13.14	0.86	13.14	0.86	13.14	0.86	2.13	2.13	2.13	2.13	2.13	21.47	
*Total	8.60	7.55	8.07	47.28	18.38	6.98	4.78	6.98	1.31	13.30	0.80	13.30	0.80	13.30	0.80	13.30	0.80	2.43	2.43	2.43	2.43	2.43	25.61	
1906 British	2.43	1.40	8.94	27.78	19.48	7.64	6.08	7.64	1.34	12.20	1.34	12.20	1.34	12.20	1.34	12.20	1.34	1.51	1.51	1.51	1.51	1.51	23.58	
*Total	3.65	1.50	9.15	55.24	19.91	7.95	8.40	7.95	1.45	12.51	1.45	12.51	1.45	12.51	1.45	12.51	1.45	1.55	1.55	1.55	1.55	1.55	25.37	

If here British Exports go—(continued).

\* This total (in italics) includes Re-Exports of Foreign and Colonial Produce passing through Britain.

† Exclusive of Hong Kong and Macao.

Exports (British & Irish Produce) to Various Countries from 1855 to 1906—Continued.

YEARS.	Total Foreign Countries.		BRITISH NORTH AMERICA.		BRITISH WEST INDIES and GUAYRA.		AUSTRALIA.		NEW ZEALAND.		BRITISH INDIA.		CEYLON.		MADRAS SETTLEMENTS.		ISLANDS OF GOOD HOPE and NATAL.		Other British Possessions.		Total British Possessions.		Total Foreign Countries and British Possessions.				
	Amount.	Per Cent. of Total.	Amount.	Per Cent. of Total.	Amount.	Per Cent. of Total.	Amount.	Per Cent. of Total.	Amount.	Per Cent. of Total.	Amount.	Per Cent. of Total.	Amount.	Per Cent. of Total.	Amount.	Per Cent. of Total.	Amount.	Per Cent. of Total.	Amount.	Per Cent. of Total.	Amount.	Per Cent. of Total.	Amount.	Per Cent. of Total.			
Average	Mil. £		Mil. £		Mil. £		Mil. £		Mil. £		Mil. £		Mil. £		Mil. £		Mil. £		Mil. £		Mil. £		Mil. £				
1855-60	79 09 8		4 3 1		2 1 7		10 0 4		14 12 1		18 12 0		2 1 4		2 1 8		2 1 4		2 1 8		2 1 8		37 31 0		116 100		
1860-65	92 08 0		5 3 0		3 3 3		11 0 0		18 12 0		20 10 0		2 1 1		2 1 1		2 1 1		2 1 1		2 1 1		46 33 4		138 100		
1865-70	121 72 4		6 3 1		3 1 3		12 0 9		20 10 0		20 10 0		2 1 1		2 1 1		2 1 1		2 1 1		2 1 1		80 27 6		181 100		
1870-75	173 74 4		6 3 0		3 1 3		16 0 0		20 6 5		20 6 5		2 1 4		2 1 4		2 1 4		2 1 4		2 1 4		80 33 6		235 100		
1875-79	125 08 9		7 3 6		3 1 3		19 0 1		22 11 2		22 11 2		2 1 3		2 1 3		2 1 3		2 1 3		2 1 3		10 5 0		67 33 1		202 100
1880-84	123 05 5		9 3 3		3 1 3		22 0 4		20 12 9		20 12 9		2 2 6		2 2 6		2 2 6		2 2 6		2 2 6		11 4 5		81 33 1		234 100
1885-89	167 05 0		8 3 4		3 1 3		22 10 2		21 12 7		21 12 7		2 2 6		2 2 6		2 2 6		2 2 6		2 2 6		9 4 1		79 34 0		226 100
1890-94	189 06 8		7 3 0		3 1 2		17 7 9		2 1 3		20 12 9		1 0 5		2 0 10		2 0 10		2 0 10		2 0 10		7 0 5 0		72 33 2		234 100
1895	155 9 09 0		6 5		2 7		14 2		2 1		24 8		1 0		2 0		10 6		2 0		2 0		6 8		70 2 31 0		224 1
1896	150 0 05 0		6 8		2 7		17 9		2 0		20 1		1 0		2 0		12 2		2 0		2 0		6 8		84 1 25 0		240 1
1897	152 0 05 0		6 8		2 8		17 3		2 0		27 4		1 0		2 6		12 4		2 0		2 0		7 8		80 7 24 0		224 2
1898	140 0 04 8		6 2		2 4		17 1		2 0		22 7		1 2		2 2		12 2		2 0		2 0		7 8		83 4 25 7		223 4
1899	170 0 07 0		7 2		2 6		12 0		2 6		21 4		1 4		2 6		11 4		2 0		2 0		8 0		87 6 23 0		224 5
Average	189 00 0		6 3 3		3 1 3		17 7 0		4 1 7		20 12 0		1 1 4		2 0 9		12 5 0		2 0 7		2 0 7		7 3 0		81 34 0		240 100
1900	199 2		6 1		2 4		21 0		5 5		20 1		1 2		2 2		12 6		2 0		2 0		8 0		84 4		231 2
1901	176 2		6 1		2 5		21 4		5 0		20 0		1 2		2 2		12 1		2 0		2 0		10 4		104 2		220 0
1902	174 4		10 7		2 6		19 6		5 7		22 4		1 4		2 7		12 4		2 0		2 0		9 2		102 0		223 0
1903	172 7		11 0		2 7		19 1		6 4		24 5		1 4		2 1		12 8		2 0		2 0		10 2		111 1		230 2
1904	182 2		11 1		2 6		17 2		6 2		20 6		1 4		2 1		12 5		2 0		2 0		12 0		111 9		230 7
Average	182 01 2		6 0		2 6		19 2		5 9		20 6		1 5		2 1		12 4		2 0 2		2 0 2		10 2		106 26 7		229 100
18th British	212 24		12 24		2 70		10 09		5 46		42 00		1 27		2 22		12 22		11 79		11 79		112 44		229 22		
* Total	204 24		12 27		2 72		10 42		5 39		44 50		1 45		2 22		12 24		11 79		11 79		112 71		227 60		
19th British	204 24		12 22		2 21		20 22		7 42		45 12		1 27		2 70		12 22		10 72		10 72		121 24		226 22		
* Total	200 22		12 22		2 22		22 72		7 12		46 51		1 20		2 20		12 22		11 27		11 27		120 22		226 22		

\* This total (in Italics) includes Re-Exports of Foreign and Colonial Produce passing through Britain.

These British Exports go—(continued)

**TOTAL VALUE OF THE IMPORTS AND EXPORTS (EXCLUSIVE OF BULLION AND SPECIE) OF THE UNITED KINGDOM IN EACH OF THE UNDERMENTIONED YEARS, WITH THE ANNUAL AVERAGE FOR EACH QUINQUENNIAL PERIOD AND THE AMOUNTS PER HEAD OF THE POPULATION.**

Year Ending 31st Decr.	Imports.			Re-Exports.			Net Imports (Imports less Re-Exports).			Exports of British and Irish Products.			Total Gross Imports and Exports.			Trade-ship-ment Trade Am't.
	Amount per Head.		Am't.	Amount per Head.		Am't.	Amount per Head.		Am't.	Amount per Head.		Am't.	Amount per Head.		Am't.	
	Mil. £	£ s. d.		Mil. £	£ s. d.		Mil. £	£ s. d.		Mil. £	£ s. d.		Mil. £	£ s. d.		
Av. 1855-9	169	6 0 3	23	0 16 7	146	5 3 7	116	4 2 4	308	10 19 9	4 5					
Av. 1860-4	235	8 1 2	42	1 8 5	193	6 12 9	138	4 14 8	415	14 4 2	5 1					
Av. 1865-9	286	9 8 2	49	1 11 11	237	7 16 3	181	5 19 0	516	16 19 1	7 3					
1870	303	9 14 4	44	1 8 7	259	8 5 9	200	6 7 11	647	17 10 10	10 9					
1871	331	10 10 1	61	1 18 5	270	8 11 8	223	7 1 7	615	19 10 1	11 4					
1872	355	11 2 6	59	1 17 0	297	9 5 6	256	8 1 0	669	21 0 6	13 9					
1873	371	11 11 2	66	1 14 9	315	9 16 5	255	7 18 10	682	21 4 9	13 8					
1874	370	11 8 3	58	1 15 10	312	9 12 5	240	7 7 9	668	20 11 10	11 4					
Av. 1870-4	346	10 17 2	55	1 14 10	291	9 2 4	235	7 7 3	636	19 19 3	12 3					
1875	374	11 7 9	58	1 15 5	316	9 12 4	223	6 16 1	655	19 19 3	12 1					
1876	375	11 6 0	56	1 13 10	319	9 12 2	201	6 10 6	632	19 0 8	10 8					
1877	394	11 14 11	54	1 11 10	340	10 13 1	199	6 18 6	647	19 5 3	12 2					
1878	369	10 17 3	52	1 11 0	317	9 6 3	193	5 13 8	614	18 1 11	11 2					
1879	363	10 11 8	57	1 13 4	306	8 18 4	192	5 11 8	612	17 16 8	11 0					
Av. 1875-9	375	11 3 5	55	1 13 1	320	9 10 4	202	6 0 0	632	18 16 6	11 5					
1880	411	11 17 7	63	1 16 7	348	10 1 0	223	6 8 10	697	20 3 0	12 5					
1881	397	11 7 4	63	1 16 1	334	9 11 3	234	6 14 0	694	19 17 5	12 6					
1882	413	11 14 7	65	1 17 1	348	9 17 6	242	6 17 2	750	20 8 10	12 0					
1883	427	12 0 10	65	1 17 1	362	10 3 9	240	6 15 4	732	20 13 3	11 7					
1884	390	10 18 5	63	1 15 2	327	9 2 11	233	6 10 6	686	19 4 1	11 9					
Av. 1880-4	408	11 11 8	64	1 16 5	344	9 15 4	234	6 13 2	706	20 1 3	12 1					
1885	371	10 6 0	58	1 12 5	313	8 13 7	213	5 18 4	642	17 16 9	11 0					
1886	350	9 12 8	56	1 11 0	294	8 1 8	213	5 17 2	619	17 0 10	10 7					
1887	362	9 17 11	59	1 12 6	303	8 5 5	222	6 1 3	643	17 11 8	10 0					
1888	353	10 10 3	64	1 14 9	324	8 15 6	234	6 7 2	686	18 12 2	10 9					
1889	427	11 10 1	67	1 15 10	360	9 14 3	249	6 13 11	743	19 19 10	10 2					
Av. 1885-9	379	10 7 6	61	1 13 4	318	8 14 2	226	6 3 8	666	18 4 5	10 6					
1890	421	11 4 6	65	1 14 6	356	9 10 0	263	7 0 7	749	19 19 7	9 8					
1891	435	11 10 5	62	1 12 8	373	9 17 9	247	6 10 10	744	19 13 11	9 9					
1892	424	11 2 3	64	1 13 10	360	9 8 5	227	5 19 2	715	18 15 3	10 6					
1893	405	10 10 3	59	1 10 7	346	8 19 8	218	5 13 8	682	17 14 3	11 5					
1894	408	10 10 2	58	1 9 9	350	9 0 5	216	5 11 2	682	17 11 1	9 6					
Av. 1890-4	419	10 19 6	62	1 12 3	357	9 7 3	234	6 3 0	715	18 14 10	10 3					
1895	417	10 12 6	60	1 10 5	357	9 2 1	226	5 15 4	708	17 18 8	11 1					
1896	442	11 3 2	56	1 8 4	386	9 14 10	240	6 1 4	738	18 12 10	10 3					
1897	451	11 5 7	60	1 10 0	391	9 15 7	234	5 17 2	745	18 12 9	10 3					
1898	471	11 13 1	61	1 10 0	409	10 3 1	232	5 15 7	766	18 15 8	9 8					
1899	465	11 17 11	65	1 11 11	420	10 6 0	264	6 9 9	815	19 19 7	10 8					
Av. 1895-9	453	11 6 5	60	1 10 2	393	9 16 4	239	5 19 10	753	18 16 5	10 6					
1900	523	12 14 3	63	1 10 8	460	11 3 7	291	7 1 6	877	21 6 5	11 0					
1901	522	12 11 3	68	1 12 8	454	10 18 7	280	6 14 9	870	20 15 8	12 3					
1902	528	13 11 10	66	1 11 5	462	11 0 5	285	6 15 1	878	20 18 4	13 7					
1903	543	12 16 1	70	1 12 11	473	11 3 2	291	6 17 3	903	21 6 3	14 1					
1904	551	13 17 6	70	1 12 11	481	11 4 7	301	7 0 6	922	21 10 11	13 7					
Av. 1900-4	533	12 14 2	67	1 12 1	466	11 3 1	290	6 17 10	890	21 1 4	13 0					
1905	565	13 1 5	78	1 16 1	487	11 5 4	330	7 12 7	973	22 10 1	14 3					
1906	608	13 18 6	85	1 19 0	523	11 19 6	378	8 12 0	1,069	24 9 6	18 2					

## THE HOUSE OF LORDS.

AFTER nearly twenty years of Tory rule the Liberal Party was returned to power by an unprecedented majority. There could be no doubt whatever as to the fact that the nation was tired of the government of the Conservatives, and desired radical reforms. The new Government set to work diligently. In order that legislation in the interests of the people should be passed as soon as possible, an autumn session was held in 1906, and Parliament sat until nearly Christmas. But as soon as the Liberals succeeded to office, the House of Lords—which had remained quiet while the Tories were in power—at once began their destructive policy. Amongst the measures introduced was one by Mr. O'Grady, a Labour member, that had for its object the exclusion of foreign contract labour from this country in times of any trade dispute. A strike is a very serious thing for working men, and is not entered upon lightly. To permit foreign workers to be imported in order to crush the British workman on strike is productive of nothing but mischief. The House of Commons contains enough capitalists to look after their own interests, and it is the pride of our legislature that a member can and does speak his mind upon any question, so that a proper result may be obtained in regard to the various proposals brought before it. Now this measure passed through the whole of its stages in the House of Commons without a single division or amendment; yet the House of Lords took upon itself to throw it out by 96 votes to 24.

Again; no proposal met with more favour during the parliamentary contest than that which proposed to prevent men voting several times because they owned property in different constituencies. This was surely a measure affecting the House of Commons alone, and with which the Upper Chamber ought to have nothing to do; yet here again they exercised their privilege, and threw the measure out. Then look at the vexed Education Question. Any measure dealing with this thorny subject must be in the nature of a compromise, and the Government had succeeded in getting a measure passed through the House of Commons by a majority on the third reading of 192—369 to 177. The Lords refused to accept it in the form sent up, and although the Government tried to meet them as far as possible, insisted upon such vital alterations that it was deemed better to withdraw the bill than pass it in its altered form.

So much for the first year of the Liberal Government. The two chief measures rejected by the House of Lords in 1907 were the Small Landholders Bill (Scotland) and the Bill for finding the separate valuation of Land and Improvements in Scotland. The rejection of the second measure



was really an infringement of the right of the House of Commons to provide in the way it thinks most fit for the raising of the National Revenue; for this bill was, as was well known, one to prepare the machinery for the Taxation of Land Values.

It is impossible for any Government to attempt to carry on the business of the country with such an obstacle in its path as the House of Lords. The crippling of the power of that House was amongst the proposals of the Liberals when the appeal to the country was made, and although we do not lay much stress on the question of mandates, there can be no doubt but that the reform of the House of Lords was one of the things upon which the electors gave their opinion. Accordingly, on June 24th, Sir Henry Campbell-Bannerman, the Prime Minister, moved:—

“That, in order to give effect to the will of the people as expressed by their elected representatives, it is necessary that the power of the other House to alter or reject bills passed by this House should be so restricted by law as to secure that within the limits of a single Parliament the final decision of the Commons shall prevail.”

This brings us to what we trust is the final stage of an ancient struggle. The House of Lords is a survival of the old times when “might was right.” In demanding its reform or abolition, the worker is bringing forward no new claim, but is only continuing the fight for liberty that has been unceasingly waged by his forefathers for six centuries. This was clearly put by Dove in his “Elements of Political Science,” published in 1850. In the chapter on “The Lord and the Serf,” he says:—

“If we cast our eyes back on the condition of Britain after the Norman Conquest, we find at the extremes of society the two great classes of *lord* and *serf*, who form the two classes of an infant State just beginning to arrange itself into some definite and systematic form. If we consider for a moment, we shall find that the lord and the serf present the furthest possible remove from nature and the furthest possible remove from justice. . . . Instead of two individuals, each of whom thinks, wills, and acts for himself, we have one individual thinking and willing for the other, coercing him to labour, directing his actions by force, and reaping the reward of his toil. The serf is without will, without property, without rights, without even those natural rights of family which the animals enjoy in almost undisturbed possession. He is a thing, not a man—a thing that can be bought and sold, bartered against goods, or slain with the utmost impunity; . . . everything that the serf has is the lord’s—his body, his hands, his family, his all. The distinction is as great as it can possibly be—the serf has nothing, the lord has everything. Let us now consider the possibility of a change by which the serf shall acquire something of his own. . . . It is now

evident that everything the serf acquires must be at the expense of the lord, and as he rises progressively step by step in the acquisition of his rights, the lord comes down exactly according to the same scale in the loss of his privileges. . . . The struggle continues for centuries, and what is its natural termination? . . . Where can such a process of change terminate, except at the point where the serf, no longer a serf, shall be a free man on an equality with the lord; and the lord, no longer a lord, shall be merely a free man on an equality with the emancipated serf? Every country in Europe is at one stage or other of this double process, in which the unprivileged classes are acquiring a legal title to their natural rights, and the privileged classes are losing the legal title to their unnatural privileges."

The growth of the power of the House of Commons was very gradual. During the time of the Norman kings there was a constant struggle going on between the monarch and the nobles, and both sides endeavoured to gain the people over to their side. The need of money for foreign wars also caused the kings to summon representatives from the people in order to obtain grants of taxes. As Gneist in his "English Parliament" says:—

"The reign of John had made it evident that in its present phase of development the nation would no longer endure a despotic rule. But the next ensuing generation had made it further evident that the Magna Charta was not of itself a sufficient safeguard against absolutism; while the higher nobility alone, even by taking part in the public administration, showed itself incapable of redressing the balance of power. In the long-protracted struggle both parties had unwittingly recurred to the like expedient of imparting strength and stability to the dawning parliamentary constitution by admitting the participation of the Commons."

Simon de Montfort was the first to "appeal to the people," although the summoning of the Commons was first established in 1282, when Edward I. summoned four knights out of each shire and two burgesses from various towns "to hear and do such things as are to be placed before them, on the part of the King." For a long time the summonses were at the discretion of the King, and the number of towns summoned differs. The representatives of the Commons took advantage of the summons to present petitions and grievances to the King, which were reported on by "triers" and "auditors." These were couched at first in a very modest tone. "Your humble, poor Commons pray and supplicate in God's name and as a work of charity" was the first style, but with every new generation the proposals of the Commons assumed greater weight. Then, in addition to presenting petitions themselves, the Commons soon began to demand to know about any other petitions sent in. Then they demanded a share in the appointment of the

"reporters" who were to judge their petitions. In the reign of Richard II. "the poor, humble Commons" had become "the right wise, right honourable, and discreet Commoners," and in the fifteenth century petitioners addressed their petitions to "the right honourable House of Commons" itself.

But the towns did not always look on parliamentary representation with the most favourable eyes. The small town of Toryton, for instance, complained "that it had been maliciously burdened by a summons to send delegates to Parliament." The reason was that in those times members of Parliament were paid, the knights of the shire getting four and the town delegates two shillings a day; a sum that, of course, would represent a far larger amount at to-day's value.

Then before granting supplies the Commons began to inquire how the previous grants had been expended. This was conceded, but not as a right, and, indeed, was a constant source of dispute. In order to obtain their way the Commons gradually adopted the practice of postponing the grant of supplies, as far as possible, to the last day of the session. It is amusing to note how at first the Commons were averse to being consulted upon matters of general policy, for such advice was always the prelude to a demand by the King for money from them. But their right of petition developed into their securing a share in the legislation, and ultimately into their consent being a necessity to its validity. The Lower House increased in strength as time went on, until we had during the Protectorate of Cromwell no King, while the House of Lords was abolished as "useless and dangerous."

It was not, however, until the passing of the Reform Bill in 1832 that the people obtained a real share in the Government. Before that Bill was passed the landowners controlled both Houses of Parliament. The House of Commons was in no way representative of the people at that time, for of the 658 members of which it was then composed—

218 members were returned by 87 Peers in England and Wales.

31 members were returned by 21 Peers in Scotland.

51 members were returned by 36 Peers in Ireland.

---

300 total returned by Peers.

137 members returned by 90 Commoners in England and Wales.

14 members returned by 14 Commoners in Scotland.

20 members returned by 19 Commoners in Ireland.

16 members nominated by the Government.

---

187 returned by 123 Commoners or nominated by Government.

---

Leaving only 171 independent of nomination.

The Reform Bill which altered this state of affairs was by no means an extreme measure; it has had to be strengthened by other Reform Acts, and and even yet many people are deprived of the right to vote. But the House of Lords resisted any change until the kingdom was on the very verge of revolution. They thought the old system was perfect, for they firmly believed that they were a superior class. It was their place to order, and the duty of the common people to obey. The Duke of Wellington, for instance, said in his place in Parliament during the debates:—

“I have never read or heard of any measure up to the present moment which could in any degree satisfy my mind that the state of the representation could be improved or be rendered any more satisfactory to the country at large than at the present moment.”

It is in this spirit of a superior class that they have continued their policy of treating the nation as children who do not know what is good for them, and by their action they have done incalculable harm. They own in the aggregate some 15½ million acres of land, with an annual rent roll of £13,000,000, or £23,000 each on the average. How can any Legislature so composed be expected to deal impartially with questions affecting our land laws, which are the very root of nine-tenths of the crying evils and social and industrial difficulties of the day? We, who claim to be a common-sense, practical people, allow a set of men, by virtue of an accident of birth, to claim as a right to have as large a share in the government of the country as the elected representatives of the whole nation. As a caustic writer has said, “We allow babies to be earmarked in their cradles as future law-makers, utterly regardless as to whether they turn out to be statesmen, or fools, or rogues.” Verily, so long as we tolerate such folly, we deserve all the evils, and the expense and ridicule, it brings upon us. Look how destructively it works upon the principle and spirit of our Constitution. The two great parties oppose each other in the country and in the Commons, and one or other is always in a majority. When the Tories get the upper hand no friction is felt, because the permanent Tory majority in the House of Lords is in harmony with the majority in the Commons and in the country. But when the majority in the country is Liberal, the great principle of our form of government, viz., government by majority, is cast to the winds; then the majority in the Lords represents the minority in the Commons and in the country, and, in so far as the Upper House resists the will of the Lower, we are governed by a *minority*. This anomaly has become marked in the last half-century, and, with the growth of the Democracy, has become intolerable. The hereditary principle is out of date and is doomed—a man is not born a legislator any more than he is born a doctor—and the absurdity of a body of legislators who sit by right of

birth only, and represent no interest but their own, is becoming, and ought to be, too great for the wisdom of the age to stand. We could get on, with our form of government, quite as well—some think much better—without the House of Lords. The House of Commons is essential; but the House of Lords might disappear, and, without any substitute for it, the government of the country would continue without disturbance.

There are many people who defend the existence of a the House of Lords because, they say, "a Second Chamber is necessary." Granting for the moment that a Second Chamber is necessary, does the House of Lords fulfil those requirements that any thoughtful person would say were necessary in such a Chamber? What is the House of Commons? With all its imperfections, it is the finest Legislative Assembly in the world. Its members are, with very few exceptions, men eminently capable of administering the affairs of a nation. We have in it representatives of all classes, from the worker to the aristocrat. Most of its members have had practical business experience, and are therefore competent to legislate upon matters relating to trade and commerce. Many have graduated by service on Local Administrative bodies. Each has had to undergo the ordeal of selection by his party, and then the publicity of a contested election. They are in constant touch with their constituents, who can approach them personally or otherwise. Above all, they have the wholesome fear of an appeal to the constituency before their eyes. What, then, must be the characteristics of the body that is to revise the legislative acts of such an admirable assembly? It ought to represent the very cream of the intellect of the nation. In the House of Lords, men who have been, after a careful trial, adjudged incapable of managing their own business affairs are still allowed to interfere with the decisions of the House of Commons and over-ride its judgments. They ought to have a thorough knowledge of the circumstances under which all classes of the community have to live. The ordinary peer has been born to riches, and has never known what poverty means; he is ignorant of trade or commerce. Above all, he should have no bias, but be judicially impartial. The House of Peers is always and consistently partisan, and whenever any measure is under discussion that threatens their personal interests, swarms of peers, whose attendance is usually so rare that even the doorkeepers do not know their faces, attend in hot haste to vote the measure down, whatever the national demand may have been in its favour. There is not a single test that any man would impose as a condition of membership in the revising chamber that the House of Lords fulfils. It is a purely selfish body, clinging to existence in order that it may prevent sacrilegious hands being laid—in the interests of the masses—on the Sacred Ark of Privilege.

That an over-riding legislative Chamber, whose members are totally non-representative of the people and independent of their wishes, should have been allowed to remain so long in existence is due to the manner in which the attacks upon it have been made. It has been attacked because of the political character of its actions, whereas its right to act at all ought to have been the thing challenged. The history of the House of Lords is valuable as showing that they have always buttressed up wrong and interfered with reforms; that their bias is so marked, their prejudices so strong, as to make them unfit to be a legislative body in the real sense of the term; but it must always be remembered that we oppose the existence of the House of Lords because it has no right whatever to interfere, whether for good or evil, in the decisions of the nation as shown by the popularly elected House of Commons. The moment we leave this logical ground of attack we find the House of Lords is supported by many who disagree with its right to interfere, but who approve of the particular decision that has been made the cause for complaint. On the other hand, if we insist upon the right of the nation to choose its own law-makers, and deny any non-representative body the power to interfere, we shall have the support of all—whatever their political opinions—who desire the good government of their country.

The plan of the Government is a very moderate one, and ought to command the support of all interested in the good government of their country. We cannot do better than give the words of the Prime Minister himself in explaining the meaning of the resolution. He said:—

“Now I come to the outline of the plan which the Government propose. It is proposed that, if a Bill is sent up to the other House, and in the result the two Houses find agreement impossible, a Conference shall be held between members appointed in equal numbers by the two Houses. The Conference will be of small dimensions. Its proceedings will be private, and its object will be to enable each party to negotiate and to seek for a common measure of agreement which the Government might find itself able to adopt.

“There is nothing novel in this proposal, because the two Houses formerly did meet in Conference; but there were certain inconveniences in the procedure, and, whether it was due to the fact that the Commons were expected to go into the other House bareheaded, and to remain standing, or whether it was due to the obvious practical difficulties of arriving at any decision at a joint meeting carried on by a large number of persons in this singular manner, no Conference has been held since 1836. Informal conferences between members of the Government and Opposition in the two Houses have, of course, not infrequently been held

since that date, and sometimes good results have followed. But what the Government proposes is that statutory provision should be made for such meetings in the event of disagreement, and that the Conference should occupy a definite place in the transactions between the two Houses.

“Supposing, then, the Conference to be unproductive. The Bill—either the same Bill, with or without modifications, or a similar Bill with the same object—might at the discretion of the Government be reintroduced after a substantial interval; and by a substantial interval I have in my mind a *minimum* of, perhaps, six months, unless in cases of great urgency. This Bill would be passed through its various stages in the House of Commons under limitations of time—limitations of time adapted to the requirements of the case—discussion being restricted, so far as possible, to the new matter, if any, introduced. The Bill would then be sent up again, so that the other House would have a second and ample opportunity of considering it. If there was still a difference between the two Houses, a Conference might again be summoned.

“Supposing this time an arrangement again failed, this second Bill would be reintroduced and passed swiftly through all its stages in this House in the form last agreed to, and sent to the other House with an intimation that unless passed in that form it would be passed over their heads. Yet again there would be a Conference, and a further effort to agree.”

The intimation was also made that in future Parliaments would be for five in place of seven years, as now, and thus an opportunity be given to the nation to express its voice frequently. The plan is one that would not have been introduced into the House of Commons unless assurances of support in enabling it to pass the Upper House had been given. We therefore have a sound, moderate, yet thorough scheme. But it will be necessary to support the Prime Minister in his effort to overcome the stumbling-block in the way of legislation that has existed so long, and we urge each of our readers to do his or her best to support the Government in the effort to make the will of the people supreme.

#### SOME OF THE ACTIONS OF THE HOUSE OF LORDS.

- 1807—Rejected Bill appointing a Committee of Council for Education.  
 1810—Rejected Bill abolishing Punishment of Death for stealing goods value 5s. (William III.'s value; in 1810 the value was only 2s. 6d.)  
 More than 200 crimes—many of them trivial—were then punishable with death—75 in respect to Revenue.  
 1825—Resisted Catholic Relief Bill until civil war imminent, and Bank of England a few hours only from stoppage.  
 1829—Disenfranchised 40s. Freeholders in Ireland before granting Catholic Emancipation.

- 1830—Opposed Land Drainage in Ireland, delaying it sixteen years.
- 1831—Rejected Great Reform Bill by a majority of 41. Popular indignation; Bristol set on fire, and over 100 persons killed and wounded by the military; Birmingham preparing to march on London; burning of Nottingham Castle; Newcastle, Bath, Derby, Newark, and Worcester all in open riot.
- 1831—Refused to disfranchise one borough, spending £36,500 (in five elections) on 1,200 voters.
- 1832—Mutilated the Reform Bill in committee. People now broke all bounds, threw mud at the King in the streets—City Council and most of the middle class stopped payment of taxes. Run on the Bank, and £1,800,000 drawn out in three days. The country on the brink of open revolution.
- 1832—Refused to open Universities to Dissenters.
- 1833—By fierce opposition compelled withdrawal of Bill for Irish National Education.
- 1833-1857—Denied civil and political rights to Jews for quarter of a century. The Commons' Bill seven times rejected by Lords.
- 1834—Refused to allow more than twenty persons to meet for worship in private house.
- 1834—Three times rejected the Tithe Abatement Bill. Also rejected Bill for legalising marriages in Dissenting chapels.
- 1834—Forbade Nonconformist ministers to officiate in workhouses, and again threw out a Bill for abolishing University Tests.
- 1835—Population of Ireland eight millions—voters 60,000! Lords refused Reform, and prevented it for forty years afterwards.
- 1836—Ordered Banns of Dissenters' Marriages to be read before Board of Guardians.
- 1836—Tried to defeat Municipal Reform Act, Choice of Magistrates denied to Town Councils. Institution of Aldermen imposed. Control of Licensing knocked out of Bill. Disallowed Municipal Reform for Ireland, and again in 1837.
- 1838—Refused mothers custody of infants during separation caused by fault of the father.
- 1839—Continued death penalty for sheep stealing.
- 1839—Rejected by 229 to 118 the Bill to provide National Education.
- 1842—Mines Regulation. Refused to give women and children working in mines the full relief of Commons' Bill. Protection of miners against preventable accidents not obtained for thirty years through Lords.
- 1845—Refused Compensation for Tenants' Improvement (Ireland), and so for twenty-five years.
- 1858—Refused Church Rates Abolition. Same for eleven years.
- 1860—Mr. Gladstone took Taxes (£660,000) off Paper. This meant a cheap Press. Lords threw out the Bill.
- 1860—Refused Education to Miners' Children. Twelve years of darkness followed to these unfortunates.
- 1864—Voted censure on the Government that would not go to war with Germany on behalf of Denmark.
- 1867—Robbed electors of London, Glasgow, Liverpool, Manchester, Birmingham, &c., of the third vote, by imposition of the Three-corner trick.
- 1868—Threw out Irish Church Disestablishment Resolutions.
- 1868-70—Thrice refused University Tests Abolition.
- 1869—Mutilated the Irish Church Bill, causing frequent conflicts between the two Houses. Same year rejected Lord Russell's Bill legalising Life Peerages.



- 1870—Irish Land Act. Lords refused compensation, and insisted on their right to evict distressed tenants.
- 1871—Threw out Ballot Bill, and next year ruined it by an amendment making the method of voting *optional*.
- 1871—Rejected Army Purchase Bill.
- 1873-6-7-9—Refused to amend Burial Laws.
- 1879, and onwards—Persistently refused to pass Bill legalising marriage with a Deceased Wife's Sister, even though strong Royal Influence was brought to bear in favour of the measure.
- 1880—Rejected Compensation for Disturbance Bill (Ireland) by 232 majority. Country given up to anarchy and crime in consequence. Civil war at "a measurable distance." Same year threw out the Irish Registration of Voters Bill.
- 1883—Disturbed Land Act by meddlesome inquiry.
- 1883—Threw out Cornwall Sunday Closing Bill by one vote.
- 1883—Maintained Trap Pigeon Shooting.
- 1883—Spoiled English Agricultural Holdings Bill; but thought better of it afterwards.
- 1884—Refused the Franchise to 2,000,000 County Householders, until cowed by the attitude of the country.
- 1887—Passed in a very few hours the Tory and Unionist Perpetual Coercion Bill for Ireland, but mutilated the Land Act sent up by the House of Commons so as to render it nearly worthless.
- 1893—Rejected Home Rule Bill.
- 1893—Rejected the Land Transfer Bill.
- 1893—Mutilated the Railway Servants' Hours Bill by excluding men employed in railway shops and factories from its benefit.
- 1893—Rejected "Betterment" (the principle by which owners of property are made to pay something towards public improvements by which the value of their property is increased).
- 1893—Refused to allow Lincoln's Inn Fields to be open to the public.
- 1893—Denied the London County Council the right to be represented on the Thames Conservancy Board.
- 1893—Rejected the Charter for the creation of the University of Wales, because it did not include St. David's College, Lampeter, a Church of England and sectarian institution.
- 1893—Mutilated two county schemes for intermediate and technical education in Wales.
- 1893—Destroyed the chief feature of the Employers' Liability Bill.
- 1893—"Riddled" the Parish Council Bill with amendments in the interests of the Landlords and the Church of England.
- 1893—Rejected Evicted Tenants' Bill.
- 1893—Mutilated the Scottish Fisheries Bill, which passed the House of Commons practically without opposition.
- 1906—Rejected the Aliens Bill (1906). This Bill had for its object the exclusion of foreign contract labour from this country during the time of any trades dispute. It had passed the House of Commons without a single division.
- 1906—Rejected the Plural Voting Bill. This Bill was to prevent any man voting in more than one constituency in the same year.
- 1906—So mutilated the Education Bill that the Government had to withdraw it.
- 1907—Refused to pass the Small Landholders (Scotland) Bill. This was to encourage the formation of small holdings in Scotland.
- 1907—Rejected the Land Values (Scotland) Bill. This was to ascertain the value of the land in Scotland, apart from buildings and recent improvements.

Acceptable always  
Obtainable everywhere



Malted Cocoa  
Concentrated Cocoa  
Milk Chocolate  
"Alexandra" & "Victoria  
Eugénie" Chocolates  
*As Supplied to Royalty.*  
Makers by Special Warrants of Appointment to the Royal Houses of England and Spain.

THE ORIGINAL FIRM ESTD 1728

WE RECOMMEND



JACOB'S  
BISCUITS

JACOB & CO  
CRACKER

PURE CRACKER

JACOB  
VEDA OATMEAL  
DUBLIN

THREE  
ORIGINAL  
SPECIALITIES

THE BEST WEEKLY FOR SOCIAL REFORMERS.

# Public Opinion

EVERY FRIDAY. 2d. WEEKLY.

ESTABLISHED 1860.

Edited by PERCY L. PARKER.

The purpose of "PUBLIC OPINION" is to provide a weekly review of current thought and activity as it is expressed in the world's newspapers, magazines, and books, and to put on record the ideas and activities which make for Religious, Intellectual, Political, and Social Progress.

IT DIRECTS SPECIAL ATTENTION TO ALL SOCIAL AND LABOUR QUESTIONS. IT IS ONE OF THE BEST PAPERS TO KEEP FOR REFERENCE, AND IS INVALUABLE TO EVERY PUBLIC SPEAKER.

It seeks to provide the busy man with a lucid summary of what is happening in the different fields of human activity, and to focus within readable compass something of that teeming interest which comes from being in touch with many phases of life.

This object has been achieved with considerable success ever since "PUBLIC OPINION" WAS STARTED IN 1860. In the 47 years since then it has consistently carried out its policy.

The need for a paper like "PUBLIC OPINION" increases with the years, for life becomes more complex, and the busy man, though anxious to keep in touch with new developments of thought and activity, has not the time to read the many papers which would give him the needed facts. "PUBLIC OPINION" seeks to do this for him, and to present just that précis of life and thought which will enable him to quickly understand what is going on in the world.

"PUBLIC OPINION" (published every Friday. Price Twopence, 32 pages) can be obtained from any Newsagent or Bookstall, or will be sent post free for one year to any address in the United Kingdom for 10s. 10d.; and to any place abroad for 13s. per annum. Orders should be addressed to

"PUBLIC OPINION," 30 & 31, Temple House, Tallis Street, London, E.C.

SPECIMENS SENT FREE ON APPLICATION.

## WHAT IS SAID OF "PUBLIC OPINION."

Mr. R. B. HALDANE, Secretary for War, says (Oct. 1st, 1907): "I think you have now got 'PUBLIC OPINION' on to the right lines." "I know of two Prime Ministers who have read regularly 'PUBLIC OPINION.'" said *Daily News*, May 15, 1907. "We know of at least one who has said *Daily News*, May 15, 1907. "We know of at least one who has very much prized by Thomas Carlyle, and was one of the last journals he read." said Dr. W. R. NICOLL in *British Weekly*, May 2, 1907.


## **PUBLICATIONS OF THE Financial Reform Association.**

Pamphlets by Mr. T. Gibson Bowles:—

- "THE LORDS OF THE LAND AS LORDS OF PARLIAMENT AND LORDS OF THE KINGDOM."  
Price 3d. For quantities 10s. per 100, or £4 per 1,000.
- "NATIONAL FINANCE: AN IMMINENT PERIL." Price 3d.
- "SOCIALISM NOT THE BEST REMEDY."  
Being a reprint of "John Smith's Reply to 'Merrie England,'" with new prefatory chapter by J. W. S. Callie, price 6d. paper, cloth cover 1s.
- "A FIFTY YEARS' RETROSPECT."  
Being a sketch of the history of the Financial Reform Association from 1848 to 1898, price 3d.
- "PROTECTION OR FREE TRADE."  
By Henry George, paper covers, price 3d.
- "THE STORY OF RICHARD COBDEN."  
By Frances E. Cooke, price 6d.
- "NATIONAL EXPENDITURE AND TAXATION, 1869-70 to 1886-7."  
By John Noble, price 6d.
- "IMPERIALISM AND COMMERCE."  
By Richard Robinson, price 2d.
- "FREE TRADE AND SOCIAL PROBLEMS."  
By Edwin Adam, M.A., LL.B., price 2d.
- "THE LAND TAX: OR, HOW TO RESTORE FORTY MILLIONS OF STATE RENT TO THE ANNUAL REVENUE."  
By G. R. HAYWARD, price 3d.
- "The Right to Work," or "The True Lesson of the Great Strikes in America," by Henry George, 4 pp.
- "Facts for Farmers," being a reprint of a pamphlet issued by the Anti-Corn-Law League, showing the evils of Protective Duties on Food to Farmers and Labourers, 8 pp.
- "The Labour Problem and a Minimum Wage," 8 pp.
- "The Cause of all the Trouble."
- "British Firms setting up works in Foreign Countries," 4 pp.
- "The Housing Question," 8 pp.
- "Silk and Cycles," 4 pp.
- "Who shall govern? The Worker or the Drone?" 4 pp.

Several others in preparation.

# THE ROYAL TYPEWRITER



Royal in name and in quality. The latest and best development of the "Front Strike" principle. Perfect in VISIBILITY of WRITING and ALIGNMENT. SIMPLE in construction and PORTABLE.

The ROYAL is the FIRST typewriter with the Standard keyboard to be put on the market at a reasonable price

**£15 15/- less 5%**

Equal to any £23 typewriter on the market in every detail.

TEST OUR CLAIMS BY A FREE TRIAL.

**ROYAL . . .**  
Typewriters Agency

**41b, North John Street, LIVERPOOL.**  
**23, King Street, Cheapside, LONDON.**  
**13, Oxford Street, MANCHESTER.**

Telegrams: "KENWORTHY'S, SOUTHPORT."

TELEPHONE No. 0438.

## KENWORTHY'S Limes Hydropathic Establishment, ESTABLISHED 30 YEARS. **SOUTHPORT.**

Physicians—A. B. KENWORTHY, M.B., C.M. (Univ. of Edinburgh), and another.

THE climate, being dry, mild, bracing, clear, and sunny, renders Southport the most popular and desirable winter residence in the north. The establishment is close to the Pier, Marine Drive, Lord Street, and within 10 minutes' walk of all the stations and all the chief attractions, and is a home for the visitor requiring rest or change, or the patient requiring mild, tonic, Hydropathic treatment, judiciously advised and administered, and applicable to almost all ailments in its varied methods. The accommodation includes

Large Dining Room, General and Ladies' Drawing Rooms, Private Sitting, Reading, Smoke, and Billiard Rooms, and over 70 well-appointed Bedrooms.

Turkish, Russian, Electric, Light and Heat (Dowsing) Baths.

Terms, Prospectus, and Enquiries from Mrs. KENWORTHY.

# SOCIALISM NOT THE BEST REMEDY.

BEING A REPRINT OF  
JOHN SMITH'S REPLY TO "MERRIE ENGLAND"

BY

J. W. S. CALLIE

(Editor of the "Financial Reform Almanack").

The late Mr. Henry George wrote:—"Dear Mr. Callie,—I congratulate you upon the little book, which seems to me excellent. Socialism is so vague and contradictory that it cannot stand argument. Its very vagueness commends it to men who will not or cannot take the trouble to think, but in the long run the men who do think will win, if the discussion is only kept up."

PAPER COVERS, SIXPENCE Net; CLOTH, ONE SHILLING Net.

## THE QUEEN,

BATH ROAD, BOURNEMOUTH,

Occupies one of the Finest Sites in the Town. High Ground, among Pines. Central. Charming South aspect. Two minutes' from Sea and ten from Golf Links. Billiards. lofty, spacious Public Rooms, including Smoking Room, also Lounge. Table d'Hôte. Separate Tables. Excellent Cuisine. Comfortably and cosily furnished throughout.



Board and Residence: Weekly, 35 6 to 3 Cns.; Daily 6 - to 9 -:

ALSO A LA CARTE.

The principal Churches and Chapels, Shops, Theatre, Winter Garden, Pier, Cricket Ground, and Public Gardens are within five minutes' walk of "The Queen."

MISS TYE, Manageress.

## LIVERPOOL.

"The Shaftesbury,"  
Mount Pleasant.



ABOUT 3 minutes' walk from Central and Lime Street Stations, and adjoining Roscoe Gardens.

Electric Cars for Mount Pleasant from the Landing Stage and Castle Street, near the Exchange Station, stop at Hotel door if requested.

Telegrams: Shaftesbury Hotel, Liverpool.  
Telephone. 3882 Royal. Night Porter.


CAB FARE FROM ANY STATION 1/6.

# "PAISLEY FLOUR" 99

(TRADE MARK)

—The sure Raising Powder—mixed one part with eight parts of ordinary flour makes the Best Cake Flour. It makes lighter and more digestible cakes, keeps much better, and costs much less than prepared cake flours.    ♡   ♡   ♡   ♡

## THE MONARCH



**Visible Typewriter** contains all that 30 years of experience have proven to be valuable in typewriter construction. In addition, it embodies all that modern business requirements demand. It economizes time, it saves effort, and consequently it saves money. Send for a catalogue, you shall be the judge.

### THE MONARCH TYPEWRITER COMPANY.

Show Rooms: 97, Queen Victoria Lt.    General Offices: 219, Upper Thames St., London, E.C.

Telephone: 3415 & 3416 London Wall.

Cable Address: Fulsgit, London.

Liverpool Dealers: ESCOTT, BEVERIDGE & CO., 37, TITHEBARN STREET    Te 756.4.

USED BY DOCTORS and the PUBLIC for OVER HALF-A-CENTURY.

Dr. J. Collis Browne's

# Chlorodyne

THE ORIGINAL AND ONLY GENUINE.

The Best Remedy known for  
**COUGHS, COLDS,**  
**ASTHMA,**  
**BRONCHITIS.**

Acts like a charm in  
**DIARRHŒA,**  
**CHOLERA, and**  
**DYSENTERY.**

Admitted by the Profession  
 to be the most Valuable  
 Remedy ever discovered.

The only Palliative in  
**NEURALGIA,**  
**TOOTHACHE, GOUT,**  
**RHEUMATISM.**

Effectually cuts short all  
 attacks of **SPASMS.**

*Chlorodyne is a liquid taken in drops, graduated according to the malady. It invariably relieves pain of whatever kind; creates a calm refreshing sleep; allays irritation of the nervous system when all other remedies fail; leaves no bad effects; and can be taken when no other medicine can be tolerated.*

INSIST ON HAVING  
 Dr. J. Collis Browne's  
**CHLORODYNE**

The Immense Success of  
 this Remedy has given  
 rise to many imitations.

N.B.—Every Bottle of  
 Genuine Chlorodyne bears  
 on the Stamp the name  
 of the Inventor, Dr. J.  
 COLLIS BROWNE.



CONVINCING  
 MEDICAL  
 TESTIMONY  
 ACCOMPANIES  
 EACH BOTTLE.

Of all  
 Chemists.

1 1/2, 2/9,  
 4/6



# EVANS' ANTISEPTIC THROAT PASTILLES.

Prepared according to a formula of the Liverpool Throat Hospital.

A large proportion of the proceeds of sale is devoted to charity in accordance with a scheme sanctioned by the Court of Chancery of the County Palatine of Lancaster.

TRADE



MARK

Highly recommended for—

**VOCALISTS, PUBLIC SPEAKERS, and for AFFECTIONS of the THROAT.**

Immediate relief in Hoarseness, Loss of Voice, Coughs,  
Colds, Influenza, Asthma, Bronchitis, etc.

**CAUTION.**—Beware of any Pastilles which are imitations of, or purport to be the same as Evans' Antiseptic Throat Pastilles.

SEND FOR FREE SAMPLE AND COPIES OF TESTIMONIALS.

ALWAYS “EVANS' PASTILLES.”  
ASK FOR

Sole Manufacturers and Vendors—

**EVANS SONS LESCHER & WEBB Ltd.,**

LIVERPOOL and LONDON.

Sold by all Chemists and Druggists at 1/- & 4/6 per Box.

DO YOU DRINK LIME JUICE? THEN SEE IT IS

## “MONTSERRAT”

### PURE LIME-FRUIT JUICE.

Pressed from Cultivated Limes. Purest and Best  
REFRESHING, INVIGORATING, AND HEALTHFUL.

Order the “Montserrat” Lime-Fruit Juice or “Limetta”  
Cordial through your Chemist, Grocer, etc., etc.