

# BOMBAY 1922-23

A Review  
of the  
Administration of the Presidency



Price Rs. 2-8




BOMBAY

PRINTED AT THE GOVERNMENT CENTRAL PRESS

Copies obtainable from the Superintendent of Government Printing and Stationery,  
Bombay, Poona, and from all Agents for the Sale of Government Publications

1924



Shanwar Wada, Pooa City. The palace plinth showing front Courtyard after excavation.

*[Frontispiece.]*

# BOMBAY, 1922-23

## PART I

### GENERAL SUMMARY

THE review of the Political situation in the Presidency during 1921-22 ended with the arrest and conviction of Mr. Gandhi and foreshadowed a distinct improvement in the Political situation. This prophecy was justified by the events of the next twelve months which, compared with the two preceding years, were relatively quiet. The year 1922-23 was not free from keen Political controversies but the discussions were conducted on a higher level and were free from the violent outbursts that will ever disfigure the political history of 1921-22. Moreover the outstanding questions that agitated the public mind were largely concerned with, and arose out of, the merits and de-merits of the constitution in contra-distinction to the previous year whose Political history was made up of concentrated assaults upon the administration and an endeavour entirely to wreck and to destroy that administration and all that it stands for in the life of the Presidency.

The leadership of the non-co-operation party, which came into existence with the Calcutta Congress of September 1920, when the boycott of Councils was definitely decided upon, had been in the hands of Mr. Gandhi. The members of the Working Committee of the Congress were, in comparison with the central figure, of minor importance. It was well-known that there were profound differences of opinion amongst the members of that committee but the personality and influence of Mr. Gandhi over Hindus and Mohammedans alike was successful in keeping the opposing elements together. After his conviction, there was no outstanding figure around which all parties could rally and within a few weeks it was apparent that his disappearance from the scene had struck a deadly blow at the unity of the National Congress. The mutterings

which had been faintly heard below the surface erupted, splitting the party from top to bottom. In this upheaval the Bombay Presidency was particularly concerned. A large section of the Deccan and Maharashtra Nationalists of the Tilak School of thought had accepted with manifest unwillingness the boycott decision of the Calcutta Congress and they were determined to obtain a revision of the non-co-operation programme so far as it concerned the boycott of the Legislative Councils. At the second Maharashtra Provincial Congress Conference held at Pen in the Kolaba district it was resolved that a special Committee should be appointed to revise the programme, and the Resolution as passed obviously implied a reversion to the original policy enunciated by Mr. Tilak at the Amritsar Congress of 1919, namely responsive co-operation with Government by entering the Councils. Gujarat, however, the birthplace and home of Mr. Gandhi, firmly supported the policy he had originally adumbrated and stood solidly against any change. With two schools of thought so diametrically opposed the differences between the two wings of the Congress party rapidly widened and Congress itself was quite unable to define a policy acceptable to all parties. The so-called "constructive" programme resolved upon at Bardoli as a means to prepare the country for Civil disobedience was shelved, and in August a Committee was appointed to tour the Provinces in order to ascertain whether the country was ripe for some form or other of civil disobedience. The questionnaire ingenuously asked whether the constructive programme could not be worked more faithfully by entering the Legislative Councils and thus early preparing the country for civil disobedience and the non-payment of taxes. But when the Enquiry Committee reached Poona, the Headquarters of the Tilak school of thought, its Chairman made it clear that Congress members who were of opinion that the non-co-operation programme needed revision should not hold office in the Congress organization as by their views they showed that they did not conform strictly to the Congress creed. Most of the Deccan Nationalists thereupon resigned and embarked upon a campaign urging that there should not be a too rigid adherence to the Bardoli

## GENERAL SUMMARY

programme, *i.e.*, a certain amount of individual independence, entry into the Councils and the necessity for purging the non-co-operation movement of its idealistic tendencies and placing it upon a practical political basis.

The effect of this internecine war was to bring organised non-co-operation against Government almost to a standstill. Early in November the report of the Enquiry Committee was published and it was found that the Committee was equally divided on the question of Council entry. It was called a "sane document" by the change party, and a preposterous report by the other, as being disloyal to the principles of Mr. Gandhi. Altogether it did more harm than good to the Congress cause.

Discussion on the report by the General Body of Congress members was postponed until the December Session at Gaya. In the meanwhile both parties endeavoured by intensive propaganda to ensure a majority in support of their views at the Congress meeting. A week or so before the Gaya Session a settlement was reached in the Maharashtra Provincial Congress Committee in which it was agreed that both parties should be equally represented on that Committee and on District Committees, but in the event of the Resolution boycotting the Councils being passed at Gaya the "pro-changers" should resign their offices and *vice-versa*. In the event of a compromise neither party was to resign. The decision of the Gaya Congress was in favour of the "No-change" party, and it was resolved that Congress leaders should devote themselves for the next four months to collecting Rs. 25 lakhs, obtaining 50 thousand volunteers and completion of the preparations for civil disobedience, it being agreed that the country was not at the moment sufficiently prepared for this step. Mr. C. R. Das, leader of the "Pro-change" party, resigned his Presidentship of the Congress and formed a new party styled "The Congress-Khilafat-Swarajya Party," now known as the "Swarajya" party of which he was elected President. The position of this party in the Nationalists' ranks was a curious one, for it was stated that although it would have its own programme, which differed fundamentally from that of the Congress, it would nevertheless remain within the Congress fold. A meeting of the new party was held in Bombay at the

end of January 1923, and an energetic recruiting campaign was started. It was early evident that the Nationalists' cause was being materially weakened by the existence of the two parties and efforts were made to effect a compromise. At the end of February an agreement was reached at a meeting held at Allahabad. It was then decided that all Council propoganda should be suspended by both parties for the next two months, but that the majority should be at liberty to push on their programme to get Rs. 25 lakhs and 50 thousand volunteers and that the Swarajya party should co-operate to this end. It was soon made clear, however, that the aims of the Swarajya party were more in accordance with the ideas of the rank and file of Congress members than the unadulterated "no-change" programme.

Meanwhile the Central Khilafat Committee had appointed an independent Enquiry Committee on the question of Civil disobedience which to the delight of the "no-changers" reported in favour of the continuance of the boycott programme. Muslim interest in the Congress was not so active as in the previous year. Their hopes and fears really centred round the developments at Angora and the possibility of a peace favourable to Turkey. When the terms of the Turkish treaty as suggested at the Allied Conference at Paris were announced they were regarded as an appreciable modification of the Sevres treaty, but not sufficient to satisfy Indian Muslim aspirations. H. E. the Viceroy's despatch to the Secretary of State and the firm attitude displayed by the Allies against any Greek move to occupy Constantinople were appreciated, but this was considerably modified by Mr. Lloyd George's speech on the Near East question and his apparent agreement with Greece's refusal to withdraw her army from Turkish territory. The rapid advance of the Turkish army, the Greek reverses and the evacuation of Smyrna, which completely reversed the situation were greeted with jubilation by every Mussulman in India. The successful termination of the Lausanne Conference and the resignation of Mr. Lloyd George were greeted with relief as it was anticipated that the new Premier would adopt a policy more favourable to Turkey.

On the whole, however, the chief Political controversies of the year were not concerned with non-co-operation as such.

## GENERAL SUMMARY

The quarrels in the Congress ranks had prevented that body from playing the dominating part in the politics of the country it had attained under the leadership of Mr. Gandhi. People were rather tired of the infructuous nature of the idealistic programme of the previous two or three years and there was a growing feeling that India's National aspirations could best be attained by using the wide powers given by the Government of India Act. The main point of contention was whether those powers should be used for constructive or purely destructive purposes. Several events caused profound dissatisfaction amongst the Moderate party in the Presidency. The first was the speech delivered by Mr. Lloyd George, the then Prime Minister, during a debate in the House of Commons on the Indian Civil Service, generally known as the "Steel frame" speech, in which he declared that the Civil Services of India were the steel frame of the whole structure of the administration; that the constitutional changes recently made in India were the result of an experiment; that he could not predict the influence which non-co-operation would exert upon the next elections, but if there was a change in the character of the Legislature and the purpose of those who were chosen to sit therein, the new situation would have to be taken into account. He further went on to say that he perceived no period when India could dispense with the guidance and the assistance of a nucleus of the members of the Civil Service. The continued assistance of the British officials, he said, was necessary to bring about the discharge of Britain's great trust in India and it was not in order to relinquish this trust but to bring India into partnership with this trust that the reforms had been introduced. In Bombay the speech was believed to foreshadow a possible renunciation of the policy of the Reform Scheme and the progress of India towards Self-Government, and the no-change party was quick to seize upon the speech as justifying its "boycott the Councils" policy. H. E. the Viceroy's reply to a non-official deputation on the subject went a long way to neutralise the agitation, reinforced as it was by a clear authorisation that His Excellency obtained from Mr. Lloyd George that nothing in the speech was intended to conflict with or to indicate any departure from, the policy in

former declarations and in His Majesty's proclamation. The "steel frame" speech was received with particular disapproval in the Bombay Presidency where the working of the Reforms has been, probably, more successful in its practical results than in any other part of India.

The Secretary of State's despatch on the question of the revision of the constitution was held to be unsatisfactory, for he had declared that the short experience in the working of the new constitution did not warrant the assumption that the time was ripe for further constitutional advances, while the appointment of a Royal Commission to investigate the condition of the Public Services and the future policy to be adopted with regard to recruitment was considered wholly unnecessary. Strong resentment too was aroused by the situation in Kenya and a denial to Indian settlers there of equal rights with Europeans, and the action of the Viceroy in certifying the Finance Bill which doubled the Salt Tax.

The political situation, therefore, at the close of the twelve months under review was rather a curious one. The Extremist party was divided into two camps, one of which was definitely in favour of entering the Legislatures, while the Moderate party was in a state of discontent and inclined to be dissatisfied with the Legislatures, or rather with the constitutional limitations imposed upon their freedom of action. The Liberal party could point to a record of good work in the Central Legislature including the repeal of certain of the repressive laws such as the Rowlatt Act, the Press Act of 1910, the appointment of the Racial Distinction Committee and the Act passed upon the Committee's recommendations; which went a long way towards removing a bitter grievance of long standing, the appointment of the Arms Rules Committee and a large number of other measures including Factory and other social legislation; and lastly, the most important of all perhaps from the point of view of practical politics the appointment of the Inchcape Committee, and the very large number of retrenchments effected as the result of its recommendations.

In the Presidency itself the Local Legislature could point to a reduction of 60 lakhs in the Budget, the Retrenchment



## GENERAL SUMMARY

Committee, Primary Education, wider powers of local self-Government and other useful pieces of legislation. Despite this record, however, the Liberal party was disappointed, for the certification of the Finance Act and the doubling of the Salt Tax in the face of the opposition of the Legislative Assembly, together with the feeling that the Secretary of State was unduly interfering with the internal affairs of India, had given rise to a lack of confidence not only in Government but in the practical value of the Reforms.

**Finance.**—"The outstanding feature of the situation is that we have succeeded in converting deficits into surpluses, both in the current year and in the coming year. In place of an estimated Revenue of 14,02 lakhs and an Expenditure of 14,10 lakhs, we have had, in fact, a Revenue of 14,28 lakhs and an Expenditure of 13,72 lakhs, resulting in the current year in a surplus of 56 lakhs..... We have thus achieved the primary purpose of a solvent Budget, to reduce the expenditure of the State within the current Resources, and we are able to carry on for this coming year without asking this House for fresh taxation. I think that if this House would compare this condition of affairs with the condition obtaining in most Governments in this world, they will find considerable reason for thankfulness."

The Honourable Mr. H. S. Lawrence, Finance Member, thus summed up the financial situation in the Presidency in his speech on February 19th, 1923, in introducing the Budget Estimates for 1923-24. After two years' of disturbance, political as well as economic, the Presidency was in a far stronger position than when the first Budget under the Reform Scheme was presented in February 1921. The principal increase of Revenue was in Excise, 52 lakhs. Stamp revenue, in spite of the increase in duties, fell below the estimate by 53 lakhs owing to the depression in trade, especially in Bombay City.

Retrenchment in Expenditure amounted to 98 lakhs. In the review of last year it was pointed out that the Legislative Council not being satisfied that Government had reached the limit of effective retrenchment had thrown out the first taxation Bill presented, and at the same time intimated that further

taxation would not be agreed to without further retrenchment. The situation created by the action of the House was considered by Government, who gave the House an assurance that a further cut of 60 lakhs would be made in the estimates. This assurance was accepted by the Council and the other Taxation Bills were passed. From the figures given above it will be seen that not only did Government succeed in making this retrenchment of 60 lakhs, but, with the co-operation of its officers of every rank and degree throughout the Presidency, effected a further saving of 38 lakhs. The figures of Revenue and Expenditure are set out in detail in Part II.

Reference may be made here to the effect of the Government of India Act upon the financial system of the Province. The effects upon the Bombay Presidency of what is known as the "Meston Settlement" are dealt with by the Honourable Mr. H. S. Lawrence in Part II of this Report. But the position may be summarised by saying that the Government of Bombay found itself charged with the administration of those subjects which affected the moral and material progress of the people and which from their very nature made increasing demands upon the public purse, for example Education, Public Health and Irrigation; while the sources of revenue from which those subjects were to be financed were not capable of expansion to anything like the extent required.

**Trade and Commerce.**—The year 1922-23 witnessed a return to normal trading conditions, which was most welcome after the abnormalities of previous years. The total foreign trade (Private) excluding treasure, of the Presidency proper was valued at Rs. 190 crores showing an increase of Rs. 11·55 crores or 6 per cent. over the figures of the previous year. Imports of merchandise fell by Rs. 8·21 or 8 per cent. while exports rose by Rs. 19·76 crores or 24 per cent. but the apparent decline in imports represents not a decline in volume but a decline in prices. The export trade expanded both in volume and in value. The net result is clear, namely, that the trade of the Presidency is returning to its normal pre-war channels at a pace which is quite surprising in view of the prevailing political and economic difficulties of Europe.

## GENERAL SUMMARY

The most noticeable feature of the import trade was that in a year when prices were falling, the total value of the imports of cotton piecegoods improved by Rs. 3½ crores, and the United Kingdom's share in the trade of Bombay's chief import jumped from sixty to seventy per cent. Japan's share declined from thirty to twenty-four per cent. Imports of cotton twist and yarn contracted considerably in value but expanded in quantity. The United Kingdom maintained her supremacy in the higher counts, but Japan has practically wiped out all British competition in the lower counts, especially in 20s, in which she successfully challenges even the local spinners. Metals and ores advanced in value and even more in quantity, but machinery and mill-work and also railway plant and rolling stock declined in value owing to lower costs of production. Imports of sugar represented a normal year's supply, but here again a big drop in average values resulted in a reduction in the total value of the trade.

The export trade of the Presidency was as always dominated by the great staple, raw cotton. The trade in this commodity attained record figures, both in value and volume, and accounted for nearly two-thirds of the total value of the exports of Indian produce and manufactures. Japan took more cotton than ever before—276,000 tons in all—but did not pay quite as much for it as she paid in 1919-20. The local cotton mills, in particular the spinning mills, suffered some loss in their export trade; the domestic market also was not so favourable. Nevertheless the production of woven goods remained higher than in any previous year, except in 1921-22. Exports of seeds showed a large improvement, all the more welcome because Continental Europe is our chief customer. Improvement was also recorded in practically every other branch of the export trade.

Even the direction of Bombay's trade is reverting to the normal. The United Kingdom send us more than half the goods which we import, and does nearly one-third of the total trade in merchandise. From the British Empire as a whole we took sixty per cent. of our imports and to it we sent forty-three per cent. of our exports. Asia has a large part in Bombay's trade, chiefly because of Japan's huge takings of raw cotton which represent

nearly a third of the total exports. Continental Europe has of course not yet recovered its pre-war position, either as a supplier or consumer, but is making noticeable progress mainly owing to the efforts of Germany. It is remarkable that that country despite her loss of territory, sent to Bombay in 1922-23 goods worth more than she sent in 1913-14; her takings also did not fall very far short of the value of those before the war.

The gross revenue collected by the Bombay Customs House during the year under review reached the record figure of Rs. 12 crores 44½ lakhs, while the net revenue amounted to nearly Rs. 12 crores.

The aggregate value of the coasting trade advanced by Rs. 3·46 crores to Rs. 82·69 crores owing mainly to larger arrivals of raw cotton from Kathiawar, Sind, Madras and Cutch and to increased shipments of cotton piecegoods to Bengal and Sind.

The most satisfactory feature of the trade position of Sind in the year under review was the improvement in the export trade consequent on the removal of the embargo on rice, wheat and other food grains of which owing to the favourable monsoons and abundant harvests considerable quantities were available for export. But for the unsettled economic and political conditions in Central Europe a more marked revival in the export trade would have occurred. Favourable indications of the end of the prolonged depression were, however, discernible in the first half of the year under review.

Factors which assisted the import trade were the increased purchasing power of the people as a result of the reduction in food prices, the easier political feeling throughout the country, comparative stability of exchange and lower prices in the United Kingdom.

The total value of the maritime trade of the province of Sind was 71 crores 4 lakhs, an increase of 8 per cent. over the previous year's figure.

As in the previous year the Coasting Trade accounted for 27 per cent. of the Sea-borne trade of Sind, showing an increase of nearly 10 per cent. The improvement however was restricted to exports.

## GENERAL SUMMARY

The gross receipts of the Port amounted to nearly 370 lakhs, an increase of nearly 6 per cent.

**Agriculture.**—So far as the actual produce of the land was concerned the season of 1922-23 was, on the whole, rather better than the average. In one important respect, however, it differed from the last six or seven years, because while crops were generally abundant,—except in the Eastern Deccan and Karnatic,—prices (except cotton) consistently fell. Wages, however, did not fall appreciably with the result that for people labouring for cash wages it was a very good year, but for almost all other classes of the agricultural population it was distinctly inferior to the previous year. In the Presidency the gross area cropped, 27,743,000 acres, showed a net rise of 144 thousand acres or 0·5 per cent. over the previous year. The net area cropped, however, showed a decline of 108,000 acres or 0·4 per cent. There was an increase of 252,000 acres or 34·2 per cent. over the previous year in the area, 989,000 acres, cropped more than once. In Sind the gross and the net cropped area fell by about 0·4 and 2·7 per cent. Of the total area of the Presidency, 48,713,000 acres, 15,298,000 acres are uncultivable. In Sind with a total area of 30,149,000 acres no less than 20,815,000 acres are classed as uncultivable. Three-fourths of the cultivated area of the Presidency is devoted to growing food-stuffs, Bajri, Paddy, Wheat and Gram being the most important crops. Cotton is by far the largest non-food crop, and owing to the stimulus of high prices the area under cotton increased in the Presidency by 13·8 per cent. and in Sind by over 19 per cent. The total area under cotton was 3 million 977 thousand acres—the tracts showing the largest increases being Gujarat 257,000 acres, Deccan 396,000 acres, Karnatic 230,000 acres and Sind 127,000 acres.

There was an increase in the area under Jowar of 196,000 acres, but in Sind owing to lack of rain in Larkana the area decreased by 91,000 acres. Both in the Presidency and in Sind the area under Bajri showed a considerable decrease, but wheat showed a slight increase. Insufficient and late rains at sowing time was responsible for decrease of 17,000 acres in the Presidency proper under Rice, but Sind, owing to favourable inundation and good

nearly a third of the total exports. Continental Europe has of course not yet recovered its pre-war position, either as a supplier or consumer, but is making noticeable progress mainly owing to the efforts of Germany. It is remarkable that that country despite her loss of territory, sent to Bombay in 1922-23 goods worth more than she sent in 1913-14; her takings also did not fall very far short of the value of those before the war.

The gross revenue collected by the Bombay Customs House during the year under review reached the record figure of Rs. 12 crores 44½ lakhs, while the net revenue amounted to nearly Rs. 12 crores.

The aggregate value of the coasting trade advanced by Rs. 3·46 crores to Rs. 82·69 crores owing mainly to larger arrivals of raw cotton from Kathiawar, Sind, Madras and Cutch and to increased shipments of cotton piecegoods to Bengal and Sind.

The most satisfactory feature of the trade position of Sind in the year under review was the improvement in the export-trade consequent on the removal of the embargo on rice, wheat and other food grains of which owing to the favourable monsoons and abundant harvests considerable quantities were available for export. But for the unsettled economic and political conditions in Central Europe a more marked revival in the export trade would have occurred. Favourable indications of the end of the prolonged depression were, however, discernible in the first half of the year under review.

Factors which assisted the import trade were the increased purchasing power of the people as a result of the reduction in food prices, the easier political feeling throughout the country, comparative stability of exchange and lower prices in the United Kingdom.

The total value of the maritime trade of the province of Sind was 71 crores 4 lakhs, an increase of 8 per cent. over the previous year's figure.

As in the previous year the Coasting Trade accounted for 27 per cent. of the Sea-borne trade of Sind, showing an increase of nearly 10 per cent. The improvement however was restricted to exports.

## GENERAL SUMMARY

The gross receipts of the Port amounted to nearly 370 lakhs, an increase of nearly 6 per cent.

**Agriculture.**—So far as the actual produce of the land was concerned the season of 1922-23 was, on the whole, rather better than the average. In one important respect, however, it differed from the last six or seven years, because while crops were generally abundant,—except in the Eastern Deccan and Karnatic,—prices (except cotton) consistently fell. Wages, however, did not fall appreciably with the result that for people labouring for cash wages it was a very good year, but for almost all other classes of the agricultural population it was distinctly inferior to the previous year. In the Presidency the gross area cropped, 27,743,000 acres, showed a net rise of 144 thousand acres or 0·5 per cent. over the previous year. The net area cropped, however, showed a decline of 108,000 acres or 0·4 per cent. There was an increase of 252,000 acres or 34·2 per cent. over the previous year in the area, 989,000 acres, cropped more than once. In Sind the gross and the net cropped area fell by about 0·4 and 2·7 per cent. Of the total area of the Presidency, 48,713,000 acres, 15,298,000 acres are uncultivable. In Sind with a total area of 30,149,000 acres no less than 20,815,000 acres are classed as uncultivable. Three-fourths of the cultivated area of the Presidency is devoted to growing food-stuffs, Bajri, Paddy, Wheat and Gram being the most important crops. Cotton is by far the largest non-food crop, and owing to the stimulus of high prices the area under cotton increased in the Presidency by 13·8 per cent. and in Sind by over 19 per cent. The total area under cotton was 3 million 977 thousand acres—the tracts showing the largest increases being Gujarat 257,000 acres, Deccan 396,000 acres, Karnatic 230,000 acres and Sind 127,000 acres.

There was an increase in the area under Jowar of 196,000 acres, but in Sind owing to lack of rain in Larkana the area decreased by 91,000 acres. Both in the Presidency and in Sind the area under Bajri showed a considerable decrease, but wheat showed a slight increase. Insufficient and late rains at sowing time was responsible for decrease of 17,000 acres in the Presidency proper under Rice, but Sind, owing to favourable inundation and good

water supply, was able to increase the area under Rice by 128,000 acres or 37 per cent. above the average. Oil nuts and oil seeds with an area of 1,278,000 acres showed an increase.

The total area under Irrigation in the Presidency amounted to 932 thousand acres,—a decrease of 5 per cent. over the previous year. The extent to which Sind depends upon irrigation is shown by the fact that the ratio of the irrigated area to net cropped area was 80·5 per cent. compared with 3·5 per cent. in the Presidency.

The approximate outturn of food crops in the Presidency proper was 4 million tons and in Sind over 1½ million tons.

**Department of Agriculture.**—The functions of the Agricultural Department, which has now been in existence for 40 years, are to ascertain, by experiment and investigation and research, methods by which the produce of agriculture can economically be increased in quantity and improved in quality, and then to get these methods introduced into practice. The position of the Department with regard to technical progress is not an easy one. All the obvious methods of increasing production by copying methods or varieties found useful elsewhere have either failed or yielded only partial success, and, in the opinion of the Director of Agriculture, most of the problems of agriculture in this Presidency need facing by rigorous scientific methods. Many investigations were in progress during the year under review. Special attention is devoted to cotton which is so important a crop in this Presidency. In the work of producing and extending the use of improved cotton seed South Gujarat stands first in point of success, and in the tracts South of the Narbudda river the pure strains of Navsari cotton, first distributed widely in 1919, have at last spread all over the area in question; and are rapidly replacing the former mixed seed produced while the character of the District as a producer of staple cotton has been almost re-established. In North Gujarat and in Khandesh improvements have been made in the types of cotton now grown and the seed is being multiplied and should be capable of giving commercial quantities in a year or two. In the Karnatak also the Agricultural Department's improved types are rapidly replacing the ordinary cotton. Very



## GENERAL SUMMARY

striking results have been obtained as the result of the research work on Rice and three strains have been isolated giving a very much higher yield than the ordinary seed. Certain varieties of wheat have also been discovered giving a 15 per cent. increase in yield over the types usually cultivated in the Nasik and Ahmednagar districts. The prevention of loss by insects and disease is also the subject of constant investigation, both in the production of disease resisting types and in the finding of remedies. The importance of this branch of the Department's activities will be realised when it is stated that the loss by pests and disease is estimated to amount to probably 25 to 30 per cent. of the actual crop obtained. Improvement in cultivation is another aim of the Department and remarkable results have been obtained by ridge cultivation in the Surat black soil areas.

The improvements of implements and the establishment of depôts for the sale and hire of implements, cattle breeding, supply of pure seed, water finding and boring, the storage of fodder are other activities of the Department. The expenditure of the Department amounted during 1922-23 to just over 14½ lakhs, the receipts being nearly 3 lakhs.

The Agricultural College at Poona continues to be very popular and the demand for admission from other parts of India continues, but no properly qualified student from the Bombay Presidency is refused admission.

**Education.**—The outstanding feature of the year was the passing into law of the Primary Education Act. This provided for the development and expansion of Primary Education by handing over to local authorities the general control and management of primary education. It also gave powers to these bodies to make primary education compulsory for both sexes in the whole or any part of the area subject to their jurisdiction. The Local Boards Act was also amended so as to give local authorities greater scope for the raising of money for educational and other purposes.

Government have undertaken a definite liability to assist local authorities financially to the extent of half the expenditure in the case of municipalities and two-thirds in the case of local

Boards in order to facilitate progress towards the goal of universal free and compulsory primary education.

Another noticeable feature of the year was the phenomenal demand for professional education.

Out of a total number of 26,763 towns and villages in the Districts of the Bombay Presidency 9,736 possessed schools, the average area served by each school being 12·7 square miles. The total number of recognised Educational Institutions in British Districts is 13,269, the number of pupils being 911,652. Including the 62,108 pupils in private institutions not recognised by Government the total increase in the number of pupils receiving instruction was over 15,000. Of the male population 7·7 per cent. were attending schools or colleges and 2·1 per cent. of the female population. The total expenditure on Public Instruction during the year rose by 15·7 lakhs to Rs. 311·8 lakhs to which Government funds contributed 55·2 per cent. Fees realised 16·47 per cent., Municipal funds 11·2 per cent., District Local Boards 4·7 per cent., and Endowments, etc., 12·5 per cent. Primary schools accounted for over 157 lakhs, exclusive of expenditure on inspection, construction and repairs, Government's contribution amounting to nearly one crore. The Indian States spent about 36 lakhs on Education. In all classes of schools and colleges, primary, secondary and those giving higher education the number of pupils showed an increase.

**Law and Justice.**—In the twelve months ending the 31st March 1923 twenty Acts were passed by the Legislative Council and became law. They included in addition to measures for the enhancement of taxation important measures of social legislation such as the Prevention of Gambling in Bucket Shops; a democratic constitution and the removal of the sex bar for the Bombay Corporation; the regulation and control of transactions in cotton which conferred upon the East India Cotton Association statutory powers for the regulation of the cotton trade; taxes on entertainments; amendments of the Rent Acts, one of which was intended to put a stop to the practice of subletting; the provision of Compulsory Elementary Education, Act No. IV of 1923 providing machinery for the working of a scheme of Compulsory Elementary Education by local authorities

## GENERAL SUMMARY

and improving the arrangements for the supply of Primary Education; and the Local Boards Acts which give wider powers of local self-government to the people of the Presidency.

Thirty Resolutions also on subjects of general public interest were moved during the period under report, of which 10 were carried, 5 were negatived, 14 withdrawn, and 1 ruled out of order.

Over 307,000 cases of all kinds were brought in the civil courts of the Presidency during 1922. The value of suits instituted in the mofussil courts exceeded 374 lakhs, while the value of suits in the Bombay Small Causes Courts amounted to over 99 lakhs. Suits below Rs. 500 formed over 20 per cent. of the total.

The bulk of the offences which come before the criminal courts are dealt with by Magistrates and most of the offences are of a comparatively trivial nature. Out of 222,500 persons under trial during the year nearly 139,000 were convicted and of these 1,781 were released on probation, 602 were discharged after admonition and 130,587 were fined. Only about 16,400 received imprisonment and the terms of a third of these were below 15 days. The number of offences that came before the courts were over 169,000.

**Police and Crime.**—Although during 1922 the Police had to deal with nearly 120 thousand offences, an increase of nearly 5,200 over the previous year, the increase was wholly in petty crime, because cases coming under the Indian Penal Code showed a decrease of nearly 6,000. The reduction under "minor offences against the person and property or property only" was substantial, an improvement which was specially welcome since these forms of crime touch the life of the people most closely. The Bombay Suburban Districts (5·005) and Karachi (5·386) continued to be the most criminal districts, Ratnagiri (·276) and Thar and Parkar (2·026) the least. The incidence of crime in Sind is considerably more than double that of the Presidency proper. The value of property stolen during the year was over 25½ lakhs of which 7½ lakhs were recovered. Of the 20,793 persons convicted during the year 4,344 were identified as having had previous convictions and 1,143 were classed as habitual offenders.

The reorganisation of the Presidency Criminal Investigation Department was held in abeyance for want of funds and the Inspector General points out in his Annual Report that the scientific study of the professional criminal is essential to a successful detection work. Such an organisation would exercise a most effective check upon the activities of professional criminals and be responsible for the detection of much crime which but for its operations would remain undetected. The percentage of undetected cases, if the Indian Penal Code cases are considered separately, is nearly 50 per cent.

**Bombay City Police.**—"From a police point of view," says the Commissioner of Police in his Annual Report, "the year may be described as one in which hours of work, meals and rest were as regular as it is possible for a Police Officer to expect". Despite this comparatively quiet year there was an increase in the number of reported cases by over 9,000, the total being 112,000 but the increase in actual crime was negligible, the rise being almost entirely in cases under Local Acts such as obstruction by petty shop-keepers, hawkers, etc. Serious offences against the person numbered 1,024, the cases of murders and attempts at murders being 48. The value of property stolen amounted to over 22½ lakhs of which 5½ lakhs were recovered. Trams, Victorias and Bullock carts caused injuries to 1,127 people. Motor vehicles caused injuries to practically the same number, 1,128. The proportion of crime to population in Bombay City was 1 to 14·31.

**Public Health.**—Not for thirty-three years has so low a mortality been recorded in the Presidency as during 1922. The number of deaths, 452,581, showed a decrease of more than 45,600 over the previous year which was itself a year of exceptionally low mortality. The death-rate per thousand for 1922 was 23·61 compared with 26 in the previous year and 37·16, the average for ten years. The highest death-rate was returned by Nasik (30·48), the lowest (15·32) by Panch Mahals, which also had the lowest death-rate in the previous year.

Diseases classified under the head of "Fever" were responsible for nearly half the number of deaths. The mortality from

## GENERAL SUMMARY

small-pox, cholera and plague, the principal epidemic diseases, was well below the average.

Over the Presidency as a whole births exceeded deaths by 168,189. But the increase was due to the fall in the death-rate rather than to any actual increase in the number of births. In Bombay City, however, deaths exceed births by 16,770. The number of births registered was 620,770 giving a birth-rate of 32·39. The birth-rate for rural areas was 37·48 and for urban areas 28·33. The birth-rate statistics cannot, however, be regarded as wholly reliable owing to inadequate attention given by local authorities to registration. From the figures given in the Annual Report it would appear that the rural birth-rate exceeded the Urban in the Presidency, but the reverse was the case in Sind. One satisfactory feature of the Statistics is that deaths amongst infants under 12 months was the lowest recorded for twenty years. But it is still very high amounting to 169·10 per thousand registered births. The total number of deaths was 105,000 and of these 43,366 were amongst infants one month old or less.

Over 2½ million patients were treated in the Dispensaries and Hospitals of the Presidency which are maintained out of Public, Local or Municipal funds or receive aid from Government. Only about one-fifth of the total number of patients treated are women, although there is a steady increase in the number of female patients attending General Hospitals. Both among indoor and out-door patients malaria was responsible for the largest number of cases. Over 600,000 persons were primarily vaccinated during the year in the Presidency and the Belgaum Vaccine Institute issued nearly 1,200,000 doses of lymph.

**Salt.**—The outstanding feature of the year was the doubling of the Salt tax from Re. 1-4-0 to Rs. 2-8-0 per maund from the 1st March 1923. But its effects in the year under review were negligible as traders, anticipating an increase, had removed large quantities of salt during January and February. Owing to an unusually favourable manufacturing season the production of Salt at Kharaghoda increased from 41½ lakhs maunds to 45½ lakhs maunds and that at the sea Salt Works (excluding the Dharasna and Chharvada Works) from 74 to 105 lakhs maunds.

The consumption per head in the Presidency proper decreased slightly from 13·94 lbs. to 13·72 lbs. There was an increase in the market price of salt in almost all the districts during the first eleven months of the year. But when the duty was increased, the increase in price was not proportionate to the increase in duty because the retailers had stocks on hand which had paid the lower rate. The removals of Magnesium Chloride from Kharaghoda decreased from 20,930 cwts. to 12,772, owing to foreign competition, but over three times as much refined salt manufactured at Kharaghoda was disposed of. The issues of denaturalised salt decreased from 1,557 to 772 maunds in spite of the reduction in the issue price from Re. 1-2-0 to annas 13 per maund.

**Excise.**—The year under review was one of the most important in the history of Excise administration in the Presidency. A number of changes were introduced, the most far reaching being the imposition of a direct check on consumption by rationing all country liquor shops on the basis of consumption during the year 1920-21. The strength of country spirit was reduced from 30 U.P. to 40 U.P. and several other measures were taken in pursuance of the settled policy of Government to discourage excess, minimise temptation and control the consumption of liquor among those habituated to it. Sixty-eight liquor shops were closed in the Presidency proper and 28 in Sind. The results of all these measures are to be seen in the figures of consumption as well as revenue. As compared with the previous year, the total consumption of country liquor in the Presidency proper went down by 309,000 gallons to 1,791,000 gallons or 15 per cent. The total revenue, however, amounted to 355 lakhs, compared with 303 lakhs in the previous year. The revenue from toddy rose by Rs. 4,91,000 and there was an increase, to 127 lakhs of gallons, or 28 per cent. in the consumption of toddy in the Presidency. In Sind the total revenue was Rs. 39,56,000, an increase of over Rs. 4 lakhs over the previous year. The figure for consumption per head in drams in the Bombay Presidency is 5·3 and it would appear that the drink problem is really an urban one, because while in rural areas the consumption is only 2·7 drams per head, in Bombay City it

## GENERAL SUMMARY

is 25·4 and in District Headquarters and Towns with a population of 10,000 or over it is 15·9.

While the reduction in consumption is satisfactory, the position with regard to illicit practices gives cause for some anxiety. Offences relating to liquor rose from 1,999 to 3,458 and cases of illicit importation, sale and distillation from 1,905 to 2,884 or by 51 per cent. In Sind the figures of offences relating to liquor were 102 compared with 33 in the previous year. Moreover, there is reason to believe that in some districts only a portion of the illicit practices were detected. How far this increase in crime is the result of the policy of Government and in what respects that policy requires modification is a question that will receive the serious attention of Government.

**The Co-operative Movement.**—The progress of the Co-operative Movement was affected by an unfavourable agricultural season and financial stringency in the money market, as well as by the policy of consolidation rather than immediate further extension. In consequence the increase in the number of Societies and members was less than has been usual in recent years. The increase in the Working Capital on the other hand was very satisfactory. On the 31st March, there were 3,533 Societies with 335,834 members and a working capital of Rs. 5½ crores. Compared with the year 1920, Societies have increased by 40 per cent., members by 42 per cent. and working capital by a little over 100 per cent. Progress has been most marked in Urban co-operation and especially in co-operative banking. There are now 20 central co-operative banks including the Provincial Bank with a working capital of Rs. 169 lakhs or an increase of 160 per cent. over the figures of three years ago. Urban Banks number 31 with a working capital of Rs. 112 lakhs, and non-agricultural Societies 569 with a working capital of Rs. 187 lakhs. A noticeable feature of the advance has been the increased use of cheques, 23,000 having been issued and cashed by Co-operative Banks and Societies to the value of more than 6 crores. In addition there were transactions within the Co-operative Movement in Bills of Exchange amounting to another 14,000 in all for amounts aggregating Rs. 181 lakhs. In Agricultural Societies also the use of Savings Bank deposits is becoming more

general. The most serious defect in the agricultural movement continues to be the amount of overdue loans which at the end of the year amounted to nearly Rs. 31 lakhs, or 18 per cent. of the working capital of those Societies. On the other hand, members' deposits increased to Rs. 41  $\frac{1}{2}$  lakhs and reserve funds in Agricultural Societies to over Rs. 15 lakhs. With the closer co-operation now attained with the Agricultural Department, the question of co-operative marketing has been thoroughly investigated and important steps have been taken to add to the efficiency of this branch of the movement. In spite of an extremely poor cotton crop the sale societies sold cotton amounting in all to Rs. 23·8 lakhs, that at Gadag selling cotton worth Rs. 9  $\frac{1}{2}$  lakhs or 16 per cent. of the cotton brought into the local market. A fair amount of molasses—nearly 8 lakhs—was also sold by co-operative societies and the total amount of agricultural produce sold by co-operative sale societies in the Presidency as a whole amounted to Rs. 33  $\frac{1}{2}$  lakhs during the year. The extent to which the co-operative movement in this Presidency is now controlled, supervised and guided by non-officials is the best measure of the success it has attained. The progress of the Bombay Central Co-operative Institute in particular has been most gratifying, and it is now taking a distinctly larger and more influential part in the direction of the co-operative movement in the Presidency. The finances of the Institute, however, are still insufficient for the tasks that it has to perform and larger donations from gentlemen of wealth and public spirit would be very helpful.

**Public Works.**—Over 24 lakhs were spent on new roads and additions and alterations to existing ones, while repairs to roads cost over 28 lakhs during the year. New buildings completed or under construction included the Out-patients' Department in the J. J. Hospital, the Pharmacological Laboratory at Parel, the King Edward Memorial Hospital and the Gateway of India which had reached a height of 55 feet from ground level. The Central Jail, Hindalgi, which will accommodate 700 persons, was practically completed, while Shaikh Sulla Bridge at Poona was so far completed that it was open for traffic in September 1923. Other works under construction by the Public Works Department included a scheme of development for the town of



Sholapur, the improvement of water-supply at Hyderabad (Sind) and at Sukkur and the construction of a pipe line from Karachi to Mauripur Salt Works.

On the Sukkur Barrage (Lloyd Barrage) scheme the close contouring of the whole tract commanded by the projected Barrage canals was the chief work carried out during the year. Levels were taken at close intervals over an area of about 5,500 square miles. Progress was also made in collecting and working up details necessary for preliminary work in connection with the construction of the scheme. Satisfactory progress was made on irrigation works under construction in the Deccan. The masonry dam of Lake Arthur Hill, the storage reservoir of the Pravara Canals, reached a height of 260 feet leaving a balance of 10 feet only to be completed. The canals have been excavated and it is expected that the whole scheme will be finished by the end of the year 1924. The Nira Right Bank Canal will be the largest in the Deccan. The project comprises the construction of a new masonry dam—The Lloyd Dam—which will replace the existing dam and provide a supply to the old Left Bank and the new Right Bank canals. It is hoped that the dam and the first 90 miles of the canal will be completed by the end of the year 1926. The expenditure incurred during the year on 'works' alone on the two projects in the Deccan amounted to nearly 37 lakhs.

**Development Department.**—During the year 1922-23 the work of the Directorate proceeded smoothly and, for all practical purposes, according to programme.

A detailed project estimate of the Back Bay Reclamation Scheme amounting to just over Rs. 702 lakhs was sanctioned by Government in October, and the actual expenditure up to 31st March amounted to nearly 280 lakhs. The concrete and rubble wall both at Marine Lines and at Colaba made considerable progress and at the close of the period under review had reached 3,450 feet from the Marine Lines' end and more than 3,800 feet at Colaba. Equally good progress was made at the quarries at Khandivli, where the output during the year amounted to 235,839 tons of stone and where, in addition, plant for the manufacture of moulded concrete pre-cast blocks

(to be used in the construction of storm-water drains in the reclamation area) had been nearly completed at the end of the year.

Work on the industrial housing scheme proceeded satisfactorily and 56 chawls were completed. During the year the Department definitely decided to cease building on its own account and to allot contracts to private firms. The result of the tenders was satisfactory and showed a considerable reduction on previous costs. The total number of tenements let, or ready to be let, on 31st March 1923, was 2,720.

Less progress was made with the schemes for the provision of suitable sites for the expansion of industries outside Bombay. Demands for such sites were few and the work of development of the Kurla-Kirol area consequently continued in abeyance. Several fresh enquiries for Factory sites at Ambernath were received during the year and the first three Factories were completed.

The prospects at Trombay North, East, where an area for the accommodation of offensive trades is being laid out, are satisfactory. A compact block of 170 acres has been reclaimed with the object of providing a convenient site for the tanneries to be displaced from Dharavi, and separate areas have been allotted to the Bombay Municipality for the purpose of a new slaughter-house and stables for milch-cattle. Arrangements have also been completed for industrial housing in this area, and for the construction of a Railway linking up with the G. I. P. main line at Kurla.

The most advanced of the *Suburban Schemes* intended to provide sites for residential purposes were those at Khar, Chapel Road (Bandra) and Trombay North-West and developed plots are now available for sale in each of them. Some ninety-five plots had been taken up for building purposes in the first-named scheme. In the Chapel Road Scheme over three-fourths of the area had been sold and in Trombay North-West some 3½ lakhs of square yards have been retained by the original owners under settlements effected with them. In this scheme a few model cottages have been built which demonstrate the possibilities of cheap and attractive housing for the middle and lower middle classes in this area.

## GENERAL SUMMARY

Good progress was made on the construction of the Salsette-Trombay Railway. The earthwork and masonry of the Kurla-Andheri Section was practically finished, together with the permanent way for a single track for the whole length except three-quarters of a mile at the Kurla end and 600 feet across the Mahim Creek. On the Kurla-Vadavli Section of 2 miles, 92 per cent. of the earthwork in the first mile and the whole of the earthwork in the second mile was completed by the end of the year, together with the masonry in all bridges except one ten feet opening.

The area surveyed during the year amounted to 21,495 acres or 33.5 square miles and arrangements were being made at the close of the year for printing the survey sheets.

In January 1923, Government appointed a Sanitary Committee, consisting of a Chairman and nine members, to act until the completion of the Reclamation Works, to advise as to the sanitary precautions to be taken from time to time in connection with these works.

PART II .  
CHAPTER I  
INDIAN STATES

**T**HE territories under the rule of Indian Princes and Chiefs extend over an area of 65,836 square miles, or more than one-third of the entire area of the Presidency. The variety of the relations which, under the terms of the several treaties, subsist between the British Government and the rulers of the different States and the general superintendence exercised by Government as the Paramount Power, necessitate the presence of an Agent or representative at the principal Courts. The smaller and less important States are either grouped together under the general supervision of a Political Agent, or are looked after by the Collectors of the districts within the local limits of which they may happen to be situated. The position of the Agent varies, roughly speaking, with the importance of the State. In some cases he does little more than give advice and exercise a general surveillance. In other cases Agents are invested with a direct share in the administration; while States in which the ruler is a minor are directly managed by Government Officers or under arrangements approved by Government. In connection with the administration of the two last-named classes of States, a large amount of judicial work devolves on the Governor in Council, in criminal cases as a Court of Reference and Appeal, and in civil matters as a Court of Appeal. The supervision of all the Indian States in this Presidency rests with the Government of Bombay, with the exception of that of Baroda, where the Resident Political Officer is an Agent to the Governor General.

In the following review of the administration of the Indian States in political relation with the Government of Bombay the States are arranged in groups according to their geographical position.

The States of Kathiawar and North Gujarat, forming the most important group, lie mostly to the north of the Narbada and comprise an area more than twice as large as that of all the remaining States.

The South Gujarat States, which lie to the south of the Tapti, are comparatively unimportant.

The Maratha States fall into four groups. The North and South Konkan groups lie below the ghats to the north and south of Bombay, respectively. The Deccan and Southern Maratha Country States are situated in the central and southern portions of the Bombay Deccan.

The Province of Sind contains one State. The Settlement of Aden, including Perim, directly administered by the Government of Bombay, is also included in this review.

The total area of these States is nearly 63,000 square miles; the population  $7\frac{1}{2}$  millions; and the gross revenue Rs.  $9\frac{1}{2}$  crores.

## I. NORTH GUJARAT

### I. CUTCH

*Ruling Prince*—His Highness Maharaja Dhiraj Mirza Maharao Shri Sir Khengarji Savai Bahadur, G.C.S.I., G.C.I.E., Maharao of Cutch; *Residence*—Bhuj; *Caste*—Jadeja Rajput, Hindu; *Age*—56; *Educated* privately at Bhuj; *Has male heirs*.

*Area*—7,616 square miles (exclusive of the Runn which is about 9,000 square miles); *Population (1921)*—484,547; *Gross revenue based on five years' average*—Rs. 39,10,805; *Tribute to the British Government*—Nil; *Principal articles of production*—Wheat, bajri, inferior cereals and cotton; *Manufactures*—Silver articles, coarse cotton cloth, silk stuffs, alum and saltpetre.

The rains during the year, though late, were well distributed except in the Lakhpat and Abdasa districts. The area under cotton cultivation increased by 21,802 acres and that of wheat by 144 acres. One hundred and thirty-five new wells were sunk. No locusts appeared and the prices of principal staple food grains remained normal throughout.

The total expenditure amounted to Rs. 16 $\frac{1}{2}$  lakhs, the principal items being Police Rs. 1 $\frac{1}{2}$  lakhs (the total strength of the police being 923), Prisons Rs. 10,000, Public Works Rs. 1 $\frac{1}{2}$  lakh and Medical Relief Rs.  $\frac{1}{2}$  a lakh.

## INDIAN STATES

The total number of schools was 138 with 7,826 pupils.  
The expenditure was Rs. 80,000.

### 2. KATHIAWAR

#### *First Class Ruling Princes :—*

His Highness Mahabat Khanji Rasulkhanji, Nawab of Junagadh ;  
*Residence*—Junagadh ; *Caste*—Babi Musulman ; *Age*—22 ; *Educated*—  
Mayo College, Ajmere ; *Has male heir.*

Lieutenant-Colonel (Hony.) His Highness Jam Shri Sir Ranjitsinhji  
Vibhaji, G.B.E., K.C.S.I., Maharaja of Nawanagar ; *Residence*—  
Jamnagar ; *Caste*—Jadeja Rajput, Hindu ; *Age*—51 ; *Educated*—  
Rajkumar College, Rajkot, and Cambridge University ; *Has no male heir.*

His Highness Shri Krishna Kumarsinhji Bhavsinhji, Maharaja of Bhavnagar ;  
*Residence*—Bhavnagar ; *Caste*—Gohel Rajput, Hindu ;  
*Age*—11 ; Being educated at the Rajkumar College, Rajkot.

His Highness Sir Ghanshyamsinhji Ajitsinhji, G.C.I.E., K.C.S.I.,  
Maharaja of Dhrangadhra ; *Residence*—Dhrangadhra ; *Caste*—Jhala  
Rajput, Hindu ; *Age*—34 ; *Educated*—Rajkumar College, Rajkot, and  
England ; *Has male heir.*

His Highness Rana Shri Natvarsinhji Bhavsinhji, Maharaja of Porbandar ;  
*Residence*—Porbandar ; *Caste*—Jethwa Rajput, Hindu ; *Age*—22 ;  
*Educated*—Rajkumar College, Rajkot ; *Has no male heir.*

His Highness Thakor Saheb Shri Lakhdirji Waghji of Morvi ; *Residence*—  
Morvi ; *Caste*—Jadeja Rajput, Hindu ; *Age*—46 ; *Educated* in  
England ; *Has male heir.*

His Highness Thakor Saheb Sir Bhagvatsinhji Sagramji, G.C.I.E.,  
Thakor Saheb of Gondal ; *Residence*—Gondal ; *Caste*—Jadeja Rajput,  
Hindu ; *Age*—57 ; *Educated*—Rajkumar College, Rajkot, and Univer-  
sity of Edinburgh ; *Has male heirs.*

#### *Second Class Ruling Princes :—*

Captain (Hony.) His Highness Raj Saheb Sir Amarsinhji Banesinhji,  
K.C.I.E., Raj Saheb of Wankaner ; *Residence*—Wankaner ; *Caste*—  
Jhala Rajput, Hindu ; *Age*—44 ; *Educated*—Rajkumar College, Rajkot ;  
*Has male heirs.*

Thakor Saheb Bahadursinhji Mansinhji, Thakor Saheb of Palitana ;  
*Residence*—Palitana ; *Caste*—Gohel Rajput, Hindu ; *Age*—23 ;  
*Educated*—Rajkumar College, Rajkot, and Shrewsbury School,  
England.

Thakor Saheb Daulatsinhji Harisinhji, Thakor Saheb of Dhrol ;  
*Residence*—Dhrol ; *Caste*—Jadeja Rajput, Hindu ; *Age*—58 ;  
*Educated*—Rajkumar College, Rajkot ; *Has male heir.*

Thakor Saheb Sir Daulatsinhji Jasvatsinhji, K.C.I.E., Thakor Saheb of  
Limbdī ; *Caste*—Jhala Rajput, Hindu ; *Age*—55 ; *Educated*—  
Jamnagar High School ; *Has male heirs.*

Thakor Saheb Sir Lakhajiraj Bavjiraj, K.C.I.E., Thakor Saheb of Rajkot ;  
*Residence*—Rajkot ; *Caste*—Jadeja Rajput, Hindu ; *Age*—37 ;  
*Educated*—Rajkumar College, Rajkot ; *Has male heirs.*

Thakor Saheb Shri Jorawarsinhji Jasvatsinhji, Thakor Saheb of Wadhwan ;  
*Residence*—Wadhwan ; *Caste*—Jhala Rajput, Hindu ; *Age*—23 ;  
*Educated*—Rajkumar College, Rajkot ; *Has male heirs.*

*Area*—20,882 square miles ; *Population (1921)*—2,542,535 ; *Gross revenue based on five years' average*—Over Rs. 3 crores ; *Tribute to British Government, His Highness the Gaikwar of Baroda and Junagad Zortalmi*—Rs. 10½ lakhs ; *Military force*—1,212 ; *Manufactures*—Silk, gold and silver lace, carpets, copper and brass ware, etc.

During the year under report the two-prant system has been introduced as a temporary measure, the divisions being known as Western Kathiawar States and Eastern Kathiawar States. Both these divisions consist of 187 separate States, Talukas and Estates, jurisdiction being exercised by 79 Chiefs and Talukdars. Seven States are under Government administration owing to the minority of the Chiefs.

The season was fair, the outturn of crops being 8 to 10 annas, but on account of the uneven distribution of the rainfall in some of the regions, the Pachhtar crops were much affected. The Agtar produce varied between 6 and 12 annas.

The principal items of expenditure were Police Rs. 19½ lakhs (the total strength of the States and Agency Police being 8,895), Prisons Rs. 1½ lakhs, Public Works Rs. 49 lakhs and Medical Relief Rs. 7½ lakhs.

There were 1,846 schools with 143,441 pupils. The expenditure was Rs. 19½ lakhs.

### 3. PALANPUR AGENCY

*First Class Ruling Princes* :—

His Highness Captain Sir Tale Muhammad Khan Sher Muhammad Khan, K.C.I.E., K.C.V.O., Nawab of Palanpur ; *Residence*—Palanpur ; *Caste*—Lohani Pathan, Musulman ; *Age*—40 ; *Educated* privately ; *Has male heir.*

His Highness Jalaluddin Khan, Nawab of Radhanpur ; *Residence*—Radhanpur ; *Caste*—Babi Musulman ; *Age*—34 ; *Educated* at Rajkumar College, Rajkot ; *Has no male heir.*

*Area*—6,393 square miles ; *Population (1921)*—518,566 ; *Gross revenue based on five years' average*—Rs. 27 lakhs ; *Tribute to His Highness the Gaikwar of Baroda*—Rs. 1,050 ; *Principal articles of production*—Wheat, rice, jowari, bajri, rapeseeds, mug and castor oil seeds.

## INDIAN STATES

In addition to the two First Class States of Palanpur and Radhanpur, there is one Third Class State—Tharad—and a large number of minor States and petty Talukas in the Agency. During the year the status of Wao State was raised from that of a Fifth Class to a Fourth Class State.

The season was fair, the outturn being 10 and 8 annas for the kharif and rabi crops, respectively.

The rainfall, though sufficient, was not evenly distributed.

The total expenditure amounted to over Rs. 19 lakhs, the principal items being Police Rs. 3 lakhs (the total strength of the State and Agency Police being 1,142), Prisons Rs. 25,400, Public Works Rs. 87,000 and Medical Relief Rs. 51,000.

The total number of schools was 88 with a daily attendance of 3,797 children.

### 4. MAHI KANTHA

*Principal Ruling Prince*—His Highness Maharaja Lieutenant-Colonel Sir Daulatsinhji, K.C.S.I., Maharaja of Idar; *Residence*—Himatnagar; *Caste*—Rathod Rajput, Hindu; *Age*—46; *Educated* at the Nobles' School at Jodhpur and the Mayo College at Ajmere; *Has male heir.*

*Second Class Ruling Prince*—Maharana Shri Hamirsinhji Jasvatsinhji, Maharana of Danta; *Residence*—Danta; *Caste*—Parmar Rajput, Hindu; *Age*—54; *Educated*—privately; *Has male heir.*

*Area*—3,124 square miles; *Population (1921)*—450,478; *Gross revenue based on five years' average*—Rs. 18 lakhs; *Tribute to His Highness the Gaikwar of Baroda by Idar*—Rs. 30,340; *by small States and Talukas*—Rs. 91,328; *Principal articles of production*—Wheat, gram, cotton, bajri, jowari and all common grains, marble and chalk; *Manufactures*—Dyed cloth.

In addition to the First Class State of Idar the Agency consists of the two Second Class States of Pol and Danta and 49 small States and Talukas.

General Sir Pratapsinhji, father of His Highness the Maharaja of Idar, died at Jodhpur on 4th September 1922.

As mentioned in the last year's report, the trouble among the Bhils had not subsided. There was unrest among the Bhils of Poshina, Derol and Kheroj Pettas in the Idar State and also in the Danta State. The Maharajas of Idar and Danta redressed their grievances by the grants of certain concessions



and a settlement was effected. The Bhils are now quiet and no more trouble is apprehended from them.

The season was a good one, the rainfall being sufficient. The crops were good, though frost caused some damage in some of the talukas. The outturn of the crop was 5 to 16 annas.

The total expenditure amounted to Rs. 19½ lakhs, the principal items being Police Rs. 3½ lakhs (the total strength of the Police in the Agency being 1,279); Prisons Rs. 16,000; Public Works Rs. 77,500, and Medical Relief Rs. 52,000.

The total number of schools was 154 with 9,190 pupils. The expenditure was Rs. 71,000.

### 5. REWA KANTHA

#### *First Class Ruling Prince :—*

His Highness Captain Maharana Shri Vajayasinhi Chhatrasinhji, Maharaja of Rajpipla; *Residence*—Nandod (Rajpipla); *Caste*—Gohel Rajput, Hindu; *Age*—33; *Educated*—Rajkumar College, Rajkot, and Imperial Cadet Corps, Dehra Dun; *Has male heir.*

#### *Second Class Ruling Princes :—*

Maharaval Shri Fatesinhji Motisinhji, Raja of Chhota Udepur; *Residence*—Chhota Udepur; *Caste*—Chavan Rajput, Hindu; *Age*—39; *Educated*—Rajkumar College, Rajkot; *Has male heir.*

His Highness Captain Maharaval Shri Sir Ranjitsinhji Mansinhji, K.C.S.I., Raja of Baria; *Residence*—Baria; *Caste*—Kichi-Chavan Rajput, Hindu; *Age*—37; *Educated*—Rajkumar College, Rajkot; *Has male heir.*

His Highness Maharana Shri Sir Vakhatsinhji Dalelsinhji, K.C.I.E., Raja of Lunavada; *Residence*—Lunavada; *Caste*—Solanki Rajput, Hindu; *Age*—63; *Educated*—Rajkumar College, Rajkot; *Has male heir.*

Babi Shri Jamiatkhani Manvarkhani, Nawab of Balasinor; *Residence*—Balasinor; *Caste*—Babi Pathan, Suni Musulman; *Age*—29; *Educated*—Rajkumar College, Rajkot, and Imperial Cadet Corps, Dehra Dun; *Has no heir.*

Maharana Shri Jorawarsinhji Pratapsinhji, Raja of Sant; *Residence*—Sant; *Caste*—Puwar Rajput, Hindu; *Age*—42; *Educated*—Rajkumar College, Rajkot; *Has male heir.*

*Area*—4,956 square miles; *Population (1921)*—753,299; *Gross revenue based on five years' average*—Rs. 58,93,318; *Tribute to His Highness the Gaikwar of Baroda*—Rs. 1,30,801; *Tribute to British Government*—Rs. 24,382; *Military Force*—1,277; *Principal articles of production*—Rice, wheat, bajri, jowar, cotton, maize, gram, mhowra (flower and seed) and timber; Akik (cornelian) stone in Rajpipla and Manganese in Chhota Udepur.

## INDIAN STATES

In addition to the First Class State of Rajpipla and five Second Class States, there are fourteen smaller States and eleven petty Estates.

The rainfall at Chhota Udepur and Lunavada was most opportune and well distributed. In Balasinor, want of early rains retarded the transplantation of rice crops but winter crops made up the deficit. In Sant the season was quite satisfactory, the outturn being 12 annas.

The total expenditure amounted to Rs. 63½ lakhs.

The total number of schools was 254 and the number of pupils 16,608.

### 6. CAMBAY

*Ruling Prince*—His Highness Mirza Husain Yavar Khan Saheb Bahadur ;  
*Caste*—Moghal (Shia Musulman) ; *Age*—12. (The State is under administration.)

*Area*—350 square miles ; *Population (1921)*—71,715 ; *Gross revenue based on five years' average*—Rs. 8,50,924 ; *Tribute to British Government*—Rs. 21,924 ; *Military Force*—156 ; *Principal articles of production*—Jowari, bajri, kodra, rice, wheat, cotton, pulses, oil-seeds and tobacco ; *Manufactures*—Cotton and silk cloths, carpets and articles of agate and cornelian stone.

The favourable early rains led to a large area being placed under cotton, nearly three times that of the preceding year, and a smaller area under wheat. Owing to inadequate rain at the time of transplanting paddy, the area under rice was much smaller. Good rain in September was very beneficial for wheat sowing which yielded a 12-anna crop. The rain was sufficient and seasonable for crops but was inadequate for filling up village and irrigation tanks.

The total expenditure amounted to Rs. 7½ lakhs, the principal items being Police Rs. 68,000 (the total strength of the Police being 221) ; Prisons Rs. 7,900 ; Public Works Rs. 1 lakh ; and Medical Relief Rs. 19,300.

The total number of schools was 53 with an average attendance of 3,668. The expenditure on education was Rs. 71,600. Education at all the primary schools in the Cambay State has been made free and compulsory in 24 village schools.

## II. SOUTH GUJARAT (SURAT AGENCY)

### I. DHARAMPUR, BANSDA AND SACHIN

#### *Ruling Princes :—*

Maharana Shri Vijayadevi Mohandevji, Raja of Dharampur ; *Residence—* Dharampur ; *Caste—*Sesodia Rajput, Hindu ; *Age—*39 ; *Educated—* Rajkumar College, Rajkot ; *Has male heir.*

Maharaval Shri Indrasinhji Pratapsinhji, Raja of Bansda ; *Residence—* Bansda ; *Caste—*Solanki Rajput, Hindu ; *Age—*36 ; *Educated—* Rajkumar College, Rajkot ; *Has male heir.*

His Highness Major Nawab Sidi Ibrahim Muhammad Yakut Khan Mubazarat Daula Nasrat Jang Bahadur, Nawab of Sachin ; *Residence—* Sachin ; *Caste—*Suni Musulman ; *Age—*37 ; *Educated—*Rajkumar College, Rajkot, Mayo College, Ajmer, and Imperial Cadet Corps, Dehra Dun ; *Has male heir.*

*Area—*968 square miles ; *Population (1921)—*155,312 ; *Gross revenue based on five years' average—*Rs. 23,12,138 ; *Tribute to British Government—*Rs. 9,154 ; *Principal articles of production—*Rice, nagli, gram, pulse, jowari, sugarcane, molasses ; *Manufactures—*Cotton cloth.

The three States of Dharampur, Bansda and Sachin are all Second Class States.

The season was a good one in the States of Dharampur, Bansda and Sachin.

The total expenditure was Rs. 23½ lakhs, the principal items being Police Rs. 99,500 (the total strength of the Police force being 413) ; Prisons Rs. 3,000 ; Public Works Rs. 3 lakhs ; and Medical Relief Rs. ½ a lakh.

The total number of schools was 65, the number of pupils 4,058 and the expenditure Rs. 71,000.

### 2. THE DANGS

*Area—*999 square miles ; *Population (1921)—*24,576 ; *Gross revenue based on five years' average—*Rs. 29,580.

A wild tract thickly covered with forest. The inhabitants belong almost entirely to the forest tribes, mostly Bhils. There are 14 petty Chiefs. Of these 13 are Bhils and 1 a Konkana. Four are called Rajas, 8 Naiks, 1 Pradhan and 1 Powar. Teak and other timber is the most important product. With the exception of a little rice and pulse, the crops are confined to the inferior varieties of mountain grains.

## INDIAN STATES

During the year the crops were good, though heavy rain interfered with the reaping of nagli, the outturn being 15 to 16 annas.

The principal item of expenditure was Public Works Rs. 16,000. As regards education the average number of pupils on the roll was 310 with an average attendance of 241, an improvement over previous figures.

### III. NORTH KONKAN

#### 1. JAWHAR (THANA AGENCY)

*Ruling Prince*—Raja Vikramshah Patangshah; *Caste*—Koli; *Age*—37; *Has male heir*.

*Area*—310 square miles; *Population (1921)*—49,662; *Gross revenue based on five years' average*—Rs. 5,53,357; *Tribute to British Government*—Nil; *Military Force*—Nil; *Principal articles of production*—Rice, nagli and timber.

The State is populated mostly by hill tribes such as Kolis, Varlis, Thakurs, Kathodis, etc. They are illiterate and backward and the Darbar is trying to improve their condition by the spread of education.

The season was good owing to the rainfall being sufficient everywhere.

The total expenditure amounted to Rs. 4½ lakhs, the principal items being Police Rs. 13,000 (the total strength of the police force being 70); Prisons Rs. 900; Public Works Rs. 82,000; and Medical Relief Rs. 6,600.

The total number of schools was 20 with a daily attendance of 478 children. Education is free in all these schools. The expenditure on education was Rs. 12,000.

#### 2. SURGANA (NASIK AGENCY)

*Ruling Chief*—Prataprao Shankarrao Deshmukh; *Residence*—Surgana; *Caste*—Maratha (Powar) Hindu; *Age*—42; *Educated* in the Surgana State School; *Has male heirs*.

*Area*—360 square miles; *Population (1921)*—14,838; *Gross revenue based on five years' average*—Rs. 65,598; *Tribute to British Government*—Nil; *Principal articles of production*—Rice, nagli and timber.

The State contains 61 villages of which 46 are Khalsa and 15 alienated.

The population consists chiefly of Konkani Kunbis and Kolis living in small groups of thatched and mud houses, whose chief occupation is agriculture carried on in the most primitive fashion. They are peaceful and law abiding.

The crops were fair, cattle were in good condition, fodder was ample and the water supply sufficient. The prices of grain and cloth have slightly decreased but have not reached their normal level.

The total expenditure amounted to Rs. 70,000, the principal items being Police Rs. 3,000 (the total strength of the police being 20); Prisons Rs. 340; and Medical Relief Rs. 900.

There is only one primary school at Surgana with an attendance of 23 pupils. The expenditure was Rs. 260.

A survey of the State has been started by the Land Records Department.

A Post Office was opened at Surgana during the year.

#### IV. SOUTH KONKAN

##### 1. JANJIRA (KOLABA AGENCY)

*Ruling Prince*—His Highness Nawab Sidi Muhammad Khan Sidi Ahmed Khan; *Residence*—Murud, Janjira; *Caste*—Habshi, Suni Musulman; *Age*—9; Being educated in vernacular and English under local tutors. *Area*—377 square miles; *Population (1921)*—98,530; *Gross revenue based on five years' average*—Rs. 6,70,000; *Military force*—246; *Articles of production*—Rice, nagli, cocoanut, betelnut, fish, bajri, jowari, cotton, hemp and sesamum. Jafarabad in Kathiawar is a dependency of the State and is subject to the minority administration formed for the State.

The chief event of the year was the accession of a new Nawab to the Gadi.

The season was good, the rainfall being timely and sufficient in Janjira, but in Jafarabad it was below the normal and not well distributed. The outturn of crops in Janjira was good. In Jafarabad bajri and jowari fared well but sesamum and cotton were poor, their outturn being two annas.

The total expenditure amounted to Rs. 8½ lakhs, the principal items being Police Rs. 33,000 (the total strength of the police force being 179); Prisons Rs. 2,500; Public Works Rs. 61,000; and Medical Relief Rs. 17,000.

## INDIAN STATES

The total number of schools was 77 with an average attendance of 2,709 pupils. The expenditure on education was Rs. 47,000.

There is an Anjuman-i-Islam Institution at Murud established with the object of encouraging and spreading education in the Muhammadan community. Muhammadan education is however said to have been hindered for want of trained Urdu teachers.

### 2. SAVANTVADI (BELGAUM AGENCY)

*Ruling Prince*—Captain (Hony.) His Highness Raje Bahadur Khem Savant *alias* Bapu Saheb Bhonsle, Sar Desai of Savantvadi; *Residence*—Savantvadi; *Caste*—Maratha, Hindu; *Age*—25.

*Area*—925 square miles; *Population (1921)*—206,440; *Gross revenue based on five years' average*—Rs. 6,37,736; *Military force*—Nil; *Principal articles of production*—Rice, nachni, vari and cocoanuts; *Manufactures*—Khaskhas, gold-thread and beetle-wing embroidery, horn works, toys and other lacquered ware, etc.

(The State is still under administration, but the Chief will shortly be invested with his powers.)

The most auspicious event of the year was the marriage of His Highness with the grand-daughter of His Highness the Gaikwad of Baroda.

The season was good owing to the rainfall being timely and sufficient. The outturn of rice and nachni was annas 10 and 8 respectively.

The total expenditure amounted to Rs. 7½ lakhs, the principal items being Police Rs. 69,000 (the total strength of the police force being 323), Prisons Rs. 2,600, Public Works Rs. 80,000, and Medical Relief Rs. 45,000.

The total number of schools was 138 with 10,538 pupils. The expenditure on education was Rs. 75,000.

## V. THE DECCAN

### SATARA JAGHIRS

#### (SATARA AGENCY)

*Ruling Chiefs* :—

Meherban Bhavanrao Shrinivasrao *alias* Bala Saheb, Pant Pratinidhi; *Residence*—Aundh; *Caste*—Deshastha Brahman, Hindu; *Age*—55;

*Educated*—Bombay University; *Has male heirs*.

Second-Lieutenant (Hony.) Meherban Malojirao Naik Nimbalkar;

*Residence*—Phaltan; *Caste*—Maratha, Hindu; *Age*—27; *Educated*—Rajkumar College, Rajkot; *Has male heir*.

## (POONA AGENCY)

Meherban Raghunathrao Shankarrao, Pant Sachiv; *Residence*—Bhor; *Caste*—*Deshastha* Brahman, Hindu; *Age*—45; *Educated* privately; *Has male heirs*.

## (SHOLAPUR AGENCY)

Vijayasinh Fatesinhrao Shahji Raje Bhonsle; *Residence*—Akalkot; *Caste*—Maratha, Hindu; *Age*—8; Being educated at Akalkot.

## (BIJAPUR AGENCY)

Meherban Ramrao Amritrao *alias* Aba Saheb Daphle; *Residence*—Jath; *Caste*—Maratha, Hindu; *Age*—38; *Educated*—Rajkumar College, Rajkot; *Has male heir*.

*Area*—3,301 square miles; *Population (1921)*—402,169; *Gross revenue based on five years' average*—Rs. 19,85,756; *Tribute to British Government*—Rs. 35,276; *Military force*—47.

The most noteworthy event of the year was the introduction of several administrative reforms in the Aundh State by the Chief. Captain (Hony.) Meherban Fatehsinhrao Shahaji Raje Bhonsle *alias* Bapu Saheb, Raja of Akalkot, died at Poona, during the year under review. He was succeeded by his son Vijayasinh.

At Aundh the season was favourable, at Phaltan, Bhor and Akalkot it was fair, while at Jath it was unfavourable.

The total expenditure amounted\* to Rs. 25½ lakhs, the principal items being Police Rs. 1 lakh (the total strength of the police force being 584), Prisons Rs. 19,000, Public Works Rs. 3½ lakhs, and Medical Relief Rs. 25,000.

The number of schools was 209 and the number of pupils 11,257. The expenditure on education was Rs. 1½ lakh.

## VI. KOLHAPUR AND SOUTHERN MARATHA COUNTRY STATES

### I. KOLHAPUR

*Ruling Prince*—His Highness Shri Rajaram Chhatrapati Maharaj, Maharaja of Kolhapur; *Residence*—Kolhapur; *Caste*—Kshatriya Maratha; *Age*—27; *Educated* in England and Ewing College, Allahabad.

*Area*—3,217 square miles; *Population (1921)*—833,726; *Tribute to British Government*—Nil; *Gross revenue based on five years' average*—Rs. 81,32,908; *Military force*—680; *Principal articles of production*—Jowari, rice, cotton, tobacco, sugarcane, groundnuts, etc.; *Manufactures*—Coarse cotton and woollen cloths, pottery and hardware.

## INDIAN STATES

The season was fairly satisfactory, the supply of water, fodder and food grains being sufficient in all the parts of the State. The prices of staple food grains fell, though high wages continued during the year.

The total expenditure amounted to Rs. 1 crore, the principal items being Police Rs. 92,000 (the total strength of the police force being 1,032); Prisons nearly half a lakh; Public Works Rs. 4½ lakhs; and Medical Relief Rs. 66,000.

The total number of schools was 597, the number of pupils 36,341 and the expenditure Rs. 3½ lakhs. Education in all the Primary Schools in Kolhapur proper except in the capital has been made free and compulsory.

### 2. SOUTHERN MARATHA COUNTRY STATES

Area—3,032½ square miles; Population (1921)—6,08,255; Tribute to British Government—Rs. 1,87,754; Gross revenue based on five years' average—Rs. 35,94,792.

The Southern Maratha Country States consist of the Mudhol, Sangli, Jamkhadi, Miraj (Senior), Miraj (Junior), Kurundwad (Senior), Kurundwad (Junior) and Ramdurg States. The Rulers of the first three States, who have salutes, are:—

1. *Mudhol*.—Second-Lieutenant Meherban Sir Maloji-rao Venkatrao Raje Ghorpade *alias* Nana Saheb, K.C.I.E., Raja of Mudhol.

2. *Sangli*.—Lieutenant Meherban Sir Chintamanrao Dhundirao *alias* Appa Saheb Patwardhan, K.C.I.E., Chief of Sangli.

3. *Jamkhadi*.—Captain Meherban Sir Parsharamrao Ramchandrarao *alias* Bahu Saheb Patwardhan, K.C.I.E., Chief of Jamkhadi.

The chief event of the year was the conferment of the distinction of K.C.I.E. on the Chief of Sangli.

In the early part of the monsoon the rainfall was insufficient, but the later rains saved the situation. The supply of drinking water and fodder was adequate.

The total expenditure amounted to Rs. 59½ lakhs, the principal items being Police Rs. 3½ lakhs (the total strength of the police force being 1,621); Prisons Rs. 30,000; Public Works Rs. 4½ lakhs; and Medical Relief Rs. 66,000.



The total number of schools was 442 with a daily attendance of 21,928. The expenditure on education was nearly Rs. 3 lakhs.

### 3. SAVANUR (DHARWAR AGENCY)

*Ruling Chief*—Captain Meherban Abdul Majidkhan Dilerjang Bahadur, Nawab of Savanur; *Residence*—Savanur and Dharwar; *Caste*—Pathan, Musulman; *Age*—32; *Has male heir*.

*Area*—70 square miles; *Population (1921)*—16,830; *Gross revenue based on five years' average*—Rs. 1,54,169; *Principal articles of production*—Jowari, cotton, pan leaves and butter; *Manufactures*—Coarse cloth and country blankets.

The population of the State consists chiefly of agriculturists.

The early rains were satisfactory until kharif crops began to bear corn, but later rains partially failed. Heavy rains did good to rabi crops but cotton crop was damaged to some extent.

The total expenditure amounted to Rs. 2 lakhs, the principal items being Police Rs. 9,400 (the total strength of the police force being 48); Prisons Rs. 1,000; Public Works Rs. 10,000; and Medical Relief Rs. 3,200.

The total number of schools was 15 and the expenditure Rs. 10,460.

## VII. SIND

### KHAIRPUR

*Ruling Chief*—His Highness Mir Ali Nawaz Khan Talpur; *Residence*—Kot-Diji; *Caste*—Talpur, Baluch, Musulman; *Age*—39; *Educated*—Aitchison Chiefs' College, Lahore.

*Area*—6,050 square miles; *Population (1921)*—193,152; *Gross revenue based on five years' average*—Rs. 24,75,298, *Military force according to the reorganisation scheme*—303; *Principal articles of production*—Fuller's earth, carbonate of soda, cotton, wool, ghee, hides, tobacco and indigo; *Manufactures*—Cloth, leather, ivory work, metal work, cutlery, cotton, silk and woollen works, lacquered wood work, glazed pottery work and carpets.

The season was fair. The total area under cultivation was 200,500 acres.

The total expenditure amounted to Rs. 31 lakhs, the principal items being Police Rs. 71,000 (the total strength of the police force being 301); Prisons Rs. 17,000; Public Works over three lakhs; and Medical Relief Rs. 44,000.

## INDIAN STATES

The total number of schools was 138, with an average daily attendance of 4,753.

### VIII. ADEN

*Area (including Perim)—80 square miles; Population (1921)—56,500; Gross revenue based on five years' average—Rs. 2,06,60,956.*

The Political Resident at Aden administers the Settlement of Aden and the Island of Perim.

The Settlement of Aden comprises the following divisions : (1) The Peninsula and Isthmus or Aden proper, (2) Sheikh Othman, and (3) Little Aden.

Major-General T. E. Scott, C.B., C.I.E., D.S.O., held charge of the Residency and during his absence Major C. C. J. Barrett, C.S.I., C.I.E., acted as Resident from 7th July to 5th November 1922.

The total expenditure amounted to Rs. 1½ crore, the principal items being Police nearly two lakhs; Prisons Rs. 27,000; and Public Works Rs. 1 lakh.

The total number of Government schools was 5 and the number of pupils 570. The number of private schools was 37 and the number of pupils 1,896. The total expenditure on education was Rs. 15,700.

### CONDITION OF THE PEOPLE

The year was on the whole favourable, the rainfall being timely and sufficient. The fodder and water supply was adequate, agricultural stock sufficient and the outturn of crops satisfactory. Prices of food grains fell on account of the favourable season. There was no serious epidemic during the year and the health of the people was generally good.

## CHAPTER II

### ADMINISTRATION OF THE LAND

#### LAND RECORDS

**T**HE functions of the Land Records Department are to provide statistics necessary for sound administration in all matters connected with the land, to reduce, simplify and cheapen litigation in the Revenue and Civil Courts, to provide a Record of Rights for the protection of all who hold interests in land and lastly to simplify and cheapen periodical settlement operations.

The Land Records staff consists of a Director of Land Records, who is also Settlement Commissioner, four Superintendents of Land Records, District Inspectors and Circle Inspectors. The function of the Director of Land Records has been limited to inspection and advice, and he has been expressly excluded from control over the district establishments, which are subordinated to the Collectors.

A complete record of rights and interests in lands has been prepared for all unalienated villages throughout the Presidency and steps are being taken to prepare it for alienated villages also. The record has proved of very great value to the land revenue administration and to the public at large who were not slow in realising its importance as an authentic record of their titles.

City surveys form an important part of land records. Such surveys have now been introduced in Bombay City and in most of the important cities and towns in the Presidency. The progress of this work is being maintained. Suitable arrangements have also been made for the maintenance of city survey records after completion. In Bombay a special office, *viz.*, the Bombay City Survey and Land Records Office, does this work under the control of the Collector of Bombay.

On account of the close connection which necessarily exists between the record of rights and the deed registration which is the business of the Registration Department, the offices of the Director of Land Records and Inspector General of Registration

## REVENUE SURVEYS

are placed under the control of one officer who holds both appointments. This officer also exercises general control over the work of the Photozincographic Press at Poona. | .

## REVENUE SURVEYS

The following extract from a Government Resolution reviewing the last progress report of the Survey Commissioner in 1901 shows the nature and importance of the survey and the principles upon which Land Revenue assessment is based —

“ The value of the services rendered to the State by the Survey Department can hardly be exaggerated. At the time when the existing system was introduced, that is to say, about 60 years ago, Government were still confronted with the formidable problem of settling upon an equitable and workable basis the revenue demand for a vast number of small holdings. Several modes of settlement, based on pre-existing practice, had been tried ; some of them, such as the Pringle settlement, had disastrously failed. Out of the prevailing confusion the principles of the existing system of survey settlement were evolved by the genius of Messrs. Wingate and Goldsmid, the authors of the celebrated Joint Report. Upon the principles laid down in that report has been founded a system of land tenure and assessment admirably adapted to the requirements of the widely varying conditions of the different parts of the Presidency. Under the system of measurement and classification by subordinate agency, subject to the test of technically trained and skilled supervising officers, methods were employed by which the area of every one of these small holdings could be measured, and the relative productive capacity of the soil estimated with scientific accuracy. By the system of grouping the relative economic and climatic advantages of different tracts were duly taken into account. In this manner the equitable distribution of the assessment was secured. The rates charged at the original settlement per acre of land occupied were in many instances extraordinarily low as compared with those previously levied.

“ But as anticipated by the framers of the system the effect of the fixed tenure and of a certain and moderate assessment was

at once seen in a rapid expansion of cultivation, which even at the low rates of assessment sanctioned yielded a large increase of revenue. The extensive areas of waste land existing at the time when the system was introduced have been employed largely for the growth of crops valuable for export purposes. Despite the check occasioned by many bad seasons and several disastrous famines and notwithstanding the heavy burden of indebtedness with which the agricultural population was saddled from the first, the value of land and the prosperity of the country, and with them the revenue have steadily increased. When the first leases of 30 years expired, it was found possible to increase the assessment by very substantial amounts; but the enhancements have with rare exceptions been borne without difficulty.

“ The Survey Department has cost the State from first to last many lakhs of rupees. But the outlay has been repaid over and over again. One peculiar merit of the system deserves mention. By the division of the whole culturable area into what may be called units of assessment, the extension of cultivation was made to carry with it an increase of revenue, while the revenue payer was placed in a position to ease his burden by giving up the occupation of lands unprofitable to him. The extensions of cultivation which have occurred have thus been profitable to the State no less than to the individual; whereas under a zemindari or kindred system, the State would have gained nothing however much cultivation had extended throughout the whole of 30 years' leases.

“ But it has not been only as a revenue producing instrument that the Survey Department has proved its usefulness. The system to which the valuation of soils has been reduced is in many respects unique, and has resulted in a record of that valuation complete for innumerable small parcels of land. Probably no other province or country is possessed of any similar record. Its chief and immediate value for administrative purposes is that it enables field operations to be entirely dispensed with in all future settlements. The change of assessment can be decided for a whole tract on a review of its economic conditions and revenue history and the people are saved from all the uncertainty and harassment consequent upon enquiry

#### THE RECORD OF RIGHTS

into the circumstances of individual holdings. The greatest credit attaches to the founders of this system, which has stood the test of experience and practical application in the most satisfactory manner. Developments have been introduced, but in no particular have the principles, and in very few have even the individual rules and directions laid down in the Joint Report been widely departed from."

Comparative valuations in the fertility of soils were expressed for convenience of handlings in parts of a rupee, 16 annas representing the valuation of a perfect field, from which deductions were made for faults, such as slope or irregularity of surface, excess of lime or moisture, or inferiority in the character or depth of the soil. This at least was the arrangement introduced under the joint rules. As time went on, experience showed the advisability of making allowances for advantages by making additions to the scale which carried the maximum above 16 annas. An example of this is the advantage that may be derived by land by the deposit on it of fine silt owing to flooding or from proximity to a stream on the bank of which a well can be dug from which the land can be irrigated.

#### THE RECORD OF RIGHTS

Two important improvements which have in recent years been introduced into the revenue administration of this Presidency may be described. The first is the **Record of Rights**. The Record prepared by the Survey Department was necessarily a fiscal record, the object of which was to show from whom the assessment was due and what that assessment was. It was not a record of rights or title. In course of time it was found that a Record of Rights based on possession, if not on title, was indispensable for the needs of the administration, more especially because the occupants in this Presidency, unlike tenants elsewhere, to whom in status they correspond, had an unrestricted right of transfer. The necessity of having such a record was pressed upon this Government by the Government of India and after a great deal of discussion regarding its suitability to this Presidency it was resolved in 1901 to prepare an initial record designed to show in accurate detail exactly how the land

was held, because the revenue records gave only partial and in some respects misleading information on the point. The record was intended to show every right from that of a registered occupant to an annual tenant-at-will.

The experiment so started in selected talukas was found to be successful, showing as it did that the preparation of a record was possible and would be welcomed by the people. With a view to give a legal character to the record, to compel persons acquiring new rights to give information of it to the revenue authorities, and to require the Civil Courts to insist on the production of extracts from the Record in civil suits tried by them which relate to land, Act IV of 1903 was passed. This Act requires that a complete initial record showing all varieties of right in the land should be prepared by the Village Accountants, examined and checked by the officers of the Revenue and Land Records Departments and announced to the ryot. Provision has been made in the Act and the Rules under it that the Record after its completion and announcement should be accurately maintained by what is called the Mutation Register. The Record has now been prepared in all Government villages and some alienated villages of the Presidency, and is being maintained and kept up to date by Mutation Registers. Its preparation has placed at our disposal a large amount of important information regarding the various rights in land and the profits of cultivation, and has proved extremely useful. The whole system of village accounts is now based on the Record of Rights.

#### REMISSIONS OF REVENUE

The second important feature that has been imported into the revenue system of this Presidency is a regular system of suspensions and remissions of land revenue when the crops fall below a certain standard or when the water-supply on the irrigated lands fails. The assessment fixed under Survey Settlement is a fixed demand and represents the revenue payable on an average in a series of years, the original idea being that on an average the rayat saves in a good year sufficient to enable him to pay the assessment without borrowing in a bad year. Experience, however, showed that among the smaller

## SYSTEM OF LAND TENURE

landholders and in tracts subject to frequent vicissitudes of the season this idea was fallacious, and in 1906-07 a regular system of suspensions and remissions was introduced. The system authorises the Collector, when he has ascertained by local enquiries that, owing to a partial or total failure or destruction of crops throughout any tract, suspension of the collection of land revenue is necessary, to grant suspensions according to a scale to all occupants, agriculturists and non-agriculturists alike, without enquiry into the circumstances of individuals. As regards remissions, the grant of them depends on the character of three seasons following that in which the assessment is suspended. Ordinarily suspended arrears which are more than three years old are to be remitted by the Collector. The remissions are to be granted to occupants cultivating their own holdings and also to non-cultivating occupants, provided that when land is cultivated by tenants, corresponding remission is granted by the superior holder or landlord to the inferior holder or tenant.

## SYSTEM OF LAND TENURE

In the Bombay Presidency outside Sind the land revenue system is with few exceptions *ryotwari*, *i.e.*, a system of settlement with the rayats, or cultivators of small holdings whose revenue payments are fixed after careful measurement and classification of the land in their possession. The maximum and usual term of settlement is thirty years.

At the conclusion of the term of settlement the land revenue payable is liable to revision ; but the holder has the right of occupancy in perpetuity provided he pays the assessment as revised from time to time ; and this right is heritable and transferable. This is known as the full survey tenure and is that on which land is ordinarily held. The position of the occupant is thus more secure than it was before the advent of the British Government. In earlier times, it is true, the hereditary occupant or mirasdar held land on terms which precluded its forfeiture on failure to pay the revenue demand unless he absented himself for a term of over thirty years. But on the other hand he was liable to extra and arbitrary impositions and was responsible for the default of neighbouring mirasdars, while his lien



on the land was also conditional on his reimbursing all arrears due and expenses incurred during default.

Moreover, before the days of the British Government land would not sell for more than two or three years' purchase and could not be mortgaged for more than half the gross yearly produce, whereas to-day the price realised for land varies from twenty-five to 100 or more times the assessment.

It should be noted, too, that it is laid down in the Land Revenue Code that "In revising assessments of land revenue regard shall be had to the value of land and, in the case of land used for the purposes of agriculture, to the profits of agriculture; provided that if any improvement has been effected in any land during the currency of any previous settlement.....by or at the cost of the holder thereof, increase in the value of such land, or in the profit of cultivating the same due to the said improvement, shall not be taken into account in fixing the revised assessment.

A modification of the full survey tenure is known as the restricted tenure, which was introduced in 1901 and enables the Collector to grant the occupancy of land subject to the condition that the occupant must not alienate it without his permission.

**Sind.**—In Sind the ordinary tenure is the full survey tenure already described. The assessment is fixed by the method of "irrigational settlement" where assessment is based entirely on the mode of irrigation adopted which varies in different talukas and in different groups of villages. This has the merit of leaving it to the farmer to choose the best method of irrigation, season by season, according to the height of the river and the water-supply available. Under this system also the occupants are liable for the full assessment on each survey number when cultivated but the size of the numbers has been reduced so as to render it possible for each number to be cultivated with one pair of bullocks. The occupants are also permitted to retain their rights over all their lands when lying fallow but to prevent abuse of a privilege an assessment is charged at least once in five years. Practically assessment is now levied on cultivation only to the great benefit of the zamindars and of the revenue.

There are 55 talukas at present under Irrigational Settlements. In the desert of Thar Parkar (4 talukas) and in the extensive hilly tract of Karachi District adjoining Baluchistan special arrangements exist for levying a very light assessment, no fixed settlement having been made.

There are few tenant rights in existence in Sind. The smaller zamindars cultivate for themselves and the larger through yearly tenants who almost always pay the superior a proportion of the crop in cash for the privilege of cultivating, the zamindar being responsible for the assessment. The share paid varies from a quarter to a half according to the difficulty and expense of cultivating. The practice of leasing land on cash rent is slowly growing.

In the province of Sind Government have decided that the period of settlement should normally be twenty years except in areas where important projects are under consideration or which are particularly exposed to the vagaries of the river.

#### THE GUJARAT TALUKDARS ACT

In 1862 an Act was passed by the Government of Bombay for the amelioration of the condition of Talukdars in the Ahmedabad District and for their relief from debt. Under this Act Government can take over the management of the estate of any Talukdar whose debts or liabilities are equal to five times the average annual income derived by the Talukdar from his estates during the previous five years. The management of such estates is not to extend beyond the period of twenty years, and at the expiration of this period all debts to Government are to be considered as settled. Each Collector in Gujarat manages the talukdari estates in his district. While under management, steps are taken for the liquidation of the debts. Close attention is also devoted to the education of talukdars' children, and special schools and hostels have been established for the sons of the upper class talukdars.

In all there are 113 Talukdari estates in Ahmedabad district managed by the Collector and the Talukdari Settlement Officer.

The revenue demand including past arrears was Rs. 6½ lakhs, out of which Rs. 4½ lakhs were recovered.

The total rent of the estates under management including arrears of past years was Rs. 3½ lakhs, out of which Rs. 2½ lakhs were collected and Rs. 17,000 written off.

Fifteen Kumars were receiving education at the Talukdari Hostel at Dhandhuka at the end of the year.

Efforts are being made to withdraw management from many more estates and to ensure that Talukdars have the same facilities for credit as other landowners.

#### SIND INCUMBERED ESTATES ACT

The Sind Incumbered Estates Act, of 1881, was passed by the Government of India in order to amend the law providing for the relief of Jagirdars and Zamindars in Sind and this Act was further amended in 1896. The management of such estates in Sind is undertaken upon an application by the landholders and a Special Officer designated "Manager, Sind Incumbered Estates" has been appointed to supervise the management of these estates under the control of the Commissioner in Sind. During the last six years there has been a steady decrease in the number of estates under management, the number in 1920-21 being 143 against 278 in 1911-12 and 292 in 1915-16. The estates are leased to outsiders or to estate owners, but generally to the owners whenever this is possible.

There were 125 estates under the Manager, Incumbered Estates in Sind, at the commencement of the year. Eleven new estates were taken under management and 17 were released, leaving 119 under management at the close of the year. The revenue was Rs. 7 lakhs.

#### THE COURT OF WARDS ACT

The Bombay Court of Wards Act was passed in 1905. Under this Act the Commissioners of Divisions are the Courts of Wards for the limits of their Divisions. With the sanction of Government, they assume superintendence of estates of landholders who on account of minority or physical or mental defect or infirmity are not qualified to manage the property and also on application by the landholders of estates that are heavily indebted. Suitable arrangements are also made for the education of minor wards.

## ROUTINE MEASUREMENT WORK

### DEPARTMENT OF LAND RECORDS

The main function of the Department is to maintain all survey and classification records up-to-date, and for this purpose to carry out the necessary field operations preliminary to incorporating changes in these records. It has further to organise and carry out rural and city surveys on an extensive scale and maintain them in a state of usefulness. Special surveys for private individuals or bodies such as relate to Inam villages, etc., and surveys on behalf of other departments of Government are also frequently undertaken. The supervision of the preparation and maintenance of the Record of Rights, and the periodical inspections of boundary marks also fall within its scope.

Owing to continued financial stringency the usual field party grants were withheld during the financial year 1922-23, and the permanent men of these parties had to be detailed on Pôt-hissa, city survey, and other works paid for by fees.

### ROUTINE MEASUREMENT WORK

**Northern Division.**—Seventeen cadastral and 6 district surveyors were employed throughout the year. They measured 10,704 new hissass and 1,425 survey numbers on private application and 809 survey numbers belonging to Government. The total cost of the establishment was Rs. 15,000 and the fees earned including Government work were Rs. 18,000.

**Central Division.**—Forty-five cadastral and 7 district surveyors were employed throughout the year. They measured 15,355 new hissass and 6,409 survey numbers on private application and 884 hissass and 3,298 survey numbers belonging to Government. The total cost of the establishment was Rs. 46,645 and the fees earned including Government work amounted to Rs. 39,000.

**Southern Division.**—Twenty-three permanent and 25 temporary cadastral and 6 district surveyors were employed throughout the year. They measured 18,983 new hissass and 4,135 survey numbers on private application and 460 hissass and 2,788 survey numbers belonging to Government. The total cost of the establishment was Rs. 43,680 and the fees earned including Government work were Rs. 38,242.

During the past few years the work of measuring newly formed sub-divisions of survey numbers throughout the Presidency and of calculating the assessment on each of them has been in progress. The work has been completed in Gujarat and Thana and Ahmednagar Districts. It is in progress in other places and will take about three or four years more to complete.

These important measurements of the internal holdings in lump survey numbers are carried out by expert parties working under the vigilant supervision of able and competent officers. The results are much appreciated by the mass of small landholders whose rights of tenures would be otherwise inextricably confused. The Department has now made nearly  $5\frac{1}{2}$  millions of these surveys in the Presidency proper.

**Sind.**—The work of Hyderabad re-survey was completed during the year. In all 19,508 properties were measured and enquiry made in respect of 18,894 properties.

The town survey work of Larkana has been commenced.

The total cost of the Land Records Department during the year amounted to just under a lakh of rupees.

#### REVENUE SURVEYS

All important **revenue survey work** is done by the field parties; it is either (a) work done at the cost of Government, or (b) paid work, of which the cost is recoverable. Government work had everywhere to be suspended on account of financial stringency.

**Northern Division.**—Some important surveys were carried out during the year, viz., the completion of the survey of the Salun-Dakore road (Kaira) for the Public Works Department, the survey of the Rentlav-Palasna road (Surat) undertaken on behalf of the District Local Boards and of Piraman-Kapodra road (Broach), and the survey of lands acquired for new Kashela bridges and their approaches on the Tansa Main Quadrupling Line (Thana) for the Bombay municipality.

**Central Division.**—The principal surveys carried out during the year were (1) the surveys of the Inam village in the Poona District for settlement purposes and of five Inam villages

## CITY SURVEYS

in the Satara District for Record of Rights purposes, and the survey of three villages in the Surgana State done for the Deshmukh of Surgana. Two joint surveys for Provincial road purposes were also undertaken, one of the Karmala-Jeur road, and the other of the Ule-Kasegaon road, both in the Sholapur District.

**Southern Division.**—The survey of 16 out of 23 villages of the Here Jaghir was completed during the year. In three other villages it is in progress. The Shirsangi Desgat Survey was resumed and the work in six villages has been completed. Survey for the introduction of settlement which was in progress last year in Apte, Koral and Punade of the Biwalkar Jaghir and of Inam villages of Khar, Naringi, Kurkumbi and Vat has been completed.

## CITY SURVEYS

**Northern Division.**—City surveys of Ankleshwar, Murbad, Shahapur, Dohad and Dahanu and revision of Broach city survey and survey of the town of Cambay were completed.

The city survey of Ahmedabad which is nearly finished has dealt with nearly 75,000 properties at a total cost of about Rs. 1,32,000. It should be noted that when Ahmedabad then a small city was surveyed about 1875, it cost over Rs. 3,75,000. This big saving is the result of a trained staff and the far more perfectly organised and codified method of working. Next in importance is the Surat city survey, comprising about 40,000 properties and now in progress. Thirteen city surveys are under regular maintenance.

**Central Division.**—During the year survey of the cities of Karad, Erandol, Nandurbar and Sangamner have been completed and that of Dharangaon, Chopda, Nawapur, Wai and Panchgani are in progress.

Seventeen city surveys in all are under regular maintenance.

**Southern Division.**—The city survey of Bijapur was completed during the year. The Hubli revision survey and the survey of the towns of Panwel, Uran and Nargund were in progress.

Eleven city surveys have come under regular maintenance.

## REVISION SETTLEMENTS

Government passed orders on the proposals for the revision settlement of Dholka and South Daskroi in Ahmedabad, Pachora Taluka including Bhadgaon peta of East Khandesh, Karjat and Sangamner Talukas and Jamkhed Mahal of Ahmednagar, Sangola and Pandharpur Talukas of Sholapur and Panwel Taluka and Uran peta of Kolaba District.

Orders were also issued settling the Inam villages of Karjat (South Daskroi), Yeoti (Shrigonda), Peth (Khed-Poona), Shiravali (Bhimthadi), Tigni-bidri (Bijapur) and Hallur and Chondi (Muddebihal).

These revision settlements are being viewed by the general public with a depth of interest rarely evinced in pre-reform days.

## WASTE LANDS

The following table shows the area under cultivation in the Province :—

		1922-23		
		(In thousands of acres)		
District.		Total Culturable area.	Occupied.	Balance Culturable Waste.
Northern Division	..	4,861	4,430	431
Central Division	..	14,362	13,950	412
Southern Division	..	7,832	7,589	243
Sind	..	14,563	8,164	6,389
Bombay Division	Suburban	..	31	25
		..	31	5
Total		..	41,649	34,158
				7,480

These figures show but a trifling variation over those of last year.

## CHAPTER III

### LAW AND JUSTICE

**T**HE passing of the Government of India Act of 1919 and the inauguration of the Reforms radically changed the Procedure with regard to legislation. The power of making laws "for the peace and good government of the Bombay Presidency" is still vested in the Legislative Council of the Governor of Bombay. But that body, as now constituted, is very different, both in its composition and its powers from the old Council, which consisted of 47 members, of whom only 21 were elected, not as now directly but by local bodies or by special classes.

It now consists of 111 members. The four Members of the Executive Council are *ex-officio* members, and of the remaining 107, 86 are elected and 21 nominated. Of the nominated members not more than 18 may be officials, but the present number of officials is 13 only. The elected members are elected as follows :—

	Members.
<b>General constituencies—</b>	
Mahomedan Rural .. .. .	22
Mahomedan Urban . . . . .	5
Non-Mahomedan Rural . . . . .	35
Non-Mahomedan Urban .. . . .	11
European .. .. .	2
<b>Special constituencies—</b>	
Land-holders .. .. .	3
Commerce and Industry .. . . .	7
Bombay University .. .. .	1
<b>Total ..</b>	<b>86</b>

Of the members of the non-Mahomedan constituencies 7 must be Marathas.



All British subjects of either sex who are over the age of 21 years and possess the necessary property qualification are, subject to certain minor exceptions, entitled to vote in general constituencies. The Government of Bombay has also power to permit subjects of Indian States to be enrolled as electors. The property qualification is fixed by Rules under the Government of India Act and is based, in the case of land, upon the amount of land revenue, and in the case of houses upon the annual rental; in each case tenants as well as landlords are qualified to vote. Besides these all income-tax payers and all retired soldiers of His Majesty's regular forces are enfranchised by the same Rules. A general election ordinarily takes place every three years. Before taking his seat every member must take an oath or affirmation of his allegiance to the Crown.

**Legislative.**—The extent of the power of the Council to make laws is defined by section 80A of the Government of India Act. Generally it may make laws for the peace and good government of the territories constituting the Presidency of Bombay, but certain bills cannot be introduced without the previous sanction of the Governor General. The most important of these are :—

(a) Bills imposing new taxes, except certain taxes specified in Rules made under the Act, such as taxes on non-agricultural land and on amusements, succession duties and judicial stamp duties.

(b) Bills affecting the public debt of India or any taxes the proceeds of which go to the Government of India.

(c) Bills affecting the navy, army or air force.

(d) Bills affecting the relations of Government with foreign princes or states.

(e) Bills affecting or regulating a "central" subject.

Central subjects are subjects of vital importance or subjects on which it is desirable that policy should be uniform throughout India. Some of the most important are external relations, defence of India, shipping, railways, posts and telegraphs, currency, civil and criminal law, commerce, all sources of all-India revenue and the all-India services. Again under section 80-C of the Government of India Act a bill affecting the public

## THE BUDGET

revenue of the province of Bombay, or imposing any charge upon it, cannot be introduced without the previous sanction of the Governor.

## THE BUDGET

The annual Budget is presented to the Council during February. Previous to presentation it has been examined by the Finance Committee of the Council. This committee, which consists at present of 12 elected members, 4 nominated members and the Members of the Executive Council and Ministers, is not statutory but is constituted annually by motion made in the Council. The elected members are elected by the Council immediately after the motion is carried and its functions are advisory only.

The Budget is divided into voted and non-voted items. All items under the following heads are, under section 72-D of the Government of India Act, non-voted :

(i) contributions payable by the local government to the Governor-General in Council ;

(ii) interest and sinking fund charges on loans ;

(iii) expenditure of which the amount is prescribed by or under any law ;

(iv) salaries and pensions of persons appointed by or with the approval of His Majesty or by the Secretary of State in Council ; and

(v) salaries of judges of the High Court of the province and of the Advocate-General.

All other items are voted. But if the Governor certifies that any demand relating to a reserved subject, which has been either reduced or refused by vote of the Council, is essential to the discharge of his responsibility for that subject the reduction or refusal of the Council becomes void.

By Rule 32 of the Rules of the Legislative Council a Committee of Public Accounts is constituted to deal with the audit and appropriation accounts of the province. The committee consists of 12 members of whom 8 are elected by the non-official members of the Council, and the remainder nominated. The Finance Member is *ex-officio* chairman.

## RESOLUTIONS AND QUESTIONS

After non-official bills and motions to amend Standing Orders have been disposed of, any member may during the remaining time allotted to non-official business move a resolution on a matter of public interest. Fifteen clear days' notice of such resolution must be given.

Every resolution must be in the form of a recommendation to Government. The Governor may disallow a resolution on the ground that it cannot be moved without detriment to the public interest or that it is not primarily the concern of the local Government.

No resolution may be moved on any matter which affects the relations of Government with any foreign or Native State, or relates to the internal administration of any Native State, or is *sub-judice*.

Questions for the purpose of obtaining information on a matter of public concern may be asked provided that notice of the question is given 10 clear days before the Session. A question may be disallowed on any of the grounds on which a resolution on the subject might have been disallowed, and also on certain other grounds of which the most important are that it must not contain a suggestion for particular action, nor ask for an opinion.

## COURSE OF LEGISLATION

**Acts passed.**—In the period between 1st of April 1922 and the 31st March 1923, twenty Acts were passed by the Legislative Council of the Governor of Bombay and, having received the assent of Their Excellencies the Governor and the Governor General, became law.

The Acts were as follows :—

- (1) Act No. I of 1922 (An Act further to amend the Court-fees Act, 1870) raised the court-fees in certain cases.
- (2) Act No. II of 1922 (An Act further to amend the Indian Stamp Act, 1899) enhanced certain stamp fees.
- (3) Act No. III of 1922 (An Act to repeal the Bombay Cotton Contracts Control (War Provisions) Act, 1919).

(4) Act No. IV of 1922 (The Mahul Creek Extinguishment of Rights Act). The trustees of the Port of Bombay had in contemplation the laying of new oil pipe line to the oil pier of Trombay. For the proper laying and protection of the pipe line it was necessary to keep permanently closed the Port Trust Railway draw-bridge which spans Mahul Creek and to carry the pipe thereover. This involved the closing of the creek to navigation. This Act was therefore passed with the object of extinguishing all tidal rights and rights of navigation and to provide for the determination of claims to compensation for damage caused by the compulsory extinction of rights.

(5) Act No. V of 1922 (An Act further to amend the Bombay Prevention of Gambling Act, 1887) was passed with the object of suppressing "bucketshops" by bringing within the scope of gambling any transaction by which a person employed another or engaged for another to bet or wager whether on the totalizator or otherwise, previous legislation having been found ineffective.

(6) Act No. VI of 1922 (An Act further to amend the City of Bombay Municipal Act, 1888) contained, among other provisions, one for popularising the constitution and widening the franchise and the other for the removal of the sex bar.

(7) Act No. VII of 1922 (An Act further to amend the Karachi Vaccination Act, 1879) transferred the control of vaccination and registration of births and deaths from Government to the Municipality of Karachi.

(8) Act No. VIII of 1922 (An Act further to amend the Matadars Act, 1887) made it clear that for a valid election under the Act, a majority of those Matadars only, who are not disqualified from voting under section 30 (2) of the Matadars Act, is needed.

(9) Act No. IX of 1922 (An Act further to amend the Aden Port Trust Act, 1888) empowered the General Officer Commanding Aden Brigade to appoint as his representative on the Board of Trustees of the Aden Port Trust whichever officer he considered best suited for the purpose in place of the Deputy Quarter Master General, Aden Brigade, who was one of the *ex-officio* trustees of the Board, but whose post was abolished owing to the re-organisation of the military staff.

(10) Act No. X of 1922 (An Act further to amend the Bombay Salt Act, 1890). This was enacted with the object of (i) removing the difficulties which were experienced by the desertion of employees in the Salt Department especially in the Northern Frontier where a large number of Bhils were employed; and (ii) subjecting the employees of the Salt Department to the same penalties for failure to perform their duties, as the employees of the Abkari Department.

(11) Act No. XI of 1922 (An Act to amend the Identification of Prisoners Act, 1920) was passed so as to apply the provisions of the Identification of Prisoners Act, 1920, closely to the City of Bombay.

(12) Act No. XII of 1922 (An Act further to amend the Prince of Wales Museum Act, 1909) *inter alia* empowered the Board to lend, exchange, sell or destroy articles in collections, and to keep collections not belonging to them and to raise a loan with a sinking fund extending over a longer period than the term of the loan.

(13) Act No. XIII of 1922 (An Act further to amend the Prevention of Cruelty to Animals Act, 1890) enabled the infirmary to recover from the owner of the animal the amount by which the cost of its treatment exceeded the amount recovered by its sale.

(14) Act No. XIV of 1922 (An Act to provide for the regulation and control of transactions in cotton in Bombay) conferred upon the East India Cotton Association the statutory powers possessed by the Bombay Cotton Contracts Board for the regulation of the cotton trade and sanctioned the administrative machinery contained in the Association's Articles of Association.

(15) Act No. I of 1923 (An Act to impose duty in respect of admission to entertainments in the Presidency of Bombay).

(16) Act No. II of 1923 (An Act further to amend the Opium Act, 1878) empowered Excise officers not below the rank of Inspector and Customs officers not below the rank of Preventive Officer to grant bail to persons charged with offences under the Opium Act, 1878, and to conduct the various stages of the preliminary investigation of such cases.

(17) Act No. III of 1923 (An Act further to amend the Bombay Rent (War Restrictions) Act, 1918, and the Bombay Rent (War Restrictions No. 2) Act, 1918) was passed mainly with the objects of (i) continuing for one year more the two Bombay Rent Acts; and (ii) putting a stop to the practice of subletting.

(18) Act No. IV of 1923 (An Act to provide for compulsory elementary education and to make better provision for the management and control of primary education in the Bombay Presidency). This Act, the Bombay Primary Education Act, 1923, carried out the recommendations of the committee appointed to consider the question of compulsory education. It provided the machinery necessary for the working of a scheme of compulsory elementary education by a local authority and made improved arrangements for the supply of primary education.

(19) Act No. V of 1923 (An Act further to amend the Bombay Port Trust Act, 1879) re-arranged the constitution of the Board of Trustees for the Port of Bombay and increased the number of trustees from 17 to 21 in order to secure adequate Indian representation on the Board. It gave three new seats to Indians, thus increasing the number of Indians on the Board from five to eight and made these seats elective. It also empowered the Chairman of the Bombay Port Trust to delegate his powers to Heads of Departments in the matter of questions relating to the service, pay, privileges and allowances of officers and servants of the Board.

(20) Act No. VI of 1923 (An Act to consolidate and amend the law relating to Local Boards). This Act repealed the Local Boards Act and re-enacted its provisions with numerous alterations and additions. It also repealed the Sind Local Funds Act, 1865, and the Bombay Local Funds Act, 1869, and embodied the provisions of those Acts into one Act as it was more convenient that all Acts relating to local funds and local boards should be consolidated.

**Bills.**—Five other Bills were introduced during the year, but were not passed into law during the period under review.

**The Budget.**—The Budget was presented to the Council on 19th February 1923 and 12 days were allotted for discussion of voting of demands for grants. The total demands were reduced by Rs. 6,91,620 by vote of the Council. There were 8 divisions of which 2 were carried against Government.

**Resolutions.**—Thirty resolutions were moved during the period under report. Of these 10 were carried; 5 were negatived; 14 were withdrawn; and 1 ruled out of order in the Council after discussion.

The resolutions which were carried recommended to Government :—

(1) "To take steps, as early as possible, to accord to all 'political prisoners', 'a treatment similar to that given to political prisoners or first class misdemeanants in England'." Moved by Sardar V. N. Mutalik.

(2) "To introduce a larger element of Indians in the responsible posts of inspectors, superintendents and other high posts of the City Police of Bombay." Moved by Mr. I. S. Haji and amended by Mr. J. B. Petit.

(3) "The desirability of making the Jail Manual and other departmental manuals available to the general public for purchase at reasonable rates." Moved by Mr. C. M. Gandhi.

(4) "That a committee consisting of two representatives of each of the following interests, namely, investors, industrialists and brokers, and presided over by an officer with judicial experience, be appointed to inquire into the present constitution, status and working of the Bombay Stock Exchange and to consider what reforms and actions are necessary in order to place the exchange on a sound, efficient and healthy footing, so as to secure the confidence of the investing public and safeguard their interests." Moved by Mr. M. A. Havelivala and amended by Mr. N. M. Dumasia.

(5) "To introduce the following rule in Grant-in-Aid Code :— That in all schools and colleges which are either the only institutions of their kind in the neighbouring area or which are not purely denominational in the sense of refusing admission

to pupils not belonging to one particular religious denomination, and which receive Government aid in any form whatsoever, the attendance by students to any class of special religious instruction, which the parents or guardians of such students shall not have sanctioned, would be perfectly voluntary and that no payment or grant-in-aid should be made to any institution which contravenes the provisions of this rule." Moved by Mr. G. C. Bhate, and amended by the Honourable Dr. R. P. Paranjpye.

(6) "To participate in the British Empire Exhibition to be held in London in 1924, that gross expenditure of Rs. 1,80,000 involving net expenditure not exceeding one lakh, be incurred, and that funds be provided for the purpose as required in the course of the next two years and that an organising committee be appointed to co-operate with the Director of Industries in carrying out this resolution." Moved by the Honourable Dr. R. P. Paranjpye.

(7) "That in view of the judgment of the Chief Presidency Magistrate and his remarks against Superintendent Carter in the case of Dr. S. P. Kapadia, Superintendent Carter be adequately punished in the interest of the good name of the Police force and the safety of the public." Moved by Mr. Jehangir B. Petit.

(8) "That Government be pleased to rule that in municipal districts where by-laws have been framed with the sanction of Government under section 48, clauses (n), (o), (p), (r) and (s) of the Bombay District Municipal Act III of 1901, the control of the revenue authorities under the Land Revenue Code and the Rules thereunder in so far as building operations are concerned should be withdrawn as superfluous." Moved by Rao Saheb Harilal D. Desai.

(9) "That the second revision settlement of the Malsiras taluka in the Sholapur district for the year 1920-21 should be suspended altogether till the Nira Right Bank canal comes into actual use for the agriculturists and the Barsi Light Railway actually begins to work in the taluka." Moved by Mr. R. G. Salgar.

Of these resolutions Nos. 3, 5 and 8 were accepted by Government and Nos. 1, 2, 4, 7 and 9 were carried against the wishes of Government. No. 6 was a Government resolution.



## ADMINISTRATION OF JUSTICE

**The High Court**, consisting of a Chief Justice and seven Puisne Judges, has both ordinary and extraordinary civil and criminal jurisdiction and exercises original and appellate functions. The appellate Judges of the High Court also supervise the administration of justice by Subordinate Civil and Criminal Courts. Ordinary original jurisdiction is exercised in matters both civil and criminal, which arise within the limits of the Town and Island of Bombay, but the High Court may in Civil cases remove and itself try any suit brought in any Court under its superintendence and, in criminal cases, exercise jurisdiction over all persons residing in any place whose Courts are subject to the superintendence of the High Court.

**In the Mofussil**, the administration of civil justice is, in addition to the High Court, and the Court of the Judicial Commissioner in Sind, entrusted to four grades of Courts, those of District and Assistant Judges and of two classes of officers styled, respectively, First and Second Class Subordinate Judges. There are at present eighteen District Judges, four Joint Judges and ten Assistant Judges, though the number of Assistant Judges is frequently less than ten as the number required to act for District Judges on leave varies considerably. All these officers are members of the Indian Civil Service except three District Judges and seven Assistant Judges who belong to the Bombay Civil Service.

There are twenty-two First Class and one hundred and seven Second Class Subordinate Judges in the Presidency proper. In the province of Sind there are three First Class and thirteen Second Class Subordinate Judges.

The jurisdiction of a Subordinate Judge of the Second Class extends to all original suits and civil proceedings wherein the subject matter does not exceed five thousand rupees in value. He has no appellate powers.

The jurisdiction of a Subordinate Judge of the First Class extends to all original civil suits, except suits in which Government or any officer of Government in his official capacity is a party. An officer of this class may be (and some of them are)

invested with appellate jurisdiction. A Subordinate Judge of the First Class may be invested with summary powers of a Small Causes Court Judge for the trial of suits not exceeding Rs. 1,000 in value and a Subordinate Judge of the Second Class with similar powers in suits up to Rs. 200. The High Court may invest any Subordinate Judge with the powers of a District Judge or District Court, to try certain cases.

An Assistant Judge may try such original suits of less than Rs. 10,000 in amount or value as the District Judge refers to him for decision.

The officer who presides over the principal Court of Original Civil Jurisdiction in each district is called the District Judge. He exercises a general control over all courts within his charge and refers for decision to the Assistant Judge such suits as he deems proper. He has also to arrange for the guardianship of the minors and lunatics, and the management of their property. The Judges of Surat and Poona are Judges of the Parsee Matrimonial Courts in those towns and the Judge of Poona, as Agent for the Sardars in the Deccan, decides, under a Regulation of 1827, cases in which certain gentlemen of high rank are interested.

In cases which do not exceed Rs. 5,000 in amount or value an appeal lies, on both matter of fact and of law, from the decree of an Assistant or Subordinate Judge to the Court of the District Judge, and from the latter's decision a second appeal lies to the High Court on points of law. An appeal from the decision of an Assistant or Subordinate Judge in cases exceeding Rs. 5,000 in value, and from the decision of the District Judge in all original suits, lies to the High Court. From the decision of the High Court a further appeal may be made to His Majesty in Council when the property in dispute is of the amount or value of Rs. 10,000 or upwards, but appeals are also allowed in cases of special importance or involving grave questions of law.

**The Small Causes Court.**—For the more easy recovery of small debts and demands, Courts invested with summary powers have been established in the City of Bombay and in Ahmedabad, Nadiad, Poona and Karachi. The Judges of the mofussil Small Causes Courts have jurisdiction in money suits within the towns where the Courts are situated up to Rs. 500

in value and their decisions are final, save in so far as they are subject to reference on points of law to the High Court or to the supervision of the High Court in its extraordinary jurisdiction. The jurisdiction of these Courts may be extended to Rs. 1,000 and they can also be invested with appellate jurisdiction. The Presidency Small Causes Court has cognisance in suits not exceeding Rs. 2,000 in value arising within the Island of Bombay.

**Criminal Courts.**—District and Assistant Judges under the title of Sessions Judges and Assistant Sessions Judges exercise criminal jurisdiction. But the executive district officers who, in addition to their revenue duties, are invested with magisterial powers, dispose of original criminal work to a great extent. There are under the provisions of the Criminal Procedure Code, in addition to the High Court, four grades of Criminal Courts—those of the Magistrates of the Third, Second and First Class, respectively and the Courts of Sessions. The different classes of Magistrates are invested with the following powers :—

Magistrates of the Third Class, with power to inflict imprisonment not exceeding one month and fine not exceeding fifty rupees ;

Magistrates of the Second Class with power to inflict imprisonment not exceeding six months and fine not exceeding two hundred rupees ;

Magistrates of the First Class with power to inflict imprisonment not exceeding two years and fine not exceeding one thousand rupees. Magistrates of the First Class may also pass sentences of whipping.

In addition to the Stipendiary Magistrates there are several Honorary and Special Magistrates and Benches of Honorary Magistrates in the mofussil and Benches of Honorary Presidency Magistrates at the Presidency town to relieve the Stipendiary Magistrates.

Under the general title of Courts of Sessions three grades of officers are included, the Sessions Judge, who is the District Judge, the Additional Sessions Judge, who is the Assistant Judge with full powers, and the Assistant Sessions Judge who is the Assistant Judge.

## CIVIL JUSTICE

The Sessions Judge is empowered to try any offence, and to pass upon any offender any sentence authorised by law, subject, in the case of a capital sentence, to confirmation by the High Court.

An appeal against sentences of transportation for any term, or imprisonment for more than four years passed by an Assistant Sessions Judge lies to the High Court. Against all other sentences an appeal lies to the Court of Sessions, while in no case can the sentence of an Assistant Sessions Judge exceed imprisonment or transportation for seven years.

## CIVIL JUSTICE

Over 307,000 cases of all kinds were tried in the courts of the Presidency proper during 1922.

The Bombay Judiciary exercises jurisdiction over an area of 77,275 square miles having a population of 15,859,502. The Civil Judiciary consists of 8 High Court Judges, 15 District Judges, 12 Joint and Assistant Judges, 7 Small Causes Court Judges, and 129 Sub-Judges. During the year 1922 the Sub-ordinate Judges' cadre was reduced by 10 appointments as a result of the general scheme of retrenchment.

The actual number of suits instituted in the year was over 157,000, the Bombay City Courts alone showing 35,500. The aggregate value of the suits instituted in the mofussil courts exceeded Rs. 374 lakhs while the value of suits in the Bombay Small Causes Court amounted to a little over Rs. 99 lakhs. Suits below Rs. 500 formed about 20·86 per cent. of the total.

From the figures given in the Annual Report on Civil and Criminal Justice for 1922 it would appear that the delay in disposal of cases is still noticeable. The average duration of a contested suit is over 7 months while a non-contested suit takes a little over 3 months. In the Bombay Small Causes Court a contested suit lasts less than 3 months while a non-contested one lasts a little over a month.

In the High Court 5,920 suits were instituted during the year and 5,470 were disposed of, leaving a balance of 4,956 undisposed cases.

In the mofussil Khandesh appears to be the most litigious district with 32,883 original suits, 1,030 appeals and 26,102 Execution proceedings. Ahmedabad comes next with 27,705 original suits, 1,276 appeals and 14,907 Execution proceedings. Bombay City had 46,654 suits, with 14,653 Execution proceedings.

The total receipts of the courts were over Rs. 85½ lakhs and total expenditure over Rs. 44 lakhs.

In no district of the Northern and Southern Divisions, the Bombay Suburban District, and the Province of Sind, the arrears of decrees referred to Collectors for execution exceed 400. In all the districts of the Central Division, except in West Khandesh and Sholapur the arrears exceed 400. In the Ahmednagar and Nasik districts the arrears are as high as 1,967 and 1,189 respectively.

The number of decrees referred to Collectors for execution was 9,676 which, with 9,307 from the previous year gave a total of 18,983 cases for disposal. Of these 10,752 were dealt with.

#### CRIMINAL JUSTICE

Over 169,000 offences came before the courts during the year 1922, showing an increase of 11,800. More than 42,000 offences were under the Indian Penal Code and the remainder under Special and Local Laws. 20·6 per cent. of the Indian Penal Code offences were against the person and 20·4 per cent. against property.

Over 17,000 offences were reported under the Prevention of Cruelty to Animals Act and 30,000 under the Bombay City and District Municipal Acts.

The Districts of Surat and Panch Mahals and the City of Bombay show a noticeable increase in crime while a marked decrease is seen in Khandesh and Nasik.

The Criminal Courts consisted of the High Court and Sessions Judges mentioned above, 900 Magistrates and 21,400 Police Patels.

The bulk of the crime is dealt with by stipendiary magistrates, but Honorary and Bench Magistrates disposed of over 13,000 cases and village officers of 1,200.

## REGISTRATION

Out of 222,500 persons under trial during the year 138,980 were convicted. Of these 1,781 were released on probation and 602 were discharged after admonition. Of the persons sentenced 15,869 were given imprisonment and 113,587 were fined. 2,534 were ordered to give security for good behaviour. 5,619 persons of those sentenced to imprisonment received below 15 days and 7,710, six months and under, 2,499 two years and under, 566 seven years and under, and only 61 above seven years. 981 criminals were sentenced to whipping and 99 boys had their sentence commuted to detention in the Reformatory.

462 complainants were ordered to pay compensation to accused persons, the accusations having been found to be frivolous or vexatious.

The number of witnesses examined in all these trials was over 301,000.

223 murders were tried, showing an increase of 13 over the previous year. These may be classified as follows:—

From motives connected with women	..	61
Of children for the sake of ornaments	..	8
Other murders for gain	..	46
Other causes	..	108

## REGISTRATION

For purposes of registration the Presidency is divided into districts and sub-districts which correspond in the main to the Revenue Collectorates and Talukas. In some cases Joint Sub-Registrars are appointed in charge of heavily worked sub-districts and in others the talukas are sub-divided into two or more registration sub-districts. The Collector is Registrar of the District and for every sub-district there is a Sub-Registrar who is subordinate to him. The working of the department is under the supervision of the Inspector General of Registration.

## CONDITIONS OF TRADE

Interesting side lights on the trade, commerce and agricultural conditions of the Presidency are to be found in the Report on the administration of the Registration Department for the years

1920-22. From figures given there it will be seen that the exceptional inflation of values after the war has been returning gradually to normal. Whereas in 1919 there were more than 373,000 registrations, this figure dropped to 303,000 in 1922. The latter, however, is still higher than the pre-war figures 282,000 in 1914. The downward movement was nearly general throughout the Presidency and Sind. An excellent cotton crop in the East Khandesh and West Khandesh districts led to a small rise in registration in those districts. Entirely opposite reasons are given to account for the rise in registrations in Thar Parkar, namely, bad crops and scarcity of rainfall. In the opinion of the Inspector General of Registration the number of registrations is proportional to the volume of money available for land and investments, irrespective of good or bad crops. He quotes the reasons given by the District Registrars for the decrease, including tightness of money market, reduced speculation, the Sinhast year, etc., but says "the real cause is, of course, in one word 'deflation'. Reduced volume of currency not only directly reduces the amount of cash seeking landed investment but indirectly, by reducing the turnover and profits in all other trade. The absolutely infallible test of this deflation is the ratio of the gross number of deeds to gross values. This shows a marked decline from Rs. 1,775 per document to Rs. 1,568".

The Report points out that documents relating to immovable property constitute 97·8 per cent. of the total number of registrations. Those relating to movable property fell by about 14·1 per cent., the decrease being mainly in money-bonds which fell from 823 to 469, that is, about 43 per cent. This is held to indicate that people hesitate to advance money on personal security.

There was an insignificant fall in mortgages throughout the Presidency generally but a rise in Bombay, attributed to the fall in land values. That the registration records are considered by the public as a reliable source for the investigation of title is shown by the rise in the number of applications for searches and copies.

The Inspector General is satisfied with the results of the system of copying documents by photography and points out

## JOINT STOCK COMPANIES

that when the new arrangements are completed, the cost for three photographic copies will be substantially less than for one manuscript copy. The copies are practically indelible and indestructible.

## JOINT STOCK COMPANIES

Seventy-one new companies were registered in Bombay during 1922-23 compared with 92 in the preceding year, 21 being public, 49 private and one limited by guarantee. Of these 71 companies five were concerned with clay, stone and cement, 4 with motor traction, 2 with loan or investment trusts and one with banking. Only one insurance company was registered during the year, but there were four new printing, publishing and stationery companies. Engineering was responsible for 3 registrations, cotton mills for 2 and cotton ginning and pressing for one. Only one estate, land and building company was registered during the year compared with 5 the year before.

General trade depression, the fall of exchange and prices and the reaction caused by the failures which followed the boom of 1919-20 are some of the factors mentioned in the Annual Report on the working of the Indian Companies Act as accounting for the decrease. The extensive market manipulations of certain large operators in Bombay and the crash that resulted from their efforts to effect "corners" still further frightened the investing public and great reluctance was displayed to invest in industrial securities, investors apparently preferring the good and certain yield obtainable from Government loans. Moreover, over 16 crores capital was paid up during the year to companies already in existence and this naturally restricted the amount of capital available for new concerns. The Registrar, referring to the slight increase in private companies, suggests that while some are undoubtedly due to the incidence of taxation, the attraction of limited liability when so many businesses have failed is also responsible. The nominal capital of the new companies registered was nearly 8 crores.

A reflex of the conditions referred to above is shown by the fact that 68 companies were dissolved during the year, as compared with 28 in the previous year and no fewer than 45 companies were struck off by the Registrar as defunct. Sixty-nine



companies went into liquidation during the year of which 54 went into voluntary liquidation.

The total number of companies working at the close of the year was 888. The capital of companies that went into liquidation was  $37\frac{1}{2}$  crores authorised,  $4\frac{1}{2}$  crores subscribed and  $1\frac{3}{4}$  crores paid up. The result of the year's working shows a net increase of over  $28\frac{1}{2}$  crores in the authorised capital of the companies and a net increase of  $14\frac{1}{2}$  crores in the paid up capital. The aggregate capital authorised, subscribed and paid up of all the companies at the close of the year was 254 crores,  $147\frac{1}{2}$  crores and  $97\frac{3}{4}$  crores respectively.

During the year 20 companies incorporated outside British India established their places of business in the Presidency, as against 16 in the previous year.

## CHAPTER IV

### POLICE AND CRIME

**T**HE Police force consists of two distinct bodies, the stipendiary and the village police. The stipendiary force is divided into grades, the members of which beginning as Constables on a monthly pay of Rs. 19 in Southern Division, Rs. 20 in Northern and Central Divisions and Rs. 21 in Sind have the opportunity of becoming Head Constables, Sub-Inspectors, Inspectors and even Deputy Superintendents. In the mofussil—

the Sub-Inspector has charge of the Police Station,  
the Inspector has charge of a Circle comprising several Police Stations or a large Town, and an Assistant Superintendent of Police or a Deputy Superintendent has charge of a Sub-Division of a District.

The pay of a Sub-Inspector ranges from Rs. 75 to Rs. 160, and that of an Inspector from Rs. 180 to Rs. 300 per mensem. The pay of a Prosecuting Sub-Inspector ranges from Rs. 90 to Rs. 180 per mensem and that of a Prosecuting Inspector from Rs. 200 to Rs. 300 per mensem. The pay of a Deputy Superintendent of Police ranges from Rs. 200 to Rs. 700 per mensem.

It is not the purpose of Government to give the stipendiary police a regular military character, and a portion only are armed, and to them are allotted the duties of guarding jails and lock-ups and the escort of prisoners and treasure. The knowledge of drill required from them is not very elaborate. The more purely police functions are discharged equally by members of the armed and of the unarmed branches of the force.

The proportion of police to area and population of the different portions of the Presidency varies greatly, being determined by a consideration of the nature of the country, the density and character of the population, and the neighbourhood of Indian States.

In the Northern Division there is one policeman to every 2·58 square miles and to 661 inhabitants.

In the Central Division 1 to 4·93 square miles and to 841 inhabitants.

In the Southern Division 1 to 5·20 square miles and to 1,053 inhabitants.


In Sind 1 to 7·32 square miles and to 545 inhabitants. Of the total police force, excluding officers, 1,459 were mounted.

For the purpose of control in the Presidency proper the whole force is under the Inspector General of Police, who is assisted by three Deputy Inspectors-General of Police. Certain administrative powers have, however, been reserved to the Commissioners of Divisions.

The executive management of the police in each district is vested, under the general direction of the Magistrate of the District, in a Superintendent of Police, who is assisted by a Deputy Superintendent and has in some cases one or more Assistant Superintendents under him.

Recruitment for the Indian (Imperial) Police Service, which was originally wholly made in England, is now made both in England and in India on the results of the competitive examinations held in both the countries. A certain percentage of appointments is also made by promotion from the Provincial Police Service. Probationary Assistant Superintendents of Police and Deputy Superintendents (direct nominees) are, on appointment, attached to the Central Police Training School, Nasik. Their course of training ordinarily extends from 18 months to two years. After completion of their training, during which they pass tests in law, languages and drill, these officers are posted to districts for active duty as Assistant and Deputy Superintendents under the District Superintendents.

The taluka which is the sub-division of a district for revenue purposes, is usually divided into two or more Police Stations and the Sub-Inspector in charge of a Police Station is quite independent of the Mamlatdar in his executive control of the police under him and answerable only to the Superintendent, Assistant Superintendent or Deputy Superintendent of Police. Under a Police Station there are one or more outposts according



Special party who led the main attack against Mirkhan's gang in the Shirohi hills, North Gujarat, on the 12th April 1923 under the command of Mr. M. A. O'Gorman.

The mare on the extreme left is Mirkhan's famous black mare.

*(To face Page 48.)*

to the size, criminality and local conditions of the area forming the Station. These outposts are manned from the regular police force allotted to the Police Station under which they are situated. Outposts are in charge of head constables and head constables and constables have a number of villages assigned to them for patrol purposes.

**Railway Police.**—A special police organization exists in connection with the railways of this Presidency—the North-Western which traverses Sind, the B. B. & C. I., the G. I. P. and the M. & S. M. Railways. The police employed along these lines of rail are under the supervision of three Superintendents. The Railway Police form a distinct body quite independent of the Police of the districts in which they serve, but their pay and prospects are identical with those of the District Police. Since the year 1919 the cost of the "Crime and Order Police" is wholly debited to the Provincial Revenues and that of the "Watch and Ward Staff" is borne by Railway Administrations.

**Criminal Investigation Department.**—In addition to the police attached to individual districts there exists a special organization for the detection of crime called the Criminal Investigation Department, which includes the Finger Print Bureau and is under the immediate control of a Deputy Inspector General of Police. The Criminal Investigation Department, in cooperation with the Police of other provinces, is employed in the prevention of the spread of serious crime, in the investigation into crime having ramifications over several jurisdictions and in the pursuit of criminals. The Finger Print Bureau has been working satisfactorily since its establishment in 1901.

#### SERIOUS CRIME DIMINISHING

During 1922 the Police had to deal with nearly 121,000 offences, an increase of nearly 5,200 over the previous year. This increase was wholly in petty crime. Cases coming under the Indian Penal Code showed a decrease of nearly 6,000 and this welcome diminution in serious crime rather indicates that the law-abiding instincts of the people as a whole were returning to normal, and that the power of the law after two years' intensive assault was once more recognised. Reported cognisable

crime under the Indian Penal Code, classes I to V\* totalled 34,115. The totals of all reported cognisable crime, classes I to VI were 39,984, a substantial decrease of over 4,000 cases. All Districts and Railways, except Karachi, Hyderabad and Kanara recorded decreases under the Indian Penal Code. This general reduction in crime has been attributed primarily to the good monsoon and to the prevalence of favourable agricultural conditions during the year. On the G. I. P. Railway, moreover, the activities of a force of additional police, the despatch of armed escorts with goods trains and other measures had an excellent effect, as did the additional precautionary measures on the B. B. & C. I. and Sind Railways.

In East Khandesh the diminution in crime is partly attributed to the rounding up of two important criminal gangs comprising some 160 persons, while in Ahmedabad, Kaira, Broach, Bombay Suburban, Kolaba and West Khandesh districts preventive measures such as prosecutions under Chapter VIII,† intensive night rounds, etc., are considered responsible for the decrease in crime. In Ahmedabad and Kaira Districts operations against dacoits produced the same effect. It has been suggested in the Police Report for 1922 that the reduction in the number of police stations and outposts resulting from the reorganisation scheme had the effect of curtailing the facilities available to the public for reporting crime to such an extent that many crimes remained unreported. This does not seem to be borne out by statistics as the figures of petty crime show an increase of over 11,000 and it is just this class of case that would be most likely to go unreported.

---

\* Class I.—Offences against the State, Tranquillity, Safety and Justice such as those relating to Army and Navy, Coin, Stamps, Currency Notes, etc.

Class II.—Connotes serious offences against the person, i.e., murder, culpable homicide, rape, unnatural offence, kidnapping, hurt, grievous hurt, etc.


Class III.—Serious offences against person and property or against property only, i.e., dacoity, robbery, mischief, house-breaking, house-trespass, etc.

Class IV.—Minor offences against the person such as wrongful restraint, and confinement, rash act, compulsory labour.

Class V.—Minor offences against property including theft, criminal breach of trust, cheating, receiving stolen property.

Class VI.—Offences under Special and Local Laws, against religion, etc.

† Chapter VIII of the Indian Penal Code deals with offences against public tranquillity with special reference to unlawful assemblies, rioting, etc.



A gang of house breakers after arrest in East Khandesh.



Armed Guards against running goods' train thefts.

*(To face Page 5)*

POLICE AND CRIME

There were nearly 26,500 cases of serious forms of crime reported, thefts being responsible for 14,367 cases and house-breaking for 9,184 cases. Dacoities numbered 362, murders 545 and attempts at murder and culpable homicide 233, a fall of over 16 per cent. compared with the figures for the previous year, the figures recorded being the lowest for five years.

Taking the figures for the previous year (1921), the incidence per mille of the population of cognisable crime reported in the year 1920-21 under classes I to V in the Presidencies and Provinces of India stood as under :—

	1920	1921
1. Burma .. .. .	4·71	4·19
2. Central Provinces .. .. .	3·43	3·84
3. North-West Frontier Province .. .. .	2·92	3·10
4. Bombay .. .. .	2·08	2·19
5. Punjab .. .. .	1·86	2·16
6. United Provinces .. .. .	1·90	2·01
7. Bengal .. .. .	1·90	1·71
8. Assam .. .. .	1·93	1·55
9. Bihar and Orissa .. .. .	1·36	1·25
10. Madras .. .. .	1·37	1·24

These figures show that there was an increase in crime in 1921 over the figures of 1920 in the North-West Frontier, the Punjab, the Central Provinces, the United Provinces, and in Bombay and a decrease elsewhere. Burma was the most criminal province in India, as it was in 1918 and 1920, and Madras the least criminal as it was in 1919. Bombay maintained its position of 1920, *viz.* 4th on the list.

As regards total serious crime, Bombay stands 5th and in regard to burglaries 8th.

Turning to the incidence of crime for the year, the incidence of total reported cognisable crime under the Indian Penal Code per 1,000 of the population was 1·883 for the whole Presidency, that for Sind being considerably more than double that for the Presidency proper, *viz.* 3·693 as compared with 1·483. The Bombay Suburban District (5·005) and Karachi (5·386) continued to be the most criminal districts in the year of report, and Ratnagiri (·276) and Thar and Parkar (2·026) the least.



The number of cases excluded as false or due to mistakes of law or fact was 8,217 against 8,992 in 1921, the lowest figure recorded for five years. Cases classed as being maliciously false numbered 1,264 or 2·65 per cent. and prosecutions were undertaken in 268 of these cases. In those brought to trial during the year nearly 54 per cent. of convictions were obtained, while in 228 cases magistrates awarded compensation to persons against whom frivolous or vexatious complaints had been made.

Eliminating 'excluded' and 'pending cases', real cognisable crime disposed of during the year amounted to 32,934 cases as against 34,827 in 1921. An examination of the variations of crime under the several classes shows that the reduction under minor offences against property and serious offences against the person and property or property only was substantial, an improvement which was specially welcome since those forms of crime touch the life of the people most closely. Concurrently with the decrease in the number of reported cases and cases for disposal, there was a decrease of 1,661 in the number of undetected cases, the figure being 13,701, nearly 1,000 below the average annual figure. If Indian Penal Code cases are considered separately, however, the figures show that the percentage of undetected cases has risen from 46·58 in 1918 to 49·27 in the year of report, a slow but steady deterioration.

The Deputy Inspector General, Southern Range, remarks in this connection :—

"The continued rise in the number of undetected cases is more or less due to the presence in the district of foreign criminals whose work generally remains undetected for a considerable period until they either make a blunder or their disguise is penetrated. The only solution of the problem is to have a small detective force headed by a Sub-Inspector whose sole duty should be to visit all different police stations in disguise and look for foreign criminals."

The Inspector General of Police, however, commenting on this and other suggestions says :—

"A far more crying need is the expansion and reorganisation of the Presidency Criminal Investigation Department and the establishment of a Detective Training School. That money

spent in this connection would be money well spent, has been proved over and over again. The detection and suppression of organised crime can only be accomplished by a specially trained agency and this agency cannot be established and trained unless funds are made available. Meanwhile the unequal struggle between organised gangs of criminals and unco-ordinated police units, already overburdened with routine work, must continue. There can be no improvement until the problem is tackled in a systematic manner by an agency scientifically trained and organised."

Out of the cases tried 86 per cent. ended in conviction under all classes, and 81 per cent. under the Indian Penal Code, the results in the year of report being the best during the past five years. The improvement was shared by the entire Presidency.

Non-cognisable crime increased from 63,507 to 72,639, a net increase of 9,132 cases.

The number of persons concerned in non-cognisable cases who appeared before the Courts during 1922 was 116,802. Of these 6,720 were discharged after appearance without trial, 76,948 were tried, 48,424 were convicted and 28,524 were discharged or acquitted. The percentages of persons convicted to those tried and of persons convicted to those appearing before the Courts were 62·93 and 41·45 respectively.

The value of property stolen during the year was over 25½ lakhs and the value of property recovered over 7½ lakhs.

Of the 20,793 persons convicted during the year 4,344 were identified as having had previous convictions and 1,147 were classed as habitual offenders. In this connection the Inspector General complains that many instances came to notice in which the Magistrates failed to inflict enhanced punishments on habitual offenders. He suggests that leniency of this nature to hardened criminals is sadly misplaced, for it only serves to increase the contempt that habitual offenders already have for the law. The protection from such offenders to which the public is entitled is reduced to negligible proportions, while the task of the police in checking the activities of habitual criminals becomes impossible.

**Criminal Investigation.**—The reorganisation of the Presidency Criminal Investigation Department was held in abeyance for want of funds and the Inspector General points out that the scientific study of the professional criminal and his methods is essential to successful Police work and that a Central organisation whose sole duty it is to study and to tabulate the *modus operandi* of each individual professional criminal who comes to the notice of the police, is a necessity for efficient Police work. For such organisation would exercise a most effective check upon the activities of professional criminals and be responsible for the detection of countless crime which but for its operations would remain undetected. The Inspector General regards the reorganisation of the Criminal Investigation Department of the Bombay Presidency on the lines indicated as an imperative necessity. The Annual Report for 1922 gives a number of interesting cases which were dealt with by the Criminal Investigation Department during the year.

**The Finger Print Bureau** continued its work during the year and now has on record 121,000 finger impression slips, while the total of slips recorded in the Finger Print Bureau in Sind amounts to over 63,000.

**Miscellaneous Duties.**—Numerous miscellaneous duties were performed by the Police.

In addition to licensing and supervising public conveyances and escorting prisoners and many lakhs of treasure, the Police served a total of 186,955 summonses and warrants, extinguished 806 fires, destroyed 89,348 dogs, enquired into 1,118 cases referred to them by the Magistracy and into 13,391 petty cases under the Cantonment, Public Conveyance and other minor Acts, 678 suicides, 5,110 accidents—545 on the Railways—and 361 suspicious or sudden deaths. The Police in the Presidency proper also apprehended 34 military deserters.

The sanctioned strength of the Police in the Presidency, including Sind and the Railways, stood at 1,059 officers and 21,936 men as compared with 1,125 officers and 24,453 men the previous year. The reductions were due to the retrenchment

schemes undertaken at the desire of the Legislative Council and sanctioned by Government during the year of report.

The total cost for the year 1922-23 amounted to 1 crore 23½ lakhs as against 1 crore 39½ lakhs in 1922, a saving of Rs. 16½ lakhs. The average cost per policeman dropped from Rs. 538 in 1921 to Rs. 514.

The average cost per head of the Police in the Counties and Boroughs of Scotland in 1921 was Rs. 4,630 as against Rs. 617 in Burma and Rs. 395 in the United Provinces, the two administrations which show the highest and lowest percentage cost in India. The Police in Madras, Bengal and Burma all cost more per head than in Bombay.

The proportion of Police to area and population and cognisable crime investigated was 1 policeman to 5·74 square miles, 2·58 railway miles, 787 persons and 1·70 cognisable crime investigated against 1 to 5·29 square miles, 2·53 railway miles, 725 persons and 1·66 cognisable crime investigated in the preceding year. Statistics for 1922 for England and Wales and Scotland are not available. But those for 1921 were—in England and Wales, 1 policeman to 1·54 square miles and 815 persons, and in Scotland 1 to 4·43 square miles and 751 persons.

There were 456 police stations and 482 outposts in the Presidency against 532 police stations and 776 outposts in the previous year, or a net reduction of 370 police locations, the result of the Retrenchment Schemes. Three hundred and ninety-seven police stations and 363 outposts were visited and inspected by Superintendents, Assistant Superintendents and Deputy Superintendents.

The number of literate officers and men dropped from 968 and 12,939 in 1921 to 918 and 11,919 respectively in the year of report, the decrease being entirely due to the reductions in the force sanctioned in the Retrenchment Schemes. Proportionately there has been some slight improvement.

Seventy-six police stations and 294 outposts were abolished as a result of the Retrenchment Schemes.

“From the professional point of view,” says the Inspector General, “the reductions forced upon the Department have put the clock of progress back many years. There are two


methods of preserving law and order, namely, (1) that of prevention and detection and (2) that savouring of the bludgeon. As civilisation progresses, the former method tends to supplant the latter. Drastic retrenchment has reversed this order, for substantial reductions in the unarmed police, who are responsible for the prevention and detection of crime, could only be made possible by a proportionate strengthening of the bludgeon arm of the Force. District officers were not prepared to accept responsibility for the maintenance of order in their respective districts on any other terms. If it was necessary for instance to reduce the strength of the police in a particular district by 150 units, the only feasible method of doing so was to reduce the unarmed strength by 200 and to increase the armed strength by 50."

"Law and Order, formerly inseparable partners in our scheme of administration, have thus begun to have their interests separately weighed, the sacrifices of the former being counter-balanced by concessions to the latter."

"So far as Sind is concerned, I am of opinion that the reductions have been so drastic that a popular outcry is inevitable."

The outstanding feature of the year was the very pronounced decrease in reported cognisable crime—both ordinary and serious. As stated above, this decrease was largely due to the improvement in the economic situation which was a feature of the year. An examination of the statistics shows that the reduction of reported crime was not universal, but it must be remembered that the political agitation which was the feature of 1921 continued to increase in intensity till March 1922, when Mr. Gandhi was incarcerated, and that till that event took place and for some months afterwards, the police were distracted from their normal duties by the disturbing effects of the Non-cooperation movement.

The police force was considerably below strength owing to the suspension of recruitment. The burden of work pressed, therefore, with greater intensity upon the shoulder of the depleted cadre. In the circumstances, it is satisfactory to be able to say that the Police maintained their reputation for loyalty, efficiency and diligence.



Special Police at Kadhan, Thar Parkar District, for the operations against dacoits. *(To face Page 56.)*

## BOMBAY CITY POLICE

### BOMBAY CITY POLICE

The total strength of the Police of all ranks serving in Bombay City in 1921 was 3,748 officers and men, of whom ninety-seven were mounted. The whole force is under the control of the Commissioner of Police, Bombay, who is assisted by four Deputy Commissioners and ten Superintendents. The working of the Criminal Investigation Department is under the control of one of the Deputy Commissioners. The cost of the police is defrayed by Government.

After the political and industrial troubles of the preceding three years, the year 1922 was a comparatively quiet one from a police point of view and afforded a much needed respite to a force that has of late years been under strength and in consequence overworked. "From a police point of view," says the Commissioner of Police, Bombay, in his Annual Report, "the year might be described as one in which the hours of work, meals and rest were as regular as it is possible for a police officer to expect, but it is too much to expect that this satisfactory state of affairs will continue for any great length of time."

Despite the quiet year, there was an increase of over 9,000 in the cases reported during the year, which numbered 112,000. Including those pending from the previous year, there were over 83,000 cognisable cases for disposal. The rise is almost entirely in Local Acts cases, the increase in actual crime being negligible. The additional 8,632 cases under Local Acts was almost entirely due to cases of obstruction by petty shopkeepers and hawkers. And in this connection the Commissioner remarks: "The fines inflicted in these cases are so small that the offenders readily pay them and hasten back to their perch to repeat the offence the minute they get away from the Court. They know well that the police cannot spare men to arrest them every day and they look on the fines as merely rent for the use of the road, which can be easily paid out of the profits; consequently the numbers increase and the police are forced to take extra action."

During the year 81,218 police cases of all classes were classified as true and of these 73,935 resulted in conviction, giving a percentage of 91·03 as compared with 90·32 in 1921 and 89·65

in 1920. Under the Indian Penal Code, 11,159 cases were classified as true against 10,807 in 1921. Of these 4,661 resulted in conviction, a percentage of 41·76. The Class VI cases Local Acts numbered 70,059 and the percentage of conviction was nearly 99. There were 5,180 undetected cases, the percentage being 6·32.

Serious offences against the person numbered 1,024, including 65 cases pending from the preceding year. These figures show an increase of 125, the offences of hurt, kidnapping, etc., accounting for most of the increase. Murder, attempts at murder, culpable homicide, and attempts at, or abetment of, suicide, all show a decrease. There were also increases in robberies, lurking house trespass and dacoities, etc., the number of the last named offences being 16 compared with 12 in the previous year. In criminal breach of trust and cheating there were increases, but decreases in thefts and receiving stolen property. Altogether there were 8,165 cases of minor offences against property for disposal.

There were 48 cases of murder and attempts at murder, including 12 cases pending from the previous year against 72 in 1921 and 36 in 1920. Of these 19 ended in conviction, three in acquittal and 20 remained undetected, including 7 infanticide cases. Of the 36 murders reported during the year, in 12 cases the motive for the crime was jealousy, in 11 cases quarrels, in 5 theft. There were seven cases of infanticide but in no case was a conviction obtained.

As mentioned above, the bulk of the offences dealt with were those arising out of Special and Local Laws, the number being 70,888. There were thirty cases of opium smuggling and forty-five cases under the Abkari Act, the majority for illegal possession of cocaine.

The beggar nuisance was much in evidence as in previous years. Action was taken against 1,720 professional beggars and 98 were deported.

During the year 81,112 persons were arrested by the police, on increase of nearly 8,000 over the previous year. Of these 77,370 were convicted, the percentage being 94.



## BOMBAY CITY POLICE

The total value of property alleged to have been stolen in police cognisable cases amounted to over 22½ lakhs, a decrease of nearly a lakh compared with the previous year. The total value of property recovered was 5½ lakhs or a recovery percentage of just over 25, slightly better than in the previous year.

During the year preventive action was taken against 50 persons as compared with 29 in the previous year. Of these 23 were convicted and 14 were discharged, the charges against the remaining 13 being withdrawn.

“There has been a slight increase over the last year's figure,” says the Commissioner of Police, “but the number is still ridiculously small for a City like Bombay. In 1921 the Calcutta Police sent up 902 cases under Chapter VIII of which 583 cases involving 589 persons were convicted. There are two causes which operate against any great increase in Bombay; the Magistrates do not view these cases with any favour owing to the length of time they take to hear and the public, generally speaking, prefer to put up with the nuisance of having *badmashes* among them rather than run the risk of possible retaliation from them for giving evidence. This attitude of the public is particularly noticeable in the case of what is known as the Pathan terrorism.”

A comprehensive programme for housing officers and men of this Force who are still unhoused has recently been drawn up. Government have already given their sanction to many of the schemes and generous provision has been made in the current year's budget for making a start. Similarly, provision has been made in the City Improvement Trust Budget for some of the schemes which pertain to Trust property. It is hoped that within two or three years the Force will be completely housed.

During the year 1922, 1,357 cars, 308 cycles and 143 heavy motor vehicles were registered. The majority of the light vehicles were of American manufacture.

Dealing with the criticism of the fatal accidents due to motor cars, the Commissioner points out that little is heard of the number of people killed by tram cars and victorias, etc. Sixteen people were killed during the year in tram accidents, although there are only 279 trams against about 8,000 motors and they

cover only 5,332,420 miles against 24,346,960 approximately covered by motors; they travel about six miles an hour and on a made track from which they cannot stray while the motor may travel up to 20 miles and has to make its own way through the traffic. Similarly victorias and bullock carts between them accounted for 21 deaths. Victorias travel at an average speed of six miles an hour and bullock carts about three miles. Trams, victorias and bullock carts between them caused injuries to 1,127 persons while motor vehicles caused injuries to 1,128.

In all there were 842 prosecutions under the Motor Act during the year of which 605 ended in conviction.

Dealing with the changes in the Force during the year which amounted to 455 compared with 361 in the previous year, the Commissioner says :—

“ These figures show an increase in resignations and discharges which is hard to explain. Out of 233 men resigned or discharged 94 had less than one year's service. The explanation possibly may be found in the unpleasant conditions in which recruits have to live owing to shortage of housing accommodation and in the large number of vacancies which results in duties being often imposed on recruits in the first months of their service which they should be exempt from.”

Against these casualties 623 recruits were enlisted, and 466 trained recruits were drafted into divisions during the year.

Dealing with the question of the Pathan Menace or Pathan Terrorism, the Commissioner says :—

“ A thorough panic took possession of the public at one period of the year on account of what is commonly called the ‘ Pathan Menace ’ or ‘ Pathan Terrorism. ’ There are undoubtedly far more Pathans in the City of Bombay than the City has any use for and steps were therefore taken to thin their numbers. Many of them were deported and large numbers of them fled in fear of deportation. I found that Sarangs were in the habit of going up to the North-West Frontier Province and Afghanistan and tribal territories and bringing down batches of Pathans with the promise of employment and I called up the principal Pathan Patils and warned them that if this sort of thing

## VILLAGE POLICE

continued the Sarangs themselves would be deported as well as the men they brought down. I also utilised the whole of the Mounted Police for night patrol duty particularly in the northern part of the City. The general effect of these measures was to reduce the Pathan population and to restore public confidence. But I see no permanent solution of this trouble as long as public bodies and private employers continue to engage Pathans as freely as they do at present and as long as the public confine their own activities to criticism and advice in the press and on the platform. Of what use is it for a man to come to me privately and complain that Pathans are occupying his verandah and refuse to move and then publicly refuse to identify the Pathans in question or give evidence against them? Of what use is it for a business man to write to the press to complain of the 'Pathan Menace' when he himself employs a Pathan to look after his shop, merely because he is afraid that if he does not the Pathan will loot the shop? If the public of Bombay want to rid the city of the Pathan they will have to co-operate much more freely with the police than they have yet done in the matter and not let personal fear take precedence of public duty."

The population of the City according to the census of 1921 is 11,72,953 and the proportion of crime to population on these figures stands at 1 to 14·31 as compared with 1 to 16·11 in 1921 and 1 to 17·55 in 1920.

## VILLAGE POLICE

Under the provisions of Bombay Act VIII of 1867 the village police are, subject to the control and direction of the Commissioner, administered by the different District Magistrates. It is their special duty to prevent crime and public nuisances and to detect and arrest offenders within village limits. They are not stipendiary, but receive perquisites from the inhabitants of the village or rent-free lands of small sums of money from Government. In each village the village police are under the charge of the police patil, who is often, but by no means always, the person performing the duties of revenue patil. His duties as police patil are to furnish the Magistrate of the district with any returns or information called for, and to keep him constantly

informed as to the state of crime and all matters connected with the village police and the health and general condition of the community in his village. Under a form of administration which preserves the village as the unit of collection in revenue matters the institution of village police naturally holds an important place.

There are no village police in Sind, but in their place village or taluka trackers (paggis) are employed.

The number of cases in which the village police rendered special assistance during 1922 was 419. Their services were recognised by monetary rewards amounting to Rs. 2,989 and by the grant of 104 good service tickets. 265 village policemen were reported for neglect of duty; 248 were punished departmentally and 68 who were concerned in the commission of crime were prosecuted, 45 being convicted.

During the year under report measures were taken to distribute the pamphlet containing instructions to the Patels as to their own obligations and duties of the village police serving under them. The Inspector General of Police in this connection remarks that if proper care is taken by all the officers concerned—police as well as revenue—to see that the patels do read and understand these simple instructions to educate their subordinates, the village police, even constituted and remunerated as they are, will be immeasurably more efficient and useful than they have hitherto been. Excellent results, by this means, have been obtained in the Kanara District.

#### ADEN POLICE

The total number of officers and men of the Land Police was 370, of whom 15 were mounted. Only 98 were literate. The expenditure on the force was over Rs. 1½ lakhs of which Rs. 1 lakh was borne by Government and the remainder by the Aden Settlement and the Port Trust. Out of 335 persons concerned in 360 offences and sent up for trial, 266 were convicted and 69 discharged. The percentage of convictions was 73·48 as compared with 60·46 in the preceding year. The value of property stolen during the year amounted to Rs. 17,122 of which property worth Rs. 5,500 was recovered.

#### GOVERNMENT MALE AND FEMALE WORKHOUSES

The strength of the Harbour Police was 62 men of all ranks. During the year 208 persons were deported to Somaliland and 371 to the interior of Arabia.

#### GOVERNMENT MALE AND FEMALE WORKHOUSES

By the European Vagrancy Act of 1874 a person of European extraction (which does not include "those commonly known as Eurasians or East-Indians") found asking for alms or wandering about without any employment or visible means of subsistence is a "vagrant" and may be required by a police officer to appear before a Magistrate. If the latter thinks that the vagrant is not likely to obtain employment he sends him to a Government Workhouse known as Working Men's Hostel where he is kept. If the Magistrate is of opinion that the vagrant is likely to get employment in any other place in India he may at his discretion forward the vagrant to such a place.

If after a lapse of a reasonable time in a workhouse, no suitable employment is obtainable for the vagrant the local Government may cause him to be removed from British India at Government expense or may release him.

Penalties are provided by the Act for refusal to go before a Magistrate, for quitting the workhouse without leave, etc., two years' imprisonment being the maximum penalty for the latter offence.

The Government Male Workhouse, now administered by the Salvation Army, which receives a grant from Government, deals with cases under this Act. Destitute Europeans may go voluntarily to the King Edward's Home which is managed by the Salvation Army and also receives a grant from Government.

The total number of inmates during the year 1922 was 116, and the daily average population 14. The total expenditure rose from Rs. 8,822 to Rs. 8,913.

Thirty-four vagrants deserted the Workhouse during the year under report; of these 21 were convicted and sentenced to various terms of imprisonment; and 13 were still at large at the end of the year.

The maximum period of confinement of any inmate in the Workhouse during the year under report was 236 days.

There were six admissions to the Female Workhouse, one of them having been admitted four times. Two were discharged and handed over to the Salvation Army Home, one was sent to her relatives and three were convicted and sentenced for not returning to the Workhouse when permission was given to go out in search of employment.

The maximum period of confinement of any inmate in the Workhouse during the year under report was 32 days.

### BOMBAY JAILS

The jails in the Presidency are divided into four classes :—

- |              |                  |
|--------------|------------------|
| (1) Central  | (3) Special      |
| (2) District | (4) Extra Mural. |

There are Central Prisons at Yeravda, Ahmedabad and Hyderabad (Sind).


The District Prisons are again sub-divided into four classes :—

First class District Prisons	accommodating	500 or more.
Second	"	300 to 500
Third	"	150 to 300
Fourth	"	50 to 150

The Central Prisons take prisoners sentenced to transportation, penal servitude or rigorous imprisonment for two years or more, European prisoners, etc.

To District Prisons are usually sent criminals sentenced to terms of imprisonment for less than two years, while special jails are so-called because the Rules with regard to the length of term of prisoners undergoing imprisonment there, etc., have been modified owing to local or other conditions.

There are also Subsidiary Jails classed as first, second and third class to which are sent prisoners sentenced locally to short terms of imprisonment,—three months and under. It is the smaller prisons that deal with the majority of the actual prison population. In 1922, out of a total of 16,347 admitted to jails during the year over 7,000 received three months' or less imprisonment and altogether 13,588 were sentenced to a year or less. Only 1,263 received sentences of over two years. In this Presidency, as in the rest of India, the discipline of the jails is in the hands of both paid officials and prisoners, *i.e.*, there are Warders and Convict officers, the latter numbering over 1,100 as compared



The garden of Thana Special Prison.

*[To face Page 64*

## BOMBAY JAILS

with 886 non-convict warders. There are two grades of convict officers,—convict overseers and convict night watchman. Only convicts on the remission register are eligible and habitual offenders are strictly prohibited from acting as convict officers. In consideration of the duties they perform these convict officers are allowed certain privileges and concessions in the way of small payment for their services and extra remission of their sentences.

That in the Bombay Presidency the discipline in jails is good, and the convict officer system is satisfactory, is shown by the following figures given in the Statistical tables of the Report of the Inspector General of Prisons :—

There were only 7 escapes during the year as compared with 23 in 1921, and three were re-captured. Of the 7 escapes, only 1 was from inside the jail. Only 18 prisoners were sent to Magistrates for offences against the Prison Act or the Indian Penal Code, the disciplinary powers of the Superintendent being adequate to deal with other offences. The actual number of offences dealt with by the Superintendents was 19,650 of which 13,739 were awarded minor punishments, warnings forming nearly 14 per cent. of the punishments. Only 36 prisoners had to be punished by whipping mostly for assaults on warders or convict officers, which worked out at '02 per cent. of the total number of prison offences, and '01 per cent. of the total number of prisoners passing through the jails during the year.

In addition to the many prisoners who were released at the recommendation of the Prisons' Enquiry Committee, the total number released before the expiration of their sentences under the remission system was 3,250, and the practice of mustering prisoners and reading and explaining to them the benefits of the remission rules was continued with success.

In the Jails of the Presidency every attention is given to religious and caste prejudices. Conservancy duties are not exacted from prisoners who are not in the habit of performing such work when in a free state. Brahmins or other cooks do the cooking. All Muhammadan prisoners are allowed to keep "roza" during the month of Ramzan, and every prisoner is allowed to perform his devotions in a quiet and orderly manner



during meal hours, the midday rest, and after being locked up for the night. Muhammadan prisoners are also allowed an extra pot of water in their cells for washing before prayers and may have trousers instead of shorts and a piece of cloth measuring 4 ft. by 2 ft. instead of the usual towel.

Sikhs are allowed to retain their religious symbols.


Government appoint visitors for every jail who are empowered to inspect the prison buildings and other buildings and hear and attend to all representations and petitions made by or on behalf of prisoners and any visitor may see and question any prisoner out of hearing of any jail officer. And no prisoner can be punished for any statement or complaint made to a visitor, except with the concurrence of such visitor.

In all prisons wherever practicable the system of classification is adopted in order that the younger and less experienced criminal shall not be contaminated and rendered worse by association with more hardened offenders. Previously convicted prisoners number about 15 per cent. of convicts.

A separate division has now been formed for certain offenders sentenced to simple imprisonment and specially recommended to be put in this division in consideration of their character, education or status or the circumstances of their offence. These prisoners receive special concessions such as wearing their own clothing and using their own bedding, and they are allowed writing materials, books and periodicals. They may use their own cooking and feeding utensils and are allowed a reasonable amount of private furniture. Prisoners sentenced to ordinary simple imprisonment are not required to labour unless they desire to do so and are allowed books and writing materials.

#### " POLITICAL " PRISONERS

During 1922, the impression was carefully fostered by interested persons that a campaign of " repression " was in progress as the result of which the jails were filled to overflowing with individuals popularly, but somewhat vaguely known as " political " prisoners. How entirely untrue this is may be gathered from the following figures :—Eighteen persons were convicted of " offences against the State ". Only one was sentenced to over



Agriculture at Dharwar Juvenile Jail.

*(To face Page 66.*

## POLITICAL PRISONERS

2 years for an offence connected with the Army and Navy and 73 committed to jail for failure to provide security under section 108 of the Criminal Procedure Code, or ninety-two out of the 100,000 people who passed through the jails and prisons of the Presidency in 1922.

In every large Prison a variety of trades and industries are carried on. At Yeravda the large Government Printing Press is run almost entirely by convict labour.

The nature of the work done at some of the prisons is shown below :—

H. M. Common Prison	.. Oakum picking and prison clothing.
H. M. House of Correction	.. Coir matting.
Yeravda Central Prison	.. Printing works, woollen and cotton carpets, canework, leather chappals, etc.
Dhulia Prison	.. Woollen blankets for jails, carpets
(At the Patna Exhibition	and a variety of cotton articles.
Turkish towels made at this prison were awarded a silver medal and carpets a bronze medal.)	
Deccan Gang	.. Work on Visapur Dam and prison building.
Bijapur Prison	.. Prayer carpets.
Dharwar Prison	.. Furniture.
Karwar Prison	.. Coconut oil, coir mats, cane and textile articles.

## HEALTH AND DIET

The feeding of convicts is a point to which particular attention is given and the rations have been fixed on an ample scale. All prisoners doing hard labour receive each day 1½ pounds of jowari, bajri or nagri flour (except on Sundays and Wednesdays when 12 oz. of wheat flour or rice are given in lieu of 12 oz. of jowari, etc.) A daily ration of 5 oz. of dhall is given except on Sundays when 4 oz. of mutton without bone are substituted. Half a pound of vegetables is also supplied to each convict every day together with salt, onions, oil and condiments. Convicts on medium and light labour have the same food except that the flour ration is reduced by 2 oz. a day and the dhall ration by 1 oz. a day. Extra rations are given to convicts employed


with the Deccan Gang and the Sind Gang who are employed on especially hard work. When vegetables are not procurable two pounds of whey may be issued during the months from March to October and 8 oz. of milk from November to February.

Every precaution is taken to see that the food supplied is clean and of good quality and it is the duty of the Medical Officer each day to inspect the food, godowns and kitchens. He also examines all food before it is distributed and sees that it is properly cooked and the proper quantity of oil, salt, etc., has been added to each ration. The cleaning of grain, the grinding of corn, the preparation of vegetables, etc., are all done by prisoners who, as they have to eat the food themselves, are the persons most likely to see that the work is properly done.

#### MEDICAL ATTENTION

One of the most important officers in prison administration is the Medical Officer. He attends not only to the physical ailments of convicts and their treatment when sick, but has many duties relating to the sanitation of the jail and the prevention of illness within its walls. Water supply and conservancy arrangements of prisons are his particular care.

The death rate per 1,000 in all prisons of the Presidency last year was 14·5; the only other province whose death-rate is below Bombay is the Punjab, where the average is 11·17. The death-rate for the Bombay Presidency is 23·61. In the Yeravda Central Prison the death-rate was 8·9 per 1,000 as against 27·89 in the district, a very low death-rate when it is remembered that this prison receives unfits from other prisons. In the Dhulia prison the death rate was 37·9 owing to an outbreak of cerebral spinal meningitis. The Deccan Convict Gang had a death rate of 25·4, the death rate in the district being 29. Pneumonia accounted for 15 deaths. Bijapur prison death-rate was 5·3 per 1,000, district death rate 25·1. Although Cholera was prevalent in the District, no case occurred in this or any other jail during 1922. In the Ratnagiri prison, although small-pox was prevalent in the town and the district, there was no case in the prison.



Carpet making at the Yeravda Central Prison. (To face Page 68.)

## CRIMINAL TRIBES

An illustration of the care which is taken of the prisoners and the attention which is paid to their health and physical well-being is shown by the fact that over 54 per cent. of the prisoners discharged at the end of their term show an increase in weight.

## THE JAILS IN 1922

The following figures summarise briefly the working of the Jail Department during 1922.

The gross expenditure was over 21½ lakhs, a decrease of 3½ lakhs over the previous year.

The cost per head, Rs. 165, showed a drop of nearly ten rupees over 1921. Prisoners cost 94 rupees per head to feed and clothe.

Net cash earnings of prisoners amounted to Rs. 2,18,000.

Condiments, vegetables, etc. to the value of ¼ of a lakh were supplied by jail gardens.

Including convicts, people awaiting trial and civil prisoners, the jail dealt with over a lakh of prisoners during the year. Of this total 4,666 were females. The daily average population was just over 13,000.

The total number received into jails to undergo imprisonment was 16,347. Of this number 9,082 were Hindus or Sikhs and 6,922 Muhammedans.

## CRIMINAL TRIBES


For the proper surveillance and control of criminal tribes and their reclamation settlements have been established under the Criminal Tribes Act of 1911, under the control of a special officer called the Criminal Tribes Officer at Sholapur, Hotgi, Indi, Bijapur, Bagalkot, Kerur, Gadag, Hubli, Khanapur, Gokak, Dandeli, Baramati and Visapur. Of these settlements, however, those at Sholapur, Gokak and Hubli are worked by Missionary Societies financed by Government. The population so placed in Settlements are restricted in their movements and subject to discipline and punishment. Work is generally provided for them in the settlements and where possible labour from those Settlements is also utilised in mills. They are also taught handicrafts and schools are provided for the education

of their children. The members of Criminal tribes so placed in Settlements total 12,637.

Over 12,000 men, women and children are now inmates of the eleven Criminal Tribes Settlements in this Presidency and the report for the period from 1st January 1922 to 31st March 1923 shows that steady progress has been made with the work of turning these people into useful citizens. At Sholapur, Gadag, Hubli and Gokak Falls work is available at spinning mills near the settlements. A comparison in one of the Sholapur mills of the positions in the mill held by the settlers with the position a few years ago revealed a welcome increase in the number who held the more skilled appointments. Those settlers who have been trained as carpenters have found work readily, but those trained as masons had some difficulty in getting work at Bijapur. Some have gone to Dharwar, others to Bhatgar and to Sholapur where they have found sufficient work. The settlers at Khanapur and Dandeli have found ample work in the forests and have again demonstrated their value as labour supplying organisations to the Forest Department. An encouraging fact is that friends of the settlers have joined the settlements to obtain the conveniences afforded by them and to earn their livelihood in the same way as the settlers. An interesting experiment, still in its initial stages, is being tried whereby suitable prisoners of any caste, who have served part of their sentence, may have the remainder of it remitted if they volunteer to spend it in Khanapur or Dandeli settlements. At Hubli the Bhat women are being trained to use their traditional types of embroidery on saleable articles. The resulting patterns are very effective.

#### HOUSING AND SANITATION

Most of the settlers are still housed in huts of their own construction. It is encouraging to notice, however, the improvement in the huts of many of the settlers, from ragged places not three feet high, to commodious and tidy huts affording sufficient accommodation for the needs of the family. Reformed settlers are allowed to live outside the settlement, and if, as is generally the case, they prefer to settle down in the vicinity of the settlement, they are given plots of land and advances to erect houses



Carpet making in Karachi Prison.



Karachi Prison. Convicts using the *charqha*. (To face Page 70)



## CRIMINAL TRIBES

on them. These plots are generally each about 1,500 square feet, so that they have ample space round the building they erect. The most important advance during the year in this direction has been at Hubli. There the freed settlers are building houses of unburnt brick and roofs of country tiles. Rs. 100 is the average loan given to them.

The healthy conditions under which the settlers live and the strict supervision which is exercised over the sanitation and amenities of the settlements are shown by the fact that the average death rate in the settlements is 19·13, very considerably lower than the average death rate throughout India. The average birth rate is 32·42 showing an excess of 13·29 of births over deaths for each 1,000 of population.

### EDUCATION

Primary education is compulsory for all the children in the settlements who are between the ages of 5 and 12, and for half-timers in the mills as long as they are half-timers. This ensures the mill half-time children coming to school for half the day until they reach the age of 15. The figures for the number of children in the day schools are in some settlements surprisingly large compared with the population. The following statement shows the proportion :—

Settlement.	Population.	Number of children in day school.	Proportion per 1,000 of population of children in day schools.
Sholapur .. ..	4,001	892	222·94
Indi .. ..	222	34	153·15
Bijapur .. ..	1,579	273	172·89
Bagalkot .. ..	356	59	165·73
Gadag .. ..	1,256	242	192·67
Hubli and Dharwar .. ..	2,356	413	175·29
Khanapur .. ..	531	62	116·76
Gokak Falls .. ..	666	185	277·77
Dandeli .. ..	169	23	136·09
Baramati .. ..	448	56	125·00
Bhatgar .. ..	108	14	129·63
Average for all the settlements ..	..	..	192·75


## MANUAL TRAINING

The most important advance in settlement work made during the period under review has been the development of manual training in the schools and its correlation with the apprenticeship system and night school work. Handwork from the kindergarten upwards has been made a special feature of most of the schools. For the older boys special attention is paid to drawing and to paper and card board work. By the time the boys are 11 years of age they are given one or two full afternoons a week in the manual training classes. "At first," says Mr. Starte, the Criminal Tribes Settlement Officer, "we followed the course taken from the Training Colleges. When, however, I was in England I was able to visit a number of manual training centres for the schools of poor children in large towns, and was impressed by the insistence laid upon the need of making the course interesting to the boys, and upon allowing them to use their own initiative by variety of design, or by allowing them to work at articles useful in their home, even if such articles were not in the prescribed schedule. The course has accordingly been revised to allow for more initiative and to secure greater interest by the making of more homely articles than formerly. Another point insisted upon in some of the manual training centres I visited, was the advisability of working in a variety of materials in order to maintain interest and to give a wider experience. To meet this need tin work has been introduced in some of the classes. The aim we have before us is that every boy who leaves school should have an opportunity of learning a definite trade. Many, of course, go into the mills where by industry, a satisfactory career is open to them now that the shortened hours of mill work make the life not too exacting upon their physique."

## DECREASE IN CONVICTIONS

Lads apprenticed are trained, amongst other trades, in carpentry, masonry, tailoring, blacksmithy and weaving.

Dealing with the number of convictions, Mr. H. Starte points out that only one per cent. of the population was absconding during the year and that the number of convictions shows a substantial decrease. "Nevertheless," he says, "the fact that



Manual Training Class at Bijapur Settlement School.



Sholapur Settlement School garden.

[To face Page 72.]

it was necessary to send 189 persons to prison is a proof that the work of reformation is not yet complete. For permanent success we have to rely upon the education of the children and upon the removal to institutions such as the Special Settlement at Bijapur of such persons as refuse to reform and lead their fellow settlers into the commission of crime. One other fact sounds a note of caution. After some years of complete freedom from coining one coining conviction has been registered against a Chapparband. It is, of course, in no way to be compared with the coining done by the members of this caste in pre-settlement days when there were 900 adult male Chapparbands who definitely admitted that their trade was coining; and 200 of them were in jail. But it is an indication that watchfulness is still needed and that the traditions of hundreds of years will not be broken down absolutely without many a fight."

The number of persons whose registration was cancelled by reason of good conduct was 157. In addition 255 persons were freed on probation from all the restrictions imposed by registration. The roll call of a number of settlers was changed from a daily one to a weekly one. A number of Berads who have been taught forest work in the settlement and have been released on probation have returned either to the settlement to work in the forest or have gone to work under forest contractors. 474 persons were newly registered, many of them representing persons newly entering the settlements either from jails or from a wandering life.

#### CURIOUS COMPLAINTS

In conclusion, Mr. Starte says :—

"The settlements have progressed steadily during the year. The work of those in charge of the individual Settlements is arduous, but interesting and varied. Much of their time is taken up in listening to the wants of the people and in trying to help them. Generally these requests are for advances or passes or transfers. The settlement of disputes is no insignificant part of their work. Some of the requests will not be solved by references to Government codes.

"What, for example, should a harassed Manager do when a settler comes and complains that having been invited to a meal

with a fellow casteman, the family of the latter during the heat of a subsequent quarrel insult him dreadfully by alleging that he had eaten two *chapattis* at a mouthful and three fowls during the meal ?

“ Or, again, what should be done when a group of Haran-shikaris want a pass because their particular enemies have bewitched their nets so that they can catch no deer and therefore they wish to go to a certain place and perform some ceremonies to loose their nets from the spell ? ”

The total expenditure for the financial year 1922-23 was 2½ lakhs.

## CHAPTER V

### AGRICULTURE, WEATHER AND CROPS

THE season of 1922-23 was, on the whole, so far as the actual produce of the land was concerned, rather better than the average. A large block of country in the East of the Deccan and Karnatak had very badly distributed rain, and after a failure of crops in the *kharif* season (June to September), did little better in the *rabi* (October to end of February). Elsewhere, however, the crops were above the average, and this was very marked in Sind. But while the crops were on the whole good, the prices of most country produce had a decidedly downward trend, more especially with cereals and other grains, which meant that the agricultural classes handled considerably less money than during the previous season.

The *kharif* rains in the Deccan were generally in defect of the normal throughout all the Districts, and especially in Nasik and Sholapur. These Districts received rain slightly above half the average, while Ahmednagar had less than half of the expected amount. Only the hilly tracts of the Deccan received rains slightly in excess of the normal. The Karnatak and the Konkan fared little better, except in the hilly tracts of the Karnatak and in Ratnagiri where the rainfall was above the average. The fall during the season was below normal everywhere in the Karnatak, Bijapur receiving far below half the expected amount. In Gujarat, the Panch Mahals, Surat and Ahmedabad received more than the normal in the *kharif* season, but Broach and Kaira had far below the average. In Sind the total rain during the season was generally less than the average. At Mirpurkhas alone it was above the normal, while at Karachi, Larkhana and Sukkur it was less than one-third, and at Hyderabad and Nawabshah it did not reach half of the expected amount. At Jacobabad there was no rain at all.

During the *rabi* season, the total rain in the North Deccan was about the normal. Poona and the hilly tracts of the Deccan had almost 50 per cent. above the average. Nagar had about

double and Satara three times the expected amount. In the Karnatak, Belgaum received less than normal, but elsewhere the fall was above the average, Bijapur receiving almost double. Except Ratnagiri all the districts in the Konkan had rain far below the average. Except in Broach, Gujarat had very scanty rainfall, the Panch Mahals and Ahmedabad especially receiving only a few cents. In Sind the fall was general and about the average almost throughout except at Hyderabad where it was in defect of the normal.

**Area under cultivation.**—In the Presidency the gross area cropped showed a net rise of 144 thousand acres or 0·5 per cent. of the corresponding area of the previous year. But the net area cropped showed a decline of 108 thousand acres or 0·4 per cent. The area cropped more than once showed an increase of 252 thousand acres or 34·2 per cent. over the previous year. In Sind the gross and net cropped area fell by about 0·4 and 2·7 per cent. respectively.

(In thousands of acres)

Details.	Presidency Proper.			Sind.		
	1921-22.	1922-23.	Increase (+) or decrease (—) per cent.	1921-22.	1922-23.	Increase (+) or decrease (—) per cent.
<i>A. Cultivated area.</i>						
Gross area cropped ..	27,599	27,743	+ 0·5	4,368	4,352	— 0·4
Area cropped more than once ..	737	989	+34·2	332	427	+ 25·6
Net area cropped ..	26,862	26,754	— 0·4	4,036	3,925	— 2·7
Current fallows ..	6,538	6,661	+ 1·9	5,378	5,409	+ 0·6
Assessed ..	33,283	33,282	....	8,878	8,832	— 0·4
Unassessed ..	117	133	+13·8	536	502	— 6·4
<b>Total A ..</b>	<b>33,400</b>	<b>33,415</b>	<b>....</b>	<b>9,414</b>	<b>9,334</b>	<b>— 0·8</b>

AGRICULTURE, WEATHER AND CROPS

(In thousands of acres)

Details.	Presidency Proper.			Sind.		
	1921-22.	1922-23.	Increase (+) or decrease (-) per cent.	1921-22.	1922-23.	Increase (+) or decrease (-) per cent.
<i>B. Uncultivated area.</i>						
Available for cultivation—						
Culturable waste ..	968	968	- 2.0	6,164	6,103	- 1.0
Not available for cultivation—						
Forest ..	8,539	8,559	+ 0.3	722	729	+ 1.0
Other ..	5,787	5,771	- 0.3	13,850	13,983	+ 9.0
Total B ..	15,314	15,298	- 0.1	20,736	20,815	+ 0.4
Grand Total ..	48,714	48,713	....	30,150	30,149	....

NATURE OF THE CROPS

Three-fourths of the cultivated area of the Presidency is devoted to growing food-stuffs, bajri, paddy, wheat and gram being the most important crops. Cotton is the largest non-food crop. During the year the area under food-crops in the Presidency proper declined by about 4.1 per cent. compared with the previous year. In Sind there was a net increase under food-crops of 1.2 per cent. over the previous year. The area under cotton, under the stimulus of high prices, increased in the Presidency by 30.8 per cent. over the previous year while in Sind the area under this crop rose by over 90 per cent.



BOMBAY, 1922-23

*Cropped Area*

(In thousands of acres)

Crops.	Presidency Proper.			Sind.		
	1921-22.	1922-23.	Percentage increase (+) or decrease (-).	1921-22.	1922-23.	Percentage increase (+) or decrease (-).
Jowari ..	8,041	8,237	+ 2·4	574	483	-15·9
Bajri ..	5,006	4,018	-19·7	1,107	926	-16·4
Paddy ..	1,956	1,886	- 3·6	1,044	1,173	+12·4
Wheat ..	1,501	1,526	+ 1·7	432	502	+16·2
Gram ..	488	586	+20·1	175	202	+15·4
Other cereals and pulses ..	3,373	3,305	- 2·0	286	329	+15·0
<b>Total cereals and pulses..</b>	<b>20,365</b>	<b>19,588</b>	<b>- 4·0</b>	<b>3,618</b>	<b>3,615</b>	<b>- 0·1</b>
Tobacco ..	108	95	-12·0	12	8	-33·3
Sugarcane ..	54	60	+11·1	3	3	....
Oilseeds ..	903	977	+ 8·2	375	294	-21·6
Cotton ..	2,835	3,709	+30·8	141	268	+90·1
Other crops ..	3,334	3,344	- 0·3	219	164	-25·1
<b>Total food-crops ..</b>	<b>20,998</b>	<b>20,130</b>	<b>- 4·1</b>	<b>3,625</b>	<b>3,669</b>	<b>+ 1·2</b>
<b>Total non-food crops ..</b>	<b>6,601</b>	<b>7,613</b>	<b>+15·3</b>	<b>743</b>	<b>683</b>	<b>- 8·1</b>
<b>Total crops ..</b>	<b>27,599</b>	<b>27,743</b>	<b>+ 0·5</b>	<b>4,368</b>	<b>4,352</b>	<b>- 0·4</b>

Variations in the principal crops were as follows:—

**Jowar.**—This crop showed an improvement over the previous year by an increase of 196,000 acres in the Presidency, but there was a fall of 91,000 acres in Sind, this being most marked in Larkana where owing to insufficient rain the area under jowar decreased by 108 thousand acres.

**Bajri.**—Owing to non-favourable early rains, the area under bajri showed a considerable decline, both in the Presidency and

in Sind by over 19 per cent. The fall was most marked in Bijapur (— 256,000 acres) and Ahmednagar (— 242,000 acres).

**Wheat.**—There was a slight increase of 1·7 per cent. over the previous year, but the area under this crop was below the average by 4·8 per cent. in the Presidency, but almost normal in Sind where there was an advance over previous year by 16·2 per cent., the net increase being 70,000 acres.

**Rice.**—Insufficient and late rains at sowing time was responsible for a decrease of 70,000 acres in the Presidency proper under this crop, Gujarat alone having 60,000 acres less than the previous year. In Sind, on the other hand, favourable inundation and good water-supply resulted in an increase of 128,000 acres or 12·4 per cent. over the preceding year's area and 37·0 per cent. over the average.

**Oilseeds.**—The total area under oilseeds in the Presidency proper amounted to 1,271,000 acres or 8·2 per cent. more than the previous year, although it was short of the normal by just over 13 per cent. In Sind the fall was about 82,000 acres or 21·6 per cent. One of the most remarkable changes now in progress in the Presidency is the rapid and continuous increase of the groundnut area in Khandesh. The crop does very well in this area, especially the new types introduced some years ago by the Agricultural Department, which while having a very short growing period are much valued in the trade.

**Cotton.**—The total area under this crop, 3,977,000 acres, showed an increase of 30·8 per cent. over the previous year in the Presidency and over 90 per cent. in Sind, where 127,000 more acres were cultivated. Other areas showing considerable expansion were Gujarat 257,000 acres, Deccan 396,000 acres and Karnatak 220,000 acres.

**Other crops.**—Sugarcane showed a slight increase of 58,000 acres, but the area under tobacco fell by about 14,000 acres or 12 per cent. below the area of the preceding year but over 23 per cent. above the average. The area in Sind showed a considerable decline. Fodder crops showed a very small increase, while the area under fruits and vegetables fell by 62,000 acres in the Presidency and 5,000 acres in Sind.

*Irrigated Area*

The total area under Irrigation in the Presidency proper decreased by 5 per cent., i.e., from 981 to 932 thousand acres. But in Sind, owing to good inundation, the irrigated area rose by 5·7 per cent., the increase being general. The ratio of the irrigated area to net cropped area was 3·5 per cent. in the Presidency and 80·5 per cent. in Sind.

(In thousands of acres)

Details.	Presidency Proper.			Sind.		
	1921-22.	1922-23.	Increase (+) or decrease (-) per cent.	1921-22.	1922-23.	Increase (+) or decrease (-) per cent.
<i>A.—Area Irrigated.</i>						
Irrigated from Government canals ..	244	215	-11·9	2,778	2,990	+ 7·8
" from private canals.	53	47	-11·3	2	10	+400·0
" from wells ..	549	531	- 3·3	39	36	- 7·7
" from tanks ..	102	96	- 5·9	5	....	-100·0
" from other sources.	33	43	+30·3	158	116	- 26·6
Total A—Area Irrigated..	981	932	- 5·0	2,982	3,152	+ 5·7
<i>B.—Crops Irrigated.</i>						
Rice ..	176	150	- 14·8	1,044	1,173	+ 12·4
Wheat ..	176	175	- 0·6	309	332	+ 23·6
Barley ..	14	14	....	16	13	- 18·8
Jowari ..	214	209	- 2·3	391	434	+ 11·0
Bajri ..	80	79	- 4·3	604	510	- 15·6
Maize ..	37	29	- 21·6	3	3	....
Other cereals and pulses.	61	89	+ 45·9	272	221	- 18·8
Sugarcane ..	54	60	+ 11·1	3	4	+ 33·3
Other food-crops ..	142	126	- 11·3	57	66	+ 15·8
Cotton ..	3	6	+100·0	140	267	+ 90·7
Other non-food-crops ..	152	128	- 15·8	313	246	- 18·2
Total B—Crops Irrigated..	1,109	1,065	- 4·0	3,152	3,319	+ 5·8

OUTTURN OF THE CROPS

Owing to favourable rains in Gujarat the *kharif* and *rabi* crops yielded between 67 to 95 and 67 to 90 per cent. respectively. In the Deccan and Karnatak *kharif* as well as *rabi* crops suffered in the eastern tracts owing to want of sufficient rain. Khandesh and Satara had a yield of from 67 to 92, while in other parts of the Deccan the outturn varied from 50 to 68 of the normal. In the Karnatak *kharif* crops yielded from 50 to 75 per cent. and *rabi* crops between 50 to 67 except in Bijapur where the outturn ranged from one-third to one-half of the normal. In the Konkan all the districts reported a full normal outturn except Kanara which had between 58 and 92 per cent.

In Sind *kharif* as well as *rabi* crops yielded between 58 to 83 per cent. The outturn under cotton varied from 82 to 96 in Gujarat and Khandesh, to 50 to 83 in practically all other parts of the Presidency, including Sind.

The approximate outturn of food crops in the Presidency proper was 4 million tons and in Sind over 1½ million tons.

CONDITION OF THE AGRICULTURAL POPULATION

The season of 1922-23 was one in which almost the reverse took place from what has been going on during the last six or seven years. Crops were generally abundant except in the East Deccan and Karnatak, but prices, except for cotton, consistently fell, especially in the case of food grains. Wages, however, did not fall appreciably. The result was (except in the cotton tracts) that while for the classes labouring for cash wages it was a very good year, for almost all other portions of the agricultural population, it was distinctly inferior to recent years and in some cases the difference was very marked indeed.

The self dependent small farmer with an economic holding, chiefly employed in producing food for himself and his family, did not suffer much though the fall in prices caused more difficulty in paying the high labour charges and the Government assessment. But the larger man, chiefly cultivating by employed

labour, was very badly affected almost everywhere except in the cotton tracts.

The general result seems to be a rise in the prosperity of the labouring class in the rural areas. The small farmer, who cultivates his own land, produces crops essentially for maintenance and employs the minimum of labour, is hardly holding his own. The farmer producing market crops (except cotton) and employing labour largely in his work has suffered badly, and this fact may lead to very marked economic changes in the near future, the exact nature of which it is difficult at present to forecast.

#### AID TO CULTIVATORS


**Work of Department of Agriculture.**—The Agricultural Department came into existence in 1883, but the Director's time was taken up largely in the organisation and supervision of the Land Records staff which was created to supply the improved statistics recommended by the Famine Commission of 1881.

The separation in 1905 of the Departments of Land Records and Registration from the Agricultural Department enabled the Director to devote his energies to the organisation of the latter Department and to the realisation of the following recommendations of the Government of India on the report of the Famine Commission :—

(1) That systematic prosecution of agricultural inquiry must precede any attempt at agricultural improvement.

(2) That the Agricultural Department in the section of its duties appertaining to agricultural inquiry must be brought into close contact with the Land Revenue Department proper.

The Presidency has been divided into five divisions, each being placed under a Deputy Director, generally an officer of the Imperial Agricultural Service, who has under him a Divisional Superintendent. These officers tour throughout their charges, examine the working of the several agricultural farms and stations, and bring to the notice of the cultivators the results of their experiments in the various branches of the department.



Potatoes. Effect of spraying against Tambera Disease. Left—unsprayed area. Right—sprayed area.

*(To face Page 82)*

They also supervise the experimental work done at the farms and stations and initiate original experimental work on the farms at their respective headquarter stations. The farms and stations which are the main centres for the spread of the activities of the Department are mostly managed by undergraduate Superintendents, trained at the Agricultural College at Poona, with the assistance of a number of non-graduate fieldmen, who have also generally received a short training at the College. The work done at these stations consists generally in the selection of varieties of crops suitable for different localities, selection of seeds, hybridization of different varieties so as to obtain a strain of a superior quality, and experiments with different kinds of manures and demonstration of improved agricultural implements of all kinds.

Another direction in which the cultivator has been benefited is the introduction of foreign high class seeds for commercial crops like wheat, groundnuts, potatoes, etc., and their popularity is proved by the continuously increasing demand from agriculturists.

Besides its work in connection with pure agriculture the Department attends to such allied branches as agricultural engineering, animal breeding, horticulture and soil physics, and these different branches of work are controlled by separate officers. The work of the Agricultural Engineer in well boring is appreciated and the services of the boring staff are greatly in demand by the public. The Agricultural Engineer's advice is being freely sought in the matter of selection of machinery, such as pumping plants, iron ploughs and other agricultural implements, selection of sites for the setting of pumps, etc.

The Deputy Director of Animal Breeding is in charge of the cattle breeding branch of the Department and is responsible for the distribution of premium bulls and matters connected with the breeding and rearing of cattle and the provision of pure milk.

For imparting scientific instruction in agriculture a fully equipped College has been established in Poona with a Principal and Professors of Agriculture, Botany and Animal Husbandry, assisted by a large staff of Assistant Professors. Instruction in

Dairying is also imparted at the College. The College Dairy and the Manjri farms provide the students with practical training. The College has been affiliated to the Bombay University and a degree of Bachelor of Agriculture has been instituted. For the sake of those who do not desire to take the full three years' course at the College a one year's course is provided.


#### AGRICULTURAL RESEARCH AND ITS APPLICATION

While conditions during 1922-23 were on the whole favourable in most areas to the research and investigation carried out by the Department of Agriculture, the Director of Agriculture points out in his report that technical progress is by no means an easy matter. All the obvious methods of increasing production by copying methods or varieties found useful elsewhere have either failed or yielded only partial success, and to solve most of the problems of agriculture in this Presidency means facing them by rigorous scientific methods. Some of the most important investigations now in progress and the results obtained so far are as follows.

**Cotton.**—In the work of producing and extending the use of improved cotton South Gujarat stands first in point of success. In the tracts south of the Nerbudda River the pure strains of Navsari cotton seed first distributed widely in 1919 have at last spread all over the area in question and are rapidly replacing the former mixed seed in use. Seed for over two lakhs of acres was distributed in 1922 and the character of the District as a producer of staple cotton has been almost re-established. In North Gujarat the position is equally promising and as a result of a number of years' work several selected types of Wagad cotton have been established in a pure condition of considerably better staple and with a higher ginning outturn than those commonly grown. Within a couple of years these will be available on a large scale.

In Khandesh improvements have been made in the types of cotton now grown and seed is being multiplied and should be capable of giving commercial quantities in a couple of years more with a staple a quarter of an inch higher than the ordinary Khandesh production.





Agricultural Department Station for Rice Research at Karjat (Kolaba District).

*[To face Page 84.]*

In the Karnatak the success of the Agricultural Department in producing improved types of cotton by selection has been in some ways greater than anywhere else and the cotton seed produced by the Department is rapidly replacing the ordinary Kumpta cotton in the Dharwar, south Bijapur and south-Belgaum districts.

In addition to the work of improving the types of cotton grown, the Department has devoted considerable attention to the question of increasing the yield by the prevention of losses due to insects or disease, and the investigations show great promise, both in the production of disease resisting types and of dealing with disease. Future work on cotton will be much intensified because of grants offered by the Indian Central Cotton Committee for the investigation of certain specific problems of cotton cultivation. These grants amount to Rs. 65,000 in the first year.

**Rice.**—The research work connected with this crop has had remarkable results and three strains have been isolated which give a very much higher yield than the ordinary seed, the figures showing 27·5 per cent., 25·6 per cent. and 16·3 per cent. more yield than the ordinary types. An extension of similar work in the Karnatak, the south Konkan area and the rice growing tracts of Upper Sind will be undertaken.

**Jowar.**—This crop covers more than 8½ million acres in the Bombay Presidency and the question of its improvement by selection has been seriously taken in hand with a view chiefly to the finding of a higher yielding pure type, and the results obtained are promising. The problem of dealing with the Smut disease has been solved by steeping the seed before planting in a solution of copper sulphate and if this method were generally adopted it would mean an addition of from 5 to 10 per cent. at least in the crop. A vigorous investigation is being carried on in connection with the best method of dealing with the jowar borer.

**Bajri.**—Progress has been made towards the evolution of a high yielding drought resisting type.

**Wheat.**—Selections made from the Department's seed have been very successful and have given about 15 per cent. increase

in yield in the types of wheat usually cultivated in the Nasik and Ahmednagar Districts. They are now being multiplied and will be ready for distribution shortly.

**Sugarcane.**—The long continued work on the Manjri Farm in which the most economical method of cultivation and types of cane have been investigated have borne fruit and the methods have now been widely adopted.


**Potatoes, Cardamoms and Fruit Crops** have also received the attention of the Department during the year and various improvements and discoveries made.

#### CHECKING OF PESTS AND BLIGHTS

In addition to the work already referred to and the investigation of the diseases and pests of Jowar, special attention has been devoted to attempts to check the damage done by the Katra Caterpillar in Gujarat and by the Koleroga disease of betelnuts. With regard to the Katra Caterpillar, the Department has proved that this pest, which frequently leads to the complete loss of the crops in some areas, can be checked by dusting with a mixture of Paris green and lime at a cost not exceeding Rs. 2 per acre, while the Koleroga disease can be completely kept under control by spraying with Bordeaux mixture, and the demand for this treatment is increasing. The problem of dealing with land crabs has been to all intents and purposes solved.

**Improvement in Cultivation.**—One of the most remarkable results of the past two or three years is the effect of ridge cultivation in Surat black soil areas for both cotton and jowar. In the case of cotton the increase in yield over the best of the ordinary methods of cultivation is about 150 lbs. of kapas per acre; while in the case of the jowar, though the grain does not increase, the amount of straw is far higher. The application of the method of conserving moisture by repeated shallow hoeings is widening.

**Improvement of Implements.**—Although one of the very early improvements introduced by the Agricultural Department was the iron turnwrest plough for the black soil areas, and though this type of plough of various makes is still extending its use by leaps and bounds, other advances in implements have been few and not very popular. A Committee was appointed by



Young plantation of spineless cactus as Famine fodder.

*(To face Page 86.)*

Government early in the year to consider how work in this direction could be speeded up and made more effective. As a result of the Committee's recommendations it has been decided that the designing of new and improved implements should be an important function of the Agricultural Engineer who will arrange the production of working models at the Dapuri Workshops. Successful designs which promise to have an effective demand will be placed before manufacturers and the propaganda required for the introduction and extension of the use of implements will be under the control of the Agricultural Department.

There are many enquiries continually being made regarding the use of motor tractors in connection with land cultivation, and the results of tests extending over several years have been incorporated in a bulletin by the Agricultural Engineer. The fact is clear that motor cultivation can only be useful when the unit area of cultivation is twenty acres or more, and hence it is not applicable over most of the cultivated area of the Bombay Presidency. Moreover many of the smaller types of tractor such as the Fordson are unsuitable for the black soil areas, though they are very useful in the alluvial country of North Gujarat or Sind. The possibilities of the heavier types of wheeled tractors and of the 'Caterpillar' tractors now on the market have been investigated, and final tests with the former are being made on a large scale, both in Gujarat and Khandesh, where the Department offers to plough land at a definite rate up to the limit of the capacity of the tractors used.

**Improvements in Cattle.**—Government are making headway in the improvement of cattle and the Dairy industry.

The Northcote Cattle Farm, Chharodi, North Gujarat, is carrying on the improvement of the Kankrej herd of cattle. The farm has been able to dispose of a number of cows and young stock heifers of good breeding, surplus to the Farm requirements, into the Kankrej breeding tracts and the milking qualities of this breed are gradually being increased. The Farm was able to put out 19 Kankrej and 2 buffalo-bulls during the year.

The improvement of the Amrit Mahal breed of cattle is being carried on at Bankapur, district Dharwar. The Farm has been

able to put out 7 bulls on the Premium System in its two years of existence.


The Sindhi and Thar Parkar breeds have been provided with a Farm at Malir, district Karachi.

Lectures and advice on the improvement and care of cattle were delivered in as many villages as possible by the District Staff and four very successful cattle shows were held during the year.

**Demonstration and Propaganda.**—As mentioned in last year's report a definitely closer co-operation between the Agriculture and the Co-operative Departments was instituted during 1921-22, including the formation of Divisional Boards which control the propaganda activities of both Departments, and the definite adoption of a system of Local Development Associations for the carrying on of agricultural propaganda in areas which desire it. All these changes were developed during the year and the Boards thus constituted met regularly. They have taken their duties seriously and in several cases have been most useful in bringing the two Departments into closer touch with public opinion. In addition, Government have assisted local agricultural associations by subsidies in order to intensify agricultural propaganda in the talukas.

Apart from the direct propaganda activities of the Agricultural Department, there are a number of services which it undertakes and which in most other countries are done by private agency and which in future years may be undertaken here by such agency. These services include the organisation of the supply of pure seed, the establishment of depôts for the sale and hire of implements, water finding and boring, the storage of fodder and the supply of premium bulls.

**Agricultural Education.**—The Agricultural College at Poona continues to be very popular. The demand for admission from other parts of India continues, but no properly qualified student from the Bombay Presidency has been refused admission. There are six Agricultural Schools, 3 Marathi, 2 Gujarati and one Kanarese; but the school in Sind has been closed as there was little demand for the type of education offered. During the year the training of teachers for a new stamp of rural primary



Loni Agricultural School. Boys filling silos and learning to prepare silage.

*(To face Page 88.)*

#### NOTE ON THE WEATHER

schools was undertaken. The new type of primary schools with an agricultural bias, demand teachers with a special agricultural training and that training is being given at the agricultural schools.

The expenditure on the Agricultural Department amounted to just over 14½ lakhs. Receipts amounted to nearly 3 lakhs.

#### NOTE ON THE WEATHER

**I. The period, April to May, 1922.**—The precipitation associated with the large number of western disturbances which entered north-west India was confined chiefly to the hills round the Punjab and delayed the proper development of hot weather conditions and the usual thunderstorms occurred in north-west and central India only in the last week of May. In April thunderstorms were on the whole less numerous in the Peninsula excluding Bombay. In May thunderstorms were fairly frequent in the south of the Peninsula in the first ten days, and a temporary advance of the monsoon in the south-east Arabian Sea gave widespread rain there in the next two weeks. The total rainfall of the period was almost normal in the Konkan. It was in excess by 21 per cent. in the Bombay Deccan and in defect by 50 per cent. in Sind. No rainfall occurred in Gujarat.

**II. The monsoon period, June to September, 1922.**—The monsoon arrived at the close of May and extended with great rapidity into the Central Provinces and, aided by a western disturbance, carried rainfall into the United Provinces and the Punjab within the next two days. But this vigorous onset was shortly followed by an almost complete break which lasted from the 4th to 12th June. The monsoon steadily revived after that date and in the last ten days of June it was vigorous in the central parts of the country and most of north-east India. It did not however penetrate into the United Provinces and the Punjab except under the stimulus of western disturbances. During the greater part of July the activity of the monsoon was mainly directed to north-east India, the United Provinces and the central parts of the country. In the Peninsula excluding the west coast and in most of north-west India the monsoon



was very weak in the first half of July : it revived in both these areas in the latter half ; but while it continued vigorous in north-west India till the close of the month, it weakened again in the Peninsula after the 24th. August began with a vigorous monsoon in northern and central India ; but by the 4th a break had set in in the Peninsula excluding the west coast and in northwest India. This extended slowly, and between the 9th and 14th there was a well marked break over the greater part of the country. Fortunately the monsoon revived after the 15th and rainfall reappeared in the Peninsula and extended into the Central Provinces and up the Gangetic plain ; in the last ten days of the month there was fairly well distributed rainfall. During September the monsoon was stimulated into vigorous activity in northern and central India by three depressions from the Bay and two disturbances from the west ; but over the greater part of the Peninsula on the other hand it was unusually weak. The monsoon withdrew from north-west India on the 22nd September, about a week later than usual ; and even on the west coast there was hardly any rain after the 23rd. The total rainfall of the period was normal in the Konkan and nearly so in Gujarat but was in deficiency by 39 per cent. in Bombay Deccan and 69 per cent. in Sind.

**III. The Retreating south-west monsoon period, October to December, 1922.**—The activity of the monsoon was mostly confined to the south of the Peninsula in October and, although it occasionally extended to Hyderabad and Bombay, it was on the whole weaker than usual. In November on the other hand the monsoon was unusually strong and gave rise to four storms in the Bay ; one of these crossed the north Madras coast near Masulipatam and carried rainfall into Hyderabad, Bombay and the Central Provinces, and the last one passed out into the Arabian Sea close to Trivandrum and gave very heavy rain locally in south Madras. In December the monsoon was again weak. The total rainfall of the period October to December was above normal in the whole of the Peninsula excluding the west coast ; but there was no rainfall in Sind.

**IV. The period, January to March, 1923.**—The chief feature in January was the large excess of rainfall in the south-east

## PRICES

of the Peninsula and the unusual dryness over the rest of the country excluding the Punjab and the surrounding mountains. A shallow depression which formed to the east of Ceylon and moved slowly westwards (9th to 13th) stimulated the monsoon into unusual activity and rainfall was widespread in south Madras. February and March were remarkable for the abnormally heavy rain over the whole of northern India and in the north-east of the Peninsula as a result of the southerly track followed by most of the western disturbances of these two months.

The total rainfall of the period was in large defect in the Konkan but in considerable excess in Gujarat and the Bombay Deccan. It was almost normal in Sind.

The aggregate rainfall of the year was in defect by 59 per cent. in Sind, 7 per cent. in Gujarat, 2 per cent. in the Konkan and 12 per cent. in the Bombay Deccan.

## PRICES

**Retail prices.**—An all round fall in the prices of foodstuffs, owing mainly to good harvests, was the outstanding feature in all Divisions of the Presidency including Sind during the year 1922-23. Prices of imported articles and the necessities of life other than food grains continued high.

**Presidency.**—The prices of cereals and pulses declined considerably during the year as will be seen from the tables below. The price of salt, however, rose in February in all Divisions as a result of the enhancement in the duty by Rs. 1-4 per maund. Ghee was cheaper in some districts and was sold at the same prices as the previous year in others. There was an appreciable fall in the price of fodder.

**Sind.**—There was a considerable fall in the prices of food grains in all districts in Sind. The marked decline in the price of wheat was due to large previous stocks, two good successive harvests and bumper crops in foreign countries. Prices of foodstuffs in many districts were lower during the year under report than at any other period since the outbreak of war. The price of ghee continued high. It is interesting to note that the cheap grain shops in Karachi city continued to remain closed during the year.

The following table shows the cost of living of working class families in respect of seventeen food articles, kerosene and clothing for each Division and for the Presidency.

(July 1914 = 100)

Divisions.	Weighted Index Numbers.*		
	July 1914	March 1922	March 1923
Northern Division .. ..	100	169	136
Central Division .. ..	100	167	158
Southern Division .. ..	100	155	145
Sind .. ..	100	185	139
Presidency .. ..	100	167	144

\* Articles included —Rice, wheat, jowari, bajri, gram, turdal, sugar, gul, tea, mutton, beef, salt, milk, ghee, potatoes, onions, cocoanut oil, kerosene and clothing.

The noticeable fall in the prices of food grains in all Divisions of the Presidency is shown in the following table which gives the unweighted index numbers of the six principal food grains :—

(July 1914 = 100)

Divisions.	Unweighted Index Numbers.*		
	July 1914	March 1922	March 1923
Northern Division .. ..	100	165	125
Central Division .. ..	100	163	127
Southern Division .. ..	100	158	135
Sind .. ..	100	194	120
Presidency .. ..	100	171	125

\* Food grains included —Rice, wheat, jowari, bajri, gram and turdal.

**Wholesale prices.**—A consideration of the figures for foods and non-foods wholesale prices in Bombay during the year ended March 1923 shows that prices were more or less steady from March to June in which month there set in a progressive downward tendency which continued but to a less degree to the end

PRICES

of the year. The general average in March 1923 was lower by 8 per cent. as compared with March 1922. The changes in the index numbers of wholesale prices in Bombay are shown in the following table :—

(July 1914 = 100)

Groups.	31st March			Increase (+) or decrease (—) per cent. in March 1923 as against March 1922.
	1921	1922	1923	
Cereals .. ..	159	177	127	— 28
Pulses .. ..	139	166	93	— 44
Sugar .. ..	338	224	242	+ 8
Other Food .. ..	150	241	296	+ 23
<b>Total Food ..</b>	<b>189</b>	<b>198</b>	<b>179</b>	<b>— 10</b>
Oil seeds .. ..	129	140	139	— 1
Raw Cotton .. ..	108	174	213	+ 22
Cotton Manufactures .. ..	256	251	227	— 10
Other Textiles .. ..	163	139	139	
Hides and Skins .. ..	152	168	134	— 20
Metals .. ..	246	192	187	— 3
Other raw and manufactured articles .. ..	214	195	176	— 10
<b>Total non-food ..</b>	<b>191</b>	<b>189</b>	<b>179</b>	<b>— 5</b>
<b>General Average ..</b>	<b>190</b>	<b>192</b>	<b>179</b>	<b>— 7</b>

Number of articles in index number = 44-15 food and 29 non-food.

Broach cotton sold at Rs. 625 per *bhar* (24 maunds of 40 lbs. each) in August; in October the price went down to Rs. 540 and by the end of the financial year (March) had risen to Rs. 675. Seed cotton increased from Rs. 225 to Rs. 250 per *bhar*. The price of timber and bricks decreased considerably in the Thana District.

## LABOUR AND WAGES

Although prices fell considerably during the year under review there was as anticipated no corresponding fall in wages. There is an increasing tendency among labourers to improve their status in the same way as skilled artisans and all classes of labourers are reported as becoming more independent. With the increase in wages there is, it is reported, no corresponding efficiency in the work turned out and the tendency to spend surplus wages on drink is increasing. The rapid growth of the Presidency as an industrial province has resulted in a consequent insufficiency of labour and a rise in wages.

**Agricultural Labour.**—Field labourers in all districts of the Presidency are migrating in increasing numbers to towns and cities where employment is available on good wages in cotton mills, cotton ginning and pressing factories and other industrial concerns. As a consequence of the general shortage in the supply of labour and the increase in the cost of production due to the high wages paid to field labourers agriculture has suffered in the Northern Division. The conditions of cultivation do not give scope for the adaptation of any labour saving devices and as a result of this the rice fields in the Thana District were neglected in some places and remained uncultivated for want of tenants and labourers. Agriculturalists in the Surat and Broach districts imported labour from the neighbouring Indian States. Spice gardeners in the ghat tracts of the Kanara district complained bitterly of the high wages which they had to pay owing to the dearth of labourers. Supa and Haliyal imported labour from Goa. Owing to the unseasonableness of the monsoon in 1922 in the Karnatak there was a sufficient supply of field labourers in the Belgaum, Dharwar and Bijapur Districts, but wages continued nevertheless high.

Wages in the Central Division were higher than last year owing mainly to an excellent season and the consequent demand for field labour. Satara had to import labour for the purpose of harvesting the groundnuts and crushing the sugar cane grown in the district.

Sind is the only Division in the Presidency where wages remained at the same level as that of last year. The following

**LABOUR AND WAGES**

table gives the average daily wages of field labourers in the neighbourhood of district head-quarter towns by Divisions and Economic Circles and for the Presidency and Sind.

	Daily average wages in		
	1913	1921	1922
<b>Political Divisions—</b>	<b>Rs. a. p.</b>	<b>Rs. a. p.</b>	<b>Rs. a. p.</b>
Northern Division .. ..	0 4 9	0 9 9	0 10 3
Central Division .. ..	0 5 0	0 7 9	0 8 3
Southern Division .. ..	0 4 0	0 7 6	0 8 9
<b>Economic Circles—</b>			
Gujarat Circle .. ..	0 4 6	0 9 3	0 9 9
Deccan Circle .. ..	0 4 6	0 7 6	0 8 3
Konkan Circle .. ..	0 5 3	0 9 6	0 10 3
Presidency Proper .. ..	0 4 9	0 8 3	0 9 9
• Sind .. ..	0 7 9	0 12 9	0 12 6
• Whole Presidency .. ..	0 4 9	0 8 6	0 9 0

**Unskilled Labour.**—The wages of unskilled labourers rose in all Divisions of the Presidency Proper. The continual and rapid industrialisation of Ahmedabad and Sholapur, the activities of the Development Department in Bombay City and the Island of Salsette and new construction work elsewhere have created a demand on good wages for unskilled labourers. Wages, for example, in the Panch Mahals are likely to rise still higher owing to the construction of locomotive workshops at Dohad. Labour too in the Poona district was attracted in large numbers to the power works of the Tata Companies where regular employment was offered on higher wages with the additional advantage of good housing accommodation. The Satara district supplied 36,000 professional labourers to Bombay, Karachi and other industrial towns and cities. These labourers returned to their houses on the advent of the monsoon. Unskilled labourers from Ahmednagar and Aurangabad migrated to the two Khandesh Districts to work in cotton ginning and pressing factories. Wages in Sind were slightly lower than last year owing mainly to the remarkable drop in the prices of food grains. The following table shows the daily average wages of unskilled

labourers in district headquarter towns in the same manner as in the case of field labourers :—

	Daily average wages in		
	1913	1921	1922
<b>Political Divisions—</b>	<b>Rs. a. p.</b>	<b>Rs. a. p.</b>	<b>Rs. a. p.</b>
Northern Division .. ..	0 5 3	0 12 6	0 13 3
Central Division .. ..	0 5 9	0 8 6	0 9 3
Southern Division .. ..	0 5 9	0 8 9	0 9 9
<b>Economic Circles—</b>			
Gujarat Circle .. ..	0 5 3	0 11 6	0 12 6
Deccan Circle .. ..	0 5 9	0 8 9	0 9 3
Konkan Circle .. ..	0 6 3	0 10 9	0 12 0
Presidency Proper .. ..	0 5 9	0 9 6	0 10 6
Sind .. ..	0 8 0	1 1 0	1 0 0
Whole Presidency .. ..	0 6 3	0 11 6	0 12 0

**Skilled Labour.**—With the exception of the Southern Division the wages of skilled labourers rose in all Divisions of the Presidency. The largest increase was in the Northern Division where wages rose by 18 per cent. above those of last year. The demand for skilled labourers in the year under review was increasing and the supply was inadequate in all centres. There exist, therefore, none of the factors which make for a reduction in the wages of skilled labourers. The following table shows the daily average wages of this class in the same way as in the two preceding tables :—

	Daily average wages in		
	1913	1921	1922
<b>Political Divisions—</b>	<b>Rs. a. p.</b>	<b>Rs. a. p.</b>	<b>Rs. a. p.</b>
Northern Division .. ..	0 13 9	1 14 0	2 3 6
Central Division .. ..	0 13 0	1 4 9	1 5 9
Southern Division .. ..	0 10 9	1 1 9	1 1 9
<b>Economic Circles—</b>			
Gujarat Circle .. ..	0 13 6	1 12 6	2 2 6
Deccan Circle .. ..	0 11 9	1 3 6	1 4 0
Konkan Circle .. ..	0 13 9	1 9 9	1 10 9
Presidency Proper .. ..	0 12 6	1 6 9	1 8 9
Sind .. ..	1 4 6	2 3 0	2 4 0
Whole Presidency .. ..	0 13 9	1 8 9	1 10 9

## FORESTS

For purposes of administration the Presidency has been divided into four Forest Circles, three of which are in charge of Conservators and one (the Sind Circle) in charge of a Deputy Conservator. The Chief Conservator is at the head of the Forest Department.

The Controlling Forest Staff has been divided into an Imperial Service and a Provincial Service. The Imperial Service now consists of one Chief Conservator, three Conservators and 24 Deputy and Assistant Conservators. The Provincial Forest Service consists of 25 officers, *viz.*, two Extra Deputy Conservators of Forest, and 23 Assistant Conservators.

Forest administration is a branch of the general administration and the central authority in forest matters is the Commissioner of a Division, subject to the general orders of Government. The Chief Conservator is the local head of the Forest Department and the technical adviser of Government in forest matters. Forest Officers in charge of Circles have full powers in all professional operations of technical forestry; but in all other matters, such as those of rights and privileges of the people in forests, local supply of grass, grazing and fodder, and generally as regards the relation of the department with the people, control vests in the local revenue officers and the forest officers are subordinate to them for these purposes. A Working Plans Division is maintained in each Circle and the duties of the divisional officers are to ascertain the capabilities of the forests in the production of timber and other forest produce and to prepare scientific schemes for the exploitation of the forests so that they may be worked for the greatest benefit both of the State and the people. The work in connection with the preparation of working plans is generally well advanced, but revision of plans is carried on continuously. The classification of forests into forest proper, fuel and fodder, reserves and pastures has been completed in all Circles and the areas classed as pastures have been transferred to the Revenue Department for management.

Nearly 15 thousand square miles or approximately 1 per cent. of the area of the Bombay Presidency comes under the Head of "Forest". During the year under review the surplus



of revenue over expenditure amounted to 31·69 lakhs, which represents an income of 45 per cent. of the gross revenue, although the slump in the market for forest produce continued throughout the year. This revenue and the preservation of the forests was not obtained without criticism, especially by cultivators living in the neighbourhood of forests. Many of them are unable to realise the work the Forest Department does and the principles upon which its administration is based. The produce of forests is essential not only to the man who lives near the forests, but to the man who lives in Cities and Towns, or in the Mofussil Districts where there are no forests. Large as is the area under forest in the Bombay Presidency, it is considerably below that which expert opinion considers necessary, namely, that not less than one-fourth of the area of a country should be under forest. As it is, in this Presidency wood has to be imported from outside. Moreover, the forest crop is very slow in development and the seed sown by Forest Officers today will not come into fruition for a decade or even a generation.

In the year under report there was a decrease of 7 per cent. in the total number of offences against the Forest Laws; and of the 16,000 offences reported over 13,000 were compounded and compensation, amounting to over a lakh of rupees, recovered. Only 451 cases actually came before the Courts during the year. Over 300 villages were punished for bad fire protection with enhanced grazing fees, but 466 villages in the Southern Circle were rewarded with free or concession grazing for good fire protection. Contrary to the belief that exists in some quarters, the forest areas are not strictly closed and the use of them forbidden to people in the neighbourhood. The following table shows that only 16·8 per cent. of the Forest areas are closed to all animals for the whole year :—

	Sq. miles.	Per cent.
Closed to all animals for the whole year ..	2,512	16·8
Closed to all animals for part of the year ..	199	1·3
Open to all animals except browsers for the whole year ..	9,181	61·2
Open to all animals for the whole year ..	3,104	20·7
Total ..	14,996	100



Teak Nursery in Kanara Forest.

*(To face Page 98,*

## FORESTS

Moreover, nearly  $2\frac{1}{2}$  million cattle were admitted to grazing in the Forest areas during the year at a purely nominal fee. A little more than  $4\frac{1}{2}$  lakhs were collected as grazing fees, whereas the value of the grazing at full rates is estimated at 21 lakhs. During the year grazing fees were doubled in all the districts of the Central Division. The question of a general increase of grazing fees in the whole Presidency is under consideration.

### EXPLOITATION

The works carried out by Departmental Agency were : timber, sandalwood and minor produce such as mhowra, hirda, etc., brought to sale depôts, timber in the log and sawn supplied to Railways and Government Departments mainly from the Southern Circle and the Dangs, supply of fuel to the M. and S. M. Railway in the Southern Circle, and to Departmental Steamers in Sind and to Departmental Depôts in Mahableshwar and Matheran, and to Depôts along the coast in Kanara.

The total value of forest produce removed by right and privilege holders and free grantees amounted to Rs. 11 lakhs. The outturn from all sources of forest produce during the year was :—

Timber	..	..	5,874,000 cubic feet.
Fuel	..	..	46,340,000 cubic feet.
Sandalwood	..	..	Rs. 63,205.
Bamboos	..	..	Nearly 2 lakhs.
Grass and grazing..	..	..	Over Rs. 13½ lakhs.
Other minor produce	..	..	Over Rs. 2 lakhs.

The total revenue amounted to Rs. 70,35,683, and expenditure to Rs. 38,67,175, giving a surplus of Rs. 31,68,508. Both the surplus and its percentage of gross revenue (45 per cent.) showed an increase both over the previous year and the quinquennial average which is 43.1 per cent.

In view of the world wide trade depression it is difficult to expect any but gradual improvement. Efforts, however, are being made to meet the slump in prices by better utilization of forest produce and by supplying direct to such large consumers as the Railways.

The principal sources of revenue were :—

Timber	..	..	43½ lakhs.
Firewood and charcoal	..	..	12½ "
Bamboos	..	..	1½ "
Sandalwood	..	..	1½ "
Grazing and fodder nearly	..	..	7 "
Other produce nearly	..	..	2 "

Capital expenditure to the amount of over 2½ lakhs was incurred during the year. Much work of an experimental kind chiefly in connection with silviculture was carried out during the year and varieties of timber were supplied to Commercial Firms with a view to testing their suitability for cricket bats, matchsticks, etc.

The Salai (*Boswellia serrata*) tapping license given out in the North Khandesh Division has not yet been put into operation owing to heavy fall in the market price of the gum. The proposal to utilise the forest grasses from Shirpur for paper manufacture have not led to business as yet. The possibility of increasing the revenue by the utilization of saw mill waste and the manufacture of rail keys, tool handles, jute and cotton loom picking arms is under investigation. There is a considerable scope for developing the Rosha oil industry in the North and West Khandesh Divisions. Substitution of better methods of distillation than the present crude one together with reduction in the cost of collection of the grass by increasing the yield per acre are the two main lines of investigation that are engaging attention now.

**Famine Fodder Operations.**—One hundred and thirty lakhs of lbs. of grass was baled and stored at various stations for supply during famine years.

In addition to continuing the contracts for supply of timber and fuel to the M. & S. M. Railway, direct supplies of teak logs and sawn hardwood from Kanara to the G. I. P. Railway were commenced, though, owing to unforeseen difficulties, the full quantity promised could not be supplied. Good progress has since been made and the saw mills kept working at full pressure. A contract for larger quantities for the next two years has already been secured, and though certain difficulties in details

## CO-OPERATIVE MOVEMENT

of arrangement of supply are still experienced, this work promises to be advantageous to the Department.

Proposals for the revision of the Forest Settlements of Kanara and extension of the Minor forests on the coast, received Government sanction. The proposals, when given full effect to will go a long way to meet the wishes of the people. The formation of village forests on the coast under the management of village panchayats with a view to associating the people actively in the responsibility of protecting and managing the forests will be watched with interest. It is proposed to constitute the coast minor forests into a Minor Division under the control of the Collector.

## CO-OPERATIVE MOVEMENT

The Agricultural and Co-operative Departments deal with different aspects of the same problem, namely, the improvement of the economic condition of the rayat, and Government have emphasized the necessity for a close and intimate connection between the two. On the passing of the Co-operative Societies Act of 1904 an independent officer was appointed as Registrar, but from 1907 to 1919 he was subordinated to the head of the Agricultural Department. In the latter year, the two Departments were again separated. Progress in the co-operative movement was at first slow and the Registrar aimed at a gradual education of the agricultural and industrial classes of the Presidency in the co-operative idea and the moral lessons which it implies ; but the large increase in the number of Societies and Honorary Organisers, and the interest taken by the public in the divisional and provincial conferences tend to show that the co-operative movement has taken a strong hold in the Presidency. The establishment of the Co-operative Central Bank with the aid of a Government guarantee, and the passing of the Co-operative Act, of 1912, which admits of forms of co-operation other than credit have been of great help in furthering the movement.

The Co-operative Movement in 1922-23 was again faced by an adverse season and by the ill effects of financial stringency. Retrenchment enforced by the Council also inevitably led to a

certain loss of efficiency, while in the opinion of co-operators as well as of the officials concerned it was more necessary to consolidate existing societies than to extend the movement rapidly. In spite of these facts the working capital rose from Rs. 435 lakhs on 31st March 1922 to Rs. 533 lakhs. Of the total Rs. 169 lakhs were contributed by Central Banks, Rs. 176 lakhs by agricultural societies, and Rs. 188 lakhs by non-agricultural societies.

The relative growth of the agricultural movement in the various districts of the Presidency requires careful attention. The progress to be achieved and the progress actually obtained cannot be set forth without a detailed study and analysis of the economic conditions of the different regions of the Presidency. Where a cultivator is in any case unable under actual circumstances to make his business profitable and where in reality he maintains himself and his family not by cultivation but by outside labour done at other times or seasons, it is not possible by the mere loan of money to turn his loss into a profit or to save him from the inevitable end.

The economic scene of the Deccan is extremely confused, but it seems to be certain that even in a normal year this is the case with a large percentage of the cultivating population. In Sind also the rural population appears to be declining and the annually cropped area to be going down. On the other hand the garden and rice lands of the Konkan and most of the Karnatak appear with their cultivators to be in a stable condition; while it is unquestionable that the Districts of East and West Khandesh, and of the Panch Mahals are on an upward wave of prosperity. These facts have to be borne in mind when undertaking the organization of co-operative societies.

In Dharwar the number of cultivators who are members of co-operative societies is now well over one-quarter of the whole. Both in Broach and Kanara 19 per cent. of the total number of agriculturists are now members of societies. In East and West Khandesh, however, the percentages are still only 13 per cent. and 10 per cent., figures much too small for such rich and progressive districts. In the Panch Mahals on the other hand, a district which is on the upward path but in which the population

## CO-OPERATIVE MOVEMENT

is illiterate, backward and for a long time inured to the servitude to the money-lender, the percentage of members to the total number of agriculturists has now reached the gratifying figure of 14 per cent. It is worth noticing also that among the Bhils of the Panch Mahals a considerable number of women are members of societies and 44 are at present elected members of managing committees. This is in accordance with the salutary custom of those tribes and it is hoped that more women will be represented in future both as members of societies and of their managing committees.

Progress in Sind has continued to be very satisfactory and in the Hyderabad District 16·8 per cent. of the cultivators are members of co-operative societies, while in the District of Nawabshah the percentage is 11. In Sind as a whole, however, out of 175,125 cultivators only 13,377 or less than 8 per cent. are so far members of societies. It will therefore be seen that quick as has been the progress of the Co-operative Movement in Sind in the last five years, there is still ample room left for expansion. It is to be hoped that now that the Sukkur Barrage Scheme has been sanctioned and that much new land will be made available for cultivation under that scheme, agriculturists will combine in co-operative societies for the purpose of taking up considerable portions of this land and for cultivating it on improved co-operative methods.

The Bombay Provincial Co-operative Bank sustained an almost irreparable loss in the course of this year by the sad and unexpected death of one of its two founders and at the time its Chairman, Sir Vithaldas Thackersey. The working capital of the Bank now amounts to Rs. 85½ lakhs, as compared to Rs. 65 lakhs last year. Sanction has now been given by a General Meeting to increase the share capital by another Rs. 3 lakhs which will at once serve further to stabilise the long-term capital available and admit of the Bank assuming further liabilities. Owing to the progress of the District Central Banks the money directly required from the Provincial Bank by primary societies has considerably decreased and as District Banks themselves were owing to the circumstances of the agricultural movement in many cases in possession of surplus funds, they also did not

require to draw upon the Provincial Bank to any large extent. In consequence it had at one time as much as Rs. 35 lakhs lying in its possession which could not be used within the co-operative movement, and the reinvestment of this sum on more or less profitable terms was a matter of no little difficulty. The possession of such large surplus funds, however, is a source of enhanced credit and will be of value to the co-operative movement in future years when co-operative marketing has developed further and when the agricultural societies have been consolidated and again extended in number and membership. The net profit for the year amounted to Rs. 1,02,000 on which a dividend of 7½ per cent. was paid.

The Consumers' Movement continues to be disappointing in this Presidency as elsewhere in India. A co-operative hostel opened last year by some Madrasi students in Bombay has, however, continued to be extremely successful with a turnover of Rs. 14,000 and a profit of Rs. 446 on a share capital of Rs. 780. Another students' society at the Sydenham College also worked with success not merely in the financial aspect but also from the point of view of character building. Of the larger societies a few have been quite successful, as, for instance, the Shri Mahalaxmi Sahakari Bhandar in Bombay. It appears to be clear that given suitable conditions and satisfactory working, stores societies have their place in Bombay City and can succeed, but careful business management and auditing is required.

Housing Societies have on the whole done very well. There are 37 societies registered in Bombay Presidency including Sind. An interesting society is that of the St. Joseph's Guild Housing Society at Ahmednagar which has constructed 23 good tenements held on the co-partnership tenancy system by men of the working classes. This is noteworthy as so far being the only society which caters for a poor community and which provides houses suitable for labourers and poor men at extremely cheap rents. One of the best laid out of the societies is the Kanara Goud Saraswat Co-operative Society at Andheri, a suburb of Bombay, which though on a small scale appears to compare quite favourably with any co-operative garden city in England. At



the close of the year the working capital of housing societies in the Presidency has risen to nearly Rs. 43 lakhs, and it is also hoped to make a beginning soon with the question of rural housing.

There has been a further slow but sound progress in societies for industrial production. The total number registered now stands at 23, of whom 13 may be said to be really working.

The weavers' societies unfortunately are more or less at a standstill, and it is difficult to discover exactly what the next step should be. The total membership is only 2,717, a figure which probably represents about 1 in 25 of the total number of handloom weavers when female workers are excluded and 1 in 45 when the female workers are included. The working capital of the societies was over Rs. 3 lakhs and their sales amounted to a little over Rs. 3½ lakhs. As on a very moderate computation at least a crore per year is required adequately to finance weavers in the centres where co-operative societies now exist, it is apparent that only the fringe of the matter has so far been touched and that there is a great way to go before co-operation can be said to have had any material effect on the conditions of the handloom industry. "The industry," says the Registrar of Co-operative Societies, "is one for which many are prepared to express lip-sympathy but for which few appear to be prepared to work."

The Co-operative Department was kept unusually busy during the year with duties of a legislative or quasi-legislative type. The most important matter was the drafting of a new co-operative Bill which was submitted to Government in September but which it has not yet been possible to put before the Council owing to the need for the sanction of the Government of India. Provisions of importance affecting the co-operative movement were also introduced into the new Local Boards Act, and Co-operative Banks approved by Government have now been empowered to act as Bankers to Local Boards, while Assistant Registrars have also been included among officials entitled and obliged to attend meetings of Local Boards and of their standing committees. When the Council extended the provisions of the Rent Act, the special position of co-operative

housing societies was duly taken into account and they were exempted from the provisions of the Act.

The moral and material benefits conferred by the Co-operative Movement can no longer be doubted. But its ultimate utility must depend in the last resort upon other conditions in the body politic. They are contingent upon the agricultural situation, upon the economic conditions, and upon the spread of literacy and also to no small extent upon the progress of social and economic legislation. The development of co-operation cannot be divorced from the general progress of the country and the application of law and public opinion to the new problems created by the transition to a industrial and a capitalist state.

## HORTICULTURE

### PUBLIC GARDENS

**Bombay Municipal Gardens.**—Ten public gardens were maintained by the Municipality during the year. The number of visitors to the Victoria Gardens was over two millions. In addition to over a hundred band performances at the different band-stands, fourteen concerts of Indian music were given at the Victoria Gardens. The latter were not well patronised.

**Empress and Bund Gardens, Poona.**—These gardens are maintained by the Agri-Horticulture Society of Western India. The season was not satisfactory, the weather being variable and unfavourable to garden operations.

Annuals though late in coming into flower gave a good display throughout the year, Phloxes and seedling Dahlias showing great variety of colour and form. Roses gave a good yield. Wedding and presentation bouquets (a speciality of these gardens), decorated baskets, wreaths, crosses and cut flowers were sold to the value of Rs. 6,400 plants worth over Rs. 2,000 were supplied to the G. I. P. Railway Company and the mango crop obtained the record price of Rs. 1,160.

Among Bulbous plants the lovely groups of Yellow Arums from South Africa were new to the gardens and probably to the Bombay Presidency. Bulbs of *Freesia Refracta Alba* were imported from Holland and grew into strong plants making a perfect show.

## HORTICULTURE

The progress of the garden is considerably handicapped for want of funds, although the utmost economy is practised.

The income for the year at the Empress Garden was Rs. 31,200 and expenditure Rs. 32,400. The income includes Rs. 10,500 from the sale of plants, Rs. 7,500 from seeds, Rs. 6,400 from flowers, Rs. 2,300 from fruits and Rs. 500 from vegetables.

The Bund Garden has retained its character as a display garden. The cost of maintaining it was Rs. 4,360 which was covered by the sale proceeds.

## CHAPTER VI

### TRADE AND COMMERCE


THE year 1922-23 was one of industrial and commercial depression and though some new industrial concerns started work, they were ones that had been under preparation for some time past. The Bombay mill industry shared in the prevailing slump and at the end of the year unsold stocks were heavy and probably some of the weaker mills are now not working at a profit. There was a prolonged strike among the millhands in Ahmedabad and despite this, stocks have accumulated there also. After several years of great prosperity in the mill industry, the year under report was comparatively disastrous.

#### DEPARTMENT OF INDUSTRIES

The Department of Industries came into existence in 1917. Its administration is vested in the Director of Industries. The Director's main functions are the promotion of local industrial enterprises,

- (a) by advice and information,
- (b) the introduction of new methods and improved implements,
- (c) the management of pioneer and demonstration factories, and
- (d) examination of requests for loans and other concessions and suggestions of the form of assistance required.

The Director also studies the economic conditions of the Presidency from the industrial point of view, collects commercial information and investigates all existing industries which give promise of local development with a view to rendering them any assistance in his power. He is assisted by an Advisory Committee, of which he is *ex-officio* Chairman, consisting of persons interested in trade and industry. On the technical and industrial side the Department manages a hand-loom weaving section. It has also a Pottery expert, and part-time services of officers of other departments and institutions are utilised for technical assistance and advice to the Department.



Dapuri Workshops. Iron castings made in the Foundry.



Dapuri Workshops. Some of the Apprentices. [To face Page 108.

## DEPARTMENT OF INDUSTRIES

The object of the weaving section is to introduce improved appliances and methods amongst the weaving population so as to raise the standard and increase the amount of their output. This is carried out by means of weaving schools and by demonstrations. The pottery expert is investigating the clay resources in several parts of the Bombay Presidency for the manufacture of Pottery. The commercial possibilities of vegetable oils, casein manufacture, glass-making, bitters at the Kharaghoda salt-works, sugar and tanning have also received attention. It is mainly through the efforts of the Department that magnesium chloride on a large scale is now manufactured at Kharaghoda from the bitters of the salt-works. The Department imparts instruction in mechanical engineering and has introduced a system of apprenticeship at the workshops at Dapuri for the training of boys as skilled tradesmen such as fitters, turners, machine hands, etc. It has also instituted scholarships for the study of advanced industrial chemistry and electrical engineering.

At the end of 1922, Government invited the opinion of the Advisory Committee of the Department of Industries on the advisability of closing down the Department as a measure of retrenchment. A majority of the Committee were of opinion that the Department should be closed and its functions distributed among other departments. Eventually, however, it was decided by Government that the Department would be retained in a skeleton form, at any rate for the present, but extensive retrenchments were made and the work of the Department concentrated. The necessity for retrenchment precluded the possibility of any great steps in the matter of new industrial investigations.

The main work of the Department was concentrated on cottage industries and the weaving section has continued its efforts for the introduction of the fly-shuttle loom—an improvement which probably increases the output of the individual weaver by 40 per cent. There were five weaving schools and seven weaving demonstrations in operation during the year in the Deccan and the Southern Maratha Country. Lack of funds prevented the extension of the work to Gujarat or Sind. An improved warping and sizing machine suitable for small

handloom factories and groups of individual weavers was tested and finally produced most satisfactory results, but again lack of funds have prevented its continued demonstration by the Department. Efforts were made to revive the Calico Printing Art, and designs were obtained from the School of Art and were used in Ahmedabad and Surat with successful results. On the whole, the handloom weaving industry is still holding its own against the power loom, but its main needs are some co-operative system of finance and the improvement of those preparatory processes which at present waste much time of the weaver.

Further experiments in casein were continued and the demonstration factory at Anand turned its attention to the manufacture of rennet casein. A drying machine has been designed and found to be successful which will enable the manufacture of casein to be carried on during the rains. A machine for testing casein glue was also obtained.

The Fisheries section of the Department was entirely closed and a report on the work of the steam trawler "*William Carrick*" published at the end of 1922. A private firm during the year had been experimenting with the steam trawler "*Madras*" but after a certain measure of success, finally closed down in July owing to the crew being unable to stand the monsoon weather.

The Geological Survey of India investigated the kaolin deposits in the Khanapur Taluka, District Belgaum, and made a reconnaissance in the Runn of Cutch for examining the possibility of chemical products from the brine to be extracted by boring. The magnesium chloride industry at Kharaghoda had an unsuccessful year owing to the continued fall in the price of imported magnesium chloride and at the end of the year found its product unsaleable at a profit.

The experiments in connection with pottery are now more advanced as the semi-commercial plant which had been ordered from Europe has been put up and started work in July. There seem to be prospects of success with flooring tiles and earthenware pottery. A large number of experiments were conducted both for tiles and pottery and numerous analyses of clay were made.

## THE FACTORIES ACT

During the year the Victoria Jubilee Technical Institute was faced with financial difficulties owing to the depreciation of securities in its building fund and the tremendous rise in the cost of building since 1913. Government came to the assistance of the Institute and a promise of support was also received from the Mill-owners' Association. The Institute has now been able to complete and move into its new buildings at Matunga and is certainly the best equipped and most advanced technical institution of its kind anywhere in India. Arrangements have also been made for training at the Institute apprentices both in the Railway workshops and in Bombay mills. The lack of theoretical training to accompany the practical work which apprentices do in the shops and mills has long been felt in Bombay and there is every hope of the present classes being of great value to the industries concerned.

The Department participated in the British Industries Fair held in London in February-March 1923, but the prevailing trade depression prevented any large number of wholesale orders being obtained. At the Red Cross Fête in Bombay in December 1922 an exhibit was put in of handloom weaving consisting of looms of various kinds and showing by actual working the effect of the improved types the Department is attempting to introduce. The exhibit excited considerable interest and gave a useful indication to the public of the work the Department is doing.

## THE FACTORIES ACT

There were 1,062 registered factories in the Presidency, 464 perennial and 598 seasonal of which 982 were working in the year under report. The increase of 136 registered factories over that of last year was due to the introduction of the New Act, which enlarged the definition of the term "Factory", rather than to industrial development. Two hundred and two of the perennial and 552 of the seasonal factories were connected with the Cotton industry.

Both in Ahmedabad and Bombay there is an increased appreciation of the need of improving conditions in the textile industry and some mills have installed new plant for humidification and ventilation.



The number of persons employed in factories was 360,518. A further increase of 2·2 per cent. was recorded in the employees engaged in the Cotton industry. Women workers increased by 1·9 per cent. while there was a diminution of 15 per cent. in the number of children.

Children employed in Bombay numbered 1,498, the lowest figure recorded in the last 22 years, but the number of children who presented themselves for certificates was 13,783 of whom only 16·8 per cent. were found to be fit and eligible for certificates. The whole-time certifying surgeon for Bombay continues to exercise a wholesome check on the improper employment of children. At Ahmedabad where the children employed are much more numerous than in Bombay City there is also a whole-time certifying surgeon.

There was no improvement in the steps taken by factory owners for the education of half-timers and the younger children of the adult employees. A few factories however do good work and an effort is now being made to bring the Educational Department in closer touch with existing factory schools. Welfare work however continues to increase.

The number of inspections was well maintained but the staff is too small to stamp out evasions of the law.

The total number of accidents was 1,110 or ·31 per cent. of the operatives employed. The number of fatal accidents was 42, the largest since 1913.

During the year 2,582 boilers were inspected and certified by the Boiler Inspection Department. The Officers of the Smoke Nuisances Department made 1,998 observations during the year and paid over 1,058 visits to factories. In Bombay the emission of dense black smoke has been prohibited.

### SEA-BORNE TRADE

The year 1922-23 witnessed a return to normal trading conditions, which was most welcome after the abnormalities of previous years. The total foreign trade (Private), excluding treasure, of the Presidency proper was valued at over Rs. 190 crores showing an increase of 11½ crores or 6½ per cent. over the

figures of the previous year. Imports of merchandise fell by Rs. 8·21 crores or 8 per cent., while exports rose by Rs. 19·76 crores or 24 per cent. The apparent decline in imports represents not a decline in volume but a decline in prices. The advance shown in export figures is more genuine as prices, on an average, showed little variation. Hence the export trade expanded both in volume and in value. The net result is clear, namely, that the trade of the Presidency is returning to its normal pre-war channels at a pace which is quite surprising in view of the prevailing political and economic difficulties of Europe.

In another way also the trade of Bombay returned to the normal. In the two preceding years India's unfavourable trade balance did not permit her to absorb much bullion, with the result that in 1921-22 there had been a net export of gold on private account from Bombay, and in 1920-21 a net export of both gold and silver combined. In the year under review, the balance of trade was once more in India's favour, and accordingly Bombay, her chief bullion market, resorted to her traditional method of dealing with a favourable trade balance and imported treasure valued at no less than Rs. 58 crores—a figure Rs. 12 crores higher than the record figure of 1912-13.

The total trade of the Bombay Presidency was more than 339½ crores of rupees, 26½ crores more than the previous year. These figures were made up as follows :—

*Foreign Trade (private)—*

Imports—147 crores 42 lakhs, an increase of 20 crores 75 lakhs ;

Exports—104 crores 53 lakhs, an increase of 3 crores 82 lakhs ;

a total foreign trade of 251 crores 95 lakhs, showing a gain of 24 crores 58 lakhs.

*Coasting Trade (private)—*

Imports—43 crores 12 lakhs, an increase of 24½ lakhs ;

Exports—39 crores 56 lakhs, an increase of 3 crores and 21 lakhs ;

giving a total coasting trade of 82 crores 69 lakhs, a net gain of 3 crores 46 lakhs, making a grand total for private trade of 334

crores 64 lakhs, an increase on the total for the year before of 28 crores 4 lakhs.

Adding to this figure Government transactions amounting to 5 crores 2 lakhs, 1 crore 71 lakhs less than the previous year, the total sea-borne trade amounted to 339 crores 66 lakhs, an increase of 26 crores 32 lakhs over the previous year.

The most noticeable feature of the import trade was that in a year when prices were falling, the total value of the imports of cotton piece-goods improved by Rs. 3½ crores. "The figures of the year afford evidence," says the Annual Report on Sea-Borne Trade, "that the Indian consumer troubles himself much less about the origin than about the cost of the cloth which is offered to him. Manchester accordingly reaped the benefit of cutting prices, and the United Kingdom's share in the trade of Bombay's chief import jumped from 60 to 70 per cent. Imports of cotton twist and yarn contracted considerably in value but expanded in quantity. The United Kingdom maintains her supremacy in the higher counts, but Japan has practically wiped out all British competition in the lower counts, especially in 20s in which she successfully challenges even the local spinners." Metals and ores advanced in value and even more in quantity, but machinery and mill-work and also railway plant and rolling stock declined in value owing to lower costs of production. Imports of sugar represented a normal year's supply, but here again a big drop in average values resulted in a reduction in the total value of the trade.

The export trade of the Presidency was, as always, dominated by the great staple, raw cotton. The trade in this commodity attained record figures, both in value and volume, and accounted for nearly two-thirds of the total value of the exports of Indian produce and manufactures. Japan took more cotton than ever before—276,000 tons in all—but did not pay quite as much for it as she paid in 1919-20. The local cotton mills, in particular the spinning mills, suffered some loss in their export trade; the domestic market also was not so favourable, partly owing to the slackening of the Swadeshi movement and larger business in Manchester goods. Nevertheless the production of woven goods was higher than in any previous year, except 1921-22. Exports

## SEA-BORNE TRADE

of seeds showed a large improvement, all the more welcome because Continental Europe is the chief consumer. Improvement was also recorded in practically every other branch of the export trade.

Even the direction of Bombay's trade is reverting to the normal, says the report. The United Kingdom sends more than half the goods imported, and does nearly one-third of the total trade in merchandise. From the British Empire imports amounted to sixty per cent. while exports to it amounted to forty-three per cent. Asia has a large part in Bombay's trade, chiefly because of Japan's huge takings of raw cotton which represent nearly a third of the total exports. Continental Europe has, of course, not yet recovered its pre-war position, either as a supplier or consumer but is making noticeable progress mainly owing to the efforts of Germany. It is remarkable that that country, despite her loss of territory, sent to Bombay in 1922-23 goods worth more than she sent in 1913-14 when she was a powerful Empire; her takings also did not fall very far short of the value of her takings before the war.

### FOREIGN TRADE OF THE PORTS OF BOMBAY AND KARACHI

The following table shows the value to the nearest lakh of the Foreign Import and Export trade of the ports of Bombay and Karachi grouped according to the classes under which they are shown in Government accounts:—

Imports	Increase or decrease in 1922-23.	
BOMBAY	Lakhs.	Lakhs.
Food, drink and tobacco ..	1,018	— 342
Raw materials and produce and articles mainly unmanufactured.	1,066	— 269
Articles wholly or mainly manufactured .. ..	6,503	— 162
Living animals .. ..	18	+ 3
Postal articles not specified ..	216	— 49
<b>TOTAL ..</b>	<b>8,821</b>	<b>— 819</b>

BOMBAY, 1922-23

	Lakhs.	Increase or decrease in 1922-23. Lakhs.
<b>KARACHI</b>		
Food, drink and tobacco ..	529	- 797
Raw materials and produce and articles mainly unmanufactured.	116	- 1
Articles wholly or mainly manufactured .. ..	1,406	+ 248
Living animals .. ..	$\frac{1}{10}$	+ $\frac{1}{50}$
Postal articles not specified ..	12	- 3
<b>TOTAL ..</b>	<b>2,063</b>	<b>- 552</b>

**Exports**

**BOMBAY**

*Indian Produce and Manufacture*

Food, drink and tobacco ..	299	+ 34
Raw materials and produce and articles mainly unmanufactured.	7,451	+ 2,103
Articles wholly or mainly manufactured .. ..	1,283	- 233
Postal articles .. ..	100	+ 8
<b>TOTAL ..</b>	<b>9,133</b>	<b>+ 1,912</b>

**KARACHI**

*Indian Produce and Manufacture*

Food, drink and tobacco ..	582	+ 158
Raw materials and produce and articles mainly unmanufactured.	1,593	+ 764
Articles wholly or mainly manufactured .. ..	33	- 3
Living animals .. ..	$\frac{1}{3}$	- $\frac{1}{10}$
Postal articles .. ..	4	+ 2
<b>TOTAL ..</b>	<b>2,212</b>	<b>+ 921</b>

## SEA-BORNE TRADE

	Increase or decrease in 1922-23.	
	Lakhs.	Lakhs.
<b>BOMBAY</b>		
<i>Foreign Merchandise</i>		
Food, drink and tobacco ..	262	+ 60
Raw materials and produce and articles mainly unmanufactured.	246	+ 93
Articles wholly or mainly manufactured .. .. .	566	- 78
Living animals .. .. .	2	+ 1
Postal articles .. .. .	11	- 12
<b>TOTAL ..</b>	<b>1,087</b>	<b>+ 64</b>

**KARACHI**

<i>Foreign Merchandise</i>		
Food, drink and tobacco ..	63	+ 6
Raw materials and produce and articles mainly unmanufactured.	96	+ 8
Articles wholly or mainly manufactured .. .. .	99	+ 14
Articles re-exported by post ..	$\frac{1}{10}$	$\frac{1}{20}$
<b>TOTAL ..</b>	<b>258</b>	<b>+ 28</b>

Total Exports, Bombay—10,220 lakhs, an increase of 1,976 lakhs.

Total Exports, Karachi—2,470 lakhs, an increase of 950 lakhs.

**CHIEF PORT—BOMBAY**

Practically the whole of the foreign trade of the Presidency proper is carried on through its chief Port, Bombay. The aggregate value of the private foreign trade of the Port, exclusive of treasure, reached the figure of Rs. 190 crores, an increase of nearly 12 crores of rupees or 6½ per cent. The foreign trade of Calcutta advanced by Rs. 8 crores to Rs. 196 crores or by

4 per cent. and that of Karachi by Rs. 4 crores to Rs. 45 crores or by 9 per cent. Imports of merchandise into Bombay, Calcutta and Karachi fell in value by 8 per cent., 18 per cent. and 21 per cent. respectively. Machinery and mill-work, sugar, railway plant and rolling stock, coal, raw cotton and grain, pulse and flour are chiefly responsible for the decrease in Bombay; metals and ores, machinery and mill-work, sugar, railway plant and rolling stock and grain, pulse and flour in Calcutta; and sugar and machinery and mill-work in Karachi. Cotton manufactures are the principal articles which recorded increases at Bombay and Calcutta, and cotton manufactures, metals and ores at Karachi.

If the value of her huge imports of the precious metals be taken into account, the trade of Bombay exceeded by far that of any port in India.

In regard to exports of Indian produce the trade of Bombay advanced by 26 per cent. owing to larger demands for raw cotton, seeds and raw wool. In the case of Calcutta and Karachi exports have increased in value by 31 per cent. and 71 per cent. respectively, jute (raw and manufactured), tea, lac, seeds and grains being chiefly responsible for the increase at Calcutta and grain, raw cotton, seeds and raw wool at Karachi.

The total value of the private coasting trade excluding treasure advanced by Rs. 3·74 crores to Rs. 74·67 crores. This advance is visible in both imports and exports. The principal articles imported are raw cotton and rice, the former showing a rise and the latter a fall. Cotton piece-goods, cotton twist and yarn and raw cotton recorded increases under exports while rice and sugar recorded decreases.

## FOREIGN TRADE

### IMPORTS

The details of trade in the most important articles are dealt with in the succeeding paragraphs.

**Coal.**—During the year under report the conditions which favoured large importations of foreign coal in 1921-22 largely disappeared. The prices of Bengal coal fell considerably and transport difficulties decreased, while the prices of English and

Natal coal practically remained stationary. The result was a considerable fall in the imports of foreign coal. The embargo imposed upon the export of coal in July 1920 was removed from 1st January 1923 to enable the Indian coal trade to re-establish its position in the neighbouring foreign markets, such as Singapore and Colombo. There was a decrease of over two crores in the imports of coal.

**Dyeing and tanning substances.**—There was a decrease in imports by Rs. 39·71 lakhs to Rs. 2·27 crores due mainly to smaller supplies of aniline dyes from the United Kingdom, the United States of America and Switzerland and of alizarine dyes from the United Kingdom. These dyes are the two most important articles. Imports of aniline dyes from Germany showed an advance in quantity and value and those of alizarine dyes in quantity but a slight fall in value owing to low prices of German product. From this it is apparent that the American and English dyes cannot compete with the German, which are undoubtedly regaining their pre-war position. Saffron is the next important article, imports of which advanced slightly in quantity but considerably in value.

Indigo synthetic dye is the only other article which deserves notice as the import from Germany is a little more than last year, at a slightly lower cost, a fact that is not encouraging for those interested in natural indigo.

**Machinery and mill-work.**—The volume of the imports recorded under this head has been well maintained, for the drop in value from Rs. 13 crores to Rs. 11·16 crores mainly represents a decline in the cost of manufacture. The largest imports were from the United Kingdom, whose share in the total imports was 92 per cent. The next important item under this head is cotton textile machinery imports of which have increased by Rs. 44·63 lakhs to Rs. 6·6 crores. Of this increase cotton spinning machinery alone is responsible for Rs. 1½ crores.

**Metals and ores.**—For the second year in succession imports of iron and steel, the most important item under this head, rose in quantity but fell in value. This was due to a further decline of manufacturing costs in the United Kingdom the chief source of supply, although prices there firmed up towards the



close of the year, partly as a result of French action in the Ruhr. Arrivals from the United Kingdom expanded by nearly 27,000 tons, but declined in value by Rs. 14·61 lakhs. The most important item under brass is mixed or yellow metal for sheathing, which is largely supplied by the United Kingdom and Germany. Imports from the United Kingdom decreased by Rs. 20·4 lakhs to Rs. 25·44 lakhs, but arrivals from Germany increased by Rs. 26·63 lakhs to Rs. 45·12 lakhs.

**Motor car and motor cycles.**—The import of motor cars rose from 968 to 1,471. The rise would have been greater, had not importers ordered sparingly towards the close of the fiscal year in view of a wrongly anticipated reduction of duty in March 1923. It is interesting to note that the value of the cars has declined from Rs. 78·55 lakhs to Rs. 59·52 lakhs, owing to the cheaper American and Canadian made cars being preferred to the more expensive English made cars. The latter fell in number from 359 to 214, whereas the two former combined rose from 373 to 1,082. The import of motor cycles was much the same.

**Postal articles not specified.**—This head for the first time excludes imports by post of (a) jewellery, (b) precious stones, (c) gold and silver thread, (d) cigarettes and (e) cinematograph films, which are classified under their appropriate heads in the general imports. No comparison can therefore be made with the figures of the previous year recorded under the head "Articles imported by post". The total value of the imports of postal articles not specified in the year under review was Rs. 2·16 crores, of which imports from the United Kingdom were valued at Rs. 1·96 crore; the number of parcels received during the year was 385,900 valued at £1,398,740 against 378,400 valued at £1,761,000 in the preceding year. In addition to these, 52,744 letter packets were assessed to duty against 26,311 in the previous year. The duty realised on articles imported by letter packets fell from Rs. 18½ lakhs to Rs. 17 lakhs, despite the larger number of assessments. This was due to smaller arrivals of diamonds.

The revenue realised on imports by parcel post amounted to Rs. 31½ lakhs against Rs. 29 lakhs in the previous year, showing an increase of more than Rs. 2 lakhs.

**Sugar.**—The noteworthy feature of the sugar trade in the year under report was the increased importation of Java sugar which reached a figure of 105,000 tons or nearly 69 per cent. of the total imports. As almost the whole of the Mauritius stock was taken by the United Kingdom, only about 22,000 tons came to Bombay. Some 12,000 tons of Continental beet sugar and about 5,000 tons of American sugar were also imported. Imports of loaf sugar fell by 1,377 tons to 4,194 tons in quantity and by Rs. 30·9 lakhs in value. It is noteworthy that the average value of loaf sugar fell by nearly 50 per cent.

**Tea.**—The total import of tea into Bombay was 14 million pounds. The decline of Rs. 14·11 lakhs in the imports of foreign tea is entirely due to smaller arrivals of green tea from Ceylon and China but imports of tea from Calcutta have further increased by Rs. 19·2 lakhs to Rs. 64·93 lakhs which is evidence of the growing popularity of Indian tea. Re-exports of foreign tea and exports of Indian tea have also expanded, the former by Rs. 12,000 to Rs. 1·24 lakh and the latter by Rs. 18·92 lakhs to Rs. 34·32 lakhs. Persia, Mesopotamia, Arabia and the East African coast rely almost entirely upon Bombay for their supplies of tea.

#### **Textiles—**

(a) **Cotton raw.**—The increase in the imports of raw cotton from foreign countries recorded last year was not maintained, the quantity imported having fallen by 14,000 tons to 10,000 tons and the value to Rs. 1·69 crore, which is only half the previous year's figure. The value of the imports from the United Kingdom was Rs. 41·92 lakhs against Rs. 1·45 crore. The trade is not really of great significance, as a large proportion is re-exported.

(b) **Cotton manufactures and cotton piece-goods.**—The depressed condition of the market recorded last year improved gradually in the year under report. The movement against the use of foreign cloth showed clear signs of dying out, the present tendency being to buy any stout stuff offered at cheap rates. The consuming markets, especially the Punjab and the United Provinces reverted to foreign cloths. Exchange which was fairly steady till November 1922, began to rise there-

after, but the spurt was not maintained for long. Enquiries from the up-country markets helped to create an encouraging tone and to bring about a bigger turnover than in the previous year. The feeling continued to be so hopeful that buyers again operated on a large scale, and the resolution of the Bombay Piece-goods Merchants' Association to stop working with the shippers in England until the latter agreed to return to the indentors the rebate of freight payable to the shippers under their present contract with the Hall, Anchor, City and Clan Lines had to be modified, and in effect abandoned. Japan has maintained her position as a great supplier of grey cloth, her sheeting being sold as a good substitute for khadi.

The net result is that the total value of the imports of cotton piece-goods rose by Rs. 3·26 crores to Rs. 11·78 crores. The share of the United Kingdom in grey, white and coloured piece-goods was 40 per cent. 95 per cent. and 91 per cent. respectively, and that of Japan in greys alone was 56 per cent. The chief varieties under whites and under coloured piece-goods were supplied by the United Kingdom. The value of fents, shipped chiefly from the United Kingdom, rose by Rs. 21·84 lakhs to Rs. 43·31 lakhs.

### Cotton Yarn.—

From	Quantity in thousands of pound.		Value in lakhs of rupee.	
	1921-22	1922-23	1921-22	1922-23
United Kingdom ..	21,596	15,551	424	271
Japan ..	9,087	18,078	139	219
Other Countries ..	501	240	10	8

The effect of the imposition of a 5 per cent. duty on yarns in March 1922 can hardly be estimated because it was almost exactly neutralised by a fall in the cost of production. Imports actually recorded a further increase of more than 2½ million pounds in quantity, but a further drop of Rs. 79·7 lakhs in

FOREIGN TRADE

value. Japan continues to specialise in 20s and has wiped out all British competition in that count, and even the local mills have found it difficult to compete in that particular line. Imports from Japan doubled in quantity but their value only rose from Rs. 1·39 crores to Rs. 2·19 crores, while arrivals from the United Kingdom fell off by 6 million pounds in quantity and Rs. 1·53 crores in value. Nevertheless England continues to do her regular business in the higher counts in general and in Cop yarns in particular, of which trade she practically enjoys a complete monopoly.

From the table given below which compares imports of yarn with local production it will be seen that of the output of the local yarn the lower counts represent nearly 97 per cent. whereas the higher counts are still being imported in large quantities.

(The figures are shown in millions.)

	Yarn Imported.			Yarn locally produced.		
	26s to 30s	31s and upwards.	Total yarn.	26s to 30s	31s and upwards.	Total yarn.
	Lb.	Lb.	Lb.	Lb.	Lb.	Lb.
1918-19 ..	1·41	13·70	23·10	41·83	19·09	427
1919-20 ..	·50	4·75	6·56	39·27	15·62	440
1920-21 ..	2·45	14·50	24·94	37·96	13·95	470
1921-22 ..	3·42	15·48	31·18	39·75	14·87	493
1922-23 ..	4·52	14·36	33·87	39·72	14·13	497

**Silk.**—Imports of raw silk have increased by Rs. 8 lakhs to Rs. 1·12 crore owing to larger arrivals from China and Siam. Imports from Hongkong have fallen by 7,000 lbs. in quantity but risen by Rs. 3·91 lakhs in value. Imports of silk yarn, noils and warps have also improved by Rs. 18·15 lakhs to Rs. 61·25 lakhs owing to larger arrivals from Japan, France and Italy.

Imports of silk piece-goods which constitute the most important item have fallen by Rs. 15·14 lakhs to Rs. 1·74 crores owing

to reduced shipments from Hongkong and China. Imports from Japan have slightly improved. Arrivals of goods of silk mixed with other materials have also improved by Rs. 4·15 lakhs to Rs. 14·56 lakhs owing to larger shipments from Germany and France.

Imports both of artificial silk yarn and of piece-goods of cotton and artificial silk have improved, the former by Rs. 8·18 lakhs to Rs. 12·11 lakhs and the latter by Rs. 9·12 lakhs to Rs. 14·33 lakhs. Artificial silk yarn is chiefly supplied by the United Kingdom and piece-goods by the United Kingdom and Italy.

**Wool (Raw and Manufactured).**—The only important item under this head is woollen piece-goods, imports of which have further declined in value by Rs. 4 lakhs to Rs. 36·85 lakhs though the quantity has increased by 222,000 yards. The United Kingdom is the chief source of supply. Other items of woollen manufacture such as blankets, hosiery and shawls show increases; but imports of carpets and rugs have decreased owing to smaller arrivals from the United Kingdom and Persia. Arrivals of yarn and knitting wool have also improved slightly owing to receipts for the first time from Holland. Imports of raw wool advanced by Rs. 3·88 lakhs to Rs. 6·55 lakhs owing chiefly to the revival of supplies from Australia.

## FOREIGN MERCHANDISE

### EXPORTS

Articles were re-exported from Bombay to the value of 1,087 lakhs.

The destinations of these re-exports are shown in the attached table:—

Countries.	1921-22   1922-23		Increase or Decrease.
	Rs. (in lakhs).		
Mesopotamia .. .. .	151·62	123·46	- 28·16
Persia .. .. .	84·79	107·99	+ 23·20
United Kingdom .. .. .	174·19	249·85	+ 75·66

FOREIGN MERCHANDISE

Countries.	1921-22	1922-23	Increase or Decrease.
	Rs. (in lakhs).		
Arabia .. .. .	115.98	113.06	- 2.92
Aden .. .. .	104.77	99.06	- 5.71
Kenya Colony (formerly known as East African Protectorate) .. .. .	51.06	62.55	+ 11.49
Other European Countries .. .. .	23.31	43.32	+ 20.01
Japan .. .. .	53.62	56.70	+ 3.08
Hongkong .. .. .	27.80	19.53	- 8.27
Ceylon .. .. .	42.66	41.70	- 0.96
Straits Settlements .. .. .	17.00	21.70	+ 4.70
United States of America .. .. .	21.50	16.78	- 4.72

Bombay is the chief Indian entrepôt for foreign merchandise in transit, in particular for Persia, Mesopotamia, Arabia and East Africa. The principal articles of foreign merchandise re-exported are cotton manufactures and sugar, which together form 44 per cent. of the total re-exports. The value of cotton piece-goods re-exported was Rs. 3 crores, of which grey piece-goods were valued at Rs. 2 crores, white piece-goods Rs. 25.75 lakhs and coloured piece-goods Rs. 70 lakhs.

Re-exports of sugar amounted to 40,000 tons valued at Rs. 1.69 crore, an increase of 21,000 tons in quantity and Rs. 67 lakhs in value. It was largely exported to Mesopotamia and Persia, and more than 8,000 tons valued at Rs. 36 lakhs were attracted to the United Kingdom.

The next important item is raw cotton, consisting mostly of African or Uganda produce, re-exports of which increased by 1,700 tons to 5,000 tons in quantity and by Rs. 41.06 lakhs to Rs. 1 crore in value. It was consigned mostly to the United Kingdom and Japan.

The only other noticeable article is fur-bearing raw-skins from Persia, re-exports of which rose by Rs. 39.22 lakhs to Rs. 67 lakhs owing to larger shipments to the United Kingdom.

## INDIAN PRODUCE AND MANUFACTURES

The year under review witnessed a very considerable improvement in the export-trade, and except in the case of cotton twist and yarn, cotton manufactures and a few minor articles, all the commodities recorded increases, the total value having risen by Rs. 19·12 crores to Rs. 91·33 crores. This was the more remarkable and welcome in view of the persistent political difficulties in Europe, which before the war was so important a market for Indian produce.

The chief items in the export trade are noticed individually in the subsequent paragraphs.

**Grain, pulse and flour.**—As a consequence of the removal of restrictions on the export of rice from the beginning of the year under review, exports of rice improved by nearly 20,000 tons to 22,000 tons in quantity and by Rs. 47·27 lakhs to Rs. 53·13 lakhs in value, but shipments of wheat and flour, on which the embargo was not removed till the end of September declined in value by Rs. 2·52 lakhs and Rs. 33 lakhs to Rs. 2·55 lakhs and Rs. 69·33 lakhs, respectively.

**Hides and skins (raw and tanned).**—Exports of hides and skins, both raw and tanned, increased. Bombay exports large quantities of raw skins, shipments of which advanced by 1,930 tons to 7,504 tons in quantity and by Rs. 27·18 lakhs to Rs. 96·6 lakhs in value owing chiefly to greater demands from the United Kingdom, Germany and the United States of America. Consignments valued at Rs. 2·12 lakhs were also made to Canada, but those to the Netherlands fell by Rs. 4·35 lakhs to Rs. 92 thousand in value.

**Metals and ores.**—The principal item under this head is manganese ore, the total exports of which from British India amounted to 789,000 tons in quantity and Rs. 1·72 crore in value. Bombay exported 407,000 tons, Bengal 365,000 tons and Madras 17,000 tons.

**Seeds.**—Next to raw cotton the most important item in the export trade of Bombay is oil-seeds, for which Europe affords the chief market. In the year under review the industrial activities of Europe showed some signs of revival after the paralysis which followed the war. Supplies in India were ample

## INDIAN PRODUCE AND MANUFACTURES

as a result of good rains and consequently the total exports of seeds increased by Rs. 4·39 crores to Rs. 9·74 crores in value owing to larger demands from all but a few of the principal countries in Europe.

**Textiles.**—The great staple of Bombay's export trade is of course raw cotton, exports of which increased by 57,000 tons to 488,000 tons in quantity and by Rs. 14·25 crores to Rs. 58·13 crores in value. This value represents no less than 64 per cent. of the total value of all exports of India produce and manufactures, and both quantity and values are records. The largest consumer is Japan, whose takings are always large when American prices are high.

**Cotton Manufactures.**—Piece-goods to the value of 4 crores 79 lakhs were exported during the year.

The great prosperity of the local mill industry, which was occasioned by the war and sustained by the Swadeshi movement, shows some signs of waning, owing chiefly to the slackening of the Swadeshi movement and the increased business in Manchester goods. The total exports of piece-goods declined by Rs. 41·99 lakhs to Rs. 4·79 crores owing to the unsettled political situation in Western Asia, to which Indian cloth is chiefly exported. The rates of piece-goods varied from Rs. 1-8-0 to Rs. 1-6-0 per lb. Khadi was in demand all the year round, but the rates gradually declined from 17½ annas to 15 annas.

The following figures indicate more clearly the changes in the trade :—

*Export trade in piece-goods (in lakhs of yards).*

				Grey.		Coloured.	
				India.	Foreign.	India.	Foreign.
1915-16	..	..	..	525	29	314	252
1916-17	..	..	..	1,551	266	769	443
1917-18	..	..	..	743	325	830	311
1918-19	..	..	..	512	400	636	392
1919-20	..	..	..	725	359	869	238
1920-21	..	..	..	473	320	660	131
1921-22	..	..	..	238	469	1,024	109
1922-23	..	..	..	305	512	898	126



From the above table it will be seen that the exports of Indian grey cloth have slightly improved, but those of Indian coloured cloth have considerably fallen, while re-exports of foreign cloths, both grey and coloured, record increases.

**Cotton Yarn.**—The trade in cotton yarn proved disappointing to the mills. The demand for Indian yarns of 20s and higher counts was considerably affected by the import of cheap Japanese yarns and exports fell by 22 million pounds to 56 million pounds in quantity and by Rs. 2 crores to Rs. 5·38 crores in value owing to smaller shipments to all the principal countries except the United Kingdom and Aden and Dependencies. Shipments to China and Hongkong, the largest consumers of Indian yarns declined by 19 million pounds to 40 million pounds in quantity and by Rs. 1·56 crore to Rs. 3·78 crores in value owing to the development of the mill industry in China and the competition of Japan in the lower counts.

**Wool Raw.**—Exports of raw wool have further increased by 10 million pounds to 27 million pounds in quantity and by Rs. 1 crore to Rs. 2·48 crores in value. Ninety-seven per cent. of the total exports were taken by the United Kingdom.

### TRADE ACCORDING TO COUNTRIES

The total value of the trade with the British Empire declined by 6 per cent. due to imports having receded from Rs. 63 crores to Rs. 53 crores. Exports on the other hand rose from Rs. 25 crores to Rs. 30 crores. The share of the United Kingdom in the total trade, though it continues to be predominant as usual, dropped from 33 per cent. to 31 per cent.

Amongst European countries, Germany ranked first with a share of the foreign trade which rose from 4 per cent. to 6 per cent., Belgium coming next with an increase of 1 per cent. Japan still continues to advance, her share of the total trade of the Port showing an increase of 2 per cent.

On the import side, the nett decrease in the share of the United Kingdom in the total is 2 per cent. as compared with the last year and 7 per cent. as compared with the pre-war level. The majority of the commodities imported from the United Kingdom show a decline in value, but cotton piece-goods and cotton

spinning machinery are examples to the contrary. The share of other British possessions dropped from 14 per cent. to 9 per cent. owing chiefly to smaller arrivals of sugar from Mauritius, raw cotton from Kenya Colony, and coal from Natal, and the cessation of imports of wheat from Australia.

The outstanding feature of the import trade from European countries is that while imports from France, Austria, Spain and the Netherlands have declined, Germany has maintained her rapid advance in recapturing Indian markets for the various commodities which she produces or manufactures. All the chief items of imports from Germany show large increases and her share of the import trade has risen from 5 per cent. to 8 per cent.

Amongst the foreign countries in Asia, the largest imports are from Japan, whose share improved from 8 per cent. to 10 per cent. on account of larger arrivals of cotton twist and yarn, grey piece-goods and silk yarn.

On the export side, Japan continues to occupy the premier place owing to heavy shipments of raw cotton to that country, though her share in the total exports has fallen from 35 per cent. to 33 per cent. The country next in importance is the United Kingdom, whose share has risen from 9 per cent. to 14 per cent. owing mainly to increased shipments of seeds, raw cotton, wool, hides and skins, sugar and manganese ore. The share of other British possessions, however, declined from 21 per cent. to 16 per cent. Among other countries, the share of China has dropped slightly, but those of France, Germany and Italy have improved. The share of America has remained practically the same as in the previous year.

**Treasure.**—Imports of gold and silver on private account again advanced in value, the former by Rs. 26·53 crores to Rs. 40 crores and the latter by Rs. 1·42 crore to Rs. 18·12 crores. The total of over 58 crores was no less than Rs. 12 crores higher than the record figure of 1912-13. In the two preceding years, with the balance of trade against India, there had been a nett export of gold, and in 1920-21 there had actually been a nett export on private account of gold and silver combined. In the year under report, the balance of trade in merchandise was once

more in India's favour and was largely liquidated in the traditional Indian manner by imports of the precious metals. As Bombay is by far the most important bullion market in India, the huge value of her imports is in the circumstances not very surprising.

Gold arrivals were very heavy in the shape of bullion and sovereigns, the former from the United Kingdom, the United States of America and France and the latter from the United Kingdom and Australia. Imports of other coined gold dropped by Rs. 3·57 crores owing to smaller arrivals from Mesopotamia. Similarly large arrivals of bar silver from the United Kingdom and the United States of America account for the increase in silver. Imports of Government of India rupees fell by Rs. 2·48 crores owing to smaller arrivals from Kenya Colony.

The total value of the exports of gold (private) fell by Rs. 16·2 crores to Rs. 10·58 lakhs owing to the cessation of exports of bullion to the United States of America and Japan and of sovereigns and other coins to the United States of America. The small increase of Rs. 15·12 lakhs in the exports of silver (private) is due to larger shipments of Government of India rupees to Bahrein Islands and Muscat. Shipments of bar silver to China fell off.

Imports of gold on Government account, consisting of sovereigns mainly, were valued at Rs. 1 lakh against nil in the previous year. Imports of silver were valued at Rs. 22·89 lakhs against Rs. 14·93 lakhs and consisted of Government of India rupees only. There were no exports of gold on Government account, while exports of silver on Government account were valued at Rs. 9,000 only.

Up to the end of the previous year currency notes were not taken into account. During the year under review currency notes of the total face value of Rs. 1 crore were imported on private account mostly from Mesopotamia, Mauritius and other Native States in Arabia. The value of the imports on Government account was Rs. 30 lakhs mostly from Mesopotamia.

### SHIPPING

The total number of vessels, steam and sailing, engaged in the foreign trade decreased from 1,851 to 1,523, and the total nett

## COASTING TRADE

tonnage from 4,840,807 tons to 4,422,187 tons. There were 1,239 steamers of the burthen of 4,386,241 tons against 1,509 of 4,796,091 tons in the previous year. The increase in the average tonnage of steamers entering the port with cargo is worthy of note. In 1913-14 the average was 3,009 tons, in 1921-22 it was 3,228 tons, and in the year under report 3,593 tons. The sailing vessels consisted almost entirely of native craft engaged in trade with ports in the Persian Gulf, Arabia and East Africa.

## COASTING TRADE

The coasting trade excluding treasure between the chief port, Bombay—and other ports in India grouped by provinces is summarised in the following statement:—

(In lakhs of rupees)

	Imports.			Exports.		
	1921-22	1922-23	Increase or decrease.	1921-22	1922-23	Increase or decrease.
British Ports within the Presidency ..	127	137	+ 10	262	259	- 3
Indian Ports not British within the Presidency ..	873	1,047	+174	661	598	- 63
British Ports in other Presidencies ..	2,746	2,630	-116	2,312	2,678	+366
Indian Ports not British in other Presidencies ..	79	64	- 15	32	54	+ 21
<b>Grand Total ..</b>	<b>3,825</b>	<b>3,878</b>	<b>+ 53</b>	<b>3,267</b>	<b>3,589</b>	<b>+321</b>

Imports from coast ports into Bombay consist almost entirely of articles of Indian produce which are intended partly for consumption in the Presidency and partly for re-export to foreign countries.

The principal articles imported into Bombay from coast ports are raw cotton and grain, pulse and flour, which together formed 64 per cent. of the total imports during the year under review. Arrivals of raw cotton advanced by Rs. 3.78 crores to

Rs. 14·76 crores owing to larger shipments from Kathiawar, Sind, Madras and Cutch. This increase was counteracted by smaller imports of grain, pulse and flour, which declined by Rs. 3·24 crores to Rs. 10·31 crores chiefly owing to smaller supplies of rice from Burma and Bengal, though arrivals of wheat from Sind were larger. Among other articles there were larger shipments of jute manufactures and tea from Bengal; Kerosene from Burma; and raw wool from Cutch and Kathiawar; but smaller supplies of seeds from Burma, Travancore and the Southern Maratha Country (*viâ* Goa); spices from Madras, British ports within the Presidency and Travancore; teak wood from Burma; and coal from Bengal.

Indian produce formed more than 78 per cent. of the total exports from Bombay to coast ports. The largest single item of Indian produce exported was cotton piece-goods, exports of which advanced by Rs. 2·48 crores to Rs. 15·75 crores owing to larger shipments to Bengal and Sind, though shipments to Burma were smaller. Exports of Indian cotton twist and yarn increased by Rs. 8·35 lakhs to Rs. 4·67 crores owing to larger shipments to Madras, Burma, Sind and Goa; shipments to Bengal declined. Exports of raw cotton also increased by Rs. 46·9 lakhs to Rs. 1·02 crore owing to large shipments to Madras, Goa and Pondicherry. Exports of grain, pulse and flour fell by Rs. 22·68 lakhs to Rs. 2·91 crores owing chiefly to smaller shipments of rice to Kathiawar, Goa and Sind.

Re-exports of foreign merchandise also advanced by Rs. 37·22 lakhs to Rs. 7·65 crores owing to large shipments of cotton piece-goods to Bengal, Madras, Sind and Travancore and of cotton twist and yarn to Madras.

There were larger shipments of sugar to Madras but a heavy fall was recorded in shipments to Kathiawar.

## SUBORDINATE PORTS OF THE PRESIDENCY

### FOREIGN TRADE

The foreign trade of the subordinate ports of the Presidency is insignificant. Imports which consisted chiefly of dates from Mesopotamia and other dried fruits from Portuguese East Africa

## THE TRADE OF SIND

fell from Rs. 5·16 lakhs to Rs. 3·25 lakhs. Exports, consisting chiefly of jowar and bajri to other Native States in Arabia and cocoanut oil and teak wood to Persia, were valued at Rs. 17,901 as against Rs. 3,082 in the previous year.

## COASTING TRADE

The total value of the coasting trade of the subordinate ports declined by Rs. 23·53 lakhs to Rs. 7·96 crores, nearly half of which represented the value of the trade with the port of Bombay. Imports declined by Rs. 23 lakhs to Rs. 4·33 crores and exports by Rs. 25,000 to Rs. 3·63 crores.

The decrease of Rs. 23·53 lakhs in the total trade of the subordinate ports is distributed almost over all the ranges.

Spices are largely exported from Kanara ; cocoanuts, dried fruits and rice from Ratnagiri ; salt and rice from Uran ; lime, fish and salt from Thana ; and raw cotton and wood from Surat.

## THE TRADE OF SIND

The most satisfactory feature of the trade position in the year under review was the improvement in the export trade consequent on the removal of the embargo on rice, wheat and other food grains of which owing to the favourable monsoons and abundant harvests considerable quantities were available for export. But for the unsettled economic and political conditions in Central Europe a more marked revival in the export trade would have occurred. Favourable indications of the end of the prolonged depression were, however, discernible in the first half of the year under review.

Factors which assisted the import trade were the increased purchasing power of the people as a result of the reduction in food prices, the easier political feeling throughout the country, comparative stability of exchange and lower prices in the United Kingdom.

The total value of the maritime trade of the province of Sind was 71 crores 4 lakhs, an increase of 8 per cent. over the previous year's figure.

As in the previous year the **Coasting Trade** accounted for 27 per cent. of the Sea-borne trade of Sind, showing an increase

of nearly 10 per cent. The improvement however was restricted to exports.

The gross receipts of the Port amounted to nearly 370 lakhs, an increase of nearly 6 per cent.

#### CHIEF PORT—KARACHI

The outstanding features of the trade recorded under the different groups of imports were (1) a heavy decrease of 7 crores 97 lakhs in the value of the commodities classed under food, drink and tobacco and (2) a marked improvement in articles wholly or mainly manufactured. The decline under (1) was due mainly to the elimination of imports of wheat, an unusual feature in the previous year's trade, and to a decrease of 50 per cent. in the imports of sugar.

In imports cotton manufactures have regained the leading position which they occupied prior to 1921-22, accounting for 40·23 per cent. of the aggregate value. Sugar comes next with 17 per cent. against 26·77 per cent. in the previous year.

Wheat, which in normal times is easily the leading commodity in the export trade of the port, rose from the fourth to the third place in the export list and accounted for 15·35 per cent. of the total value of exports.

Notes on the changes in the value and volume of important articles in the trade are given below :—

#### IMPORTS

**Chemicals, Drugs and Medicines.**—Imports advanced by Rs. 10·74 lakhs to Rs. 30·72 lakhs, due to larger receipts of *caustic soda* for use in soap factories and *soda ash* for cleansing of linen. The increase in imports of *alum* by Rs. 92,000 is due to its extensive use as a mordant in the dyeing of Indian-made cloth.

**Coal.**—A result of the high price of Indian coal was seen in the increase in imported coal from 63,947 tons to 91,255 tons in quantity and by Rs. 6·29 lakhs to Rs. 31·45 lakhs in value. Of the total imports the United Kingdom sent 45,606 tons, Natal 37,665 tons and Portuguese East Africa 7,984 tons. Coal imported on Government account for the North-Western Railway amounted 317,243 tons, of which 247,533 tons were from the

United Kingdom, 44,781 tons from Natal and 24,929 tons from Portuguese East Africa.

**Cotton Twist and Yarn.**—Imports of *twist and yarn* declined by 275,170 lbs. in quantity and Rs. 8·56 lakhs in value. The decrease in imports of foreign yarns, which was counterbalanced by receipts of larger quantities of both Indian and foreign yarn from Bombay, was due to some extent to the imposition of the 5 per cent. duty.

**Cotton Yarns and Manufactures.**—The position of the trade in cotton goods improved in the first few months of the year under review. The enormous stocks of uncleared goods began to move slowly into consumption, and a gradual reduction of the liabilities due on account of repudiated and overdue drafts was also recorded. The general improvement in the agricultural situation, followed by a fall in grain prices, greatly ameliorated the economic condition of the people, and induced them to purchase cloth. The waning influence of the boycott movement also led to more activity in the trade. The full effect of this was more marked in the latter half of the year when transactions on a large scale were recorded. The total value of cotton yarn and manufactures increased from Rs. 586·32 lakhs to Rs. 842·24 lakhs or nearly 44 per cent.

**Cutlery, Hardware, Implements and Instruments.**—The total value of these imports declined by Rs. 13·93 lakhs to Rs. 45·43 lakhs, chiefly under *other sorts of hardware* of which large supplies were received in the previous year on account of *tank materials* imported from the United Kingdom for the Attock Oil Company. Increases on the other hand occurred under *cutlery* chiefly from Germany, *builders' hardware* from Germany and the United States of America, and *implements and tools* and *metal lamps* chiefly from the United States of America.

**Machinery.**—During the year under report the total value of imports of machinery suffered a heavy set-back to the extent of 58 per cent., the figures having receded from Rs. 143·45 lakhs to Rs. 59·38 lakhs. Of the principal descriptions of machinery, imports of *prime movers* mainly consisted of *oil engines* from the United Kingdom. The decline in receipts under *electrical machinery* and *rice and flour mill machinery* was noticeable in



imports from the United Kingdom. Germany, on the other hand, sent electrical machinery worth Rs. 1·11 lakhs against none in the previous year.

Imports of **sewing machines** increased by 401 in number, but decreased in value by Rs. 1·26 lakhs. Imports from the United Kingdom rose from 9,561 machines valued at Rs. 9·42 lakhs to 12,136 machines valued at Rs. 9·98 lakhs. Receipts from Germany fell heavily from 4,940 machines valued at Rs. 3·53 lakhs to 2,747 machines valued at Rs. 1·70 lakhs.

**Metals.**—After a year of acute depression imports of iron and steel showed an expansion of 77 per cent. in quantity but of only 31 per cent. in value, the result of the further drastic cuts in prices, to the extent of more than 50 per cent., which manufacturers in the United Kingdom had to make in view of the heavy increase in the world output and in order to meet serious German and Belgian competition which was exceptionally keen.

**Oils.**—The total value of oils declined by Rs. 6·59 lakhs to Rs. 78·80 lakhs chiefly under *mineral oils*.

Receipts of *Kerosene Oil* from foreign ports dropped by 461,741 gallons and coastwise imports from Burma and Bombay by 2,766,714 gallons. All the foreign oil was imported from the United States of America chiefly in bulk—the volume of *cased oil* being over 400,000 gallons less than that of the previous year.

Of the total quantity of 2,840,286 gallons of *fuel oil* imported during the year, over 75 per cent. came from Persia and the rest from the Straits Settlements. The increase in the quantity by nearly two million gallons was due mainly to a revival in the demand and to the larger consumption of fuel oil for bunkering purposes.

**Piece-goods.**—The most striking feature of the trade under this head is the remarkable increase in the volume of imports of the three main classes of piece-goods by 90, 70 and 57 per cent. as compared with the receipts of the previous year. The yardage of *grey* (unbleached) and white (bleached) goods was, however, only about two-thirds, and that of "coloured, printed or dyed" less than one-third of the pre-war volume. The value of each of the three main classes of piece-goods advanced by 76, 53 and 43 per cent. respectively and the relatively higher

increase in quantities than in values is accounted for by the fall in prices of almost all descriptions of piecegoods.

**Silk.**—Imports of silk showed a further decline in value, from Rs. 6·56 lakhs to Rs. 5·64 lakhs, chiefly under *piecegoods* from Hongkong, China and Japan. As mentioned in the previous year's report, the local dealers have greatly curtailed their business, and some of them have closed down altogether, the high import duty being mainly responsible for the reduced trade.

**Sugar.**—In view of the great activity of the previous year, in which the volume of trade was more than three times that of the year 1920-21, the decline of 50 per cent. in the value and 45 per cent. in the quantity of sugar imported in the year under review was not surprising. The excessive stocks remaining on hand at the commencement of the year and the heavy losses suffered by merchants in the previous year as a result of the continuous fall in the prices of Java sugar, are the reasons ascribed for the slump. The deficiency was most marked in the case of receipts from Java which accounted for 90 per cent. of the total imports, the quantity received from that source being only 86,261 tons compared with 158,624 tons in the previous year. Imports from *Mauritius* declined considerably from 6,483 tons to 149 tons, most of the crop being taken by the United Kingdom. This deficiency was, however, more than set off by increased supplies of *beet* sugar and of *Cuban* sugar.

**Woollen Goods.**—The quantity (237,416 lbs.) and the value (Rs. 13·10 lakhs) of *yarn and knitting wool* imported during the year were more than double the corresponding figures of imports in the previous year. As a result of lower prices very large quantities came from Germany. Imports of *woollen piece-goods* advanced by 439,880 yards and Rs. 6·13 lakhs to 796,775 yards valued at Rs. 18·05 lakhs. Large quantities of these consignments consisted of German and French *Shawl Cloth* owing to a strong demand from Amritsar where the cloth is dyed and made into *shawls*.

**Tea.**—The import trade in tea showed a marked revival, the figures having advanced from 629,254 lbs. valued at Rs. 4·97 lakhs to 1,193,027 lbs. valued at Rs. 7·66 lakhs. An improvement in the quantity of the crop and the appreciable reduction

of prices in China induced large purchases of green and black tea from that country. The receipts of the former variety increased in quantity from 467,548 lbs. to 863,309 lbs. and those of the latter rose by nearly 100 per cent. to 329,718 lbs. The restricted outturn of Indian tea was also partly responsible for the increased imports of China tea. The receipts of *Ceylon tea* declined from 122,447 to 51,007 lbs. owing to a smaller output due to labour shortage.

**Vehicles** (excluding Locomotives, etc., for railways).—Imports declined in value from Rs. 20·38 lakhs to Rs. 18 lakhs owing partly to a fall in prices and the inclusion of a large number of second-hand motor cars.

Only 228 motor cars and 91 motor cycles were imported during the year showing an increase of 49 in the former and a decrease of 5 in the latter. There was also a decrease of 31 in motor wagons.

#### EXPORTS

**Grain, pulse and flour.**—The commodities included under this head accounted for 98 per cent. or Rs. 568·49 lakhs of the total value of exports in this class, an increase of 40 per cent. The expansion in volume under this head is even more satisfactory, the quantity exported being 351,995 tons as compared with 192,859 tons in 1921-22. This remarkable increase of 82 per cent. was the direct result of the removal of the embargo on rice at the commencement of April, and on wheat and other food grains towards the end of September.

**Wheat.**—Although the areas under cultivation in Sind and the Punjab increased by only 28 and 13 per cent. respectively, the actual outturns improved by 95 per cent. and 81 per cent. and was more than sufficient to meet all domestic requirements and leave a large surplus available for export. Out of 218,438 tons valued at Rs. 339·6 lakhs exported during the year, some 217,854 tons were shipped in the last six months, an increase of 94,012 tons on that exported in the corresponding period of the last pre-war year. Exports from the Port of Karachi represented over 99 per cent. of the total quantity exported from the whole of India.

**Raw Cotton.**—As a result of favourable crops both in Sind and the Punjab, exports of Cotton advanced from 36,245 to 66,160

tons or 82 per cent. in quantity and from Rs. 286·44 lakhs to 704·52 lakhs or 146 per cent. in value as compared with 1921-22. The heavy increase in value was due to the universal demand for cotton owing to a shortage in the American crop.

**Raw Wool.**—Shipments of Indian wool, mostly to the United Kingdom, expanded considerably from 15,417,142 lbs. to 25,723,173 lbs. or by 66 per cent. in quantity and from Rs. 108·55 lakhs to Rs. 192·72 lakhs or 77 per cent. in value. A brisk demand and the consequent substantial increase in the United Kingdom prices stimulated exports.

**Seeds.**—This important trade showed a marked expansion in volume and value by 96 and 77 per cent. respectively. The improvement was shared by all descriptions of seeds, exports of rapeseed amounting to 223,629 tons valued at Rs. 489·50 lakhs representing 88 per cent. of the total quantity exported from the whole of India and accounting for 86 per cent. of the combined seed trade of the port of Karachi. Shipments of other varieties amounted to 35,187 tons of which 12,441 tons consisted of *cotton seed*, the bulk of which was purchased by the United Kingdom. *Linseed* to the extent of 7,313 tons was exported during the year mostly to the United Kingdom and France. Shipments of *Sesamum* which amounted to 8,000 tons were nearly double those of the previous year.

**Hides and Skins, Raw.**—During the year under report hides and skins decreased in quantity from 6,482 tons to 5,097 tons and from Rs. 64 lakhs to Rs. 56 lakhs in value. Shipments of raw hides fell by 1,267 tons in quantity and by Rs. 7·43 lakhs in value. The decrease was shared by almost all the principal countries to which hides are exported. Shipments to the United Kingdom fell by 290 tons and Rs. 1·47 lakhs chiefly under *buffalo* hides. The heavy decreases in exports to Germany and Spain were mainly noticeable under *cow hides*, the purchasing power of the buyers having been considerably weakened by a continued fall in exchange.

The export trade in *raw skins* did not show any marked fluctuations, the total quantity having declined by 132 tons only. The decrease which occurred under shipments of *goat skins* to the United States of America, the principal purchaser, followed

upon a heavy increase in the previous year when large quantities were exported owing to low prices ruling in the local market. Shipments to the United Kingdom, on the other hand, showed an expansion of 191 tons in quantity and Rs. 2·74 lakhs in value owing to a good demand for *goat skins*. Exports of *sheep skins* declined further from 235 tons valued at Rs. 2·81 lakhs to 32 tons valued at Rs. 27·714 chiefly under shipments to the United States of America.

**Metallic ores, etc.**—Exports under this head consisted of Chromite (Chrome iron ore) from Baluchistan. Shipments rose from 22,365 tons valued at Rs. 6·92 lakhs to 26·389 tons valued at Rs. 7·91 lakhs, of which the United Kingdom took 6,520 tons, Sweden 5,500 tons, Belgium 7,209 tons, Italy 2,900 tons, France 1,600 tons, Germany 1,600 tons and the Netherlands 1,000 tons.

**Articles wholly or mainly manufactured.**—The total value of exports declined slightly by Rs. 2·91 lakhs to Rs. 33·39 lakhs chiefly due to smaller shipments of *Woollen carpets* principally to the United Kingdom which were valued at Rs. 1·34 lakhs against Rs. 2·45 lakhs in 1921-22. Decreases were also recorded under *Cotton goods* (— Rs. 45,979) to the Gulf ports and *Salt Petre* (— Rs. 25,078) to the United Kingdom. An increase of Rs. 1·94 lakhs was, on the other hand, recorded under exports of *hides and skins, dressed* which amounted to 275 tons valued at Rs. 15·20 lakhs against 170 tons valued at Rs. 13·28 lakhs.

**Foreign Merchandise re-exported.**—The total value of re-exports of foreign merchandise amounted to Rs. 258·45 lakhs, showing an increase of Rs. 28·99 lakhs or 12 per cent. which was chiefly due to heavy shipments of *dried fruits, woollen manufactures and cotton*. Shipments of *dried fruits* consisting mainly of raisins to the United Kingdom rose considerably from 655 tons valued at Rs. 7·73 lakhs to 2,402 tons valued at Rs. 33·96 lakhs owing to larger arrivals from Afghanistan. Larger shipments of *woollen carpets* to the United States of America and Belgium brought about a considerable improvement under exports of *wool, manufactured, other sorts* which increased from 477,526 lbs. valued at Rs. 21·57 lakhs to 1,014,038 lbs. valued at Rs. 46·15 lakhs. It is interesting to note that the first shipments of Persian

## THE TRADE OF SIND

cotton amounting to 1,057 tons valued at Rs. 11·61 lakhs were made to the United Kingdom and the continent during the year under report. The total value of *Cotton goods* fell from Rs. 35·93 lakhs to Rs. 21·06 lakhs as a result of a poor demand for all kinds of *cotton piece-goods* especially coloured piece-goods, from Persia and Muscat Territory and Trucial Oman. Exports of *foreign wool* which amounted to 12,326,017 lbs. valued at Rs. 83·27 lakhs showed a contraction of 406,940 lbs. and Rs. 4·13 lakhs owing to smaller shipments to the United Kingdom, which took large quantities of Indian wool instead.

### COASTING TRADE

The aggregate value of the coasting trade advanced from Rs. 1,777 lakhs in 1921-22 to Rs. 1,948 lakhs in 1922-23 or by nearly 10 per cent., the improvement being restricted to exports the value of which rose from Rs. 575 lakhs to Rs. 860 lakhs. Imports on the other hand decreased in value from Rs. 1,201 lakhs to Rs. 1,088 lakhs during the year under report.

### SUBORDINATE PORTS

**Keti Bundar and Sirganda.**—The total value of the entire trade of these two ports decreased from Rs. 18·57 lakhs to Rs. 17·24 lakhs in 1922-23. *Keti Bundar* contributed 66 per cent. and *Sirganda* 34 per cent. to the total trade. Imports into *Keti Bundar* consisted principally of *cotton piece-goods*, *gunny bags*, *sugar*, *kerosine oil*, *matches* and *wheat flour* and exports mainly of *rice* and *firewood*. Imports from *Sirganda* were insignificant and exports consisted chiefly of *rice*, *cotton-seed* and *rape-seed*.

### SHIPPING

**Foreign Trade.**—The total number of vessels engaged in the foreign shipping trade declined from 1,438 to 1,058 or by 26 per cent. and the tonnage from 2,212,147 to 1,834,487 tons or by 17 per cent. Both steamers and country craft shared in the decrease. The number of steamers which entered and cleared at the port fell from 767 to 645 and their tonnage from 2,147,445 to 1,796,586 tons. Sailing vessels declined in number from 671 to 413 and in tonnage from 64,702 to 37,901 tons. The principal

decreases under steamers occurred in arrivals from Australia (— 21 steamers) due to cessation of wheat imports, and Japan (— 17 steamers), Portuguese East Africa (— 12 steamers), Natal, (— 11 steamers) due to smaller imports of coal on Government account. Entries from Mesopotamia, Germany and Belgium also showed decreases of 25, 12 and 6 steamers, respectively. The decline in the number and tonnage of sailing vessels was noticeable mainly under arrivals from Gulf Ports as a result of reduced shipments of rice. The average tonnage per steamer fell slightly from 2,800 to 2,785 tons while that of sailing ships decreased from 96 to 91 tons.

**Coasting Trade.**—There was a considerable improvement in the shipping employed in the *coasting trade*, the number of vessels having risen from 6,001 to 7,336 and their tonnage from 2,274,636 to 2,503,580. Both steamers and sailing vessels shared in the increase.

**Freight.**—A further reduction in freight rates occurred during the year. At the commencement, freight to the United Kingdom was available at 30s. per ton, but the rate fell to 25s. in June and remained firm at that figure until the second week of October, when owing to the removal of the embargo on the export of wheat and other food-grains, it rose to 27s. 6d. and touching 30s. in the third week it went up to 35s. in the fourth week of that month and stood firm at that figure for the remainder of the year. The average freight to the United Kingdom worked out to 30s. per ton as against 37s. in the previous year. The average rates to ports in the Persian Gulf were Re. 1 per bag by steamer and annas 8 per bag by country craft.

#### ADEN

The private Sea-borne and Land Trade of Aden fell from Rs. 16 crores 75 lakhs to Rs. 14 crores and 50 lakhs. The total value of the import trade was Rs. 7 crores, a decrease of nearly Rs. 1 crore. The value of articles of food, drink and tobacco fell from Rs. 2 crores 38 lakhs to Rs. 2 crores 15 lakhs, grain and pulse, ghee, sugar and tobacco unmanufactured being the articles chiefly responsible for the decrease. Increases were observed in coffee, spices, black tea, cigarettes and manufactured tobacco.

## SHIPPING OFFICES

The value of raw materials and produce and articles mainly unmanufactured decreased by Rs. 5½ lakhs. The value of coal imported fell by over Rs. 12½ lakhs while the quantity increased by 15,564 tons, the import being mainly from the United Kingdom. Oils increased in value by Rs. 3½ lakhs, kerosine by Rs. 4½ lakhs and fuel oil by Rs. 10 lakhs.

Articles wholly or mainly manufactured showed a drop from Rs. 3 crores 68 lakhs to Rs. 3 crores 4 lakhs, grey piecegoods being alone responsible for Rs. 48 lakhs. There were decreases in other articles, such as drugs and medicines, hardware, paints and colours, metals, motor cars, piecegoods—white and dyed, and soap.

Dyeing and Tanning substances, machinery, chemicals and glass-ware are the articles chiefly responsible for the increase. Other articles such as apparel, paper and paste-board, cotton twist and yarn, cotton handkerchiefs, lace and patent net, and perfumery showed considerable increases.

The *Export* sea-borne trade amounted to Rs. 5 crores 69 lakhs against Rs. 6 crores 19 lakhs in the previous year, showing a decrease of Rs. 50½ lakhs, grain and pulse, rice, fruits and vegetables dried, ghee, sugar unrefined and tobacco unmanufactured being chiefly responsible for the decrease in articles of food and drink. The principal increases in the articles of food and drink were in coffee (nearly Rs. 10½ lakhs), spices Rs. 2 lakhs, dry ginger Rs. 1 lakh, and salt (nearly Rs. 3½ lakhs). Raw materials and produce increased in value by Rs. 2½ lakhs but articles wholly or mainly manufactured fell by Rs. 59 lakhs.

The total sea-borne trade, exclusive of treasure, amounted to Rs. 12 crores 71 lakhs, of which India's share was Rs. 3 crores 1 lakh.

The number of vessels entering and leaving the port was 1,122 or 123 more than the previous year.

## SHIPPING OFFICES

In addition to the shipping, paying off and discharging of ships' crews, the Shipping Office has a variety of miscellaneous duties to perform. These include the settlement of disputes between ship-masters and seamen, the administration of the



estates of deceased seamen of the Mercantile Marine, the disposal of distressed British and Indian seamen and the inspection of rations and water provided for the crews. The settlement of claims of seamen or their dependants in case of accident or death and the receipt and disposal of dead seamen's effects and the registration of seamen also come within the scope of the Shipping Master.

During the year under report the Bombay Shipping Office signed on 39,695 seamen of many nationalities and discharged 42,142. Nearly 11,000 Goanese were signed and over 12,000 were discharged, almost all in the Steward's Department. Over 25,000 other Indians were signed and 26,000 discharged. Deck hands were both Hindus and Mahomedans but those in the engine room were exclusively Mahomedans.

The total expenditure was Rs. 71,000.

The Karachi Shipping Office signed 547 seamen and discharged 843.

The Aden Shipping Office shipped and discharged 961 seamen and 84 distressed seamen were repatriated.

### THE LABOUR OFFICE

The work of the Labour Office during the year ended March 1923 was noteworthy for (1) the publication of the Report on an Enquiry into Wages and Hours of Labour in the Cotton Mill Industry in the Presidency covering over 250 occupations, (2) the publication of a detailed Report on an analysis of nearly 3,000 family budgets dealing with the conditions of labour in the City and Island of Bombay, and (3) an increase in the fullness of statistics relating to industrial disputes as well as prices, cost of living, and similar labour statistics published in the monthly *Labour Gazette*.

During the year under review a special enquiry was undertaken into the question of the rise in house rents in Bombay, and the rents paid by various classes of the community.

There has been a considerable increase in the number of enquiries received in connexion with labour statistics and intelligence, labour legislation and industrial disputes. New legislation, such as Workmen's Compensation and the Mines

Act was examined and both these Acts have been passed by the Central Legislature, labour legislation being, under the Government of India of 1919, a subject of all-India legislation.

In regard to industrial disputes there were no less than 144 strikes affecting 144,306 workpeople and the time loss amounted to over half a million working days—511,238 to be exact. Although the number of strikes in the year under review was more than in the previous year when 136 strikes took place the time loss was considerably less than that of its immediate predecessor when no less than 1,638,667 working days were lost.

Full and accurate information was collected as in the previous year in regard to trade unions. At the end of the year there were 9 unions with 24,500 members in Bombay City and Island, 9 unions with 19,785 members in Ahmedabad, and 4 unions with 4,384 members in the rest of the Presidency, or a total of 22 unions with 48,669 members. The trade unions of cotton mill operatives in Ahmedabad were, as in the previous year, the best unions in the Presidency.

The number of subscribers to the *Labour Gazette* increased appreciably during the year and the revenue derived from this source and from advertisements amounted to nearly Rs. 13,000.

## CHAPTER VII

### PUBLIC WORKS DEPARTMENT

**T**HE Public Works Department has long been an important feature of the British administration in India. Its history dates from 1854 when it first came to be organized on a definite basis in succession to the old military boards, constituted mainly for the carrying out of military works.


For administrative purposes the work of the Department is divided into two sections: (i) Roads and Buildings and (ii) Irrigation. During the year 1922-23 the Roads and Buildings' Branch incurred an expenditure of nearly Rs. 199 lakhs. Part of the work was done for Imperial Services and included Customs 1 lakh, Salt  $3\frac{1}{2}$  lakhs, Post Offices  $1\frac{1}{2}$  lakhs, Telegraphs 3 lakhs, Archæological  $\frac{1}{2}$  lakh, Military Works 2 lakhs.

**Provincial Services.**—The chief items of expenditure were general administration, *i.e.*, work for Commissioners and District Officers, over 8 lakhs including the completion of the new currency office at Karachi and 9 bungalows for the accommodation of Government Officers at Ahmedabad.

Secretariat and Headquarters establishment including local fund absorbed just over fifty thousand, and Administration of Justice  $3\frac{1}{2}$  lakhs, the principal work during the year being the completion of the Honorary Presidency Magistrate's Court at Girgaum and the new Small Causes Court at Karachi.


Jails and Convict Settlements absorbed over 4 lakhs, the chief work in progress being the Central Jail at Hindalgi in the Belgaum district which will accommodate about 700 prisoners.

The expenditure under the head of "Police" was over 20 lakhs of which more than 18 lakhs were spent on new works and additions and alterations to existing ones, the expenditure being largely on housing schemes for members of the Police force in Bombay City and the Mofussil. Under "Medical" over 14 lakhs were spent,  $11\frac{1}{2}$  lakhs being on new works, most of the money being spent on Hospitals and Asylums. The work



Lloyd Bridge, Poona.

*[To face Page 146.]*



Electrical Engineer's Department. Laboratory and testing room.

*(To face Page 146.)*

## ELECTRICAL DEPARTMENT

of constructing the pharmacological laboratory and stores at Parel was nearly completed and work was continued on the King Edward Memorial Hospital at Parel. Civil works accounted for 5½ lakhs. The Gateway of India at the Apollo Bandar made steady progress, the masonry work now being 55 feet above ground level.

## ELECTRICAL DEPARTMENT

Whereas in 1906 electricity was very little used in Government buildings, by the end of 1922 over 600 buildings in the occupation of Government had installations, their capital cost amounting to nearly 37½ lakhs. Electrical matters are in charge of the Electrical Engineer to Government, who is also responsible for the administration of the Indian Electricity Act, this work including the inspection under the Act of private electrical undertakings, generating stations, transmission lines, installations, etc. Government has its own generating plants at Yeravda, Ganeshkhind, Mahableshwar, Belgaum, Rajkot and other places. Over 1,500 inspections were made by the Department during the year and whenever an installation was found defective or dangerous it was disconnected and supply was only allowed to be given when repairs were done satisfactorily. Repairs are carried out in the Electrical Engineer's Workshops. Attached to the workshops is a Laboratory for testing apparatus and here all types of meters and delicate indicating instruments can be verified and calibrated, both on Government account and for private firms and individuals. Over 1,200 tests were made during the year.

The total expenditure of the Department in 1922 amounted to over 6 lakhs of rupees, of which 3½ lakhs were spent on original works and 2½ lakhs on repairs.

## COMMUNICATIONS

Expenditure under this head amounted to over 52 lakhs of which 28 were spent on repairs and 24 lakhs on new works and on additions and alterations to the existing works.

## ARBORICULTURE

Nurseries were maintained at various places and the planting of trees continued to receive careful attention. Over 48,000

trees were planted during the year along roads in charge of the Department.

#### MISCELLANEOUS

Important works in progress or completed were :—Improvements to the Poona City Water Supply, the construction of a Sea-wall at Ghogho in the Ahmedabad district and the development of the town of Sholapur by the construction of new roads, diversion of existing roads, etc.

### IRRIGATION

#### GENERAL

Expenditure on all the Irrigation works in the Presidency during the year was 138½ lakhs, an increase of ½ lakhs over the previous year. Of these nearly 73 lakhs were spent in Sind and the balance in the Deccan and Gujarat.

Capital works fall under two categories : (i) Productive and (ii) Unproductive. The total receipts and expenditure on works for which capital accounts are kept amounted to 70½ and 53½ lakhs respectively in Sind and Rs. 25½ lakhs and Rs. 60 lakhs in the Deccan and Gujarat. Comparing receipts with expenditure the result showed a profit of over 17½ lakhs in Sind and a loss of 34½ lakhs in the Deccan and Gujarat. The total area irrigated by these works showed an increase of over 5½ lakhs of acres over the average of the previous three years. It rose from nearly 2½ million acres to 3 million acres in Sind and from 260,000 acres to 287,000 in the Deccan and Gujarat.

Other works are financed from ordinary revenues and capital accounts under this head are not kept. The area under irrigation by these works amounted to 631,000 acres in Sind and 159,000 acres in the Deccan. During the year 1922-23 expenditure exceeded receipts by 2½ lakhs.

The Irrigation work in charge of the Public Works Department is divided into two distinct spheres : (1) Sind and (2) the Deccan and Gujarat. In Sind the canals, with a few exceptions, are inundation canals, fed from the river Indus and are dependent on the natural flood level in the river. With a low river the canals receive but a scanty supply while fairly high and prolonged floods permit of widespread cultivation. Irrigation is, however,



Sholapur District. Causeway over the river Bhima at Pandharpur.

*[To face Page 148.]*



## IRRIGATION

confined to the period of four months only, *i.e.*, June to September. During the greater portion of the year no cultivation is possible on the areas served by these canals except by means of wells. The Lloyd Barrage Scheme is intended to remedy this defect by constructing a weir across the Indus by which it will be possible to maintain the water level in the canals above it at a sufficiently high level to give flow irrigation all the year round. In the Deccan and Gujarat the cultivation depends upon rainfall and the tanks and canals are useful for the purpose of growing more valuable crops or to counteract when necessary the evil effect of a deficient or irregular rainfall. The Irrigation Schemes in this part of the country involve the construction of storage reservoirs.

### SIND

The inundation of 1922 was, on the whole, a good one. A marked feature of the year was a steady rise in the river Indus from the beginning of June. The river reached the "fair irrigating level" of 13 feet on the Bukkur Gauge on the 24th of the month and remained at that level for 32 days. On the Kotri gauge the "fair irrigating level" of 17 feet was first recorded on 21st June and was maintained for a period of 108 days as compared with 62 days, the average of the previous three years.

**Indus Right Bank Division.**—The Desert Canal was opened on 16th of May and ceased to flow on the 1st of December. The lands along the canal and its branches produced excellent crops. Supply in the Unharwah was satisfactory; the Begari Canal worked very well indeed and the Choi branch never had such a good year. The Sukkur Canal had an excellent supply throughout the season.

The other canals in this Division, namely, the Char, Sattah, Sind, Western Nara, Pritchard, Pinyari and Kalri worked satisfactorily. In the Mahiwah alone there was trouble, as the head of the feeder dhund silted up in the latter half of the season as a result of erosion of the river.

**Indus Left Bank Division.**—The canals in this Division fall into two groups, *viz.*, (a) the Eastern Nara system and (b) the canals taking off direct from the Indus. The first group includes the Jamrao, Mithrao, Khipro, Thar and Hiral canals,


all of which except the Khipro are semi-perennial. They are fed by the Nara Supply Channel which takes off from the river Indus at Rohri. During the year nearly Rs. 1½ lakhs were spent on removing bad bends of the Nara and the supply channel worked fairly satisfactorily. Consequently, the area irrigated was more than the average. The Jamrao Canal irrigated 243,000 acres of which nearly 111,000 acres were under cotton. The cotton crop was excellent and the yield a record one. On the Mithrao canal the area cultivated was 98,000.

The Nasrat, Dad, Naulakhi, Fuleli and Hassanali canals fall into the second category. They are inundation canals. All of them with the exception of the Nasrat worked well. The Nasrat did not receive full supply even for a day in the whole season and hence rotations had to be resorted to. The area irrigated by the Fuleli canal was 430,000 acres against 394,000 the average of the previous three years. The cultivation in the Hyderabad Canals District was nearly 240,000 acres or slightly less than the average.

**Indus River Commission.**—The Indus River Commission is entrusted with the entire management and control of the river Indus in the Province of Sind. It has to carry out the necessary surveys and to construct and maintain the river bunds, which protect the country from the high floods in the river. On the whole, the bunds stood the water pressure well during the year.

The Indus River Commission also arranged for the accurate gauging of the river and for velocity, silt and discharge observations. The result of these observations are printed in the Indus River Commission Records which are published from time to time. The total expenditure on works under the direct control of the Commission amounted to over 1½ lakhs of rupees.

**Sukkur Barrage.**—In connection with the Lloyd Barrage and Canals Scheme at Sukkur a division in charge of a Superintending Engineer was formed on 1st February 1921 to work up details, necessary for the preliminary work in connection with this Project. The chief work carried out was the close contouring of the whole tract commanded by the projected canals. During the year under report levels were taken at close intervals over an area of about 5,500 square miles involving



Lake Arthur Hill. Bhandardara Dam. Downstream view of Dam, June 1923.

*(To face Page 150.)*

## IRRIGATION

over 22,000 lineal miles of level Progress was also made in collecting and collating details necessary for preliminary work in connection with the construction of the scheme.

### DECCAN AND GUJARAT

#### NORTHERN DIVISION

The only important canal system in this Division is the Hathmati and Khari Cut, the other Irrigation works being small tanks dependent on local rains. The area irrigated on the canal system was nearly 10,000 acres against 15,000 acres, the average of the previous three years. The total area irrigated from the Wangroli, Tranza-Nagrama, Savli and Saiat tanks approximated to the average of the previous three years.

#### CENTRAL DIVISION

The Ekruk tank, the Jamda and the Krishna Canals are the main sources of irrigation in this Division. The Ekruk tank provides water not only for irrigation but also for the town of Sholapur, the Mills and the G. I. P. Railway. As it is not able to meet all the demands made on it, the necessity for additional storage has been recognised and a project for a supplementary tank or tanks is under preparation. The total area irrigated by the fifteen works for which capital accounts are kept in this Division was 24,000 acres as against 34,000 acres, the average of the previous three years.

#### DECCAN IRRIGATION DIVISION

The largest irrigation works in the Presidency proper are in this Division. The Nira Left Bank Canal which irrigates an extremely precarious tract in the Poona District is one of the pioneer irrigation works in the Deccan. It is fed by Lake Whiting, a reservoir constructed on the Yelvandi river at Bhatghar, some 30 miles south of Poona. It is here that the Lloyd Dam, the largest masonry dam in the World, is being constructed. The Left Bank Canal is 100 miles long and irrigated an area of about 75,000 acres during the year.

**The Mutha Canal.**—This system consists of two canals, one on the right and the other on the left bank of the Mutha river. Both take off direct from Lake Fife, a storage reservoir


of a capacity of about 4,000 million cubic feet on the Mutha river at Khadakvasla. The Mutha Canals furnish the Cantonment and the City of Poona with their supply of water. Besides irrigating ordinary crops they have greatly facilitated the cultivation of fruits, vegetables, fodder and sugarcane within easy reach of a large City and an important Military centre. The system irrigated over 26,000 acres during the year.

**The Mhaswad Tank** is formed by an earthen dam across the Man river and has a storage capacity of 2,600 million cubic feet. It irrigates about 9,000 acres of land in the Sholapur District.

**The Godaveri Canals.**—This system is the first of the large irrigation works constructed in the Central Deccan for the protection of areas liable to famine. It was completed in 1915-16 at a cost of over a crore of rupees. The storage reservoir, named Lake Beale, is on the Darna river, a tributary of the Godaveri. The Right and Left Bank Canals take off from a pick-up-weir at Nandur Madhmeshwar on the Godaveri river. The Right Bank Canal is 69 miles long and serves the Niphad and Sinnar talukas of the Nasik District and the Kopergaon taluka of the Ahmednagar District. The Left Bank Canal is 48 miles long and irrigates the Niphad and Yeola talukas of the Nasik District and the Kopergaon taluka of the Ahmednagar District. The development of irrigation on these canals is proceeding apace and the cultivation of the valuable sugarcane crop is also steadily advancing. The total area irrigated was about 50,000 acres, of which 7,500 acres were under sugarcane.

**The Girna and Kadwa River Works** are two smaller irrigation systems in operation in this Division. They irrigated in all about 16,000 acres.

**Irrigation works under construction.**—There are two large irrigation works under construction in the Deccan. One of these, the Pravara River Works, is designed to irrigate some of the lands most affected by famine in the Ahmednagar Collectorate. The other, called the Nira Right Bank Canal, passes through the Northern tract of the Satara Collectorate and the Phaltan State to irrigate lands in the Malsiras, Sangola and Pandharpur talukas of the Sholapur Collectorate which are very liable to famine.



Downstream view of the new Jamshora Regulator under construction over Fuleli Canal, Sind. (To face Page 152.)

## IRRIGATION

**The Pravara River Works System** comprises (1) a storage reservoir named the Lake Arthur Hill on the Pravara river at Bhandardara, 29 miles by road from Igatpuri, (2) a pick-up-weir at Ojhar and (3) two canals taking off from the weir one on each bank of the river, 33 and 48 miles long respectively. The masonry dam of the storage reservoir which is to be 270 feet high has now reached a height of about 260 feet. Good progress was made during the year. The canals have been excavated and the whole scheme will be completed by the end of the year 1924. The cost will be about  $1\frac{1}{2}$  crores of rupees.

The canals have already been opened for irrigation, and as the work progresses irrigation is being extended. The total areas irrigated by these canals during the year was about 50,000 acres as against 35,000 in the preceding year.

**The Nira Right Bank Canal.**—This work will, when completed, be the largest in the Deccan. The project comprises the construction of a large dam at Bhatghar—the Lloyd dam referred to above which will replace the existing dam and provide a supply to both the old Left Bank Canal and the new Right Bank Canal. The Right Bank Canal will end near Mohod in the Sholapur Collectorate and will be about 110 miles long. The progress during the year was satisfactory and it is expected that the dam and the first 90 miles of the canal will be completed by the end of the year 1926. The estimated cost of the scheme is 491 lakhs. The storage provided by the Lloyd Dam at Bhatghar will not suffice for the full development of irrigation in the Nira Valley and an amplified scheme which provides for widening and remodelling the Left Bank Canal and for building a new dam at Vir to supplement the supply from Bhatghar, costing about  $127\frac{1}{2}$  lakhs of rupees, is under consideration of Government.

**Investigation work.**—Scientific investigations in connection with various problems relating to irrigation in the Deccan are being conducted by the Executive Engineer, Special Irrigation District, and his staff in laboratories, experimental farms, private fields and at Stations on the Canals. The main problem has been to reclaim lands rendered unfit for cultivation due to water-logging and salt efflorescence and to prevent the occurrence of


these evils especially in areas where sugarcane is grown. It has now been proved that the worst affected lands can be completely regenerated at a comparatively small cost by a system of permanent drains combined, in the first few years, with the restoration of the soil by means of surface washing, green manuring, etc. As the nature of the subsoil decides whether any artificial drainage is required or not, extensive subsoil surveys are in progress. Observations of levels of water in wells are being carried out in the areas irrigated by the existing canals as well as in areas that are likely to be irrigated shortly. Several reclamation schemes have already been prepared and a few carried out. An important departure recently introduced is the execution of such schemes on co-operative lines, the owners financing the schemes and Government providing the investigating and constructing agency. The question of utilising drainage water for irrigation purposes so far as its salt contents will permit, is also being considered. It is also worthy of note that an up-to-date hydraulic testing station has been installed, where meters, modules, etc., used on irrigation channels are tested. Investigations are also being made with regard to the value of sewage effluent as a manure for various crops, with good results.

**Other small irrigation works.**—There are numerous bandharas or weirs built across streams to raise the level of water sufficiently high to command the lands to be irrigated. There are about 300 of these works in the Nasik Collectorate and there is also a large number in the West Khandesh District. The supply of water from these bandharas was inadequate and cultivation suffered thereby. Rs. 35,000 were spent on improvements and repairs of these works during the year.

#### SOUTHERN DIVISION

The only important irrigation works in this Division are the Gokak Canal in Belgaum and the Dharma Canal in the Dharwar District. The rainfall was timely and well-distributed, and there was not much demand for water for irrigation. The total area irrigated by capital works was about 10,000 acres against 18,000 acres of the previous year.





Sea Wall at Gogo. North-East End View.

*[To face Page 154*

## RAILWAYS

### RAILWAYS

1. The total length of railway open for traffic in the Bombay Presidency (including Sind) was 5,513 miles including 210 miles of line newly opened, viz. :—

- (i) Jamnagar-Kuranga Railway, 66·31 miles ;
- (ii) Okhamandal Railway—Kuranga to Adatra, 37·02 miles ;
- (iii) Larkhana-Shahdadkot Section of the Larkhana-Jacobabad Railway, 31·53 miles ;
- (iv) Petlad-Bhadran Railway, 13·41 miles ;
- (v) Motipura-Tankhala Railway, 23·83 miles ;
- (vi) Gadhakda-Mahuwa Railway, 32·09 miles ; and
- (vii) Tagdi-Dhandhuka Section of the Botad-Dhandhuka Extension, 5·92 miles.

## CHAPTER VIII

### VITAL STATISTICS AND MEDICAL RELIEF

**N**OT for more than 30 years has so low a mortality been recorded in the Presidency as during 1922. The total number of deaths registered was 452,581 or over 45,600 fewer than in the previous year which was itself a year of exceptionally low mortality. The death-rate for 1922 was 23·61 compared with 26 for 1921 and a mean for the ten years of 37·16. The following table shows how this compares with other parts of India :—

Madras	..	..	21·0	Bihar and Orissa	..	24·13
Bengal	..	..	25·2	Punjab	..	22·07
Assam	..	..	26·85	United Provinces	..	25·01
Burma	..	..	22·23	Central Provinces	..	29·31

The death-rates for England and Wales and London were 12·9 and 13·4 (provisional figures) respectively.

Excluding Bombay City and Sind the death-rate for the Presidency was 23·81 against 28·04 in 1921. The death-rates for Rural and Urban areas in the Presidency as a whole were 22·49 and 28·26 against 23·89 and 34·84 respectively in 1921.

Of the districts, the highest death-rate (30·48) was returned by Nasik and the lowest (15·32) by Panch Mahals, which also had the lowest death-rate in the previous year.

The death-rate for Sind was 12·42 against 15·72 in 1921. There was a very marked excess in the urban rate, nearly 2½ times that of the rural, but this is attributed partly to faulty registration in the rural areas.

Curiously enough, both the lowest and the highest death-rates occurred in Cantonment areas, namely, 1·49 in Santa Cruz and 37·67 in Kirkee.

Over the Presidency as a whole births exceeded deaths by 168,189 (equal to a "natural increase" of 0·88 on the population) compared with an excess of 126,290 in 1921. This increase is due to the fall in the death-rate, and not to any actual increase in the number of births. In the Presidency alone excluding



Pandharpur Fair. Chandrabhaga, portion of the Bhima, skirting round Pandharpur.  
Scenes at the River side.

[To face Page 164.]

Bombay City, the percentage of increase amounted to 1·01. For Sind the figure is 0·80. In Bombay City, on the other hand, deaths exceeded births by 16,770 or 1·46 per cent. of the City's population.

**Mortality according to Sex.**—238,303 male and 214,278 female deaths were recorded, giving a death-ratio per thousand of each sex of 23·71 and 23·50 respectively against 26·26 and 25·72 for 1921. For every 100 females 111·21 males died as compared with 112·53 in 1921. In Sind the ratio of male to female deaths during the year under report was 125·25 to 100.

The monthly incidence of death in this Presidency is invariably at its lowest in June. The month of maximum incidence on the average is December, with November, January and October next in order. The actual maximum in different years has fallen in each of those three but also in March and in August. For the year under report it has fallen in December.

The number of births registered was 620,770, a decrease of 3,870 over the figure for 1921, the birth-rate for the Presidency including Sind being 32·39. The rates recorded in other parts of India compared with the birth-rate in England and Wales are :—

England and Wales	..	20·6	Bihar and Orissa	..	35·03
Bengal	..	27·4	United Provinces	..	32·17
Madras	..	30·0	Punjab	..	39·31
Assam	..	28·43	Central Provinces	..	35·80
Burma	..	29·69			

In the Presidency proper excluding both Bombay City and Sind the birth-rate for Rural areas was 37·48 and for Urban areas 28·33 against 37·29 and 28·10 respectively in 1921.

The highest birth-rate in Rural areas was 52·38 for Man Taluka in Satara District and the lowest 14·07 for Poona City Taluka. It is understood, however, that in many cases the birth-rate statistics are not reliable owing to inattention given by local authorities to registration.

In the Presidency proper the Rural exceeds the Urban birth-rate. In Sind the reverse is the case, the Urban rate being 31·22 and the Rural 18·53 per 1,000.

**Infant Mortality.**—It is satisfactory to note that deaths among infants under 12 months was the lowest recorded during the past 20 years, the ratio being 169·10 per 1,000 registered births against 178·11 in the previous year, the total number of deaths being nearly 105,000. Of these 43,366 were one month old or less, the percentage of mortality among infants being the greatest. It is interesting to note that nearly 71 per cent. of the total deaths in infants were due to diseases of the Respiratory System.

**Infantile Debility and Premature Birth in Bombay City.**—In a report on infant mortality by the Executive Health Officer, Bombay Municipality, it is pointed out that the percentage of population occupying tenements of one room and under to the total number of occupants in all classes of tenements in the City by the Census of 1921 was 65·88. Of the 20,452 births registered in the year, 15,079 or 73·72 per cent. occurred in families living alone in a single room or sharing it with others and the number of deaths in infants in this class of population was 7,102 or 86·23 per cent. of the total infant mortality. The rate of deaths among infants in single room tenements per 1,000 births in such tenements during the year was 470·9 against 828·5 in 1921 and the proportion of deaths to births varies inversely as the number of rooms occupied by the parents.

**Causes of Death.**—The diseases classified under the heading of "Fever" were responsible for nearly half the numbers of deaths, while "Other Causes" and "Respiratory Diseases" were the next most serious diseases. Small-pox was responsible for only 1,170 deaths, Cholera for 2,768 and Plague for 8,379 out of the total of 452,581.

---

Some figures from the Annual Sanitary Report for 1922 are given below :—

Among the Civil European population of 19,247, 316 births and 268 deaths were recorded as against 393 and 397 in 1921. The calculated birth-rate per mille for 1922 was 16·42 and the death-rate 13·42.

Anglo-Indians number 10,221, and 182 births and 211 deaths were registered against 171 and 241 in 1921. The birth and death ratios per mille were 17·81 and 20·64 respectively in 1922.

## VITAL STATISTICS AND MEDICAL RELIEF

Among the Civil Indian population—19,165,614—620,770 births were registered, a decrease of 3,870 over the figure for 1921 and 40,984 less than the decennial mean. The birth-rate was 32·39 per mille against 32·59 in 1921. For every 100 females, 108·91 males were bo.n. Still-births numbered 10,809 as against 10,125 in 1921.

A remarkably low mortality was recorded during the year 1922, the lowest in fact since 1890. 452,581 deaths were registered against 498,350 in 1921, 712,135 the decennial mean and 612,329 the mean for the five pre-influenza years. 111·21 males died for every 100 females. The death-rate was 23·61 per mille against 26·00 in 1921, 37·16 the decennial mean and 31·26 the mean for the five pre-influenza years. The birth-rate exceeded the death-rate by 8·78.

The infant mortality rate for the Presidency was 169·10 per 1,000 live births as against 178·11 in 1921. This is the lowest number recorded during the last 20 years. The male and female rates were 176·53 and 164·01 respectively, as compared with 184·90 and 170·71 in the previous year.

In Bombay City, the birth and death-rates were 17·54 and 32·13 respectively and the infant mortality rate was 405·16 compared with 672·12 in 1921.

The male and female death-rates among Hindus were 25·80 and 25·11 per mille, among Mahomedans 16·35 and 17·04, among Parsis 21·90 and 19·40, among Christians 17·62 and 17·18 and among Jains 14·02 and 15·61 respectively.

Deaths among Indians totalled 452,581, Cholera being responsible for 2,768, Small-pox for 1,170, Plague for 8,379, Fevers for 197,888, Dysentery and Diarrhoea for 21,118 and Respiratory Diseases for 82,682.

### EPIDEMIC DISEASES

**Plague.**—With the exception of the previous year, the annual total mortality was the lowest since 1897. The total number of deaths recorded for the Presidency including Aden and all Native States except Baroda was 9,569 as compared with 5,555 for 1921.

Six hundred and twenty-nine deaths were reported in Bombay City during the year excluding 3 which occurred among the European Community.

Aden was quite free from Plague.

Three Districts, *viz.*, Dharwar (2,138), Belgaum (1,430) and Poona (1,268), were responsible for one-half of the total deaths. In Sind Registration District 687 deaths were registered, of which Karachi Town alone contributed 664. The greater part of Gujerat was almost free. Amongst the Native States, Southern Maratha Country States showed the highest mortality from the disease.

The total number of inoculated persons was 73,098 as compared with 39,208 in 1921; of these 69,656 were performed in British territory and 3,442 in Native States.

**Cholera.**—The number of deaths recorded from Cholera was 2,768 against 3,521 in 1921, and considerably below the decennial mean—19,059. Of the total deaths, 544 only were recorded during the first half of the year. These were mostly in Bijapur District. The remainder 2,224 occurred in the latter half of the year, infection being mainly localised in the Districts of Belgaum, Dharwar and Bijapur. In the Presidency proper out of 20 Districts, 13 were infected while in Sind only one District reported deaths.

In Sind during the period from 1st January to 15th March 1922, two instructors in the sterilization of water supplies visited 17 Talukas and 31 Village centres and gave 62 demonstrations.

In Gujerat, during the same period, one instructor visited 5 Talukas and gave demonstrations. The services of these Instructors were subsequently dispensed with on financial grounds.

**Small-pox.**—Deaths from small-pox numbered 1,170, the lowest figure recorded since 1887, as compared with 1,771 in 1921, and a decennial mean of 4,778.

**Influenza.**—Influenza in a very mild form prevailed from January to May, 1,222 deaths being recorded against 3,679 in 1921. In Bombay City 524 deaths were registered of which only 4 occurred among Europeans and Anglo-Indians. Karachi City contributed 80 deaths.

Prophylactic inoculation was not practised during the year.



## HOSPITALS AND DISPENSARIES

### HOSPITALS AND DISPENSARIES

On an average over  $2\frac{1}{2}$  million patients are treated every year in the dispensaries and hospitals of the Presidency which are maintained out of public, local or municipal funds, or receive aid from Government. The latest triennial report records that the number of public institutions which was 755 in the beginning of 1920, rose to 782 at the end of 1922 while the number of local and municipal fund dispensaries increased from 310 to 327: most of the new dispensaries being established under the scheme for providing additional dispensaries in districts by means of liberal grants-in-aid, recurring and non-recurring, to municipal and local bodies. The total number of patients treated during the last three years shows a decrease of about 2 per cent. as compared with the previous period of three years, but this decrease is wholly in the number of out-patients, the average number of in-patients (over 74,000) showing an increase of 4 per cent. The number of beds available was 6,717. The ratio of deaths to total treatment was 9.0, a slightly better percentage than in the previous triennium.

Only about one-fifth of the total number of patients treated are women. Women Assistant Surgeons and Subordinate Medical Officers were appointed at Ahmedabad, Poona, Belgaum, Hyderabad, Dhulia, Ahmednagar, Nasik and Bijapur. "The steady increase in the number of female patients attending general hospitals," says the Surgeon-General, "justifies the scheme and affords a reasonable indication for its extension to other places." Three more special hospitals for women have been sanctioned but had to be postponed owing to the financial situation.

Both among the in-door and the out-door patients, malaria was responsible for the largest number of cases. In 1922 a malaria epidemic of a severe type appeared in parts of Sind, due to abundant rains, huge inundations resulting from the unusual rise of the river Indus, and to rice cultivation round the towns. To counteract the prevalence of the disease in the Presidency quinine 'treatments' worth Rs. 50,000, were put up for sale to the public in the malarial districts at cheap rates, in 1920. Quinine 'treatments' worth Rs. 1,50,000 were also

distributed free to the general public and school children in Sind and Canara, where malaria was more prevalent than elsewhere in the Presidency during the last three years. To check the spread of cholera, the free distribution of potassium permanganate 'treatments' and the disinfection of wells and other sources of water supply were as usual carried out. The City of Belgaum and its suburbs were affected with plague in 1922. Anti-plague inoculation was carried out at the Civil Hospital and also in the City. Officers of the Subordinate Medical Service were deputed for anti-plague inoculation work in the district whenever their services were required by the local bodies.

The three Provincial Medical Schools had 532 students on their rolls at the end of the year 1922. Full-time lecturers in Anatomy and Physiology, and in Bacteriology and Pathology have been appointed in the B. J. Medical Schools at Poona and Ahmedabad. An honorary lecturer in Dentistry has also been appointed at each of the three schools.

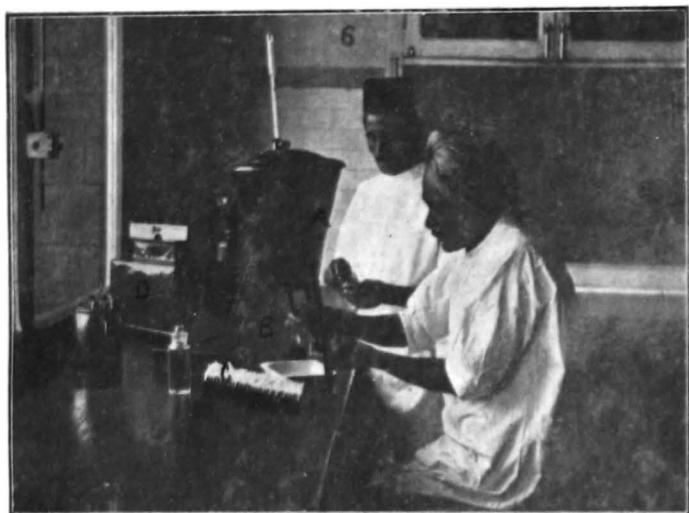
The practice of associating private medical practitioners with the staff of the Medical Schools at Poona and Ahmedabad continues to work satisfactorily.

Two new Nursing Associations were started, one at Sholapur and the other at Aden. But the Civil Hospitals at some ten places still remain to be provided with nursing staff. Progress in direction as well as the re-organization of the Bombay Presidency Nursing Association is being delayed by financial stringency. Anti-rabic vaccine is now manufactured at Parel and treatment is given at the Parel Laboratory and in the Civil Hospitals at Karachi, Ahmedabad, Poona, Belgaum, Ahmednagar and Karwar.


The establishment of a school of Tropical Medicine at Parel has been postponed owing to the financial situation.

#### SANITATION

There were 159 Municipalities with an aggregate population of 26½ lakhs. Their combined income amounted to over 176 lakhs and Rs. 87½ lakhs were spent in improving water-supplies, drainage, conservancy and other public health requirements.



Vaccine Institute, Belgaum. Filling tubes with lymph.



Vaccine Institute, Belgaum. The Sterilising room. *(To face Page 162.*

## VACCINATION

Twenty-six District Local Boards and 219 Taluka Local Boards with an aggregate income of nearly Rs. 150 Lakhs spent Rs. 3,38,810 on works connected with public health.

There are two Public Health Laboratories at present working—one in Poona and the other at Karachi; and a third Laboratory, at Ahmedabad, has been sanctioned.

The chief day of the Ashadhi Fair at Pandharpur fell on 5th July 1922. The number of pilgrims was 1,47,378.

The fair passed off without any mishap and no case of cholera or other serious epidemic disease occurred. The total mortality from all causes reported during 11 days of the Festival was only 30 which is equivalent to an annual death-rate of less than 6 per mille for the whole population at stake. Though this is a low figure, suggesting an under-estimate, it is probably fairly accurate, Karkuns for house-to-house visitation to detect cases of illness being included amongst the special establishment employed. In any case, it indicates that health conditions were good.

At the Kartiki Fair at Pandharpur which is next in importance to Ashadhi, the average attendance came to somewhere between 80,000 to 100,000.

Other Fairs at Vautha in Ahmedabad District and Shukalirth in Broach District were held from the 3rd to 5th November 1922 at which 10,000 and 35,000 pilgrims respectively assembled. The services of the Inspectors of Sanitation and Vaccination were in each case at the disposal of the District Officers for the Fairs concerned.

## VACCINATION

Over six hundred thousand persons were primarily vaccinated in the Presidency during the year 1922-23, the numbers vaccinated during the two previous years being 544,000 and 581,000. The number of persons re-vaccinated during the year was over 99,000. The annual success rate for vaccination shows a continuous improvement, the averages for the last three triennial periods being 98·58, 99·59 and 99·67 respectively. Including figures for Indian States the total number of persons primarily vaccinated comes up to over 809,000 and the total of

re-vaccinations to 107,806 during the year 1922-23 against nearly 750,000 and 99,000 respectively during the previous year.

In Aden the number of primary vaccinations and re-vaccinations showed a marked increase over the corresponding figures for the previous year. This was due to the great efforts put forth to check small-pox in epidemic form. Aden has a large floating population, partly recruited by dhows and ships from Somaliland and partly consisting of kafilas from the interior, which practically went entirely unprotected. Vigorous measures were adopted to check the disease. In addition to the ordinary male staff, female vaccinators were appointed to pay house-to-house visits and to vaccinate as many women and children as possible. Sanitary Inspectors also vigorously carried out vaccination in their respective divisions while local men were also engaged and posted at the police stations to vaccinate any unprotected persons brought in by the police. A feature of vaccination in Aden is the very high percentage, in which the results of vaccination cannot be ascertained, due to the nomadic habits of the people.

In the early part of the year 1922, small-pox prevailed at Surat in an epidemic form. The Assistant Director of Public Health visited the place in April and inspected the affected localities. The Municipality engaged an extra vaccinator and a house-to-house campaign was organized. A special vaccination campaign was carried out during each monsoon among the school children in municipal towns and in the Taluka Headquarters of Gujerat. The number of children found unprotected during the last three years was 1,670 ; 851 ; and 788 respectively. This continuously decreasing number testifies to the success of the campaign. Pilgrims proceeding to the Hedjaz were re-vaccinated in Karachi town.

An active anti-vaccination propaganda was carried out in the Hyderabad District of Sind. Some increase in opposition was also reported from other quarters. But, in spite of this opposition vaccination continues to maintain on the whole its position in the estimation of the people as a sure defence against small-pox. Inoculation with small-pox virus was last year reported to have

#### BOMBAY BACTERIOLOGICAL LABORATORY

been practised in parts of Sind. Necessary action was taken to prevent further occurrences of this kind.

The Belgaum Vaccine Institute issued 1,172,800 doses of lymph in the year. The quality of lymph was excellent, as can be seen by the higher percentage of success obtained. The Bombay City Municipality took 2,200 doses of preserved lymph from Belgaum in addition to using animal lymph of their own manufacture; and now it has decided to obtain all lymph it requires from the Belgaum Institute.

In concluding the last triennial report on vaccination in the Presidency, the Acting Director of Public Health utters a note of warning against the procedure adopted by some local bodies who have attempted to economise at the cost of the vaccination staff. 'The present staff,' he points out, "is none too strong in number and any weakening in this respect would certainly lead to a recrudescence of small-pox due to the increasing number of unprotected children in the Presidency."

#### BOMBAY BACTERIOLOGICAL LABORATORY

The most important work of the Laboratory at Parel is connected with plague. All the anti-vaccine used in India and its dependencies is prepared here and investigations connected with the disease carried out and in addition, work connected with preventive medicines and pathological diagnoses for the whole of the Bombay Presidency.

During the year 972,000 doses of anti-plague vaccine were sent out to all parts of India, making a total, since the Laboratory was established in 1896, of over 22 millions. Over 90,000 doses were despatched to countries outside India.

Rats found dead or caught alive within the City of Bombay are sent to the Laboratory and during the year 756,000 rats were received. Three hundred and forty-five thousand were examined and 6,400 were found to be plague infected. With each rat a note was received indicating where it had been caught or found, so that after examination it was possible to inform the Health Officer where plague infected specimens had been caught or picked up.

## ANTI-RABIC TREATMENT

As long ago as 1909 it was proposed that a Branch of the Pasteur Institute at Kasauli should be opened at the Parel Laboratory for the treatment of persons bitten by rabid animals. The proposal was approved by Government but technical difficulties seemed to stand in the way of establishing such a branch and financial considerations delayed the formation of a separate Institute.

The establishment of anti-rabic work in Bombay had, however, become urgent and the work was started at the Laboratory on 8th April 1922. With a view to making the treatment available near the homes of those requiring it, centres were opened with the co-operation of Civil Surgeons, at Karachi, Ahmedabad, Ahmednagar, Poona and Belgaum.

The total number of cases treated at Bombay and at the Branch centres during the first nine months was 675 or more than were treated at Kasauli during the fourth year of its existence.

Research work in various diseases, the examinations of specimens for the identification of disease and the preparation of vaccines were amongst the other activities of the Laboratory during the year.

## VETERINARY

The year was a healthy one for live-stock generally. There was a noticeable decline in contagious diseases, especially Rinderpest and the number of cases treated at dispensaries and on tour and the inoculations performed showed a decrease. Foot and mouth disease was reported from all districts, Kolaba suffering heavily.

Breeding operations were also carried out by the Department.

One new dispensary was opened during the year. They number 97,1 more than in the previous year. The number of cases treated was a lakh and a quarter the same as in the previous year.

The cost of the Department was Rs. 4,62,000 in the Presidency proper and in Sind over Rs. 1,63,000.

There are 62 students at the Bombay Veterinary College and 9 graduates passed out during the year, of whom 7 obtained



Pandharpur Fair. Outflow from the waiting shed. Women waiting their turn to enter temple *viâ* women's shed.

[To face Page 166



#### WILD ANIMALS AND VENOMOUS SNAKES

employment in the service of Government, Local Bodies or Native States and 2 are engaged in private practice. Out of the 49 graduates who have passed out of the College in the last three years, 25 are in the service of Government or Local Bodies, 17 are in the service of Native States, 4 are engaged in private practice and 3 have died.

#### CHEMICAL ANALYSERS

The work of the Chemical Analysers to Government in Bombay and Sind is connected with the protection of the public either by the examination of data relating to crime or suspected crime or by the examination of food-stuffs, water, etc. The medico-legal cases investigated during the year in Bombay totalled 663, of which 304 were cases of suspected human poisoning. Of the 150 cases of human poisoning in which poison was detected 159 persons were poisoned, of whom 83 died.

In the Laboratory at Karachi 176 medico-legal cases were investigated, 47 of them being cases of suspected human poisoning.

The examination of stains for blood or other evidences of crime is also an important part of the work of the Chemical Analysers.

#### WILD ANIMALS AND VENOMOUS SNAKES

The number of persons reported killed during the year by wild animals was 51 against 71 the previous year. The mortality caused by snake-bite decreased from 1,378 in the previous year to 1,315, of which Ratnagiri alone was responsible for 285 deaths, Thana, Thar and Parkar, Ahmedabad and Nawabshah coming next in order. The total human mortality shows a net decline of 83.

While the number of wild animals destroyed during the year fell from 7,572 to 6,774, the number of snakes destroyed rose from 20,372 in the previous year to 23,484 of which Ratnagiri and Thar and Parkar were responsible for the destruction of 12,072 and 6,531 snakes respectively. The amount of rewards paid during the year was only Rs. 341-7-0 as against Rs. 5,095-1-0 the previous year, as owing to financial stringency the payment of rewards was stopped during the year.

Tigers were responsible for twelve deaths, nine of them in Satara; elephants for one death (in Dangs); leopards and panthers for six, four of them being in West Khandesh. No death was reported from the Panch Mahals either from wild animals or from snake-bite.

#### MENTAL HOSPITALS

There are six Mental Hospitals in the Presidency, and the number of patients treated in them was 1,905, a decrease of 33 over the previous year, the number of admissions being 445, 244 are Criminal Insanes. Of the total treated 267 were cured and 95 transferred to the care of friends.

Of the persons admitted during the year, 26 were Europeans and Eurasians, 33 Indian Christians, 259 Hindus and 126 Mahomedans. Labourers formed the largest number of admissions followed by cultivators, clerks, merchants and traders, mendicants, artisans, Government servants and sepoy and peons. The great majority of them were between 20 and 40 years of age.

In those cases where the causes of insanity could be ascertained the abuse of intoxicants was the chief cause of lunacy; mental instability, mental stress and toxic diseases coming next in order.

The net expenditure on the Hospitals amounted to nearly 4½ lakhs.


#### ACWORTH LEPER ASYLUM, MATUNGA

The Acworth Leper Asylum was founded in the year 1890 by H. A. Acworth, Esq., C.I.E., I.C.S., who was then the Municipal Commissioner for the City of Bombay, from public donations, and provides accommodation for the segregation of pauper Indian lepers. It is in charge of a Resident Superintendent who works under the orders of the Board of Management consisting of 20 members, of whom 3 are appointed by Government, 5 by the Municipal Corporation of Bombay and 12 are co-opted annually.

The cost of maintaining lepers who are not residents of Bombay is borne by Government, and that of Bombay lepers by the Municipality. The other sources of income are the garden and the sewage farm and occasional subscriptions.



Pandharpur Fair. Food brought by pilgrims from their homes and exposed to sunlight before consuming.



Pandharpur Fair. Water-supply arrangements at Wakhari, three miles from Pandharpur. Pilgrims coming by road camp here.

*[To face Page 168.]*

## EMIGRATION AND IMMIGRATION

The Asylum accommodates 364 lepers, 222 males and 142 females and the total number of persons treated in the Asylum during the year 1922 was 586, of whom 403 were males, 176 females, 3 male children and 4 female children. 432 were Hindus, 89 Indian Christians, 57 Musulmans and 8 Eurasians.

Seventy-two deaths occurred in the Asylum during the year.

Lepers who wish to work are provided with employment in the garden or the sewage farm and are given a small allowance which they use in buying small luxuries from a co-operative shop which is run for them on the Asylum premises.

The expenditure amounted to nearly 1½rd lakh.

## EMIGRATION AND IMMIGRATION

There is very little emigration and immigration in the Bombay Presidency in the sense in which it is usually understood, that is, the departure of Indians for foreign countries and the arrival of foreigners for settlement in India. The movements of the population are from district to district at particular seasons of the year. Labour from the Chat districts is attracted to Thana owing to development of industries there; labourers from the adjoining talukas of the Ahmednagar District come into the Kopargaon Taluka during the sugarcane crushing season and so on, while the failure of crops in one district leads to a considerable exodus into the towns or more fortunate parts of the country. Labourers from Ahmednagar, Sholapur, Aurangabad and from parts of Nandurbar, Shahada and Sindkheda of West Khandesh went to East Khandesh during the cotton season. The high wages paid by the Forest Department attracted labourers from Dharwar and Goa to Kanara.

During the year under report immigration into Karachi was greater than emigration. The immigrants were largely Cutchis but Pathans and Brāhuis as usual went to some parts of Larkana in the winter season.

One very marked feature in the Bombay Suburban District is the immigration of Pathans and other frontier tribesmen who come in ostensibly as labourers but prefer, a large number of them, to live by a system of blackmail, and it is suggested by the Collector of the District that the increase in the number of

wealthy people living in the suburbs and the activities of the Bombay City Police are responsible for the increased immigration of these people.

There were a few immigrants to South Africa from Kaira, Broach, Surat and Kolaba, chiefly families of Indians already residing there. Twenty-three persons left Karachi for service in the Anglo-Persian Oil Company. Most of the 269 immigrants who returned to Bombay came from British East Africa.

## CHAPTER IX

### LOCAL SELF-GOVERNMENT

#### DISTRICT MUNICIPALITIES

**D**URING the past decade the policy of Government has been to give more and more power to Local Bodies and, where control is exercised, to use that control solely for the purpose of safeguarding the interests of the rate-payers, especially where Government funds have been lent for local purposes. This policy is especially noticeable in the case of municipalities. In Bombay City the powers of the Corporation are practically uncontrolled, while in the mofussil Government control has been to a very considerable extent relaxed. There are in the Presidency 33 City Municipalities and 123 Town Municipalities. The distinction between the two is largely a matter of population. No town with a population of less than 15,000 can be declared a City Municipality, but when a town is so declared it can appoint a Chief Executive Officer with extensive responsibilities and wide powers as defined by the Bombay District Municipal Act of 1901. These Municipalities may also appoint a Health Officer and an Engineer and their rules and bye-laws are sanctioned by Government. In the case of town municipalities this sanction is given by the Commissioner. During the last ten years 10 town municipalities have been raised to the status of city municipalities, and all now have a Chief Officer. All permanent municipalities, with a few exceptions in Sind, must have not less than half its members elected and not more than one-half of the non-elected may be salaried servants of Government. In 1920 the popular composition of the municipalities was largely increased by a widening of the franchise and the cutting down of the nominated councillors to one-fifth of the total. Moreover, all Presidents were elected. In 1921-22 the municipal franchise was put upon the same basis as that for the local Legislative Council and communal representation to Mahomedans was allowed in all municipalities.

The principal duties of municipalities lie in the direction of the provision and maintenance of public and utility services such as roads, dispensaries, water supply, sanitation and education. They are allowed to raise funds both by direct and indirect taxation. Moreover, when the circumstances of a case require it and the Local Body is prepared to make adequate efforts to help itself, Government renders assistance both by loans and grants-in-aid (subject to a limit of 50 per cent. of the cost in the latter case) towards the cost of big undertakings. By this means Ahmedabad, Poona, Lonavla, Nasik, Jalgaon, Karad, Sholapur, Bijapur, Dharwar, Hubli, Hyderabad, Sukkur and other towns have been provided with an improved water supply and Ahmedabad and Poona with a complete system of underground drainage. In some cases where the question of good water supply is of more than local importance water-works have been constructed entirely at Government expense. Pandharpur, a great pilgrim centre, is a case in point. Town improvements and the opening out of congested and insanitary areas are other objects for which Government makes liberal grants. Considerable improvements in the sanitary services of urban areas have been brought about by Government's assistance. Municipalities with a population of 15,000 and over may appoint Health Officers and Sanitary Inspectors and Government bears two-third of the cost of the Health Officers and one-half of the cost of Sanitary Inspectors.

Municipalities are now allowed practically a free hand in the matter of the selection and appointment of their Chief Officers.

The total number of Municipalities declined in 1922-23 from 159 to 156 owing to the establishment of village Panchayats in place of municipalities at Dholera in the Ahmedabad District and at Mahudha in the Kaira District and to the abolition of the Khed (Town) municipality in the Poona District. Of these 33 are classed as city municipalities. The two municipalities of Ahmedabad and Surat continued under supersession. In Sind ten municipalities were reconstituted during the year on a four-fifths elective basis and given the right to elect their own Presidents. Fourteen municipalities are composed entirely of nominated members.

#### BOMBAY MUNICIPALITY

The aggregate ordinary income of the municipalities excluding items under the head "Extraordinary and Debt" rose from 176 lakhs to nearly 180½ lakhs. Those in the Northern, Southern and Bombay Suburban Divisions showed increases in income while municipalities in Central Division and Sind showed decreases amounting to over half a lakh and nearly two lakhs respectively. The incidence of taxation was highest at Karachi (Rs. 12-13-1) and lowest at Betawad (Re. 0-6-8). The aggregate expenditure including items under the head "Extraordinary and Debt" amounted to 239½ lakhs, an increase of 8½ lakhs over the previous year, the extra expenditure being in most cases incurred upon public health and public instruction. The various municipalities now have loan debts amounting to 66 lakhs, 11 lakhs having been paid off during the year.

#### BOMBAY MUNICIPALITY

The Bombay City Municipality has an income considerably larger than all the 156 municipalities in the rest of the Presidency and Sind combined. During the year 1922-23 its income amounted to 267 lakhs, an increase of 36 lakhs over the previous year. General Tax (20 lakhs), Cotton Import Duty (1½ lakhs), Water Tax (12 lakhs), Wheel Tax and Government contribution in lieu of Tolls (4½ lakhs), Halalkhor Tax (2½ lakhs), Fire Tax (1½ lakhs) and Market Receipts (1½ lakhs) showed the principal increases, chiefly owing to enhanced taxation. The incidence of taxation was Rs. 20-2-4 as against Rs. 16-15-3 in the previous year. One hundred and forty lakhs were spent on loan works executed out of loan funds, Rs. 50 lakhs being taken up by the Corporation out of the loan of Rs. 1½ crores from Government at 6½ per cent. (tax free) with option to the Corporation to repay the loan after 15 years. The capital liabilities of the Corporation increased to 1,113 lakhs. Against this debt, the total sinking fund invested is 268 lakhs, leaving a net liability of 844 lakhs. The revenue and capital assets of the Municipality amounted to 1,799 lakhs and the liabilities to 1,330 lakhs, a surplus of 469 lakhs.

Buildings were under construction on all the reconstituted plots in the scheme for widening Churchgate Street while in the Dalal Street scheme the buildings were either demolished or set



back and properties in the Hornby Road to Ballard Pier scheme notified for acquisition. For want of funds the work of improvement of private streets had to be held over. Satisfactory progress was made with the work of opening up and developing the Mahim area and providing through communication.

The rainfall at Lakes Tansa, Vihar, Tulsi and Pawai, from which the city derives its water supply, was well above the average and all the lakes except Vihar overflowed. Preliminary and final surveys were made between Pawai and Ghatkoper for determining the alignment of the proposed 60-in. steel main and for demarcating the land to be acquired. Satisfactory progress was also made during the year with the Tansa Completion works.

The Fire Brigade was called out 574 times, 135 of which were false alarms. The estimated loss of property by fire was 22½ lakhs, ten fires alone accounting for 17½ lakhs.

The total number of deaths during the year fell from 53,609 to 37,297, giving a death-rate of 31·06 per 1,000, the lowest on record since 1895 with the exception of 1915. The birth-rate was 17·03 and the number of births 20,452. The rate of infant mortality was 403 per 1,000, the average for 10 years being 480. Measures for the prevention of infant mortality were continued during the year.

Markets and Slaughter Houses brought in a revenue of 10½ lakhs. Unwholesome food was destroyed to the amount of over 123 tons.

During the year the Corporation accorded their sanction to the Schools Committee's proposals for the introduction of free and compulsory education. There were over 36,000 pupils in the 334 schools, an increase of more than 1,000 over the previous year. Thirty-five new schools were opened and two aided schools were taken over, one of them being amalgamated with a Municipal school. Nearly 22½ lakhs of rupees were spent on education at an average cost per pupil of Rs. 60.

#### LOCAL BOARD ADMINISTRATION

Every local board is presided over by a president, either an official or a non-official, who is a member of the local board and is appointed by Government. In addition, a vice-president is

## LOCAL BOARD ADMINISTRATION

usually elected by the Board from among its members. Such an appointment is obligatory under the Act if the president is a salaried servant of Government. The funds at the disposal of the boards consist chiefly of the one anna cess on Land Revenue, but there are other revenues, such as the proceeds of ferries, tolls on local fund roads, quarrying fees, etc. In addition to these, considerable extra grants are made by Government for education, roads and bridges, the improvement of communications, water-supply and village sanitation, and the proper equipment and maintenance of dispensaries.

In 1921-22 Government's contribution to the expenditure of local boards under the more important heads of Education, Medical and Civil Works compared with the total expenditure under the respective heads was as shown below :—

		Government contribution.	Total expenditure.
		Rs.	Rs.
Education	.. ..	76,45,892	83,70,200
Medical	.. ..	1,10,703	9,78,823
Civil Works	.. ..	23,00,778	43,45,533

The greater part of the revenue is usually spent by the District Board on works of general utility to the whole district, but each taluka board has funds at its disposal to enable it to carry out and maintain works of purely local utility for which it is primarily responsible. At least one-third of the net revenue from the one-anna cess must be spent on education.

There were 27 District Boards and 222 Taluka Local Boards working during the year 1922-23, an increase of 3 over that of the previous year. Twenty-six District Boards and 130 Taluka Boards had non-official Presidents, showing an increase of 4 and 32 respectively. The total membership was 3,046 of whom 1,990 were elected. The average percentage of members present at each meeting of the Taluka and District Local Boards were, respectively 59·8 and 67 in the Northern Division, 57·19 and 66·78 in the Central Division, 59·67 and 77·9 in the Southern Division, 50·08 and 64·99 in Sind and 65 and 100 in the Bombay Suburban Division.

The aggregate income of the Boards fell from 155 lakhs to 149 lakhs. The incidence of taxation was the highest in Broach

(Re. 1-0-5) and the lowest in Ratnagiri (Re. 0-0-10). Expenditure decreased by 2½ lakhs to 148½ lakhs, Education (89½ lakhs), Medical Relief (9¼ lakhs) and Public Works (33 lakhs) being the principal items of expenditure.

An important step in the direction of giving to Local Boards greater independence and more extensive functions and responsibility was taken during the year under review when the Local Boards Bill was passed by the Legislative Council and came into force on 17th March. The New Act gives to Local Boards extensive powers of taxation and their resources are also increased by a cess on water rates levied upon irrigation land.

In order that minorities shall be represented Government reserves the power to nominate members to a Board to the extent of not more than one-fourth of the total number of members. That is to say, at least three-fourths of the members are elected.

The qualifications for electors are laid down in such a way that all tax-payers are represented on the Local Boards.

As the Mohammedan population in rural areas is small and scattered, separate Mohammedan constituencies have been created to secure adequate representation for their interests.

Women can now be elected to membership of Local Boards.

All Presidents and Vice-Presidents are to be elected by the Local Boards, and every Local Board is to have a Vice-President. Officials cannot be elected to these offices.

The duties of Local Boards include:—

- (a) Construction, maintenance and repair of roads, etc.
- (b) Construction, repair and maintenance of hospitals, dispensaries, markets, dharamshallas and other public buildings.
- (c) Construction and maintenance of public tanks, wells, and water works, etc.
- (d) Registration of births and deaths. (This has been made a compulsory duty as it is necessary for the Public Health authorities to have accurate statistics.)

#### BOMBAY IMPROVEMENT TRUST

Local Boards may also engage in the following activities :—

(1) Establishment and maintenance of model farms and advancement and improvement of agriculture and local industries.

(2) Establishment and maintenance of relief and local relief works in times of famine or scarcity.

(3) Any other Local works or measures likely to promote the health, safety, comfort, or convenience of the public.

#### BOMBAY IMPROVEMENT TRUST

There were on an average two full-time Land Acquisition Officers, engaged in the acquisition of land for all the public bodies in the Bombay City. Awards amounting to Rs. 64·05 lakhs were made for land aggregating 10·23 lakhs square yards, an average rate of Rs. 6·33 per square yard as against Rs. 4·84 in the previous year.

Expenditure on Capital works amounted to Rs. 83·4 lakhs as against Rs. 87·9 lakhs in the previous year. Progress was made in the Dadar-Matunga, Sion-Matunga, Sewri-Wadala, Worli, Dharavi, Naigaum and Parel Schemes.

Substantial progress was made in the construction of chawls at Foras Road, Mazgaon, Agripada and the Kohinoor Mills at Naigaum and the Foras Road chawls containing in all 1,504 rooms with a Superintendent's Office and living accommodation was completed. Six chawls at Mazgaon containing 480 tenements were completed and leased to monthly tenants and five more chawls were practically completed at the end of the year, leaving 3 chawls to be completed. The combined chawl containing 234 tenements and weaving sheds for 54 looms at East Agripada was well under way. The 72 two-room tenements and 36 three-room tenements at Matunga were occupied in the autumn of 1922. The chawls under construction for the Kohinoor Mills containing 618 single room tenements and 183 double room tenements were practically complete.

The area of developed land permanently leased decreased from 23·87 lakhs square yards to 23·70 lakhs square yards and the rental increased from Rs. 24·9 lakhs to Rs. 25·3 lakhs. The area of unleased developed land at the close of the year was 2·60 lakhs square yards as against 2·06 lakhs square yards at the close of

the previous year. The area of undeveloped land rose from 77·28 lakhs of square yards to 85·41 lakhs square yards.

The excess of tenements demolished over new tenements provided now stands at 528 only.

The average population of the Board's chawls (excluding Foras Road and Mazgaon chawls) and semi-permanent camps was 21,962. It is satisfactory to note that the death rate fell from 11·92 to 10·61 (the average death rate of the City fell from 45·58 to 31·06). The total annual rental of the 5,475 rooms in the Trust chawls rose from Rs. 3·26 lakhs to Rs. 3·75 lakhs, the revenue actually collected being Rs. 3·76 lakhs or 97·82 per cent. of the total demand including certain arrears of the previous years. The net annual return works out to 3·65 per cent. on the outlay. The Board have to pay interest and sinking fund charges at 4·61 per cent. per annum for pre-war chawls and at 6·35 per cent. on the new chawls recently erected. The average loss borne by the Trust therefore comes to Rs. 13·15 per annum per room.

Thirty-eight plots were disposed of against 45 in the previous year, and their total area and their capital value were 1·03 lakhs of square yards and Rs. 19·09 lakhs respectively as against 5·84 lakhs of square yards and Rs. 81·5 lakhs respectively for the previous year. Collection of ground rents amounted to Rs. 20·58 lakhs, and the rents realised from buildings acquired but not yet demolished, and from other temporary rents totalled Rs. 19·15 lakhs.

The capital account stood as follows:—Opening balance Rs. 112·3 lakhs, Loan receipts Rs. 172 lakhs, Sale proceeds Rs. 38·1 lakhs, the expenditure Rs. 172·4 lakhs including the deficit of Rs. 7·1 lakhs under general account (against Rs. 204·8 lakhs in the previous year); closing balance Rs. 150 lakhs.

As on 31st March 1923, the total borrowings of the Trust stood at Rs. 1,265 lakhs (Rs. 1,130 lakhs in India and £8,99,600 in England) involving payments of interest and Sinking Fund charges amounting to about Rs. 75 lakhs per annum.

On a reference from the Government of Bombay, the Board decided to participate in the British Empire Exhibition and voted a sum of Rs. 10,000 in connection therewith.

#### BOMBAY PORT TRUST

A competition was organised for different designs for facades of buildings in Indian style. The designs were required to be in the form of elevations rendered in colour, so as to be intelligible not only to professional Architects, but also to the ordinary man in the street. There was an excellent response to the competition and cash prizes of varying amounts were awarded to the successful competitors. The designs were on exhibition for more than a week in February 1923 at the Civics Exhibition in the Royal Institute of Science and were inspected by large numbers of the public.

#### BOMBAY PORT TRUST

Receipts under all heads amounted to over Rs. 259½ lakhs, the result of the year being a net surplus of over Rs. 2½ lakhs available for transfer to the Revenue Reserve Fund, which amounts to nearly Rs. 61 lakhs.

The Revenue was the highest in the annals of the Trust. The receipts from ground and shed rents at the docks amounted to nearly Rs. 15 lakhs against Rs. 23½ lakhs during the previous year and Rs. 60 lakhs in 1920-21. The decrease was due to quicker clearance of cargoes from the docks and is an indication of the return of pre-war conditions in the import trade of Bombay. The rebate of 25 per cent. allowed to Government on the principal sources of revenue derived from Military traffic at the docks was discontinued from 1st October 1922, and the rebate allowed during April to September 1922 amounted to over half a lakh, making a total rebate of Rs. 31½ lakhs, from 1st October 1917.

Cargoes dealt with at the docks and bunders during the year had a tonnage of 6,835,000 tons against 6,725,000 tons in the previous year; imports and exports were nearly equal the latter having an advantage of 163,000 tons.

The average daily number of dock labourers engaged was 3,914 against 4,906 in 1921-22.

Two hundred and twenty-three vessels occupied the dry docks or 35 less than in the preceding year. The total tonnage however decreased to 738,588 tons, being 88,060 tons less than the tonnage of the preceding year.

The Ballard Pier berth was used by 215 vessels against 311 during the previous year. A regular service of postal and passenger trains to and from the station in connection with the incoming and outgoing mail and passenger steamers was maintained and 275 trains were run during the year, as against 306 in the preceding year. Temporary accommodation provided at the station for the convenience of the ocean-going passengers was made use of by 3,304 adults and 450 children.

In view of the need for increased accommodation for passenger vessels and transports, the Trustees converted one of the oil berths at the Alexandra Dock Harbour Wall for the embarkation and disembarkation of passengers and troops.

There was a general decrease of traffic at the bunders, the tonnage dealt with having fallen from 2,198,000 tons during 1921-22 to 1,938,000 tons during 1922-23. The decrease was specially noticeable in timber and building materials. On the land estates also, there was practically no demand for new leases owing to the financial stringency caused by general depression in trade.

The Port Trust Railway revenue amounted to Rs. 23·28 lakhs during the year as compared with Rs. 26·92 lakhs for the previous year.

Expenditure on capital works during the year aggregated Rs. 1 crore 64 lakhs, of which nearly Rs. 46½ lakhs was expended on new dredging plant, Rs. 42 lakhs on the new cotton depôt at Mazagaon, Rs. 17½ lakhs on the construction of the oil pier at Trombay with pipe line communication to Sewri, Rs. 11 lakhs on new rolling stock for the Port Trust Railway, Rs. 8½ lakhs on the plant, filling, etc., for the reclamations at Mazagaon, Sewri and Wadala and nearly Rs. 4½ lakhs on quarters for the superior and inferior staff. A loan of £1,600,000 (Rs. 2 crores 40 lakhs) was raised in England to meet capital expenditure.

The outstanding event of the year was the inauguration of the new Cotton Depôt by His Excellency the Governor of Bombay on the 13th March 1923.

#### KARACHI PORT TRUST

The revenue amounted to Rs. 57½ lakhs and the expenditure to Rs. 58 lakhs. The actual deficit was Rs. 67,318 only, against the estimated deficit of over 6½ lakhs.

## KARACHI PORT TRUST

865 steamers of all kinds entered the Port with a tonnage of 2,097,518 against 906 and 2,226,953 respectively in the previous year. Of the above 760 steamers were of British Nationality.

Of 105 Foreign steamers, 9 were American, 4 Danish, 18 Dutch, 1 Finnish, 26 German, 3 Greek, 21 Italian, 3 Japanese, 10 Norwegian, 7 Swedish, 1 Portuguese and 2 Jugo-Slavian.

The imports landed at the ship wharves during the year totalled 692,140 against 1,113,571 tons during the previous year. The decrease was due to a falling off in wheat, sugar, rice and coal.

Total shipments from the ship wharves for the year were 800,685 tons against 434,277 tons, the previous year. The increase is due to the revival of wheat shipments of which 272,786 tons were shipped against 78,371 tons in the previous year. There was also an increase in the shipments of seeds and cotton. The largest cargo shipped by any one vessel was 10,019 tons in the S.S. "*Anglo-Egyptian*".

Twelve pilgrim steamers left Karachi with 4,084 pilgrims for Jeddah, and 8 returned with 5,879 pilgrims during the year.

The sanction of Government having been received, a Sterling Loan of Rs. 50 lakhs was raised in England during the year and work on the construction of three berths on the west side of the harbour commenced. A sum of nearly Rs. 6½ lakhs was spent during the year on Railway sidings, water main, metalled roads, offices and construction plants. The total cost of the West Wharf Scheme up to 31st March 1923 was Rs. 55½ lakhs.

The new 30-Ton Floating Crane which cost over 7½ lakhs started work in November.

It has been decided to deepen the main channel from 25 feet to 27 feet and for this purpose, the Suction Dredger "*Graham Lynn*," which was laid up last year, was again put into commission. The depths at the ship wharves and moorings are also being attended to, and of the latter three have been dredged to 32 feet for the accommodation of vessels which may be unable to load fully at the ship wharves.

## ADEN PORT TRUST

Receipts were Rs. 42,594 more than in the previous year. The closing balance was Rs. 12,48,115 as against an opening balance of Rs. 11,60,235.



The number of vessels, including country crafts and excluding Government vessels, that entered the harbour during the year was 2,228 with an aggregate tonnage of 3,511,212 as against 2,038 with an aggregate tonnage of 2,984,404 in the previous year. Twenty-eight pilgrim ships entered the harbour on their way to and from the Haj as against 23 in 1921-22.

### WORKING OF THE RENT ACTS

**Bombay.**—The work of original enquiry held by the Deputy Rent Controller continued to be heavy throughout the year. Both landlords and tenants often requisitioned the help and advice of Lawyers and Civil Engineers which contributed to prolong many of the enquiries.

Eighty-two objections under section 6 of the Bombay Act VII of 1918 were received against 70, the previous year. With 12 objections which remained undisposed of during the previous year the total number of objections was 94, of which 77 were determined by the Rent Committee, 6 were referred back to the Deputy Rent Controller and the remaining 11 were pending at the close of the year.

In all 21 meetings of the Rent Committee were held during the year.

As during the previous year prosecutions were instituted against the landlords or their agents who attempted to evade the orders passed by the Deputy Rent Controller by receiving rent in excess of the standard rent fixed in respect of "Small Premises". The total number of prosecutions instituted was 148 including 26 cases pending in the previous year resulting in 119 convictions and fines amounting in the aggregate to Rs. 3,261.

Out of the remaining 29 cases, 5 cases were withdrawn. In two cases the accused were acquitted, in 4 cases the accused were warned and discharged and 18 cases were pending at the close of the year.

**Poona.**—Fifty-three suits under the Rent Act, including 26 pending from the previous year, came before the First Class Sub-Judge, Poona, during the year and 39 were disposed of, 24 in favour of the landlords, 2 in favour of the tenants, 2 compromised, 4 withdrawn and 5 dismissed for plaintiffs' default.

## WORKING OF THE RENT ACTS

**Thana.**—The Acts were extended only to North Salsette Mahal. Fifty-seven new cases were received during the year and 5 were pending from the last year. Out of these 62 cases 58 were decided. The relief provided by the Act is being better understood by the poorer classes most of whom are low-paid Government servants.

**Bombay Suburban District.**—Rents of small premises were fixed on 137 applications, several covering large chawls, and certificates were issued in the case of 21 large premises. The extension of the period during which the Rent Act is to be in force was immediately followed by a very large crop of applications. Owners and tenants had been expecting the act to be removed and were watching events. The work was thus particularly heavy in the latter half of the year, as, on the period being extended, landlords then saw that the only way of recovering arrears would be by proceeding against sitting tenants in the Civil Courts.

**Karachi.**—The cases of 2,611 tenements comprising about 622 buildings were dealt with by the Rent Controller and standard rents fixed.

In all 85 appeals against the Controller's decisions were preferred before the Rent Committee during the year of report, out of which the Controller's decisions were upheld in 33 cases and slightly modified in 52 cases.

As far as possible care is taken that tenants do not take undue advantage of the Rent Act. Complaints of landlords for non-payment of rent by tenants continued to be investigated by the Rent Controller and amicable settlements were brought about in several cases.

**Aden.**—The Bombay (War Restrictions) Acts have been in force in Aden from the date of passing by the Legislature, but a Rent Controller was for the first time appointed during the year.

During the nine months from June to March the Rent Controller dealt with 2,237 applications and fixed the standard rent of 1,925 small premises.

One hundred and one suits were filed before the Court for ejectment.

## CHAPTER X

### COLLECTION OF REVENUE AND FINANCIAL REVIEW

**T**HE Revenue Administration of the Presidency of Bombay is carried on by the following officers acting under Government :—

Four Commissioners, 26 Collectors, 1 Deputy Commissioner and a number of Assistant Collectors. All these officers with the exception of two, who belong to the Bombay (Provincial) Civil Service, are members of the Covenanted Civil Service. In addition to the officers mentioned above, there are 90 Deputy Collectors. They are divided into three grades and are generally in charge of district treasuries or of divisions of districts.

A Collectorate generally contains ten talukas, each of which comprises about one hundred Government villages, that is, villages that are not alienated and the total revenues of which belong to the State. Each village has its regular complement of officers, a large number of whom are hereditary. The officers on whose services Government is mainly dependent are the patil, who is the head of the village for both revenue and police purposes; the talati or kulkarni, who is the clerk and accountant; the mahar who is a kind of beadle; and the watchman. The patil and kulkarni either hold a certain quantity of rent-free land or are remunerated by a cash payment equivalent to a certain percentage on the collections. The mahar and watchman, in common with other village servants, also hold land on more or less favourable terms as regards assessment, and receive in addition grain and other payments in kind from the villagers. The remaining servants are the carpenter, blacksmith, potter, barber, and others whose services are necessary to the community. A village is for Government or social purposes complete in itself, so its revenue accounts are simple but complete. They are based on the Record of Rights. Every plot of land held by an occupant is separately measured, assessed and entered in the Record in the name of the person or persons in actual

possession of it. The land revenue demand is based on this Record which is thus both a Record of Rights as well as of liability.

Over each taluka of a collectorate there is an officer termed MAMLATDAR (or Mukhtiarkar in Sind). This officer is responsible for the treasury business of his taluka. He has to see that the instalments are punctually paid by the several villages, that the village accounts are duly kept, that the occupants get their payments duly receipted, that the boundary marks are kept in proper repair; in fact, to see that the village officers do their work properly. He is also a Magistrate.

AN ASSISTANT OR DEPUTY COLLECTOR is placed in revenue charge of, on an average, three talukas.

THE COLLECTOR AND DISTRICT MAGISTRATE is placed over the whole district. Besides superintending the realisation of the land revenue the duties of administering the excise and other special taxes and of supervising the stamp revenue devolve in each district upon the Collector as executive head of the district.

THE REVENUE COMMISSIONERS, of whom there are three for the Presidency proper and one in Sind, exercise a general superintendence and control over the revenue administration of the Presidency.

An important feature of the Revenue Administration is the steady rise in the revenue for non-agricultural use of lands. With the growth of trade and business and the expansion of towns more and more land is being diverted to non-agricultural purposes and the enhanced assessment realised on this account forms a not inconsiderable portion of the Revenue of the land.

#### THE BUDGET FOR 1922-23

The chief features of financial administration during the year under review were the passing of the Indian Stamp (Bombay Amendment) Act and the Court Fees (Bombay Amendment) Act by the Legislature. These Acts came into effect from 1st April 1922. It was estimated in April 1922 that by the operation of the Acts stamp revenue would be increased by Rs. 80 lakhs. There followed, however, general depression in trade which

affected especially Bombay City and there was stagnation in commerce. This affected the stamp revenue severely and in spite of the revision in stamp taxation, there was a fall of about Rs. 53 lakhs in stamp revenue.

To meet the wishes of the Legislative Council in effecting retrenchment Government cut down the budget estimates by Rs. 60 lakhs. Over and above this retrenchment of Rs. 60 lakhs, Government reduced expenditure by a further sum of Rs. 38 lakhs, *i.e.*, the total retrenchment amounted to about a crore of rupees. In reviewing the sphere of retrenchment before the Legislative Council in February 1923, the Honourable Mr. Lawrence pointed out:—

“Establishments have been reduced in various Departments. Formerly the State used to employ large numbers of men who cannot unfairly be described as part-time officials. Village accountants, for instance, lived in their own villages, cultivated their piece of ground, and kept the village accounts, so to speak, in their spare time. School-masters did much the same. The country policemen often led a leisurely existence, and enjoyed much hospitality from the villages which they visited. The sterner needs of modern life have changed all this; whether for better or for worse. Every official is now required to pass severe tests, and to give his whole time and energy to the State; and in return he naturally demands a higher rate of remuneration. The policy of retrenchment has led to a close scrutiny of the day's work of many thousands of these public servants, and it has been found possible to dispense with certain superfluous functions and duties, and, on the other hand, to widen the sphere of jurisdiction in many cases and thus to secure very valuable economies. It is impossible yet to judge whether the novel adjustments of machinery will prove effective for the purposes of the State. These will require constant supervision and vigilance in order that tyranny and corruption do not invade public business and add to the hardships of the poor.”

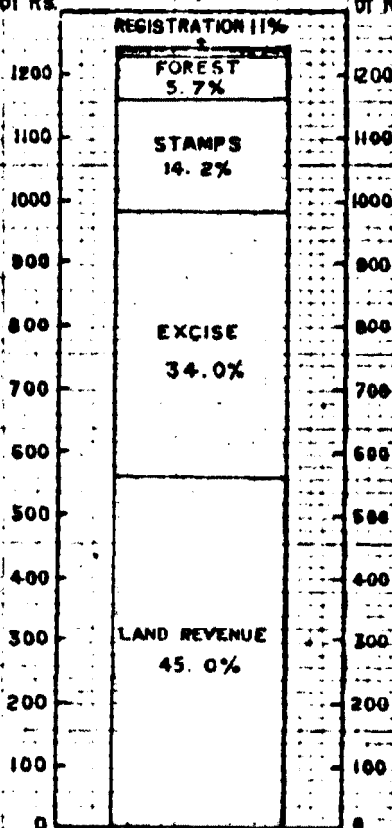
Under the existing rules the Local Government cannot raise stamp duty on certain documents, *e.g.*, Acknowledgment, Cheque, Receipts, Letters of Credit, Promissory Notes, Letters of allotment of shares. Correspondence has passed between the

# DISTRIBUTION OF PRINCIPAL HEADS OF REVENUE

FOR THE YEAR 1922 — 23

Lakhs  
of Rs.

Lakhs  
of Rs.



COLLECTION OF REVENUE AND FINANCIAL REVIEW

Government of Bombay and the Government of India and the question of modifying the existing orders is being considered.

In his Budget speech in the Legislative Council on 19th February 1923, the Honourable Mr. Lawrence dealt with the question of the Meston Settlement.

"Last year," he said, "I put before this House a statement of the financial relations with the Government of India established in accordance with the proposals of the Committee known as the Meston Committee, and this House has a right to be informed of the progress of the discussions which have taken place during this current year regarding our claim to a revision of that Settlement and to a share of the income tax. I should like to recall to the memory of the House the main features of the position in a very few words.

"Nearly every province in India is dissatisfied with its share of revenue but on very different grounds: the industrial provinces of Bombay and Bengal because they collect respectively income tax exceeding 8 and 7 crores, practically the whole of which is appropriated by the Central Government, while the main agricultural provinces, Madras, United Provinces and the Punjab, collect little more than 3 crores of income tax between them. On the other hand, these provinces, Madras, United Provinces and the Punjab, from their own revenues contribute to the Central Government sums of  $3\frac{1}{2}$ ,  $2\frac{1}{2}$  and  $1\frac{3}{4}$  crores, while Bombay and Bengal contribute half a crore only; and in fact the Bengal contribution has been temporarily suspended. It will be observed that the complaint of the agricultural provinces is based on an exclusion from the discussion of the income tax. If we take into account both the income tax and other revenues, then the total provincial contributions work out as follows:—

Bombay	..	..	9	Crores.
Bengal	..	..	7½	"
Madras	..	..	6	"
United Provinces	..	..	4	"
Punjab	..	..	2½	"

Or, if we take the percentages of the total revenues collected within these provinces, as shown in the Budgets of 1922-23,

then the percentage payments of each province are as follows :—

Bombay	..	..	39
Bengal	..	..	41
Madras	..	..	31
United Provinces	..	..	26
Punjab	..	..	24

“ The Meston Committee Report is an intricate document which few people have the leisure to study. I will try to explain in a few words the principal features that now concern us.

“ The Meston Committee redistributed the whole taxation resources of the Government of India and the provinces, allotting separate resources to the Government of India and to the provinces. After calculating the average revenue of the provinces, they found that this re-distribution caused the Government of India to surrender to the provinces revenues in excess of the previous standard to the following amounts :—

			Crores.	
Madras	..	..	5½	} In round figures.
United Provinces	..	..	4	
Punjab	..	..	3	
Bombay	..	..	1	
Bengal	..	..	1	

“ They considered that the Government of India could not afford to surrender the whole of these sums at once, and they decided that of the sums above mentioned, 3½, 2½ and 1½ crores in the case of Madras, United Provinces and the Punjab, and ½ crore in the case of Bombay and Bengal should be temporarily demanded from those provinces.

“ The agricultural provinces are not content with immediate increases of their resources by the difference, viz. :—

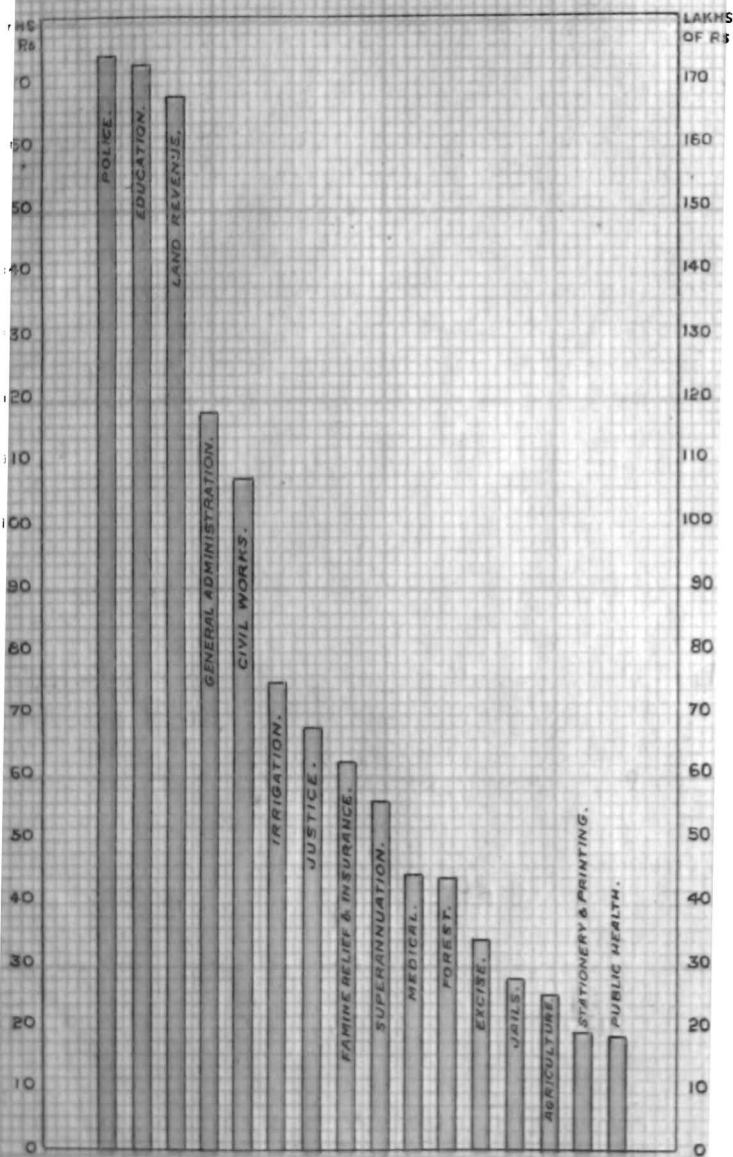
			Crores.
Madras	..	..	2½
United Provinces	..	..	1½
Punjab	..	..	1½

and they demand immediate possession of the total increases proposed.

“ Our efforts to bring home to the Government of India and the Secretary of State the inequitable character of the treatment



ISTRIBUTION OF PRINCIPAL HEADS OF EXPENDITURE,  
MET FROM REVENUE,  
FOR THE YEAR 1922-23.



Govt. Publications Office, Bombay, 1924.

## LOAN ACCOUNTS

which they have accorded to us have failed : they have refused to contemplate a revision of the Meston Settlement. We have accepted the situation with loyal resignation, but not without a protest."

## LOAN ACCOUNTS

The total advance drawn from the Government of India during the year 1922-23 for Development and other general purposes was Rs. 7,70 lakhs. Out of this amount Rs. 6,25 lakhs were for Development purposes and the rest for general purposes. Out of the 6,25 lakhs, 2,85 lakhs were utilised by the Development proper, 1,72 lakhs were advanced to the Bombay Improvement Trust and 1,68 lakhs to the Bombay Municipality. The advances carried interest at  $6\frac{1}{2}$  per cent. The Honourable Mr. Lawrence summarised before the Legislative Council, in February 1923, the working of the Development Department as follows :—

"In regard to the Development Department, which is directly in the care of Government, much detailed information is placed before the House in the notes in the blue books of last year and of this. The net results may be summarised as follows :—

"The total expenditure on the Reclamation of the Back Bay and East Colaba is estimated at  $8\frac{1}{2}$  crores, and will be completed in 1930-31. Large returns may be expected from 1927 onwards. In that year  $2\frac{1}{2}$  crores are expected from the exchange of military lands. By 1930-31 the returns will amount to four crores, and by 1935 the whole expenditure will have been recouped ; and we shall have still in hand for future disposal as net profit an area of some 6 lakhs of square yards : the value of which may be estimated at several crores.

"This relates to Back Bay and East Colaba alone. For the Housing Scheme the expenditure is estimated at 9 crores up to 1928-29. It is hoped that the rent of the tenements will meet the cost of construction and maintenance of these houses, and any temporary losses will be met from the cotton cess.

"The development of the suburbs will require an expenditure estimated roughly at 12 crores over a period of 15 years and can be regulated according to the financial success of the schemes.

"As each programme progresses, the expenditure will be gradually recouped, and the total debt outstanding at any moment will not approach this figure of 12 crores.

"If, now, we total these figures together, we see that the responsibility which this Government with the assistance of this Council have assumed or are being invited to assume is considerable. In the widest terms, it is divided into two equal parts, for Agriculture and for Industry :—

Irrigation.	..	..	30 crores.
Present Deccan	..	7.5	
Present Sind	..	3.5	
Future Deccan	..	2.5	
Future Sind	..	16.5	
		<hr/>	
	Total	..	30
Housing and Development of			
Bombay City	..	..	30 crores.
Back Bay	..	8.5	
Housing	..	9	
Suburbs	..	12	
		<hr/>	
	Total	..	29.5

"We have every confidence that these vast schemes will be brought to a satisfactory conclusion in the next 15 years, and will create a standard of prosperity for large sections of our people up-country and in this city, far in advance of anything that has yet been known. No human enterprises are free from risks, but this House may take encouragement from the conviction that these enterprises have been set on foot with anxious care and foresight and with the single-minded purpose of furthering the health and prosperity of the people of this Presidency."

The principal items of Revenue and Expenditure for 1922-23 were as follow :—

(In thousands of rupees.)

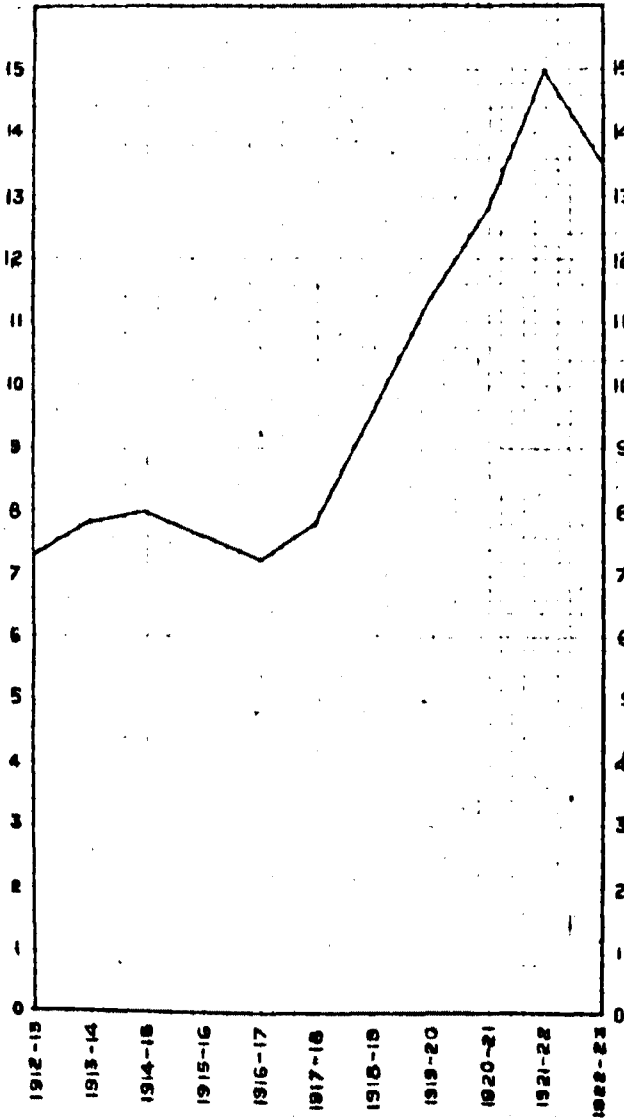
		Revenue.	Expenditure.
Land Revenue	.. ..	5,58,71	1,67,49
Excise	.. ..	4,22,79	32,76
Stamps	.. ..	1,76,62	3,59
Forest	.. ..	70,37	42,75

### TOTAL EXPENDITURE FROM REVENUE FOR THE

Crores  
of Rs.

YEARS 1912-13 TO 1922-23

Crores  
of Rs.



## LAND REVENUE

	Revenue.	Expenditure.
Registration .. .. .	13,02	7,41
Irrigation .. .. .	53,89	73,88
Interest .. .. .	80,07	1,01,55
Sinking Funds .. .. .	....	9,39
Administration of Justice ..	13,86	67,00
Jails and Convict Settlements ..	4,84	27,03
Police .. .. .	7,65	1,73,65
Education .. .. .	9,58	1,72,24
Medical .. .. .	4,51	43,45
Public Health .. .. .	4,76	17,57
Agriculture .. .. .	3,53	23,87
Industries .. .. .	43	2,91
Miscellaneous Departments ..	1,20	5,00
Civil Works .. .. .	16,36	1,06,26
Superannuation Allowances and Pensions .. .. .	14,77	55,12
Stationery and Printing .. .. .	2,87	18,00
Miscellaneous .. .. .	8,96	21,95
General Administration .. .. .	....	1,17,00
Ports and Pilotage .. .. .	....	1,75
Scientific Departments .. .. .	....	78
Famine Relief and Insurance ..	....	60,94

## LAND REVENUE

	Demand.	Collections.	Suspensions.	Remissions.
	Lakhs.	Lakhs.	Lakhs.	Lakhs.
Northern Division ..	142	122	1479	439
Central Division ..	220	150	64.53	5.49
Southern Division ..	113	93	19	1.18
Sind ..	121	118	1.64	3.81
Bombay Suburban Division ..	1.68	1.56	$\frac{1}{10}$	$\frac{1}{16}$

## PUBLIC WORKS REVENUE

The Public Works Revenue falls under three heads :—“ Imperial Military,” “ Central ” and “ Provincial.” The revenue under Provincial consists of rents of buildings, rents of electric and water supply and sanitary installations, Ferry receipts, Tolls on roads, sale of water, etc., and amounted to over Rs. 16 lakhs as against Rs. 19 lakhs derived the previous year.

The revenue under the other two heads amounted to over Rs. 91,000 as against Rs. 74,000 derived in 1921-22.

## CUSTOMS ADMINISTRATION

## PORT OF BOMBAY

The general rate of import duty during the year under review was 15 per cent. having been raised to that figure from 11 per cent. on 1st March 1922. The Indian Finance Act of 1923 left the general rate unchanged, but with effect from 1st March 1923 imposed a specific duty on saccharine other than saccharine tablets, formulated a new definition of machinery and its component parts which gives effect to the recommendations of the Machinery Committee, and raised the duty on salt and salted fish. The Act also reduced the export duty on raw hides and skins from 15 per cent. to an all-round rate of 5 per cent. *ad valorem*, thus abolishing the 10 per cent. preference previously accorded to hides and skins exported for tanning within the Empire.

The gross receipts of the Bombay Customs House amounted to Rs. 12 crores 44 lakhs during the year under report as against Rs. 9 crores 46 lakhs during the previous year. Receipts on account of duty showed large increases under Cotton Manufactures (66½ lakhs), all other articles not specified (63½ lakhs), metals (61½ lakhs), and Railway plant and Rolling Stock (23·60 lakhs). Machinery (14 lakhs) and articles imported by post (8½ lakhs) showed decreases.

The total expenditure during the year under report was Rs. 16½ lakhs as against Rs. 16½ lakhs in the previous year. The ratio of expenditure to net collections was 1·3 per cent. as compared with 1·8 per cent. in the previous year. The cost of the establishment, which includes the cost of the establishment of the Commissioner's office as well as the cost of establishments maintained at the expense of private firms in connection with their bonded warehouses, represented 1·1 per cent. of the net collections and increased from Rs. 13 lakhs to Rs. 13½ lakhs.

The total number of cases adjudicated under the Sea Customs Act was 2,370 as against 2,165 in the preceding year. Out of the total number 572 related to offences under the Merchandise Marks Act. Of the remaining 1,798 no penalty was imposed in 330 cases.

There were 44 cases of importation of prohibited goods through the Post. There were 84 cases of importation of obscene books, pictures, etc.; in two cases the books were allowed to be reshipped to senders and in the remaining cases the goods were confiscated and penalties levied. In three cases attempts to import Japanese tooth brushes through the post were detected, and the brushes confiscated. There were also twelve cases of importations of wireless apparatus by post. Three seizures of cocaine were made by the Preventive Department involving the capture of nearly 12 lbs. The Department also detected 9 cases of illicit importation of arms and ammunition and convictions were obtained in 8 cases. There were 14 cases of export or attempted export of feathers. The feathers were confiscated and the offenders penalized in all cases.

The fines and penalties imposed aggregated nearly 2 lakhs of rupees as against 1 lakh 17 thousand in the previous year.

During the year 19 applications were received from parties interested in trade marks requesting the Custom House to detain goods imported in imitation of marks to the exclusive use of which the applicants claimed a right. In respect of 15 cases no importations took place but in the remaining 4 cases, the detained goods were released at the request of the applicants, the matter having been settled amicably between the parties concerned. Besides these cases 3 cases of infringement of trade mark were detected by the Department and the parties whose trade marks were infringed were informed.

In 5 consignments of turpentine imported from England the drums were marked "Warranted Genuine English distilled spirit turpentine" whereas on test by the Chemical Analyser to Government the turpentine was found to be 75 per cent. reduced. The manufacturers' contention was that the marking only indicated the turpentine was distilled in England, but the Customs Department held that the word "Genuine" was undoubtedly misleading. The goods were therefore confiscated subject to redemption penalties. These penalties were paid and the consignments were cleared after the offending marking on the drums had been corrected.

There were 412 cases of false trade description as to the country of origin; in 14 of these cases goods made in one foreign country

bore descriptions suggestive of origin in another foreign country. The remaining 398 cases related to goods not manufactured in the United Kingdom or British India but bearing names of British Indian dealers or other descriptive terms suggestive of British or British Indian origin.

**Land Customs.**—The number of duty collecting stations on the Portuguese frontiers remained unchanged during the year.

The receipts at the Customs Houses were Rs. 9·82 lakhs during the year under report as against Rs. 6·14 lakhs during the previous year.

#### SIND

The total gross receipts rose from Rs. 349·35 lakhs to Rs. 368·89 lakhs showing an increase of Rs. 19·53 lakhs or nearly 6 per cent., due to the improvement in trade and enhanced rates of duty levied with effect from 1st March 1922. Collections on account of import duty amounted to Rs. 359·96 lakhs showing an increase of Rs. 22·90 lakhs as compared with 1921-22. Realizations in respect of cotton piece-goods, the principal item of import, which contributed 25 per cent. to the total import revenue, rose from Rs. 60·51 lakhs to Rs. 90·75 lakhs or by nearly 50 per cent. set off by a decrease under sugar to the extent of Rs. 75·48 lakhs. Though receipts under sugar contributed nearly the same amount as cotton piece-goods, *viz.* Rs. 90·54 lakhs, they were less than the previous year by 45 per cent., in spite of the enhanced rate of duty. No less than Rs. 32·39 lakhs were recovered as duty on liquors and Rs. 30·46 lakhs on tobacco as against Rs. 27·35 lakhs and Rs. 17·68 lakhs respectively in 1921-22. Increases were also recorded under Iron and Steel (+ Rs. 11·86 lakhs), Kerosene-oil (+ Rs. 6·26 lakhs), dried fruits (+ Rs. 1·80 lakhs), Woollen goods (+ Rs. 2·65 lakhs), chemicals, drugs and medicines (+ Rs. 2·53 lakhs) and paper and stationery (+ Rs. 1·93 lakhs). Receipts on account of export duty declined by Rs. 3·36 lakhs or 27 per cent. to Rs. 8·93 lakhs due to smaller recoveries under rice (— Rs. 1·95 lakhs) and hides and skins, raw (— Rs. 1·41 lakhs).

During the year under review there were altogether 477 consignments which infringed the requirements of the Indian



## CUSTOMS ADMINISTRATION

Merchandise Marks Act against 191 in the previous year. Cases of special interest were :—

The bottles in a consignment of rum from Germany were labelled "Very Old Jamaica Rum" and the goods were confiscated subject to a heavy redemption penalty after deleting the word "Jamaica" from the labels. The goods were not redeemed. Wine of German origin labelled with the English words "Fine Old Port Wine" and "Trade Mark" unaccompanied by an indication of origin was confiscated, subject to redemption on payment of a deterrent penalty. This consignment also has not been delivered.

A consignment of writing paper of German origin water-marked "Universal Bank" bore no indication of the country of origin. It was confiscated but eventually released on payment of a substantial redemption penalty.

Bicycles from Germany bore English words such as "Seagull Cycle" and "Continental Extra" unaccompanied by a definite indication of origin. Clearance was allowed on payment of a redemption penalty of approximately half the value of the consignment.

Brandy from Austria labelled "Cognac" was released on payment of a penalty and removal of the labels.

A consignment consisting of perfumery and soap imported from Germany bore English and French descriptions such as "Lavender water," "Parfum de fleurs," etc., without any indication of origin. Delivery was taken after payment of a penalty and correction of the objectionable marking. Perfumed spirits from Germany bearing English and French descriptions and in some cases the word "Paris" bore no indication of origin. The consignment was allowed clearance after payment of a penalty and correction of the offending labels.

Medicines from Germany labelled in a manner suggesting British origin were released on payment of a penalty and marking of indication of origin on the labels.

## SALT DEPARTMENT

There was an increase of over 27 lakhs in the revenue of the Salt Department of the Bombay Presidency during the year, the gross receipts being 146 lakhs. As, however, the total

expenditure including refunds amounted to nearly 65 lakhs, the net receipts, 81½ lakhs, were only 2½ lakhs more than the previous year. Over 30 lakhs were paid as refunds to traders in respect of indents which they had presented in 1920-21 but subsequently withdrew. Actually the expenditure excluding the refunds was 1½ lakhs less than the previous year owing to retrenchment effected in the Department. "Salt" is a Central subject and all receipts go to the Government of India.

The total issues of salt amounted to the huge quantity of nearly 124½ lakhs of maunds. Of this only 3 lakhs of maunds were imported, the remainder being sea salt, 95½ lakhs of maunds, and Baragra salt, 26 lakhs of maunds. The general sources of supply are:—

(1) Baragra or Rann salt made from brine wells on the edge of the Lesser Rann of Cutch in the salt works at Kharaghoda and Udu, six miles apart, and jointly named the Pritchard Salt Works. These are Government property and worked departmentally.

(2) Sea salt made within the Presidency. The factories at Dharasna and Chharwada on the south of the Gujarat Coast near Bulsar are both Government property and worked departmentally. The other salt works, with three exceptions, are grouped within a radius of 30 miles of Bombay City. Those which are Government property are leased to private individuals for working; the others are owned as well as worked privately.

(3) Imported salt, mostly from sea salt works in Goa territory.

There was a further increase of 12 in the number of pans worked at the Pritchard Salt Works, over and above the large increase of 62 pans recorded in the year 1921-22. Owing to favourable climatic conditions there was an improvement in the outturn of salt amounting to 4 lakhs of maunds, while the rise in the average storage per day and in the stock of Baragra salt at the close of the year (88·1 lakhs of maunds on June 30th, 1923, as against 62·1 lakhs on the same date in 1922) are both very satisfactory items in the year's working. There was some rise in the cost of storage due to the necessity of paying higher



Dadar Salt Works, as seen from Raoli Hill.

[To face Page 196

## SALT DEPARTMENT

wages in order to attract labour which was scarce, employing a large staff to store the larger quantity of salt manufactured, and the construction of two new heaps entirely by manual labour.

The average storage per day constituted a record, amounting to 85,000 maunds. The quantity of salt written off as lost and wasted when the closed stores were emptied amounted to 16,552 maunds.

The special measures for improving the conditions of the Agarias made good progress during the year under report. It is unfortunate that the attempt to form a co-operative society among them failed, but in their present condition of illiteracy and mutual distrust this result appears to have been inevitable. It has been decided to start a co-operative society among the Government servants at Kharaghoda during the monsoon of 1923 to serve as an example to the Agarias of the advantages of co-operation.

More than two-thirds of the sea salt sold was removed to places beyond the Presidency.

Foreign competition was responsible for a diminution in the removal of refined magnesium chloride, but there was a considerable increase in the production of refined salt, the quality of which appears to be quite equal to imported refined salt.

The enhanced duty did not come into force until March 1st, 1923, and its effect during the year under review was negligible as traders anticipating the increase had removed large quantities of salt in January and February.

The *per capita* consumption of Salt in the Presidency in 1922-23 was 14·28 lbs. in Gujarat and 13·47 in Konkan, Deccan and Southern Mahrattā country. These figures are not the figures of actual consumption per head of the population as there is no means of knowing the amount sold by retailers in any one particular year. The figure is arrived at by dividing the total quantity of salt issued and imported, less that sent outside the Presidency or used for industrial or Agricultural purposes, by the population as given at the last Census. The Salt issued in any one year is not necessarily sold to the consumer in that year.

## SIND

Nearly 265,000 maunds of salt were manufactured in Sind during the year, 242,000 being produced at the Maurypur Salt Works situate on the coast, 7 miles to the west of Karachi. The salt there is obtained from sub-soil brine collected in pits sunk on the foreshore. At Darwari in Thar Parkar District there is a deposit of practically pure salt but there was no excavation of this deposit during the year as the stocks in hand were sufficient to meet the year's demand. Salt produced here is the best in Sind and is probably not surpassed anywhere in India. Salt of little inferior quality to the Darwari salt is obtained from the deposit in Diplo, one of the Desert talukas of the Thar Parkar District, but owing to its remoteness this deposit serves only the immediate vicinity, that is villages within a radius of about 80 miles.

The salt depots at Karachi and Sukkur were closed at the beginning of 1923 and salt was issued to the public direct from the Maurypur Salt Works through the agency of transport contractors who used motor lorries.


The issues of salt during the year amounted to over 405,000 maunds, an increase of 4,700 maunds which can be attributed to the rush of indents for salt made in the months of January and February in anticipation of the enhancement of duty.

The actual consumption including Punjab salt which is consumed chiefly in the Sukkur and Upper Sind Frontier Districts amounted to over 438,000 maunds which works out at 11 lbs. *per capita*, but the same considerations with regard to the accuracy of this figure apply as in the case of the Presidency, to which reference is made above.

The net revenue amounted to nearly 3½ lakhs.

## ADEN

Receipts rose from Rs. 58,146 to Rs. 86,200 and expenditure from Rs. 2,630 to Rs. 2,674. The net revenue increased from Rs. 55,516 to Rs. 83,526. The total quantity removed from Arab Salt pans increased from 67,200 to 70,178 maunds. The quantity exported from Lalji's Salt Works rose from 53,997 to



Bhayandar Preventive Station. Unloading salt boats.

*(To face Page 198.)*

## EXCISE

71,604 tons and that from the Italian Salt Works from 100,762 to 125,903 tons.

## EXCISE

The year under review was one of the most important in the history of excise administration in this Presidency. A number of changes were introduced, the most far-reaching being the imposition of a direct check on consumption by the rationing of all country liquor shops on the basis of the consumption of the year 1920-21 which was taken as a normal year. The ration of each shop was the liquor issued to it during that year *minus* 10 per cent. in the case of Bombay City and five per cent. elsewhere. Shops were auctioned for the period 1st April 1922 to 31st December 1922 on this basis. They were again auctioned for a period of fifteen months from 1st January 1923 when a further reduction of ten per cent. in Bombay City and five per cent. elsewhere was made.

The strength of country spirit was reduced from 30 U.P. to 40 U.P. in the Presidency. Still-head duty was raised so as to be approximately the same for the weaker as it was in the previous year for the stronger spirit. A corresponding increase in still-head duty was also made in Sind.

Besides these important changes, several other measures were taken in pursuance of the settled policy of Government to discourage excess, minimize temptation and control the consumption of liquor among those habituated to it. The chief among these are—

(i) Reduction of the limit of transport, possession and sale of excisable articles.

(ii) Abolition of off sales at country spirit shops in certain municipal areas.

(iii) Closing of liquor shops in municipal areas on Mohurum and Holi holidays.

(iv) Prohibition of the sale of any excisable article to any member of a criminal tribe residing in a settlement.

(v) The total prohibition of the sale of charas in the Bombay Presidency.

(vi) Enhancement of the rate of duty on ganja and bhang and the issue rate of opium.

(vii) Further restriction of the opening and closing hours of shops for retail sale of opium and hemp drugs.

Sixty-eight liquor shops were closed in the Presidency proper, 19 on the recommendation of advisory committees and 49 on the recommendation of Collectors. Two new shops were opened. 28 liquor shops were closed in Sind.

In pursuance of the policy of obtaining the maximum of revenue from the minimum of consumption several measures were introduced, besides the enhancement of duty referred to above, which ensured that revenue legitimately belonging to the State did not go to swell unduly the profit of licensees. With this object the system of levying vend fees on importers and wholesale dealers of foreign liquor which led to loss of legitimate revenue was revised and a system of fees on removal from the customs or distillery was introduced.

Toddy shops were ordered to be disposed of by open auction as before and the same system was extended to tree-foot booths which used to compete unfairly with the shops, maximum selling prices in their case being abolished.

The results of all these measures are to be seen in the figures of consumption as well as revenue. As compared with the previous year the total consumption of country liquor in the Presidency proper went down by 309,000 gallons, *i.e.*, fifteen per cent. The decrease was most striking in the case of Bombay City and Thana District, being 111,000 and 77,000 gallons respectively. The following statement gives the comparative figures of *per capita* consumption in drams London Proof of country spirit during the last three years :—

	Bombay City.	District headquarters and towns with population of 10,000 or over.	Rural area.	Total Bombay Presidency.	Sind.
1920-21 .. ..	34·2	22·4	4·3	7·8	3·34
1921-22 .. ..	30	18·2	3·3	6·3	1·98
1922-23 .. ..	25·4	15·9	2·7	5·3	1·95

These figures indicate a very marked decline in the consumption of country spirit. There was on the other hand an increase





Kharaghoda Salt Works. Showing the labourers working at the open stores with bags ready for weighing.

*[To face Page 200.]*


of 28 per cent., to 127 lakhs of gallons in the consumption of toddy in the Presidency, the increase being shared by all districts except Kolaba, Nasik and East Khandesh.

There was a slight decrease in the consumption of foreign liquor in the Presidency as well as in Sind. There was an increase of 6,000 seers in the consumption of ganja and a decline of 2,600 seers (8·4 per cent.) in that of opium in the Presidency ; while charas, a noxious drug with a consumption of 8,500 seers, was wholly prohibited. In Sind the consumption of bhang increased by 12 per cent. and that of charas fell by 15 per cent., the consumption of opium being constant.

A striking feature of the consumption of country spirit is the fact that it fell considerably below the rationed figure. The ration for the Presidency proper was 2,380,000 gallons whereas the actual consumption was 1,791,000 gallons only. The Commissioner of Excise attributes this to the fact that the quantity of liquor available for consumption was strictly limited by the rationing orders and the prices charged were consequently very high. "There is no doubt that the prices charged by a large number of retailers were abnormally high even after allowing for the enhanced still-head duty," says the Government Resolution reviewing the Excise Report, "but the direct influence of rationing on the abnormal prices cannot be conclusively established since a substantial part of the ration was not consumed. If the decline in consumption can be attributed to the successive enhancements of still-head duty rendering country liquor a somewhat expensive luxury, it may be regarded as an index of the success of the policy hitherto followed by Government, provided the decreased consumption of country liquor is not accompanied by a larger consumption of more deleterious intoxicants or by an increase in illegal practices such as illicit distillation. The report shows that deleterious drugs have not taken the place of country liquor nor has it been replaced by the more expensive foreign liquor except to a small extent by the cheaper kinds of Indian-made brandies and whiskies. So far as toddy has been substituted for country liquor the change is for the better as toddy, when not stale, is an innocuous beverage in comparison with country liquor."

It is when the question of illicit practices is considered that a cause for anxiety arises. The figures show that abkari offences in the Presidency proper rose from 2,395 to 3,979, offences relating to liquor being 3,458 against 1,999 in the previous year. Cases of illicit importation, sale and distillation rose from 1,905 to 2,884, *i.e.*, by fifty-one per cent. The most striking increases took place in the districts of Kaira, Thana, Surat, Nasik and West Khandesh. In spite of the efforts of the excise department there is reason to believe that only a fraction of the illicit practices actually taking place came to light in districts like West Khandesh where a strengthening of the preventive staff seems to be required. In Sind the total number of abkari offences rose from 107 to 173, offences relating to liquor being 102 as compared with 33 in the previous year. "Government cannot contemplate with equanimity such a large increase in excise crime in the course of a single year," says the Resolution referred to above. "If the result of any measure is only to drive the people from licensed liquor to the more potent and injurious unlicensed liquor not only do the public revenues suffer without any corresponding moral or material benefit to the people, but there is a positive loss in the weakening of respect for law and order, increase of drunkenness and crime and consequent physical and moral deterioration. How far this increase in crime is the result of the policy of Government and in what respects that policy requires modification is a question which will receive the serious consideration of Government."

The total revenue for the year in the Presidency proper was 355 lakhs as compared with 303 lakhs in the previous year. Owing to the increase of still-head duty the revenue from this source rose by Rs. 4,29,000 in spite of the great decline in consumption. The revenue from toddy rose by Rs. 4,91,000. The total gross expenditure on the other hand fell from Rs. 21,47,000 to Rs. 20,23,000 and represented five per cent. of the gross revenue. In comparing the revenue of the year under report with that of the previous year 1921-22, allowance must be made for the fact that about 50 lakhs of the revenue of 1921-22 was credited to the accounts of 1920-21 as explained in the Resolution reviewing the last year's report. Taking that into consideration it will



Government Central Distillery, Nasik Road. The Engine Room.

*(To face Page 202.)*

### COTTON DUTIES ACT

be seen that the revenue has remained steady while the consumption has declined. In Sind the total revenue was Rs. 39,56,000 as compared with Rs. 35,44,000 in the previous year.

Owing to financial stringency and in order to secure the excise share of the reduction of Rs. 60 lakhs made by the Legislative Council in the budget, large retrenchments in expenditure were made and the establishment was curtailed including the post of one Deputy Commissioner, one Supervisor, 12 Assistant Inspectors, 22 Sub-Inspectors and 79 clerks. The separate distillery branch was abolished and its work redistributed among the Divisional Deputy Commissioners. The establishment of Daffedars and Sowars in Sind was re-organised with a view to greater efficiency as well as economy.

### COTTON DUTIES ACT

There was a decrease in the production of woven goods during the year under report. Over 318 million pounds were issued from the weaving mills against 326 million pounds in the year 1921-22, the fall in production being but slight.

Year.	Bombay.	Ahmedabad.	Other Districts.	Bombay Presidency.
	Lbs.	Lbs.	Lbs.	Lbs.
1921-22 .. ..	207,380,698	84,686,426	34,547,853	326,614,977
1922-23 .. ..	196,144,971	89,618,253	33,017,845	318,781,069
Increase .. ..	....	4,931,827	....	....
Decrease .. ..	11,235,727	....	1,530,008	7,833,908

The quantity of hosiery produced was 189,238 pounds as against 205,465 pounds in 1921-22.

The following table shows the production of yarn :—

Year.	Bombay.	Ahmedabad.	Other Districts.	Bombay Presidency.
1921-22 .. ..	348,694,631	85,598,250	58,341,523	492,634,404
1922-23 .. ..	348,099,104	90,082,875	59,169,825	497,351,804
Increase .. ..	....	4,464,625	828,302	4,717,400
Decrease .. ..	595,527	....	....	....

## BOMBAY, 1922-23

The percentage of fine yarn from 21 to 40 counts and upwards was 34·90 against 34·91 for the previous year. The increase in the production of yarn is chiefly due to heavier counts of yarn having been spun for utilization on a more extended scale by the mills themselves for the weaving of their own cloth and also for selling such yarn to the hand loom weavers.

The nett revenue amounted to Rs. 1 crore 58 lakhs, 35½ lakhs less than the previous year.

The number of mills working in the Bombay Presidency was as shown in the following table :—

Kind of Mill.	1921-22				1922-23			
	Bombay.	Ahmed- abad.	Other Districts.	Total.	Bombay.	Ahmed- abad.	Other Districts.	Total.
Spinning ..	17	16	5	38	14	11	5	30
Spinning and Weaving ..	61	39	14	114	62	40	14	116
Weaving ..	5	12	5	22	5	16	7	28
Hosiery ..	1	2	..	3	2	2	..	4
<b>Total ..</b>	<b>84</b>	<b>69</b>	<b>24</b>	<b>177</b>	<b>83</b>	<b>69</b>	<b>26</b>	<b>178</b>

The issue of cloth from the mills does not necessarily imply sales. The uncertainty of the cotton market which existed during the year 1921-22 also continued during the year 1922-23 and this accounted to some extent for the large production, the highest as compared with that of any of the previous years except the year 1921-22. The year on the whole was one of comparatively less prosperity to the weaving industry.

## STAMPS

The revenue realised from the sale of judicial and non-judicial Stamps in the year 1922-23 proved a serious disappointment. A considerable increase amounting to Rs. 40 lakhs was anticipated owing to the enhancement of duty which was raised on the average by 25 per cent. Actually the revenue rose by 11 lakhs only, and the increase of duty did little more than counterbalance the falling off due to slackness of trade and

## TAXES ON INCOME

general commercial depression. The actual receipts were approximately 160 lakhs of which 87 lakhs were collected under the Stamp Act, and 73 lakhs under the Court Fees Act, compared with total receipts for 1921-22 of 149 lakhs and for the year previous to that of 158½ lakhs. The net receipts for the year under review amounted to 154½ lakhs. Over 90½ lakhs were recovered in Bombay City alone, or 57·8 per cent. of the total Stamp revenue of the Bombay Presidency.

The revenue derived from duties and penalties levied on insufficiently stamped or unstamped instruments showed an all-round increase in all districts, especially in Bombay where it rose by over 3½ lakhs. But the corresponding revenue from duties and penalties levied on similar instruments by Courts of Law was disappointing in most districts, and only 4 prosecutions for infringement of the Stamp Act were instituted in two districts only.

The gross revenue from Stamps in Sind amounted to over 19½ lakhs of which 10 lakhs were received under the Court Fees Act and 9½ lakhs under the Stamp Act—an increase of 1½ lakhs over the previous year. The receipts were far below the budgetted amounts owing to the tightness of the money market and stagnation of trade.

## TAXES ON INCOME

**Income-tax.**—The net collections of Income-tax in the Bombay Presidency in 1922-23 amounted to 4 crores 80 lakhs. Of this total 2 crores 47 lakhs was collected from Companies, Registered Firms and holders of Government of India and other securities, and 2 crores 33 lakhs from individuals, unregistered firms and Hindu undivided families, the total income on which the tax was assessed being 30 crores 65 lakhs and 45 crores 5 lakhs respectively. The number of individuals, unregistered firms and Hindu undivided families paying income-tax was 67,420. The largest number is to be found in the class whose incomes range from Rs. 2,000 to Rs. 2,499 per year, the total being 18,339 and the tax collected amounting to nearly 9½ lakhs. The next highest class is between Rs. 3,500 and Rs. 4,999, the figure being 10,919 and the tax collected amounting to nearly 11½ lakhs.

Persons with incomes of Rs. 50,000 and over numbered 1,014 paying 71½ lakhs income-tax on an assessed income of 8 crores 11 lakhs.

**Super-tax.**—There were 38 private individuals and 12 Hindu undivided families in the Bombay Presidency whose assessable incomes to Super-tax amounted to more than 5 lakhs per year and between them they paid over 89 lakhs in Super-tax. The number of Companies paying Super-tax on 5 lakhs and over was 144, the amount of tax paid by them being 1 crore 35 lakhs. Five unregistered firms paid 6 lakhs in Super-tax.

The total amount paid in Super-tax (on incomes over Rs. 50,000) amounted to 3 crores 7 lakhs.

The Bombay Presidency therefore raised in Super-tax and Income-tax Rs. 7 crores 87 lakhs. The revenue in 1921-22 was Income-tax Rs. 4 crores 73 lakhs and Super-tax Rs. 3 crores 47 lakhs.

#### MISCELLANEOUS FUNDS

**District Funds.**—The receipts fell from Rs. 156½ lakhs to Rs. 149½ lakhs and disbursements from Rs. 151½ lakhs to Rs. 148½ lakhs. The closing balance rose from Rs. 40,30,000 to Rs. 41,12,000.

**Cantonment Funds.**—Cantonment Funds including *Cantonment Hospital Funds* had an opening balance of Rs. 1,81,000 and a closing balance of Rs. 2,56,000. Receipts rose from Rs. 12,88,000 to Rs. 13,18,000 and charges fell from Rs. 13,95,000 to Rs. 12,43,000.

**Mounted Police Funds.**—The receipts and charges amounted to Rs. 1,62,000 and Rs. 1,64,000 respectively. The closing balance fell from Rs. 74,000 to Rs. 72,000.

**Port and Marine Funds.**—The receipts fell from Rs. 3,84,000 to Rs. 2,76,000 and the payments from Rs. 3,67,000 to Rs. 3 lakhs.

**Medical and Charitable Funds.**—The receipts of the two classes of funds under this head rose from Rs. 43,543 to Rs. 2,75,344 and the charges from Rs. 32,246 to Rs. 2,94,043.

Other minor funds, banking with Government, include Station and Agency Funds, etc. The aggregate opening and closing balances were Rs. 9,31,000 and Rs. 10,16,000 respectively. The receipts fell from Rs. 33,55,000 to Rs. 31,86,000 and the charges from Rs. 34,63,000 to Rs. 31 lakhs.



## CHAPTER XI

### INSTRUCTION

**F**OR educational purposes each district, besides the City of Bombay, is provided with a Deputy Inspector with assistants, and there are five Inspectors above them, one for each of the four Educational divisions into which the Presidency proper is now divided and one for the province of Sind. Besides these there are Special Inspectors and Deputy Inspectors for certain subjects. The control of the whole department is vested in the Director of Public Instruction who has under him a Deputy Director, a senior member of the Indian Educational Service.

The principal educational institution in the Presidency is the **University of Bombay**, which alone has the power of conferring degrees recognised as a special qualification for appointments and promotions to posts in Government service. The University also provides facilities for post-graduate teaching.

Below the University are the several affiliated **Colleges** which prepare students for the University examinations. At present there are 16 such colleges teaching the Arts courses, *viz.*, the Elphinstone, Deccan, Gujarat, Karnatak, Wilson, St. Xaviers', Dayaram Jethmal, Fergusson, New Poona, Willingdon, Surat, Bahauddin, Samaldas, Rajaram and Baroda, and 5 colleges providing instruction in professional courses, *viz.*, the College of Engineering, the Grant Medical College, the College of Agriculture, the Sydenham College of Commerce and Economics and the Government Law School.

The Royal Institute of Science, Bombay, opened in 1920 provides facilities for post-graduate research work in Science in addition to the ordinary degree courses in Science.

Below the colleges come the **High Schools**, usually at least one, either Government or aided, at the headquarter town of each district. These prepare students for the School Leaving Examination held by the Joint Examination Board which has replaced both the University Matriculation and the Departmental

School Final Examination, the latter of which qualifies for admission into the lower branches of the public service.

Side by side with the High Schools there are the **Middle Schools** which teach the first few standards only of the secondary school course of seven standards. There are also in some places separate high and middle schools for girls.

Below the secondary schools are a large number of **Primary Schools** both for boys and girls in which instruction is given in the vernacular to the vast mass of the people.

There are also institutions for the training of teachers for both secondary and primary schools maintained by Government, *viz.*, the Secondary Training College, Bombay, and the Vernacular Training Colleges for men and women at Ahmedabad, Poona, Dhulia (for men only), Dharwar and Hyderabad. A certain number of district training schools have also been opened during the decade.

For **technical and industrial education**, there are the Sir J. J. School of Art, Bombay, and the Reay Art Workshops attached to it, the V. J. Technical Institute, Bombay, which is now recognised as the central technological institution for the Presidency, the Workshop classes of the College of Engineering, Poona, the School of Engineering attached to the D. J. College at Karachi and a number of technical and industrial schools, notably the Ranchhodlal Chhotalal Technical Institute, Ahmedabad, the Parekh School of Art, Surat, the Sir D. M. Petit Industrial School, Ahmednagar, the School of Industry at Ratnagiri and the V. J. Technical Institute, Sukkur.

For the proper selection of text-books for use in secondary and primary schools, there are six special committees, one, known as the Provincial Text Book Committee, for the consideration of books for use in secondary schools, and five Vernacular Text Book Committees for the consideration of books in Marathi, Gujarati, Kanarese, Sindhi and Urdu.

A Committee of Direction for Technical Education has also been constituted during the decade.

#### EDUCATION

The total number of recognised educational institutions in British districts decreased by 40 to 13,269, but the number of

pupils increased by 14,775 to 911,652. The number of private institutions not recognised by Government and the pupils in them increased by 101 and pupils by 593, making a total of 1,692 schools and 62,108 pupils respectively. 7·7 per cent. of the male population and 2·1 per cent. of the female population were attending schools or colleges. In the Indian States the percentages were 6·6 and 1·5 respectively.

Hindu pupils in recognised institutions in British Districts numbered 705,000, Muhammadans 153,000, Indian Christians 29,000, and Parsis 16,000. In British districts, out of a total of 26,736 towns and villages, 9,736 possessed schools, the average area served by each town or village with a school being 12·7 square miles. In Indian States there were 3,753 recognised and 870 unrecognised institutions, and out of 14,726 towns and villages 3,198 possessed schools, the average area served being 19·6 square miles.

The total expenditure on public instruction rose by Rs. 15·7 lakhs to Rs. 311·8 lakhs to which Government funds contributed 55·2 per cent.; District Local Board Funds 4·7 per cent.; Municipal Funds 11·2 per cent.; fees 16·4 per cent.; and endowments, etc., 12·5 per cent. Primary schools absorbed over Rs. 157 lakhs exclusive of expenditure on inspection, construction, and repairs. Indian States spent about Rs. 36 lakhs on education.

**University.**—The number of candidates for the School Leaving Certificate Examination for the purpose of Matriculation increased by 603 to over 7,000, of whom 61 per cent. passed, as against 56 per cent. in the previous year. At the Intermediate Examination in Arts 1,460 appeared and 54 per cent. passed. The number who passed at the B.A. Examination was 667, of whom 330 took Honours, and out of 151 candidates for the B.Sc. Examination 86 passed, while at the M.A. Examination 43 passed out of 78. For the professional degrees, excluding the medical examinations, there were 448 successful candidates. The expenditure on the University (as distinct from individual colleges) was Rs. 3·4 lakhs.

**Arts Colleges.**—The total number of students in the 12 Arts Colleges in British Districts increased by 285 to 5,114 and expenditure rose from Rs. 12½ lakhs to Rs. 14 lakhs.

**Professional Education.**—The Sydenham College of Commerce and Economics and the Government Law School had a larger number of students than in the previous year and a new Engineering College attached to the D. J. Sind College, Karachi, was opened.

**Education in Art.**—The number of students at the Sir J. J. School of Art, Bombay, increased by 47 to 390 and the numbers in the Reay Art workshops by 12 to 143. The Painting Classes in the School deserve special mention, in view of the endeavours which are being made to create there a National School of Indian Painting.

**Technical and Industrial Education.**—The number of students attending Technical and Industrial schools in British districts was 2,286, against 1,829 in the previous year. The total expenditure was Rs. 5.5 lakhs.

**Secondary Education (General).**—Public Secondary Schools decreased by 2 to 665 but the number of pupils rose by 2,153 to 104,686, the total expenditure being 68 lakhs, an increase of Rs. 3 lakhs.

**High Schools.**—High Schools for boys increased by 4 to 193 and the attendance by 2,468 to 64,210. The number of High Schools for girls increased by 1 to 49, but the number of pupils decreased by 104 to 8,082.

**Middle Schools.**—Middle Schools for boys decreased by 5 to 380 and the number of pupils in them by 211 to 29,256. Girls' Schools decreased by 2 to 43 but the number of pupils remained stationary, *viz.* 3,138.

**Primary Schools.**—In British districts the primary schools for boys decreased by 132 to 10,972 but the number of pupils rose by 12,269 to 700,248. The decrease in the number of schools occurred entirely in Sind and is due to a large decrease in the number of recognised Mulla Schools. This decrease is due to two causes: (1) a large number of inefficient schools have been struck off the aided list; (2) some schools have refused grants owing to the Khilafat movement. The Presidency proper, however, showed an increase of 187 schools with 20,148 pupils. The total number of girls under instruction in primary schools in British districts was 160,481, a decrease of 552. In Indian

## EDUCATION

States primary schools increased by 80 to 3,162 and the attendance in them by 7,268 to 205,842.

The total expenditure on primary education in British districts rose from Rs. 148½ lakhs to Rs. 157½ lakhs. Of this Government contributed Rs. 99·6 lakhs, District Local Board funds Rs. 9·7 lakhs, Municipal funds Rs. 30 lakhs, fees Rs. 5·2 lakhs, and Endowments, etc., Rs. 12·7 lakhs. In Indian States the expenditure on primary education rose from Rs. 18 lakhs to Rs. 19 lakhs.

**Training Institutions.**—There were 22 training institutions for men, with 1,591 pupils, and 21 for women, with 1,015 pupils. Of the training institutions for men, 20, with 1,492 pupils, were in British districts—17 with an attendance of 1,428 under public management and 3 with 64 pupils under private management. Two training institutions, with 99 pupils, were maintained by Indian States. Of the Women's training institutions, 20 were in British districts.

**Muhammadans.**—The total number of Muhammadans under instruction in recognised institutions in British districts decreased by 5,000 to 153,000, of whom 20,500 were in institutions for females.

**Intermediate Classes.**—The total number of pupils under instruction increased by 6,000 to 348,000 of whom 84,000 belong to the Maratha community proper, 162,000 to the Koli, Kunbi, and other cultivating classes, 38,000 to the Artisan classes including the Chaturth Jains, and 64,000 are Lingayats.

**Aboriginal and Hill Tribes.**—The total number of pupils increased by 440 to over 12,000.

**Depressed Classes.**—The number of pupils of the depressed classes increased by 3,700 to nearly 42,000.

**Reformatory Schools.**—There are 4 institutions, with 655 pupils, three under the Educational Department and the fourth under the Jail Department. Every inmate is taught a trade or craft, with the object of providing him with the means of earning an honest living after his discharge.

### YERAVDA REFORMATORY

Forty-one boys were admitted during the year of whom thirty-seven had been convicted of theft or similar offences, one

of culpable homicide not amounting to murder, two of causing voluntary hurt, and one of counterfeiting coin.

The number of boys in the Reformatory was 164.

The behaviour of the boys was, on the whole, satisfactory. The total number of offences was 29 involving 39 boys and consisted mainly of breaches of discipline, possession of prohibited articles such as *bidis*, etc.

The number of boys on license, at the end of 1921, was 10, and during the year under report 10 new licenses were issued. The work and conduct of the licensees was constantly watched by the Superintendent, who had frequent interviews with the employers, saw the boys at work and gave them advice from time to time. There were 23 monitors at the end of the year and generally they behaved well. Their main duty is to assist in supervision in the various factories and to maintain order inside the dormitories at night. The average number of boys who earned gratuity was 112 while the average earnings per boy per annum was Rs. 3-0-3 as against Rs. 2-2-3 the previous year.

Five trades continued to be taught in the Reformatory School. Twenty-nine boys were engaged in carpentry, 15 in smithy, 23 in painting, 15 in book-binding and 77 in gardening and agriculture. All the manufactories were busy in executing outside orders for making or repairing furniture, building or repairing carriages, painting and varnishing motors, etc., and binding books and registers. Book binding work was secured from the Yeravda Prison Press and from the public.

The average cost per boy was Rs. 268.

There was provision for primary education up to Marathi and Gujarati 5th standard, but there were no pupils in the Gujarati 4th and 5th standards. The Deputy Educational Inspector and his Assistants inspected all the classes and found the general progress of the pupils to be good. Moral and religious instruction was regularly imparted on Saturday afternoons, and the boys collected every morning and evening to recite devotional poems. On the Ramzan and Bakri-Id holidays, the Muhammadan boys were taken to a mosque to join in public prayers; similarly on the Mahashivaratra holiday the Hindu

#### BOOKS AND PUBLICATIONS

boys were taken to a temple. On Christmas Day the Christian boys attended Divine Service in the Church at Kirkee.

There was a marked improvement in all the games and the boys seemed to have realized the importance of playing games in their proper form. On holidays, the boys were taken out for sight-seeing and sometimes in small batches to the river for swimming. "All this," says the Superintendent in his concluding remarks, "proved effective in breaking the monotony of the school routine and making the boys realize that they were in a school and not in a prison."

#### BOOKS AND PUBLICATIONS

In discussing the Vernacular literature of the Presidency for the year 1922 Mr. H. G. Rawlinson, Principal of the Deccan College, Poona, says —

"The literature of the Presidency for the period under review has been on the whole of a disappointing character. It has presented few, if any, novel or interesting features, and shows little sign of inspiration or originality. There has been no literary Renaissance in Western India to compare with that which has arisen in Bengal in the last fifty years. The lack of originality referred to above is conspicuous in every department, particularly in Drama and Fiction. People harp upon the same old themes—Sivaji and his contemporaries, the tales of the Rajput chiefs as given in Tod's *Rajasthan*, the stories in the *Ramayana* and *Mahabharata*—in a slavish mechanical way, and never try to strike out a line of their own. Many dramas are mere translations or adaptations of Sanskrit or of Tagore. These, together with social reform, non-cooperation and abuse of the Government, make up the entire stock-in-trade of the average writer. There is no clever novel dealing with phases of contemporary life as in Bengal, no poet of the calibre of Rabindranath Tagore, no Bose in Science. Another disappointing feature is the lack of wit or humour of any kind. India has yet to produce her Bernard Shaw. The school of Marathi prose founded by Chiplunkar and Agarkar seems to have died a natural death, and in poetry there are few signs of a new life stirring in the dead bones of classical convention."

The number of books published during the year was 1,758, of which nearly one-third, 564, were in Gujarati. Other languages used were Marathi (356), English (184), Sindhi (181), Hindi (67), Kanarese (55), Classical languages (72), Konkani and other dialects (79) and Urdu (42), while 158 were in more than one language. There were also 1,074 issues of periodical publications, magazines, etc.; as distinct from newspapers. Miscellaneous works formed nearly half of the total production, the next popular subject being Poetry and Religion.

### NEWSPAPERS

At the end of 1922 there were in the Presidency 174 newspapers treating of current political topics. Fifty-one newspapers started during the year and 39 ceased publication.

Out of these 174 newspapers, 49 were published in the City of Bombay, 25 in the Northern division, 37 in the Central division, 26 in the Southern division, 29 in Sind, and 8 in the Indian States. Sixty-seven or about 39 per cent. were edited by Brahmins. Other Hindus were responsible for 67, Jains for 2, Parsis for 14, Muhammadans for the same number, and Christians for 10. Seven per cent. were published in English, 33 per cent. in Marathi, 15 per cent. in Gujarati, 2 per cent. in Hindi, 4 per cent. in Kanarese, 2 per cent. in Urdu and 13 per cent. in Sindhi, while about 24 per cent. were bi-lingual or tri-lingual newspapers.

The largest circulations are found among the weekly papers. Whereas 2 of these in 1921 had a circulation of approximately 30,000, last year the highest circulation recorded was 27,000 and the next highest 16,000.

### ROYAL ASIATIC SOCIETY

The Bombay Branch of the Royal Asiatic Society had 518 resident and 172 non-resident members at the close of the year 1922-23. The issues of books and periodicals during the year amounted to nearly 59,000, of which 12,500 were new books, 18,600 periodicals and 27,800 old books. The largest issue, about 22,000, was under fiction, while miscellaneous stood second 2,300 and biography stood third 2,100. During the year 1,493 volumes were added to the Library of which



#### PRINCE OF WALES MUSEUM

1,236 were purchased and 257 were presented. The work of cataloguing the Sanskrit and Pali manuscripts in the collection of the Society is nearly complete. Thirty-two coins were added to the Coin Cabinet of the Society. Out of the total of 5,089 coins, 3,495 were distributed or otherwise disposed of under the orders of Government, and 1,594 are still lying with the Society awaiting examination or distribution. Government sanctioned Rs. 3,000 for shelving in 1922 and a provision has been made for a further grant of Rs. 5,000. During the year under report the Society has been able to secure room for the Royal Geographical Society's Library and map-room.

#### VICTORIA AND ALBERT MUSEUM, BOMBAY

The number of visitors during the year was over a million and a quarter, the daily average being 3,540. Various additions were made to the exhibits in the Museum, including a special collection of ceramic ware.

#### PRINCE OF WALES MUSEUM

The increasing popularity of the Museum has been evidenced by the growing number of all classes of visitors.

Considerable progress was made during 1922-23 in the different sections of the Museum, namely, Art, Archæology, Natural History and Forest.

Lady Ratan Tata very generously responded to the Curator of the Art Section's appeal for funds for certain show cases by giving to the Trustees a sum of Rs. 15,400, and also kindly sent to the Museum the remaining exhibits from the late Sir Ratan Tata's bequest at York House, London. These consist of armoury, pictures and curios.

A large and valuable collection of coins belonging to the Poona and Prince of Wales Museums, which was in custody of the late Superintendent, Archæological Survey, was brought to Bombay as the coin room in the Museum was ready.

Gold, silver and copper coins of Mughal and other dynasties have been acquired under the Treasure Trove Act. Stones bearing Saba and Himyarite inscriptions have been received as gifts from the Bombay University and the Government o

Bombay. Certain images, sculptures and other miscellaneous antiquities have, through various agencies, also been added to the collection in the Archæological Section.

#### NATURAL HISTORY SECTION

Since the return from Europe of the Curator of the Bombay Natural History Society, where he had been deputed mainly to study taxidermy, the work of preparing mounted specimens for the Mammal Gallery has been taken in hand. A taxidermist department has been opened and a number of animals have been mounted and exhibited.


Material has been prepared and collected for an introductory case to the study of vertebrate Zoology. Work on the preparation of a series of cases illustrating "Insect Life in India" has commenced, and the material for these is being assembled.

A series of drawings and diagrams has been prepared for the purpose of illustrating various exhibits in the Natural History Section.

A small Forest Section illustrating the forest resources of Bombay Presidency and their commercial possibilities has been opened. The labelled specimens exhibited are from woods grown in this Presidency.

#### VICTORIA MUSEUM, KARACHI

The Museum attracted during the year nearly 262,000 visitors, the largest number on a single day being 1,300. Teachers and students both male and female from Colleges and schools visited the Museum regularly and Professors of the Dayaram Jethmal Sind College are permitted to use specimens from the Museum to illustrate their lectures. In two large show cases a series of specimens have been specially selected to serve as an introduction to the study of Natural Subjects and is of the greatest use to teachers, pupils and the public alike.



Khan Masjid at Dholka, Ahmedabad District, overlooking the Khan Tank. *[To face Page 216.*

## CHAPTER XII

### ARCHÆOLOGY

**D**URING the year under report, the total grant on conservation, owing to retrenchment, was reduced from Rs. 1,10,000 to Rs. 1,04,000. Out of the total grant, Rs. 22,627 were placed at the disposal of the Archæological Department and Rs. 81,373 at the disposal of the Public Works Department for special repairs, and current repairs and maintenance of monuments in charge of that Department. The Archæological Department carried out special repair works to the following monuments which are directly in its charge :—

(1) Excavations of the Caves at Elephanta consisting in continuing the clearance of six more caves and thus making them fully accessible to the public, (2) special repairs to Portuguese remains in the Fort at Bassein, (3) Excavations at Mohen-jodaro in Sind resulting in the discovery of hieroglyphics or ideographs akin to those found on some of the Harappan seals, and some unique coins hitherto unrepresented in Indian Numismatics.


The Public Works Department in addition to current repairs carried out special repairs to the Khan Masjid at Dholka, the highest of its kind in Gujarat ; to Galteshwar Mahadeva Temple commanding the confluence of the River Mahi with the streamlet Galti at Sarnal ; to Sat Manzil or the seven storied palace of the Sultans of Gujarat still standing with its only surviving storey at Pavagadh ; to the famous Chalukyan Temple discovered in the Fort at Sholapur ; to the Gol Gumbaz ; the Gagan Mahal or the hall of public audience of the Adilshahi Sultans of Bijapur ; and to Asar Mahal, the hall of Justice and the Palace of the Relics at Bijapur ; and lastly to the Sangit Mahal or the Durbar Hall at Torvi.

The total expenditure on conservation was Rs. 81,435. The modern unsightly court buildings standing inside the Shanwar Wada were removed and the lawns laid out in the previous year

**BOMBAY, 1922-23**

were properly grassed in honour of His Royal Highness the Prince of Wales' visit to Poona. Three hundred and twenty-one monuments were conserved during the year under report.

The upkeep of the Department during the year amounted to Rs. 51,244.



Caves at Elephanta.

*[To face Page 218.]*

## CHAPTER XIII

### MISCELLANEOUS

#### ECCLESIASTICAL JURISDICTION

**T**HE Church Establishments maintained by the State in the Presidency are those of the Established Church of England and the Established Church of Scotland. Certain allowances are also granted by Government to the Roman Catholic Church and the Wesleyan Church for ministrations to troops, etc.

#### THE ESTABLISHED CHURCH OF ENGLAND

Since 1837 Bombay has been a separate diocese.

The Diocese includes the territories within the limits of the Presidency of Bombay excepting Sind, which was transferred to the Diocese of Lahore in 1877.

The number of Chaplains in the Diocese at the present time is 23. In addition to these the Diocese is served by 87 other clergymen.

The number of consecrated churches is 62.

The Right Reverend Edwin James Palmer, D.D., held the appointment of Bishop of Bombay up to 30th September 1922 when he proceeded on leave. During his absence the Venerable C. F. W. Hatchell held charge. During the year the Bishop visited ten places in the Diocese and his Commissary three.

There were 22 Chaplains on the establishment of whom three went on leave during the year.

The number of confirmations rose from 624 to 761 and there were eight ordinations during the year. The Diocese was visited by the Metropolitan who came to welcome the Mission of Help from England.

#### THE ESTABLISHED CHURCH OF SCOTLAND

The Church of Scotland in this Presidency was placed on its present basis in 1837. Of the four Chaplains now holding

appointments, one is of Senior rank, one is a Junior Chaplain, and the other two are chaplains on probation. Two chaplains in the employment of the Army Department are at present serving under the jurisdiction of the Presidency Senior Chaplain, Church of Scotland.

There are at present five Presbyterian Churches and several other buildings used for Divine service scattered throughout the Presidency of Bombay.

The Reverend A. M. Nelson, Presidency Senior Chaplain, went on combined leave preparatory to retirement and the Reverend R. G. Jamieson, a Senior Chaplain on the Bengal Establishment, acted for him.

During 1922-23, St. Andrew's Church, Bombay, Poona, Kirkee, Karachi and Quetta, were served by Chaplains on the Bombay Ecclesiastical Establishment of the Church of Scotland. At Mhow the duties of Chaplain were performed by a missionary of the Canadian Presbyterian Church and at Belgaum by a missionary of the Methodist Episcopal Church and at Deesa, Nasirabad and Aden by the missionaries of the Irish Presbyterian Church.

All Chaplains and Acting Chaplains of the Church of Scotland minister to His Majesty's Forces and Civilians.

#### STATIONERY

This year's working of the Stationery Office was characterised by the reorganization of the office and the large savings effected in expenditure on stationery. While the stores remained in Bombay the office was transferred to Poona in June 1922 so as to be directly under the supervision of the Superintendent of Government Printing and Stationery, a reduction of 5 clerks and 2 peons being made at the same time, resulting in an annual saving of Rs. 7,301 in the recurring cost. The system of checking all indents submitted for compliance was revised and the attention of the officers drawn to any excessive demands made.

The following table gives the issues of a number of articles in general use in all offices for the year 1921-22 and 1922-23



STATIONERY

showing the effect of the careful scrutiny exercised in the Stationery Office:—

Description of article.	Issued in 1921-22.	Issued in 1922-23.*	Difference.	Saving in actual cost.
				Rs.
Blotting paper ..	921 Reams	669 Reams	252 Reams	4,105
Blue-black Ink-Powder ..	7,564 Dozs.	4,813 Dozs.	2,751 Dozs.	6,877
Penholders ..	6,119 "	4,464 "	1,655 "	4,965
Sealing Wax ..	8,834 Lbs.	7,377 Lbs.	1,457 Lbs.	1,457
Tape, White and Red ..	13,067 Dozs.	8,320 Dozs.	4,747 Dozs.	6,527
Typewriter Brushes ..	217 "	153 "	64 "	311
Ink and Pencil erasers ..	1,719 "	1,071 "	648 "	283
Penknives ..	912 "	552 "	360 "	900
Rulers ..	292 "	135 "	157 "	706
Red ink glasses ..	548 "	348 "	200 "	300
Scissors ..	251 "	127 "	124 "	1,302
Typewriter erasers ..	605 "	309 "	296 "	166
Oil Cans ..	61 "	28 "	33 "	105
Oil bottles ..	402 "	229 "	173 "	648
Rones Impression paper ..	4,252 Reams	3,075 Reams	1,117 Reams	3,089
				31,741

\* The issues for 1922-23 have been taken according to actuals for 10 months and proportionate for another two months.

Considerable savings have also been effected in expenditure in the matter of repairs to typewriters, and a census of typewriters has been taken in order to ensure economy and prevent waste.

During the year under report the turnover of the Stationery Department was over Rs. 5½ lakhs. The stores made in India were purchased to the extent of Rs. 2½ lakhs, the value of locally made papers alone being over Rs. 1 lakh. Local purchases of English stores amounted to nearly ¾ lakh, drawing materials, typewriters and their accessories accounting for more than half of this amount. Stores purchased through the India Office were valued at over Rs. 2½ lakhs.

## PRINTING

During the year under report a large quantity of new work was undertaken by the Government Central Press, Bombay, the principal items being Excise Manual in two parts, Local Rules and Orders, Volumes I and II, and Oral and Written Evidences of Excise Committee. Working expenses decreased by 8 per cent. and the cost of paper, binding and rubber stamp materials by 4 per cent. The total value of work done for Government Officers and Departments was nearly Rs. 6½ lakhs.

Owing to the reduction of establishments at the Yeravda Prison Press, Poona, due to retrenchment in every direction labour continued steady throughout the year. The total value of work done was over Rs. 3½ lakhs and at the Commissioner's Press, Karachi, was over Rs. 1⅓ lakh.

The total value of maps issued from the Government Book Depot, Poona, during the year was Rs. 5,141 as against Rs. 8,755 in the preceding year. Cash receipts decreased from Rs. 17,000 to Rs. 15,900.

The turnover of the Photozinco Press was Rs. 46,000.

## BOMBAY DEVELOPMENT DEPARTMENT

During the year 1922-23 the activities of the Directorate showed considerable progress, and the work proceeded according to the original programme. Generally speaking, the policy adopted has been to push on the reclamation and housing schemes with all speed; but in regard to suburban development, both for residential and industrial purposes, to proceed cautiously, pending improvement of communications and trade conditions, and the resulting creation of a greater demand for land outside Bombay.

## BACK BAY RECLAMATION

The detailed project estimate, amounting to Rs. 702½ lakhs nett, was sanctioned by Government in October 1922. This estimate does not differ materially from the one forecasted in the year 1921 on which the previous forecast of cost per square yard was based. Much however depends on the time required for the execution of the project and the indications are that a somewhat shorter period will be needed than was at first

estimated. The actual expenditure up to 31st March 1923, amounted to Rs. 280 lakhs.

**Khandivli Quarry.**—The crusher plant with the necessary siding accommodation was completed during the year under review, and was brought into use in October 1922. The construction of a block yard for making moulded concrete blocks for the storm-water drains to be built in the reclamation area was taken in hand in January 1923 and was nearly completed by the end of the year. The working of the quarry was satisfactory except during January and February when, owing to an outbreak of plague, the output was reduced to the extent of 30 per cent. below normal. The total output for the year was 235,839 tons.

**Marine Lines.**—Work on the second section of the gantry was commenced after the monsoon was over and by February 1923 a further length of 3,000 lineal feet was constructed while the rubble mound was completed to an average distance of 3,450 feet. Work on the extension of the mass concrete wall was proceeded with simultaneously and a further 2,800 lineal feet was completed by the end of the year.

**Colaba.**—By the end of September 1922, the first section of the mass concrete wall, which was founded directly on the reef, had been completed to 2,040 feet, and arrangements were put in hand to construct the rubble mound on which the further extension of the wall is to be built. By the end of the year the rubble mound was carried to a length of 1,779 feet. The railway from Marine Lines to Colaba was completed during the year, 3.73 miles of track being constructed. Work was in hand at the end of the year on the foundations of the first storm-water drain.

A slipway was under construction on Sheva Island to enable the sections of the pipe line to be hauled up for examination and painting, whilst accommodation was provided for the necessary staff and stores for maintenance purposes. Arrangements were also made for the construction in India of the necessary auxiliary craft required in connection with the dredging, such as tugs, launches, water-boats, crane-barges and anchor-boats. Arrangements were in progress at the end of the year for laying the first pipe line across Colaba, and the permission of the

Bombay Port Trust was obtained to the construction of a rubble mound on the harbour foreshore down to low water mark.

#### INDUSTRIAL HOUSING

The programme provides for the completion of 60 chawls by 31st March 1923, against which the equivalent of 56 had been finished on that date. There was thus a shortage of 4 chawls at the end of the year, but as there was a shortage of 6 chawls on 31st March 1922, the construction carried out during the year under review was equivalent to 47 chawls against the programme figure for the period of 45. It had been hoped to complete the full 60 chawls by 31st March 1923, but it was not possible to do this on account of the decision to change over to the contract system, which change was effected during the year. The total number of tenements let, or ready to let, on 31st March 1923, was 2,720. The gross or economic rent per chawl has been worked out at Rs. 14-8-0 per month. Government have, however, decided for the present to charge an average minimum rent of Rs. 10 to members of the industrial classes. The total expenditure on the Industrial Housing Scheme up to 31st March 1923, amounted to Rs. 125½ lakhs. In addition to the construction of the actual chawl buildings, a large amount of work was done during the year in connection with essential services such as roads, water-supply, sewerage and storm-water drains.

Negotiations were started in August 1922 with the Port Trust for the erection of eight chawls in the vicinity of the New Cotton Depôt at Sewri for workmen employed at the Depôt. It has been decided to lease the land required from the Port Trust and the work of constructing the chawls will probably be commenced next working season.

#### TOWN PLANNING SCHEMES

The progress with the preparation of town planning schemes during the year was satisfactory. Arbitration proceedings were completed in four schemes, *viz.*, Ville Parle Nos. 2 and 3, Santa Cruz No. 3 and Ghatkopar No. 1; whilst arbitration proceedings were about to be commenced in five schemes, *viz.*, Santa Cruz



Industrial Housing Scheme. General view of completed chawl.

*To face Page 224*

### TOWN PLANNING SCHEMES

No. 4, Ghatkopar No. 2, Andheri No. 5, Malad No. 1, and Kandivli No. 1. In addition, arbitration proceedings were commenced during the year in the large and important scheme, Bandra No. 3. The following six new schemes were sanctioned during the year :—

Santa Cruz	..	..	..	..	No. 5
Ghatkopar	..	..	..	..	.. 3
Bandra	..	..	..	..	.. 2
Andheri	..	..	..	..	.. 6
Ville Parle	..	..	..	..	.. 4
Do.	..	..	..	..	.. 5

Although the preparation of town planning schemes proceeded satisfactorily, progress on those in the hands of the Engineers was unfortunately slow, owing to the inability of the Notified Area Committees concerned to provide in full the necessary funds. Work was actually in progress on the roads in four schemes, *viz.* :—

Santa Cruz	..	..	..	..	No. 2
Ville Parle	..	..	..	..	.. 1
Andheri	..	..	..	..	.. 2
Malad	..	..	..	..	.. 1

Financial assistance is now being given to Notified Area Committees, where necessary, in the form of loans from Development funds, and it is hoped that more regular progress and consequently more systematic and economical working will be effected in the coming year.

### SUBURBAN SCHEMES

Of these mention may be made of the more important ones, namely, Scheme No. 3 (Trombay North-West), No. 7 (Khar), No. 8 (Chapel Road, Bandra), No. 15 (Shahar-Andheri Sector) and No. 18 (Kiroi North). All these schemes are intended for residential purposes.

In Scheme No. 3, settlements have been made with a number of land owners, the total area dealt with being about 3½ lakhs of square yards. A few model cottages for housing the Directorate staff have been built here at a comparatively cheap


cost. These houses are intended to serve as examples of the possibilities of cheap and attractive housing for the middle and lower middle classes in this area.

Considerable progress has been made in Schemes Nos. 7 and 8. During the year the filling of certain low-lying land in the first named scheme, between the Bandra-Ghodbunder Road and the B. B. & C. I. Railway, was taken in hand, as well as a portion of the roads, sufficient to open up some 165 building plots, out of the total of 863. Of these 165 plots, 89 have been taken up by co-operative housing societies. Six plots have been sold to a building firm for the purposes of demonstrating the possibilities of cheap construction and design of houses, and two other building societies were negotiating for the purchase of large areas for their members. A site of 6,000 square yards has been reserved for a market near the future Khar Station, and a certain number of plots will be allotted to shops in the same neighbourhood. The roads constructed represent only a small part of the whole scheme and further expenditure will be regulated by the demand for building plots in the area.

In **Scheme No. 8** the total nett building area is 105,675 square yards, of which over three-fourths have been sold. Some 60 members of the San Sebastian Housing Society have expressed a desire to build houses without delay and a number of attractive designs for small bungalows are under consideration. The roads in this scheme were under construction at the end of the year.

**Scheme No. 16** covers an area of 190 acres with a frontage of 2,500 feet on the Andheri-Marol Road, bounded on the West by Andheri Station on the B. B. & C. I. Railway and on the South by the Salsette-Trombay Railway. It possesses the advantage of being practically an extension of the popular suburb of Andheri, with direct rail connection with Bombay. A layout plan was prepared during the year providing about 136 acres of building plots after deducting the area required for roads and open spaces.

**Scheme No. 18** comprises an area of 25 acres, out of which 6½ acres will be absorbed by roads and 10,000 square yards have been allotted as open spaces. A good deal of earth-work was



Suburban Scheme No. 7 (Khar) ; showing new roads under construction to the West of the  
Bandra-Ghodbudar Road.

*[To face Page 226.]*



#### SALSETTE-TROMBAY RAILWAY

done during the year. The plots when ready are likely to be sold for Rs. 5-8-0 to Rs. 6-8-0 per square yard, which compares favourably with the prices now ruling for land in the neighbourhood, while the proximity of Ghatkopar Station should ensure a ready market for the plots.

The provision of sites for industries outside Bombay forms a not inconsiderable part of the activities of the Department. For this suburban schemes No. 1 (Kurla-Kirol) and No. 15 (Ambernath) have been framed. The layout of the former scheme was revised during the year. No factory sites were, however, let during the year, and the work of development consequently continued in abeyance. At Ambernath the construction of the three pioneer factories was completed, together with the necessary bungalows for the superior staff in charge of them. Several fresh enquiries for factory sites were received during the year.

A large area has been set apart in Trombay for the location of offensive trades, such as tanneries, dye stuffs, etc. Separate areas have been allotted to the Bombay Municipality for the purpose of a new slaughter-house and for milch-cattle stables, and negotiations for their transfer were in progress at the end of the year.

#### SALSETTE-TROMBAY RAILWAY

On the Kurla-Vadavli section of two miles, 92 per cent. of the earth-work in the first mile and the whole of the earth-work in the second mile were completed by the end of the year, together with the masonry in all bridges, except one ten feet opening. A single line of permanent way in the second mile has been laid. An extension southwards from Vadavli, which will subsequently form part of the main line, was taken in hand during the year to enable stone to be obtained from a quarry near Anik, where excellent road metal is available. About 85 per cent. of the earth-work on this extension had been completed at the close of the year. The earth-work and masonry of the Kurla-Andheri Section was practically finished, together with the permanent way for a single track for the whole length, except three-quarters of a mile at the Kurla end, and 600 feet across the Mahim Creek. Eight construction locomotives and 250 tip wagons were erected during


the year, whilst four locomotives and sixty wagons were employed on the construction of the railway itself, and on carrying road metal for Suburban Scheme No. 3. During the year an estimate was received from the G.I.P. Railway, amounting to Rs. 6,58,850, for the cost of the overhead crossing at Kurla. The estimate received the approval of Government and the work will be carried out by the G.I.P. Railway in due course.

Among other improvements may be mentioned the widening of the Bandra-Ghodbunder Road, which was completed during the year to a width of 70 feet. A number of drainage projects were under consideration during the year and plans and estimates for the drainage of Suburban Scheme No. 7 (Khar) were completed, whilst a similar scheme for Kurla was nearing completion. The work of supplying water to Suburban Schemes Nos. 2 and 3 Trombay was commenced by means of a 10" pipe from the Vihar main. The main pipe line is about 4½ miles (22,500 feet) long, whilst branches laid along the Ghatkopar-Chembur Road, and the roads under construction in Suburban Schemes Nos. 2 and 3 amount to 5 miles (27,500 feet). The estimated cost of the work is nearly Rs. 3 lakhs, and water was made available at most of the points in January 1923. A temporary line of 1½" piping was laid in Suburban Scheme No. 7 (Khar). Three hydrants for the supply of water for watering the Bandra-Ghodbunder Road were provided at Bandra, Khar and Santa Cruz.

The siding at DeLisle Road was completed and brought into use during the year, and the siding from Mahaluxmi to Worli in December 1922. A siding is being constructed by the G.I.P. Railway to serve the area leased from the Port Trust, near the new cotton green at Sewri; and plans for another, to serve the chawl area at Dharavi, have been prepared.

#### ADVISORY COMMITTEES

Joint meetings of the Advisory Committees for Bombay City and Suburbs were held as in the past year, the deliberations of the Committee ranging over a number of the more important questions connected with the work of the Directorate. Visits of inspection were also paid to the Back Bay Reclamation and Housing Schemes.



Suburban Scheme No. 3. Road construction in the new Garden suburb at Chembur.

[To face Page 228.]

## MILITARY (INDIAN AUXILIARY AND TERRITORIAL FORCES)

### MILITARY (INDIAN AUXILIARY AND TERRITORIAL FORCES)

There are fourteen Auxiliary Force (India) Units under Southern Command, of which eight are in Bombay, two in Poona, and one each at Parel, Hubli, Kirkee and Belgaum. The strength of all these units was 6,362 against 5,076 in the preceding year, showing a marked increase of 1,286.

The Auxiliary Force (India) Units have improved greatly both as regards training and the class of men in the ranks. In November 1922 His Excellency the Governor of Bombay addressed meetings of the Chamber of Commerce, Trades and Textile Associations, asking for the support of the European community in Bombay to the Auxiliary Force movement which resulted in a general revival of keenness which has been fostered and developed by the energy and enterprise of the Officer Commanding the Bombay Battalion, A. F. I., and his Adjutant. A popular programme of training has been arranged by which the necessary training can be undergone with the minimum amount of inconvenience to the men.

**Indian Territorial Force.**—The Two Parsi Battalions, the 11th and 12th Battalions, 2nd Bombay Pioneers, Territorial Force, though nominally only a trifle under strength, show a great falling off in the number of men actually training. A great number of Parsis, who welcomed the formation of the Battalions with enthusiasm, appear to have been under the impression that the conditions and liabilities of service would be the same as for A. F. I. Units. On learning the truth many of these have ceased to be actively interested and some few have ever been actively engaged in opposing the movement by publicly criticising it in certain organs of the Indian Press.

The recruiting for the 11th/5th Mahratta Light Infantry has not been satisfactory. The question of the retention of this battalion will come up for consideration at the end of March 1924, after the annual period of embodiment.

Unless there is a substantial increase in numbers the battalion will undoubtedly have to be disbanded.

**Bombay University Training Corps.**—During the period under review training was carried out as an organised battalion for the first time. The companies are drawn from Colleges as under:

*A Company*—Grant Medical College, Bombay.  
Willington College, Sangli.

*B Company*—St. Xavier's College, Bombay.  
Wilson College, Bombay.  
Elphinstone College, Bombay.

*C Company*—Fergusson College, Poona.  
Deccan College, Poona.  
Engineering College, Poona.

*D Company*—Agricultural College, Poona.  
New Poona College, Poona.

At the annual Camp 408 students attended. Many more would have come to the Camp but for an outbreak of plague in the Poona District.

The training was on the whole satisfactory especially as regards the students from certain Colleges where the University authorities take an active interest in the Corps.

**Karachi Corps Auxiliary Force.**—Recruiting in the 2nd Battalion, B. B. & C. I. Railway Regiment, and the Karachi Corps Auxiliary Force has been satisfactory and a good supply of the right type of man has brought up the strength of these Battalions to establishment.

Training and Musketry have been carried out satisfactorily during the year.

The 2nd Battalion, B. B. & C. I. Railway Regiment, won the Richardson Inter-Battalion Challenge Cup for the second year in succession and two silver medals and the Magdala and one other bronze medal in the Army Championships.

The Karachi Corps also held a successful Corps Rifle Meeting.

#### PREVENTION OF CRUELTY TO ANIMALS

**Bombay and Karachi Societies.**—During the year 1922 the Agents of the Society in Bombay City prosecuted in 10,131 cases of cruelty to animals. In 9,713 cases fines were inflicted, in 382 the accused were warned and discharged and in 25 the accused were acquitted. 1,558 animals were sent to the Bai Sakarbai Dinshaw Petit Hospital for treatment while 7 animals found to be suffering from incurable diseases were sent to the Pinjrapole at Bombay. In Bandra there were 169 prosecutions, fines being inflicted in 165 cases. In three cases the accused

## ADVANCES TO CULTIVATORS

were warned and discharged and one accused was sentenced to 7 days' simple imprisonment. The whole of the fines levied have, as usual, been given by Government to the Society after deducting certain charges. The amount thus received by the Society in 1922 was Rs. 50,336 out of the total receipts of the Society of Rs. 56,724. The expenditure was Rs. 40,309.

In Karachi there were 1,975 cases of cruelty to animals prosecuted by the Agents of the Society and 1,939 convictions were obtained. The total realizations by the Society's Karachi Branch including arrears of 1921-22 amounted to Rs. 21,761.

### ADVANCES TO CULTIVATORS\*

**Northern Division.**—The aggregate amount advanced as takavi decreased from Rs. 1·14 lakhs to Rs. 11,700, the small amount being due to the favourable nature of the season and the greater care exercised in scrutinizing applications for demands. The total outstanding from previous year was Rs. 52·43 lakhs of which Rs. 23·31 lakhs were collected.

**Central Division.**—The amount advanced decreased from Rs. 2·26 lakhs to Rs. 63,400. The total outstanding was Rs. 95·47 lakhs of which Rs. 29·46 lakhs were collected.

**Southern Division.**—The amount advanced decreased from Rs. 1½ lakhs to Rs. 1 lakh. The total outstanding was Rs. 24½ lakhs. Collections amounted to Rs. 5½ lakhs or 21·9 per cent. of the debt.

In Bijapur the unauthorised arrears were heavy and were due to last year's scarcity and the holding off of early rains.

Four hundred and sixty-six takavi works at Belgaum, Bijapur, Dharwar and Ratnagiri were in progress.

**Sind.**—The amount advanced fell from Rs. 16·38 lakhs to Rs. 3·49 lakhs, a decrease of Rs. 12·89 lakhs, shared by all districts. The total outstanding amounted to Rs. 49·30 lakhs of which Rs. 24·15 lakhs were collected.

It should be noted that the figures for outstandings and collections do not mean that the amount was due for collection during the year. They represent the total amount of advances outstanding but not necessarily due for collection in the year under review.

\* This Note was received too late for inclusion in Chapter V.

## TRADE AND INDUSTRIES

**Northern Division.**—Ahmedabad City is the most important industrial centre in Gujarat, the chief industry being Cotton Spinning and Weaving. There were 149 factories at the close of the year. There are two Spinning and Weaving Mills in Viramgaum, and Ginning and Pressing Factories in Rampur, Detroj and Patdi. In Kaira the Mill industry is confined to Nadiad town.

After three years of prosperity, the industry experienced a distinct set back and business was depressed. The demand for cloth slackened, stocks accumulated and the mill owners found it necessary either to reduce wages or curtail the number of working days. This was followed by a strike in almost all the mills which lasted for over two months and ended in favour of the employers. In Broach the area under cotton rose from 221,000 to 298,000 acres on account of favourable rains and high prices of cotton.

The Indian Dairy Supply Company in the Kaira district exported 134,400 lbs. of butter as against 210,176 lbs. in the previous year. The handloom industry of the district received more encouragement on account of increased demand for khaddar cloth.

In the Panch Mahals the extension of ground-nut cultivation in recent years in the Kalol Taluka has been an important factor in the growth of trade of that Taluka. The three ginning factories at Halol where cotton is the chief consideration worked as before as did also the Manganese mines at Shivrajpur and Bamankuwa.

The brick making industry in the Surat district which expanded very quickly during the building boom after the war, collapsed with equal rapidity. Prices fell heavily and many factories have been closed.

In Thana the trade in Timber and Bricks suffered owing to fall in prices.

**Central Division.**—Owing to the good season the outturn of the cotton crop in East and West Khandesh was above the average and gave ample work to gins and presses. The mills

\* This Note was received too late for inclusion in Chapter VI

at Sholapur again realised good profits though not so high as last year. The Spinning and Weaving Mills at Poona, Jalgaon and Amalner also had a good year. The hand loom weaving industries in Ahmednagar, Nasik, Satara and Sholapur continued to do well. The Reay Paper Mill at Mundhwa (Poona), the Glass Factories at Talegaon (Poona) and Ogalewadi (Satara), the Ravi Varma Fine Art Litho Press at Karla (Poona), and the Carpet factory at Kune (near Lonavla) had a good year. The Kirloskar Brothers' Iron Factory (Satara) and the Match Factory at Karad (Satara) are in a flourishing condition whilst another factory has been opened at Satara Road Railway Station for the manufacture of ploughs. The Belapur Sugar Company (Ahmednagar) made little profit owing to the fall in the price of jaggery. The Nira Valley Sugar Company at Baramati (Poona) started working their factory during the year and the Hanuman Sugar Factory at Fursingi (Poona) worked on a small scale.

**Southern Division.**—Owing to poor outturn the Cotton and Grain trade was dull. The majority of the Cotton Ginning and Pressing Factories did not get full work. Only the Gokak Falls Mills which are not dependent on local supply did well.

The Wheat crops in Dharwar suffered from a bad season while the demand for Kolaba rice decreased considerably on account of larger imports of Burma rice and a fall in prices.

The Weaving industry in Bijapur and Dharwar was fairly prosperous, the important centres being at Hubli, Gadag, Gajendragad, Shirol and Ranebennur. Efforts are being made to re-establish the carpet industry at Navalgund. Hand loom factories worked in Kanara and Kolaba districts. The *khaddar* movement has not added much to the weaving industry in Ratnagiri. Mill yarn is mostly used for looms.

The Pioneer Clay works at Khanapur (Belgaum) and the Manaki Tile Factory (Kanara) had a good year. Bricks from Panvel and Uran (Kolaba) are exported to Bombay.

The outturn of the Manikbag Oil Mill at Belgaum was normal, while the oil mills at Bijapur, Malvan and Chiplun did well. The fish oil factory at Majali and the Sardine oil factory at Honavar (Kanara) worked during the year.



The bangle industry at Ghodgeri (Belgaum), in two villages of Bijapur and in the Khed and Chiplun Talukas of Ratnagiri did well.

Baked cashew nuts to the value of about five lakhs were exported from Malvan, where the work is carried on as a cottage industry.

**Sind.**—Unfavourable economic conditions re-acted on local industries which are few in number. The rice husking factories suffered from lack of work. The Sat Narain Power Weaving Mill at Shikarpur closed down and the hand weaving and spinning factories received a serious setback. The Khadi concerns are closing for want of popular support. The leather tannery and dyeing industry showed signs of decay while other minor industries such as metal work at Ghotki and Daharki, lacquer earthenware and Pan Grass industries were also affected.

Manufacturers of coarse woollen rugs and cloth however did well, as the demand for these articles increased. Oil and Sugar-cane Pressing industries also prospered. Two new industries were opened during the year in the Karachi district, one for the manufacture of glass at Jungshahi and the other for the manufacture of Mangalore Tiles at Budhapur.

**Bombay Suburban Division.**—Owing to its proximity to Bombay the district has various industries worked either with power or by manual labour.

Many of the people from Bombay to avoid the congestion of the City have moved to the South Salsette Taluka and many industries have been started on the Bombay model and intimately connected with the Bombay trade.

The tanneries at Kurla, Kole Kalyan, Chembur and Shahar are steadily progressing. Allied to this industry there are some dye houses at Kurla and Chembur in which yarns are dyed and sent to Bombay for further use. The glass factory at Kurla produces fairly good material for general use.

Owing to extensive building operations in the district as well as in Bombay the trade in lime, brick, stone and other building materials was brisk and on a large scale, Malvani, Gorai and Dharvli being the chief centres of this trade, owing to the abundance of raw material and transport facilities by sea motor lorries and rail.

#### TRADE AND INDUSTRIES

As many as 6,000 people are working on the salt pans situated at Goregaon, Ghatkoper, Mahul, Malvani, Bhandup and Trombay.

The Spinning and Weaving Mills at Kurla are a big concern worked by steam power. At Ghatkoper there is one large Mill also worked by steam power where tapes are manufactured for which there is a great demand. Besides this mill there are two litho presses. The two bone-crushing Mills, one at Bhandup and the other at Hariali, had a good year. Large work-shops have been built at Mulund by Messrs. Braithwaite and Company where a number of hands are employed in making steel pipes for the new water-supply to Bombay.

## APPENDIX I

### RESERVED SUBJECTS

- (1) Water supplies, irrigation and canals, drainage and embankments, water storage and water power.
- (2) Land Revenue Administration.
- (3) Famine Relief.
- (4) Land Acquisition.
- (5) Administration of Justice.
- (6) Provincial Law Reports.
- (7) Administrators-General and Official Trustees.
- (8) Non-judicial stamps ; judicial stamps.
- (9) Development of mineral resources which are Government property
- (10) Industrial matters, included under the following heads :—
  - (a) Factories ;
  - (b) Settlement of labour disputes ;
  - (c) Electricity ;
  - (d) Boilers ;
  - (e) Gas ;
  - (f) Smoke Nuisances ; and
  - (g) Welfare of labour and housing.
- (11) Ports (with certain exceptions).
- (12) Inland water-ways, including shipping and navigation, not declared central subjects.
- (13) Police, including railway police.
- (14)
  - (a) Regulation of betting and gambling ;
  - (b) Prevention of cruelty to animals ;
  - (c) Protection of wild birds and animals ;
  - (d) Control of poisons ;
  - (e) Control of motor vehicles ; and
  - (f) Control of dramatic performances and cinematographs.
- (15) Control of newspapers, books and printing presses.
- (16) Coroners.
- (17) Excluded Areas.
- (18) Criminal Tribes.
- (19) European vagrancy.
- (20) Prisons, prisoners (except State prisoners) and reformatories.
- (21) Pounds and prevention of cattle trespass.
- (22) Treasure trove.
- (23) Provincial Government Presses.
- (24) Elections, Indian and Provincial.
- (25) Regulation of medical and other professional qualifications and standards.
- (26) Local Fund Audit.

## APPENDICES

- (27) Control of members of all-India and provincial services serving within the province and control of public services within the province other than all-India services.
- (28) Sources of provincial revenue—
  - (a) taxes included in the Schedules to the Scheduled Taxes Rules, or
  - (b) taxes, not included in those Schedules, which are imposed by or under provincial legislation which has received the previous sanction of the Governor General.
- (29) Borrowing of money on the sole credit of the province.

## TRANSFERRED SUBJECTS

- (1) Local Self-Government (except Cantonments).
- (2) Medical administration.
- (3) Public health, sanitation and vital statistics.
- (4) Pilgrimages within British India.
- (5) Education (with some exceptions).
- (6) Public Works—
  - (a) Construction and maintenance of provincial buildings.
  - (b) Roads, bridges, ferries, etc.
  - (c) Tramways within municipal areas.
  - (d) Light and feeder-railways and extra-municipal tramways for which provision is made by provincial legislation.
- (7) Agriculture.
- (8) Civil Veterinary Department.
- (9) Fisheries.
- (10) Co-operative Societies.
- (11) Forests.
- (12) Excise.
- (13) Registration of deeds and documents.
- (14) Registration of births, deaths and marriages.
- (15) Religious and Charitable Endowments.
- (16) Development of industries, including industrial research and technical education.
- (17) Stores and stationery required for transferred Departments.
- (18) Adulteration of food-stuffs and other articles.
- (19) Weights and measures.
- (20) Libraries and museums (with certain exceptions).

## APPENDICES

### APPENDIX II

#### List of official Reports used in the compilation of this Volume

#### PART II

##### CHAPTER I

###### INDIAN STATES

Annual Reports of the Indian States referred to in the Chapter and of Aden for the year 1922-23.

##### CHAPTER II

###### LAND RECORDS

Annual Report of the Department of Land Records in the Bombay Presidency (including Sind), Report of the Talukdari Settlement Officer, and the Report on the Administration of Incumbered Estates in Sind for the year 1922-23.

##### CHAPTER III

###### LAW AND JUSTICE

Report on the Administration of Civil and Criminal Justice in the Bombay Presidency for the year 1922, Report on the Administration of the Registration Department for the years 1920-22, the Annual Report of the Registrar of Companies for the year 1922-23, and Proceedings of the Bombay Legislative Council.

##### CHAPTER IV

###### POLICE AND CRIME

Annual Reports on the Bombay District Police and the Bombay City Police, Administration Reports on Government Workhouses, Administration Report of the Bombay Jail Department and the Report on the working of the Criminal Tribes Act in the Bombay Presidency for the year 1922.

##### CHAPTER V

###### AGRICULTURE, WEATHER AND CROPS

The Season and Crop Report of the Bombay Presidency, the Report of the Department of Agriculture, Land Revenue Administration Report of the Bombay Presidency, including Sind, Annual Report on the Working of Co-operative Societies in the Bombay Presidency, Annual Report on Forests, Note on the Weather of the Bombay Presidency and the Annual Report of the Empress and Bund Gardens, Poona, for the year 1922-23.

## APPENDICES

### CHAPTER VI

#### TRADE AND COMMERCE

Annual Report of the Department of Industries for the year 1922-23, Annual Factory Report of the Bombay Presidency for the year 1922, Report on the Administration of the Bombay Boiler Inspection Department, Annual Report of the Bombay Smoke Nuisances Commission, Annual Report on the Sea-borne Trade and Customs Administration of the Bombay Presidency, Report on the Maritime Trade of the Province of Sind, Report on the Trade and Navigation of the Port of Aden, and Annual Reports on Shipping Offices for the year 1922-23.

### CHAPTER VII

#### PUBLIC WORKS DEPARTMENT

Administration Report of the Public Works Department for the year 1922-23.

### CHAPTER VIII

#### VITAL STATISTICS AND MEDICAL RELIEF

Annual Report of the Director of Public Health for the Government of Bombay for the year 1922, Triennial Report on Civil Hospitals and Dispensaries for the years 1920-22, Annual Report of the Bombay Bacteriological Laboratory and Report on Mental Hospitals for the year 1922, Triennial Report on Vaccination in the Bombay Presidency for the years 1920-21, 1921-22 and 1922-23, Annual Reports of the Chemical Analysts to Government, Bombay and Sind, for the year 1922, and Annual Administration Report of the Civil Veterinary Department in the Bombay Presidency including Sind for the year 1922-23.

### CHAPTER IX

#### LOCAL SELF-GOVERNMENT

Report on Municipal Taxation and Expenditure for the Bombay Presidency including Sind, Administration Report of the Municipal Commissioner for the City of Bombay, the Annual Report on Local Boards in the Bombay Presidency, Administration Report of the City of Bombay Improvement Trust and Annual Reports on Port Trusts for the year 1922-23.

### CHAPTER X

#### COLLECTION OF REVENUE AND FINANCIAL REVIEW

Annual Report on the Sea-borne Trade and Customs Administration of the Bombay Presidency, Report on the Maritime Trade of the Province of Sind, Reports on the Administration of the Salt Department of the Bombay Presidency and in Sind, Reports on the Administration of the Excise Department in the Bombay Presidency, Sind and Aden, Annual Report of the Stamp Department in the Bombay Presidency and Sind, and the Annual Report on Income Tax for the year 1922-23.

## APPENDICES

### CHAPTER XI

#### INSTRUCTION

Report of the Director of Public Instruction in the Bombay Presidency for the year 1922-23, Report of the Reformatory School at Yeravda and the Report of the Royal Asiatic Society (Bombay Branch) for the year 1922, Administration Report of the Municipal Commissioner for the City of Bombay, and the Annual Report of the Victoria Museum, Karachi, for the year 1922-23.

### CHAPTER XII

#### ARCHÆOLOGY

Progress Report of the Archæological Survey of India, Western Circle, for the year 1922-23.

### CHAPTER XIII

#### MISCELLANEOUS

Administration Reports for the Diocese of Bombay and of the Presidency Senior Chaplain, Church of Scotland, Bombay Presidency, Annual Report on Government Printing and Stationery, and the Report on the working of the Development Department for the year 1922-23 and the Annual Reports of the Bombay and Karachi Societies for the Prevention of Cruelty to Animals for the years 1922 and 1922-23, respectively.

APPENDICES

APPENDIX III

GOVERNOR AND PRESIDENT OF THE COUNCIL, 1922-23

His Excellency Sir George Ambrose Lloyd, G.C.I.E., D.S.O.

MEMBERS OF COUNCIL, 1922-23

- \*The Honourable Sir Ibrahim Rahimtoola .. Revenue Member.
- The Honourable Sir M. H. W. Hayward .. Home Member.
- The Honourable Sir C. H. Setalvad .. General Member.
- The Honourable Mr. H. S. Lawrence .. Finance Member.

MINISTERS, 1922-23

- The Honourable Khan Bahadur Shaikh Ghulam Husain Hidayatallah .. Minister of Local Self-Government.
- The Honourable Mr. C. V. Mehta .. Minister of Forests and Excise.
- The Honourable Dr. R. P. Paranjpye .. Minister of Education.

\* Vacated office on 17th March 1923.



# INDEX

[Parts I and II have separate paging.]

	PAGE		PAGE
<b>ACTS—</b>		Work of Department of	82
(See also "Legislative Council.")		Agricultural College . . . . .	86
Aden Port Trust Amendment . . . . .	33	"    Research . . . . .	84
Bombay Cotton Contracts Control		"    Education . . . . .	86
(War Provisions) . . . . .	32	"    Engineering . . . . .	87
Bombay Port Trust Amendment . . . . .	35	"    Schools . . . . .	86
Bombay Prevention of Gambling		<b>AKALKOT . . . . .</b>	<b>12</b>
Amendment . . . . .	33	<b>AMRITSHAR CONGRESS OF 1919 . . . . .</b>	<b>ii</b>
Bombay Primary Education . . . . .	35	<b>ARCHAEOLOGY . . . . .</b>	<b>217</b>
Bombay Rent (War Restrictions)		<b>ARBORICULTURE . . . . .</b>	<b>147</b>
Amendment . . . . .	35	<b>AUNDH . . . . .</b>	<b>11</b>
Bombay Salt Amendment . . . . .	34	<b>AUXILIARY FORCE—</b>	
City of Bombay Municipal Amend-		Belgium . . . . .	229
ment (Bom. VI of 1922) . . . . .	33	Bombay . . . . .	229
Court Fees Amendment . . . . .	32	Hubli . . . . .	229
Court of Wards . . . . .	24	Karachi . . . . .	230
Entertainments . . . . .	34	Kirkee . . . . .	229
Gujarat Talukdars . . . . .	23	Parol . . . . .	229
Identification of Prisoners Amend-		Ponna . . . . .	229
ment . . . . .	34	<b>BALASINOR . . . . .</b>	<b>6</b>
Indian Stamp Amendment . . . . .	32	<b>BANSDA . . . . .</b>	<b>8</b>
Karachi Vaccination Amendment . . . . .	33	<b>BARIA . . . . .</b>	<b>6</b>
Local Boards Amendment . . . . .	35	<b>BHAYNAGAR . . . . .</b>	<b>3</b>
Mahul Creek Extinguishment of		<b>BHILS . . . . .</b>	<b>5-6</b>
Rights . . . . .	33	<b>BHON . . . . .</b>	<b>12</b>
Mata-dars Amendment . . . . .	33	<b>BILLS. (See "Legislative Council.")</b>	
Opium Amendment . . . . .	34	<b>BHITRI . . . . .</b>	<b>156</b>
Prevention of Cruelty to Animals		<b>BACTERIOLOGICAL LABORATORY, BOMBAY.</b>	<b>165</b>
Amendment . . . . .	34	<b>BOMBAY IMPROVEMENT TRUST . . . . .</b>	<b>177</b>
Prince of Wales Museum Amendment		<b>BOMBAY NATURAL HISTORY SOCIETY . . . . .</b>	<b>216</b>
Regulation and Control of transactions		<b>BOMBAY PORT TRUST . . . . .</b>	<b>179</b>
in cotton in Bombay . . . . .	34	<b>BOMBAY UNIVERSITY TRAINING CORPS . . . . .</b>	<b>229</b>
Sind Incumbered Estates . . . . .	23	<b>BOOKS : published in 1922 . . . . .</b>	<b>213</b>
<b>ACWORTH LEPROSY ASYLUM . . . . .</b>	<b>168</b>	<b>BOYCOTT OF COUNCILS . . . . .</b>	<b>ii, iii</b>
<b>ADEN—</b>			
Annual Report . . . . .	15		
Port Trust . . . . .	181		
Excise . . . . .	199		
Salt . . . . .	198		
<b>ADVANCES TO CULTIVATORS . . . . .</b>	<b>231</b>		
<b>AGRICULTURE—</b>			
Condition of population . . . . .	81		
Demonstration and propaganda . . . . .	86		
Engineering . . . . .	87		
Improvement in Cattle . . . . .	87		
"    "    Cultivation . . . . .	86		
"    "    Implements . . . . .	86		
Organisation of Department . . . . .	82		
Pests and blights . . . . .	86		
Propaganda . . . . .	83		
Selection and breeding . . . . .	84		
Summary of year's work . . . . .	xi, xii		

# INDEX

	PAGE		PAGE
CALCUTTA CONGRESS . . . . .	i	CUSTOMS—	
CAMBAY . . . . .	7	Administration . . . . .	192
CHEMICAL ANALYSERS . . . . .	167	Bombay . . . . .	115-130, 192
CHHOTA UDEPUR . . . . .	6	Karachi . . . . .	134-141
CHOLERA . . . . .	160	Land—	194
CIVIL DISOBEDIENCE . . . . .	ii, iii, iv	Indian Merchandise Marks Act . . . . .	194
CIVIL COURT DECREES . . . . .	42	Sind . . . . .	133-141, 194
COLLECTORS—		CUTCH . . . . .	2
Deputy Collectors . . . . .	184-185	DANGS . . . . .	8
Districts . . . . .	185	DANTA . . . . .	5
Duties of . . . . .	185	DAS, MR. C. R. . . . .	iii
COMMISSIONERS—		DEATH : Causes of . . . . .	158
Divisions . . . . .	185	DECCAN—	
Duties of . . . . .	185	Irrigation . . . . .	151
CO-OPERATIVE MOVEMENT—		DEVELOPMENT DEPARTMENT—	
Banks . . . . .	103, 105	Activities of the → . . . . .	222
Bombay Provincial Co-operative Bank . . . . .	103	Summary of year's work . . . . .	xxi
Capital . . . . .	102	DHARAMPUR . . . . .	8
Consumers' Movement . . . . .	104	DHRANGADHRA . . . . .	3
Co-operative Bill . . . . .	105	DHROL . . . . .	3
Growth of . . . . .	102	DISPENSARIES . . . . .	161
Hostel . . . . .	104	ECCLESIASTICAL JURISDICTION—	
Housing Societies . . . . .	104	Church of England . . . . .	219
Organisation of . . . . .	101	Church of Scotland . . . . .	219
Summary of year's work . . . . .	xix	EDUCATION—	
Weavers' Societies . . . . .	105	Aboriginal and Hill Tribes . . . . .	211
Women Members . . . . .	103	Arts Colleges . . . . .	209
COTTON DUTIES . . . . .	203	Department of — . . . . .	207
CRIMINAL TRIBES . . . . .	69	Depressed Classes . . . . .	211
CRIMINAL TRIBES SETTLEMENTS—		Expenditure on — . . . . .	209
Dandeli . . . . .	70	High Schools . . . . .	210
Gadag . . . . .	70	Muhammadian . . . . .	211
Gokak Falls . . . . .	70	Middle Schools . . . . .	210
Hubli . . . . .	70	In Arts . . . . .	209
Khanapur . . . . .	70	In Indian States . . . . .	2-15
Sholapur . . . . .	70	Intermediate Classes . . . . .	211
Berads . . . . .	73	Primary . . . . .	210
Bhat Women . . . . .	70	Professional . . . . .	210
Convictions . . . . .	72	Reformatory Schools . . . . .	211
Education . . . . .	71	Secondary . . . . .	210
Housing . . . . .	70	Summary of year's work . . . . .	xiii
Manual Training . . . . .	72	System of — in Presidency . . . . .	207
Sanitation . . . . .	71	Technical and Industrial . . . . .	208, 210
CROPPED AREA : Statistics of . . . . .	78	Text Books Committee . . . . .	208
CROPS—		Training Schools . . . . .	211
Bajri . . . . .	78	Universities . . . . .	207, 209
Cotton . . . . .	79	EMIGRATION . . . . .	169
Jowar . . . . .	78	ENTRY INTO COUNCIL . . . . .	ii
Oilseeds . . . . .	79		
Rice . . . . .	79		
Wheat . . . . .	79		
Nature of — grown in Presidency . . . . .	77		

## INDEX

	PAGE		PAGE
<b>EXCISE—</b>		Indus River Commission . . . . .	150
Administration of — Department . . . . .	199	Lloyd Dam . . . . .	188
Closing of liquor shops . . . . .	200	Mhaswad Tank . . . . .	152
Expenditure . . . . .	202	Mutha Canal . . . . .	151
Revenue . . . . .	202	Nira Right Bank Canal . . . . .	153
Summary of year's work . . . . .	xviii	Northern Division . . . . .	151
<b>EXTREMIST PARTY . . . . .</b>	<b>vi</b>	Pravara River Works . . . . .	153
<b>FACTORIES . . . . .</b>	<b>111</b>	Scientific Investigation . . . . .	153
<b>FINANCE . . . . .</b>	<b>vii</b>	Sind . . . . .	149
<b>FISHERIES . . . . .</b>	<b>110</b>	Southern Division . . . . .	154
<b>FORESTS . . . . .</b>	<b>97</b>	Sukkur Barrage . . . . .	150
<b>FUNDS—</b>		Summary of year's work . . . . .	xxi
Cantonment, Charitable, District, Marine, Medical, Mounted Police and Port . . . . .	206	<b>JAILS—</b>	
<b>GANDHI, Mr. M. K. . . . .</b>	<b>i, ii, iii, v</b>	Classes of . . . . .	64
<b>GAYA CONGRESS DECISION . . . . .</b>	<b>iii</b>	Expenditure . . . . .	69
<b>GONDAL . . . . .</b>	<b>3</b>	Health and Diet . . . . .	67-68
<b>GOVERNMENT—</b>		Medical attention . . . . .	68
Members of — . . . . . (Appendix III)	241	Political Prisoners . . . . .	66
<b>GOVERNMENT MALE AND FEMALE WORK   HOUSES . . . . .</b>	<b>63</b>	Report on . . . . .	64
<b>HORTICULTURE . . . . .</b>	<b>106</b>	<b>JAMKHANDI . . . . .</b>	<b>13</b>
<b>HOSPITALS . . . . .</b>	<b>161</b>	<b>JANJIRA . . . . .</b>	<b>10</b>
<b>IDAR . . . . .</b>	<b>5</b>	<b>JATH . . . . .</b>	<b>12</b>
<b>IMMIGRATION . . . . .</b>	<b>169</b>	<b>JAWHAR . . . . .</b>	<b>9</b>
<b>INCHCAPE COMMITTEE . . . . .</b>	<b>vi</b>	<b>JOINT STOCK COMPANIES . . . . .</b>	<b>45</b>
<b>INCOME TAX . . . . .</b>	<b>205</b>	<b>JUNAGADH . . . . .</b>	<b>3</b>
<b>INCUMBERED ESTATES IN SIND (see also   " Acts ") . . . . .</b>	<b>23, 28</b>	<b>JUSTICE—</b>	
<b>INDIAN STATES . . . . .</b>	<b>1-15</b>	Administration of . . . . .	38
<b>INDIAN TERRITORIAL FORCE . . . . .</b>	<b>229</b>	Civil, 1922 . . . . .	41
<b>INDUSTRIES . . . . .</b>	<b>108, 232</b>	Criminal, 1922 . . . . .	42
<b>INFANT MORTALITY . . . . .</b>	<b>158</b>	Criminal Courts . . . . .	40
<b>IRRIGATED AREA . . . . .</b>	<b>80</b>	High Court . . . . .	38
<b>IRRIGATION—</b>		Mofussil Courts . . . . .	38
Central Division . . . . .	151	Small Causes Court . . . . .	39
Deccan and Gujarat . . . . .	151	<b>KHAIRPUR . . . . .</b>	<b>14</b>
General . . . . .	148	<b>KHILAFAT MOVEMENT . . . . .</b>	<b>7, iv</b>
Godavari Canal . . . . .	152	<b>KOLHAPUR . . . . .</b>	<b>12</b>
Indus Left Bank Division . . . . .	149	<b>KURUNDWAD (JUNIOR) . . . . .</b>	<b>13</b>
Indus Right Bank Division . . . . .	149	<b>KURUNDWAD (SENIOR) . . . . .</b>	<b>13</b>
		<b>LABOUR—</b>	
		Agricultural . . . . .	94
		Skilled . . . . .	96
		Unskilled . . . . .	95
		<b>LABOUR OFFICE . . . . .</b>	<b>144</b>
		<b>LAND RECORDS—</b>	
		Department of . . . . .	16
		Functions . . . . .	16, 24
		Central Division . . . . .	25
		Northern Division . . . . .	25
		Organization of . . . . .	16
		Sind . . . . .	26
		Southern Division . . . . .	25

## INDEX

	PAGE		PAGE
LAND TENURE (see also "Record of Rights")—		NAWANAGAR . . . . .	3
In Sind . . . . .	22	NEWSPAPERS : Statistics relating to . . . . .	214
System of . . . . .	21	NO-CHANGE PARTY . . . . .	iii, iv
LEGISLATION . . . . .	xiv, 32	NON-CO-OPERATION . . . . .	i, ii, iii, iv, v
LEGISLATIVE COUNCIL—		PALANPUR . . . . .	4
Acts passed by . . . . .	32	PALITANA . . . . .	3
Bills before the . . . . .	30	PHALTAN . . . . .	11
Budget . . . . .	31, 36	PLAGUE . . . . .	159
Composition of . . . . .	29	POLICE—	
Powers of . . . . .	30	Aden . . . . .	62
Resolutions by . . . . .	36	Bombay City . . . . .	56
LIBERAL PARTY . . . . .	vi, vii	Criminal Investigation . . . . .	49, 54
LIMBDI . . . . .	3	Finger Print Bureau . . . . .	54
LITERARY SOCIETIES . . . . .	214	Miscellaneous Duties . . . . .	54
LLOYD GEORGE, MR.—		Mofussil . . . . .	49
(Steel Frame Speech) . . . . .	iv, v	Organisation of . . . . .	47
LOCAL SELF-GOVERNMENT—		Pathan Menace . . . . .	60
District Boards . . . . .	175	Railway . . . . .	49
Duties of Local Boards . . . . .	176	Sind . . . . .	49
Expenditure of . . . . .	176	Summary of year's work . . . . .	xv, xvi
Membership . . . . .	175	Village . . . . .	61
Municipalities . . . . .	171	POLITICAL CONTROVERSIES . . . . .	iv
Powers of Local Boards . . . . .	176	PORBANDAR . . . . .	3
Taluka Boards . . . . .	175	PREVENTION OF CRUELTY TO ANIMALS—	
Women Members . . . . .	176	Bombay and Karachi Societies. . . . .	230
LUNAVADA . . . . .	6	PRICES . . . . .	91
MAMARASHTRA NATIONALISTS . . . . .	ii	PRINCE OF WALES MUSEUM . . . . .	215
MAHARASHTRA PROVINCIAL CONGRESS CONFERENCE . . . . .	ii, iii	PRINTING, GOVERNMENT PRESSES . . . . .	222
MAHI KANTHA . . . . .	5	PUBLIC HEALTH . . . . .	xvi, 156-160
MENTAL HOSPITALS . . . . .	168	PUBLIC GARDENS—	
MIRAJ (JUNIOR) . . . . .	13	Bombay Municipal Gardens . . . . .	106
MIRAJ (SENIOR) . . . . .	13	Bund Gardens, Poona . . . . .	106
MODERATE PARTY . . . . .	vi	Empress Garden, Poona . . . . .	106
MORVI . . . . .	3	PUBLIC WORKS—	
MUDHOL . . . . .	13	Administration . . . . .	146
MUNICIPALITIES—		Arboriculture . . . . .	147
Bombay . . . . .	173	Communications . . . . .	147
Functions and duties of . . . . .	171	Electrical . . . . .	147
Income and Expenditure . . . . .	173	History of — Department . . . . .	146
Taxation in . . . . .	173	Provincial Services . . . . .	146
MUSEUMS . . . . .	215, 216	Summary of year's work . . . . .	xx
NATIONAL CONGRESS . . . . .	i	RADHANPUR . . . . .	4
NATIONAL VOLUNTEERS. (See "Non-Co-operation.")		RAILWAYS . . . . .	155
		RAJKOT . . . . .	4
		RAJPIPLA . . . . .	6
		RAMBURG . . . . .	13

## INDEX

	PAGE		PAGE
RECORD OF RIGHTS . . . . .	19	STATIONERY . . . . .	220
REFORMS SCHEME . . . . .	v, vi	SUKKUR BARRAGE . . . . .	150
REGISTRATION . . . . .	43	SURGANA . . . . .	9
RENT ACTS—		SURVEYS—	
Working of . . . . .	182	City . . . . .	27
In Aden . . . . .	183	Department . . . . .	17, 18
In Bombay . . . . .	182	Revenue . . . . .	17, 26
In Bombay Suburban District . . . . .	183	Revenue, history of . . . . .	17
In Karachi . . . . .	183	System of . . . . .	17
In Poona . . . . .	182	SWARAJ PARTY . . . . .	iii
In Thana . . . . .	183		
RESOLUTIONS. (See "Legislative Council")	36	TAKAYI. (See "Advances to Cultivators.")	
REVENUE—		TEXTILES—	
Administration of — Department . . . . .	184	Imports . . . . .	121
Divisions and Districts . . . . .	184	Exports . . . . .	127
How collected . . . . .	185	Cotton duties . . . . .	203
Land . . . . .	191	TILAK, MR. B. G. . . . .	ii
Public Works . . . . .	191	TOWN PLANNING . . . . .	224
Remissions of . . . . .	20	TRADE AND COMMERCE in 1922-23—	
REWA KANTHA . . . . .	5	Foreign . . . . .	} viii, 112-143
ROADS . . . . .	146	Coasting . . . . .	
ROYAL ASIATIC SOCIETY . . . . .	214	Imports . . . . .	
SACHIN . . . . .	8	Exports . . . . .	
SALT—		Bombay . . . . .	
Aden . . . . .	198	Karachi . . . . .	
Department . . . . .	195	Shipping . . . . .	
Revenue . . . . .	195	Sind . . . . .	
Sind . . . . .	198	Aden . . . . .	
Sources of . . . . .	196	TURKEY AND INDIAN MOBLERS . . . . .	iv
Summary of year's work . . . . .	xvii	VACCINATION . . . . .	163
SANGLI . . . . .	13	VENOMOUS SNAKES : Deaths from . . . . .	167
SANITATION . . . . .	162	VETERINARY . . . . .	166
SANT . . . . .	6	VICTORIA AND ALBERT MUSEUM, BOMBAY. . . . .	215
SATARA JAGHIRS . . . . .	11	VICTORIA MUSEUM, KARACHI . . . . .	216
SAVANTWADI . . . . .	11	WADHWAN . . . . .	4
SAVANUR . . . . .	14	WAGES . . . . .	91
SETTLEMENTS : Revision of . . . . .	27	WANKANER . . . . .	3
SHIPPING OFFICES . . . . .	143	WARDS AND OTHER ESTATES . . . . .	23
SITUATION IN KENYA . . . . .	vi	WASTE LANDS . . . . .	28
SOUTHERN MARATHA COUNTRY STATES . . . . .	13	WEATHER : Note on the . . . . .	89
STAMPS . . . . .	204	WILD ANIMALS—	
		Deaths from . . . . .	167