

EDUCATION
IN
UNIVERSITIES IN INDIA

1964-65

A STATISTICAL SURVEY



MINISTRY OF EDUCATION
GOVERNMENT OF INDIA

CONTENTS

	PAGES
Chapter I—General Survey	1—10
Chapter II—Statistical Survey	11—38
Statistical Tables 1964-65—	
I-A—Universities in India—Jurisdiction, Type and Faculties	40—45
I-B—Medium of Instruction and Examinations in Universities	46—49
II-A—Number of University Teaching Departments by Type of Education	50—55
II-B—List of University Teaching Departments	56—63
III-A—Number of University Teaching Departments and Colleges	64—65
III-B—Distribution of Colleges by Management	66—67
IV-A—Number of Colleges by Type of Education	68—76
IV-B—Colleges for General and Professional Education having courses in General Education and Professional Education	77—82
V—Enrolment in University Teaching Departments and Colleges	83—85
VI-A—Enrolment in University Teaching Departments and Colleges by type of Education	86—100
VI-B—Number of Students belonging to Scheduled Castes and Scheduled Tribes in University Teaching Departments and Colleges	101—115
VII—Enrolment in University Teaching Departments and Colleges by Standard—	
A—Arts	116—118
B—Science	119—121
C—Home Science	122
D—Others (General Education)	123
E—Agriculture	124—125
F—Commerce	126—127
G—Education (Teachers' Training)	128—129
H—Engineering and Technology	130—137
I—Law	138—139
J—Medicine—	
(a) Allopathy	140—141
(b) Ayurvedic	142
(c) Unani/Tibbia	142
(d) Dentistry	143
(e) Nursing	143
(f) Pharmæ	144
K—Veterinary Science	145

	PAGES
VII—Enrolment etc.—<i>contd.</i>	
L—Fine Arts—	
(a) Music and Dancing	146
(b) Others	146
M—Physical Education	147
N—Other Miscellaneous (Professional Education)	148—149
O—Other Education (Oriental Studies)	150
VIII—Number of Students belonging to Scheduled Castes and Scheduled Tribes in University Teaching Departments and Colleges by Standard—	
A—Arts	151—152
B—Science	153—154
C—Home Science	155
D—Others (General Education)	155
E—Agriculture	156—157
F—Commerce	158—159
G—Education (Teachers' Training)	160—161
H—Engineering & Technology	162—169
I—Law	170—171
J—Medicine—	
(a) Allopathy	171
(b) Ayurveda	172
(c) Dentistry	172
(d) Nursing	173
(e) Pharmacy	173
K—Veterinary Science	174
L—Fine Arts—	
(a) Music & Dancing	174
(b) Others	175
M—Physical Education	175
N—Other Miscellaneous (Professional Education)	176
O—Other Education (Oriental Studies)	176
IX-A—Enrolment in Post-Graduate Arts Subjects in University Teaching Departments and Colleges	177—180
IX-B—Enrolment in Post-Graduate Science Subjects in University Teaching Departments and Colleges	181—184
X-A—Intake to Professional First Degree Courses in University Teaching Departments and Colleges	185—196
X-B—Intake to Professional Post-Graduate Courses in University Teaching Departments and Colleges	197—209
X-C—Intake to Professional Diploma and Certificate courses in University Teaching Departments and Colleges	210—221
XI-A—Number of Foreign Students in Indian Universities by Country	222—231
XI-B—Number of Foreign Students in Indian Universities by Type of Education	232—233
XI-C—Number of Foreign Students in Indian Universities by Source of Finance	234—235
XII—Number of Teachers in University Teaching Departments and Colleges	236—238
XIII—Number of Teachers in University Teaching Departments and Colleges by Type of Education	239—244

	PAGES
XIV—Distribution of Teachers by Basic Pay Drawn—	
A—University Teaching Departments	245—247
B—University/Constituent Colleges	248—250
C—Affiliated/Associated Colleges	251—252
XV.A—Pay Scales of Teachers in University Teaching Departments and University/Constituent Colleges	253—256
XV.B—Pay Scales of Teachers in Affiliated /Associated Colleges	257—259
XVI—Examination Results (Standard-wise)	260—263
XVII—Examination Results by Type of Education and by Level—	
A—Arts	264—268
B—Science	268—273
C—(i) Pre-University—Agriculture and Commerce	274
(ii) Pre-Professional—Agriculture, Engineering and Technology; Medicine, Veterinary Science and others	275—276
D—Agriculture	277—279
E—Commerce	280—281
F—Education (Teachers' Training)	282—284
G—Engineering and Technology	285—292
H—Law	293—294
I—Medicine	294—302
J—Veterinary Science	302—303
K—Physical Education	303
L—Other Miscellaneous Degree Examinations (General & Professional Education)	304—305
M—Other Miscellaneous Examinations (Other Education)	306
XVIII—Statistics of Scholarships, Stipends, Other Financial Assistance and Free student-ships in University Teaching Departments and Colleges—	
A—Number of Beneficiaries	307—331
B—Amount Disbursed (in Rupees)	332—348
C—Amount Foregone (in Rupees)	349—354
XIX—Income of Universities and their Colleges	355—357
XX—Expenditure of Universities and their Colleges	358—363
XXI—Statistics of Libraries of Universities and Colleges	364—377
XXII—Hostel Facilities Available in Universities and Colleges	378—389
XXIII.A—Number of Evening/Morning Colleges/Courses	390
XXIII.B—Enrolment in Evening/Morning Colleges/Courses	391—392
XXIII.C—Teachers in Evening/Morning Colleges/Courses	393—394

LIST OF ILLUSTRATIONS

	Facing Page
1. Progress of University Education	14
2. Number of Students Receiving General Education	18
3. Number of Students Receiving Professional Education	20
4. University and College Teachers by Salary Groups	26
5. Output of Graduates	28
6. Progress of Income and Expenditure	32
7. University and College Finances (Recurring)	34

CHAPTER I

GENERAL SURVEY

In the field of higher education, the Union Ministry of Education is responsible for the maintenance of the four Central Universities and a few other institutions of national importance and is responsible for the co-ordination and maintenance of standards of higher education all over the country through the University Grants Commission. The year 1964-65, fourth year of the Third Five Year Plan, witnessed a significant expansion of higher education in the country. The number of universities and deemed to be universities increased to 71 and several new colleges came into existence. U.G.C. played significant part in the promotion and co-ordination of university education, determination and maintenance of standards of teaching, and examination and development of research in universities. Several academic programmes were initiated and assistance provided by the University Grants Commission to the Universities for developmental activities. This resulted in the increase in the number of institutions of higher education, expansion in the enrolment in various fields of higher education and improvement in the quality of education. The University Grants Commission besides assisting the State Universities contributed liberally towards the improvement of salary scales of teachers, construction of students hostels and staff quarters and instituting fellowships and scholarships for post-graduate studies. The Central Universities were given full grants by the University Grants Commission for their maintenance and also for various development projects approved by the Commission.

During 1964-65, a sum of Rs. 14.31 crores was made available to the University Grants Commission for plan and non-plan purposes including Rs. 14.06 crores given by the Central Ministry of Education. Out of this, Rs. 9.81 crores was spent on plan projects and Rs. 4.30 crores on non-plan projects during the year.

An account of the activities of the Central Government (including Universities Grants Commission) in the field of University Education during the year 1964-65 is given below:—

2. *New Universities*

During the year under review, one University, Jawaharlal Nehru Krishi Vishwavidyalaya, Jabalpur, came into being, making a total of 62 Universities in the country. The University of Agricultural Sciences (Hebbal) Bangalore, could not supply statistics for the year 1964-65. Therefore, the statistical data presented gives information in respect of 61 universities only.

Besides, under Section 3 of the University Grants Commission Act, the Tata Institute of Social Sciences, Bombay and the Birla Institute of Technology, Pilani were declared as institutions deemed as universities, raising the total number of institutions deemed as universities to 9.

The University Grants Commission accepted the proposal for the establishment of two new universities, one in South Gujarat and the other in Saurashtra.

3. Central Universities

The four Central Universities *viz.* Aligarh Muslim University, Banaras Hindu University, Delhi University and Visva Bharati University, continued to receive from U.G.C. the maintenance grants as well as grants for schemes relating to improvement of university campus, the construction of administrative buildings and the provision of essential services.

The recommendations of the U.G.C. regarding the introduction of schemes relating to contributory provident fund-cum-gratuity and general provident fund-cum-pension-cum-gratuity in the Central Universities and the Indian Institute of Science, Bangalore were accepted by the Government of India. Ministry of Education and communicated to the institutions concerned to work out the details in case the schemes were acceptable to them.

In order to make adequate provision for the large and fast increasing student population of Delhi for Higher Education, a bill for the establishment of Jawaharlal Nehru University in New Delhi was introduced in the Parliament on 24th December, 1964.

The significant achievements made by the four existing Central Universities in both the directions of expansion and improvement of quality of education are indicated below:—

Aligarh Muslim University

The recommendations of the Committee appointed to assess the requirements of the Medical Colleges for the University were accepted. The establishment of a number of new Departments in the Faculty of Medicine was approved. The Department of Sanskrit and Hindi was split up into two separate Departments.

Banaras Hindu University

The recommendations of the Visiting Committee appointed to examine the question of development of the Faculty of Law were accepted and additional staff sanctioned. The proposal of the University for establishment of a separate Faculty of Commerce were agreed to by the University Grants Commission subject to certain conditions and is now under consideration of the Government. The proposal of the University for the establishment of a rural health centre and an 'urban practice field' to provide training facilities for students in college of medical sciences was accepted by the University Grants Commission and the necessary staff for the purpose was sanctioned. The University Grants Commission agreed to the establishment of a radio-therapeutic unit in the college of medical sciences as recommended by the Atomic Energy Commission and decided to provide necessary grants for the purpose.

Several new courses were introduced. These included M.Sc. (Elect. Engg.), M.Sc. (Mech. Engg.), M.Sc. (Civil Engg.) and Certificate in Japanese Language. Besides, the subject of Kermatak Music was introduced in Diploma in Music Course.

Delhi University

The proposals for the establishment of the Faculty of Mathematics and two new Departments of Psychology and Geology were approved. The Study

Group comprising of the representatives of the Ministry of Education, the University Grants Commission and University of Delhi, which was set up to consider the question of opening new colleges in Delhi, recommended opening of five new colleges during current academic year. The recommendation was accepted by the Ministry of Education and colleges set up. A two year's certificate course in Chinese Studies was instituted.

Visva Bharati University

The University's proposals were approved for the introduction of the new courses *viz.*, B.A. (Hons.) in comparative Religion and (ii) B.Sc. (Hons) in Botany and Zoology.

4. *Conference of Principals of Colleges*

A Conference of principals of colleges was convened by University Grants Commission on May 8 and 9, 1964 to discuss problems relating to collegiate education. The report of the proceedings of the Conference which was attended by sixty three principals from colleges, members of University Grants Commission and representatives of the Planning Commission and the Ministry of Education has since been published.

5. *Committee on Standards*

The Committee on standards which was appointed in 1961 by University Grants Commission to undertake a systematic and objective study of the academic standards in Indian Universities and to make suggestions for their further improvement, finalised and produced a comprehensive report. The Committee has emphasised that there is much cause for dis-satisfaction with the prevailing standards of instructions and academic achievement and made *inter alia* a number of suggestions like (i) admitting only those students to universities/research courses who have the necessary aptitude and ability for higher studies/research, (ii) relieving pressure on the existing institutions by instituting correspondence courses and evening classes, (iii) providing two streams of undergraduate education *viz.*, pass and honours courses, (iv) reorganising pre-university courses with special attention to the teaching of English, (v) developing post-graduate education in the colleges by organising it in places where at least three or four colleges may pool their resources of equipment and teaching personnel, (vi) providing suitable salaries, conditions of service and incentives for university and college teachers, (vii) improvement in science teaching schools and colleges by revision of curricula in the light of modern developments; and a close co-ordination in the field of higher scientific education and research between university teaching departments and national laboratories, (viii) improvement in the methods of assessment and evaluation in internal and external examinations, (ix) provision of suitable grant-in-aid to regulate financial assistance to colleges, (x) raising substantially the present outlay on higher education, and expenditure per student to bring about improvement in the quality and standards of education, (xi) appointment of standing review committees by the universities to examine their syllabi, (xii) fulfilment of certain essential conditions for the establishment of colleges and (xiii) introducing an intermediate research degree before the Ph.D.

Committee on Collegiate Education

The Committee on Collegiate Education appointed in September, 1962 and reconstituted in April, 1964 to recommend measures necessary for improving collegiate education in arts, science, commerce and teacher training during the Fourth Plan period and to make suggestions regarding the effective utilisation of resources available for the purpose continued its deliberations during the year under review.

6. General Education Programmes

The University Grants Commission has suggested reorientation and modernisation of undergraduate studies with a view to give a correct orientation to the programmes of general education. The University Grants Commission accordingly sanctioned grants to various universities for holding seminars and conferences on general education, preparation of reading material, purchase of books and audio-visual equipment, etc.

The University Grants Commission convened a conference of the co-ordinators in general education designated by various universities on September 3 and 4, 1964. The Conference which was attended by 37 co-ordinators representing various universities and members of the Standing Advisory Committee on General Education made a number of observations and recommendations relating to modernising and rationalising the syllabi and courses of college education, application of better methods of teaching and learning, etc.

Committee on Area Studies

A Committee appointed under the Chairmanship of Shri B. Shiva Rao recommended that (i) regional studies of different parts of the world should be encouraged, particularly those with which India is directly and more intimately concerned. (ii) This should be organised in a few selected universities which should be kept down to the minimum in view of our limited resources in terms of personnel, foreign exchange, literary facilities, etc. The Committee further suggested that the area studies programmes should include as an essential feature the teaching of the languages of the areas concerned on modern lines and may be implemented by introducing optional groups of papers in social sciences with particular reference to the different areas selected for intensive studies with the help of a core staff consisting of an organiser or a coordinator and language teachers.

A Standing Committee has been appointed to advise the University Grants Commission regarding the development of area studies in the light of the suggestions mentioned above.

Three-year Degree Course

The recommendation of the University Education Committee appointed by the Government of Uttar Pradesh in 1961 that the three-year degree course for honours and pass students be introduced after a 12-year period of high school and intermediate education was accepted by the State Government but the latter, however, expressed its inability to implement the scheme unless cent per cent central assistance is made available. The matter is under discussion with the State Government.

During 1964-65, the colleges of Jammu and Kashmir University which had earlier introduced the three year degree course were brought within the purview of the central scheme of assistance.

A total amount of Rs. 77.38 lakhs (Rs. 45.24 lakhs for non-recurring and Rs. 32.14 for recurring expenditure) was paid to 29 universities during 1964-65 for implementation of the scheme.

Post-Graduate Education

For the development of post-graduate studies in science subjects, a sum of Rs. 20.37 lakhs was paid to 53 colleges throughout the country, while for the development of post-graduate departments in humanities (including Social Services), an amount of Rs. 8.75 lakhs was paid to 34 colleges.

Development Projects

On the recommendation of the Visiting Committee appointed by the University Grants Commission to scrutinise and assess the development schemes of the universities, the U.G.C. has so far given grants amounting to Rs. 30.29 crores including Rs. 13.48 crores for science departments, Rs. 8.64 crores for humanity departments and Rs. 8.17 crores for general schemes to 57 universities and 6 deemed to be universities. During the year, development proposals of the North Bengal University were assessed and on the basis of the recommendation of the Visiting Committee as accepted by the Commission, an allocation of Rs. 53.47 lakhs was made to the University (science Rs. 14.15 lakhs, humanities Rs. 17.32 lakhs and general Rs. 22.00 lakhs).

Rural Institutes

In pursuance of the recommendations of the National Council for Rural Higher Education held on 12th September, 1964, a committee under the Chairmanship of Dr. D. S. Kothari, Chairman, University Grants Commission, was set up by the Ministry of Education to work out a detailed scheme for the reorganisation of the Rural Institutes. The Committee in its first meeting held on 7th November, 1964 at New Delhi, *inter alia* recommended that three 'Zonal Institutions of Rural Higher Education' may be established of which the existing Rural Institutes may form constituents units, and these institutions may be declared to be deemed as universities under Section 3 of the U.G.C. Act. These proposed institutions may be called 'Northern, Southern and Central Institution of Rural Higher Education' respectively. Further, on the basis of recommendations of the Committee on the selection of the headquarter of the proposed zonal Institution of Rural Higher Education it was decided that the headquarters of these proposed zonal institutions be located at Bichpuri (Northern Zone), Gandhigram (Southern Zone) and Wardha (Central Zone). Action has been taken to implement the above decision.

Centres of Advanced Study

With a view to improving the quality and raising the standards of education at the post-graduate and research level, 26 centres of Advanced Study in selected departments of various universities were selected during the Third Five

Year Plan. Of these, 15 were in science and 11 in humanities. These centres were working in close collaboration with National laboratories and similar institutions. Grants amounting to nearly Rs. 2 crores have been allocated to these centres for their development. During 1964-65, grants amounting to Rs. 20.09 lakhs for centres in science subjects and Rs. 13.27 lakhs for those in the humanities and social sciences were released to universities concerned.

Professional Education

(a) *Education in Agriculture*—During 1964-65, there were seven agricultural universities apart from the Indian Agricultural Research Institute New Delhi which is an institution deemed to be a university under Section 3 of the University Grants Commission Act. On the recommendation of a committee appointed by the University Grants Commission to examine the development proposals of the College of Agriculture, Banaras Hindu University, the University Grants Commission sanctioned to the University a non-recurring grant of Rs. 10.04 lakhs and a recurring grant of Rs. 1.55 lakhs.

A Committee was appointed by the University Grants Commission to examine the requirements of Visva-Bharati for introducing a four-year degree course in agriculture.

(b) *Medical Sciences*—In view of the U.G.C.'s policy to give assistance for the establishment of units of post-graduate studies in the basic medical science in selected universities, proposals were received from Andhra, Bombay, Delhi, Madras and Patna Universities. Calcutta and Punjab Universities had already received such assistance. On the recommendations of an expert Committee appointed by U.G.C., the proposals received from Bombay and Madras were approved and necessary grants sanctioned. The Committee's proposals regarding the proposals from Delhi and Andhra Pradesh were awaited. The proposal of the Patna University was accepted in principle.

For the medical college of the Aligarh Muslim University, an 'on account' non-recurring grant of Rs. 9.85 lakhs and a recurring grant of Rs. 9.00 lakhs was released during 1964-65. During 1964-65, a non-recurring grant of Rs. 23.65 lakhs and a recurring grant of Rs. 13 lakhs were released by U.G.C. to the Banaras Hindu University for the college of medical sciences.

(c) *Engineering and Technological Education*—

During the year under review, grants amounting to Rs. 106.04 lakhs were paid to 23 universities and 2 deemed to be universities (Birla Institute of Technology and Science and Indian Institute of Science) for the development of engineering and technological education.

A scheme for instituting part-time degree courses for persons working in industry and other establishments has been sanctioned and it is proposed to set up 30 centres for these part-time courses by the end of the plan period. These centres are being selected in consultation with the State Governments, Universities and other authorities.

On the recommendations of the Board of Post-graduate Engineering Studies and Research, 38 centres (other than the Institutes of Technology) have been selected for development for the Master's degree courses and post graduate diploma courses in a wide range of subjects.

On the recommendation of the All India Council for Technical Education, a regular first degree course in Aeronautical Engineering was started at the Indian Institute of Technology, Kharagpur. A five-year integrated course in Mining Engineering, Petroleum Technology, Applied Geology and Geophysics each was also started in the Indian School of Mines, Dhanbad.

17. Correspondence Courses and Evening Colleges

The scheme of correspondence courses started in Delhi University in 1962-63 was continued during the year. It is proposed to extend this scheme so as to cover B.Sc. (Pass) degree and M.A. degree at the University of Delhi during 1965-66. Proposal for introducing correspondence courses at other Universities was also under consideration.

As a result of finalisation of procedural details regarding the release of grants for setting up Evening Colleges in March, 1964, applications have been received from the Governments of Assam, Andhra Pradesh, Madhya Pradesh and Punjab for financial assistance during the year 1964-65.

18. Teachers

During the year, the University Grants Commission paid grants amounting to Rs. 39.06 lakhs to the universities towards revision of salary scales of college and university teachers for the year 1964-65. Of this, Rs. 9.06 lakhs was received by 19 universities for teachers of colleges under them, Rs. 23.88 lakhs by 26 universities for university teachers and Rs. 6.12 lakhs by 7 universities for technical teachers.

Travel grants amounting to Rs. 1.38 lakhs were paid to the universities to enable teachers and research workers to visit centres of learning in the country in pursuance of their work or to obtain specialised training in their respective fields. Under the scheme of giving grants to teachers for foreign travel to enable them to attend international conferences abroad, the U.G.C. paid grants amounting to Rs. 1.13 lakhs for 67 teachers to the universities.

Under the scheme of assisting outstanding teachers to continue their teaching/research after superannuation, 66 retired teachers received the award, thus bringing the total number of such beneficiaries to 201. An amount of Rs. 5.60 lakhs was paid to the universities and colleges for these teachers during the year, on this account.

Under the scheme of providing financial assistance to teachers in universities and colleges for undertaking research or "learned work", the U.G.C. approved grants for 143 research projects in humanities and social sciences and 276 in science subjects and technology and realised an amount of Rs. 2.74 lakhs to universities and colleges for providing assistance to the teachers concerned.

The scheme for the exchange of teachers between universities was implemented by U.G.C. from 1964-65. Under this scheme, grants ranging from Rs. 10,000 to Rs. 15,000 is provided to a university to enable it to invite teachers

or experts from other universities or centres of learning for a limited period to deliver lectures, conduct seminars or advise research workers. A total grant of Rs. 2.19 lakhs was paid to universities during 1964-65.

Under its scheme of giving assistance to universities for the construction of staff quarters, the U.G.C. approved the proposals of the Kashi Vidyapith and the Universities of Banaras Hindu, Delhi, Gauhati, Jabalpur, Karnatak, Mysore, Nagpur, Osmania, Panjab, Shivaji and Visva Bharati at an estimated cost of Rs. 77.20 lakhs, the commission, share being Rs. 50.62 lakhs. Grants amounting to Rs. 20.55 lakhs were released to the universities during 1964-65 on this account. For the construction of staff quarters in colleges, grants amounting to Rs. 2.45 lakhs were paid. Under the scheme of giving assistance to the universities for the construction of teachers' hostels, the U.G.C. accepted the proposals of 34 universities at an estimated cost of Rs. 1.25 crores against the commission's share of expenditure of Rs. 1.14 crores and paid Rs. 4.95 lakhs on this account to universities during the year.

Miscellaneous Grants

A brief account of the Grants paid by the University Grants Commission under some important schemes (other than those already mentioned in the preceding paragraphs) during the year 1964-65 is given below:—

A sum of Rs. 32.20 lakhs was paid to the universities for convening summer institutes, Rs. 3.74 lakhs for summer schools, Rs. 5.99 lakhs for seminars and symposia and Rs. 1.99 lakhs for conferences, etc. Grants of Rs. 1.87 lakhs were paid to concerned colleges under the scheme of centenary grants. Grants of Rs. 24.19 lakhs were paid to colleges for improvement of library and laboratory facilities. Various universities were given grants amounting to Rs. 51.41 lakhs for the construction of hostels and Rs. 27.92 lakhs for library buildings. Grants amounting to Rs. 4.68 lakhs were approved to be paid to the universities for the publication of research work including doctoral thesis in science subjects and humanities and social sciences by the Commission. A grant of Rs. 6.41 lakhs was paid to the universities for the establishment or improvement of their printing presses. For projects relating to research in social works, the universities were paid grants amounting to Rs. 44,520. Non-recurring grants of Rs. 18.90 lakhs and recurring grants of Rs. 6.52 lakhs were given as Commission's share of approved expenditure to universities of M. S. Baroda, Delhi, Jodhpur, Jadavpur, Madras and Nagpur for introducing new courses in engineering and technology. A grant of Rs. 1.09 lakhs was released to various universities for organising extension lectures by teachers.

Scholarships and Fellowships

During the year under report, U.G.C. awarded 265 research scholarships to 42 universities of Rs. 200 each for research in humanities (including social science) and science subjects. The Commission paid Rs. 3.59 lakhs to the universities for scholarships in science and Rs. 6.71 lakhs for those in humanities and social sciences.

36 senior fellowships, each of the value of Rs. 500 p.m., and 82 junior fellowships, each of the value of Rs. 300 p.m. were awarded by U.G.C. for advanced study and research in humanities and social sciences. Grants amounting to

Rs. 8.93 lakhs were paid to universities concerned for these fellowships. For research in science subjects, 36 senior fellowships and 106 junior fellowships were awarded and an amount of Rs. 6.99 lakhs was paid to the universities for the purpose. In addition, 29 fellowships, each of the value of Rs. 400 p.m., were awarded by the commission for advanced study and research in engineering and technology.

Foreign Exchange

Out of Rs. 33.60 lakhs worth of foreign exchange placed at the disposal of U.G.C. by Government of India, the U.G.C. released foreign exchange worth Rs. 28.55 lakhs to the universities and colleges for importing scientific equipment, books, journals and other articles from general area. For imports from 'rupee payment area', the U. G. C. released exchange worth Rs. 15.09 lakhs out of its allocation of Rs. 15.92 lakhs. In addition, foreign exchange of the value of Rs. 2.67 lakhs was allocated by the Commission to the Universities for direct utilisation by them to meet their urgent requirement for research in respect of small items of equipment, spare parts and scientific literature. However, at the end of the year, the powers delegated to U.G.C. as well as Central Ministries for incurring foreign exchange expenditure were withdrawn by the Government of India.

Foreign Aid Programmes

A programme of assistance from the United Kingdom was finalised for inviting expert personnel, short-term visit to the United Kingdom by Indian scientists, and the supply of essential commodities, particularly scientific equipment and books.

Under the United States P. L. 480 programme for providing funds to the university departments for research projects in agricultural and allied sciences, 168 proposals for research relating to agricultural sciences (including 86 received from the Science departments of various Universities) were received. Besides, during 1964-65, 107 proposals from university departments were received and examined by the University Grants Commission and forwarded to the Ministry of Food and Agriculture for consideration.

Under the scheme of research projects in physical and biological sciences which are also financed from P. L. 480 funds, 25 research proposals relating to physical sciences were approved for assistance upto 1964-65, of which grants documents in respect of 24 projects were executed, while five proposals for research relating to biological sciences were also approved.

The Universities of Bombay (Department of Chemical Technology), the University of Delhi (Department of Chemistry), Institute of Science, Bangalore (Department of Chemistry) received grants of \$ 2,000 each from Bristol Laboratory, U.S.A. for specific research projects. The University of Delhi and the University of Kerala, received grants of \$ 3,95,000 and \$ 1,19,500 respectively from the Ford Foundation, U.S.A. for specific research projects in their Department of Zoology. The University of Madras, received \$22,500 from the Petroleum Research Fund, U.S.A. for research projects in its Department of Chemistry. Grants amounting to \$15,000 from the Rockefeller Foundation and £9,000 from the Wellcome Trust, U. K. were made available to the Indian Institute of Science for the purchase of specialised equipment.

Under the scheme of Exchange of visits by Scientists between the U. K. and India, three British scientists visited some universities and research institutions in India while seven Indian scientists were selected to Visit the U. K. of which two scientists got the approval to visit and work at the Imperial College of Science and Technology, London and Nottingham University.

Proposals for sending 25 Indian scientists for training abroad and for inviting foreign experts from France to work in Banaras Hindu University and Jadavpur University and from Australia to work in Roorkee University were approved under the foreign aid programmes. Twelve of the Indian scientists have already left for their respective centres of training.

Under the Cultural Exchange Programme, three professors from the U.S. S.R., two from German Democratic Republic and one from Hungary visited India while four Indian teachers visited the U.S.S.R. and two went to Poland.

Students Welfare

The various schemes for the provision of necessary amenities to students community in universities and colleges were continued. A brief account of these schemes during 1964-65 is given below :—

The University Grants Commission approved the proposals of the Gujarat Vidyapith and the Kashi Vidyapith and the Universities of Gujarat, Banaras Hindu, Baroda, Bhagalpur, Kalyani, Karnatak, Punjabi (Patiala), Shivaji and Utkal for the construction of students' hostels and released grants amounting to Rs. 51.41 lakhs as its share. The U.G.C. also approved the construction of hostel in 26 colleges and sanctioned grants amounting to Rs. 20.08 lakhs for the purpose.

A proposal for establishing students home in universities for providing essential amenities for day scholars with the assistance upto Rs. 1 lakh was commended by U.G.C. and its details intimated to university and institutions deemed to be universities.

Grants amounting to Rs. 3.01 lakhs were paid by the U.G.C. to the universities for establishing non-resident students centres. Grants amounting to Rs. 3.88 lakhs were paid to the colleges also for the same purposes.

For the establishment of health centres, the proposals of Mysore University, Varanasya Sanskrit Vishwavidyalaya, the Gujarat Vidyapith, the Kashi Vidyapith and the Tata Institute of Social Sciences were approved by the Commission. Grants amounting to Rs. 2.12 lakhs were paid to various universities for health centres during the year.

The University Grants Commission gave grants amounting to Rs. 14.85 lakhs for the establishment of students aid fund in universities and colleges for providing valuable help to needy students.

During the year, the University Grants Commission sanctioned the establishment of hobby workshops in two universities at an estimated cost of Rs. 1.54 lakhs, the Commission's share being Rs. 1.37 lakhs. A grant of Rs. 32,500 was sanctioned to one college for the purpose. Besides, grants amounting to Rs. 2.33 lakhs were paid to colleges and universities for existing hobby workshops in 17 universities and 70 colleges.

A sum of Rs. 40.10 lakhs was released by U.G.C. for establishing text-book libraries in colleges.

CHAPTER II
STATISTICAL SURVEY

Institutions

A. UNIVERSITIES

In the year 1964-65, seven new universities were established and started functioning, thus bringing the total number of universities in India to 62. Some of these universities were established in 1963-64. These universities are Bangalore University, Bangalore; University of Agricultural Sciences, Hebbal, Bangalore; Andhra Pradesh Agricultural University, Hyderabad; Jiwaji University, Gwalior; Ravi Shanker University, Indore; and Jawaharlal Nehru Krishi Viswavidyalaya, Jabalpur.

Apart from this there were nine "Deemed to be" Universities under section 3 of the University Grants Commission Act. Of these two namely Tata Institute of Social Sciences, Bombay and The Birla Institute of Technology, Pilani were declared as such in 1964-65.

The purpose of this Chapter is to present various significant statistics relating to the Universities. Since the statistics of the colleges affiliated to the Indira Kala Sangeet Viswavidyalaya, Varanaseya Sanskrit Viswavidyalaya and that of K. S. Darbhanga University are not completely available, these have been excluded to that extent, from this Chapter as well as from the statistical tables that follow it. Also the statistics of Universities of Agricultural Sciences, Hebbal are also excluded because it could not supply the data, as this University started functioning late in 1964-65.

The distribution of the Universities by States is given below :—

Number of Universities and Deemed to be Universities by States.		
State	No. of Universi- ties	Number of Deemed to be Universities
Andhra Pradesh	4	..
Assam	1	..
Bihar	6	..
Gujarat	3	1
Jammu & Kashmir	1	..
Kerala	1	..
Madras	2	..
Maharashtra	6	1
Madhya Pradesh	8	..
Mysore	4	1
Orissa	2	..
Punjab	4	..
Rajasthan	3	1
Uttar Pradesh	9	2
West Bengal	7	..
Union Territories	1	3
<i>Total</i>	62	9

Information about the year of foundation/reconstitution of the Universities and their territorial jurisdiction and type is given in Table I-A. The distribution of Universities according to type was as under :—

Type	Number
Teaching and Affiliating	38
Residential and Teaching	18
Teaching and Federal	5
Affiliating only	1
Total	62

The medium of instruction/examination in general and professional education courses at different levels is given in Table I-B for each University.

B. TEACHING DEPARTMENTS

The total number of university teaching departments increased from 662 in 1963-64 to 679 in 1964-65 in the different universities. The number of teaching departments in the 9 deemed to be universities in 1964-65 was 71.

The detailed distribution of the number of teaching departments by type of education, separately for general and professional education in the different universities and deemed to be universities, is given in Table II-A. The position, taking all the universities, is given below :—

Type of Education	No. of Teaching Departments			
	Universities		Deemed to be Universities	
	1963-64	1964-65	1963-64	1964-65
(1)	(2)	(3)	(4)	(5)
For General Education	532	527	26	39
Arts	313	301	16	23
Science	155	180	8	16
Arts & Science	31	28
Home Science	1	1
Others	32	17	2	..
For Professional Education	130	149	19	32
Agriculture	4	3	10	7
Commerce	20	26	..	1
Education	13	14
Engineering & Technology	26	23	9	14
Law	15	15	..	1

	(1)	(2)	(3)	(4)	(5)
Medicine—					
Allopathic		31	31
Ayurvedic		1	1
Unani/Tibbia		1	1
Dentistry		1	1
Pharmacy		2	4	..	1
Physical Education		3	3
Veterinary Science		*
Fine Arts & Music and Dancing		†	13
Library Science		8	9
Others		5	5	..	8
Other Education		†	2
Oriental Studies		†	2
General & Professional Education		†	1
Total		662	679	45	71

Of the 679 university teaching departments, 527 were for general education. In the deemed to be universities, of the total of 71 departments, 39 were for general education and 32 were for professional education.

The name of the teaching departments in each university and deemed to be university is given in Table II-B.

C. COLLEGES

The number of colleges maintained or affiliated to the universities increased from 2,013 in 1963-64 to 2,265 in 1964-65. This gives an increase of 12.5 per cent of the total in 1963-64. This increase was due to the granting of new affiliation to or opening of 352 colleges during the year and disaffiliation or closing down of 100 colleges. The disaffiliated or closed down colleges

*Included in others.

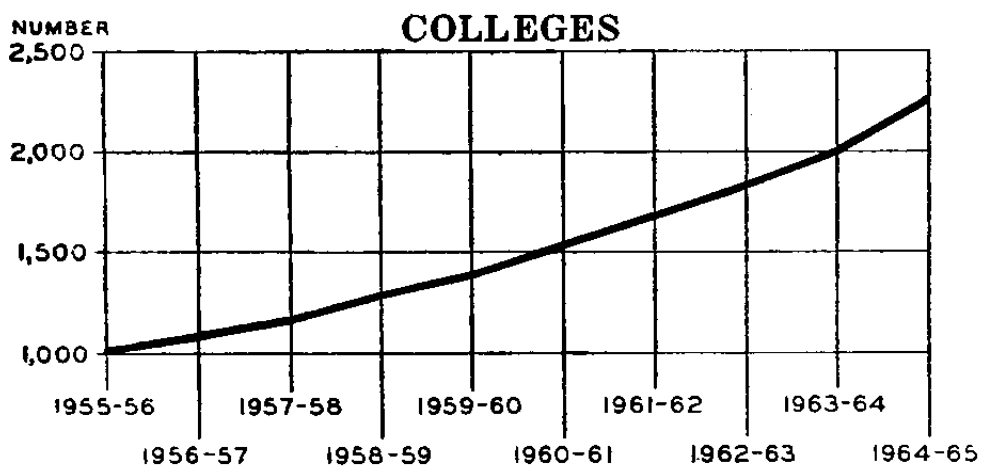
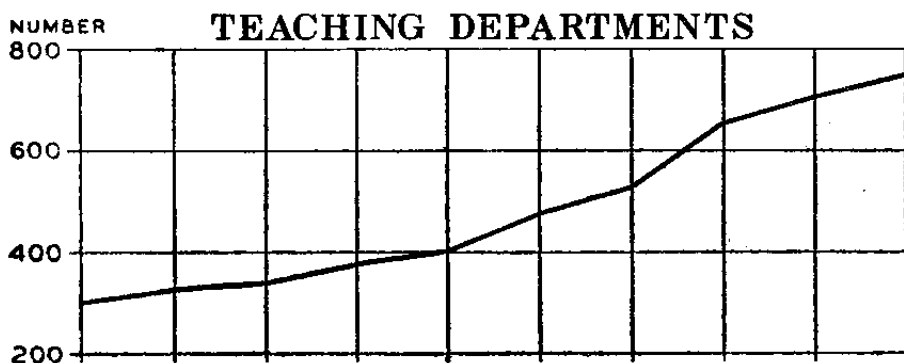
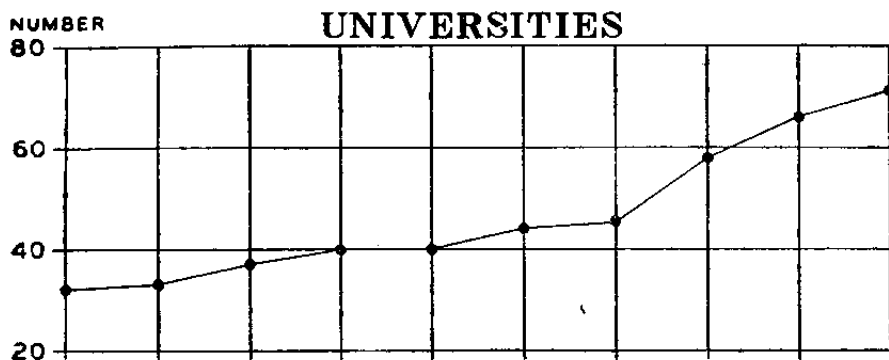
†These were included in general education in 1963-64.

were mainly in Mysore, Saugar and Vikram Universities. The distribution of the additional 350 colleges by university was as follows :—

Name of University	Number of Colleges
Agra	7
Andhra	3
Andhra Pradesh Agriculture	6
Bangalore	29
Bhagalpur	5
Bihar	2
Bombay	3
Burdwan	4
Calcutta	19
Delhi	8
Gauhati	19
Gorakhpur	6
Gujarat	24
Indore	14
Jammu & Kashmir	1
Jawahar Lal Nehru Krishi Viswavidyalaya	8
Jiwaji	25
Karnatak	4
Kerala	33
Madras	11
Magadh	4
Nagpur	9
North Bengal	1
Orissa Agriculture & Technology	1
Osmania	1
Panjab	2
Poona	8
Rabindra Bharati	21
Ravi Shanker	37
Ranchi	6
Shivaji	4
S. V. Vidyapeeth	3
S.N.D.T. Women's	3
Udaipur Agricultural	9
U. P. Agricultural	1
Utkal	11
Total	352

Of the 2,265 colleges, 266 were for women. Of the 2,265 colleges in 1964-65, 1888 were affiliated colleges and 377 were university constituent colleges (as can be seen from Table III-A.) The corresponding number for the previous year were 1613 and 400 respectively. Of the total number of colleges, 566 (25.0 per cent) were managed by Government (Central or

PROGRESS OF UNIVERSITY EDUCATION



States), 14 (0.6 per cent) were managed by local bodies and 1,527 (67.4 per cent) by private bodies and universities 158 (7.0 per cent). Of the private managed colleges, 1,440 were private aided and 87 were private unaided. The university-wise data are given in Table III-B. The distribution of colleges by management during 1964-65 is given below:—

Management	Number		Percentage of Total	
	1963-64	1964-65	1963-64	1964-65
University	149	158	7.4	7.0
Government—	539	566	26.7	25.0
State		533		24.4
Central		13		0.6
Local bodies	9	14	0.5	0.6
Private Bodies	1,316	1,527	65.4	67.4
Aided		1,440		63.6
Unaided		87		3.8
Total	2,013	2,265	100.0	100.0

The distribution of universities/constituent colleges and affiliated colleges by type of education in each university is given in Table IV-A. The All-India picture is given below:—

Type of College	Number of Colleges	
	1963-64	1964-65
General Education	902	945
Arts	365	440
Science	72	90
Arts & Science	378	401
Home Science	*	14
Others	87†	..
Professional Education	539	631
Agriculture	49	51

*Included in Others under General Education in 1963-64.

†Includes Music, Dancing & Fine Arts and Home Science in 1963-64.

Type of College	Number of Colleges	
	1963-64	1964-65
Commerce	41	47
Education/Teacher Training	163	174
Engineering/Technology	95	95
Law	59	63
Medicine—		
Allopathic	84	82
Ayurvedic	10	10
Unani/Tibbia
Dentistry	3	8
Nursing	5	8
Pharmacy	3	2
Fine Arts, Music & Dancing	*	59
Physical Education	4	6
Veterinary Science	19	19
Others	3	7
Other Education—Oriental Studies	*	62
General & Professional and Other Education	572	627
Total	2,013	2,265

Of the total number of 2,265 colleges, 945 provided for general education which includes study of Arts, Science, and Home Science. From 1964-65, Oriental Studies colleges are being included in colleges for other education and Music, Dancing and Fine Arts under professional education. 631 Colleges provided for technical and professional education, 62 for other education and the remaining 627 for general, professional and other education.

Of the 627 colleges for general, professional and other education, 640 had courses in general education and 761 had courses in professional education. Of the total, 185 had Arts courses only; 3 had science subjects and 419 had both arts and science courses and 2 had home science courses. 22 colleges taught agriculture, 439 had commerce courses; 62 had education ; 81 had courses in Engineering and Technology; 38 had classes in Law, 79 had courses in Allopathy

*Included in other general education in 1963-64.

medicine, 1 in Pharmacy, 4 in Fine Arts, 1 in physical education and 34 other professional courses. The university-wise details are given in Table IV-B of which the all-India picture is given below :—

Type of courses	Number of Colleges
General Education	640
Arts	185
Science	34
Arts and Science	419
Home Science	2
Others	..
Professional Education	761
Agriculture	22
Commerce	439
Education/Teacher Training	62
Engineering & Technology	81
Law	38
Medicine-Pharmacy	79
Allopathy	1
Fine Arts	4
Physical Education	1
Other Education	34
TOTAL	1332

The nine deemed to be universities had 9 colleges maintained or affiliated in 1964-65. Of this, 4 provided general education and 5 professional education. Of the professional education colleges, 3 were in education.

BOARDS OF INTERMEDIATE EDUCATION

Only one Board, Board of High School and Intermediate Education, Uttar Pradesh, existed, which functioned as examining body for intermediate examinations.

This Board had 1,138 affiliated colleges, of which 30 were also affiliated to some universities for degree courses. The distribution of 1,108 colleges by type is given below :

Type of Colleges	Number of Colleges
General Education	619
Professional Education	23
Agriculture	8
Commerce	7
Others	8
General and Professional Education	466
Total	1 108

Pupils

The total enrolment in university teaching departments, constituent colleges and colleges affiliated to universities and Board of Intermediate Education was 15,06,322 (12,07,678 boys and 2,98,644 girls) in 1964-65. The corresponding number in 1963-64 was 13,60,243 (11,054,13 boys and 2,54,830 girls). This gives an increase of 11.1 per cent (10.9 per cent in case of boys and 11.7 per cent in case of girls). The break up of this enrolment by type of institutions is given below :—

Type of Institution	1963-64		1964-65	
	Boys	Girls	Boys	Girls
University Teaching Departments	68,786	12,639	68,608	11,680
University/Constituent Colleges	1,76,859	52,516	2,08,161	66,019
Colleges Affiliated to Universities	6,94,583	1,60,752	7,46,398	1,88,007
Colleges/Classes to Affiliated Boards	1,65,185	28,923	184,511	32,938
Total	11,05,413	2,54,830	12,07,678	2,98,644

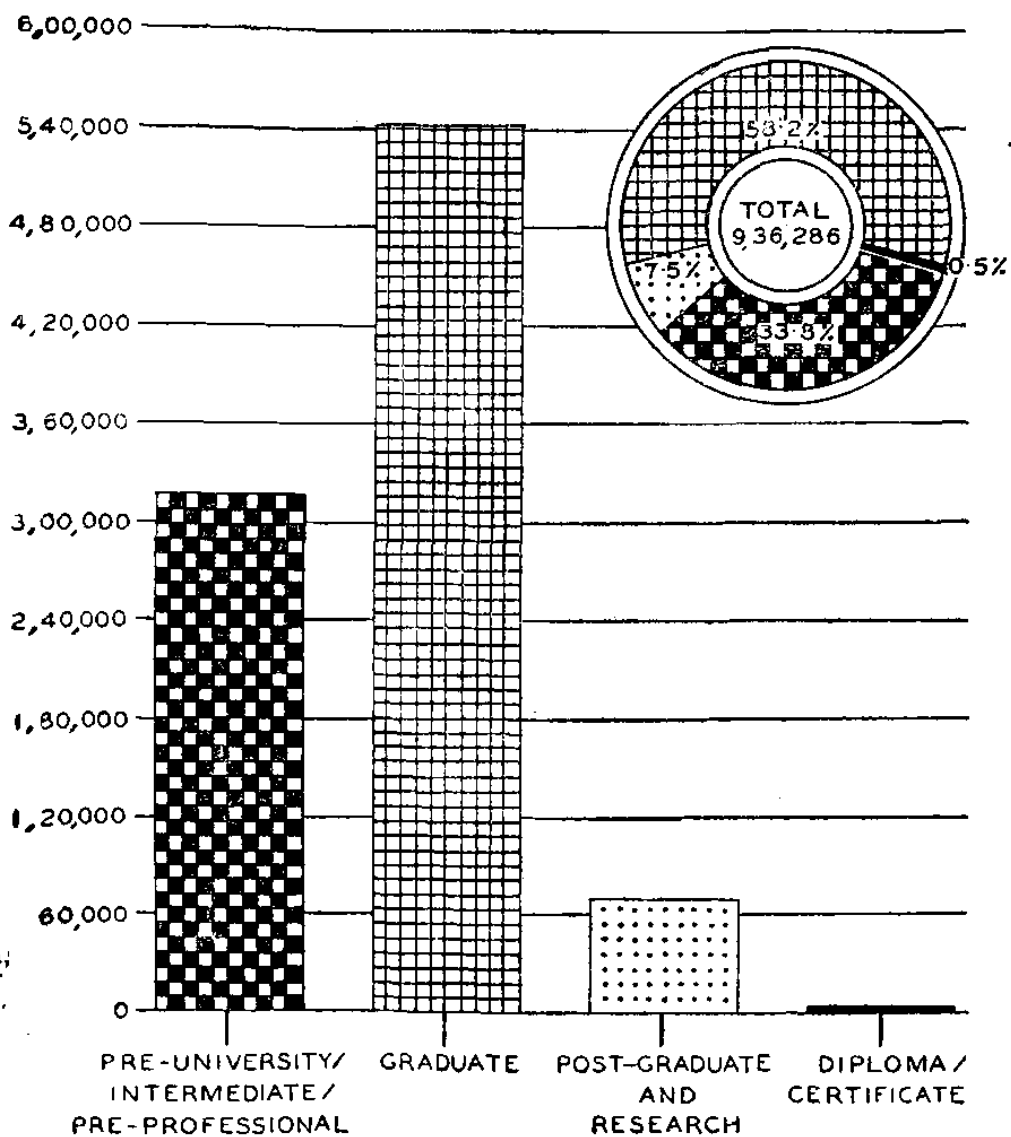
A detailed break up of the enrolment by universities only is given in Table V.

Among the universities and their colleges, the largest enrolment was in Calcutta University (1,33,999) followed by Kerala University (83,100), Madras (82,949) Punjab (67,434) and Gujarat University (63,549). The enrolment in Indira Kala Sangeet, Kalyani, Rabindra Bharati U.P. Agricultural, and Viswa Bharti was less than a thousand. The distribution of the Universities by enrolment-group is given below :—

Enrolment Group	No. of Universities
Above 1 lakh	1
50,000—1 lakh	6
25,001—50,000	12
10,001—25,000	17
5,001—10,000	5
1,001—5,000	11
1,000 and below	5
Total	57

NUMBER OF STUDENTS RECEIVING GENERAL EDUCATION

1964-65



As compared to 1963-64, the enrolment in 1964-65 increased in all universities except Mysore, Patna, Rajasthan, Roorkee, Saugar, and Vikram Universities. Among the other universities, the largest increase was in Kerala University (16,942), followed by Universities of Calcutta (13,951), Madras (15,085) Panjab (12,773) Gujarat (9,541) and Nagpur (5933). The maximum decrease was in Mysore (20,854), followed by Vikram (17,848), and Saugar (4,129). The decrease was due to the establishment of more universities in these areas. Of the remaining universities, the increase in enrolment was between 1,000—5,000 in 18 universities and less than 1,000 in 23 universities.

Of the total enrolment, 2,17,449 were enrolled in institutions affiliated to the Board of High School and Intermediate Education, U.P., of which 1,75,287 were enrolled for general education and 42,162 for professional education. Of the students enrolled in university teaching departments, constituent and affiliated colleges, 9,33,735 (72.5 per cent) were enrolled for general education courses and 3,51,486 (27.3 per cent) were enrolled for technical and professional courses and 3,652 (0.3 per cent) in other education. Among the 10,23,167 boys, in these institutions 6,98,430 (68.3 per cent) were enrolled for general education and 3,22,042 (31.5 per cent) were enrolled for professional and technical courses and 2,695 (0.2 per cent) for other education. Among a total of 2,65,706 girls, 2,35,305 (88.6 per cent) were enrolled in general education courses, 29,144 (11.1 per cent) were in professional technical courses and 957 (0.3 per cent) for other education. The percentage of enrolment of girls to total enrolment in universities and their colleges was or 20.6 per cent.

The distribution of the total enrolment in universities and their colleges and Boards of High School and Intermediate Education U.P. by stages of education was as follows :—

	Number	1964-65 Percentage	1963-64 Percentage	1962-63 Percentage
Intermediate and Pre-University (including Pre-Professional) .	5,73,483	38.1	39.5	39.8
Graduate	8,21,956	54.1	53.2	53.0
Post-Graduate/Research *	99,418	6.6	6.3	6.2
Diploma and Certificate . . .	11,465	0.7	1.0	1.1
Total	15,06,322	100.0	100.0	100.0

The following table gives further details of enrolment by type and stage of education :—

*Includes post-graduate diploma/certificate also.
M/B(N)247MofEdu.—4

Type of Education	Total Enrolment		Enrolment by Stages (1964-65)			
	1963-64	1964-65	Inter. Pre-Univ. (including Pre-Professional)	Graduate	Post-graduate; Research and Doctorate	Diploma Certificate
1	2	3	4	5	6	7
General Education	10,06,969	11,09,022	4,91,550	5,44,074	69,985	3,413
Arts	5,98,661	6,35,963†	2,60,113	3,23,488	48,063	3,399
Science	3,97,860	4,66,073†	2,30,660	2,14,735	20,678	..
Home Science	*	5,344	616	4,509	219	..
Others	10,448	1,642	161	1,342	125	14
Professional Education	3,51,519	3,93,648	81,778	2,77,869	26,992	7,009
Agriculture	40,149	45,920	24,721	18,226	2,973	2,817
Commerce	1,22,674	1,39,714	40,703	89,710	8,667	634
Education/Teacher Training	26,227	28,184	..	24,849	1,477	1,858
Engineering/Technology	67,624	74,486	5,610	64,658	1,525	2,693
Law Medicine	29,653	32,615	..	31,048	1,567	..
Allopathic	48,527	55,064	6,702	43,089	5,272	..
Dentistry	1,462	1,678	..	1,073	5	..
Ayurveda	1,443	1,553	..	1,520	33	..
Nursing	357	403	24	379
Pharmacy	1,310	1,009	..	770	134	105
Others (unspecified)	4,359	179	..	179
Veterinary Science	5,386	4,932	..	835	4,035	62
Physical Education	517	570	..	276	163	131
Fine Arts, Music and Dancing	*	1,526	83	105	126	1,122
Others	1,831	5,815	3,934	462	1,015	404
Other Education—						
Oriental studies	1,755*	3,652	155	13	2,441	1,043
Total	13,60,243	15,06,322	5,73,483	8,21,936	99,418	11,465

From the year 1964-65, a reclassification of the type of education has been done. According to the new classification oriental learning colleges have been classified as "Other education". Up to this year, this was being included in general education. Also Fine Arts, Music and Dancing colleges/ courses have been classified as professional education courses, these were previously being included under general education. In other cases no change has been made.

From the above tables it is seen that there is no significant difference in the percentage of students enrolled in different levels of education.

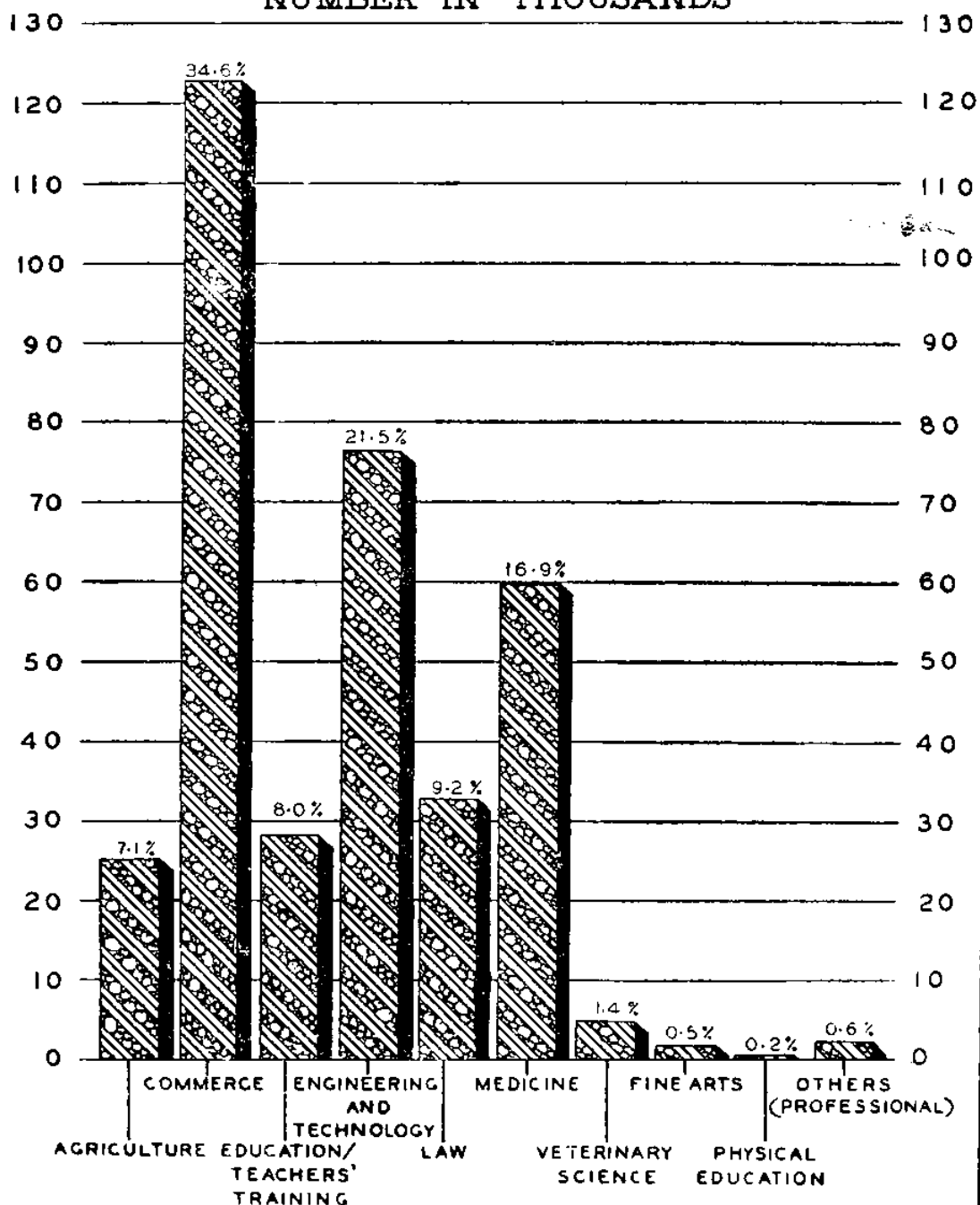
In 1963-64, 56.8 per cent of students in intermediate/pre-university were enrolled in general education, whereas this percentage in 1964-65 is 85.7 per cent. Similarly, of the graduate enrolment, 66.2 per cent were in general education, 33.8 per cent were in professional education, whereas the corresponding percentage in 1963-64 was 62.0 and 32.9 respectively. Of the 99,418 students enrolled in postgraduate classes 70.4 per cent were in general education. The corresponding percentage for 1963-64 was 77.0. In the case of diploma/courses certificate the respective percentages for 1963-64 and 1964-65 are 50.9 and 29.8 per cent.

*Included in general education—others in 63-64.

†Includes enrolment of Intermediate classes of the Board of High School and Intermediate Education U.P.

NUMBER OF STUDENTS RECEIVING PROFESSIONAL EDUCATION 1964-65

NUMBER IN THOUSANDS



University-wise details are given in Tables VI-A and VII.

Among the professional education courses, Medicine (Allopathy), Teacher Training, Music & Dancing and Nursing continued to attract more girls.

Of the total enrolment, 4,13,361 (32.1 per cent) students were from rural areas.

Apart from these, 5,478 students were enrolled in the nine deemed to be universities and other colleges. Of these, 484 were girls, 3,051 boys and 184 girls were enrolled in university teaching departments and the balance in constituent colleges. The distribution of students by type of education is given below :—

Type of Education	Enrolment		Enrolment by Stages 1964-65			
	1963-64	1964-65	Inter/ Pre-Univ.	Graduates	Post- Graduate and Doctrate	Diploma/ Certificate
General Education . . .	440	2,551	149	1,148	1,254	..
Arts	316	2,121	149	991	981	..
Science	124	430	..	157	273	..
Professional Education . .	1,258	2,927	..	1,713	954	260
Agriculture	463	450	450	..
Commerce	66	..	59	7	..
Education	69	247	..	93	8	146
Engineering and Technology	611	1,869	..	1,490	379	..
Law	6	6	..
Pharmacy	76	..	71	5	..
Others	115	213	99	114
Grand Total	1,698	5,478	149	2,861	2,208	260

Enrolment of Scheduled Castes/Scheduled Tribes Students

In Table VI-B and VIII, the details of enrolment of scheduled castes and scheduled tribes by universities, level and type of education, etc., are presented. The all-India position is given on next page by level and type of education :—

Type of Education	Enrolment of SC/ST	Percentage to Total Enrolment	Enrolment by Stage			
			Inter/Pre-University/Pre-professional	Graduate	Post-Graduate and Doctorate	Diploma/Certificate
General Education	51,248	80.8	20,757	28,470	2,018	3
Arts	38,119	60.0	14,721	21,714	1,631	3
Science	13,049	20.6	6,020	6,692	337	..
Home Science	39	0.1	9	30
Others	41	0.1	7	34
Professional Education	12,176	19.2	2,658	8,965	391	162
Agriculture	1,134	1.8	249	818	63	4
Commerce	4,591	7.2	1,982	2,411	196	2
Edu./Teaching Trg.	628	1.0	..	537	13	78
Engineering and Technology	1,779	2.8	215	1,521	7	36
Law	1,838	2.9	..	1,801	37	..
Medicine—						
Allopathy	1,884	3.0	197	1,657	30	..
Dentistry	42	0.1	..	42
Ayurvedic	53	0.1	..	53
Nursing	7	0.0	..	7
Pharmacy	19	0.0	..	13	..	6
Veterinary Science	118	0.2	15	89	3	11
Physical Education	1	0.0	..	1
Music Dancing, and Fine Arts						
Arts	20	0.0	..	1	3	16
Others	62	0.1	..	14	39	9
Other Education	27	0.0	..	5	21	1
Oriental Studies	27	0.0	..	5	21	1
Grand Total	63,451	100.0	23,415	37,440	2,430	166

There were in all 63,451 scheduled castes and scheduled tribes students enrolled in the different universities and their colleges. Of this 6,462 i.e. 10.2 per cent were girls. The enrolment of scheduled castes and scheduled tribes formed 4.2 per cent of the total enrolment. Scheduled castes and scheduled tribes students formed 4.6 per cent of enrolment in general education and 3.1 per cent of enrolment in professional education and 0.7 per cent in other education. However, this enrolment does not give the full picture because many universities failed to supply the full data on enrolment of scheduled caste/scheduled tribes students.

Of the total enrolment in deemed to be universities, 241 or 4.4 per cent were scheduled castes and scheduled tribes students. The number of girls among these was 22, who formed 9.1 per cent of the total scheduled castes and scheduled tribes enrolment. Of the total scheduled castes and scheduled tribes enrolment in deemed to be universities, 231 students were in general education and 10 were in professional education courses.

Enrolment in post-graduate Arts and Science Subjects

Tables IX-A and IX-B give the universitywise distribution of enrolment in post-graduate classes in Arts and Science subjects. The all-India subjectwise position including enrolment in deemed to universities is given below :—

Subject	Enrolment		
	Boys	Girls	Total
<i>Arts</i>			
Hindi	2,354	1,240	3,594
English	4,389	1,466	5,855
Economics	7,232	1,137	8,369
Political Science	3,674	1,016	4,690
Mathematics	729	132	861
History	3,466	1,263	7,429
Philosophy	1,031	729	1,760
Sanskrit	754	775	1,529
Urdu	235	73	308
Psychology	830	743	1,577
Sociology	1,813	765	2,578
Linguistics	63	27	90
Other Indian languages	1,315	1,244	2,559
European languages	11	6	17
Geography	1,353	208	1,561
Others	3,487	1,750	5,237
Total	23,740	12,574	45,314
<i>Science</i>			
Mathematics	3,661	436	4,097
Physics	2,785	268	3,053
Chemistry	3,500	541	4,041
Botany	1,111	596	1,707
Zoology	1,214	534	1,748
Anthropology	72	49	121
Geology	804	22	826
Statistics	699	81	780
Biochemistry	93	18	111
Geo-Physics	90	..	90
Meteorology	33	..	33
Geography	185	79	264

Subject	Enrolment		
	Boys	Girls	Total
Microbiology	49	19	68
Others	993	327	1,320
Total	16,289	2,970	18,259

Intake into Professional Courses

Intake is defined as the optimum number of students who can be admitted to the first year of a course, according to the existing facilities. The data on intake given here includes only the professional courses. The intake into first degree courses, postgraduate degree courses and diploma/certificate courses (post-graduate and undergraduate) is given in Tables X-A, X-B and X-C respectively in each university and deemed to be university. The information from some universities was not available. In many universities, there is "no limit" for the intake in LL.B. or B.L., commerce and for education/teacher training courses. This limitation should be kept in mind in using this data. The reported intake capacity at all-India level for different professional courses including those in deemed to be universities is given below :—

Type of Course	Intake Capacity			
	First Degree	Post-Graduate Degree	Post-Graduate Diploma/Certificate	Other Diploma/Certificate
Agriculture	9,420	1,449
Commerce	51,445	4,083	..	60
Education/Teacher Training	26,566	890	638	1,604
Engineering/Technology	19,878	1,610	136	704
Law	20,922	280	320	..
Medicine Allopathy	10,615	2,719	1,310	..
Unani	65
Ayurveda	449	20
Dentistry	451
Nursing	220	..	35	..
Pharmacy	385	50
Vet. Science	1,399	176
Fine Arts, Music and Dancing	115	10	200	260
Physical Education	204	36	135	63
Others (Lib. Sc., Journalism, Business management, etc.)	438	372	1,024	863
Total	1,42,872	11,695	3,788	3,554

Foreign Students

Table XI-A, gives the distribution of foreign students in India by countries of origin and the universities and deemed to be universities in which they were studying in India. In all, there were 4,750 foreign students studying in universities and colleges and deemed to be universities in India. Of this, 2,195 came from African countries—mainly from Kenya (836), Tanzania (440), Uganda (393), South Africa (265), Mauritius (90), Zanzibar (37), Nigeria and Rhodesia (22 each), etc. 2,318 students came from Asian countries, mainly from Nepal (673), Malaysia (604), Pakistan (298), Thailand (223), Ceylon (190), Burma (55) and Iraq (45), etc. 77 students came from the America, 60 from Australia and New Zealand and 100 from Europe and other countries.

Of the foreign students, 1,876 (39.5 per cent) were studying professional subjects like Medicine (901), Commerce (345), Engineering and Technology (187) and Agriculture (139).

2,874 students were studying general education courses—1,372 in Arts, 1,299 in science and 203 in other. of the students attending general education courses in Arts, 566 were at pre-university/intermediate level; 616 were at graduate level and 192 were at postgraduate/doctorate level. Similarly of 1,299 in science, 890 were at pre-university/intermediate level, 367 were at graduate level and 42 were at postgraduate/doctorate level. The details are given in Table XI-B.

In table XI-C is given the distribution of foreign students by the source of finance for their studies in India. Of the total 755 (15.9 per cent) were Government of India scholarship holders; 755 (10.9 per cent) were recipients of scholarships from foreign Governments or organisations and 3,476 (73.2 per cent) were meeting the expenses from their own funds.

Teachers

The number of teachers in position in universities and their constituent and affiliated colleges (excluding those working in colleges affiliated to Boards of Intermediate Education) in 1964-65 was 82,006 (69,921 men and 12,085 women) as compared to 74,578 (64,178 men and 10,400 women) in 1963-64. Teachers include full-time teachers, part-time teachers and also honorary teachers. The total number of teachers shows an increase of 9.9 per cent (8.9 per cent in the case of men teachers and 16.2 per cent in the case of women teachers). $\frac{1}{2}$

The distribution of teachers by type of institutions in which they worked is given below for the period 1962-63-1964-65 :—

Type of Institution	1962-63		1963-64		1964-65	
	Total	Women	Total	Women	Total	Women
University Teaching Departments	51,34	268	5,885	280	5,794	349
University/Constituent Colleges	15,398	2,630	18,459	3,338	19,400	3,571
Affiliated Colleges	47,101	6,164	50,234	6,782	56,812	8,165
Total	67,633	9,062	74,578	10,400	82,006	12,085

The number of men and women teachers in all the three types of institutions has increased. In the case of the university teaching departments, the total number of teachers decreased by 91 during the year as compared to 1963-64 the percentage decrease being 1.5 per cent. The percentage increase in the constituent and affiliated colleges were 5.1 per cent and 13.1 per cent respectively. The university-wise details are given in Table XII. Of the total number of teachers, 165 were foreigners.

Of the total number of teachers, 54,172 (66.1 per cent) were teaching students of general education; 27,346 (33.3 per cent) were teaching students of professional education and 488 (0.6 per cent) were teaching students of other education. The details by type of education are given below:—

Type of Education	1962-63		1963-64		1964-65	
	Total	Women	Total	Women	Total	Women
General Education	45,270	7,180	49,554	8,239	54,172	9,523
Arts & Science	45,270	7,180	49,554	8,239	53,662	9,234
Home Science	*	*	*	*	344	272
Others	*	*	*	*	166	17
Professional Education	22,363	1,882	25,024	2,161	27,346	2,520
Agriculture	1,875	20	2,135	21	2,268	30
Commerce	3,209	68	3,512	96	3,880	102
Education/Teacher Training	2,387	584	2,599	588	2,868	677
Engineering & Technology	5,390	43	6,040	56	6,349	62
Law	912	11	1,000	12	1,042	14
Medicine	7,429	1,013	8,490	1,272	8,538	1,374
Vet. Science	766	17	782	10	901	32
Fine Arts & Music/Dancing	*	*	*	*	334	39
Physical Education	††	††	††	††	113	13
Others	395	126	466	106	1,053	177
Other education	*	*	*	*	488	42
Total	67,633	9,062	74,578	10,400	82,006	12,085

*Included in Arts & Science.

††Included in other (Professional).

The number of teachers for general education courses increased by 9.3 per cent during the year and the number of teachers for professional education also increased by 9.3 per cent. The university-wise details are given in Table XIII.

Apart from these, there were 768 teachers (732 men and 36 women) in the nine deemed to be universities. Of these, 616 were in university teaching departments and 152 in constituent colleges. 257 teachers were for general education and 511 for professional education.

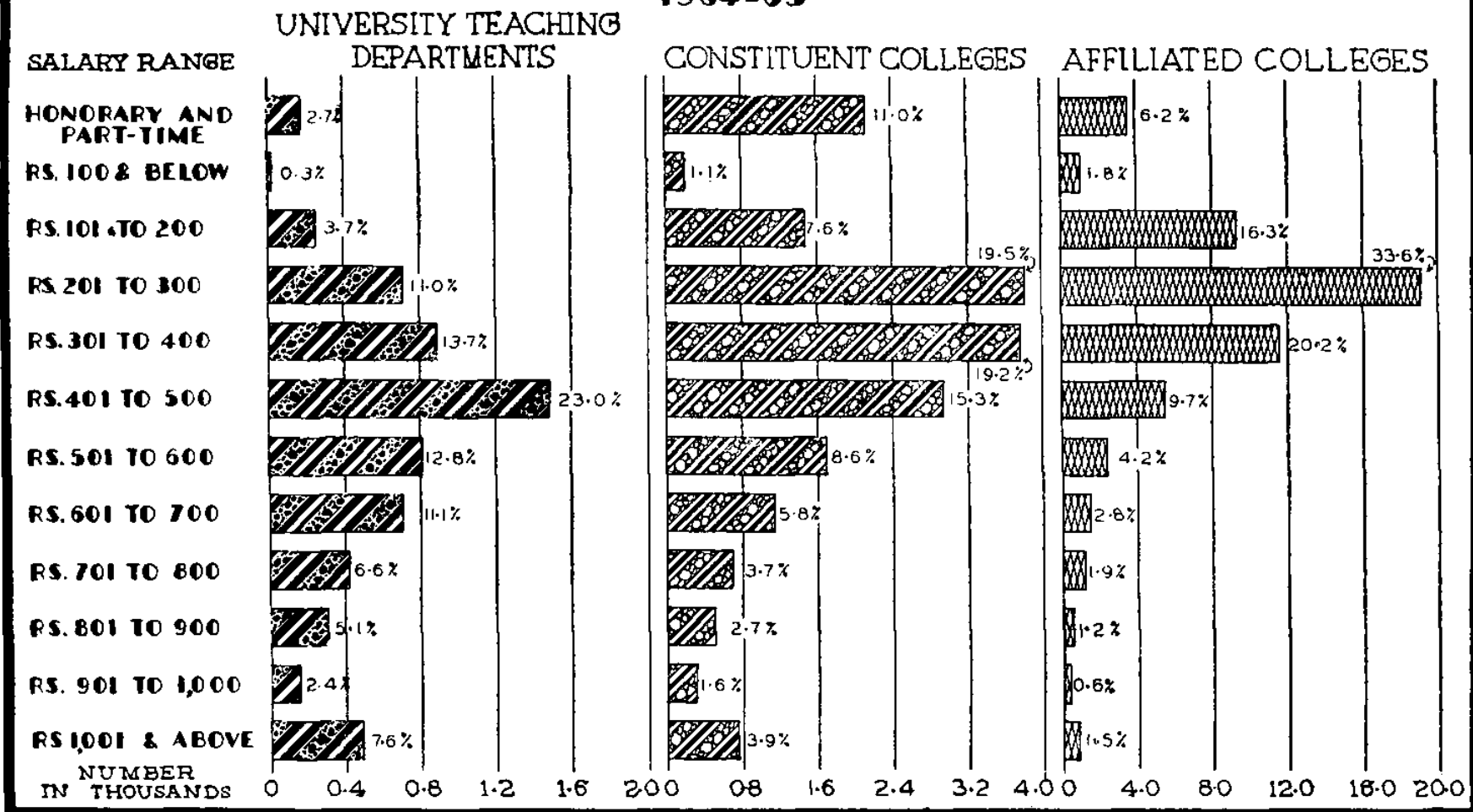
Scales of Pay

Tables XV-A and XV-B give the scales of pay of lecturers, readers and professors in the university and their constituent colleges and in affiliated colleges respectively in each university. The disparities in the scale of pay of teachers in universities and their constituent colleges and affiliated colleges persist. The scales of pay of different categories of teachers vary not only from university to university but also from college to college in a university.

Tables XIV-A, B and C give the university wise distribution of teachers in university teaching departments, constituent colleges and affiliated colleges

UNIVERSITY & COLLEGE TEACHERS BY SALARY GROUPS

1964-65



respectively. The all-India position in 1964-65 separately for the three different categories according to salary blocks of institutions is given below:—

SALARY BLOCK	Number of teachers			Cumulative Percentage		
	University Teaching Deptts.	Constituent Colleges	Affiliated Colleges	University Teaching Deptts.	Constituent Colleges	Affiliated Colleges
Rs. 100 & below	17	218	1,021	0.3	1.3	1.9
101—200	221	1,561	9,260	4.2	10.3	19.3
201—300	655	3,734	19,079	15.8	32.0	55.1
301—400	810	3,700	11,501	30.2	53.5	76.7
401—500	1,411	2,897	5,413	55.2	70.3	86.8
501—600	746	1,681	2,519	68.4	80.0	91.5
601—700	524	1,131	1,537	77.7	86.5	94.4
701—800	387	716	1,097	84.6	90.6	96.5
801—900	307	523	686	90.0	93.7	97.8
901—1,000	139	321	333	92.5	95.6	98.4
1,001 & above	420	754	831	100.0	100.0	100.0
Total	5,637	17,241	53,327			
Hony. & Part-time	157	2,159	3,485			
Grand Total	5,794	19,400	56,812			

It can be seen from the table that whereas there were 1.9 per cent teachers getting Rs. 100 or less as pay in affiliated colleges, and 1.3 per cent in constituent colleges, 0.3 per cent of the university teaching departments were getting Rs. 100 or less as pay. Only 15.8 per cent of the teachers in university teaching departments were getting Rs. 300 or less as pay. The corresponding percentage was 32.0 in the case of constituent colleges and 55.1 in the case of affiliated colleges. In the university teaching departments, 44.8 per cent of the teachers had a basic pay of Rs. 501 or above, whereas in the affiliated colleges only 13.2 per cent were getting this amount. The corresponding percentage in the constituent colleges was 29.7.

The all-India position of the distribution of all teachers in the universities by basic pay drawn is given below:—

Salary Block	Number	Percentage	Cumulative	Percentage
	1964-65	1964-65	1963-64	1964-65
Rs. 100 & below	1,256	1.6	1.8	1.6
101—200	11,042	14.5	17.9	16.1
201—300	23,468	30.8	50.5	46.9
301—400	16,011	21.0	70.9	67.9
401—500	9,721	12.8	83.2	80.7
501—600	4,946	6.5	88.9	87.2
601—700	3,192	4.2	92.6	91.4
701—800	2,200	2.9	95.1	94.3
801—900	1,521	2.0	100.0	96.3
901—1,000	793	1.0		97.3
1,000 & above	2,055	2.7		100.0
Total	76,205			
Honorary & Part-time	5,801			
Grand Total	82,006			

Nearly 46.9 per cent of university teachers including those of constituent and affiliated colleges received a salary of less than Rs. 301 in 1964-65 as compared to 50.5 per cent in 1963-64. The percentage of teachers receiving a salary of Rs. 501 and above was 19.3 in 1964-65 as compared to 16.8 in 1963-64.

Of the teachers in the nine deemed to be universities, 14 were part-time honorary; of the rest of 754 teachers 16.3 per cent received a salary of Rs. 300 or less and 55.7 per cent Rs. 501 or more.

Examination Results

During 1964-65, 8,84,101 candidates (7,07,931 boys and 1,76,170 girls) appeared for various post, matriculation annual and supplementary examinations conducted by the universities. Of these, 4,51,149 (3,50,017 boys and 1,01,132 girls) passed. This gives an over all pass percentage of 51.0. The corresponding numbers for the previous year were: number appeared 7,86,738 number passed 3,97,651 and pass percentage 50.5. Apart from this, 1,51,520, Students (1,29,261, boys and 22,259 girls) appeared at various intermediate examinations conducted by the only Board of High School and Intermediate Examinations, Uttar Pradesh. Of these, 67,025 (54,565 boys and 12,460 girls) passed, yielding a pass percentage of 44.2. The number of candidates who passed at various levels is given below:—

Examinations	1962-63		1963-64		1964-65	
	All persons	Girls	All Persons	Girls	All Persons	Girls
Degree (including Post-Graduate Degree)	1,92,589	39,131	2,15,592	44,135	2,48,690	56,285
Intermediate (including Pre-University and Pre-Professional)	1,64,633*	36,657*	1,74,527*	40,064*	2,62,455†	55,524‡
Diploma/Certificate	12,916	2,663	7,532	1,776	7,029	1,783
Total	3,70,168*	77,451*	3,97,651†	86,975†	5,18,174‡	1,13,592‡

* Excludes results of Intermediate from U.P., for want of sex wise break-up, total being 58,864.

† Excludes result of Intermediate from U.P., for want of sex wise break-up, total being 58,873. These results also include those of institution deemed to be university.

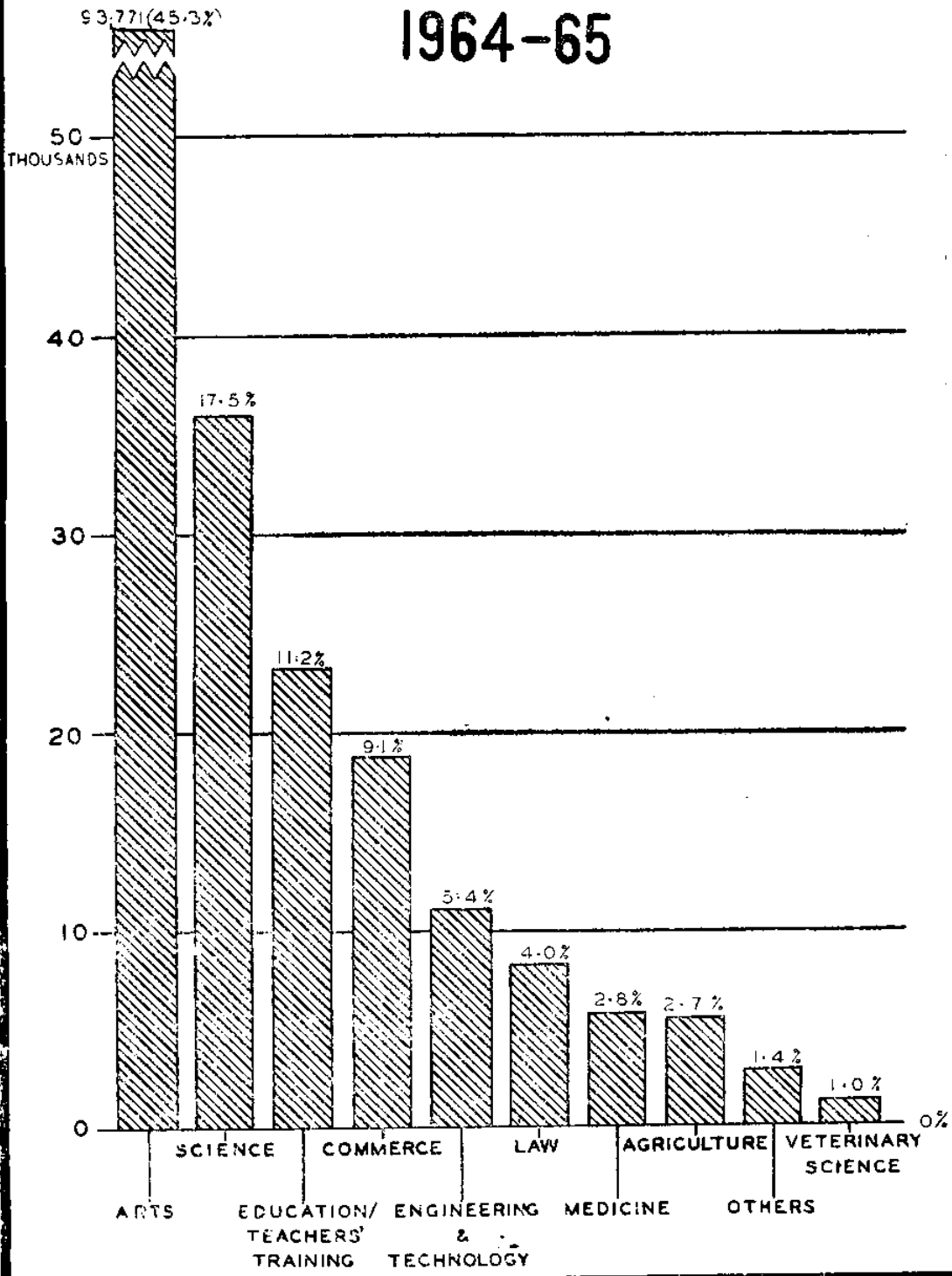
‡ Includes results of 67,025 pupils including 12,460 girls of Intermediate from U.P. Boards.

Out of 2,48,690 degrees conferred by the university during 1964-65, 2,06,987 were First degree in the subject, 40,785 were post-graduate degrees and remaining 918 were doctorate degrees. The number of candidates who received these degrees is given below:—

Type of Education	First Degree		Post-Graduate Degree		Doctorate Degree	
	1963-64	1964-65	1963-64	1964-65	1963-64	1964-65
General Education:						
Arts	79,391	93,771	22,803	26,368	281	388
Science	34,403	36,155	5,874	6,986	*	367
Home Science	572	802	53	80	*	..
Others	6	22	2	..	*	..
Total	1,14,322	1,30,750	28,732	33,434	281	755

* Included in Arts.

OUTPUT OF GRADUATES 1964-65



Type of Education	First Degree		Post-Graduate Degree		Doctorate Degree	
	1963-64	1964-65	1963-64	1964-65	1963-64	1964-65
<i>Professional Education—</i>						
Agriculture	4,650	5,627	811	1,116	..	114
Commerce	17,638	18,733	2,605	2,750	..	2
Education Teacher's Training	20,071	23,231	700	796	..	6
Engg. & Technology	9,600	11,117	551	819	..	14
Journalism	13
Law	8,006	8,354	96	106
Library Science	150	211	24	24
<i>Medicine—</i>						
Allopathy	4,017	5,043	763	1,001	}	26
Ayurvedic	225	237		
Dentistry	227	275	3	30		
Nursing	29	73	17	2		
Pharmacy	177	207	11	48		
Others	10	..	39		
Music & Fine Arts	57	187	33	33
Physical Education	67	81	..	5
Social Work	93	164
Veterinary Science	883	1,195	95	155	..	1
Others	53
Total	65,797	74,594	5,802	7,141	..	163
<i>Other Education (Oriental Studies)</i>						
Studios	235	1,643	439	210
GRAND TOTAL	1,80,324	2,06,937	34,973	40,785	..	295

Girls constituted nearly 19.9 per cent of the candidates who appeared in the various post-matriculation examinations conducted by universities. Over all pass percentage among girl students was about 57.6 during the year as compared to 56.5 per cent in the previous year. The pass percentage of girls appearing at the intermediate examination conducted by the U.P. Board was 56. The break up of the first Degree, Post-Graduate and Doctorate awarded to girl students by type of education is given below:—

Type of Education	First Degree		Post-Graduate Degree		Doctorate Degree	
	1963-64	1964-65	1963-64	1964-65	1963-64	1964-65
<i>General Education—</i>						
Arts	21,573	28,635	6,513	7,498	22	55
Science	5,773	6,489	882	1,139	*	43
Home Science	572	802	53	80
Others	1	1	1
Total	27,919	35,927	7,449	8,717	22	98
<i>Professional Education—</i>						
Agriculture	12	35	7	5	..	3
Commerce	224	257	125	23
Education	6,326	8,232	186	235	..	1
Engg. & Tech.	49	43	4	5
Journalism	5
Law	372	309	8	5
Library Science	44	95	5	6

*Included in Arts.

Type of Education	First Degree		Post Graduate Degree		Doctorate Degree	
	1963-64	1964-65	1963-64	1964-65	1963-64	1964-65
Medicine-						
Allopathy	1,024	1,238	131	159	..	1
Ayurvedic	27	32
Dentistry	39	46	1	2
Nursing	29	73	3	2
Pharmacy	5	16	2	3
Others	5	..	6
Music & Fine Arts	35	115	25	26
Physical Education	12	20
Social Work	25	29
Veterinary Science	8	8	1	1
Others)
Total	8,206	10,579	524	498	..	5
Other Education (Oriental Studies	111	453	4	3
GRAND TOTAL	36,236	46,964	7,977	9,218	..	103

For further details reference may be made to Tables XVI and XVII.

Scholarships, Stipends and Other Financial Concessions

One of the aims of the educational policies of the Government of India is to provide education, specifically higher education to all these who can be benefited by it. Many bright students could not go in for higher education because of financial difficulties. To obviate this difficulty, Govt. of India, State Governments and others are giving financial assistance to students under various schemes. The number of students benefited by the schemes and amount of money dispersed for this purpose is dealt with here.

Financial assistance for higher studies are given in the form of scholarships and stipends, or other financial assistance or free studentships.

In all 5,03,442 students received scholarships and stipends, financial assistance or free studentships in 1964-65. This forms 33.4 per cent of total enrolment. Of this 3,73,289 (74.1 per cent) were in general education courses, 1,29,956 (25.8 per cent) were in professional education courses and 197 (0.1 per cent) were in other education courses. The corresponding percentage to total enrolment are 37.7 per cent, 33.0 per cent and 5.4 per cent respectively. Of the total recipients of financial assistance in any form 4,28,830 (85.2 per cent) were boys and 74, 612 (14.8 per cent) were girls.

The 5,03,442 beneficiaries included 78,078 (15.5 per cent) scheduled caste students and 11,013 (2.2 per cent) scheduled tribe students. Of the scheduled caste beneficiaries, 63,187 (80.9 per cent) were in general education courses and 14,891 (19.1 per cent) were in professional education courses. Similarly, of the scheduled tribe beneficiaries 9,186 (83.4 per cent) were in general education courses and 1,827 (16.6 per cent) were in professional education courses. Of the scheduled caste beneficiaries 8.8 per cent were girls and among the scheduled tribes beneficiaries 14.8 per cent were girls.

Of the total beneficiaries 2,20,566 (43.8 per cent) received scholarships or stipends, 1,57,383 (31.3 per cent) got other financial assistance and 1,25,493 (24.9 per cent) got free studentships. The corresponding number in the case of scheduled caste students were 57,279 (73.4 per cent), 12,981 (16.6 per cent) and 7,818 (10.0 per cent) respectively and 9,075 (82.4 per cent), 1,081 (9.8 per cent) and 857 (78 per cent) respectively in the case of scheduled Tribes.

An amount of Rs. 133.08 million was distributed as scholarships, stipends and financial assistance to the beneficiaries in 1964-65. Of this, Rs. 74.11 million was given to beneficiaries of general education courses; Rs. 53.96 million to beneficiaries in professional education courses and Rs. 0.01 million to beneficiaries of other education. Of the total amount distributed, Rs. 31.00 million was distributed to scheduled caste beneficiaries and Rs. 4.12 million to scheduled tribes beneficiaries. The average amount distributed per beneficiary student comes to Rs. 264 for all beneficiaries; Rs. 397 for scheduled caste beneficiary and Rs. 374 per scheduled tribe beneficiary.

Beneficiaries of general education received on the average Rs. 199 per beneficiary. The corresponding amount per beneficiary of professional education was Rs. 454 and other education was Rs. 40. The corresponding amounts for scheduled caste and scheduled tribes beneficiaries were Rs. 353; Rs. 585; and Rs. 359; Rs. 453 respectively for general and professional education.

Of the total disbursement, Rs. 109.74 million was as scholarships and stipends and the balance as other financial assistance.

The university-wise details are given in Table XVIII.

In the nine deemed to be universities also, 2,708 students received financial assistance. This forms 49.4 per cent of the total enrolment. Of them 923 were in general education courses and 1,785 in professional courses. The corresponding percentage of total enrolment are 36.2 and 61.0. An amount of Rs. 35.8 lakhs was distributed to these students--Rs. 7.95 lakhs for students in general education and Rs. 27.85 lakhs for students in professional courses. The per beneficiary amount distributed was Rs. 862 for general education and Rs. 1,560 for professional courses.

Finance

Income

During the year 1964-65, the universities and their constituent and affiliated colleges had a total income of Rs. 123.46 crores as compared to an income of Rs. 108.34 in 1963-64. This shows an increase of 13.9 per cent.

Of the total income, Rs. 99.56 crores (80.6 per cent) was recurring income and Rs. 23.9 crores (19.4 per cent) was non-recurring income. The

distribution of income by source is given below--:

Source	1963-64		1964-65	
	Amount (Rs. in crores)	Percent- age	Amount (Rs. in crores)	Percent- age
<i>Recurring—</i>				
Central Govt.	12.61	11.6	15.05	12.2
State Govts.	35.20	32.6	39.10	31.7
Local Boards	0.43	0.4	1.83	1.5
Fees	32.40	29.9	36.12	29.2
Endowments	0.84	0.8	0.95	0.7
Other Sources	5.46	5.1	6.51	5.3
Total	87.04	80.3	99.56	80.6
<i>Non-recurring—</i>				
Central Govt.	10.11	9.3	11.69	9.5
State Govts.	7.29	6.7	7.30	5.9
Other Sources	3.90	3.6	4.91	4.0
Total	21.30	19.7	23.90	19.4
GRAND TOTAL	108.34	100.0	123.46	100.0

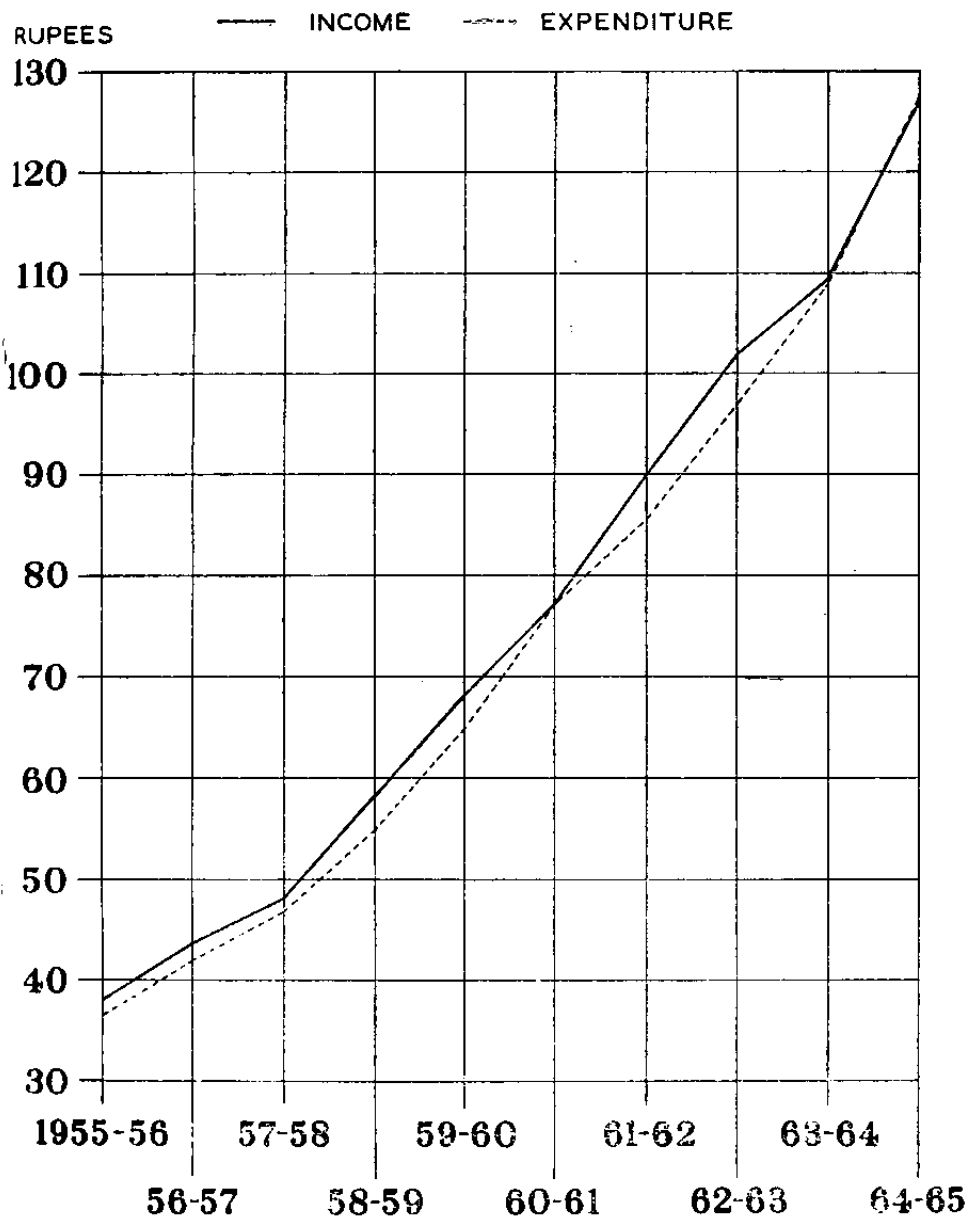
Of the total income of the universities and their colleges, 21.7 per cent was contributed by the Central Government and 37.6 per cent by the State Governments. Income from fees formed 29.2 per cent of the total income. Other sources such as donations, fines, income from saving and investments, etc., formed 9.3 per cent of the total income. The contribution of the local board and endowments was about 2.2 per cent; 1.5 per cent being from local boards.

The pattern of the contribution by different sources to the income of the universities and their colleges remained more or less the same as in 1963-64, excepting that the contribution of State Governments has decreased and that of Central Government has increased. The contributions of Local Boards have increased substantially.

The institutions deemed to be universities had a total income of Rs. 382.75 lakhs, comprising of Rs. 365.50 lakhs (95.5 per cent) recurring income and

PROGRESS OF INCOME & EXPENDITURE

[RUPEES IN CRORES]



Rs. 17.25 lakhs (4.5 per cent) as non-recurring income. The distribution of income by sources is given below :

Source	Deemed to be Universities		All Universities	
	Amount (Rs. in lakhs)	Percentage	Amount (Rs. in crores)	Percentage
<i>Recurring—</i>				
Central Govt.	306.77	80.1	18.11	14.2
State Govts.	9.45	2.5	39.20	30.8
Local Boards	0.02	0.0	1.83	1.5
Fees	23.23	6.1	36.36	28.6
Endowments	10.60	2.8	1.05	0.8
Other sources	15.43	4.0	6.67	5.2
Total	365.50	95.4	103.22	81.1
<i>Non-Recurring—</i>				
Central Govt.	15.11	4.0	11.87	9.3
State Govts.	0.18	0.0	7.30	5.7
Other sources	1.96	0.5	4.93	3.9
Total	17.25	4.5	24.07	18.9
GRAND TOTAL	382.75	100.0	127.29	100.0

Taking all the universities and deemed to be universities and their colleges together, 36.5 per cent of the income was from State Government and another 28.6 per cent from fees. Central Government contributed 23.5 per cent of the income. In the case of deemed to be universities 84.1 per cent of the income was from Central Government. State Governments contributed only 2.5 per cent of the total income and fees another 6.1 per cent. University-wise details are given in Table XIX.

Expenditure

The total expenditure of universities and their constituent and affiliated colleges in 1964-65 was Rs. 124.37 crores compared to Rs. 108.13 crores in 1963-64. This gives an increase of 15.0 per cent. Of the total expenditure, recurring expenditure was Rs. 96.72 crores (77.8 per cent) and non-recurring expenditure was Rs. 27.65 crores (22.2 per cent). The break-up of expenditure by item is given below. The university-wise details are given in Table XX.

Item	1963-64		1964-65	
	Amount (Rs. in crores)	Percent- age	Amount (Rs. in crores)	Percent- age
<i>Recurring</i>	84.45	78.1	96.72	77.8
Salaries of staff	45.84	42.4	51.99	41.8
(i) Teaching Staff	34.02	31.5	38.30	30.8
(ii) Administrative and others	11.83	10.9	13.69	11.0
Equipment, Apparatus and Furniture	5.85	5.4	6.41	5.2
Scholarships, Stipends and other Financial Assistance	10.16	9.4	12.29	9.9
Library	2.61	2.4	3.04	2.4
Games & Sports	0.67	0.6	0.72	0.6
Examinations	4.11	3.8	4.62	3.2
Hostels	1.47	1.4	1.68	1.4
Repairs of Buildings	1.07	1.0	1.01	0.8
Others	12.66	11.7	15.56	12.5
<i>Non-recurring</i>	23.68	21.9	27.65	22.2
Library	1.36	1.3	1.91	1.5
Buildings	14.15	13.1	16.48	13.3
Equipment	5.08	4.7	6.04	4.8
Others	3.09	2.8	3.22	2.6
Total	108.13	100.0	124.37	100.0

Salaries of staff accounted for about 42 per cent of the total expenditure. Other important items of expenditure in order of relative importance were repair and construction of buildings (14.1 per cent), equipment, appliances and furniture (10.0 per cent) and scholarships, stipends, etc., (9.9 per cent).

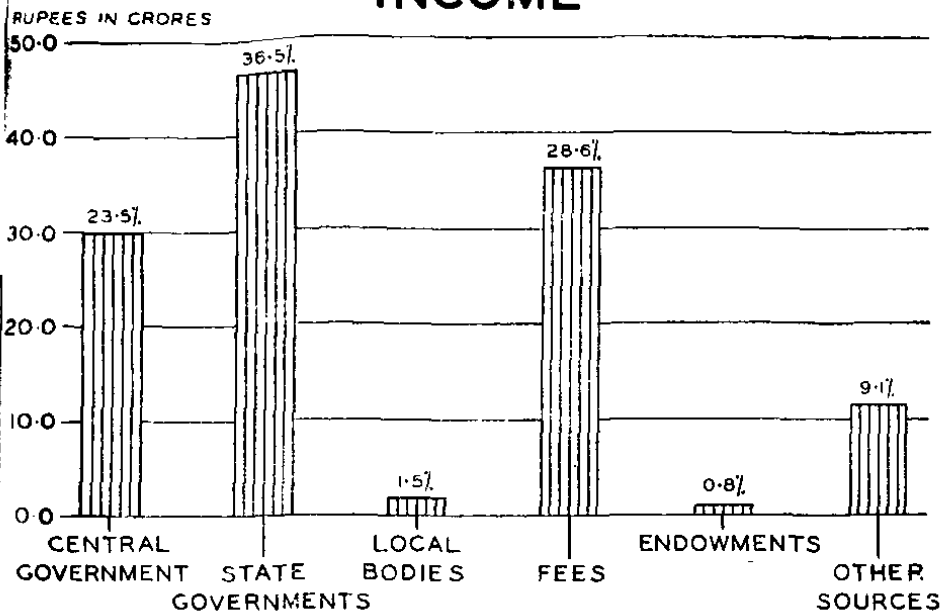
The expenditure of the nine deemed to be universities was Rs. 299.72 lakhs comprising of Rs. 281.92 lakh (94.1 per cent) of recurring expenditure and Rs. 18.08 lakhs of non-recurring expenditure. The details are as follows:—

Items	Expenditure	
	Amount (Rs. in Lakhs)	Per cent- age
<i>Recurring</i>	281.92	94.1
Salary of Staff	72.52	24.2
(i) Teaching Staff	52.00	17.3
(ii) Administrative and other staff	20.52	6.9
Apparatus, Equipment and furniture	11.77	3.9
Scholarships, etc.	35.77	12.0
Library	6.79	2.3
Games & Sports	3.54	1.2
Conduct of Examinations	1.53	0.5
Hostels	0.67	0.2
Buildings	2.49	0.8
Other items	146.84	49.0
<i>Non-recurring</i>	17.80	5.9
Library	2.15	0.7
Buildings	3.75	1.2
Equipment	3.34	1.1
Others	8.56	2.9
Total	299.72	100.0

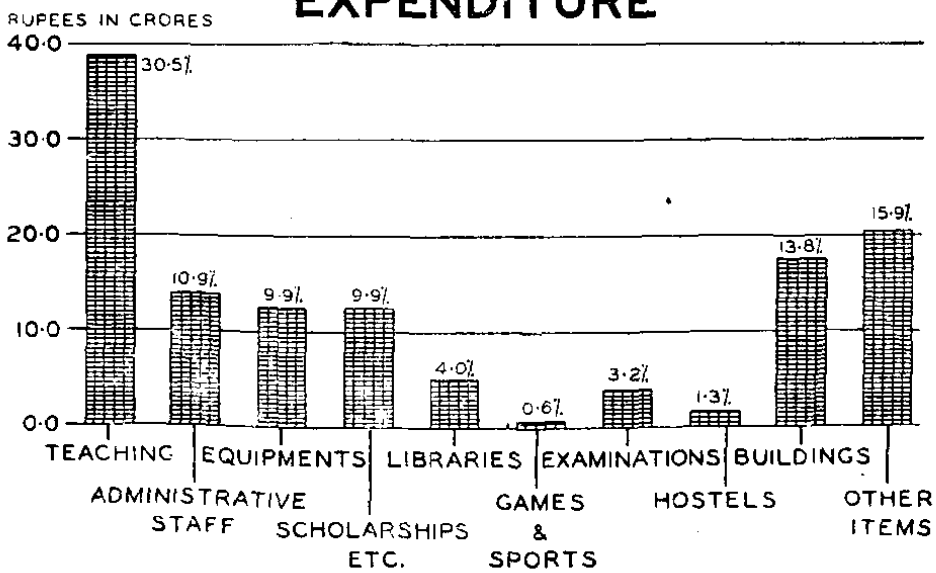
UNIVERSITY & COLLEGE FINANCES

[1964 - 65]

INCOME



EXPENDITURE



Libraries

Library facilities were available to students in all university teaching departments, and their constituent and affiliated colleges in various degrees. The total stock of books, periodicals, etc., in all the libraries of the universities and their colleges (excluding those affiliated to boards of intermediate education) was 351 lakhs of which about 62 lakhs volumes were in university libraries and the balance in the libraries of affiliated and associated colleges. The corresponding figures for the previous year were 222 lakhs and 53 lakhs respectively. Of the total volumes, nearly 323 lakhs were books, 18 lakhs were periodicals, 3 lakhs were manuscripts and 7 lakhs 'others' volumes.

About 28.2 lakhs volumes were added during the year, 22.6 lakhs in constituent and affiliated colleges libraries and 5.6 lakhs in university libraries. Of the total number added during the year, 24.1 lakhs were books.

Nearly 249 lakhs volumes were issued to students, research workers and teachers from the various libraries, 43 lakhs from university libraries and 206 lakhs from constituent and affiliated colleges libraries.

The nine deemed to be universities had nearly 4.9 lakhs volumes in their libraries and the libraries of their constituent and affiliated colleges. University-wise details are given in Table XXI.

Hostel facilities

Table XXII-A (cols. 2 to 19) gives the details, university-wise the hostel facilities available in universities and their colleges in 1964-65. There were in all 3,849 managed and approved hostels in the different universities and their colleges. Of these, 828 were for girls and 3,021 for boys. Of the 3,021 hostels for boys 2,023 hostels were managed by the institutions concerned and the balance were only approved hostels. Similarly, in the case of girls' hostels 558 were managed by the institutions and 270 were approved hostels. Of the total number of hostels, managed and approved, 309 (251 for boys and 58 for girls) were attached to the universities; 729 (606 for boys and 123 for girls) were attached to the constituent colleges; and 2,811 (2,164 for boys and 647 for girls) were attached to the affiliated colleges.

The intake capacity of the hostels managed by the institutions and the number of residents from the institutions in the hostels approved by the institutions are given in Table XXII (col. 20 to 38 for each university).

The intake capacity of the hostels managed by the universities and their colleges totalled to 1,93,100 for boys, and 41,290 for girls. The number of residents from the universities and their colleges residing in approved hostels was 22,921 boys and 4,582 girls. Thus hostel facilities existed in 1964-65 for 2,61,893 students of universities and colleges, consisting of 2,16,021 for boys and 45,872 for girls. This forms 20.6 per cent of the total enrolment in universities and their colleges. In the case of boys 21.5 per cent were provided hostel facilities and in case of girls 17.3 per cent had hostel facilities.

Of the students in university teaching departments, 47.0 per cent boys and 44.5 per cent girls had hostel accommodation. In the case of constituent colleges, the corresponding percentages were 20.4 per cent and 11.5 per cent respectively. In the case of affiliated colleges, 19.5 per cent of boys and 17.6 per cent of girls only had hostel facilities. In the case of the nine deemed to be universities, they had in all hostel facilities for 3,167 boys and 400 girls students of which hostel facilities for 4 boys only were in university approved hostels and the rest were in university managed hostels. This formed 65.1 per cent of the total enrolment in deemed to be universities (63.4 per cent for boys and 82.6 per cent for girls).

Evening Colleges

During the year 1964-65, 202 constituent and affiliated colleges and university teaching departments had evening/morning classes as compared to 162 institutions in the previous year. However, the required information regarding the type of education given, enrolment and number of teachers, etc., was available only from 176 institutions. The university-wise distribution of these 176 institutions alongwith the type of education is given in Table XXIII-A. Of these 176 institutions, 123 had courses in general education (109 in Art and 14 in Science) and 102 had courses in professional education (59 in Commerce, 33 in Law, 3 in Engineering, 3 in Business Management, 3 in Music and Dancing and one in Education).

The total enrolment in evening courses in the 176 institutions was 66,082 consisting of 63,762 boys and 2,320 girls. The enrolment by type of education is given below. The university-wise details are given in Table XXIII-B.

Type of Education	Enrolment		
	Boys	Girls	Total
<i>General Education</i>			
Arts	33,361	1,676	35,037
Science	29,346	1,517	30,863
Science	4,015	159	4,174
<i>Professional education</i>	30,491	644	31,015
Commerce	29,544	192	29,736
Law	8,273	177	8,450
Engineering	803	..	803
Music Dancing and Fine Arts	300	257	557
Business Management	371	..	371
Education	90	18	108
Total	63,762	2,320	66,082

Of the total 53.0 per cent were studying general education courses and 47.0 per cent were studying professional courses, mainly Commerce and Law.

The distribution of 66,082 students by level of education is given in the table below :—

Type of Education	P.U.C.		Degree		Post-graduate	
	Boys	Girls	Boys	Girls	Boys	Girls
1	2	3	4	5	6	7
Arts	8,607	361	19,189	1,023	902	74
Science	1,979	93	2,036	66
Commerce	2,934	33	17,545	158
Law	7,106	141	399	23
Engineering	675
Business Management
Music Dancing & Fine Arts
Education	90	18
Total	13,520	487	46,641	14,06	1,301	97

Type of Education	Diploma/ Certificate		Post-Graduate Diploma		Total		
	Boys	Girls	Boys	Girls	Boys	Girls	Total
8	9	10	11	12	13	14	15
Arts	641	58	7	1	29,346	1,517	30,863
Science	4,015	159	4,174
Commerce	65	1	20,544	192	20,736
Law	238	8	550	5	8,293	177	8,470
Engineering	128	803	..	803
Business Management	35	..	336	..	371	..	371
Music Dancing & Fine Arts	300	257	300	257	567
Education	90	18	108
Total	1,407	324	893	6	63,762	2,320	66,082

Of the total 72.7 per cent were enrolled for the first degree courses in the different subjects and 21.2 per cent in pre-university or equivalent courses.

The total number of teachers working in these institutions was 3,413 consisting of 3,284 men and 129 women. Of these 2,096 teachers were teaching general education courses, 645 Commerce, 313 Law, 204 Engineering, 69 Business Management, 74 Music and Dancing and 12 Education. The university-wise details are given in Table XXIII-C.

STATISTICAL TABLES
1964-65

TABLE I-A—Universities in India—Jurisdiction, Type and Faculties

Name and Address	Year of Founda- tion/Recon- stitution	Territorial Jurisdiction	Type	Faculties
1	2	3	4	5
Agra University, Agra	1927/1953	State of U. P. (excluding areas of Aligarh, Allahabad, Banaras, Gorakhpur and Lucknow Universities).	Affiliating	Arts; Sc.; Agri.; Com.; Engg.; Law; Med.; Tech. Vet.Sc. &A.H.
Aligarh Muslim University, Aligarh	1921/1931, 1935, 1941, 1945 and 1951.	Within the radius of 15 miles from University Mosque.	Residential and Teaching	Arts; Sc.; Com.; Engg.& Tech.; Law; Med.; Theology.
Allahabad University, Allahabad	1887/1921, 1922, 1954, 1957.	Within the radius of 10 miles from the University.	Unitary, Teaching and Residential	Arts; Sc.; Com.; Engg.; Law; Med.
Andhra Pradesh Agricultural University, Hyderabad.	1964	State of Andhra Pradesh	Teaching and Residential.	Agri.; Home Sc.; Vet.Sc.
Andhra University, Waltair	1926	Districts of Srikakulam, Visakhapatnam, E. Godavari, W. Godavari, Krishna and Guntur in A. P.	Teaching and Affiliating	Arts.; Sc.; Com.; Engg.; Fine Arts.; Law; Med. Oriental learning; Teaching.
Annamalai University, Annamalai-nagar.	1929	Within the radius of 10 miles from the Convocation Hall.	Teaching and Residential	Arts; Sc.; Engg. & Tech. Oriental Studies Philosophy and Education.
Banaras Hindu University, Varanasi.	1916	Within the radius of 15 miles from Temple as a centre.	Teaching and Residential	Arts; Sc.; Fine Arts; Law; Medicine and Surgery (Ayurveda); Music and Oriental Learning; Technology; Theology.
Bangalore University, Bangalore.	1964	The limits of greater Bangalore	Federal	Arts; Sc.; Com.; Edu.; Engg. & Tech. Law; Med.
Baroda University, Baroda.	1949	Within a radius of 10 miles from University Office.	Teaching and Residential	Arts; Sc.; Home Sc.; Com.; Edu. & Psych.; Engg. & Tech.; Fine Arts; Law.Med.; Social Work.
Bhagalpur University, Bhagalpur.	1960	Bhagalpur Division of the State of Bihar.	Teaching and Affiliating	Arts; Sc. Agr.; Com.; Engg.; Law.

Bihar University, Muzaffarpur	. . . 1952/1960	Tirhut Division of Bihar State	Teaching and Affiliating.	Arts; Sc.; Agri; Com.; Edu.; Engg.; Law; Med.
Bombay University, Bombay	. . . 1857/1904/ 1928/1953	Greater Bombay	Teaching and Federal	Arts; Sc.; Com.; Law; Med.; Dentistry. Tech.
Burdwan University, Burdwan 1960	5 districts of W. Bengal viz, Bankura, Birbhum, Burdwan, Hooghly and Purulia.	Teaching and Affiliating	Arts (including Commerce also) Sc.; Engg. & Tech.
Calcutta University, Calcutta	. . . 1857/1954	States of W. Bengal and Tripura excluding areas of Burdwan, Jadavpur, Kalyani North Bengal & Visva Bharati. Universities.	Teaching and Affiliating	Arts; Sc.; Agri.; Com.; Edu. Engg.; Fine Arts & Music; Journalism; Law; Medicine; Tech.; Vet. Sc.
Delhi University Delhi 1922/1952	Union territory of Delhi	Teaching and Affiliating	Arts; Sc.; Edu.; Law; Medical Science, Music and Fine Arts; Maths; Social Sc.; Tech.
Gauhati University, Gauhati 1948	State of Assam, Union Territories of Manipur, Nagaland and NEFA.	Teaching and Affiliating	Arts; Sc.; Agri.; Com.; Engg.; Law Med.; and Vet. Sc.
Gorakhpur University, Gorakhpur. 1957	14 districts of U. P. (Gorakhpur, Deoria, Azamgarh, Basti, Jaunpur, Ghazipur, Ballia, Gonda, Baharaich, Faizabad, Mirzapur, Sultanpur, Pratapgarh and Varanasi).	Teaching and Affiliating	Arts; Sc.; Com.; Law.
Gujarat University, Ahmedabad 1949	State of Gujarat (excluding the areas of Baroda and Sardar Patel University).	Teaching and Affiliating	Arts (including Edu.); Sc.; Com.; Law; Med.; Tech. (including Engg.)
Indira Kala Sangeet Vishvavidyalaya, Khairagarh. 1956	State of Madhya Pradesh (but it can affiliate institutions outside the State also.)	Teaching and Affiliating	Music and Dance.
Indore University, Indore 1964	Revenue district of Indore	Teaching and Federal	Arts; Sc.; Ayurvedic Com.; Engg.; Law; Med.
Jabalpur University, Jabalpur 1957	Revenue District of Jabalpur	Teaching and Affiliating	Arts; Sc.; Home Sc.; Com.; Edu. Engg.; Law; Med.
Jadavpur University, Jadavpur 1955	Within a radius of 2 miles from the University Office.	Unitary and Teaching	Arts; Sc.; Engg. & Tech.

TABLE I-A—Universities in India—Jurisdiction, Type and Faculties—contd.

1	2	3	4	5
Jammu & Kashmir University, Srinagar.	1948	Jammu & Kashmir State	Teaching and Affiliating	Arts; Sc.; Agri.; Com.; Edu.; Engg.; Medicine; Oriental Learning.
Jawaharlal Nehru Krishi Vishwavidyalaya, Jabalpur.	1964	Madhya Pradesh	Teaching and Residential	Agriculture.
Jiwaji University, Gwalior	1964	Districts of Bhind, Datia, Guna, Gwalior, Morena and Shivpuri in M.P.	Teaching and Affiliating	Arts; Sc.; Ayurveda; Com.; Edu.; Engg.; Law.; Med.; Physical Edu.; and Social Sc.
Jodhpur University, Jodhpur	1962	Jodhpur Municipal limits in Rajasthan.	Teaching and Residential	Arts.; Sc.; Com.; Edu.; Law; Engg. and Social Sc.
Kalyani University, Kalyani	1960	Police Station Chakdah and Harsing Pata in the district of Nadia and Police Station Bijpur in 24 Parganas in West Bengal State	Teaching and Residential	Arts; Sc.; Agri.
Kameshwar Singh Darbhanga Sanskrit Vishwavidyalaya, Darbhanga.	1961	Bihar State	Teaching and Affiliating	Arthashastra, Ayurveda, Darshana, Dharam shastra, Jyotisha, Purana Sahitya, Veda, Vyakaran.
Karnatk University, Dharwar	1950	Districts of Belgaum, Bellary, Bidar, Bijapur, Dharwar, Gulbarga, North Kanara and Raichur in Mysore State.	Teaching and Affiliating	Arts; Sc.; Agri. Engg.; Med.; Law; Social Sciences (includes Com. and Edu.).
Kerala University, Trivandrum	1937/1957	State of Kerala	Teaching and Federal	Arts, Sc, Agri.; Ayurveda, Com.; Edu.; Engg.; Law; Med; Oriental Studies; Vet, Sc.
Kurukshetra University, Kurukshetra.	1956	Within the radius of 10 miles from the University Office.	Teaching and Residential	Arts; Sc.; Languages; Social Edu.
Lucknow University, Lucknow	1921/1958	With in the radius of 10 miles from the University Convocation Hall.	Teaching and Residential	Arts, Sc.; Com.; Law. & Mec.
Madras University, Madras	1857/1904, 1923 and 1929	State of Madras excluding the area of Annamalai University.	Teaching and Affiliating	Arts; Sc.; Agri. Com.; Engg.; Fine Arts; Law; Med; Oriental Learning; Teaching; Technology; Vet. Sc.;
Magadh University, Bodhgaya	1962	Whole of the Patna Distt. excluding the Municipal area of Patna city which falls within the jurisdiction of Patna University.	Teaching and Affiliating	Arts; Sc.; Com.; Law; Vet. Sc.;

Marathwada University, Aurangabad.	1958	5 districts viz., Aurangabad, Bhir, Parbhani, Nanded and Osmanabad. Marathwada area of Maharashtra State.	Teaching and Affiliating	Arts; Sc.; Agri.; Com.; Edu.; Engg.; Law; Med.
Mysore University, Mysore	1916/1957	Distts. of Chikmagalur, Chitradurga, Coorg, Hassan, Kolar; Mandya, Mysore, Shimoga, S. Kanara and Tamkur in Mysore State.	Teaching and Affiliating	Arts; Sc.; Com.; Edu.; Engg.; Tech.; Law.
Nagpur University, Nagpur	1923	Revenue Districts of Akola, Amaravati, Bhandara, Buldana, Chandrapur, Nagpur, Wardha and Yeotmal in Maharashtra.	Teaching and Affiliating	Arts; Sc.; Agri; Com.; Edu.; Engg. Law; Med.
North Bengal University, Rajarammohanpur.	1962	Districts of Cooch Behar, Darjeeling, Jalpaiguri, Malda and W. Dinajpur in W. Bengal.	Teaching and Affiliating	Arts; Sc.; Edu.; Engg.
Orissa University of Agriculture and Technology, Bhubaneswar.	1962	State of Orissa	Teaching and Residential	Agri; Basic Sc. and Humanities; Vet. Sc. & A.H.
Osmania University, Hyderabad.	1918/1947	Adilabad, Kurimnagar, Khamam, Hyderabad, Mahbubnagar, Meddak, Nalgonda and Warangal Distt. of Andhra Pradesh	Teaching and Affiliating	Arts; Sc.; Com.; Edu.; Engg.; Tech.; Law.; Medicine.
Panjab University, Chandigarh	1947	Punjab and Himachal Pradesh (excluding the areas of Punjabi, Kurukshetra and Punjab Agri Universities).	Teaching and Affiliating	Arts; Sc.; Agri.; Com.; Design & Fine Arts; Edu.; Engg. & Tech.; Languages; Law & Med.
Patna University, Patna	1917/1952/1960/1962	Patna Municipal Corporation Area	Teaching and Residential	Arts; Sc.; Com.; Edu.; Engg.; Law; Med.
Poona University, Poona	1940	Districts of Ahmednagar, Dhulia, Jalgaon, Kolaba, Nasik, Poona and Thana.	Teaching and Affiliating.	Arts & Sc.; Mental, Moral & Social Scs.; Med.; Agri.; Ayurvedic; Com; Engg.; Law; Med.
Punjab Agricultural University, Ludhiana.	1962	Two Campuses (i) at Hissar (ii) at Ludhiana.	Residential and Teaching	Agri. and Vet. Sc.
Punjabi University, Patiala	1962	Radius of ten miles from the University Office.	Teaching and Residential	Arts Sc.; Busi; Admn. & Com.; Edn.; Engg. ; Tech.; Languages; Law; Medicine.

TABLE I-A—Universities in India—Jurisdiction, Type and Faculties.

1	2	3	4	5
Rabindra Bharati University, Calcutta.	1962	West Bengal	Teaching and Affiliating	Arts & Fine Arts.
Rajasthan University, Jaipur	1947	State of Rajasthan excluding the areas of Jodhpur and Udaipur Universities.	Affiliating and Teaching	Arts; Sc.; Com.; Edu.; Law; Engg.; Med.
Ranchi University, Ranchi	1960	The whole of Chhota Nagpur Division of Bihar State.	Teaching and Affiliating	Arts; Sc.; Com.; Edu.; Engg.; Law; Med.; Mining; Vet. Sc. & A.H.
Ravi Shankar University, Raipur.	1964	Revenue districts of Bastar, Bilaspur, Durg, Raigarh, Raipur and Surguja in M.P.	Teaching and Affiliating	Arts; Sc.; Ayurveda.; Com.; Edu.; Engg.; Law; Med.
Roorkee University, Roorkee	1949	Not defined	Residential and Teaching	Sc. and Engg.
S. V. Vidyapeeth Vallabh Vidyanagar.	1955	Within a radius of 5 miles from the University Office.	Teaching and Affiliating	Arts; Sc.; Agri.; Com.; Edu. & Engg.
Saugar University, Sagar	1946	Revenue districts of Balaghat, Chhatarpur, Chhindwara, Damoh, Hoshangabad, Mandla, Narsinghpur, Nirmar, Panna, Rewa, Sagar, Satna, Shahdol, Sidhi and Tikamgarh in M.P.	Teaching and Affiliating	Arts; Sc.; Edu.; Engg. & Tech.; Law.
Shivaji University, Kolhapur	1962	Kolhapur, Ratnagiri, Sangli, Satara & Sholapur districts of Maharashtra State.	Teaching and Affiliating	Arts; Sc.; Agri.; Com.; Edu.; Engg.; Law; Med.; Social Sciences. Arts.
S.N.D.T. Women's University, Bombay.	*1951	No limits defined	Teaching and Affiliating	
Sri Venkateswara University, Tirupati.	1954	Five districts of Andhra Pradesh viz. Anantapur, Chittoor, Cudapah, Kurnool and Nellore.	Teaching and Affiliating	Arts; Sc.; Com.; Edu.; Engg.; Med.; Oriental Studies.
Udaipur University, Udaipur	1962/1963	Municipal limits of the city of Udaipur.	Teaching and Affiliating	Arts; Sc.; Agr.; Com; Edu.; Law; Vet. Sc.
University of Agricultural Science, Malleswaram, Bangalore	1964	Mysore State	Teaching and Affiliating	Agri.; Animal Science; Basic Sc.; Humanities; Vet. Sc.
U. P. Agricultural University, Pant Nagar.	1960	University Campus	Residential and Teaching	Agri.; Agri. Engg. & Tech.; Basic Sc. and Humanities. Vet. Sc.;
Utkal University, Vani Vihar Bhubaneswar.	1943	State of Orissa	Affiliating and Teaching	Arts; Sc.; Com.; Edu.; Engg.; Law; Med.

Varanaseya Sanskrit Vishwavidyalaya, Varanasi.	1958	All over India	Teaching and Affiliating	Sanskrit.
Vikram University, Ujjain	1956/1957	Revenue districts of Dewas, Dhar, Jhabua, Mandasaur, W. Nimar, Raisen, Rajgarh, Ratlam, Sehore, Shajapur, Ujjain and Vidisha in M.P.	Teaching and Affiliating	Arts; Sc.; Com.; Edu.; Engg.; Law; Med.
Visva-Bharati University, Santiniketan.	195**	The area of Santiniketan in the district of Birbhum, in W. Bengal.	Teaching and Residential	Arts.
<i>Institutions deemed to be Universities—</i>				
Birla Institute of Technology, Pilani.	1964	Vidya Vihar, Pilani (Rajasthan)	Unitary	Humanities and Soc. Sc.; Sc.; Engg. & Tech.
Gujarat Vidyapeeth, Ahmedabad	1920/1928	No territorial limit is prescribed	Unitary	Social Sciences and Education
Gurukul Kangri Vishwavidyalaya, Haridwar.	1900/1962	Within its own Campus	Teaching & Residential	Arts & Ved.
Indian Agricultural Research Institute, New Delhi.	1958	Not defined	Residential and Unitary	Agr.
Indian Institute of Science, Bangalore.	1909	Not defined	Teaching and Residential	Sc.; Engg.
Indian School of International Studies, New Delhi.	1955/1961	Not defined	Teaching and Residential	The School has no faculties. It has departments, namely International Politics & Organisation; International Economics; International Law; South Asian Studies; West Asian Studies; East Asian Studies; Central Asian Studies; American Studies; Commonwealth studies South EastAsian Studies.
Jamia Millia Islamia, Jamia Nagar, New Delhi.	1920	Not defined	Teaching & Residential	Art. & Edu.
Kashi Vidyapith Varanasi	1921	No territorial limit	Teaching	Arts; Social Sciences.
Tata Institute of Social Sciences, Bombay.	1936	All-India	Teaching and Research	Criminology and Correctional Administration; Child Welfare; Labour Welfare and Industrial Relations; Med. & Psychiatric; Social Work; Rural Welfare; Social Research; Urban Community Dev.; Tribal Welfare.

* Was established in 1961 but started functioning as a Statutory University in 1951 under an act passed by Govt. of Bombay, 1949.

** Was established in 1921 but started functioning as a Statutory University in 1951 under an act passed by the Central Government.

TABLE I-B—Medium of Instruction and Examinations in Universities

Name of University	Medium of Instruction/Examination in			Professional Courses	Remarks
	General Education Course				
	Pre-University	Graduate	Post-Graduate		
1	2	3	4	5	6
Agra University	English and Hindi	English and Hindi	English and Hindi	Hindi for B. Com, M. Com. B. Ed. and English for others.
Aligarh Muslim University, Aligarh	English ; Urdu and Hindi	English	English	English. For B. U. M. S. medium is Urdu.	
Allahabad University, Allahabad	English and Hindi	English and Hindi	English	
Andhra Pradesh Agricultural University, Hyderabad	English	
Andhra University, Waltair	English	English	English	English	
Annamalai University, Annamalaiagar	English	English	English	English	
Banaras Hindu University, Varanasi	Hindi and English	Hindi and English	Hindi and English	Hindi and English	
Bangalore University, Bangalore	English	English	English	English	
Baroda University, Baroda	English, Hindi and Gujarati	English	English	English	
Bhagalpur University, Bhagalpur	Hindi	Hindi and English	Hindi and English	Hindi and English	
Bihar University, Muzaffarpur	Hindi, English and Bengali	Hindi, English and Bengali	English	English	
Bombay University, Bombay	English	English	English	English	
Burdwan University, Burdwan	English and Bengali	English and Bengali	English	English	
Calcutta University, Calcutta	English	English	English	English	
Delhi University Delhi	English	English	English	
Gauhati University, Gauhati	English	English	English	English	
Gorakhpur University, Gorakhpur	Hindi and English	Hindi and English	Hindi and English	

Gujarat University, Ahmedabad	Gujarati, English and Hindi	Gujarati, English and Hindi	Gujarati, English and Hindi	Gujarati, English and Hindi	
Mulla Kala Sangeet Vishwavidyalaya, Khairagarh.	Hindi, English and Marathi	
Indore University, Indore	English and Hindi	English and Hindi	English and Hindi	English, Hindi for B. Ed.	
Jabalpur University, Jabalpur	English and Hindi	English and Hindi	English	Hindi is allowed in B. Ed.
Jalavpur University, Calcutta	English and Bengali	English	English	English	
Jammu & Kashmir University, Srinagar	English	English	English	English	
Jawaharlal Nehru Krishi Vishwavidyalaya, Jabalpur.	English	
Jiwaji University, Gwalior	English and Hindi	English and Hindi	English and Hindi	
Jodhpur University, Jodhpur	Hindi	Hindi and English	Hindi and English	English in Engg. and Law; Hindi in Edu. Hindi and English in Com.	
Kalyani University, Kalyani	English	English	English	
Kameshwar Singh Darbhanga Sanskrit Vishwavidyalaya, Dharbanga.	*	*	*	*	*Sanskrit but English, Hindi, Maithali & Bengali are also allowed.
Karnatak University, Dharwar	Hindi, Regional Languages and English	English	English	English	
Kerala University, Trivandrum	English	English	English	English	
Kurukshetra University, Kurukshetra	English	English	English	English	Hindi and Punjabi also allowed in non-science subjects upto B.A.
Lucknow University, Lucknow	Hindi,	English	English	
Madras University, Madras	English	English	English	English	
Magadh University, Bodhgaya	Hindi, English, Urdu and Bengali	Hindi, English, Urdu and Bengali	English	English	Hindi, Urdu & Bengali is allowed for Com.
Marathwada University, Aurangabad	English, Hindi and Marathi	English, Hindi, and Marathi	English, Hindi and Marathi	English, Hindi and Marathi	
Mysore University, Mysore	English and Kanada	English and Kanada	English	English	

TABLE I-B—*Medium of Instruction and Examinations in Universities—contd.*

1	2	3	4	5	6
Nagpur University, Nagpur	English, Hindi and Marathi	English, Hindi and Marathi	Medium of Instruction is English, Medium of Exam. is English, Hindi and Marathi for M.A and English for M.Sc	Hindi and Marathi for Pre-Uni.(Com) B.Com., Dip. Edu. and B.Ed. for others English only.	
North Bengal University, Rajarammohannagar	Bengali and English	Bengali and English	English	English	
Orissa University of Agriculture and Technology, Bhubaneswar	English	English	English	English	
Osmania University, Hyderabad	Urdu, English and Hindi	Urdu, English and Hindi	English	English	
Panjab University, Chandigarh	Hindi, Punjabi, Urdu and English	Hindi, Punjabi, Urdu and English	English	English	Hindi, Punjabi and Urdu is also allowed in B.Com.
Patna University Patna	Hindi and English	Hindi and English	English	English	
Poona University, Poona	English and Marathi	English and Marathi	English	English	
Punjab Agricultural University Ludhiana	English	
Punjabi University, Patiala	Punjabi	Punjabi and English	English	English	
Rabindra Bharati University, Calcutta	Bengali and English	Bengali and English	..	
Rajasthan University, Jaipur	Hindi and English	Hindi and English	Hindi and English	Hindi and English	
Ranchi University, Ranchi	Hindi and English	Hindi and English	English	English	..
Bavi Shankar University, Raipur	Hindi	Hindi (except in M.Sc. where Medium of Exam. is English)	Hindi and English	Hindi for B.A.M.So. and Com.; English for Med., Engg. and Law.

Roorkee University, Roorkee	English	English
S. V. Vidyapeeth Vallabh Vidyanagar	Hindi, Gujarati and English	Hindi, Gujarati and English	English, Gujarati and Hindi	Hindi, Gujarati & English for all except Vet. Sc. & Dairy Technology.
Saugar University, Sagar.	Hindi and English	Hindi and English	Hindi and English
Shivaji University, Kolhapur	English and Marathi	English and Marathi	English	English
S. N. D. P. Women's University, Bombay	Hindi, Marathi, Gujarati and English	Marathi, Gujarati and English	English	English
Sri Venkateswara University, Tirupati	English	English	English	English
Uttipur University, Udaipur	Hindi and English	Hindi and English	Hindi and English	English
U.P. Agricultural University, Pant Nagar	English	English	English
Utkal University, Vani Vihar, Bhubaneswar	English	English	English	English
Varanaseya Sanskrit Vishwavidyalaya, Varanasi.	Hindi	Hindi and Sanskrit	Hindi and English	Hindi
Vikram University, Ujjain	Hindi and English	Hindi and English	Hindi and English
Visva-Bharati, Santiniketan	English Hindi & Bengali	English Hindi & Bengali	English and Bengali
<i>Institutions deemed to be Universities—</i>				
Birla Institute of Technology, Pilani	English	English	English
Gujarat Vidyapeeth, Ahmedabad	Gujarati and Hindi	Gujarati & Hindi	Gujarati and Hindi
Gurukul Kangri Vishwavidyalaya, Hardwar	Hindi and Sanskrit	Hindi and Sanskrit	Hindi, Sanskrit and English	..
Indian Agricultural Research Institute, New Delhi	English
Indian Institute of Science, Bangalore	English	English
Indian School of International Studies, New Delhi	English	English
Jamia Millia Islamia New Delhi	Urdu, English & Hindi	Urdu, English & Hindi	Urdu, English & Hindi	Urdu, English & Hindi
Kashi Vidyapeeth, Varanasi	Hindi	Hindi	Hindi	Hindi
Tata Institute of Social Sciences, Bombay	English

TABLE II-A—Number of University Teaching Departments by Type of Education

University	For General Education					
	Arts	Science	Arts & Sc.	Home Science	Others	Total
(1)	(2)	(3)	(4)	(5)	(6)	(7)
Agra
Aligarh Muslim	11	7	2	20
Allahabad	11	8	..	1	..	20
Andhra
Andhra Pradesh Agricultural
Annamalai	8	8	16
Banaras Hindu
Bangalore	1	1
Baroda
Bhagalpur	10	2	2	14
Bihar	10	5	15
Bombay	8	..	2	10
Burdwan	6	4	10
Calcutta
Delhi	12	5	6	23
Gauhati	8	6	3	17
Gorakhpur	12	6	18
Gujarat	3	1	4
Indira Kala Sangoet Vishwavidyalaya
Indore
Jabalpur	7	1	8
Jammu & Kashmir	8	6	14
Jodhpur	10	6	16
Kalyani	3	6	9
Karnatak	10	5	3	20
Kerala	9	10	2	21
Kurukshetra	9	3	12

Lucknow	12	5	2	19
Madras	18	15	1	34
Magadh	8	..	2	10
Marathwada	4	3	1	8
Mysore
Nagpur	3	2	5
North Bengal	5	4	9
Orissa Agri. & Technology
Osmania
Panjab	14	9	3	26
Patna	16	5	3	24
Poona	9	7	16
Punjab Agricultural
Punjabi	6	2	8
Rabindra Bharati	5	5
Rajasthan	10	6	16
Ranchi	8	5	2	15
Roorkee	4	4
Shivaji	1	4	1	6
S. V. Vidyapeeth	10	4	14
Saugar	10	5	5	..	1	21
Utkal	6	4	1	11
Vuranaseya Sanskrit Vishwavidyalaya	N.A.	N.A.	N.A.	N.A.	N.A.	N.A.
Vikram	1	7	8
Total	301	180	28	1	17	527
<i>Institutions deemed to be Universities—</i>						
Birla Institute of Technology	6	5	11
Gujarat Vidyapeeth
Gurukul Kangri Vishwavidyalaya	8	8
Indian Agricultural Research Institute	3	3
Indian Institute of Science	8	8
Indian Institute of International Studies	9	9
Jamia Millia Islamia
Kashi Vidyapeeth
Tata Institute of Social Sciences
Total	23	16	39
GRAND TOTAL	324	196	28	1	17	566

TABLE II-A—Number of University Teaching Departments by Type of Education—contd.

University	For Professional Education												Veterinary Science
	Agri- culture	Com- merce	Edu- cation	Engi- neering & Tech- nology	Law	Medicine							
						Allop- athy	Ayur- vedic	Unani & Tibbia	Den- tistry	Nur- sing	Phar- macy		
(1)	(8)	(9)	(10)	(11)	(12)	(13)	(14)	(15)	(16)	(17)	(18)	(19)	
Agra
Aligarh Muslim	..	1	1	4	1	2	..	1
Allahabad	..	1	1	..	1
Andhra
Andhra Pradesh Agricultural
Annamalai	1	1	1	2
Banaras Hindu
Bangalore	1
Baroda
Bhagalpur	..	1
Bihar	..	1
Bombay	..	1	..	1	1
Burdwan	..	1
Calcutta
Delhi	..	1	1
Gauhati	1	1	2
Gorakhpur	..	1	1	..	1
Gujarat
Indira Kala Sangeet Vishwavidyalaya
Indore
Jabalpur	1
Jammu & Kashmir	..	1
Jodhpur	..	1	1	4	1
Kalyani	1	..	1
Karnatak	..	1	1	..	1
Kerala	..	1	1	..	1
Kurukshetra	1

Lucknow	..	3	1	..	1	18	1	..	1
Madras	..	2	..	2	1
Magadh	..	1
Marathwada
Mysore
Nagpur	1	1	1	..
North Bengal	..	1
Orissa Agri. & Technology
Osmania
Panjab	..	1	1	1	1	..
Patna	..	1	1	..	1	10	1	..
Poona
Punjab Agricultural
Panjabi
Rabindra, Bharati
Rajasthan	1
Ranohi
Roorkee	8
Shivaji
S.V. Vidyapeeth	..	1	1	..
Saugar	..	1	1	1	..
Utkal	..	1
Varanseya Sanskrit Vishwa Vidyalaya	..	*	*	*	*	*	*	*	*	*	*	*
Vikram
Total	3	26	14	23	15	31	1	1	1	..	4	..
<i>Institutions deemed to be Universities—</i>												
Birla Institute of Technology	..	1	..	5	1	..
Gujarat Vidyapeeth
Gurukul Kangri Vishwavidyalaya
Indian Agricultural Research Institute	7
Indian Institute of Science	9
Indian Institute of International Studies	1
Jamia Millia Islamia
Kashi Vidyapeeth
Tata Institute of Social Sciences
Total	7	1	..	14	1	1	..
GRAND TOTAL	10	27	14	37	16	31	1	1	1	..	5	..

* Information is not available.

TABLE II-A—Number of University Teaching Departments by Type of Education—concl'd.

(1)	For Professional Education					For Other Education		For General & Professional Education		Grand Total
	Fine Arts					Oriental Study	Others	Total	(28)	
	Music & Dancing	Others	Physical Education	Others	Total					
						(20)	(21)	(22)	(23)	
Agra
Aligarh Muslim	10	30
Allahabad	..	1	4	24
Andhra
Andhra Pradesh Agricultural
Annamalai	1	1	1	..	8	2	..	2	..	26
Banaras Hindu
Bangalore	1	2
Baroda
Bhagalpur	1	15
Bihar	1	16
Bombay	1	4	14
Burdwan	1	11
Calcutta
Delhi	1	1	4	27
Gauhati	4	21
Gorakhpur	1	4	22
Gujarat	4
Indira Kala Sangeet Vishwavidyalaya	1	1	1
Indore
Jabalpur	1	9
Jadavpur
Jammu & Kashmir	1	15
Jodhpur	1	8	24
Kalyani	1	..	3	12
Karnatak	3	23
Kerala	1	4	25
Kurukshetra	1	13

Lucknow	1	26	45
Madras	1	1	7	41
Magadh	1	11
Marathwada	8
Mysore
Nagpur	1	4	9
North Bengal	1	10
Orissa Agri. & Technology
Osmania
Panjab	1	2	7	33
Patna	1	1	16	1	41
Poona	1	1	17
Punjab Agricultural
Panjabi	8
Rabindra Bharati	3	3	8
Rajasthan	2	3	19
Ranchi	15
Roorkee	8	12
Shivaji	6
S. V. Vidyapeeth	1	15
Saugar	1	1	5	26
Utkal	1	12
Varanaseya Sanskrit Vishwavidyalaya
Vikram	1	1	9
Total	11	2	3	14	149	2	..	2	1	679
<i>Institutions deemed to be Universities—</i>										
Birla Institute of Technology	7	18
Gujarat Vidyapeeth
Gurukul Kangri Vishwavidyalaya	8
Indian Agricultural Research Institute	7	10
Indian Institute of Science	9	17
Indian Institute of International Studies	1	10
Jamia Millia Islamia
Kashi Vidyapeeth
Tata Institute of Social Sciences	8	8	8
Total	8	32	71
GRAND TOTAL	11	2	3	22	181	2	..	2	1	750

TABLE II-B—List of University Teaching Departments

University	FOR GENERAL EDUCATION			FOR PROFESSIONAL EDUCATION			FOR OTHER EDUCATION
	Arts	Science	Others	Engineering	Medicine	Others	
1	2	3	4	5	6	7	8
Aligarh Muslim .	Arabic & Islamic Studies, Economics, Political Science, Hindi, Sanskrit, English, Persian, History, Urdu, Philosophy, Psychology.	Geography, Mathematics, Statistics, Zoology, Physics, Chemistry, Botany.	Sunni-Theology, Shia Theology	Civil, Electrical, Mechanical & Polytechnic	Unani, Tibbia & Surgery, Medicine, Ophthalmology.	Education, Commerce, Law, Lib. Sc.	..
Allahabad	Sanskrit, Hindi, English, Arabic, Urdu, Philosophy, History, (Ancient, Med., & Mod) Political Science, Geography, Economics, Psychology.	Physics, Applied Physics, Chemistry, Mathematics, Botany, Zoology, Military Science.	Homo Science	Education, Commerce, Law, Fine Arts.	
Annamalai	Economics, English, History, Linguistics, Philosophy, Tamil, Psychology, Sociology	Botany, Chemistry, Geology, Marine Biology, Mathematics, Physics, Statistics, Zoology.	Nil	Engineering, Technology.	Nil	Agriculture, Commerce, Music, Painting, Education, Physical Education.	Sanskrit, Tamil (Oriental).
Bangalore Bhagalpur	*Arts English, Economics, Hindi, History, Labour & Social Welfare, Sociology, Philosophy, Psychology, Co-operation, Pol. Sc.	Science Chemistry, Mathematics, Physics, Statistics.	..	Engineering	..	Commerce	..
Bihar	English, Hindi, History, Philosophy, Political Science, Psychology, Sanskrit, Maithali, Urdu, Economics.	Mathematics, Physics, Chemistry, Zoology, Botany.	Nil	Nil	Nil	Commerce	..
Bombay	Economics, Sociology, Civics & Politics, Applied Psychology,	Statistics, Mathematics.	Nil	Chemical Technology.	Nil	Law, Business, Management, Library Science, Law.	Nil

	Sanskrit, English, Linguistics, Foreign Languages.							
Burdwan . . .	Bengali, Economics, English, History, Philosophy, Sanskrit.	Botany, Chemistry, Mathematics and Physics.	Nil	Nil	Nil	Commerce . . .	Nil	
Delhi . . .	African studies, Arabic & Persian, English, Hindi, History, Geography, Buddhist studies, Linguistics, Statistics, Urdu, Mathematics, Indian Law.	Physics, Chemistry, Botany, Zoology, Anthropology.	Nil	Nil	Nil	Law, Commerce, Music, Library Science.	Nil	
Gauhati . . .	Assamese, History, Economics, Philosophy, Mathematics, Sanskrit, Political Science, Statistics, Geography, English, Bengali.	Anthropology, Physics, Chemistry, Geology, Zoology.	Nil	Nil	Nil	Education, Commerce and Agriculture	Nil	
Gorakhpur . . .	History, Education, English, Hindi, Geography, Political Science, Philosophy, Psychology, Sanskrit, Sociology, Urdu, Economics.	Botany, Chemistry, Mathematics, Physical Chemistry, Military Science.	Nil	Nil	Nil	Commerce, Law, Education, and Music & Fine Arts.	Nil	
Gujarat . . .	Sociology, Gujarati, Hindi, Prakrit Urdu, Sanskrit, Psychology, Philosophy.	Organic Chemistry, Inorganic Chemistry, Physics, Botany, Zoology, Geology, Mathematics, Statistics, Microbiology.	
Indira KalaSangeet Vishwavidyalaya	Music	..	
Jabalpur . . .	English, History, Political Science, Sociology, Philosophy, Economics, Mathematics.	Chemistry	Law	..	

TABLE II-B—List of University Teaching Departments—contd.

i	2	3	4	5	6	7	8
Jammu & Kash- mir	English, Hindi, Urdu, Persian, Political Science, Economics, History and Sanskrit	Mathematics, Botany, Zoology, Physics, Chemistry, Geology.	Commerce	..
Jodhpur . . .	English, Hindi, History, Philosophy, Psychology, Sanskrit. Economics, Geogra- phy, Political Science, Sociology.	Botany, Chemistry, Physics, Zoology, Mathematics, Geology	Nil	Civil, Electrical, Mechanical, Mining.	Nil	Commerce, Law, Edu- cation, Music.	Nil
Kalyani . . .	Economics, English, Sociology.	Chemistry, Botany, Phy- sics, Zoology, Mathe- matics and Statistics.	Physical Education, Education and Agri- culture.	..
Karnatak . . .	Economics, English, Geography, History, Kanada, Philosophy, Political Science, Sanskrit, Sociology, School of Foreign Languages.	Geology, Botany, Chemistry, Physics, Zoology.	Commerce, Educa- tion and Law.	..
Kerala . . .	Psychology, Politics, Tamil, German, Hindi, English, Economics, Linguistics, Sanskrit, Malyalam.	Statistics, Geology, Management Marine, Biology, Phy- sics, Chemistry, Zoo- logy and Botany.	Management Studies	Education, Library Science, Law.	..
Kurukshetra . . .	Ancient Indian History, English, Hindi, Eco- nomics, History, Phi- losophy, Political Science, Sanskrit, Linguistics.	Chemistry, Physics, Mathematics.	Education	..
Lucknow . . .	Anthropology, Arabic, Ancient Indian His- tory & Archaeology, Economics, English and Mordern Indian Languages, History,	Botany, Chemistry, Geology, Maths & Astronomy, Physics, Zoology, Statistics.	Anatomy, Ayur- vedic, Anasthe- siology, Dentis- try, E. N. T. Diseases For- senic Medicine,	Applied Eco., Busi- ness Admn., Com- merce, Law, Educa- tion-Pub. Admn.	..

Hindi, Persian, Urdu,
Psy. & Philosophy, Pol.
Sc., Sanskrit, Prakrit
Languages, Sociology
& Social Work.

Ophthalmology,
Obst., Gyneaco-
logy, Pathology,
Bacteriology, Phar-
macology, Radio-
logy, Physiology,
Social & Preven-
tive Medicine,
Surgery, Tubercu-
losis, Oto Rhino
Laryngology,
Orthopaedics, Sur-
gery, Bio-Chemis-
try, Paediatrics.

Madras . . .	Economics, History, Archaeology, Politics, Public Admn., Philosophy, Geography, Psychology, Sanskrit, Tamil, Telugu, Malayalam, Arabic, Persian, Urdu and Hindi.	Mathematics, Physics, Organic Chemistry, Bio-Chemistry, Physical Chemistry, Inorganic & Anay. Chemistry, Botany, Zoology, Geology, Anthropology.	Technology, Architecture and Town Planning.	Indian Music, Com- merces Business Management, Law Library Science.
Magadh . . .	Ancient Indian & Asian Studies, Econ., Eng., Hindi, History, Philosophy, Pol. Sc., Sanskrit, Geography.	Mathematics	Commerce
Marathwada . . .	Economics, History & Ancient Indian Culture, Marathi, Political Science.	Botany, Chemistry, Mathematics, Zoo- logy.
Mysore
Nagpur . . .	Ancient Indian History and Culture, Humanities, Political Science.	Geology, Science	Bio-chemistry, Pharmacy. Library Science, Law
N. Bengal	Bengali, Economics, English, History, Political Science.	Chemistry, Geography, Mathematics and Physics.	Commerce
Orissa Agri. & Tech.
Osmania

TABLE II-B—List of University Teaching Departments—contd.

1	2	3	4	5	6	7	8
Panjab	Eng., Hist., Pol. Sc., Geography, Maths., Economics, Sociology, Philosophy, Psy., Sanskrit, Punjabi, Hindi, French, German, Russian, Public Admn.	Botany, Geology, Anthropology, Bio-Physics, Bio-Chemistry, Microbiology.	..	Chemical Engineering and Technology	Pharmacy	Commerce, Journalism, Education, Phy. Education and Library.	..
Patna	Ancient Indian History and Archaeology, Economics, Commerce, Bengali, Eng., Geography, Hindi, History, Maithaily, Persian, Philosophy, Pol. Sc., Sociology, Urdu, Psy., Sanskrit.	Chemistry, Geology, Physics, Zoology, Mathematics.	Labour Social Welfare Statistics	..	Medicine, Anatomy, Obstetrics & Gynaecology, Ophthalmology, Pathology, Pharmacology, Physiology, Surgery Orthopaedic Surgery, Anaesthesiology.	Commerce, Education, Law, Music.	..
Poona	Marathi, Sanskrit, Psychology, Politics and Public Admn., History, Linguistics, Hindi and English.	Chemistry, Physics, Maths and Statistics, Zoology, Geography, Botany, Geology.	Journalism.
Punjab Agri. Punjabi	English, Economics, Mathematics, Punjabi, Chinese, Tibetan Languages.	Chemistry and Physics
Rabindra Bharati	Bengali, English Sanskrit, Philosophy, History	Dance, Drama and Music.	..
Rajasthan	Economics, Public Admn., History and Indian Culture, Philosophy, Hindi, Sanskrit, Eng., Political Sc., Sociology and	Physics, Chemistry, Botany, Zoology, Geology, Mathematics.	Law, Lib Sc., Public Admn.	..

Ranchi	English, Economics, Geography, Hindi, History, Philosophy, Political Science, Psychology.	Botany, Chemistry, Geology, Mathematics, Anthropology, Physics, Zoology.
Ravi Shankar Roorkee	..	Applied Maths., Chemistry, Geology, Phy. and Applied Geology.	..	Water Resources Div. Engg., Civil Electrical, Mechanical, Tele-communications, Architectural, Metallurgy, Chemical, Engg.
Shivaji	History	Physics, Mathematics, Chemistry, Botany, Zoology.	Commerce
S.V. Vidyapeeth	Eng., Eco., Gujarati, Hindi, History, Pol. Sc., Philosophy, Sanskrit, Sociology, Psychology.	Botany, Chem., Phy., Maths.	Commerce
Saugar	Ancient Indian Hist. and Archaeology, Eco., Eng., Hindi, History, Marathi, Philosophy, Psychology, Pol. Sc., Sanskrit, Urdu and Persian, Geography, Philosophy & Linguistics	Botany, Chemistry, Physics, Zoology, Geology, Maths.	Criminology & for. Science	..	Pharmacy	Law, Music, Commerce, Applied Geology,
S.N.D.T. Women's
Sri Venkateswara
Udaipur
U. P. Agriculture
Utkal	History, Philosophy, Political Science, Rural Economics and Sociology, Psychology, Sanskrit, Modern European Languages.	Anthropology, Geology, Statistics, Zoology.	Commerce

TABLE II-B—List of University Teaching Departments—concl'd.

1	2	3	4	5	6	7
Varanaseya Sans Vishwavidyalaya V'kram	Ancient Indian His- tory and Culture.	Botany, Chemistry, Physics, Zoology, Geology, Mathematics, Statistics.	Library Science
Visva-Bharati
<i>Institutions deemed to be Universities—</i>						
Birla Institute of Technology.	Economics, English, Hindi, History, Pol. Science and Sanskrit.	Botany, Chemistry, Mathematics, Physics and Zoology.	..	Civil, Electrical, Electronics, Mechanical and Tele-Communi- cation.	Pharmacy	Commerce
Gujarat Vidya- peeth.
Gurukul Kan- gri Vishwa- vidyalaya.	Ancient Indian History and Culture, English Literature, Hindi, Mathematics, Philoso- phy, Sanskrit, Vedic Literature and Psy- chology.
Indian Agri- culture Re- search Insti- tute.	..	Chemistry, Physics, Botany.	Mycology, Plant Pathology, Ento- mology, Horticul- ture, Agriculture, Extension & Agri. Economics, Agrono- my & Microbiology.
Indian Insti- tute of Science	..	Inorganic & Physical Chemistry, Organic Chemistry, Bio-Chem- istry, Physics, Ap- plied Mathematics, In- dustrial Management.	..	Aeronautical, Internal Com- bustion, Metal- lurgy, Electric- cal, Mechanical, Civil, Hydran-

		nology and Pharmacology.			Voltage, Chemical, Electrical, Communication.			International Law	
Indian School of International Studies.	International Politics, Organisation, International Economics, International Law, South Asian Studies, West Asian Studies, East Asian Studies, Central Asian & American Studies, Commonwealth Studies, South East Asian Studies.
Jamia Millia Islamia.
Kashi Vidya-peeth.
Tata Institute of Social Sciences	Criminology and Correctional Admn., Family and Child Welfare, Labour Welfare and Industrial Relations, Medical Relations, Medical Psychiatric, Social Work, Rural Welfare, Social Research, Urban Community Development, Tribal Welfare.

TABLE III-A—Number of University Teaching Departments and Colleges

University	University Teaching Departments	University/Constituent Colleges		Affiliated/Associated Colleges		Grand Total of Colleges (3+5)
		Total	For Women	Total	For Women	
(1)	(2)	(3)	(4)	(5)	(6)	(7)
Agra	..	2	..	135	21	137
Aligarh Muslim	30	1	1	1
Allahabad	24	1	..	5	..	6
Andhra	..	5	..	56	10	61
Andhra Pradesh Agricultural	..	6	1	6
Annamalai	26
Banaras Hindu	..	14	1	5	3	19
Bangalore	2	29	3	29
Baroda	..	15	15
Bhagalpur	15	3	1	40	3	43
Bihar	16	3	1	38	3	41
Bombay	14	57	4	57
Burdwan	11	39	4	39
Calcutta	..	6	..	151	30	157
Delhi	27	34	10	5	1	39
Gauhati	21	1	..	98	8	99
Gorakhpur	22	35	..	35
Gujarat	4	115	3	115
Indira Kala Sangeet Vishwavidyalaya	1	29	..	29
Indore	..	5	..	9	3	14
Jabalpur	9	1	..	19	3	20
Jadavpur	..	3	..	1	1	4
Jammu & Kashmir	15	35	8	35
Jawaharlal Nehru Krishi Vishwavidyalaya	..	8	8
Jiwaji	..	10	..	15	2	25
Jodhpur	24	1	..	1
Kalyani	12
Karnatak	23	4	..	44	..	48
Kerala	25	123	19	123
Kurukshetra	13	3	1	3
Lucknow	45	3	..	15	..	18
Madras	41	31	6	103	20	134
Magadh	11	2	..	32	2	34
Marathwada	8	27	..	27
Mysore	..	3	..	50	4	53
Nagpur	9	3	..	70	4	73
North Bengal	10	18	2	18
Orissa Agricultural and Technology	..	3	3
Osmania	..	14	1	35	4	49
Panjab	33	5	..	138	23	143
Patna	41	10	3	10
Poona	17	14	1	31	..	45
Punjab Agricultural	..	3	3
Punjabi	8	9	1	9
Rabindra Bharati	8	21	..	21
Rajasthan	19	4	1	62	9	66
Ranchi	15	4	..	30	2	34
Ravi Shanker	..	10	..	27	2	37
Roorkee	12
Shivaji	6	41	..	41

TABLE III-A—Number of University Teaching Departments and Colleges—contd.

University	University Teaching Departments	University/Constt. Colleges		Affiliated/Associated Colleges		Grand Total of Colleges (3+5)
		Total	For Women	Total	For Women	
(1)	(2)	(3)	(4)	(5)	(6)	(7)
S. V. Vidyapeeth	15	12	12
Saugar	26	59	6	59
S.N.D.T. Women's	7	7	9	9	16
Sri Venkateswara	2	..	22	3	24
Udaipur	5	..	7	2	12
U.P. Agricultural	4	4
Utkal	12	6	..	62	7	68
Varanaseya Sanskrit Vishwavidyalya	N.A.	N.A.	N.A.	N.A.	N.A.	N.A.
Vikram	9	13	..	22	2	35
Viava Bharati	8	8
Total	679	377	42	1,888	224	2,265
<i>Institutions deemed to be Universities—</i>						
Birla Institute of Technology	18
Gujarat Vidyapeeth	3	3
Gurukul Kangri	8	1	1	1
Indian Agricultural Research Institute	10
Indian Institute of Science	17
Indian School of International Studies	10
Jamia Millia Islamia	3	3
Kashi Vidyapeeth	2	2
Tata Institute of Social Sciences	8
Total	71	9	1	9
GRAND TOTAL	750	386	43	1,888	224	2,274

TABLE III-B—Distribution of Colleges by Management

University	Total Number of Colleges	Number of Colleges by Management					Univer- sity
		Government		Local Bodies	Private Bodies		
		Central	State		Aided	Un- aided	
(1)	(2)	(3)	(4)	(5)	(6)	(7)	(8)
Agra	137	1	9	1	124	*	2
Aligarh Muslim	1	1
Allahabad	6	..	1	..	5
Andhra	61	..	13	1	42	..	5
Andhra Pradesh Agricultural	6*	6
Annamalai
Banaras Hindu	19	19	..	14
Bangalore	29*	1	5	..	19	..	4
Baroda	15	..	1	14
Bhagalpur	43	..	4	..	36	..	3
Bihar	41	..	5	..	33	..	3
Bombay	57	..	11	4	30	12	..
Burdwan	39	..	35	..	4
Calcutta	157	1	23	..	127	..	6
Delhi	39	2	7	..	27	..	3
Gauhati	99	..	11	..	51	36	1
Gorakhpur	35	25	10	..
Gujarat	115	..	20	..	95
Indira Kala Sangeet Vishwa- vidyalaya	29	..	7	..	22
Indore	14*	..	8	..	6
Jabalpur	20	..	7	..	12	..	1
Jadavpur	4	1	..	3
Jammu and Kashmir	35	..	21	..	14
Jawaharlal Nehru Krishi Vish- wavidyalaya	8	..	8
Jiwaji	25*	1	12	..	11	1	..
Jodhpur	1	1
Kalyani
Karnatak	48	..	4	..	40	..	4
Kerala	123	..	27	..	96
Kurukshetra	3	..	2	1
Lucknow	18	15	..	3
Madras	134	1	32	..	101
Magadh	34	..	1	..	10	21	2
Marathwada	27	..	5	..	22
Mysore	53	..	16	..	34	..	3
Nagpur	73	..	16	..	54	..	3
North Bengal	18	..	12	1	3	2	..
Orissa Agriculture and Techno- logy	3	3
Osmania	49	1	18	..	16	..	14
Panjab	143	2	47	..	89	..	5
Patna	10	10
Poona	45	2	6	..	37
Punjab Agriculture	3	3
Punjabi	9	..	7	..	2
Rabindra Bharati	21	21
Rajasthan	66	..	36	5	21	..	4

* Included under Column (c).

TABLE III-B—*Distribution of Colleges by Management—contd.*

University	Number of Colleges by Management						
	Total Number of Colleges	Government		Local Bodies	Private Bodies		Univer- sity
		Central	State		Aided	Un- aided	
(1)	(2)	(3)	(4)	(5)	(6)	(7)	(8)
Ranchi	34	..	6	..	24	..	4
Ravi Shanker	37	..	14	2	16	5	..
Roorkee
Shivaji	41	..	5	..	36
S. V. Vidyapeeth	12	..	1	..	10	..	1
Saugar	59	..	29	..	30
S. N. D. T. Women's	16	9	..	7
Sri Venkateswara	24	..	10	..	12	..	2
Udaipur	12	..	1	..	7	..	4
University of Agricultural Sciences
U. P. Agricultural	4	4
Utkal	68	..	26	..	36	..	6
Varanaseya Sanskrit Vishwa- vidyalaya
Vikram	35	1	24	..	9	..	1
Visva Bharti	8	8
Total	2,265	13	553	14	1,440	87	158
<i>Institutions deemed to be Universities—</i>							
Birla Institute of Technology
Gujarat Vidyapeeth	3	3
Gurukul Kangri	1	1
Indian Agricultural Research Institute
Indian Institute of Science
Indian School of International Studies
Jamia Millia Islamia	3	3
Kashi Vidyapeeth	2	2
Tata Institute of Social Sciences
Total	9	1	..	8
GRAND TOTAL	22,74	13	553	14	1,441	87	166

TABLE IV-A—Number of Colleges by Type of Education

University	For General Education					
	Arts	Science	Arts & Science	Home Science	Others	Total
	(1)	(2)	(3)	(4)	(5)	(6)
Agra	45	12	11	68
Aligarh Muslim
Allahabad	1	..	2	3
Andhra	4	1	8	13
Andhra Pradesh Agricultural	1	..	1
Annamalai
Banaras Hindu	4	2	1	7
Bangalore	3	3	3	1	..	10
Baroda
Bhagalpur	21	..	10	31
Bihar	18	..	11	29
Bombay	..	1	25	26
Burdwan	4	..	14	18
Calcutta	34	1	46	1	..	82
Delhi	14	..	3	1	..	18
Gauhati	54	1	20	75
Gorakhpur	8	1	4	13
Gujarat	10	8	27	54
Indira Kala Sangeet Vishwavidya'aya
Indore	2	2	1	5
Jabalpur	4	2	4	1	..	11
Jadavpur	1	2	3
Jammu and Kashmir	14	14
Jawaharlal Nehru Krishi Vishwa- vidyalaya
Jiwaji	6	2	5	13
Jodhpur

Kalyani
Karnatak	2	3	19	24
Kerala	35	..	20	2	..	57
K.S. Darbhanga
Kurukshetra
Lucknow	8	..	3	11
Madras	14	2	43	2	..	61
Magadh	19	..	7	26
Marathwada	3	2	5	10
Mysore	..	4	16	20
Nagpur	4	3	2	9
North Bengal	4	..	8	12
Orissa Agriculture and Technology	1	1
Osmania	3	10	7	20
Panjab	20	1	5	1	..	27
Patna	..	1	3	4
Poona	3	..	4	7
Punjab Agricultural
Punjabi	1	1
Rabindra Bharati
Rajasthan	10	9	19
Ranchi	10	..	6	16
Ravi Shanker	3	1	5	9
Roorkee
Shivaji	2	1	4	7
S. V. Vidyapeeth	3	2	5
Saugar	9	3	6	2	..	20
S. N. D. T. Women's	9	1	..	10
Sri Venkateswara	9	9
Udaipur	1	2	..	1	..	4
U. P. Agricultural	1	1
Utkal	20	7	24	51
Varanaseya Sanskrit Vishwavidyalaya
Vikram	..	1	6	7
Visva Bharati	1	..	2	3
Total	440	90	401	14	..	945

TABLE IV-A—Number of Colleges by Type of Education—contd.

(1)	(2)	(3)	(4)	(5)	(6)	(7)
<i>Institutions deemed to be Universities—</i>						
Birla Institute of Technology
Gujarat Vidyapeeth	1	1
Gurukul Kangri	1	1
Indian Agricultural Research Institute
Indian Institute of Science
Indian School of International Studies
Jamia Millia Islamia	1	1
Kashi Vidyapeeth	1	1
Tata Instt. of Social Science
Total	3	1	4
GRAND TOTAL	443	90	401	14	1	949

TABLE IV-A—Number of Colleges by Type of Education—contd.

University	For Professional Education											Vet. Sc.
	Agricul- ture	Com- merce	Edu- cation	Engg. & Tech.	Law	Medicine					Phar- macy	
						Allo- pathy	Ayur- vedic	Unani/ Tibbia	Den- tistry	Nur- sing		
(8)	(9)	(10)	(11)	(12)	(13)	(14)	(15)	(16)	(17)	(18)	(19)	
Agra	8	..	2	3	1	1	1*	2
Aligarh Muslim
Allahabad	1	1	..	1
Andhra	4	2	1	3
Andhra Pradesh Agricultural	3	2
Annamalai
Banaras Hindu	1	..	1	4	1	1†
Bangalore	..	1	3	4	4	3	1
Baroda	..	1	1	2	1	1
Bhagalpur	1	..	2	1	1
Bihar	1	..	2	1	1	1
Bombay	..	8	4	3	4	2	2	1	1	1
Burdwan	2	2
Calcutta	1	3	6	5	2	10	1	1
Delhi	..	1	1	2	1	2	1
Gauhati	1	2	2	2	2	2	1
Gorakhpur	1
Gujarat	1	10	7	3	7	4	2	..	1	..	1	..
Indira Kala Sangeet Vishwavidyalaya
Indore	1	..	1	1	..	1	1
Jabalpur	1	1	2	1
Jadavpur	1
Jammu & Kashmir	2	2	3	1	..	1
Jawaharlal Nehru Krishi Vishwa- vidyalaya	6	2
Jiwaji	1	1	..	1	1
Jodhpur	1
Kalyani

*Relates to Homeopathy Institute.

†This Institute is meant for Ayurvedic also.

TABLE IV-A—Number of Colleges by Type of Education—contd.

(1)	(8)	(9)	(10)	(11)	(12)	(13)	(14)	(15)	(16)	(17)	(18)	(19)
Karnatak	1	5	4	3	4	4
Kerala	1	..	19	6	2	4	1	1
Kurukshetra	1
Lucknow	2	1
Madras	1	..	18	7	1	7	1	..	1
Magadh	1
Marathwada	1	1	2	1	1	1
Mysore	7	8	3	2
Nagpur	2	3	10	4	1	1	1	1
North Bengal	3	1
Orissa Agriculture and Technology	1	1
Osmania	3	2	2	2	1
Panjab	3	..	21	4	1	4	1	1
Patna	2	1	1	1
Poona	2	3	3	1	1	3	1
Punjab Agricultural	2	1
Punjabi	..	1	2	1	..	1	1
Rabindra Bharati
Rajasthan	1	1	7	1	..	3	1
Ranchi	1	..	1	3	1	2	1
Ravi Shanker	..	1	2	1	4	1	1
Roorkee
Shivaji	1	3	5	2	1	2
S. V. Vidyapeeth	2	1	1	1	1	1
Saugar	5	1	9	1
S.N.D.T. Women's	2	1
S. Venkateswara	2	2	..	2
Udaipur	3	..	1	1
U. P. Agricultural	2	1
Utkal	4	2	1	3
Varanaseya Sanskrit Vishwavidyalaya
Vikram	5	2	1	1
Visva Bharati	1	..	1
Total	51	47	174	95	63	82	10	..	8	8	2	19

Institutions Deemed as Universities—

Birla Institute of Technology
Gujarat Vidyapeeth
Gurukul Kangri
Indian Agricultural Research Institute
Indian Institute of Science
Indian School of International Studies
Jamia Millia Islamia
Kashi Vidyapeeth
Tata Instt. of Social Sciences
Total
GRAND TOTAL	51	47	177	95	63	82	10	8	8	8	2	2	19	19	19	19	19	19	19	19

TABLE IV-A—Number of Colleges by Type of Education—contd.

University	For Professional Education					For other Education			General and Professional Education	Grand Total
	Fine Arts		Physical Education	Others	Total	Oriental Study	Others	Total		
	Music & Dancing	Others								
(1)	(20)	(21)	(22)	(23)	(24)	(25)	(26)	(27)	(28)	(29)
Agra	18	51	137
Allgarh Muslim	1	1
Allahabad	3	6
Andhra	10	16	..	16	22	61
Andhra Pradesh Agricultural	5	6
Annamalai
Banaras Hindu	1	9	1	..	1	2	19
Bangalore	16	3	29
Baroda	1	2	9	2	..	2	4	15
Bhagalpur	5	7	43
Bihar	6	6	41
Bombay	26	5	57
Burdwan	4	17	39
Calcutta	1	1	31	44	157
Delhi	8	13	39
Gauhati	12	12	99
Gorakhpur	1	21	35
Gujarat	1	37	24	115
Indira Kala Sangeet Vishwavidyalaya	29	29	29
Indore	5	4	14
Jabalpur	5	4	20
Jadavpur	1	4
Jammu and Kashmir	9	12	..	12	..	35
Jawaharlal Nehru Krishi Vishwa-vidyalaya	2	..	8	8
Jiwaji	6	6	25

Jodhpur	1	1
Kalyani
Karnatak	21	3	48
Kerala	34	6	..	6	26	123
Kurukshetra	1	2	3
Lucknow	3	4	18
Madras	2	..	38	16	..	16	19	134
Magadh	1	7	34
Marathwada	7	10	27
Mysore	20	13	53
Nagpur	1	1	25	39	73
North Bengal	4	2	18
Orissa Agriculture and Technology	2	3
Osmania	1	1	12	17	49
Panjab	35	4	..	4	77	143
Patna	5	1	10
Poona	14	1	..	1	23	45
Punjab Agricultural	3	3
Punjabi	6	2	9
Rabindra Bharati	21	21	21
Rajasthan	14	33	66
Ranchi	9	9	34
Ravi Shanker	10	18	37
Roorkee
Shivaji	14	20	41
S.V. Vidyapeeth	7	12
Saugar	16	23	59
S.N.D. T. Women's	1	4	2	16
Sri Venkateswara	1	7	4	..	4	4	24
Udaipur	2	7	1	12
U.P. Agricultural	3	4
Utkal	10	7	68
Varanaseya Sanskrit Vishwavidyalaya
Vikram	9	19	35
Visva Bharati	1	1	..	1	5	8
Total	56	3	6	7	631	62	..	62	627	2,265

TABLE IV-A—Number of Colleges by Type of Education—concl.

(1)	(20)	(21)	(22)	(23)	(24)	(25)	(26)	(27)	(28)	(29)
<i>Institutions Deemed to be Universities—</i>										
Birla Institute of Technology
Gujarat Vidyapeeth	1	2	3
Gurukul Kangri	1
Indian Agricultural Research Institute
Indian Institute of Science
Indian School of International Studies
Jamia Millia Islamia	2	3
Kashi Vidyapeeth	1	1	2
Tata Institute of Social Sciences
Total	2	5	9
GRAND TOTAL	56	3	6	9	636	62	..	62	627	2,274

TABLE IV-B—Colleges for General and Professional Education by Courses

Universities	General Education					
	Arts	Science	Arts & Science	Home Science	Others	Total
	(1)	(2)	(3)	(4)	(5)	(6)
Agra	14	2	35	51
Aligarh Muslim	1	1
Andhra	1	1	20	22
Banaras Hindu	2	2
Bangalore	1	..	2	3
Baroda	1	1	1	1	..	4
Bhagalpur	1	6	7
Bihar	6	6
Bombay	3	2	5
Burdwan	3	1	13	17
Calcutta	19	2	27	48
Delhi	5	..	11	1	..	17
Gauhati	5	..	7	12
Gorakhpur	5	1	15	21
Gujarat	24	24
Indore	2	..	2	4
Jabalpur	3	..	1	4
Jiwaji	2	..	4	6
Karnatak	1	..	2	3
Kerala	1	..	25	26

TABLE IV-B—Colleges for General and Professional Education by Courses—contd.

(1)	(2)	(3)	(4)	(5)	(6)	(7)
Kurukshetra	1	..	1	2
Lucknow	4	4
Madras	19	19
Magadh	1	..	6	7
Marathwada	1	..	9	10
Mysore	1	3	9	13
Nagpur	19	..	20	39
North Bengal	2	2
Osmania	3	1	13	17
Panjab	7	..	72	79
Patna	1	1
Poona	9	1	13	23
Punjabi	2	2
Rajasthan	20	13	33
Ranchi	4	1	4	9
Ravi Shanker	11	1	7	19
Shivaji	4	..	16	20
Saugar.	10	..	13	23
S.N.D.T. Women's	2	2
Sri Venkateswara	1	..	3	4
Udaipur	1	1
Utkal	1	7	8
Vikram	1	1	18	20
Total	186	34	419	2	..	640

TABLE IV-B—Colleges for General and Professional Education by Courses—contd.

University (1)	Professional Education											
	Agri- culture (8)	Comm- erce (9)	Edu- cation (10)	Engg. & Tech. (11)	Law (12)	Medicine						
						Allo- pathy (13)	Ayur- vedic (14)	Unani/ Tibbia (15)	Den- tistry (16)	Nur- sing (17)	Phar- macy (18)	Vet. So. (19)
Agra	8	27	22	..	14
Aligarh Muslim	1
Andhra	21	1	..
Banaras Hindu	2
Bangalore	3
Baroda	1	1	1
Bhagalpur	7
Bihar	6
Bombay	2	3
Burdwan	17
Calcutta	1	40	6	1
Delhi	4	1	8
Gauhati	11	2
Gorakhpur	9	7	14	..	6
Gujarat	22	2
Indore	3	3
Jabalpur	3	1
Jiwaji	5
Karnatak	2	1
Kerala	25	..	1

TABLE IV-B—Colleges for General and Professional Education by Courses—contd.

	(1)	(8)	(9)	(10)	(11)	(12)	(13)	(14)	(15)	(16)	(17)	(18)	(19)
Kurukshetra	2
Lucknow	1	2
Madras	16	3
Magadh	6	1
Marathwada	10
Mysore	13	1
Nagpur	..	2	37	1	..	2
North Bengal	2
Osmania	15	..	1
Panjab	..	2	5	..	74	..	58
Patna	1
Poona	21	2
Punjabi	2	..	2
Rajasthan	9
Ranchi	8	..	1
Ravi Shanker	17	..	1	3
Shivaji	20	2
Saugar	22	3
S.N.D.T. Women's	2
Sri Venkateswara	4
Udaipur	1	1
Utkal	7	1	1
Vikram	18	1	..	3
Total		22	439	62	81	38	79	1	..

TABLE IV-B—Colleges for General and Professional Education by Courses—contd.

University	Professional Education				Other Education		Total Number of Courses	No. of Colleges	
	Fine Arts		Physical Education	Others	Total	Oriental Learning			Others
	Music and Dancing	Others							
(1)	(20)	(21)	(22)	(23)	(24)	(25)	(26)	(27)	(28)
Agra	71	122	51
Aligarh Muslim	1	2	1
Andhra	1	23	45	22
Banaras Hindu	2	4	2
Bangalore	3	6	3
Baroda	1	4	8	4
Bhagalpur	7	14	7
Bihar	6	12	6
Bombay	5	10	5
Burdwan	17	34	17
Calcutta	1	49	97	44
Delhi	3	16	33	13
Gauhati	13	25	12
Gorakhpur	36	57	21
Gujarat	1	25	49	24
Indore	6	10	4
Jabalpur	4	8	4
Jiwaji	1	6	12	6
Karnatak	3	6	3
Kerala	26	52	26

TABLE IV-B—Colleges for General and Professional Education by Courses—concl'd.

(1)	(20)	(21)	(22)	(23)	(24)	(25)	(26)	(27)	(28)
Kurukshetra	2	4	2
Lucknow	1	1	5	9	4
Madras	19	38	19
Magadh	7	14	7
Marathwada	10	20	10
Mysore	14	27	13
Nagpur	1	43	82	39
North Bengal	2	4	2
Osmania	2	23	35	17
Panjab	1	140	219	77
Patna	1	2	1
Poona	23	46	23
Punjabi	4	6	2
Rajasthan	24	33	66	33
Ranchi	9	13	9
Ravi Shanker	21	40	18
Shivaji	22	42	20
Saugar	1	26	49	23
S.N.D.T. Women's	2	4	2
Sri Venkateswara	4	8	4
Udaipur	2	3	1
Utkal	9	17	7
Vikram	22	42	19
Total	4	..	1	34	761	1,401	627

TABLE V--Enrolment in University Teaching Departments and Colleges

University	University Teaching Departments			University/Constituent Colleges			Affiliated/Associated Colleges			Total		All Persons	Number of Students from Rural areas included in col. (13)
	Boys	Girls	Total	Boys	Girls	Total	Boys	Girls	Total	Boys	Girls		
1	2	3	4	5	6	7	8	9	10	11	12	13	14
Agra	278	57	335	48,020	11,002	59,022	48,298	11,059	59,357	22,013
Aligarh Muslim	4,701	337	5,038	..	303	303	4,701	640	5,341	1,640
Allahabad	5,978	1,327	7,305	188	44	232	2,561	211	2,772	8,727	1,582	10,309	4,469
Andhra	2,553	185	2,738	25,650	4,989	30,639	28,203	5,174	33,377	11,722
Andhra Pradesh Agricultural	1,698	161	1,859	1,698	161	1,859	..
Annamalai	3,634	321	3,955	3,634	321	3,955	N.A.
Banaras Hindu	37	2	39	6,707	1,007	7,714	595	347	942	7,339	1,356	8,695	3,935
Bangalore	1,717	211	1,928	10,422	4,529	14,951	12,139	4,740	16,879	..
Baroda	9,069	2,553	11,622	9,069	2,553	11,622	2,427
Bhagalpur	1,033	42	1,075	3,602	495	4,097	17,475	808	18,283	22,110	1,345	23,455	14,258
Bihar	1,712	140	1,852	4,581	610	5,191	24,327	663	24,990	30,620	1,413	32,033	17,588
Bombay	1,702	423	2,125	38,011	17,165	55,176	39,713	17,588	57,301	6,128
Burdwan	724	168	892	21,534	4,528	20,062	22,258	4,696	26,954	13,539
Calcutta	7,707	2,157	9,864	88,205	35,930	1,24,135	95,912	38,087	1,33,999	N.A.
Delhi	2,198	547	2,745	10,602	9,861	20,463	4,041	922	4,963	16,841	11,330	28,171	610
Gauhati	1,316	316	1,632	493	..	493	37,653	8,135	45,788	39,462	8,451	47,913	24,101
Gorakhpur	3,183	426	3,609	12,872	522	13,394	16,055	948	17,003	13,828
Gujarat	4,055	719	4,774	46,956	11,819	58,775	51,011	12,538	63,549	21,090
Indra Kala Sangeet Vishwa- vidyalaya	41	58	99	41	58	99	..
Indore	5,016	755	5,771	3,265	1,262	4,527	8,281	2,017	10,298	..
Jabalpur	205	34	239	14	..	14	9,331	2,486	11,817	9,550	2,520	12,070	1,719
Jadavpur	240	19	259	3,487	787	4,274	3,727	806	4,533	255
Jammu & Kashmir	336	206	542	8,822	3,487	12,309	9,158	3,693	12,851	1,375
Jawaharlal Nehru Krishi Vishwa- vidyalaya	2,280	..	2,280	2,280	..	2,280	N.A.
Jiwaji	7,063	592	7,655	3,672	1,041	4,713	10,735	1,633	12,368	2,815
Jodhpur	5,999	693	6,692	174	24	198	6,173	717	6,890	..

TABLE V—Enrolment in University Teaching Departments and Colleges—contd.

1	2	3	4	5	6	7	8	9	10	11	12	13	14
Kalyani	760	96	856	760	96	856	181
Karnatak	982	93	1,075	1,461	288	1,749	18,477	2,106	20,583	20,920	2,487	23,407	8,019
Kerala	340	180	520	53,444	29,136	82,580	53,784	29,316	83,100	50,870
Kurukshetra	503	172	675	497	335	832	1,000	507	1,507	378
Lucknow	6,521	1,551	8,072	2,035	379	2,414	3,626	1,881	5,507	12,182	3,811	15,993	4,713
Madras	673	186	859	16,733	7,196	23,929	47,148	11,013	58,161	64,554	18,395	82,949	28,914
Magadh	466	35	501	5,439	111	5,550	19,213	554	19,767	25,118	700	25,818	18,204
Marathwada	643	54	697	11,184	772	11,956	11,827	826	12,653	7,996
Mysore	2,661	208	2,869	18,101	4,786	22,887	20,762	4,994	25,756	6,649
Nagpur	803	221	1,024	501	59	560	31,377	5,903	37,280	32,681	6,183	38,864	13,271
North Bengal	226	75	301	6,961	2,504	9,465	7,187	2,379	9,766	2,631
Orissa Agricultural and Techno- logy	1,211	3	1,214	1,211	3	1,214	1,150
Osmania	9,942	2,407	12,349	14,462	2,745	17,207	24,404	5,152	29,556	8,370
Panjab	1,769	687	2,456	2,606	43	2,649	45,744	16,585	62,329	50,119	17,315	67,434	22,767
Patna	1,922	432	2,354	6,294	2,157	8,451	8,216	2,589	10,805	N.A.
Poona	902	324	1,226	11,979	4,056	16,035	11,820	1,964	13,784	24,701	6,344	31,045	9,118
Punjab Agricultural Punjabi	1,804	3	1,807	1,804	3	1,807	963
Rabindra Bharati	171	45	216	3,376	1,175	4,551	3,547	1,220	4,767	1,727
Rajasthan	150	228	378	150	228	378	10
Ranchi	1,001	284	1,285	3,005	1,675	4,680	19,727	2,886	22,613	23,733	4,845	28,578	6,086
Ravi Shankar	592	126	718	4,381	886	5,267	15,034	2,306	17,340	20,007	3,318	23,325	7,614
Roorkee	5,924	376	6,300	4,322	917	5,239	10,246	1,293	11,539	4,341
Shivaji	2,353	41	2,394	2,353	41	2,394	507
S. V. Vidyapeeth	68	2	70	15,181	2,906	18,087	15,249	2,908	18,157	7,798
Saugar	384	39	423	6,330	758	7,088	6,714	797	7,511	2,909
S. N. D. T. Women's Sri Venkateswara	2,455	274	2,729	15,754	1,262	17,016	18,209	1,536	19,745	6,354
Udaipur	2,500	2,500	..	1,974	1,974	..	4,474	4,474	207
U. P. Agricultural	1,032	118	1,150	9,895	1,647	11,542	10,927	1,765	12,692	4,155
	2,922	49	2,971	981	348	1,329	3,903	397	4,300	395
	951	..	951	951	..	951	456

Utkal	626	107	733	3,399	18	3,417	19,461	3,002	22,463	23,486	3,127	26,613	17,223
Varanaseya Sanskrit Vishwa- vidyalaya
Vikram	273	46	319	8,030	1,263	9,293	6,957	1,459	7,416	14,260	2,768	17,028	5,421
Visva Bharati	467	263	730	467	263	730	452
Total	68,608	11,680	80,288	2,08,161	66,019	2,74,180	7,46,398	1,88,007	9,34,405	10,23,167	2,65,706	12,88,873	4,13,361

<i>Institutions Deemed to be Universities—</i>													
Birla Institution of Technology	1,689	84	1,773	1,689	84	1,773	321
Gujarat Vidyapeeth Vishwa- vidyalaya	6	..	6	256	87	343	262	87	349	349
Gurukul Kangri	91	..	91	..	22	22	91	22	113	91
Indian Agricultural Research Institute	438	12	450	438	12	450	51
Indian Institute of Science	667	32	699	667	32	699	..
Indian Schools of International Study	80	22	102	80	22	102	..
Jamia Millia Islamia	229	121	350	229	121	350	124
Kashi Vidyapeeth	1,458	70	1,528	1,458	70	1,528	..
Tata Institute of Social Sciences	80	34	114	80	34	114	..
Total	3,051	184	3,235	1,943	300	2,243	4,994	484	5,478	936

GRAND TOTAL . 71,659 11,864 83,523 2,10,104 66,319 2,76,423 7,46,398 1,88,007 9,35,405 10,28,161 2,66,190 12,94,351 4,14,297

TABLE VI-A—Enrolment in Universities and Colleges by Type of Education

University	General Education										
	Arts		Science		Home Science		Others		Total		All Persons
	Boys	Girls	Boys	Girls	Boys	Girls	Boys	Girls	Boys	Girls	
	1	2	3	4	5	6	7	8	9	10	11
Agra	19,085	8,684	15,125	1,135	34,210	9,819	44,029
Aligarh Muslim	776	337	1,461	150	9	7	2,246	494	2,740
Allahabad	4,077	1,159	2,121	191	..	65	..	24	6,198	1,439	7,637
Andhra	5,546	1,376	15,202	2,760	20,748	4,136	24,884
Andhra Pradesh Agricultural	6	132	6	132	138
Annamalai	804	154	1,110	135	2	..	9	1	1,925	290	2,215
Banaras Hindu	1,571	950	1,636	249	3,207	1,199	4,406
Bangalore	887	1,451	5,633	2,307	..	478	6,520	4,236	10,756
Baroda	1,217	968	1,302	292	3	572	26	75	2,548	1,907	4,455
Bhagalpur	12,885	1,136	6,136	183	19,021	1,319	20,340
Bihar	15,803	1,053	10,333	173	26,136	1,226	27,362
Bombay	8,402	9,877	17,258	4,834	25,660	14,711	40,371
Burdwan	10,134	3,979	7,837	633	31	2	18,002	4,614	22,616
Calcutta	36,042	31,050	25,844	4,834	..	313	61,886	36,197	98,083
Delhi	11,041	8,806	2,071	566	..	464	13,112	9,836	22,948
Gauhati	24,893	7,323	8,765	822	33,658	8,145	41,803
Gorakhpur	7,062	678	3,493	60	13	1	10,568	739	11,307
Gujarat	17,015	8,863	17,510	2,482	34,525	11,345	45,870
Indra Kala Sangeet Vishwavidyalaya
Indore	2,628	1,231	1,878	457	4,506	1,688	6,194
Jabalpur	2,975	1,190	2,238	601	..	264	5,213	2,055	7,268
Jadavpur	519	623	511	77	..	49	1,030	749	1,779
Jammu & Kashmir	1,890	2,334	4,552	761	..	42	6,442	3,137	9,579

Jawahar Lal Nehru TM Krishi Vishwavidyalaya											
Jiwaji	5,120	1,060	2,891	338	8,011	1,398	9,409
Jodhpur	361	341	1,674	164	1,163	186	3,198	691	3,889
Kalyani	33	19	115	35	148	54	202
Karnatak	7,186	1,483	7,571	702	14,757	2,185	16,942
Kerala	28,950	18,186	13,404	8,196	..	407	5	3	42,359	26,792	69,151
Kurukshetra	452	316	324	42	776	358	1,134
Lucknow	4,548	2,771	2,859	418	12	7,407	3,201	10,608
Madras	11,819	4,598	36,613	10,501	..	840	26	7	48,458	15,946	64,404
Magadh	13,937	645	9,132	55	23,069	700	23,769
Marathwada	3,280	423	4,757	297	8,037	720	8,757
Mysore	3,470	2,143	8,730	2,085	..	113	12,200	4,341	16,541
Nagpur	9,497	4,462	6,224	831	..	189	15,721	5,482	21,203
North Bengal	3,568	2,253	1,960	235	5,528	2,488	8,016
Orissa Agri. and Technology	83	2	83	2	85
Osmania	5,013	1,774	9,828	2,340	14,841	4,114	18,955
Panjab	23,318	12,938	12,584	1,267	..	201	35,902	14,406	50,308
Patna	3,862	1,993	1,877	224	5,739	2,217	7,956
Poona	6,681	3,699	8,221	1,811	39	3	14,941	5,313	20,254
Punjab Agricultural
Punjabi	860	738	345	48	1,205	786	1,991
Rabindra Bharati	50	59	50	59	109
Rajasthan	8,772	3,453	5,689	726	14,461	4,179	18,640
Ranchi	7,424	2,770	5,116	325	12,540	3,095	15,635
Ravi Shanker	3,264	749	2,831	454	6,095	1,203	7,298
Roorkee	83	2	83	2	85
Shivaji	6,470	1,954	5,089	608	11,559	2,562	14,121
S.V. Vidyapeeth	1,375	554	2,379	189	3,754	743	4,497
Saugar	7,631	1,032	4,693	403	..	16	12,324	1,451	13,775
S.N.D.T. Women's	..	3,724	444	4,168	4,168
Sri Venkateswara	2,211	487	5,543	891	..	68	7,754	1,446	9,200
Udaipur	957	267	870	52	..	51	1,827	370	2,197
U.P. Agricultural
Utkal	11,219	1,892	7,501	819	18,720	2,711	21,431
Varanaseya Sanskrit Vishwa-vidyalaya
Vikram	6,058	1,457	3,222	460	..	625	9,280	2,542	11,822
Visva Bharati	125	148	111	19	236	167	403
Total	3,72,763	1,71,610	3,24,335	58,041	11	5,333	1,321	321	6,98,430	2,35,305	9,33,735

TABLE VI-A—Enrolment in Universities and Colleges by Type of Education—contd.

1	2	3	4	5	6	7	8	9	10	11	12
<i>Institutions Deemed to be Universities—</i>											
Birla Institute of Technology .	26	15	234	56	260	71	331
Gujarat Vidyapeeth . . .	225	73	225	73	298
Gurukul Kangri	81	22	10	91	22	113
Indian Agricultural Research Institute
Indian Institute of Science	114	16	114	16	130
Indian School of International Studies	74	22	74	22	96
Jamia Millia Islamia	123	31	123	31	154
Kashi Vidyapeeth	1,366	63	1,366	63	1,429
Tata Institute of Social Science
Total	1,895	226	358	72	2,253	298	2,551
Grand Total	3,74,658	1,71,836	3,24,693	58,113	11	5,333	1,321	321	7,00,683	2,35,603	9,36,286

TABLE VI-A—Enrolment in Universities and Colleges by Type of Education—contd.

University	Professional Education									
	Agriculture		Commerce		Education		Engg. & Tech.		Law	
	Boys	Girls	Boys	Girls	Boys	Girls	Boys	Girls	Boys	Girls
1	13	14	15	16	17	18	19	20	21	22
Agra	4,630	..	4,400	5	1,409	1,085	696	..	1,957	28
Aligarh Muslim	294	1	67	41	1,435	1	185	2
Allahabad	304	..	660	..	16	9	660	..	616	3
Andhra	2,227	19	579	174	1,904	10	100	4
Andhra Pradesh	1,154	28
Annamalai	286	..	215	..	147	26	1,043
Banaras Hindu	462	..	520	..	53	70	2,196	3	142	3
Bangalore	1,040	18	137	71	2,431	12	1,020	44
Baroda	1,632	89	152	71	3,193	34	450	26
Bhagalpur	440	..	1,145	1	287	23	545	..	672	2
Bihar	280	..	1,589	..	271	24	710	..	831	1
Bombay	6,101	689	238	451	1,887	94	3,121	331
Burdwan	3,284	5	144	77	828
Calcutta	37	2	22,382	215	881	452	2,320	16	4,482	173
Delhi	1,571	9	72	133	506	33	605	24
Gauhati	291	..	2,107	..	307	134	946	1	596	..
Gorakhpur	2,804	..	561	..	1,331	202	154	..	620	7
Gujarat	349	..	9,908	233	456	106	1,650	19	2,369	173
Indra Kala Sangeet Vishwavidyalaya
Indore	1,552	1	978	7	523	12
Jabalpur	8	..	1,526	4	277	210	1,647	10	408	6
Jadavpur	2,638	30
Jammu & Kashmir	287	..	358	..	291	143	965	6
Jawahar Lal Nehru Krishi Vishwavidyalaya	1,794
Jiwaji	611	1	155	32	759	..	319	3
Jodhpur	1,223	..	174	24	1,264	..	314	2
Kalyani	508	80	42
Karnatak	457	..	2,238	49	411	69	1,040	1	631	8
Kerala	258	44	3,296	110	1,068	1,275	3,870	215	493	42

TABLE VI-A—Enrolment in Universities and Colleges by Type of Education—contd.

1	13	14	15	16	17	18	19	20	21	22
Kurukshetra	205	135
Lucknow	971	..	35	186	1,647	30
Madras	697	2	2,764	47	1,021	587	5,027	10	1,085	48
Magadh	903	655	..
Marathwada	429	..	2,146	17	158	16	383	1	288	1
Mysore	1,616	80	400	146	4,145	6	216	9
Nagpur	2,075	..	11,715	69	700	308	882	2	302	3
North Bengal	894	16	198	75	567
Orissa Agri. and Technology	872	1
Osmania	2,870	17	513	172	2,937	18	1,161	23
Panjab	571	..	846	..	1,231	1,722	7,414	47	875	25
Patna	567	..	149	124	626	..	541	7
Poona	1,127	..	5,208	165	530	385	1,187	21	454	19
Punjab Agricultural	1,424	3
Punjabi	400	1	144	142	885	4
Rabindra Bharati
Rajasthan	216	..	5,694	3	687	156	129	..	542	10
Ranchi	368	..	1,813	21	106	48	3,591	..	577	2
Ravi Shanker	2,058	4	252	54	1,128	6	349	1
Roorkee	2,206	39
Shivaji	168	1	1,692	115	531	173	773	5	253	10
S.V. Vidyapeeth	859	1	700	22	162	30	1,103	1	84	..
Saugar	4,020	4	625	67	177	..	867	2
S.N.D.T. Women's	242
Sri Venkateswara	357	..	289	30	1,255	3
Udaipur	1,116	..	189	..	151	19	137	..	126	5
U.P. Agricultural	387	322
Utkal	671	..	531	69	1,595	6	411	8
Varanaseya Sanskrit Vishwa- vidyalaya
Vikram	2,061	..	527	88	1,180	1	630	1
Visva Bharati	41	67	21
Total	24,890	82	1,20,895	2,030	18,245	9,930	73,824	662	31,517	1,098

Total	24,699	82	1,20,595	2,030	18,245	9,039	78,824	682	31,517	1,998
-------	--------	----	----------	-------	--------	-------	--------	-----	--------	-------

Institution Deemed to be Universities—

Birla Institute of Technology	66	1,287	13
Gujarat Vidyapeeth	37	14
Guru kul Kangri
Indian Agricultural Research Institute	438	12
Indian Institute of Sciences	553	16
Indian School of Industrial Studies	6	..
Jamia Milla Islamia	106	90
Kashi Vidyapeeth
Tata Instt. of Social Science
Total	438	12	66	..	143	104	1,840	29	6	..
Grand Total	25,137	94	1,20,661	2,030	18,388	10,043	75,664	691	31,523	1,398

TABLE VI-A—Enrolment in Universities and Colleges by Type of Education—contd.

University	Professional Educations														
	Medicine														
	Allopathy		Ayurvedic		Unani/Tibbia		Dentistry		Nursing		Pharmacy		Vet. Sciences		
	Boys	Girls	Boys	Girls	Boys	Girls	Boys	Girls	Boys	Girls	Boys	Girls	Boys	Girls	
1	23	24	25	26	27	28	29	30	31	32	33	34	35	36	
Agra	501	116	29	1	466	5
Aligarh Muslim	194	55	168	11
Allahabad	188	44
Andhra	2,176	663	87	1
Andhra Pradesh Agricultural	538	..
Annamalai
Banaras Hindu	268	53	42	2	96	1
Bangalore	867	342	124	17
Baroda	636	157
Bhagalpur
Bihar	803	162
Bombay	2,085	1,125	389	105	..	31	39	20	179	4	..
Burdwan
Calcutta	3,459	885	187	18	134	5
Delhi	890	1,070	111
Gauhati	1,247	171	280	..
Gorakhpur
Gujarat	1,319	570	220	58	163	14
Indra Kala Sangeet Vishwa- vidyalaya
Indore	560	265	87	3	75	1	..	40
Jabalpur	471	235
Jadavpur	47	3

Jammu & Kashmir	581	153
Jawahar Lal Nehru Krishi Vishwavidyalaya	486	..
Jawaji	602	142	146
Jodhpur
Kalyani
Karnatak	1,366	171
Kerala	1,772	577	77	15	85	24	3	30	230	18
Kurukshetra	19	14
Lucknow	1,695	360	190	6	150	13	552	7
Madras	3,597	1,324	122	10	..	69	207	27	491	..
Magadh
Marathwada	386	71
Mysore	2,139	407	46	5
Nagpur	822	265	71	3	88	4	156	..
North Bengal
Orissa Agri. and Technology	256	..
Osrmania	1,766	667	148	21	..	77
Panjab	2,934	1,016	79	21	..	3	40
Patna	584	232
Poona	979	327	246	88
Punjab Agricultural
Punjabi	607	191	31	7	105
Rabindra Bharati
Rajasthan	1,952	473	5
Ranchi	843	152	169	..
Ravi Shanker	96	24	268	1
Roorkee
Shivaji	273	42
S. V. Vidyapeeth	52
Saugar	120	6	66	2
S.N.D.T. Women's	34
Sri Venkateswara	925	273
Udaipur	191
U.P. Agricultural	332
Utkal	1,558	333
Varanaseya Sanskrit Vishwavidyalaya
Vikram	530	191
Visva Bharati
Total	41,810	1,32,54	1,376	177	168	11	1,436	242	9	200	670	27	3,927	20

TABLE VI-A—Enrolment in Universities and Colleges by Type of Education—contd.

1	23	24	25	26	27	28	29	30	31	32	33	34	35	36
<i>Institutions Deemed to be Universities—</i>														
Birla Institute of Technology	76
Gujarat Vidyapeeth
Guru kul Kangri
Indian Agricultural Research Institute
Indian Institute of Sciences
Indian School of International Studies
Jamia Milla Islamia
Kashi Vidyapeeth
Tata Institute of Social Sciences
Total	76
Grand Total	41,810	13,254	1,376	117	168	11	1,436	242	3	400	1,014	71	4,892	40

TABLE VI-A—Enrolment in Universities and Colleges by Type of Education—contd.

1	Professional Education											47
	Fine Arts				Physical Education		Others		Total		All Persons	
	Music & Dancing		Others		Boys	Girls	Boys	Girls	Boys	Girls		
	Boys	Girls	Boys	Girls								
37	38	39	40	41	42	43	44	45	46			
Agra	14,088	1,240	15,328		
Aligarh Muslim	112	35	2,455	146	2,601		
Allahabad	17	57	68	30	2,529	143	2,672		
Andhra	8	15	23	7	7,104	892	7,996		
Andhra Pradesh Agricultural	1,692	29	1,721		
Annamalai	1	2	1,692	28	1,720		
Banaras Hindu	28	14	16	7	37	2	3,860	155	4,015	
Bangalore	5,619	504	6,123		
Baroda	192	207	129	23	65	26	6,449	633	7,082	
Bhagalpur	3,089	26	3,115		
Bihar	4,484	187	4,671		
Bombay	14	27	14,053	2,877	16,930	
Burdwan	4,256	82	4,338		
Calcutta	..	38	6	5	138	81	34,026	1,890	35,916	
Delhi	2	71	83	43	3,729	1,494	5,223	
Gauhati	5,804	306	6,110		
Gorakhpur	17	..	5,487	209	5,696	
Gujarat	19	11	33	9	16,486	1,193	17,679	
Indra Kala Sangeet Vishwa- vidyalaya	41	58	41	58	99	
Indore	3,775	329	4,104	
Jabalpur	4,337	465	4,802	
Jalavpur	12	24	2,697	57	2,754	
Jammu & Kashmir	2,482	302	2,784	
Jawahar Lal Nehru Krishi Vishwavidyalaya	2,280	..	2,280	
Jiwaji	132	40	..	17	2,724	235	2,959	

TABLE VI-A—Enrolment in Universities and Colleges by Type of Education—contd.

I	37	38	39	40	41	42	43	44	45	46	47
Jodhpur	2,975	26	3,001
Kalyani	24	612	42	654
Karnatak	4	6,163	302	6,465
Kerala	20	10	11,162	2,360	13,522
Kurukshetra	224	149	373
Madras	32	..	10	6	15,114	2,137	17,251
Lucknow	87	15	4,775	610	5,385
Magadh	2,049	..	2,049
Marathwada	3,790	106	3,896
Mysore	8,562	653	9,215
Nagpur	32	1	13	2	104	44	16,960	701	17,661
North Bengal	1,659	91	1,750
Orissa Agricultural & Techno-logy	1,128	1	1,129
Omania	33	6	135	37	9,563	1,038	10,601
Panjab	20	9	47	15	14,057	2,858	16,915
Patna	10	9	2,477	372	2,849
Poona	5	10	24	16	9,760	1,031	10,791
Panjab Agricultural	1,804	3	1,807
Punjab	170	89	2,342	434	2,776
Rabindra Bharati	100	169	100	169	269
Rajasthan	52	19	9,272	666	9,938
Ranchi	7,467	223	7,690
Ravi Shanker	4,151	90	4,241
Roorkee	64	..	2,270	39	2,309
Shivaji	3,690	346	4,036
S.V. Vidyapeeth	2,960	54	3,014
Saugar	10	4	5,885	85	5,970
S.N.D.T. Women's	30	..	306	306
Sri Venkateswara	3	1	2,829	307	3,136
Udaipur Agricultural	166	3	2,076	27	2,103
U.P. Agricultural	951	..	951
Utkal	4,766	416	5,182

Vikram	52	15	4,980	228	5,208
Viva Bharati	7	30	41	40	72	5	231	98	327
Total	433	692	295	106	424	146	1,387	494	3,22,042	29,444	3,51,486

Institutions Deemed to be Universities—

Birla Institute of Technology and Science	1,429	13	1,442
Gujarat Vidyapeeth	37	14	51
Gurukul Kangri
Indian Agricultural Research Institute	438	12	450
Indian Institute of Science	553	16	569
Indian School of International Studies	6	..	6
Jamia Millia Islamia	106	90	196
Kaem Vidyalyaya	92	7	92	7	99
Tata Institute of Social Sciences	80	34	80	34	114
Total	172	41	2,741	186	2,927
Grand Total	433	692	295	106	424	146	1,559	535	3,24,783	29,630	3,54,413

TABLE VI-A—Enrolment in Universities and Colleges by Type of Education—contd.

1	Other Education							Grand Total		
	Oriental Studies		Others		Total		All persons	Boys	Girls	All persons
	Boys	Girls	Boys	Girls	Boys	Girls				
	48	49	50	51	52	53	54	55	56	57
Agra	48,298	11,059	59,357
Aligarh Muslim	4,701	640	5,341
Allahabad	8,727	1,582	10,309
Andhra	351	140	351	146	497	28,203	5,174	33,377
Andhra Pradesh Agricultural	1,698	161	1,859
Annamalai	17	3	17	3	20	3,634	321	3,955
Banaras Hindu	272	2	272	2	274	7,339	1,356	8,695
Bangalore	12,139	4,740	16,879
Baroda	72	13	72	13	85	9,069	2,553	11,622
Bhagalpur	22,110	1,345	23,455
Bihar	30,620	1,413	32,033
Bombay	39,713	17,588	57,301
Burdwan	22,258	4,696	26,954
Calcutta	95,912	38,087	1,33,999
Delhi	16,841	11,330	28,171
Gauhati	39,462	8,451	47,913
Gorakhpur	16,055	948	17,003
Gujarat	51,011	12,538	63,549
Indra Kala Sangeet Vishwa- vidyalaya	41	58	99

Indore	8,281	3,017	10,298
Jabalpur	9,550	2,520	12,070
Jadavpur	3,727	806	4,533
Jammu & Kashmir	9,158	3,693	12,851
Jawahar Lal Nehru Vishwavidyalaya	2,280	..	2,280
Jiwaji	10,735	1,633	12,368
Jodhpur	6,173	717	6,890
Kalayani	760	96	856
Karnatak	20,920	2,487	23,407
Kerala	263	164	263	164	427	..	53,784	29,316	83,100
Kurukshetra	1,000	507	1,507
Lucknow	12,182	3,811	15,993
Madras	982	312	982	312	1,294	..	64,554	18,395	82,949
Magadh	25,118	700	25,818
Marathwada	11,827	826	12,653
Mysore	20,762	4,994	25,756
Nagpur	32,681	6,183	38,864
North Bengal	7,187	2,579	9,766
Orissa Agriculture and Tech- nology	1,211	3	1,214
Osmania	24,404	5,152	29,556
Panjab	160	51	160	51	211	..	50,119	17,315	67,434
Patna	8,216	2,589	10,805
Poona	24,701	6,344	31,045
Panjab Agricultural	1,804	3	1,807
Punjabi	3,547	1,220	4,767
Rabindra Bharati	150	228	378
Rajasthan	23,733	4,845	28,578
Ranchi	20,007	3,318	23,325
Ravi Shanker	10,246	1,293	11,539
Roorkee	2,353	41	2,394
Shivaji	15,249	2,908	18,157
S.V. Vidyapeeth	6,714	797	7,511
Saugar	18,209	1,536	19,745
S.N.D.T. Women's	4,474	4,474
Sri Venkateswara	344	12	344	12	356	..	10,927	1,765	12,692
Udaipur	3,903	397	4,300
U.P. Agricultural	951	..	951
Utkal	23,486	3,127	26,613

TABLE VI-A—Enrolment in Universities and Colleges by Type of Education—conold.

1	48	49	50	51	52	53	54	55	56	57
Vikram	14,260	2,768	17,028
Visva Bharati	467	263	730
Total	2,695	957	2,695	957	3,652	10,23,167	2,65,706	12,88,873
<i>Institutions Deemed to be Universities—</i>										
Birla Institute of Technology	1,689	84	1,773
Gujarat Vidyapeeth	262	87	349
Curukul Kangri	91	22	113
Indian Agricultural Research Institute	438	12	450
Indian Institute of Sciences	667	32	699
Indian School of International Studies	80	22	102
Jamia Millia Islamia	229	121	350
Kashi Vidyalyaya	1,456	70	1,528
Tata Institute of Social Sciences	80	34	114
Total	4,994	484	5,478
Grand Total	2,695	957	2,695	957	3,652	10,28,161	2,66,130	12,94,391

TABLE VI-B—Number of Students belonging to Scheduled Castes and Scheduled Tribes in Universities and Colleges by Type of Education

University	General Education										All Persons
	Arts		Science		Home Science		Others		Total		
	Boys	Girls	Boys	Girls	Boys	Girls	Boys	Girls	Boys	Girls	
1	2	3	4	5	6	7	8	9	10	11	12
Agra	2,094	46	490	20	2,584	66	2,650
Aligarh Muslim	6	1	3	9	1	10
Allahabad	332	12	57	1	389	13	402
Andhra	1,323	142	382	78	1,705	220	1,925
Andhra Pradesh											
Agricultural
Annamalai	65	3	51	3	116	6	122
Banaras Hindu	70	5	11	81	5	86
Bangalore	75	5	128	25	203	30	233
Baroda	34	3	12	1	..	3	2	..	48	7	55
Bhagalpur	617	..	84	701	..	701
Bihar	*	*	*	*	*	*	*	*	*	*	*
Bombay	594	67	221	23	815	90	905
Burdwan	809	64	322	3	1,131	67	1,198
Calcutta	3,749	544	1,237	89	..	8	4,986	645	5,631
Delhi	458	23	3	1	461	24	485
Gauhati	4,390	1,022	1,153	111	6,543	1,133	6,676
Gorakhpur	606	6	53	659	6	665
Gujarat	863	59	360	21	1,223	80	1,303
Indore	128	12	39	4	167	16	183
Jammu & Kash- mir	36	37	16	19	52	56	108
Jawharlal Nehru Krishi Vishwa- vidyalaya
Jiwaji	541	..	42	583	..	583
Jodhpur	19	..	15	33	6	67	6	73

* Information is not available.

TABLE VI-B—Number of Students belonging to Scheduled Castes and Scheduled Tribes in Universities and Colleges by Type of Education—contd.

1	2	3	4	5	6	7	8	9	10	11	12
Kalyani	3	..	5	8	..	8
Karnatak	408	23	100	3	508	26	534
Kerala	1,629	618	360	148	1,989	766	2,755
Kurukshetra	14	..	1	15	..	15
Lucknow
Madras	1,054	279	1,744	406	..	8	2,798	693	3,491
Magadh	1,077	4	198	1,275	4	1,279
Marathwada	913	17	958	10	1,871	27	1,898
Mysore	241	28	261	22	502	50	552
Nagpur	2,503	454	653	47	..	2	3,246	503	3,749
North Bengal	*	*	*	*	*	*	*	*	*	*	*
Orissa Agriculture & Technology	3	3	..	3
Osmania	423	103	312	106	735	209	944
Panjab	2,327	236	708	39	..	12	3,033	287	3,320
Patna	376	18	51	427	18	445
Poona	738	56	266	15	1,004	71	1,075
Panjab Agricultural
Punjabi	*	*	*	*	*	*	*	*	*	*	*
Rabindra Bharati
Rajasthan	696	10	114	810	10	820
Ranchi	1,803	514	280	28	2,083	542	2,625
Ravi Shanker	534	28	200	9	734	37	771
Roorkee
Shivaji	797	30	164	7	961	37	998
S. V. Vidyapeeth	27	1	7	34	1	35
Saugar	349	2	79	2	428	4	432
S.N.D.T. Women's	..	52	52	52
Sri Venkateswara	231	26	354	28	585	54	639
Udaipur	44	..	7	51	..	51
U.P. Agricultural
Utkal	461	16	268	8	729	24	753
Vikram	*	*	*	*	*	*	*	*	*	*	*

Visva Bharat .	4	2	4	8	2	10
Total .	35,551	4,568	11,774	1,275	..	39	35	6	45,360	5,888	51,248
<i>Institution Deemed to be</i>											
<i>Universities—</i>											
Birla Institute of Technology & Science	*	*	*	*	*	*	*	*	*	*	*
Gujarat Vidyapeeth	51	21	51	21	72
Gurukul Kangri .	2	2	..	2
Indian Agricultural Research Institute
Jamia Millia Islamia	1	1	..	1
Kashi Vidyapeeth	155	1	155	1	156
Total .	209	22	209	22	231
GRAND TOTAL .	33,760	4,590	11,774	1,275	..	39	35	6	45,569	5,910	51,479

* Information is not available.

TABLE VI-B—Number of Students belonging to Scheduled Castes and Scheduled Tribes in Universities and Colleges by Type of Education—contd.

University	Professional Education											
	Agriculture		Commerce		Education		Engg. & Tech.		Law		Medicine Allopathy	
	Boys	Girls	Boys	Girls	Boys	Girls	Boys	Girls	Boys	Girls	Boys	Girls
1	13	14	15	16	17	18	19	20	21	22	23	24
Agra	317	..	152	..	17	2	3	..	198	..	23	1
Aligarh Muslim	1	..	33	..	6
Allahabad	1	3	..	8	..	3	1
Andhra	50
Andhra Pradesh Agricultural	14
Annamalai	34	..	19	..	6	..	25
Banaras	10	..	11	..	1	..	16	..	3
Bangalore	19	9	..	61	1	56	42
Baroda	17	..	2	..	36	..	7	..	4	2
Bhagalpur	10	..	1	..	1	1	49
Bihar	*	*	*	*	*	*	*	*	*	*	*	*
Bombay	63	1	5	..	55	..	133	4	36	8
Budwan	83	..	2	..	11
Calcutta	1	..	43	1	24	..	256	12	83	7
Delhi	2	25	..	41	..	21	5
Gaubati	1	..	216	..	7	12	45	..	198	..	152	43
Gorakhpur	132	..	42	..	6	..	4	..	28
Gujarat	207	1	4	..	36	..	105	1
Indore	30	12	..	10	..	17	4
Jammu & Kashmir	2	..	2	..	6	7	1
Jawaharlal Nehru Vishwavidyalaya	39
Jiwaji	68	..	1	..	67	..	34	..	20	..
Jodhpur	10	8

Kalyani	55	2
Karnatak	1	..	26	27	..	39	..	25	..
Kerala	4	2	42	2	24	12	96	3	31	4	88	19
Kurukshetra	2
Lucknow	*	*	*	*	*	*	*	*	*	*	*	*
Madras	87	..	75	..	54	15	246	..	35	..	426	99
Magadh	20	42
Marathwada	65	..	677	6	5	..	25	..	27	..	36	..
Mysore	35	7	6	1	63	..	8	..	161	26
Nagpur	159	..	1,761	4	95	11	62	..	25	..	50	..
North Bengal	*	*	*	*	*	*	*	*	*	*	*	*
Orrisa Agriculture & Technology	24
Osmania	142	..	3	2	109	..	96	..	77	27
Panjab	5	106	23	279	12	46	1	51	12
Patna	20	..	2	6	29	..	35	..	26	8
Poona	25	..	174	1	7	1	49	..	64	..	20	5
Punjab Agricultural	37
Punjabi	*	*	*	*	*	*	*	*	*	*	*	*
Rabindra Bharti
Rajasthan	21	..	139	..	11	1	4	..	15	..	53	2
Ranchi	30	..	218	..	17	31	80	..	148	1	14	4
Ravi Shanker	150	..	2	1	18	2	25	..	4	..
Roorkee	84	1
Shivaji	9	..	68	..	19	3	18	..	19	..	14	..
S.V. Vidyapeeth	12	..	3	2	..	2
Saugar	79
S.N.D.T. Women's
Sri Venkateswara	18	..	6	1	42	64	11
Udaipur	15	..	1	9	..	4
U.P. Agricultural	17	12
Utkal	13	..	9	1	47	..	8	..	21	5
Vikram	*	*	*	*	*	*	*	*	*	*	*	*
Visva Bharati	8
Total	1,132	2	4,568	23	504	124	1,761	18	1,814	24	1,552	332

* Information's not available.

M/B(N)247MofEdu.—10

TABLE VI-B—Number of Students belonging to Scheduled Castes and Scheduled Tribes in Universities and Colleges by Type of Education—contd.

1	13	14	15	16	17	18	19	20	21	22	23	24
<i>Institutions Deemed as Universities—</i>												
Birla Institute of Technology & Science	*	*	*	*	*	*	*	*	*	*	*	*
Gujarat Vidyapeeth	1
Gurukul Kangri
Indian Agricultural Research Institute	8
Jamia Millia Islamia
Kashi Vidyapeeth
Total	8	1
GRAND TOTAL	1,140	2	4,568	23	505	124	1,761	18	1,814	24	1,552	332

* Information is not available.

TABLE VI B—Number of Students belonging to Scheduled Castes and Scheduled Tribes in Universities and Colleges by Type of Education—contd.

University	Medicine											Physical Education	
	Ayurvedic		Unani/Tibbia		Dentistry		Nursing		Pharmacy		Boys	Girls	
	Boys	Girls	Boys	Girls	Boys	Girls	Boys	Girls	Boys	Girls	Boys	Girls	
1	25	26	27	28	29	30	31	32	33	34	35	36	
Agra	
Aligarh Muslim	
Allahabad	
Andhra	
Andhra Pradesh													
Agricultural	
Annamalai	
Banaras Hindu	
Bangalore	
Baroda	
Bhagalpur	
Bihar	*	*	*	*	*	*	*	*	*	*	*	*	
Bombay	I	
Burdwan	
Calcutta	3	
Delhi	
Gauhati	
Gorakhpur	
Gujarat	
Indore	
Jammu & Kashmir	
Jawaharlal Nehru													
Krishi Vishwa-													
Vidyalyaya	
J.waji	I	..	
Jodhpur	
Kalyani	

*Information is not available.

TABLE VI B—Number of Students belonging to Scheduled Castes and Scheduled Tribes in Universities and Colleges by Type of Education—contd.

1	25	26	27	28	29	30	31	32	33	34	35	36
Karnatak
Kerala . . .	25	15
Kurukshehra
Lucknow
Madras	10	4	..	1	11	2
Magadh
Marathwada
Mysore
Nagpur
North Bengal . . .	*	*	*	*	*	*	*	*	*	*	*	*
Orissa Agriculture & Technology
Osmania	8
Panjab	18	1	..	2	6
Patna
Poona
Punjab Agricultural Punjabi . . .	* . . .	* . . .	* . . .	* . . .	* . . .	* . . .	* . . .	* . . .	* . . .	* . . .	* . . .	* . . .
Rabindra Bharti
Rajasthan
Ranchi
Ravi Shanker . . .	13
Roorkee
Shivaji
S. V. Vidyapeeth
Sauger
S.N.D.T Women's	1
Sri Venkateswara
Udaipur
U.P. Agricultural
Utkal
Visva Bharati
Total . . .	38	15	20	15	..	7	17	2	1	..

Institutions known as Universities—

Birla Institute of Technology & Science	*	*	*	*	*	*	*	*	*	*	*	*
Gujarat Vidyapeeth
Gurukul Kangri
Indian Agricultural Research Institute
Jamia Millia Islamia
Kashi Vidyapeeth
Total
GRAND TOTAL	38	15	29	13	..	7	17	2	1	..

*Information is not available.

TABLE VI B—Number of Students belonging to Scheduled Castes and Scheduled Tribes in Universities and Colleges by Type of Education—contd.

University	Fine Arts								Total		
	Music & Dancing		Others		Veterinary Science		Others		Boys	Girls	All Persons
	Boys	Girls	Boys	Girls	Boys	Girls	Boys	Girls			
1	37	38	39	40	41	42	43	44	45	46	47
Agra	5	715	3	718
Aligarh Muslim	40	..	40
Allahabad	15	1	16
Andhra	50	..	50
Andhra Pradesh											
Agricultural	16	..	16
Annamalai	84	..	84
Banaras Hindu	1	..	2	44	..	44
Bangalore	145	43	188
Baroda	8	1	5	79	3	82
Bhagalpur	61	1	62
Bihar	*	*	*	*	*	*	*	*	*	*	*
Bombay	9	302	13	315
Burdwan	96	..	96
Calcutta	2	..	409	20	429
Delhi	6	..	95	8	103
Gauhati	50	669	55	724
Gorakhpur	212	..	212
Gujarat	352	2	354
Indore	69	4	73
Jammu & Kashmir	17	1	18
Jawaharlal Nehru											
Krishi Vishwa											
Vidyalyaya	3	42	..	42
Jiwaji	191	..	191
Jodhpur	18	..	18
Kalyani	57	..	57
Karnatak	118	..	118

Kerala	2	1	312	58	370
Kurukshetra	2	..	2
Lucknow	*	*	*	*	*	*	*	*	*	*	*
Madras	1	945	121	1,066
Magadh	62	..	62
Marathwada	835	6	841
Mysore	273	34	307
Nagpur	3	..	19	4	2,174	19	2,193
Orissa Agriculture & Technology	7	31	..	31
Osmania	10	..	437	37	474
Panjab	511	51	562
Patna	112	14	126
Poona	339	7	346
Punjab Agricultural	12	49	..	49
Punjabi	*	*	*	*	*	*	*	*	*	*	*
Rabindra Bharti	..	1	1	1
Rajasthan	1	..	244	3	247
Ranchi	507	36	543
Ravi Shanker	212	3	215
Roorkee	84	1	85
Shivaji	147	3	150
S. V. Vidyapeeth	1	20	..	20
Saugar	79	..	79
S.N.D.T. Women's	1	1
Sri Venkateswara	130	12	142
Udaipur	17	..	46	..	46
U.P. Agricultural	22	51	..	51
Utkal	98	6	104
Visva Bharati	1	1	3	..	12	1	13
Total	9	2	8	1	117	1	53	4	11,608	568	12,176

*Information is not available.

TABLE VI B—*Number of Students belonging to Scheduled Castes and Scheduled Tribes in Universities and Colleges by Type of Education—contd.*

1	37	38	39	40	41	42	43	44	45	46	47
<i>Institutions Deemed to be Universities--</i>											
Birla Institute of Technolgy & Science	*	*	*	*	*	*	*	*	*	*	*
Gujarat Vidyapeeth	1	..	1
Gurukul Kangri
Indian Agricultural Research Institute	8	..	8
Jamia Millia Islamia
Kashi Vidyapeeth	1	..	1	..	1
Total	1	..	10	..	10
GRAND TOTAL	9	2	8	1	117	1	59	4	11,618	568	12,186

*Information is not available.

TABLE VI B—Number of Students belonging to Scheduled Castes and Scheduled Tribes in Universities and Colleges by the Type of Education—contd.

University	Other Education							Grand Total		
	Oriental Studies		Others		Total			Boys	Girls	All Persons
	Boys	Girls	Boys	Girls	Boys	Girls	All Persons			
1	48	49	50	51	52	53	54	55	56	57
Agra	3,299	69	3,368
Aligarh Muslim	49	1	50
Allahabad	404	14	418
Andhra	1,755	220	1,975
Andhra Pradesh										
Agricultural	16	..	16
Annamalai	1	1	..	1	201	6	207
Banaras Hindu	125	5	130
Bangalore	348	73	421
Baroda	127	10	137
Bhagalpur	762	..	763
Bihar	*	*	*	*	*	*	*	*	*	*
Bombay	1,117	103	1,220
Burdwan	1,227	67	1,294
Calcutta	5,395	665	6,060
Delhi	556	32	588
Gauhati	6,212	1,188	7,400
Gorakhpur	871	6	877
Gujarat	1,575	82	1,657
Indore	236	20	256
Jammu & Kashmir	69	57	126
Jawaharlal Nehru										
Krishi Vishwa										
Vidyalyaya	42	..	42
Jiwaji	774	..	774
Jodhpur	85	6	91
Kalyani	65	..	65

*Information is not available.

TABLE VI B—Number of Students belonging to Scheduled Castes and Scheduled Tribes in Universities and Colleges by Type of Education—concl'd.

1	48	49	50	51	52	53	54	55	56	57
Karnatak	626	26	652
Kerala	2,301	824	3,125
Kurukshetra	17	..	17
Lucknow	*	*	*	*	*	*	*	*	*	*
Madras	15	6	15	6	21	3,758	820	4,578
Magadh	1,337	4	1,341
Marathwada	2,706	33	2,739
Mysore	775	84	859
Nagpur	5,420	522	5,942
Orissa Agricultural & Technology	34	..	34
Osmania	1,172	246	1,418
Panjab	3,544	338	3,882
Patna	539	32	571
Poona	1,343	78	1,421
Punjab Agricultural Punjabi	*	*	*	*	*	*	*	49	..	49
Rabindra Bharti	*	*	*
Rajasthan	1	1
Ranchi	1,054	13	1,067
Ravi Shanker	2,590	578	3,168
Roorkee	946	40	986
Shivaji	84	1	85
S. V. Vidyapeeth	1,108	40	1,148
Saugar	54	1	55
S. N. D. T. Women's	507	4	511
Sri Venkateswara	5	5	..	5	720	66	786
Udaipur	97	..	97
U. P. Agricultural	51	..	51
Utkal	827	30	857
Viava Bharati	20	3	23
Total	21	6	21	6	27	56,989	6,462	63,451

Institutions Deemed as Universities—

Birla Institute of Technology & Science	*	*	*	*	*	*	*	*	*	*
Gujarat Vidyapeeth	52	21	73
Gurukul Kangri	2	..	2
Indian Agricultural Research Institute	8	..	8
Jamia Millia Islamia	1	..	1
Kashi Vidyapeeth	156	1	157
Total	219	22	241
GRAND TOTAL	21	6	21	6	27	57,203	6,484	63,692

*Information is not available.

TABLE VII.—Enrolment in University Teaching Departments and Colleges by Standard

A— Arts

University	Pre-University		Intermediate		Graduate		Post-Graduate		Doctorate		Diploma/Certificate				Total		
											Post-Graduate		Under-Graduate				
	Boys	Girls	Boys	Girls	Boys	Girls	Boys	Girls	Boys	Girls	Boys	Girls	Boys	Girls	Boys	Girls	All persons
1	2	3	4	5	6	7	8	9	10	11	12	13	14	15	16	17	18
Agra	12,322	6,784	6,394	1,829	318	63	51	8	19,085	8,684	27,769
Aligarh Muslim	76	70	254	117	193	98	90	33	34	3	129	16	776	337	1,113
Allahabad	2,698	652	873	366	107	58	42	6	357	77	4,077	1,159	5,236
Andhra	2,726	393	2,418	910	329	68	60	4	4	..	9	1	5,546	1,376	6,922
Annamalai	184	24	241	30	127	25	14	3	11	1	227	71	804	154	958
Banaras Hindu	70	82	1,102	622	310	216	83	30	6	1,571	950	2,521
Bangalore	172	409	574	935	108	107	33	887	1,451	2,338
Baroda	302	324	581	530	139	77	8	3	4	1	183	33	1,217	968	2,185
Bhagalpur	3,966	373	8,088	722	807	41	24	12,885	1,136	14,021
Bihar	4,524	254	9,887	673	1,381	124	11	2	15,803	1,053	16,856
Bombay	4,395	6,095	2,962	3,160	826	540	149	67	70	15	8,402	9,877	18,279
Burdwan	2,734	813	6,988	3,022	412	144	10,134	3,979	14,113
Calcutta	13,000	7,474	21,724	22,020	1,208	1,521	38	12	72	23	36,042	31,050	67,092
Delhi	9,054	7,683	1,146	834	437	154	40	7	364	128	11,041	8,806	19,847
Gauhati	10,002	3,174	14,053	3,959	824	190	14	24,893	7,323	32,216
Gorakhpur	6,091	583	797	74	174	21	7,062	678	7,740
Gujarat	5,301	3,034	9,349	5,226	2,262	591	43	12	17,015	8,863	25,878
Indore	2,035	1,077	576	150	17	4	2,628	1,231	3,859
Jabalpur	2,281	1,001	628	173	86	16	2,975	1,190	4,165
Jadavpur	2	38	64	148	198	414	15	6	240	19	519	623	1,142

Jammu &																		
Kashmir	932	918	832	1,252	126	164	1,890	2,334	4,224	
Jiwaji	4,204	867	916	193	5,120	1,060	6,180	
Jodhpur	55	77	217	220	50	31	30	13	361	341	702	
Kalyani	6	8	27	11	33	19	52	
Karnatak	2,880	627	3,945	804	259	38	79	12	23	2	7,186	1,483	8,669	
Kerala	22,588	13,577	5,640	4,191	626	375	24	13	32	7	40	23	28,950	18,186	47,136	
Kurukshetra	82	58	153	133	130	97	87	28	452	316	768	
Lucknow	3,394	2,095	677	558	75	44	64	14	338	60	4,548	2,771	7,319	
Madras	4,536	923	6,517	3,358	589	247	85	31	45	12	47	27	11,819	4,598	16,417	
Magadh	4,252	136	9,333	475	342	34	10	13,937	645	14,582	
Marathwada	1,352	159	1,603	229	288	31	37	4	3,280	423	3,703	
Mysore	964	750	2,272	1,290	220	103	14	3,470	2,143	5,613	
Nagpur	4,174	1,711	4,629	2,502	635	235	45	14	14	..	9,497	4,462	13,959	
North Bengal	1,037	451	2,428	1,741	103	61	3,558	2,253	5,821	
Osmania	1,667	332	2,812	1,198	260	172	17	19	229	37	28	16	5,013	1,774	6,787	
Panjab	7,776	3,002	14,138	9,086	989	797	19	10	3	..	393	43	23,318	12,938	36,256	
Patna	555	376	2,153	1,285	1,055	315	79	15	20	2	3,862	1,993	5,855	
Poona	2,446	1,280	3,640	2,191	285	153	22	14	71	13	217	48	6,681	3,699	10,380	
Punjabi	238	104	481	537	127	96	6	8	1	860	738	1,598	
Rabindra Bharti	33	46	9	1	8	12	50	59	109	
Rajasthan	2,331	552	5,757	2,543	536	296	67	20	17	3	64	39	8,772	3,453	12,225	
Ranchi	2,178	753	4,810	1,910	436	107	7,424	2,770	10,194	
Ravishanker	2,862	674	402	75	3,264	749	4,013	
Shivaji	2,914	778	3,237	1,120	313	54	6	2	6,470	1,954	8,424	
S. V. Vidyapeeth	522	201	678	317	147	32	28	4	1,375	554	1,929	
Saugar	6,556	902	885	101	161	26	29	3	7,631	1,032	8,663	
S.N.D.T. Women's	1,588	2,006	..	118	..	12	3,724	3,724	
Sri Venkateswara	635	88	1,470	352	96	42	10	5	2,211	487	2,698	
Udaipur	203	25	640	210	114	32	957	267	1,224	
Utkal	4,429	636	480	124	5,545	974	670	152	30	1	61	5	4	..	11,219	1,892	13,111	
Varanaseya Sanskrit Vishwa-vidyalaya	*	*	*	*	*	*	*	*	*	*	*	*	*	*	*	*	*	
Vikram	5,015	1,274	1,005	173	38	10	6,058	1,457	7,515	
Visva Bharati	31	69	64	62	13	10	17	7	125	148	273	
Total	1,11,865	45,564	4,875	6,219	2,17,777	1,05,711	31,919	12,537	2,679	796	881	151	2,707	632	3,72,763	1,71,610	5,44,373	

*Information is not available.

TABLE VII—Enrolment in University Teaching Departments and Colleges by Standard—contd.
A—Arts—contd.

1	2	3	4	5	6	7	8	9	10	11	12	13	14	15	16	17	18
<i>Institutions deemed to be Universities—</i>																	
Birla Institute of Technology & Science	16	11	10	3	..	1	26	15	41
Gujarat Vidya-peeth	219	73	6	225	73	298
Gurukul Kangri	11	10	12	12	58	81	22	103
Indian School of International Studies	74	22	74	22	96
Jamia Millia Islamia .	17	6	99	20	7	5	123	31	154
Kashi Vidya-peeth	88	17	513	16	740	29	25	1	1,366	63	1,429
Total .	17	6	99	27	859	132	821	37	99	24	1,895	226	2,121
GRAND TOTAL .	1,11,882	45,570	4,974	6,246	2,18,636	1,05,843	32,740	12,574	2,778	820	881	151	2,767	632	3,74,658	1,71,836	5,46,494

*Includes Pre-degree course of two years.

TABLE VII—Enrolment in University Teaching Departments and Colleges by Standard—contd.

B.—Science

University	Pre-University		Intermediate		Graduate		Post-Graduate		Doctorate		Diploma/Certificate				Total		All Persons
	Boys	Girls	Boys	Girls	Boys	Girls	Boys	Girls	Boys	Girls	Post-Graduate		Under-Graduate		Boys	Girls	
											Boys	Girls	Boys	Girls			
1	2	3	4	5	6	7	8	9	10	11	12	13	14	15	16	17	18
Agra	12,425	920	2,581	196	119	19	15,125	1,135	16,260
Aligarh Muslim	422	41	582	50	317	44	140	15	1,461	150	1,611
Allahabad	1,601	124	333	44	187	23	2,121	191	2,312
Andhra	7,881	1,385	6,739	1,324	425	39	157	12	15,202	2,760	17,962
Annamalai	330	42	510	58	246	32	24	3	1,110	135	1,245
Banaras Hindu	356	68	782	111	332	49	166	21	1,636	249	1,885
Bangalore	2,782	898	2,586	1,318	261	90	4	1	5,633	2,307	7,940
Baroda	641	115	390	133	216	39	55	5	1,302	292	1,594
Bhagalpur	2,455	93	3,594	90	83	..	4	6,136	183	6,319
Bihar	3,598	42	6,492	117	239	14	4	10,333	173	10,506
Bombay	13,375	3,520	3,270	1,155	497	141	116	18	17,258	4,834	22,092
Burdwan	2,350	150	5,299	459	188	24	7,837	633	8,470
Calcutta	8,201	1,237	16,959	3,264	560	309	124	24	25,844	4,834	30,678
Delhi	1,681	469	169	60	221	37	2,071	566	2,637
Gauhati	4,685	359	3,773	403	297	60	10	8,765	822	9,587
Gorakhpur	3,154	41	269	15	70	4	3,493	60	3,553
Gujarat	7,281	902	9,524	1,491	647	85	58	4	17,510	2,482	19,992
Indore	1,702	421	176	36	1,878	457	2,335
Jadavpur	72	245	26	161	47	33	4	511	77	588
Jabalpur	2,018	559	184	38	36	4	2,238	601	2,839
Jammu & Kashmir	1,924	297	2,427	422	195	42	6	4,552	761	5,313
Jiwaji	2,625	309	266	29	2,891	338	3,229
Jodhpur	415	39	1,135	101	97	19	27	5	1,674	164	1,838
Kalyani	39	14	54	21	22	115	35	150
Karnatak	3,653	329	3,495	340	359	24	64	9	7,571	702	8,273

TABLE VII—Enrolment in University Teaching Departments and Colleges by Standard—contd.

B.—Science—contd.

	2	3	4	5	6	7	8	9	10	11	12	13	14	15	16	17	18
Kerala	*	*	12,805	7,826	564	353	35	17	13,404	8,196	21,600
Kurukshetra	64	20	143	311	107	11	10	324	42	366
Lucknow	2,287	333	395	59	177	26	2,859	418	3,277
Madras	21,292	6,163	14,397	3,999	879	329	45	10	36,613	10,501	47,114
Magadh	3,750	13	5,285	41	88	1	9	9,132	55	9,187
Marathwada	1,851	103	2,765	181	113	12	28	1	4,757	297	5,054
Mysore	4,950	1,053	3,603	991	174	40	3	1	8,730	2,085	10,815
Nagpur	2,751	304	3,154	472	294	53	25	2	6,224	831	7,055
North Bengal	736	80	1,076	136	148	19	1,960	235	2,195
Orissa Agriculture & Technology	83	2	83	2	85
Osmania	4,451	938	5,045	1,264	208	102	124	36	9,828	2,340	12,168
Panjab	6,207	448	6,216	765	141	52	20	2	12,584	1,267	13,851
Patna	696	40	764	116	384	68	33	1,877	224	2,101
Poona	3,801	659	4,091	855	301	82	28	15	8,221	1,611	9,832
Punjabi	132	11	151	37	60	..	2	345	48	393
Rajasthan	1,917	95	3,483	575	246	50	43	6	5,689	726	6,415
Ranchi	1,799	106	3,161	200	156	19	5,116	325	5,441
Ravi Shanker	2,721	439	110	15	2,831	454	3,285
Roorkee	83	2	83	2	85
Shivaji	2,596	317	2,425	289	68	2	5,089	608	5,697
S.V. Vidya- peeth	1,404	117	824	69	134	3	17	2,379	189	2,568
Sagar	†	†	4,292	357	389	39	42	7	4,693	403	5,096
Sri Venkates- wara	3,352	495	2,003	364	166	27	22	5	5,543	891	6,434
Udaipur	372	2	460	46	38	4	870	52	922
Utkal	3,419	436	3,776	345	302	37	4	1	7,501	819	8,320
Vikram	2,860	411	342	48	20	1	3,222	460	3,682
Viswa Bharati	74	16	35	3	2	111	19	130
Total	1,12,669	17,399	13,375	3,520	1,80,878	33,867	15,077	2,927	2,336	338	3,24,335	58,041	3,82,376

*Institutions deemed
to be Universities—*

Birla Institute of Tech. & Science	130	27	88	27	16	2	234	56	290
Gurukul Kangri	10	10	..	10
Indian Institute of Science	114	16	114	16	130
Total	130	27	212	43	16	2	358	72	430
GRAND TOTAL.	1,12,669	17,399	13,375	3,520	1,81,008	33,884	15,289	2,970	2,352	340	3,24,693	58,113	3,82,806

*Included in Pre-University (Arts)

† Included in Intermediate Arts.

TABLE VII—Enrolment in University Teaching Departments and Colleges by Standard—contd.
C—Home Science

	Diploma/Certificate																
	University		Intermediate		Graduate		Post-Graduate		Doctorate		Post-Graduate		Under-Graduate		Total		All Persons
	Boys	Girls	Boys	Girls	Boys	Girls	Boys	Girls	Boys	Girls	Boys	Girls	Boys	Girls	Boys	Girls	
1	2	3	4	5	6	7	8	9	10	11	12	13	14	15	16	17	18
Allahabad	65	65	65
Añdhra Pradesh Agricultural	6	132	6	132	138
Annamalai	2	2	..	2
Bangalore	176	294	..	8	478	478
Baroda	505	2	66	1	1	3	572	575
Calcutta	60	253	313	313
Delhi	435	..	29	464	464
Jabalpur	246	..	18	264	264
Jadavpur	49	49	49
Jammu & Kashmir	13	29	42	42
Kerala	379	..	28	407	407
Madras	798	..	42	840	840
Mysore	31	82	113	113
Nagpur	99	..	90	189	189
Panjab	43	158	201	201
Saugor	16	16	16
S.N.D.T. Women's	194	241	..	9	444	444
Sri Venkateswara	55	..	13	68	68
Udaipur	51	51	51
Vikram	625	625	625
Total	517	..	99	6	4,503	4	213	1	1	11	5,333	5,344

TABLE VII—Enrolment in University of Teaching Departments and Colleges by State— CONTD.

D—Other (General Education)

University	Pre-University		Intermediate		Graduate		Post Graduate		Doctorate		Diploma/Certificate				Total		
											Post-Graduate		Under-Graduate				
	Boys	Girls	Boys	Girls	Boys	Girls	Boys	Girls	Boys	Girls	Boys	Girls	Boys	Girls	Boys	Girls	All Person
1	2	3	4	5	6	7	8	9	10	11	12	13	14	15	16	17	18
Aligarh Muslim	7	6	2	1	9	7	16
Allahabad	24	24	24
Annamalai	9	1	9	1	10
Baroda	11	61	7	8	8	6	26	75	101
Burdwan	31	2	31	2	33
Gorkhpur	13	1	13	1	14
Jodhpur	140	21	1,023	165	1,163	186	1,349
Kerala	5	3	5	3	8
Lucknow	12	12	12
Madras	15	6	11	1	26	7	33
Poona	39	3	39	3	42
Total	140	21	1,072	270	27	17	69	12	13	1	1,321	321	1,642

TABLE VII—Enrolment in University Teaching Departments and Colleges by Standard—contd.

E—Agriculture

University	Pre-Professional		Intermediate		Graduate		Post-Graduate		Doctorate		Diploma/Certificate		Total		
	Boys	Girls	Boys	Girls	Boys	Girls	Boys	Girls	Boys	Girls	Boys	Girls	Boys	Girls	All Persons
1	2	3	4	5	6	7	8	9	10	11	12	13	14	15	16
Agra	3,774	..	841	..	15	4,630	..	4,630
Allahabad	148	..	156	304	..	304
Andhra Pradesh Agricultural	1,086	25	68	3	1,154	28	1,182
Annamalai	271	..	11	..	4	286	..	286
Banaras Hindu	284	..	133	..	45	462	..	462
Bhagalpur	367	..	63	..	10	440	..	440
Bihar	280	280	..	280
Calcutta	28	2	4	..	5	..	37	2	39
Gauhati	65	184	..	42	291	..	291
Gorakhpur	2,804	2,804	..	2,804
Gujarat	110	239	349	..	349
Jabalpur	8	8	..	8
Jammu & Kashmir	287	287	..	287
Jawaharlal Nehru Krishi Vishwavidyalaya	1,565	..	229	1,794	..	1,794
Kalyani	458	..	42	..	8	508	..	508
Karnatak	79	328	..	50	457	..	457
Kerala	61	17	154	17	43	10	258	44	302
Madras	605	..	85	2	7	697	2	699
Marathwada	163	..	266	429	..	429
Nagpur	676	1,289	..	88	..	22	2,075	..	2,075
Orissa Agriculture & Technical	421	1	346	..	105	872	1	873
Panjab	83	432	..	54	..	2	571	..	571
Poona	924	..	190	..	13	1,127	..	1,127
Punjab Agricultural	85	865	..	315	3	15	..	144	..	1,424	3	1,427
Rajasthan	97	119	216	..	216
Ranchi	100	208	..	80	368	..	368
					417		86	1	10				1,116		1,116
					616		96	1	10				1,127		1,127

Total	2,726	17	694	1	18,183	43	2,784	21	163	..	149	..	24,699	82	24,781
<i>Institution deemed to be Universities—</i>															
Indian Agricultural Research Institute	136	6	302	6	438	12	450
Total	136	6	302	6	438	12	450
GRAND TOTAL	2,726	17	694	1	18,183	43	2,920	27	465	6	149	..	25,137	94	25,231

† Includes 144 for Diplomas in Agriculture.

* Includes 5 students in under-Graduates Diploma in Horticulture.

(/B(N)247MofEdu.No.—12

TABLE VII—Enrolment in University Teaching Departments and Colleges by Standard—contd.

F—Commerce

University	Diploma/Certificate																Total		
	Pre-Professional		Intermediate		Graduate		Post-Gra- duate		Doctorate		Post-Gra- duate		Under-Gra- duate		Boys	Girls	Person		
	Boys	Girls	Boys	Girls	Boys	Girls	Boys	Girls	Boys	Girls	Boys	Girls							
1	2	3	4	5	6	7	8	9	10	11	12	13	15	15	16	17	18		
Agra	3,117	5	1,279	..	4	4,400	5	4,405		
Aligarh Muslim	40	103	..	33	..	4	..	25	..	89	1	294	1	295		
Allahabad	420	..	217	..	23	660	..	660		
Andhra	2,088	16	137	3	2	2,227	19	2,246		
Annamalai	185	..	30	215	..	215		
Banaras Hindu	437	..	75	..	8	520	..	520		
Bangalore	1,040	18	1,040	18	1,058		
Baroda	502	35	1,057	50	55	1	1	1	17	2	1,632	89	1,721		
Bhagalpur	298	743	..	104	1	1,145	1	1,146		
Bihar	497	1,015	..	77	1,589	..	1,589		
Bombay	4,233	494	1,533	178	166	13	13	2	156	2	6,101	689	6,790		
Burdwan	3,160	5	124	3,284	5	3,289		
Calcutta	21,173	205	1,209	10	22,382	215	22,597		
Delhi	1,350	9	64	157	1,571	9	1,580		
Gaubati	502	1,474	..	130	..	1	2,107	..	2,107		
Gorakhpur	480	..	71	..	10	561	..	561		
Gujarat	3,805	68	5,342	158	761	7	9,908	233	10,141		
Indore	1,304	1	248	1,552	1	1,553		
Jabalpur	1,096	2	410	1	20	1	1,526	4	1,530		
Jammu & Kashmir	95	254	..	9	358	..	358		
Jiwaji	526	1	85	611	1	612		
Jodhpur	136	733	..	52	..	18	284	..	1,223	..	1,223		
Karnatak	869	18	1,279	30	80	1	10	2,238	49	2,287		
Kerala	3,131	105	130	5	35	3,296	110	3,406		
Lucknow	702	..	100	802	..	802		

TABLE VII—Enrolment in University Teaching Departments and Colleges by Standard—contd.
G—Education

University	Graduate		Post-Graduate		Doctorate		Diploma/Certificate				Total		
							Post-Graduate		Under-Graduate				All Persons
	Boys	Girls	Boys	Girls	Boys	Girls	Boys	Girls	Boys	Girls	Boys	Girls	
1	2	3	4	5	6	7	8	9	10	11	12	13	14
Agra	1,354	1,066	51	19	4	1,409	1,085	2,494
Aligarh Muslim	49	36	14	5	4	67	41	108
Allahabad	15	8	1	1	16	9	25
Andhra	576	174	3	579	174	753
Annamalai	111	14	3	4	2	1	31	7	147	26	173
Banaras Hindu	41	64	8	4	4	2	53	70	123
Bangalore	137	71	137	71	208
Baroda	72	42	33	11	18	2	8	2	21	14	152	71	223
Bhagalpur	287	23	287	23	310
Bihar	271	24	271	24	295
Bombay	110	187	26	50	16	11	86	203	238	451	689
Burdwan	144	77	144	77	221
Calcutta	847	452	32	..	2	881	452	1,333
Delhi	45	122	13	5	14	6	72	133	205
Gauhati	261	75	32	58	44	1	337	134	471
Gorakhpur	1,313	200	18	2	1,331	202	1,533
Gujarat	456	106	456	106	562
Jabalpur	117	133	31	28	5	5	124	44	277	210	487
Jammu & Kashmir	291	143	291	143	434
Jiwaji	146	31	9	1	155	32	187
Jodhpur	174	24	174	24	198
Kalyani	80	42	80	42	122
Karnatak	324	31	75	13	6	3	6	22	411	69	480
Kerala	1,045	1,262	19	11	4	2	1,068	1,275	2,343
Kurukshetra	197	127	8	8	205	135	340
Lucknow	23	166	12	20	35	186	221
Madras	1,010	583	11	4	1,021	587	1,608

Marathwada	136	14	19	2	3	158	16	174
Mysore	378	138	22	8	400	146	546
Nagpur	333	97	46	9	2	2	1	..	318	200	700	308	1,008
North Bengal	198	75	198	75	273
Osmania	497	164	15	5	1	3	513	172	685
Punjab	1,209	1,712	22	10	1,231	1,722	2,953
Patna	120	113	29	11	149	124	273
Poona	199	75	87	17	244	293	530	385	915
Punjabii	133	139	11	3	144	142	286
Rajasthan	675	156	12	687	156	843
Ranchi	106	48	106	48	154
Ravi Shanker	235	53	17	1	252	54	306
Shivaji	310	80	102	12	119	81	531	173	704
S.V. Vidyapeeth	104	18	25	2	5	2	28	8	162	30	192
Sangar	572	65	34	2	19	625	67	692
S.N.D.T. Women's	206	..	36	242	242
Sri Venkateswara	289	30	289	30	319
Udaipur	141	15	8	4	2	151	19	170
Utkal	524	67	7	2	531	69	600
Varanaseya Sanskrit Vishwavidyalaya	N.A.	N.A.	N.A.	N.A.	N.A.	N.A.	N.A.	N.A.	N.A.	N.A.	N.A.	N.A.	N.A.
Vikram	500	88	27	527	88	615
Visva Bharati	60	21	7	67	21	88
Total	16,200	8,649	903	375	93	40	56	10	993	865	18,245	9,939	28,184
<i>Institutions deemed to be Universities—</i>													
Jamia Millia Islamia	39	42	6	2	61	46	106	90	196
Gujarat Vidyapeeth	9	3	28	11	37	14	51
Total	48	45	6	2	89	57	143	104	247
GRAND TOTAL	16,248	8,694	909	377	93	40	56	10	1,082	922	18,388	10,043	28,431

TABLE VII—Enrolment in University Teaching Departments and Colleges by Standard—contd.
H—Engineering & Technology

University	Civil								Chemical					
	Pre-Professional		Graduate		Post-Graduate		Doctorate		Graduate		Post-Graduate		Doctorate	
	Boys	Girls	Boys	Girls	Boys	Girls	Boys	Girls	Boys	Girls	Boys	Girls	Boys	Girls
1	2	3	4	5	6	7	8	9	10	11	12	13	14	15
Agra	236
Aligarh Muslim	279	1
Allahabad	86
Audhra	348	249
Annamalai	124	..	16	230	..	9
Banaras Hindu	2	177	..	8
Bangalore	32
Baroda	48
Bhagalpur	130
Bihar	120	206
Bombay	157	2	14	246	1
Burdwan
Calcutta	763	..	11
Delhi	97	25
Gauhati	234	1	..	211
Gorakhpur	35
Gujarat	261	2	33
Indore	150	2
Jabalpur	503	2
Jodavpur	790	1	10	306	4	16
Jammu & Kashmir
Jiwaji
Jodhpur	450
Karnatak	290
Kerala	699	67	61	3	..	22

			699	67	61	3	22
Madras	698	1
Marathwada	67	..	3
Mysore	361
Nagpur	268	179
North Bengal	108
Osmania	383	1	28
Panjab	4,976	39	395	..	27	197
Patna	139
Poona	123	1	15
Punjabi	185	4	166
Rajasthan	65
Ranchi	387	85
Ravi Shankar	82	13	1
Roorkee	502	2	100	47	1
S.V. Vidyapeeth	19	..	503	1	9
Saugar
Shivaji	357	2	2
Sri Venkateshwara	118
Udaipur
U. P. Agricultural
Utkal	287
Vikram	194
TOTAL	5,566	44	10,679	85	379	3	2,072	7	42
<i>Institutions deemed to be Universities--</i>														
Birla Institute of Technology	246	66
Indian Institute of Science	19	..	19	..
Total	246	66	..	19	..	19	..
GRAND TOTAL	5,566	44	10,925	85	379	3	2,138	7	61	..	19	..

TABLE VII—Enrolment in University Teaching Departments and Colleges by Standard—contd.
H—Engineering & Technology—contd.

University	Electrical						Mechanical					
	Graduate		Post-Graduate		Doctorate		Graduate		Post-Graduate		Doctorate	
	Boys	Girls	Boys	Girls	Boys	Girls	Boys	Girls	Boys	Girls	Boys	Girls
1	16	17	18	19	20	21	22	23	24	25	26	27
Agra	29	29
Aligarh Muslim	140	402
Allahabad	137	140
Andhra	200	233
Annamalai	95	..	4	178	..	14
Banaras Hindu	9	2
Bangalore
Baroda	19	25
Bhagalpur	190	224
Bihar	202	182
Bombay	155	3	3	193	..	5
Burdwan
Calcutta	386	10	2	382	..	4
Delhi	82	1	155
Gauhati	122	129
Gorakhpur	57	62
Gujarat	151	575	4
Indore	123	..	8	177
Jabalpur	455	1	398
Jadavpur	622	5	15	636	..	15
Jammu and Kash- mir
Jiwaji
Jodhpur	336	306
Karnatak	323	123	1
Kerala	686	25
Madras	456	1

Madras	655	1	1,047	1
Marathwada	30	36
Mysore	475	1	650	1
Nagpur	145	1	149
North Bengal	263	196
Osmania	490	1	551	2
Panjab	373	..	24	412
Patna	139
Poona	71	1	8	125
Punjabi	143	145
Rajasthan	64
Ranchi	515	620
Ravishankar	83	1	131
Roorkee	267	3	23	279	1	43
S. V. Vidyapeeth	284	..	1	291	..	6
Saugar
Shivaji	211	2	201
Sri Venkateswara	187	254
Udaipur
U. P. Agricultural
Utkal	85	245
Vikram	165	177
Total	9,136	56	116	10,779	14	116
<i>Institutions deemed to be Universities—</i>												
Birla Insitute of Technology	380	427
Indian Institute of Science	76	..	41	54	..	6	..
Total	456	..	41	427	..	54	..	6	..
GRAND TOTAL	9,592	56	157	11,206	14	170	..	6	..

TABLE VII—Enrolment in University Teaching Departments and Colleges by Standard—contd.

H—Engineering & Technology—contd.

University	Tele-Communications						Architecture					
	Graduate		Post-Graduate		Doctorate		Graduate		Post-Graduate		Doctorates	
	Boys	Girls	Boys	Girls	Boys	Girls	Boys	Girls	Boys	Girls	Boys	Girls
	28	29	30	31	32	33	34	35	36	37	38	39
Agra
Aligarh Muslim
Allahabad
Andhra
Annamalai
Banaras Hindu
Bangalore
Baroda	214	24
Bhagalpur
Bihar
Bombay	350	56
Burdwan
Calcutta	86	6
Delhi	123	32
Gauhati
Gorakhpur
Gujarat
Indore
Jabalpur	210	6
Jadavpur	187	18	13	1
Jammu and Kash- mir
Jiwaji
Jodhpur
Karnatak
Kerala

Madras	13	20	2
Marathwada
Mysore	98	1
Nagpur
North Bengal
Osmania	84	6	100	8
Panjab
Patna
Poona	30
Punjabi
Rajasthan
Ranchi	74
Ravi Shankar
Roorkee	100	22	21	122	10
S. V. Vidyapeeth
Saugar
Shivaji
Sri Venkateswara
Udaipur
U. P. Agricultural
Utkal
Vikram	24	1
Total	698	52	34	1	1,137	140
<i>Institutions deemed to be Universities—</i>												
Birla Instt. of Technology & Science	152	11
Indian Institute of Science
Total	152	11
GRAND TOTAL	850	63	34	1	1,137	140

TABLE VII—Enrolment in University Teaching Departments and Colleges by Standard—contd.

H—Engineering & Technology—concl'd.

University	Other courses of Engineering and Technology.						Diploma/Certificate				Total		
	Graduate		Post-Graduate		Doctorate		Post-Graduate		Under-Graduate		Boys	Girls	All Persons
	Boys	Girls	Boys	Girls	Boys	Girls	Boys	Girls	Boys	Girls			
	40	41	42	43	44	45	46	47	48	49	50	51	52
Agra	362	..	30	..	10	696	..	696
Aligarh Muslim	614	..	1,435	1	1,436
Allahabad	239	..	49	..	9	660	..	660
Andhra	816	10	53	..	5	1,904	10	1,914
Annamalai	372	..	1	1,043	..	1,043
Banaras Hindu	1,951	2	22	..	25	1	2,196	3	2,199
Bangalore	2,385	12	14	2,431	12	2,443
Baroda	1,477	5	3	1,407	5	3,193	34	3,227
Bhagalpur	1	545	..	545
Bihar	710	..	710
Bombay	662	25	89	4	13	3	1,887	94	1,981
Burdwan	828	828	..	828
Calcutta	588	..	98	2,320	16	2,336
Delhi	24	506	33	539
Gauhati	250	946	1	947
Gorakhpur	154	..	154
Gujarat	630	13	1,650	19	1,669
Indore	520	5	978	7	985
Jabalpur	34	1	39	..	8	1,647	10	1,657
Jadavpur	14	1	6	..	8	2,638	30	2,668
Jammu and Kash- mir	965	6	965	6	971
Jiwaji	759	759	..	759
Jodhpur	172	1,264	..	1,264
Karnatak	304	1,040	1	1,041
Kerala	1,646	2,870	215	3,085

Madras	2,528	5	100
Marathwada	247	1
Mysore	2,659	4
Nagpur	9
North Bengal
Osmania	1,378	8	18	..	5
Panjab	910
Patna	348
Poona	802	19	7	..	6
Punjabi	246
Rajasthan
Ranchi	1,861	..	49
Ravi Shankar	790	4	29
Roorkee	86	..	42	..	30	544
Shivaji
S. V. Vidyapeeth
Saugar	120	..	48	..	9
Sri Venkateswara	696	3
Udaipur	48
U. P. Agricultural	232
Utkal	978	6
Vikram	620
Total	29,556	247	697	4	129	4	2,688	5	73,824	662	74,486
<i>Institutions deemed to be Universities—</i>													
Birla Institute of Technology & Science	16	2	1,287	13	1,300
Indian Institute of Science	123	9	186	4	29	3	553	16	569
Total	123	9	202	6	29	1,840	29	1,869
GRAND TOTAL	29,679	256	899	10	158	7	2,688	5	75,664	691	76,355

TABLE VII—Enrolment in University Teaching Departments and Colleges by Standard—contd.

I—LAW

University	Diploma/Certificate												Total	All Persons
	Graduate		Post-Graduate		Doctorate		Post-Graduate		Under-Graduate		Boys	Girls		
	Boys	Girls	Boys	Girls	Boys	Girls	Boys	Girls	Boys	Girls				
1	2	3	4	5	6	7	8	9	10	11	12	13	14	
Agra	1,946	28	11	1,957	28	1,985
Aligarh Muslim	169	1	10	6	1	185	2	187
Allahabad	596	2	20	1	616	3	619
Andhra	85	4	13	2	100	4	104
Banaras Hindu	130	3	8	4	142	3	145
Bangalore	982	40	38	4	1,020	44	1,064
Baroda	260	20	21	4	160	2	450	26	476
Bhagalpur	672	2	672	2	674
Bihar	831	1	831	1	832
Bombay	2,800	304	305	26	16	1	3,121	331	3,452
Calcutta	4,482	173	4,482	173	4,655
Delhi	600	24	5	605	24	629
Gauhati	596	596	..	596
Gorakhpur	606	6	14	1	620	7	627
Gujarat	2,242	162	127	11	2,369	173	2,542
Indore	501	12	22	523	12	535
Jabalpur	398	6	8	2	408	6	414
Jiwaji	274	3	45	319	3	322
Jodhpur	267	2	7	40	314	2	316
Karnatak	567	8	59	5	631	8	639
Kerala	463	39	26	3	4	493	42	535
Lucknow	1,555	27	79	3	13	1,647	30	1,677
Madras	883	40	22	3	180	5	1,085	48	1,133
Magadh	655	655	..	655
Marathwada	265	1	23	288	1	289
Mysore	216	9	216	9	225

Nagpur	287	3	15	302	3	305
Osmania	1,127	22	34	1	1,161	23	1,184
Punjab	868	23	7	2	875	25	900
Patna	488	7	53	541	7	548
Poona	429	16	25	3	454	19	473
Rajasthan	500	10	6	36	542	10	552
Ranchi	577	2	577	2	579
Ravi Shankar	349	1	349	1	350
Shivaji	253	10	253	10	263
S. V. Vidyapeeth	84	84	..	84
Saugar	857	2	10	867	2	869
Udaipur	126	5	126	5	131
Utkal	411	8	411	8	419
Vikram	615	1	15	630	1	631
Total	30,021	1,027	1,028	62	52	2	416	7	31,517	1,098	32,615
<i>Institution deemed to be Universities—</i>														
Indian School of International Studies	6	6	..	6
Total	6	6	..	6
GRAND TOTAL	30,021	1,027	1,028	62	58	2	416	7	31,523	1,098	32,621

TABLE VII—Enrolment in University Teaching Departments and Colleges by Standard—contd.
J(a)—Medicine—Allopathy

University	Pre-Professional		Graduate		Post-Graduate		Doctorate		Diploma/Certificate				Total		All Persons		
	Boys		Girls		Boys		Girls		Post-Graduate		Under-Graduate		Boys			Girls	
	2	3	4	5	6	7	8	9	10	11	12	13	14	15		16	
Agra	468	116	33	501	116	617		
Aligarh Muslim	67	25	107	30	2	18	194	55	249		
Allahabad	188	44	188	44	232		
Andhra	1,992	591	150	40	2,176	663	2,839		
Banara Hindu	53	18	215	35	34	23	2,176	663	2,839		
Bangalore	178	73	633	253	25	4	31	12	268	53	321		
Baroda	106	19	366	95	117	32	3	..	44	11	867	342	1,209		
Bihar	679	149	115	12	9	1	636	157	793		
Bombay	1,335	897	603	209	147	19	803	162	965		
Calcutta	230	86	2,455	634	72	15	19	1	683	149	2,085	1,125	3,210		
Delhi	243	341	419	641	176	64	10	2	42	22	3,459	885	4,344		
Gauhati	212	51	1,012	120	20	3	890	1,070	1,960		
Gujarat	1,228	570	85	6	1,247	171	1,418		
Indore	476	250	60	14	24	1	1,319	570	1,889		
Jabalpur	445	228	24	7	560	265	825		
Jammu & Kash- mir	581	153	471	235	706		
Jiwaji	570	139	25	7	3	581	153	734		
Karnatak	1,331	165	35	6	602	142	744		
Kerala	226	62	1,491	507	31	1	24	7	1,366	171	1,537		
Kurukshetra	19	14	1,772	577	2,349		
Lucknow	1,406	328	223	29	19	14	33		
Madras	3,355	1,230	156	40	2	..	66	3	1,695	360	2,055		
Marathwada	354	68	32	3	84	54	3,597	1,324	4,921		
Mysore	358	74	1,721	326	60	7	386	71	457		
Nagpur	704	220	102	22	3	..	13	14	2,139	407	2,546		
Osmania	1,616	614	106	38	44	15	822	265	1,087		
													1,766	667	2,433		

Nagpur	1,616	614	100	38
Panjab	..	1,836	508	951	298	94	13	1	..	52	139	2,934	1,016	3,950	
Patna	452	220	88	5	3	..	41	7	584	232	816	
Poona	872	301	82	24	25	2	979	327	1,306	
Punjabi	..	71	41	534	147	2	3	607	191	798	
Rajasthan	1,659	413	293	60	1,952	473	2,425	
Ranchi	843	152	843	152	995	
Ravi Shankar	96	24	96	24	120	
Shivaji	273	42	273	42	315	
Sagar	120	6	120	6	126	
Sri Venkateswara	888	264	23	14	9	925	273	1,198	
Utkal	1,510	320	44	12	4	1	1,558	333	1,891	
Vikram	508	119	15	2	7	530	121	651	
Total	..	3,599	1,370	33,853	10,718	2,891	668	43	3	1,424	495	41,810	13,254	55,064	

TABLE VII—Enrolment in University Teaching Departments and Colleges by Standard—contd.
J(b)—Medicine—Ayurvedic

University	Graduate		Post-Graduate		Doctorate		Diploma/Certificate				Total		
							Post-Graduate		Under-Graduate				All Persons
	Boys	Girls	Boys	Girls	Boys	Girls	Boys	Girls	Boys	Girls	Boys	Girls	
1	2	3	4	5	6	7	8	9	10	11	12	13	14
Agra	29*	1*	29	1	30
Banaras Hindu	15	..	27	2	42	2	44
Gujarat	220	58	220	58	278
Indore	87	3	87	3	90
Jiwaji	146	146	..	146
Kerala	77	15	77	15	92
Lucknow	190	6	190	6	196
Nagpur	71	3	71	3	74
Poona	244	86	2	2	246	88	334
Ravi Shankar	268	1	268	1	269
Total	1,347	173	29	4	1,376	177	1,553

* Relates to Degree in Homoeopathy.

J (c)—Medicine—Unnai/T bbia

Aligarh	168	11	168	11	179
Total	168	11	168	11	179

University	Pre-Professional		Graduate		Post-Graduate		Doctorate		Diploma/Certificate				Total		
									Post-Graduate		Under-Graduate				
	Boys	Girls	Boys	Girls	Boys	Girls	Boys	Girls	Boys	Girls	Boys	Girls	Boys	Girls	All Persons
1	2	3	4	5	6	7	8	9	10	11	12	13	14	15	16
Bangalore	28	2	96	15	124	17	141
Bombay	389	105	389	105	494
Calcutta	187	18	187	18	205
Indore	75	1	75	1	76
Kerala	85	24	85	24	109
Lucknow	150	13	150	13	163
Mudras	122	10	122	10	132
Mysore	46	5	46	5	51
Osmania	21	7	127	14	148	21	169
Panjab	75	20	4	1	79	21	100
Punjabi	31	7	31	7	38
Total	49	9	1,383	232	4	1	1,436	242	1,678
J(e)—Medicine—Nursing															
Bombay	31	31	31
Delhi	111	111	111
Indore	40	40	40
Kerala	3*	21*	..	9	3	30	33
Madras	69	69	69
Osmania	77	77	77
Panjab	3	3	3
Rajasthan	5	5	5
S.N.D.T. Women's	34	34	34
Total	3	21	3	379	3	400	402

*Figures relate to Pre-Degree course in Nursing.

TABLE VII—Enrolment in University Teaching Departments and Colleges by Standard—contd.
J (f)—Medicine—Pharmacy

University	Graduate		Post-Graduate		Doctorate		Diploma/Certificate				Total			
							Post-Graduate		Under-Graduate				All	
	Boys	Girls	Boys	Girls	Boys	Girls	Boys	Girls	Boys	Girls	Boys	Girls	Persons	
1	2	3	4	5	6	7	8	9	10	11	12	13	14	
Andhra	74	..	13	87	..	87
Banaras Hindu	78	1	18	96	1	97
Bombay	39	20	39	20	59
Gujarat	163	14	163	14	177
Jadavpur	47	3	47	3	50
Madras	162	10	45	17	207	27	234
Nagpur	88	4	88	4	92
Panjab	22	..	18	40	..	40
Punjabi	105	..	105	..	105
Saugar	45	..	16	1	5	1	66	2	68
Total	718	52	110	18	5	1	105	938	71	1,009
<i>Institutions Deemed to be Universities :</i>														
Birla Institute of Technology & Science	71	..	5	76	..	76
Total	71	..	5	76	..	76
GRAND TOTAL	789	52	115	18	5	1	105	1,014	71	1,085

TABLE VII—Enrolment in University Teaching Departments and Colleges by Standard—contd.

K—Veterinary Science

University	Pre-Professional		Graduate		Post-Graduate		Doctorate		Diploma/Certificate				Total		All Persons
									Post Graduate		Under-Graduate				
	Boys	Girls	Boys	Girls	Boys	Girls	Boys	Girls	Boys	Girls	Boys	Girls	Boys	Girls	
1	2	3	4	5	6	7	8	9	10	11	12	13	14	15	16
Agra	330	2	136	3	466	5	471
Andhra Pradesh Agricultural	538	1	538	1	539
Bombay	151	4	28	179	4	183
Calcutta	134	5	134	5	139
Gauhati	76	..	204	280	..	280
Jawahar Lal Nehru Krishi Vishwavidyalaya	459	..	27	486	..	486
Kerala	26	6	189	12	15	230	18	248
Madras	497	6	55	1	552	7	559
Magadh	461	..	30	491	..	491
Nagpur	156	156	..	156
Orissa Agri. & Tech.	256	256	..	256
Punjab Agricultural	292	..	21	..	5	62	..	380	..	380
Ranchi	169	169	..	169
S.V. Vidyapeeth	52	52	..	52
Udaipur	181	..	10	191	..	191
U.P. Agricultural	332	332	..	332
Total	102	6	4,401	30	322	4	5	62	..	4,892	40	4,932

TABLE VII—Enrolment in University Teaching Departments and Colleges by Standard—contd.

L (a) Fine Arts—Music and Dancing

University	Pre-Profes- sional		Intermediate		Graduate		Post-Graduate		Doctorate		Diploma/Certificate				Total		
											Post-Grad . te		Under-Graduate				
	Boys	Girls	Boys	Girls	Boys	Girls	Boys	Girls	Boys	Girls	Boys	Girls	Boys	Girls	Boys	Girls	All Persons
	1	2	3	4	5	6	7	8	9	10	11	12	13	14	15	16	17
Allahabad	17	57	17	57	74
Andhra	8	15	8	15	23
Annamalai	1	2	1	2	3
Banaras Hindu	5	2	12	4	1	..	10	8	28	14	42
Baroda	15	14	6	2	10	3	161	188	192	207	399
Calcutta	9	29	38	38
Delhi	41	..	12	2	18	2	71
Gujarat	19	11	19	30
Indira Kala Sangeet	23	48	11	3	2	3	2	4	41	58
Patna	10	9	10	19
Poona	5	10	5	15
Rabindra Bharati	1	27	3	1	96	141	100	169	269
Sri Venkateswara	3	1	3	1	4
Visva Bharati	7	30	7	30	37
Total	..	9	26	48	35	92	21	48	4	1	20	11	327	483	433	692	1,125

L (b) Fine Arts—Others

Allahabad	68	30	68	30	98
Banaras Hindu	6	2	10	5	16	7	23
Baroda	46	14	6	77	9	129	23	152
Calcutta	6	5	6	5	11
Nagpur	32	1	32	1	33
Visva Bharati	44	40	44	40	84
Total	52	16	6	10	5	227	85	295	106	401

TABLE VII-- *Enrolment in University Teaching Departments and Colleges by Standard-- contd.*
M--Physical Education

University	Graduate		Post-Graduate		Diploma/Certificate				Total		
	Boys	Girls	Boys	Girls	Post-Graduate		Under-Graduate		Boys	Girls	All Persons
					Boys	Girls	Boys	Girls			
1	2	3	4	5	6	7	8	9	10	11	12
Ji aji	117	34	15	6	132	40	172
Kalyani	24	24	..	24
Madras	32	32	..	32
Nagpur	13	2	13	2	15
Osmania	33	6	33	6	39
Panjab	11	2	9	7	20	9	29
Punjabi	58	35	9	4	41	12	62	38	170	89	259
Total	207	69	35	12	98	18	84	47	424	146	570

TABLE VII—Enrolment in University Teaching Departments and Colleges by Standard—contd.

N—Other Miscellaneous Professional Education*

University	Diploma/Certificate																Total	All Persons
	Pre-Profes- sional		Intermediate		Graduate		Post- Graduate		Doctorate		Post- Graduate		Under-Graduate		Total			
	Boys	Girls	Boys	Girls	Boys	Girls	Boys	Girls	Boys	Girls	Boys	Girls	Boys	Girls	Boys	Girls		
	2	3	4	5	6	7	8	9	10	11	12	13	14	15	16	17		
Aligarh Muslim	25	10	87	25	112	35	147	
Andhra	23	7	..	23	7	30	
Banaras Hindu	37	2	37	2	39	
Baroda	57	19	65	26	91	
Bombay	14	27	14	27	41	
Calcutta	138	81	138	81	219	
Delhi	22	12	61	31	83	43	126	
Gorakhpur	17	..	17	..	17	
Gujarat	24	1	9	8	..	33	9	42
Jadavpur	12	24	12	24	36	
Jiwaji	17	17	17	
Karnatak	
Kerala	10	10	20	4	20	4	24	
Lucknow	62	15	25	..	87	15	102
Madras	10	6	10	6	16	
Nagpur	8	6	96	14	..	24	104	44	148	
Osmania	17	5	44	11	74	21	135	37	172	
Punjab	47	15	47	15	62	
Poona	24	16	24	16	40	
Rajasthan	18	9	34	10	52	19	71	
Roorkee	64	64	..	64	
Saugar	10	4	10	4	14	
S.N.D.T. Women's	30	30	30	
Udaipur	69	..	59	3	38	..	166	3	169	

Vikram	25	5	27	10	52	15	67
Viva Bharati	32	40	5	72	5	77
Total	299	163	307	80	64	..	402	162	315	89	1,387	494	1,881	
<i>Institutions deemed to be Universities—</i>																			
Tata Institute of Social Sciences	80	34	80	34	114	
Kashi Vidyapeeth	88	4	4	3	92	7	99	
Total	88	4	4	3	80	34	172	41	213	
GRAND TOTAL	299	163	395	84	68	3	482	196	315	89	1,559	535	2,094	

*Includes Library Science, Social/Labour Welfare, Journalism, Public Administration, etc.

TABLE VII—Enrolment in University Teaching Departments and Colleges by Standard—concl'd.
O—Other Education (Oriental Studies)

University	Pre-Professional		Intermediate		Graduate		Post-Graduate		Diploma /Certificate				Total		All Persons
									Post-Graduate		Under-Graduate				
	Boys	Girls	Boys	Girls	Boys	Girls	Boys	Girls	Boys	Girls	Boys	Girls	Boys	Girls	
1	2	3	4	5	6	7	8	9	10	11	12	13	14	15	16
Andhra	351	146	351	146	497
Annamalai	17	3	17	3	20
Banaras Hindu	133	1	100	..	39	1	272	2	274
Baroda	18	3	13	..	13	28	10	72	13	85
Jammu & Kashmir	234	254	234	254	488
Kerala	263	164	263	164	427
Madras	982	312	982	312	1,294
Panjab	160	51	160	51	211
Sri Venkateswara	344	12	344	12	356
Total	161	4	13	..	113	..	1,788	540	630	413	2,695	957	3,652

TABLE VIII—Number of Students belonging to Scheduled Castes and Scheduled Tribes in University Teaching Departments and Colleges by Standard

A - Arts

University	Diploma/Certificate																All Persons
	Pre-University		Intermediate		Graduate		Post-Graduate		Doctorate		Post-Graduate		Under-Graduate		Total		
	Boys	Girls	Boys	Girls	Boys	Girls	Boys	Girls	Boys	Girls	Boys	Girls	Boys	Girls	Boys	Girls	
1	2	3	4	5	6	7	8	9	10	11	12	13	14	15	16	17	18
Agra	1,600	39	494	7	2,094	46	2,140
Aligarh Muslim	2	1	2	..	2	6	1	7
Allahabad	332	12	332	12	344
Andhra	859	113	442	29	22	1,323	142	1,465
Annamalai	25	1	27	2	13	65	3	68
Banaras Hindu	63	5	7	70	5	75
Bangalore	19	5	50	..	6	75	5	80
Baroda	12	19	3	3	34	3	37
Bhagnpur	251	353	..	13	617	..	617
Bihar	*	*	*	*	*	*	*	*	*	*	*	*	*	*	*	*	*
Bombay	376	49	165	11	52	7	1	594	67	661
Burdwan	257	8	552	56	809	64	873
Calcutta	1,594	195	2,085	325	70	24	3,749	544	4,293
Delhi	411	16	47	7	458	23	481
Gauhati	1,730	416	2,538	588	122	18	4,390	1,022	5,412
Gorakhpur	550	6	56	606	6	612
Gujarat	434	20	419	37	10	2	863	59	922
Indore	114	10	14	2	128	12	140
Jammu and Kashmir	20	20	16	17	36	37	73
Jiwaji	535	..	6	541	..	541
Jodhpur	3	10	..	6	19	..	19
Kalyani	3	3	..	3
Karnatak	206	12	193	11	9	408	23	431
Kerala	1,158	468	438	139	33	10	1	1,629	618	2,247
Kurukshetra	7	6	..	1	14	..	431
Madras	435	63	582	214	37	2	1,054	279	1,333
Magadh	365	2	712	2	1,077	4	1,081
Marathwada	408	10	450	6	55	1	913	17	930
Mysore	63	14	171	13	7	1	241	28	269

* Not available.

TABLE VIII--Number of Students belonging to Scheduled Castes and Scheduled Tribes in University Teaching Departments and Colleges by Standard--contd.

A--Arts--contd.

1	2	3	4	5	6	7	8	9	10	11	12	13	14	15	16	17	18
Nagpur	1,371	252	1,125	193	97	9	2,593	454	3,047
Osmani	151	22	265	79	5	2	2	..	423	103	526
Panjab	906	80	1,331	151	90	5	2,327	236	2,563
Patna	89	6	227	10	53	2	7	376	18	394
Poona	367	25	363	30	8	1	738	56	794
Rajasthan	256	415	9	24	..	1	1	696	10	706
Ranchi	621	170	1,111	326	71	18	1,803	514	2,317
Ravi Shankar	486	27	48	1	534	28	562
Shivaji	393	20	371	8	33	2	797	30	827
S.V. Vidyapeeth	10	15	1	2	27	1	28
Saugar	349	2	349	2	351
S.N.D.T.
Women's	24	24	..	4	52	52
Sri Venkateswara	72	3	159	23	231	26	257
Udaipur	8	33	..	3	44	..	44
Utkal	225	10	19	..	198	6	19	461	16	477
Visva-Bharati	1	..	3	2	4	2	6
Total	12,317	1,960	395	49	19,284	2,430	1,544	127	2	..	7	1	2	1	33,551	4,568	38,119
<i>Institutions deemed to be</i>																	
<i>Universities—</i>																	
Gujarat Vidyapeeth	51	21	51	21	72
Gurukul Kangri	2	2	..	2
Jama Millia Islamia	1	1	..	1
Kashi Vidyapeeth	5	..	65	..	84	1	1	155	1	156
Total	5	..	117	21	86	1	1	209	22	231
GRAND TOTAL	12,317	1,960	400	49	19,401	2,451	1,630	128	3	..	7	1	2	1	33,760	4,590	38,350

TABLE VIII—Number of students belonging to Scheduled Castes and Scheduled Tribes in University Teaching Departments and Colleges by Standard—contd.

B—Science

University	Pre-University		Intermediate		Graduate		Post-Graduate		Doctorate		Diploma/Certificate						Total		All Persons
	Boys	Girls	Boys	Girls	Boys	Girls	Boys	Girls	Boys	Girls	Post-Graduate		Under Graduate		Boys	Girls	Boys	Girls	
											Boys	Girls	Boys	Girls					
1	2	3	4	5	6	7	8	9	10	11	12	13	14	15	16	17	18		
Agra	435	20	55	490	20	510	3	
Aligarh Muslim	1	2	3	58	
Allahabad	57	1	57	1	
Andhra	*	*	378	77	3	1	1	382	78	460	..	
Annamalai	28	3	20	..	3	51	3	54	..	
Banaras Hindu	1	7	..	3	11	..	11	..	
Bangalore	66	24	56	..	6	1	128	25	153	..	
Baroda	12	1	12	1	13	..	
Bharatpur	38	31	..	15	84	..	84	..	
Bombay	203	14	2	4	221	23	244	..	
Burdwan	125	2	197	1	322	3	325	..	
Calcutta	475	38	746	50	16	1	1,237	89	1,326	..	
Delhi	3	1	3	1	4	..	
Gauhati	612	45	486	54	55	12	1,153	111	1,264	..	
Gorakhpur	52	..	1	53	..	53	..	
Gujarat	187	15	173	6	360	21	381	..	
Indore	37	4	2	39	4	43	..	
Jammu & Kashmir	10	11	6	8	16	19	35	..	
Jiwaji	42	42	..	42	..	
Jodhpur	6	9	15	..	15	..	
Kalyani	3	..	2	5	..	5	..	

TABLE VIII—Number of Students belonging to Scheduled Castes and Scheduled Tribes in University Teaching Departments and Colleges by Standard—contd.

B—Science—contd.

1	2	3	4	5	6	7	8	9	10	11	12	13	14	15	16	17	18
Karnatak	66	3	26	..	8	100	3	103
Kerala	*	*	352	146	8	2	360	148	508
Kurukshetra	1	1	..	1
Madras	1,124	308	580	88	40	10	1,744	406	2,150
Magadh	111	87	198	..	198
Marathwada	429	7	513	3	16	958	10	968
Mysore	109	18	150	4	2	261	22	283
Nagpur	416	31	228	15	9	1	653	47	700
Orissa Agriculture and Technology	3	3	..	3
Osmania	176	36	134	68	2	2	312	106	418
Panjab	384	11	321	28	1	706	39	745
Patna	22	24	..	5	51	..	51
Poona	158	9	92	6	16	266	15	281
Rajasthan	58	56	..	2	114	..	114
Ranchi	142	16	136	12	2	280	28	308
Ravi Shankar	176	9	24	200	9	209
Shivaji	91	6	72	1	1	164	7	171
S.V. Vidya-peeth	5	2	7	..	7
Saugar	79	79	..	79
Sri Venkateswara	200	8	154	20	354	28	382
Udaipur	2	5	7	..	7
Utakal	143	6	†	..	122	2	3	268	8	276
Visva-Bharati	3	..	1	4	..	4
Total	5,198	598	203	21	6,067	625	305	31	1	11,774	1,275	13,049

*Included under Pre-University Arts.
†Included under Intermediate Arts.

TABLE VIII—Number of Students belonging to Scheduled Castes and Scheduled Tribes in University Teaching Departments and Colleges by Standard—contd.

C—Home Science

University	Pre-University		Intermediate		Graduate		Post-Graduate		Doctorate		Diploma/Certificate				Total		
											Post Graduate		Under-Graduate		Boys	Girls	All Persons
	Boys	Girls	Boys	Girls	Boys	Girls	Boys	Girls	Boys	Girls	Boys	Girls	Boys	Girls			
1	2	3	4	5	6	7	8	9	10	11	12	13	14	15	16	17	18
Baroda	3	3	3
Calcutta	2	..	10	12	12
Madras	8	8	8
Nagpur	2	2	2
Panjab	7	..	5	12	12
Saugar	2	2	2
Total	9	..	30	39	39

D—Others (General Education)

University	Pre-University		Intermediate		Graduate		Post-Graduate		Doctorate		Diploma/Certificate				Total		
											Post-Graduate		Under Graduate		Boys	Girls	All Persons
	Boys	Girls	Boys	Girls	Boys	Girls	Boys	Girls	Boys	Girls	Boys	Girls	Boys	Girls			
1	2	3	4	5	6	7	8	9	10	11	12	13	14	15	16	17	18
Baroda	2	2	..	2
Jodhpur	7	26	6	33	6	39
Total	7	28	6	35	6	41

TABLE VIII—Number of Students belonging to Scheduled Castes and Scheduled Tribes in University Teaching Departments and Colleges by Standard—contd.

E—Agriculture

University	Pre-Professional		Intermediate		Graduate		Post-Graduate		Doctorate		Diploma/ Certificate		Total		
	Boys	Girls	Boys	Girls	Boys	Girls	Boys	Girls	Boys	Girls	Post-Graduate		Boys	Girls	All Persons
											Boys	Girls			
1	2	3	4	5	6	7	8	9	10	11	12	13	14	15	16
Agra	281	..	36	317	..	317
Andhra Pradesh Agriculture	14	14	..	14
Annamalai	34	34	..	34
Banaras	3	..	6	..	1	10	..	10
Bhagalpur	10	10	..	10
Calcutta	1	1	..	1
Gauhati	1	1	..	1
Gorakhpur	132	132	..	132
Jawaharlal Nehru Krishi Vishwavidyalaya	35	..	4	39	..	39
Kalyani	55	55	..	55
Karnatak	1	1	..	1
Kerala	1	1	3	1	4	2	6
Madras	86	..	1	87	..	87

Marathwada
Nagpur	60	91	..	8	159	..	159	
Orissa Agriculture and Technology	14	..	7	..	3	24	..	24	
Panjab	3	2	5	..	5	
Poona	25	25	..	25	
Punjab Agricultural	6	26	..	1	4	..	37	..	37	
Rajasthan	16	5	21	..	21	
Ranchi	12	17	..	1	30	..	30	
Shivaji	9	9	..	9	
S.V. Vidyapeeth	7	..	5	12	..	12	
Udaipur	9	..	6	15	..	15	
U. P. Agricultural	17	17	..	17	
Visva Bharati	8	8	..	8	
Total	206	1	42	..	818	..	61	1	1	..	4	..	1,132	2	1,134		
<i>Institutions deemed to be Universities—</i>																	
Indian Agricultural Research Institute	6	..	2	8	..	8	
Total	6	..	2	8	..	8	
Grand Total	206	1	42	..	818	..	67	1	3	..	4	..	1,140	2	1,142		

TABLE VIII—Number of Students belonging to Scheduled Castes and Scheduled Tribes in University Teaching Departments and Colleges by Standard—contd.

F—Commerce

University	Pro-Professional		Intermediate		Graduate		Post-Graduate		Doctorate		Diploma/Certificate				Total		
											Post-Graduate		Under-Graduate		Boys	Girls	All Persons
	Boys	Girls	Boys	Girls	Boys	Girls	Boys	Girls	Boys	Girls	Boys	Girls	Boys	Girls			
1	2	3	4	5	6	7	8	9	10	11	12	13	14	15	16	17	18
Agra	122	..	30	152	..	152
Allahabad	1	1	..	1
Annamalai	19	19	..	19
Banaras Hindu	10	1	11	..	11
Bangalore	19	19	..	19
Baroda	..	8	9	17	..	17
Bhagalpur	1	1	1	..	1
Bombay	62	1	1	63	1	64
Burdwan	83	83	..	83
Calcutta	43	1	43	1	44
Delhi	2	2	..	2
Gauhati	..	46	147	..	23	216	..	216
Gorkhpur	39	..	3	42	..	42
Gujarat	..	93	1	..	114	207	1	208
Indore	28	..	2	30	..	30
Jammu & Kashmir	2	2	..	2
Jiwaji	56	..	12	68	..	68
Jodhpur	..	4	4	..	2	10	..	10
Karnatak	..	22	4	26	..	26

Kerala	41	2	1	42	2	44
Madras	74	..	1	75	..	76
Magadh	12	20	..	20
Marathwada	..	335	5	..	342	1	677	6	683
Mysore	35	7	35	7	42
Nagpur	..	1,026	2	..	684	2	51	1,761	4	1,765
Osmania	..	142	142	..	142
Patna	..	3	11	..	6	20	..	20
Poona	..	91	1	..	83	174	1	175
Rajaasthan	..	47	88	..	2	2	139	..	139
Ranchi	..	85	133	218	..	218
Ravi Shankar	142	..	8	150	..	150
Shivaji	62	..	6	68	..	68
S. V. Vidyapeeth	2	..	1	3	..	3
Srivenkateswara	18	18	..	18
Udaipur	1	1	..	1
Utkal	11	..	2	13	..	13
Total	..	1,910	9	62	1	2,399	12	194	1	1	2	..	4,568	23 4,591

TABLE VIII—Number of Students belonging to Scheduled Castes and Scheduled Tribes in University
Teaching Departments and Colleges by Standard—contd.
G—Education/Teachers, Training

University	Graduate		Post-Graduate		Doctorate		Diploma/Certificate				Total		
							Post-Graduate		Under-Graduate		Boys	Girls	All Persons
	Boys	Girls	Boys	Girls	Boys	Girls	Boys	Girls	Boys	Girls			
1	2	3	4	5	6	7	8	9	10	11	12	13	14
Agra	17	2	17	2	19
Aligarh Muslim	1	1	..	1
Annamalai	6	6	..	6
Banaras Hindu	1	1	..	1
Baroda	2	2	..	2
Bhagalpur	1	1	1	1	2
Bombay	3	..	1	1	..	5	..	5
Burdwan	2	2	..	2
Gauhati	7	8	..	4	7	12	19
Gorakhpur	6	6	..	6
Gujarat	4	4	..	4
Jammu & Kashmir	2	2	..	2
Jiwaji	1	1	..	1
Kalyani	2	2	..	2
Kerala	24	12	24	12	36
Kurukshetra	2	2	..	2
Madras	54	15	54	15	69
Marathwada	5	5	..	5
Mysore	6	1	6	1	7

Nagpur	29	4	2	64	7	95	11	106
Osmania	3	2	3	2	5
Panjab	106	23	106	23	129
Patna	1	6	1	2	6	8
Poona	6	1	1	7	1	8
Rajasthan	11	1	11	1	12
Ranchi	17	31	17	31	48
Ravi Shankar	2	1	2	1	3
Saugar	79	79	..	79
Shivaji	11	1	4	4	2	19	3	22
Sri Venkateswara	6	1	6	1	7
Utkal	9	1	9	1	10
Total	426	111	9	4	69	9	504	124	628
<i>Institutions deemed to be Universities—</i>													
Gujarat Vidyapeeth	1	1	..	1
Total	1	1	..	1
GRAND TOTAL	427	111	9	4	9	9	505	124	629

TABLE VIII—Number of Students belonging to Scheduled Castes and Scheduled Tribes in University Teaching Departments and Colleges by Standard—contd.

H—Engineering and Technology

University	Civil								Chemical					
	Pre-Profes- sional		Graduate		Post-Gradu- ate		Doctorate		Graduate		Post-Gradu- ate		Doctorate	
	Boys	Girls	Boys	Girls	Boys	Girls	Boys	Girls	Boys	Girls	Boys	Girls	Boys	Girls
	2	3	4	5	6	7	8	9	10	11	12	13	14	15
Agra
Aligarh Muslim	7
Allahabad
Annamalai	9	2
Bombay	2
Burdwan
Calcutta
Delhi	8	4
Gauhati	19	..	9
Gorakhpur	4
Gujarat
Indore
Jammu & Kashmir
Jiwaji
Karnatak
Kerala	18	1	2
Madras
Marathwada
Mysore

TABLE VIII—Number of Students belonging to Scheduled Castes and Scheduled Tribes in University Teaching Departments and Colleges by Standard—contd.

H—Engineering and Technology—contd.

University	Electrical						Mechanical					
	Graduate		Post-Graduate		Doctorate		Graduate		Post-Graduate		Doctorate	
	Boys	Girls	Boys	Girls	Boys	Girls	Boys	Girls	Boys	Girls	Boys	Girls
	16	17	18	19	20	21	22	23	24	25	26	27
Agra
Aligarh Muslim	4	2
Allahabad
Annamalai	4	1
Bombay	4	2
Burdwan
Calcutta	3	4
Delhi	3	3
Guahati	6	3
Gorakhpur
Gujarat
Indore
Jammu & Kashmir
Jiwaji
Karnatak
Kerala	16	1	18
Madras
Marathwada

TABLE VIII—Number of Students belonging to Scheduled Castes and Scheduled Tribes in University Teaching Departments and Colleges by standard—contd.

H—Engineering and Technology—contd.

1	Tele-Communications						Architecture					
	Graduate		Post-Graduate		Doctorate		Graduate		Post-Graduate		Doctorate	
	Boys	Girls	Boys	Girls	Boys	Girls	Boys	Girls	Boys	Girls	Boys	Girls
	28	29	30	31	32	33	34	35	36	37	38	39
Agra
Aligarh Muslim
Allahabad
Andhra
Annamalai
Banaras Hindu
Bangalore
Baroda	2
Bombay	28
Burdwan
Calcutta	2
Delhi	7
Gauhati
Gorakhpur
Gujarat
Indore
Jammu and Kashmir
Jiwaji

TABLE VIII—Number of Students belonging to Scheduled Castes and Scheduled Tribes in University Teaching Departments and Colleges by Standard—contd.

H—Engineering and Technology—concd.

University	Other Courses of Engineering & Technology						Diploma/Certificate				Total		
	Graduate		Post-Graduate		Doctorate		Post-Graduate		Under-Graduate		Boys	Girls	All Persons
	Boys	Girls	Boys	Girls	Boys	Girls	Boys	Girls	Boys	Girls			
	1	40	41	42	43	44	45	46	47	48	49	50	51
Agra	3	3	..	3
Aligarh Muslim	20	..	33	..	33
Allahabad	3	3	..	3
Andhra	48	..	2	50	..	50
Annamalai	9	25	..	25
Banaras Hindu	16	16	..	16
Bangalore	8	..	1	9	..	9
Baroda	27	7	..	36	..	36
Bombay	19	55	..	55
Burdwan	11	11	..	11
Calcutta	15	24	..	24
Delhi	25	..	25
Gauhati	8	45	..	45
Gorakhpur	4	..	4
Gujarat	36	36	..	36
Indore	12	12	..	12
Jammu & Kashmir	6

TABLE VIII—Number of Students belonging to Scheduled Castes and Scheduled Tribes in University Teaching Departments and Colleges by Standard—contd.

I—Law

University	Diploma/Certificate											Total	
	Graduate		Post-Graduate		Doctorate		Post-Graduate		Under-Graduate		Boys	Girls	All Persons
	Boys	Girls	Boys	Girls	Boys	Girls	Boys	Girls	Boys	Girls			
1	2	3	4	5	6	7	8	9	10	11	12	13	14
Agra	198	198	..	198
Aligarh Muslim	6	6	..	6
Allahabad	8	8	..	8
Banaras Hindu	3	3	..	3
Bangalore	60	1	1	61	1	62
Baroda	6	1	7	..	7
Bhagalpur	49	49	..	49
Bombay	113	4	20	133	4	137
Calcutta	256	12	256	12	268
Delhi	41	41	..	41
Gauhati	198	198	..	198
Gorakhpur	28	28	..	28
Gujarat	105	1	105	1	106
Indore	10	10	..	10
Jiwaji	31	..	3	34	..	34
Jodhpur	8	8	..	8
Karnatak	39	39	..	39
Kerala	28	3	3	1	31	4	35
Madras	35	35	..	35
Magadh	42	42	..	42
Marathwada	27	27	..	27
Mysore	8	8	..	8
Nagpur	22	..	3	25	..	25
Osmania	96	96	..	96
Panjab	46	1	46	1	47
Patna	34	..	1	35	..	35
Poona	61	..	3	64	..	64
Rajasthan	14	1	15	..	15
Ranchi	148	1	148	1	149
Ravi Shankar	25

J (a)—Medicine—Allopathy

University	Diploma/Certificate																
	Pre-Professional		Graduate		Post-Graduate		Doctorate		Post-Graduate				Under-Graduate		Total		
	Boys	Girls	Boys	Girls	Boys	Girls	Boys	Girls	Boys	Girls	Boys	Girls	Boys	Girls	Boys	Girls	All Persons
1	2	3	4	5	6	7	8	9	10	11	12	13	14	15	16		
Agra	23	1	23	1	24	
Allahabad	3	1	3	1	4	
Bangalore	12	8	44	34	56	42	98	
Baroda	4	2	4	2	6	
Bombay	36	8	36	8	44	
Calcutta	17	1	66	6	83	7	90	
Delhi	1	..	20	5	21	5	26	
Gauhati	32	14	120	29	152	43	195	
Indore	15	4	2	17	4	21	
Jammu & Kashmir	7	1	7	1	8	
Jiwaji	20	20	..	20	
Karnatak	25	25	..	25	
Kerala	12	2	76	17	88	19	107	
Madras	409	92	7	4	10	3	426	99	525	
Marathwada	36	36	..	36	
Mysore	33	4	128	21	..	1	161	26	187	
Nagpur	50	50	..	50	
Osmania	77	27	77	27	104	
Punjab	49	12	2	51	12	63	
Patna	23	8	3	26	8	34	
Poona	20	5	26	5	31	
Rajasthan	53	2	53	2	55	
Ranchi	14	4	14	4	18	
Ravi Shankar	4	4	..	4	
Shivaji	14	14	..	14	
Sri Venkateswara	64	11	64	11	75	
Utkal	21	5	21	5	26	
Total	156	41	1,374	283	9	5	13	3	1,552	332	1,884	

TABLE VIII—Number of Students belonging to Scheduled Castes and Scheduled Tribes in University Teaching Departments and Colleges by Standard—contd.

J (b)—Medicine—Ayurvedic

University	Graduate		Post-Graduate		Doctorate		Diploma/Certificate				Total		All Persons
							Post-Graduate		Under-Graduate				
	Boys	Girls	Boys	Girls	Boys	Girls	Boys	Girls	Boys	Girls	Boys	Girls	
1	2	3	4	5	6	7	8	9	10	11	12	13	14
Kerala	25	15	25	15	40
Ravi Shankar	13	13	..	13
Total	38	15	38	15	53

J (c)—Medicine—Dentistry

University	Graduate		Post-Graduate		Doctorate		Diploma/Certificate				Total		All Persons
							Post-Graduate		Under-Graduate				
	Boys	Girls	Boys	Girls	Boys	Girls	Boys	Girls	Boys	Girls	Boys	Girls	
1	2	3	4	5	6	7	8	9	10	11	12	13	14
Bombay	1	1	..	1
Madras	10	4	10	4	14
Osmania	..	8	8	8
Panjab	18	1	18	1	19
Total	29	13	29	13	42

University	Graduate		Post-Graduate		Doctorate		Post-Graduate		Under-Graduate		Total		All Persons
	Boys	Girls	Boys	Girls	Boys	Girls	Boys	Girls	Boys	Girls	Boys	Girls	
	2	3	4	5	6	7	8	9	10	11	12	13	
Delhi	3	3	3
Madras	1	1	1
Panjab	2	2	2
S.N.D.T. Women's	1	1	1
Total	7	7	7

J (e) Medicine—Pharmacy

University	Graduate		Post-Graduate		Doctorate		Post-Graduate		Under-Graduate		Total		All Persons
	Boys	Girls	Boys	Girls	Boys	Girls	Boys	Girls	Boys	Girls	Boys	Girls	
	2	3	4	5	6	7	8	9	10	11	12	13	
Madras	11	2	11	2	13
Panjab	6	..	6	..	6
Total	11	2	6	..	17	2	19

TABLE VIII—Number of Students belonging to Scheduled Castes and Scheduled Tribes in University Teaching Departments and Colleges by Standard—contd.

K—Veterinary Science

University	Diploma/Certificate												Total		All Persons
	Pre-Professional		Graduate		Post-Graduate		Post-Graduate		Under-Graduate		Boys	Girls			
	Boys	Girls	Boys	Girls	Boys	Girls	Boys	Girls	Boys	Girls					
1	2	3	4	5	6	7	8	9	10	11	12	13	14		
Agra	4	..	1	5	..	5	
Andhra Pradesh Agricultural	2	2	..	2	
Bombay	9	9	..	9	
Gauhati	14	..	36	50	..	50	
Jawahar Lal Nehru Krishi Vishwa-vidyalaya	1	..	2	3	..	3	
Kerala	2	1	2	1	3	
Madras	1	1	..	1	
Nagpur	3	3	..	3	
Orissa Agriculture and Technology	7	7	..	7	
Punjab Agricultural	1	11	..	12	..	12	
S. V. Vidyapeeth	1	1	..	1	
U. P. Agricultural	22	22	..	22	
Total	15	..	88	1	3	11	..	117	1	118	

L(a)—Fine Arts—Music and Dancing Diploma/Certificate

University	Pre-Professional		Intermediate		Graduate		Post-Graduate		Post-Graduate		Under-Graduate		Total		All Persons
	Boys	Girls	Boys	Girls	Boys	Girls	Boys	Girls	Boys	Girls	Boys	Girls	Boys	Girls	
	2	3	4	5	6	7	8	9	10	11	12	13	14	15	
Banaras	1*	1	..	1
Baroda	8	1	8	1	9
Rabindra Bharati	1	1	1
Total	1	1*	..	8	1	9	2	11

L(b) Fine Arts—Others

University	Pre-Profes- sional		Intermediate		Graduate		Post-Graduate		Diploma/Certificate				Total		All Persons
	Boys Girls		Boys Girls		Boys Girls		Boys Girls		Post-Graduate		Under-Graduate		Boys Girls		
	2	3	4	5	6	7	8	9	10	11	12	13	14	15	
Banaras Hindu	1	1	2	..	2
Baroda	5	..	5	5
Visva Bharati	1	1	1	1
Total	1	1	..	6	1	8	1	9

M—Physical Education

University	Graduate		Post-Graduate		Diploma/Certificate				Total		All Persons
	Boys Girls		Boys Girls		Post-Graduate		Under-Graduate		Boys Girls		
	2	3	4	5	6	7	8	9	10	11	
Jiwaji	1	1	..	1

TABLE VIII—Number of Students belonging to Scheduled Castes and Scheduled Tribes in University Teaching Departments and Colleges by Standard—concl'd.
N—Other Miscellaneous *(Professional Education)

University	Diploma/Certificate																
	Pre-Professional		Intermediate		Graduate		Post-Graduate		Doctorate		Post-Graduate		Under-Graduate		Total		
	Boys	Girls	Boys	Girls	Boys	Girls	Boys	Girls	Boys	Girls	Boys	Girls	Boys	Girls	Boys	Girls	All Persons
1	2	3	4	5	6	7	8	9	10	11	12	13	14	15	16	17	18
Calcutta	2	2	..	2
Delhi	6	6	..	6
Nagpur	19	4	19	4	23
Osmania	10	10	..	10
Rajasthan	1	1	..	1
Udaipur	13	..	2	2	..	17	..	17
Visva Bharati	3	..	3	..	3
Total	14	..	8	31	..	5	4	58	4	62
<i>Institutions deemed to be Universities—</i>																	
Kashi Vidyapeeth	1	1	..	1
Total	1	1
GRAND TOTAL	14	..	9	59	4	63

*Includes Library Science, Social/Labour Welfare, Journalism, Public Administration, etc.

O—Other Education (Oriental Studies)

University	Diploma/Certificate															
	Pre-Professional		Intermediate		Graduate		Post-Graduate		Post-Graduate		Under-Graduate		Total			
	Boys	Girls	Boys	Girls	Boys	Girls	Boys	Girls	Boys	Girls	Boys	Girls	Boys	Girls	All Persons	
1	2	3	4	5	6	7	8	9	10	11	12	13	14	15	16	
Anamalai	1	..	1	..	1	
Madras	15	6	15	6	21	
Sri Venkateswara	5	5	..	5	
Total	5	15	6	1	..	21	6	27	

TABLE 1A-A—ENTRANCE IN 1956-57 IN VARIOUS SUBJECTS IN UNIVERSITY EDUCATION DEPARTMENTS AND COLLEGES

University	Hindi		English		Economics		Political Science		Mathematics		History		Philosophy		Sanskrit	
	Boys	Girls	Boys	Girls	Boys	Girls	Boys	Girls	Boys	Girls	Boys	Girls	Boys	Girls	Boys	Girls
1	2	3	4	5	6	7	8	9	10	11	12	13	14	15	16	17
Agra	612	293	967	305	2,024	185	611	180	208	4	278	76	53	29	155	89
Aligarh Muslim	14	11	39	24	33	9	35	8	9	8	4	2	5	..
Allahabad	121	65	100	50	101	29	22	..	291	120	60	30	33	29
Andhra	47	21	102	13	29	7	47	3	12	5	9	..	2	2
Annamalai	8	2	36	6	6	..	5	2	1	1
Banaras Hindu	27	20	65	21	60	9	10	17	9	..	14	13	7	6	13	16
Bangalore	17	18	45	32	15	18
Baroda	10	11	11	7	34	9	7	5	11	5	2	4	4	4
Bhagalpur	100	6	80	4	166	4	107	6	9	..	80	4	64	7
Bihar	176	19	102	9	137	21	177	14	133	..	170	19	176	20	61	5
Bombay	22	14	138	40	177	47	10	17	109	32	39	43	3	7
Burdwan	69	16	80	10	102	19	48	36	42	21
Calcutta	24	56	157	133	206	45	144	87	264	314	105	187	48	147
Delhi	200	241	134	68	175	60	147	56	190	83	122	86	18	32	27	125
Gauhati	183	24	121	17	176	30	125	24	37	26	17	7
Gorakhpur	34	3	108	8	158	4	79	6	10	..	65	11	7	3	18	8
Gujarat	140	34	301	65	434	71	38	9	598	73	72	50	57	33
Indore	49	18	118	19	169	26	128	47	53	7	6	5	10	9
Jabalpur*
Jadavpur	34	49	38	32	31	56	12	75	31	54
Janmu & Kashmir	6	28	31	21	35	20	30	49	14	15	2	20
Jiwaji	122	26	159	19	270	28	100	47	5	..	120	34	9	..	39	17
Jodhpur*
Kalyani	8	3	19	8
Karnatak	33	6	25	3	50	4	31	18	1	5	2	2	2
Kerala	44	60	140	97	153	70	62	12	65	40	4	10	18	7
Kurukshetra	14	12	33	24	34	16	19	11	9	7	4	5	12	22
Lucknow*
Madras	46	61	277	72	49	10	67	23	11	5	7	17
Magadh	48	6	48	4	87	4	82	9	22	1	38	8	5	2
Marathwada	23	1	58	5	105	4	39	4	32	5	1	..

TABLE IX-A—Enrolment in Post-Graduate Arts Subjects in University Teaching Department and eges—contd.

1	2	3	4	5	6	7	8	9	10	11	12	13	14	15	16	17
Myeore	3	6	9	6	55	13	26	5	16	10	..	4	2	1
Nagpur	11	22	57	19	131	25	98	19	59	17	15	5	4	15
North Bengal	39	11	32	14	23	11	9	12
Osmania	16	21	21	18	25	11	38	14	19	2	21	15	15	9	3	4
Panjab**	5	33	118	99	47	24	17	50	29	16	33	54	1	12	4	13
Patna	95	39	107	26	111	18	118	18	116	21	88	42	12	18
Poona	13	14	39	17	99	24	20	9	20	5	5	4	15	9
Punjabi**	28	17	30	11	28	3
Rajasthan	55	57	66	41	143	36	101	55	45	33	4	11	23	13
Ranchi	32	18	39	10	49	13	86	19	46	7	37	14
Ravi Shankar	45	14	70	18	101	10	154	24	17	5	6	1	9	3
Saugar	67	18	201	20	214	8	242	18	2	1	41	7	7	4	22	9
Shivaji	35	10	58	9	104	8	18	1	27	..	3	..	7	8
S.V. Vidyapeeth	21	8	9	2	45	7	13	2	25	+	5	2	5	3
S.N.D.T. Women's	17	..	4	4	10
Sri Venkateswara	7	15	19	6	29	4	16	2	3	2	1	1
Udaipur	5	9	17	1	20	2	19	11	11	2
Utkal	99	15	176	40	172	31	6	2	117	23	34	11	5	5
Vikram	87	17	187	20	344	40	149	35	78	18	3	2	17	13
Visva Bharati	5	..	2	8	16	5	2	1	16	7	10	19	1	6
Total	2,305	1,236	4,289	1,461	6,957	1,132	3,672	1,016	729	132	3,415	1,258	1,031	729	746	775
<i>Institutions deemed to be Universities—</i>																
Birla Instt. of Technology and Science	4	3	4	..	2
Gujarat Vidyapeeth
Gurukul Kangri	12	..	15	17	8	..
Jamia Millia Islamia	7	5
Kashi Vidyapeeth	33	1	85	5	271	5	27
Total	49	4	100	5	275	5	2	51	5	8	..
GRAND TOTAL	2,354	1,240	4,389	1,466	7,232	1,137	3,674	1,016	729	132	3,466	1,263	1,031	729	754	775

1/8

*Break up is not available.

**Break up is not available for affiliated Colleges.

TABLE IX-A—Enrolment in Post-Graduate Arts Subjects in University Teaching Departments and Colleges—contd.

University	Urdu		Psychology		Sociology		Linguistics		Other Indian Languages		European Languages		Geography		Others		Total		
	Boys	Girls	Boys	Girls	Boys	Girls	Boys	Girls	Boys	Girls	Boys	Girls	Boys	Girls	Boys	Girls	Boys	Girls	
																			18
1																			
Agra	19	12	221	336	554	184	8	3						600	69	84	76	0,394	1,829
Aligarh Muslim	16	7	18	18												20	6	193	98
Allahabad	3		16	18										119	17	7	1	873	306
Andhra					43	5			17	10						21	2	329	68
Annamalai			14	7	22	1			6	3						15		127	25
Banaras Hindu			12	38	21	28			2					49	17	21	31	3.0	216
Bangalore					27	38			4	1								108	107
Baroda					3	5			43	23				10	2	4		139	77
Bhagalpur			34	4	81	6										80		807	41
Bihar	37		156	13					53	4								1,381	124
Bombay			18	36	43	115	31	13	213	162				5	3	18	11	826	540
Burdwan									71	42								412	144
Calcutta	16	3	21	20					185	469	5					54	88	1,208	1,521
Delhi	25	1	21	20	8	24			51	24				3	4	25	10	1,146	834
Gauhati									165	62								824	190
Gorakhpur	7	1	51	11	107	13								153	6			797	74
Gujarat	5		51	48	128	56										438	152	2,262	591
Indore					39	17			4	2								576	150
Jabalpur																628	173	628	173
Jadavpur									26	99						26	49	198	414
Jammu & Kashmir	7	7												78	16	1	4	126	164
Jiwaji					2	2			1	4					11	11	31	916	193
Jodhpur																59	31	59	31
Kalyani																		27	11
Karnatak	6	1			26	6			32	8						31	5	259	38
Kerala			7	11	19	25			69	43						45		677	568
Kurukshetra																		130	97
Lacknow																		677	568
Madras			6	8					45	29				8	7	73	15	589	247
Magadh																12		342	34
Marathwada	9	2							21	8								288	31

TABLE IX-A--Enrolement in Post-Graduate Arts Subjects in University Teaching Department and Colleges--contd.

1	18	19	20	21	22	23	24	25	26	27	28	29	30	31	32	33	34	35	
Mysore	1	1	8	18	21	16	18	13	21	4	40	6	220	103	
Nagpur	1	3	26	16	81	21	31	43	37	13	84	17	635	235	
North Bengal	6	13	103	61	
Osmania	20	19	10	4	3	11	4	8	22	24	6	6	37	6	260	172	
Panjab	14	49	28	42	6	16	687	389	989	797	
Patna	46	10	41	31	99	37	45	26	58	8	119	21	1,055	315	
Poona	18	22	5	8	4	2	42	35	3	2	4	285	153	
Punjabi	9	13	32	52	127	96
Rajaasthan	44	34	20	3	35	13	536	296	
Ranchi	48	10	57	8	42	8	436	107	
Ravi Shanker	402	75	
Shivaji	2	59	18	313	54	
S. V. Vidyapeeth	4	2	8	12	2	147	32	
Saugar	11	4	30	3	36	6	12	3	885	101	
S.N.D.T. Women's	48	26	9	118	
Sri Venkateswara	3	..	13	6	5	6	96	42	
Udaipur	11	1	31	6	114	32	
Utkal	10	13	39	6	12	6	670	152	
Vikram	12	6	36	1	1	4	62	13	29	4	1,005	173	
Visva Bharati	12	16	64	62	
Total	235	73	828	743	1,489	747	63	27	1,315	1,244	11	6	1,353	208	3,481	1,750	31,919	12,537	
<i>Institutions deemed to be Universities--</i>																			
Birla Instt. of Technology and Science	10	3	
Gujarat Vidyapeeth	6	..	6	..	
Gurukul Kangri	6	58	..	
Jamia Millia Islamia	7	5	
Kashi Vidyapeeth	324	18	740	29	
Total	6	..	324	18	6	..	821	37	
GRAND TOTAL	235	73	834	743	1,813	765	63	27	1,315	1,244	11	6	1,353	208	3,487	1,750	32,740	12,574	

TABLE IX-B—Enrolment in Post-Graduate Science Subjects in University Teaching Departments and Colleges.

University	Mathematics		Physics		Chemistry		Botany		Zoology		Anthropology		Geology		Statistics	
	Boys	Girls	Boys	Girls	Boys	Girls	Boys	Girls	Boys	Girls	Boys	Girls	Boys	Girls	Boys	Girls
1	2	3	4	5	6	7	8	9	10	11	12	13	14	15	16	17
Agra	953	18	509	11	610	50	191	44	212	73	106	..
Aligarh Muslim	42	..	55	3	55	10	24	8	32	10	38	..	16	..
Allahabad	137	3	77	3	82	7	15	9	22	22
Andhra	94	5	45	3	14	17	21	13	68	..	32	1
Annamalai	36	4	41	5	26	7	26	4	28	8	24	..	32	..
Banaras Hindu	57	4	73	9	68	5	35	10	20	18	35	..	14	1
Bangalore	65	20	64	14	50	12	23	26	22	18	37
Baroda	17	2	36	4	41	5	8	10	28	10	22	..	10	3
Bhagalpur	34	..	9	..	6	34	..
Bihar	62	4	64	4	52	..	61	6
Bombay	131	16	71	5	174	52	31	27	15	18	9	..	39	6
Burdwan	91	6	45	5	43	6	9	7
Calcutta	237	56	78	14	57	13	12	39	30	6	17	11	40	16	46	4
Delhi	24	6	74	11	36	12	2	11	3	6	10	13
Gauhati	93	13	46	6	23	9	24	17	15	5	15	5	26	..	21	2
Gorakhpur	90	4	37	..	61	3	43	4	38	4
Gujarat	159	12	90	7	293	45	17	9	16	5	4	..	52	7
Indore	58	6	40	4	49	7	17	9	12	10
Jabalpur*
Jadavpur	64	28	30	11	36	8	31
Jammu & Kashmir	42	5	34	3	29	6	25	17	21	11	44
Jiwaji	42	2	70	2	84	9	23	8	30	8
Jodhpur*
Kalyani	17	5	18	9	19	7
Karnatak	56	..	56	2	107	7	27	8	29	4	40	..	20	2
Kerala	138	97	131	42	135	61	44	64	53	47	10	..	34	31
Kurukshetra	29	7	24	2	54	2
Lucknow*
Madras	185	63	158	20	232	58	76	34	151	67	48	..	28	4
Magadh	50	1
Marathwada	56	1	28	..	16	3	13	8

TABLE IX-B—Enrolment in Post-Graduate Science Subjects in University Teaching Departments and Colleges—contd.

1	2	3	4	5	6	7	8	9	10	11	12	13	14	15	16	17
Mysore	55	9	18	7	37	2	19	13	17	9	28
Nagpur	87	2	75	7	58	9	20	15	22	13	37	..	15	7
North Bengal	30	4	20	..	34	2	9	2
Osmania	17	9	37	11	28	25	20	31	30	25	40	..	16	1
Panjab**	34	4	42	3	9	12	14	15	11	15	14
Patna	115	3	60	7	76	9	23	17	22	23	38	4	50	5
Poona	34	11	43	9	104	18	15	19	18	5	5	4	22	2	35	3
Punjabi	32	..	28
Rajasthan	34	3	61	7	65	16	17	16	22	8	24	..	23	..
Ranchi	46	4	45	6	26	3	21	6	18
Ravi Shankar	19	..	34	..	26	7	13	2	18	6
Roorkee	14	2	23	..	26	20
Shivaji	17	..	18	..	19	..	5	2	9
S. V. Vidyapeeth	28	1	33	..	56	1	17	1
Saugar	73	2	69	2	107	12	54	12	50	11	8
Sri Venkateswara	19	..	16	3	42	4	22	14	25	4	22	..	20	2
Udaipur	8	1	8	..	10	..	6	3	6
Utkal	114	6	39	7	58	5	13	11	11	5	6	1	30	..	31	2
Vikram	29	2	76	1	107	15	41	14	38	16	35	..	16	..
Visva Bharati	35	3
Total	3,640	436	2,745	263	3,454	537	1,096	584	1,193	524	72	49	804	22	699	81
<i>Institutions Deemed to be Universities—</i>																
Birla Institute of Technology and Science	6	..	22	1	24	4	15	12	21	10
Gurukul Kangri	10
Indian Institute of Science	5	..	18	4	22
Total	21	..	40	5	46	4	15	12	21	10
GRAND TOTAL	3,661	436	2,785	268	3,500	541	1,111	596	1,214	534	72	49	804	22	699	81

*Break up is not available.

**Break up is not available for affiliated Colleges.

TABLE IX-B—Enrolment in Post-Graduate Science Subjects in University Teaching Departments and Colleges—contd.

University	Bio-Chemistry		Geo-Physics		Meteorology		Geography		Microbiology		Others		Total	
	Boys	Girls	Boys	Girls	Boys	Girls	Boys	Girls	Boys	Girls	Boys	Girls	Boys	Girls
1	18	19	20	21	22	23	24	25	26	27	28	29	30	31
Agra	2,581	196
Aligarh Muslim	11	3	44	10	317	44
Allahabad	333	44
Andhra	64	..	33	54	..	425	39
Annamalai	33	4	246	32
Banaras Hindu	26	4	2	332	49
Bangalore	261	90
Baroda	35	3	2	..	8	2	216	39
Bhagalpur	83	..
Bihar	239	14
Bombay	2	..	25	17	497	141
Burdwan	188	24
Calcutta	24	56	19	94	560	309
Delhi	20	1	169	60
Assam	34	3	297	60
Gauhati	269	15
Gorakhpur	647	85
Gujarat	16	176	36
Indore	184	38
Jabalpur	184	38	184	38
Jadavpur	161	47
Jammu & Kashmir	195	42
Jiwaji	17	..	266	29
Jodhpur	97	19	97	19
Kalyani	54	21
Karnatak	24	1	359	24
Kerala	19	11	564	353
Kurukshetra	107	11
Lucknow	395	59	395	59
Madras	1	4	79	879	329
Magadh	38	88	1
Marathwada	113	12

TABLE IX-B—Enrolment in Post-Graduate Science Subjects in University Teaching Departments and Colleges *concl.*

1	18	19	20	21	22	23	24	25	26	27	28	29	30	31
Mysore	174	40
Nagpur	294	53
North Bengal	19	6	36	5	148	19
Osmania	20	..	208	102
Panjab	12	2	5	1	141	52
Patna	384	68
Poona	8	4	17	7	301	82
Punjabi	60	..
Rajaathan	246	50
Ranchi	156	19
Ravi Shankar	110	15
Roorkee	83	2
Shivaji	68	2
S. V. Vidyapeeth	134	3
Saugar	20	8	..	389	39
Sri Venkateswara	166	27
Udaipur	38	4
Utkal	302	37
Vikram	342	48
Visva Bharati	35	3
Total	66	12	90	..	33	..	185	79	40	19	951	321	15,077	2,927
<i>Institutions Deemed to be Universities</i>														
Birla Institute of Technology and Science	88	27
Gurukul Kangri	10	..
Indian Institute of Science	27	6	42	6	114	16
Total	27	6	42	6	212	43
GRAND TOTAL	93	18	90	..	33	..	185	79	40	19	993	327	15,289	2,970

TABLE X-A—Intake to Professional First Degree Courses in University Teaching Departments and Colleges

University	Engineering and Technology														
	Agriculture		Commerce		Education		Civil		Chemical		Electrical		Mechanical		
	Uni- versity Teaching Depart- ments	Colleges	Uni- versity Teaching Depart- ments	Colleges	Uni- versity Teaching Depart- ments	Colleges	Uni- versity Teaching Depart- ments	Colleges	Uni- versity Teaching Depart- ments	Colleges	Uni- versity Teaching Depart- ments	Colleges	Uni- versity Teaching Depart- ments	Colleges	
1	2	3	4	5	6	7	8	9	10	11	12	13	14	15	
Agra	..	2,346	..	2,706	..	2,550	..	60	..	90	..	30	..	30	
Aligarh Muslim	50	..	80	..	120	60	..	60	..	
Allahabad	..	80	250	250*	
Andhra	1,381	158*	270*	
Andhra Pradesh Agricultural	..	320	
Annamalai	75	..	80	..	140	..	198*	..	66	
Banaras Hindu	..	130	..	240	..	120	..	650*	..	60	
Bangalore	400	..	100	
Baroda	332	..	115	..	330*	
Bhagalpur	..	360	..	1,300	..	310	..	130	190	..	220	
Bihar	..	100	..	860	..	295	..	120*	
Bombay	1,165	..	324	..	350*	60	
Burdwan	1,985	..	380	
Calcutta	10,768	..	1,339	..	400*	
Delhi	800	..	190	..	40	80	..	80	
Gauhati	..	100	..	885	↑	170	..	242*	
Gorakhpur	..	1,788	240	420	140	1,532	..	20	20	..	20	
Gujarat	..	110	..	3,320	..	611	..	900*	
Indira Kala Sangeet	
Indore	637	240*	
Jabalpur	600	..	280	
Jaypur	90	..	60	..	90	..	90	
Jammu & Kashmir	..	193	..	165	..	480	..	47	..	28	..	66	..	66	

TABLE X-A—Intake to Professional First Degree Courses in University Teaching Departments and Colleges—contd.

1	2	3	4	5	6	7	8	9	10	11	12	13	14	15
Jawaharlal Nehru Krishi Viswavidyalaya	..	497
Jiwaji	950	..	180	..	180*
Jodhpur	240	200	40	60	..	60	..
Kalyani	198	122
Karnatak	..	75	..	565	..	385	..	371*
Kerala	..	80	..	1,420	..	2,400	..	390	..	30	..	335	..	335
Kurukshetra	100
Lucknow	300	85	50	58
Madras	..	162	..	1,045	..	1,648	..	1,420*	60
Magadh	†
Marathwada	..	150	..	†	..	200
Mysore	1,076	..	575	..	1,382*
Nagpur	..	710	..	3,882	..	470	..	100	..	60	..	100	..	100
North Bengal	950	..	280	..	30	60	..	60
Orissa Agriculture and Technology	..	256
Osmania	1,146	..	658	..	705*
Panjab	..	185	60	420	..	3,050	..	150	60	150	..	150
Patna	125	..	242	..	60	30	..	30
Poona	..	335	..	1,310	..	273	..	425*
Punjab Agricultural Punjabi	..	300
Rabindra Bharati	200	..	272	..	240*
Rajaasthan	..	105	..	2,416	..	795	..	60*
Ranchi	..	100	..	365	..	165	..	434*
Ravi Shankar	1,726	..	360	..	60	..	60	..	60	..	70
Roorkee	120	..	30	..	60	..	60	..
Shiviji	..	110	..	1,895	..	420	..	360	210	..	225
S. V. Vidyapeeth	..	300	..	330	..	125	..	120	90	..	90
Saugar	130	1,643	..	700	..	120*
S. N. D. T. Women's	165
Sri Venkateswara	210	..	320	..	360*
Udaipur	..	80	..	115	..	150

U. P. Agricultural	150	325	..	805	..	370*
Utkal	325	..	805	..	370*
Varanaseya Sanskrit Vishwa- vidyalaya	1,253	..	659	..	110	80	..	90
Vikram	82
Visva Bharati	..	25
Total	423	8,997	1,350	50,035	532	25,914	636	11,586	276	388	180	1,591	180	1,656

*Institutions Deemed to be
Universities—*

Birla Institute of Technology and Science	60	60	..	30	..	90	..	90	..
Gujarat Vidyapeeth	40
Gurukul Kangri Vishwavid- yalaya
Indian Agricultural Research Institute
Indian Institute of Science	60
Indian School of International Studies
Jamia Millia Islamia	80
Kashi Vidyapeeth
Tata Institute of Social Sciences
Total	60	120	60	..	30	..	150	..	90	..
GRAND TOTAL	423	8,997	1,410	50,035	532	26,034	696	11,586	306	388	330	1,591	270	1,656

*Includes Electrical and Mechanical.

† There is no fixed Intake Capacity for these courses.

TABLE X-A—Intake to Professional First Degree Courses in University Teaching Departments and Colleges—contd.

University	Engineering and Technology										Medicine			
	Mining		Metallurgy		Textile		Others		Total (Engineering)		Law		Allopathy	
	Uni- versity	Colleges	Uni- versity	Colleges	Uni- versity	Colleges	Uni- versity	Colleges	Uni- versity	Colleges	Uni- versity	Colleges	Uni- versity	Colleges
	Teaching Depart- ments		Teaching Depart- ments		Teaching Depart- ments		Teaching Depart- ments		Teaching Depart- ments		Teaching Depart- ments		Teaching Depart- ments	
1	16	17	18	19	20	21	22	23	24	25	26	27	28	29
Agra	40	..	70	..	320	..	2,130	..	265
Aligarh Muslim	240	..	150	..	50	..
Allahabad	40	..	290	350	64
Andhra	62	..	220	270	100	450
Andhra Pradesh Agricultural
Annamalai	264
Banaras Hindu	..	40	..	60	30	..	840	..	300	..	170
Bangalore	200	120	200	120	..	500	..	300
Baroda	25	..	40	..	395	..	350	..	120
Bhagalpur	540	..	750
Bihar	120	..	500	..	170
Bombay	20	115	80	175	450	..	2,250	..	625
Burdwan	138	..	250	..	388
Calcutta	32	..	27	..	459	..	1,985	..	490
Delhi	30	..	230	440	225
Gauhati	242	..	†	..	262
Gorakhpur	60	140	510
Gujarat	900	..	1,452	..	960
Indira Kala Sangeet Vishwa- vidyalaya
Indore	240	..	354	..	150
Jabalpur	310	..	310	..	600	..	150
Jadavpur	55	..	385
Jammu and Kashmir	28	..	235	85
Jawahar Lal Nehru Krishi Vishwavidyalaya

Jiwaji	180	..	230	..	130
Joshipur	40	200	..	120
Kalyani
Karnatak	371	..	410	..	468
Kerala	1,090	..	300	..	565
Kurukshetra
Lucknow	600	300	N.A.	N.A.
Madras	30	..	33	..	122	1,420	..	†	..	585
Magadh	†
Marathwada	180	..	180	..	†	..	100
Mysore	1,382	..	360	..	462
Nagpur	40	..	400	..	214	..	200
North Bengal	150
Orissa Agriculture and Technology
Osmania	75	..	780	..	1,250	..	390
Panjab	30	..	60	..	90	60	630	..	300	..	362
Patna	120	..	600	..	170
Poona	425	..	280	..	438
Punjab Agricultural
Punjabi	240	175
Rabindra Bharati
Rajasthan	60	150	180	..	502
Ranchi	434	..	450	..	270
Ravi Shankar	..	60	..	60	370	..	479	..	60
Roorkee	60	60	..	390
Shivaji	795	..	275	..	315
S.V. Vidyapeeth	300	..	110
Saugar	120	100	705	..	67
S.N.D.T. Women's
Sri Venkateswara	360	250
Udaipur	40	..	40	..	135
U.P. Agricultural	100	..	100
Utkal	370	..	†	..	500
Varanaseya Sanskrit Vishwa-vidyalaya
Vikram	20	..	300	..	507	..	150
Visva Bharati
Total	40	100	60	150	30	315	569	1,525	1,971	17,311	2,150	18,772	50	10,565

† There is no fixed Intake Capacity for these courses.

M/B(N)247MofEd.—16

TABLE X-A—Intake to Professional First Degree Courses in University Teaching Departments and Colleges—contd.

1	16	17	18	19	20	21	22	23	24	25	26	27	28	29
<i>Institutions Deemed to be Universities—</i>														
Birla Institute of Technology & Science	30	..	300
Gujarat Vidyapeeth
Gurukul Kangri Vishwavidyalaya
Indian Agricultural Research Institute
Indian Institute of Science	36	96
Indian School of International Studies
Jamia Millia Islamia
Kashi Vidyapeeth
Tata Institute of Social Sciences
Total	36	30	..	396
GRAND TOTAL	40	100	96	150	30	315	599	1,525	2,367	17,311	2,150	18,772	50	10,565

TABLE X-A—Intake to Professional First Degree Courses in University Teaching Departments and Colleges—contd.

University	Medicine											Veterinary Science		
	Ayurvedic		Unani/Tibbia		Dentistry		Nursing		Pharmacy		Total (Medicine)		Uni- versity Teaching Depart- ments.	Colleges
	Uni- versity Teaching Depart- ments.	Colleges	Uni- versity Teaching Depart- ments.	Colleges	Uni- versity Teaching Depart- ments.	Colleges	Uni- versity Teaching Depart- ments.	Colleges	Uni- versity Teaching Depart- ments.	Colleges				
1	30	31	32	33	34	35	36	37	38	39	40	41	42	43
Agra	265	..	100
Aligarh Muslim	40	90
Allahabad	64
Andhra	21	..	21	450
Andhra Pradesh Agricultural	140
Annamalai
Banaras Hindu	..	N.A.	44
Bangalore	30	114
Baroda	330
Bhagalpur	120
Bihar
Bombay	170
Burdwan	160	..	25	15	20	15	830	..	75
Calcutta
Delhi	50	540	..	60
Gauhati	40	265
Gorakhpur	262	..	93
Gujarat
Indira Kala Sangeet Vishwa- vidyalaya	75	..	1,035
Indore
Jabalpur	..	60	20	..	10	240
Jadavpur	150
Jammu and Kashmir	30
Jawaharlal Nehru Krishi Vishwavidyalaya	85
Jiwaji	80
Jodhpur	..	35	185
Kalyani

TABLE X-A—Intake to Professional First Degree Courses in University Teaching Departments and Colleges—contd.

1	30	31	32	33	34	35	36	37	38	39	40	41	42	43
Karnatak	468
Kerala	..	50	30	..	15	660	..	80
Kurukshetra
Lucknow	..	50	40	90
Madras	45	..	20	..	25	..	675	..	136
Magadh	75
Marathwada	100
Mysore	55	..	517
Nagpur	..	40	..	25	32	..	32	265	..	80
North Bengal
Orissa Agriculture and Technology	120
Osmania	32	..	20	442
Panjab	30	..	30	25	..	25	422
Patna	170
Poona	..	144	582
Panjab Agricultural	85
Punjabi	14	189
Rabindra Bharati
Rajasthan	20	522
Ranchi	270
Ravi Shankar	..	70	130	..	60
Roorkee
Shivaji	315
S.V. Vidyapeeth	55
Saugar	18	..	18	67
S.N.D.T. Women's	40	40
Sri Venkateswara	250
Udaipur	60
U.P. Agricultural	100	..
Utkal	500
Varanaseya Sanskrit Vishwa- vidyalaya
Vikram	150
Visva Bharati
Total	..	449	40	25	..	451	..	220	111	249	201	11,959	100	1,299

<i>Institutions Deemed to be Universities—</i>															
Birla Institute of Technology & Science	25	..	25
Gujarat Vidyapeeth
Gurukul Kangri Vishwavidyalaya
Indian Agricultural Research Institute
Indian Institute of Science
Indian School of International Studies
Jamia Millia Islamia
Kashi Vidyapeeth
Tata Institute of Social Sciences
Total	25	..	25
GRAND TOTAL	..	449	40	25	..	451	..	220	136	249	226	11,959	100	1,299	..

TABLE X-A—Intake to Professional First Degree Courses in University Teaching Departments and Colleges—contd.

University	Fine Arts				Total Fine Arts	Physical Education		Others		
	Music & Dancing		Others			University Teaching Departments	Colleges	University Teaching Departments	Colleges	
	University Teaching Departments	Colleges	University Teaching Departments	Colleges						
I	44	45	46	47	48	49	50	51	52	53
Agra
Aligarh Muslim	20	..
Allahabad
Andhra
Andhra Pradesh Agricultural
Annamalai
Banaras Hindu	..	50	..	30	..	80	40	..
Bangalore
Baroda	..	15	..	*	..	15
Bhagalpur
Bihar
Bombay	40	..
Burdwan
Calcutta
Delhi	..	*	55	..
Gauhati
Gorakhpur
Gujarat
Indira Kala Sangeet Vishwavidyalaya	*
Indore
Jabalpur
Jadavpur
Jammu and Kashmir
Jawaharlal Nehru Krishi Vishwavidyalaya
Jiwaji	100	..	N.A.

Jodhpur
Kalyani
Karnatak
Kerala	25	..
Kurukshetra
Lucknow
Madras	49	..	12
Magadh
Marathwada
Mysore
Nagpur	N.A.
North Bengal
Orissa Agriculture and Technology
Osmania	40
Panjab	32
Patna
Poona
Punjab Agricultural
Punjabi	55
Rabindra Bharati	..	N.A.
Rajasthan	30	..
Ranchi
Ravi Shankar
Roorkee
Shivaji
S.V. Vidyapeeth	20
Saugar
S.N.D.T. Women's	32
Sri Venkateswara	..	20	20
Udaipur	15
U.P. Agricultural
Utkal
Varanaseya Sanskrit Vishwavidyalaya
Vikram	52	..
Visva Bharati	25
Total	..	85	..	30	..	115	..	204	262	176

*There is no fixed Intake capacity for these Courses

TABLE X-A—Intake to Professional First Degree Courses in University Teaching Departments and Colleges—concl'd.

1	44	45	46	47	48	49	50	51	52	53
<i>Institutions Deemed to be Universities—</i>										
Birla Institute of Technology & Science
Gujarat Vidyapeeth
Gurukul Kangri Vishwa-vidyalaya
Indian Agricultural Research Institute
Indian Institute of Science
Indian School of International Studies
Jamia Millia Islamia
Kashi Vidyapeeth
Tata Institute of Social Sciences
Total
GRAND TOTAL	..	85	..	30	..	115	..	204	262	176

TABLE X-B—Intake to Professional Post-Graduate Degree Courses in University Teaching Departments and Colleges

University	Engineering and Technology													
	Agriculture		Commerce		Education		Civil		Chemical		Electrical		Mechanical	
	University Teaching Deptts.	Colleges	University Teaching Deptts.	Colleges	University Teaching Deptts.	Colleges	University Teaching Deptts.	Colleges	University Teaching Deptts.	Colleges	University Teaching Deptts.	Colleges	University Teaching Deptts.	Colleges
1	2	3	4	5	6	7	8	9	10	11	12	13	14	15
Agra	..	515	..	1,218	..	79
Aligarh Muslim	30	..	20
Allahabad	*	*	*	*	*	*	*	*	*	*	*	*	*	*
Andhra	45	..	30
Andhra Pradesh Agricultural	..	68
Annamalai	30	..	10	..	31†	..	5
Banaras Hindu	..	60	..	60	..	12	..	36*	..	10
Bangalore
Baroda	*	..	*	..	*	*	..
Bhagalpur	..	40	100
Bihar	100
Bombay	*	..	*	..	36	12	..	12
Bunlwan	140
Calcutta	..	N.A.	..	N.A.	..	30	..	N.A.
Delhi	40	..	20
Gauhati	..	17	..	84	..	50
Gorakhpur	60	..	20
Gujarat	*	*
Indira Kala Sangeet Vishwa- vidyalaya
Indore	175	6
Jabalpur	250	..	20
Jadavpur	20	..	20	..	20	..	20
Jammu & Kashmir	20

* Not available.

TABLE X-B—Intake to Professional Post-Graduate Degree Courses in University Teaching Departments and Colleges—contd.

1	2	3	4	5	6	7	8	9	10	11	12	13	14	15
Jawahar Lal Nehru Krishi Vishwavidyalaya	..	100
Jiwaji	50	..	10
Jodhpur	N.A.
Kalyani	19
Karnatak	..	30	50	..	*
Kerala	..	*	..	*	*	*
Kurukshetra	16
Lucknow	N.A.	..	N.A.
Madras	..	46	28	20	82†
Magadh	40
Marathwada	N.A.	..	N.A.	..	*
Mysore	55	..	30
Nagpur	..	48	..	495	..	30
North Bengal	20
Orissa Agriculture and Technology	..	65
Osmania	40	..	35	..	24
Punjab	..	12	*	33	..	17†
Patna	60	..	30
Poona	..	*	..	*	..	*	..	*	*
Punjab Agricultural Punjabi	..	233
Rabindra Bharati	14
Rajasthan	205	..	10
Ranchi	..	50
Ravi Shankar	180	..	20
Roorkee	134	24	..	36	..
Shivaji	100	..	125	..	10
S.V. Vidyapeeth	..	10	*	30	..	12	6	..	6
Saugar	N.A.	160	..	40
S.N.D.T. Women's	60
Sri Venkateswara
Udaipur	..	60	..	40	..	22
U.P. Agricultural	25
Utkal	32	32	..	10

* Not available.

Visva Bharati	34	..	40
Total	61	1,337	864	3,209	186	689	247	155	5	30	24	44	36	38
<i>Institutions deemed to be Universities—</i>														
Birla Institute of Technology and Science	10
Gujarat Vidyapeeth
Gurukul Kangri Vishwavidyalaya
Indian Agricultural Research Institute	51
Indian Institute of Science	30	..	24	..	34	..	50	..
Indian School of International Studies
Jamia Millia Islamia	15
Kashi Vidyapeeth
Tata Institute of Social Sciences
Total	51	..	10	15	30	..	24	..	34	..	50	..
GRAND TOTAL	112	1,337	874	3,209	186	704	277	155	29	30	58	44	86	38

* There is no fixed Intake Capacity for these Courses.

† Including Electrical and Mechanical.

TABLE X-B--Intake to Professional Post-Graduate Degree Courses in University Teaching Departments and College--contd

University	Engineering and Technology										Law		Medicine	
	Mining		Metallurgy		Textile		Others		Total		Uni- versity Tea- ching Depart- ments.	Colleges	Allopathy	
	Uni- versity Tea- ching Depart- ments.	Colleges	Uni- versity Tea- ching Depart- ments.	Colleges	Uni- versity Tea- ching Depart- ments.	Colleges	Uni- versity Tea- ching Depart- ments.	Colleges	Uni- versity Tea- ching Depart- ments.	Colleges				
	1	16	17	18	19	20	21	22	23	24	25	26	27	28
Agra	35	35	..	35	..	45
Aligarh Muslim	10
Allahabad	20	..	20
Andhra	12	..	12	..	8	..	109
Andhra Pradesh Agri.
Annamalai	36
Banaras Hindu	16	62	..	15	..	*
Bangalore	*	50	..	16
Baroda	N.A.	N.A.	..	*
Bhagalpur
Bihar	246
Bombay	10	480	12	480	82	*	*	..	1,019
Burdwan
Calcutta	N.A.	60
Delhi	*	..	*	..
Gauhati	N.A.
Gorakhpur
Gujara'	20
Indira Kala Sangeet	*	..	*	..
Indore	6	..	22	..	74
Jabalpur	83	83	36
Jadavpur	20	106
Jammu and Kashmir
Jawaharlal Nehru Krishi Vishwavidyalaya

TABLE X-B—Intake to Professional Post-Graduate Degree Courses in University Teaching Departments and Colleges—contd.

1	16	17	18	19	20	21	22	23	24	25	26	27	28	29
<i>Institutions deemed to be Universities—</i>														
Birla Institute of Technology & Science	20	..	20
Gujarat Vidyapeeth
Gurukul Kangri Vishwavidyalaya
Indian Agricultural Research Institute
Indian Institute of Science	20	44	..	202
Indian School of International Studies
Jamia Millia Islamia
Kashi Vidyapeeth
Tata Institute of Social Sciences
Total	20	64	..	322
GRAND TOTAL	20	16	..	45	624	188	1,094	516	75	205	265	2,454

TABLE X-B—Intake to Professional Post Graduate Degree Courses in University Teaching Departments and Colleges contd.

University	Medicine												Veterinary Science	
	Ayurvedic		Unani/Tibbia		Dentistry		Nursing		Pharmacy		Total Medicine		University Teaching Departments	Colleges
	University Teaching Departments	Colleges	University Teaching Departments	Colleges	University Teaching Departments	Colleges	University Teaching Departments	Colleges	University Teaching Departments	Colleges				
1	30	31	32	33	34	35	36	37	38	39	40	41	42	43
Agra	45	..	109
Aligarh Muslim
Allahabad
Andhra	12	..	121
Andhra Pradesh Agricultural
Annamalai
Banaras Hindu	..	20	10	..	30
Bangalore	16
Baroda
Bhagalpur
Bihar	246
Bombay	1,019	..	*
Burdwan
Calcutta	60
Delhi
Gauhati
Gorakhpur
Gujarat
Indira Kala Sangeet Vishwa- vidyalaya
Indore	74
Jabalpur	36
Jadavpur
Jammu & Kashmir
Jawaharlal Nehru Krishi Vishwavidyalaya	30
Jiwaji	42

*Not available.

TABLE X-B—Intake to Professional Post Graduate Degree Courses in University Teaching Departments and Colleges—contd.

1	30	31	32	33	34	35	36	37	38	39	40	41	42	43
Jodhpur
Kalyani
Karnatak	24
Kerala
Kurukshetra	N.A.
Lucknow
Madras	254
Magadh	18
Marathwada
Mysore	90
Nagpur	15
North Bengal
Orissa Agriculture and Technology
Osmania	70
Panjab	18	..	18	245
Patna	250
Poona
Punjab Agricultural Punjabi	18
Rabindrai Bharati
Rajasthan
Ranchi
Ravi Shankar
Roorkee
Shivaji
S. V. Vidyapeeth
Saugar	N.A.
S.N.D.T. Women's
Sri Venkateswara	14
Udaipur	100
U.P. Agricultural Utkal	90
Varanaseya Sanskrit Vishwa- vidyalaya
Vikram	20
Visva Bharati
Total	20	18	22	283	2,496	..	176

<i>Institutions deemed to be Universities—</i>														
Birla Institute of Technology & Science	10	..	10
Gujarat Vidyapeeth
Gurukul Kangri Vishwavidyalaya
Indian Agricultural Research Institute
Indian Institute of Science
Indian School of International Studies
Jamia Millia Islamia
Kashi Vidyapeeth
Tata Institute of Social Sciences
Total	10	..	10
GRAND TOTAL	..	20	28	22	293	2,496	..	176

*There is no fixed Intake Capacity for these Courses.

TABLE X-B—Intake to Professional Post-Graduate Degree Courses in University Teaching Departments and Colleges—contd

University	Fine Arts									
	Music and Dancing		Others		Total Fine Arts		Physical Education		Others	
	Uni. Teaching Deptts.	Colleges	Uni. Teaching Deptts.	Colleges	Uni. Teaching Deptts.	Colleges	Uni. Teaching Deptts.	Colleges	Uni. Teaching Deptts.	Colleges
1	44	45	46	47	48	49	50	51	52	53
Agra
Aligarh Muslim
Allahabad
Andhra	25
Andhra Pradesh Agricultural
Annamalai	N.A.
Banaras Hindu	..	10	10
Bangalore
Baroda	40
Bhagalpur
Bihar
Bombay
Burdwan
Calcutta
Delhi	25	40
Gauhati
Gorakhpur
Gujarat	*	..
Indira Kala Sangeet Vishwavidyalaya	..	N.A.
Indore
Jabalpur	30
Jadavpur
Jammu & Kashmir
Jawaharlal Nehru Krishi Vishwavidyalaya	15
Jiwaji
Jodhpur

Kalyani
Karnatak
Kerala
Kurukshetra
Lucknow
Madras
Magadh
Marathwada
Mysore
Nagpur
North Bengal
Orissa Agriculture and Technology
Osmania	52
Panjab	6	25
Patna
Poona
Punjab Agricultural
Punjabi	15
Rabindra Bharati	..	N.A.
Rajasthan
Ranchi
Ravi Shankar
Roorkee
Shivaji
S. V. Vidyapeeth
Saugar
S.N.D.T. Women's
Sri Venkateswara
Udaipur	85
U. P. Agricultural
Utkal
Varanaseya Sanskrit Vishwa- vidyalaya
Vikram
Visva Bharati
Total	..	10	10	6	30	25	297	..

*There is no fixed Intake Capacity for the Courses.

TABLE X-B—Intake to Professional Post-Graduate Degree Courses in University Teaching Departments and Colleges—concl.

1	44	45	46	47	48	49	50	51	52	53
<i>Institutions deemed to be Universities—</i>										
Birla Institute of Technology & Science
Gujarat Vidyapeeth
Gurukul Kangri Vishwa-vidyalaya
Indian Agricultural Research Institute
Indian Institute of Science
Indian School of International Studies
Jamia Millia Islamia
Kashi Vidyapeeth	50
Tata Institute of Social Sciences
Total	50
GRAND TOTAL	10	10	6	30	25	347

TABLE X-C—Intake to Professional Diploma and Certificate Courses in University Teaching Departments and Colleges

University	Engineering and Technology													
	Agriculture		Commerce		Education		Civil		Chemical		Electrical		Mechanical	
	Post- Gra- duate	Under- Gra- duate	Post- Gra- duate	Under- Gra- duate	Post- Gra- duate	Under- Gra- duate	Post- Gra- duate	Under- Gra- duate	Post- Gra- duate	Under- Gra- duate	Post- Gra- duate	Under- Gra- duate	Post- Gra- duate	Under- Gra- duate
1	2	3	4	5	6	7	8	9	10	11	12	13	14	15
Agra
Aligarh Muslim
Allahabad
Andhra
Andhra Pradesh Agricultural
Annamalai	45 (45)
Banaras Hindu
Bangalore
Baroda	30 (0)	..	360 (0)
Bhagalpur
Bihar
Bombay	299 (0)
Bardwan
Calcutta
Delhi
Gauhati
Gorakhpur
Gujarat
Indira Kala Sangeet Vishwa- vidyalaya
Indore
Jabalpur	40 (0)
Jadavpur
Jammu & Kashmir

* There is no fixed Intake Capacity for these Courses.

TABLE X-C—Intake to Professional Diploma and Certificate Courses in University Teaching Departments and Colleges—contd.

1	2	3	4	5	6	7	8	9	10	11	12	13	14	15
Jawahar Lal Nehru Krishi Vishwavidyalaya
Jiwaji
Jodhpur	80 (80)
Kalyani	35 (0)
Karnatak
Kerala
Kurukshetra
Lucknow
Madras
Magadh
Marathwada
Mysore
Nagpur	558 (0)	318 (0)
North Bengal
Orissa Agriculture and Technology
Osmania
Panjab
Patna
Poona	600 (0)
Punjab Agricultural
Punjabi
Rabindra Bharati
Rajasthan
Ranchi
Ravi Shankar
Roorkee	86 (86)
Shivaji	207 (0)
S.V. Vidyapeeth	40 (0)

Saugar
S.N.D.T. Women's
Sri Venkateswara
Udaipur	50
							(0)								
U.P. Agricultural
Utkal
Varanaseya Sanskrit Vishwa-															
vidyalaya
Vikram
Visva Bharati
Total	60	638	1,534	136	360
				(60)	(0)	(45)	(86)	(0)							
<i>Institutions deemed to be Universities—</i>															
Birla Institute of Technology
Gujarat Vidyapeeth	40
							(0)								
Gurukul Kangri Vishwa-															
vidyalaya
Indian Agricultural Research															
Institute
Indian Institute of Science
Indian School of International															
Studies
Jamia Millia Islamia	30
							(0)								
Kashi Vidyapeeth
Tata Institute of Social															
Sciences
Total	70
							(0)								
GRAND TOTAL	60	638	1,604	136	360
				(60)	(0)	(45)	(86)	(0)							

NOTE—Figures in parenthesis denote Intake Capacity in University Teaching Departments.

Jabalpur
Jadavpur
Jammu & Kashmir
Jawaharlal Nehru Vishwavidyalaya Jiwaji	16 (0)	..
Jodhpur	30 (30)	..
Kalyani
Karnatak
Kerala
Kurukshetra	N.A.
Lucknow	N.A.
Madras	240 (0)	179 (0)
Magadh
Marathwada
Mysore
Nagpur	34 (0)	34 (0)
North Bengal
Orissa Agriculture and Technology
Osmania	116 (0)
Panjab	40 (0)
Patna	54 (54)
Poona	*
Punjab Agricultural
Punjabi	12 (0)
Rabindra Bharati
Rajasthan	50 (50)
Ranchi
Ravi Shankar
Roorkee	86 (86)

*There is no fixed Intake Capacity for these Courses.

TABLE X-C—Intake to Professional Diploma and Certificate Courses in University Teaching Departments and Colleges—contd.

1	16	17	18	19	20	21	22	23	24	25	26	27	28	29
Shivaji
S.V. Vidyapeeth
Saugar
S.N.D.T. Women's
Sri Venkateswara	34	..
									50				(0)	
Udaipur	(0)
U.P. Agricultural
Utkal	5	..
													(0)	
Varanaseya Sanskrit Vishwa- vidyalaya	7	..
Vikram	(0)	..
Visva Bharati
Total	60	..	284	136	704	320	..	1310	..
						(0)		(250)	(86)	(250)	(80)		(158)	
<i>Institutions deemed to be Uni- versities—</i>														
Birla Institute of Technology & Science
Gujarat Vidyapeeth
Gurukul Kangri Vishwa- vidyalaya
Indian Agricultural Research Institute
Indian Institute of Science
Indian School of International Studies
Jamia Millia Islamia
Kashi Vidyapeeth
Tata Institute of Social Sciences
Total
GRAND TOTAL	60	..	284	136	704	320	..	1310	..
						(0)		(250)	(86)	(250)	(80)		(158)	

University	Medicine—contd.												Veterinary Science	
	Ayurvedic		Unani/Tibbia		Dentistry		Nursing		Pharmacy		Total (Medicine)		Post-Graduate	Under-Graduate
	Post-Graduate	Under-Graduate	Post-Graduate	Under-Graduate	Post-Graduate	Under-Graduate	Post-Graduate	Under-Graduate	Post-Graduate	Under-Graduate	Post-Graduate	Under-Graduate		
1	30	31	32	33	34	35	36	37	38	39	40	41	42	43
Agra
Aligarh Muslim	20 (0)
Allahabad
Andhra	34 (0)
Andhra Pradesh Agricultural
Annamalai
Banaras Hindu
Bangalore	63 (0)
Baroda
Bhagalpur
Bihar	30 (0)
Bombay
Burdwan
Calcutta	591 (0)
Delhi	84 (84)
Gauhati
Gorakhpur
Gujarat
Indira Kala Sangeet Vishwa- vidyalaya
Indore	25 (0)
Jabalpur	25 (0)	25 (0)

TABLE X-C -Intake to Professional Diploma and Certificate Courses in University Teaching Departments and Colleges—contd.

1	30	31	32	33	34	35	36	37	38	39	40	41	42	43
Jadavpur
Jammu & Kashmir
Jawaharlal Nehru Krishi Vishwavidyalaya
Jiwaji	16 (0)
Jodhpur
Kalyani
Karnatak
Kerala
Kurukshetra
Lucknow
Madras	179 (0)
Magadh
Marathwada
Mysore
Nagpur
North Bengal
Orissa Agriculture and Technology
Osmania	116 (0)
Panjab	40 (0)
Patna	54 (54)
Poona
Punjab Agricultural
Punjabi	12 (0)
Rabindra Bharti
Rajasthan
Ranchi
Ravi Shankar
Roorkee

S.V. Vidyapeeth
Saugar
S.N.D.T. Women's
Sri Venkateswara	34
													(0)			
Udaipur
U.P. Agricultural
Utkal	5
													(0)			
Varanaseya Sanskrit Vishwa-																
vidyalaya	7
Vikram	(0)
Visva Bharati
												
Total	1,310	25
													(158)	(0)		
<i>Institutions deemed to be Universities—</i>																
Birla Institute of Technology & Science
Gujarat Vidyapeeth
Gurukul Kangri Vishwa-vidyalaya
Indian Agricultural Research Institute
Indian Institute of Science
Indian School of International Studies
Jamia Millia Islamia
Kashi Vidyapeeth
Tata Institute of Social Sciences
												
Total
												
GRAND TOTAL	1,310	25
													(158)	(0)		

Note—Figures in parenthesis denote Intake Capacity in University Teaching Departments.
*There is no fixed Intake Capacity for these Courses.

TABLE X-C—Intake to Professional Diploma and Certificate Courses in University Teaching Departments and Colleges— contd.

University	Fine Arts						Physical Education		Others	
	Music and Dancing		Others		Total Fine Arts		Post-Graduate	Under-Graduate	Post-Graduate	Under-Graduate
	Post-Graduate	Under-Graduate	Post-Graduate	Under-Graduate	Post-Graduate	Under-Graduate				
1	44	45	46	47	48	49	50	51	52	53
Agra
Aligarh Muslim	40 (40)	175 (175)
Allahabad	N.A.
Andhra	30 (0)	..
Andhra Pradesh Agricultural
Annamalai	..	*
Banaras Hindu	150 (0)	..	50 (0)	..	200 (0)	15 (0)	..
Bangalore
Baroda	..	200 (0)	..	*	..	200 (0)	15 (0)
Bhagalpur
Bihar
Bombay	60 (60)	..
Burdwan
Calcutta	190 (0)	131 (0)
Delhi	70 (0)	..
Gauhati	*
Gorakhpur	40 (40)
Gujarat	..	50 (0)	50 (0)

Indira Kala Sangest Vishwa vidyalaya	N.A.
Indore
Jabalpur
Jadavpur
Jammu & Kashmir
Jawahar Lal Nehtu Krishi Vishwavidyalaya	50
Jiwaji	(0)	60
Jodhpur	(60)
Kalyani	24 (24)
Karnatak	25 (25)
Kerala	N.A.
Kurukshetra
Lucknow
Madras
Magadh
Marathwada
Mysore	13	206	..	32
Gagpur	(0)	(0)	..	(0)
North Bengal
Orissa Agriculture and Technology	40	..	140
Osmania	(0)	..	(0)
Panjab	16 (16)	..	68 (68)
Patna	..	10 (10)	10 (10)
Poona	..	*	40 (40)
Punjab Agricultural	210 (0)
Punjabi	55 (0)

*There is no fixed Intake Capacity for these Courses.

TABLE X-C—Intake to Professional Diploma and Certificate Courses in University Teaching Departments and Colleges—contd.

1	44	45	46	47	48	49	50	51	52	53
Rabindra Bharati Rajasthan	N.A.
Ranchi	150 (30)
Ravi Shankar
Roorkee
S.V. Vidyapeeth
Saugar
Shivaji	35 (0)	..
S.N.D.T. Women's
Sri Venkateswara
Udaipur
U.P. Agricultural
Utkal
Varanaseya Sanskrit Vishwa- vidyalaya
Vikram
Visva Bharati	..	*	N.A. 20 (0)
Total	150 (0)	260 (10)	50 (0)	..	200 (0)	260 (10)	135 (40)	63 (0)	919 (233)	833 (305)
<i>Institutions deemed to be Universities—</i>										
Birla Institute of Technology & Science
Gujarat Vidyapeeth
Gurukul Kangri Vishwa- vidyalaya
Indian Agricultural Research Institute
Indian Institute of Science
Indian School of International Studies

TABLE XI-A—Number of Foreign Students in Indian Universities by Countries

University	Africa													Total
	Ethiopia	Ghana	Kenya	Malawi	Mau-land ritius	Nigeria	Rhodesia	South Africa	Sudan	Tanzania	U.A.R.	Uganda	Un-specified	
1	2	3	4	5	6	7	8	9	10	11	12	13	14	15
Agra	1	..	1	6	8
Aligarh Muslim	4	1	5	..	2	..	2	2	3	12	..	5	..	36
Allahabad	2	2	4
Andhra	4	2	..	6
Andhra Pradesh Agricultural	1	1
Annamalai
Banaras Hindu	1	..	2	1	6	10
Bangalore	3	1	2	..	1	1	..	8
Baroda	194	..	1	..	3	5	..	110	..	134	3	450
Bihar
Bombay	4	2	407	2	13	2	8	148	4	207	..	130	12	939
Burdwan
Calcutta	5	..	1	4	1	12	1	9	33
Delhi	6	1	43	6	37	3	5	3	2	17	3	13	..	139
Gauhati	2	2
Gujarat
Indira Kala Sangeet Vishwa-vidyalaya
Indore	4	1	4	4	13
Jabalpur	1	1
Jadavpur	2	2
Jawaharlal Nehru Krishi Vishwavidyalaya
Jiwaji	2	2
Karnatak
Kerala	7	..	2	3	..	4	..	3	..	19
Lucknow	2	2	4	..	1	13	5	27
Madras	..	1	1	..	4	5	1	..	1	21	34
Magadh
Marathwada	1	1	1
Mysore	6	1	7	14
Nagpur	2	4	9	..	2	1	18
North Bengal
Orissa

TABLE XI-A—Number of Foreign Students in Indian Universities by Countries—contd.

1	2	3	4	5	6	7	8	9	10	11	12	13	14	15
Osmania	2	..	2	..	4
Panjab	51	..	6	18	1	19	34	129
Patna	2	1	4	7	..	1	..	2	..	17
Poona	31	1	16	..	29	11	88
Punjab Agricultural	1	1
Punjabi	3	1	..	4
Rajasthan	6	1	5	2	..	2	..	3	..	2	..	21
Ranchi	4	4
Roorkee	1	1
S.V. Vidyapeeth	55	2	..	30	..	38	..	125
Sangar
Shivaji	2	..	1	2	..	5
S.N.D.T. Women's	3	..	1	1	5
Sri Venkateswara
Udaipur	1	1
U. P. Agricultural
Utkal	1	3	4	8
Varanaseya Sanskrit
Vishwavidyalaya
Vikram	1	1
Visva Bharati	1	1	..	2
Total	14	5	836	13	90	22	22	205	10	439	4	393	130	2,183
<i>Institutions Deemed to be Universities—</i>														
Birla Institute of Technology & Science	6	6
Gurukul Kangri Vishwavidyalaya	1	1
Indian Agricultural Research Institute	4	4
Indian School of International Studies	1	1
Total	1	5	..	6	12
GRAND TOTAL	14	5	836	13	90	22	22	205	10	440	9	393	136	2,195

TABLE XI-A—Number of Foreign Students in Indian Universities by Countries—contd.

University	America							Asia						
	British Guiana	Canada	Jamaica	Trinidad	U.S.A.	West Indies	Total	Aden	Afghanistan	Bhutan	Burma	Cambodia	Ceylon	China
1	16	17	18	19	20	21	22	23	24	25	26	27	28	29
Agra	1	1
Aligarh Muslim	6	1	..
Allahabad
Andhra	1	..	7	..
Andhra Pradesh Agri-cultural
Annamalai	1	..	1	24	..
Banaras Hindu	..	1	4	..	5	1	1	1	1	..
Bangalore	3	1
Baroda	2
Bihar
Bombay	1	3	1	2	7	11	4	..	6	1	10	4
Burdwan	1	..
Calcutta	..	2	1	2	5	1	19	..	4	..
Delhi	1	1	7	9	18	..	1	1	4	5	4	..
Gauhati	..	1	1	..	2	2
Gujarat	1	..
Indira Kala Sangeet Vishwavidyalaya	2	..
Indore
Jadavpur	1	..	1	..
Jawaharlal Nehru Krishi
Jiwaji
Karnatak	2	..
Kerala	1
Lucknow	1	5	..	6	1	..	7	..
Madras	3	1	2	..	6	4	..	100	..
Magadh
Marathwada
Mysore	2	11	1
Nagpur	1	..
North Bengal	..	3	1	..	4	1
Orissa Agriculture & Technology

TABLE XI-A—Number of Foreign students in Indian Universities by Countries—contd.

1	16	17	18	19	20	21	22	23	24	25	26	27	28	29
Osmania	1	10	..	11	..	1
Panjab	2	2	1	..	1	..
Patna	1	2	..
Poona	1	1	..	2	6	..	3	..
Punjabi
Rajasthan	1	..	1	1	..	1	..
Ranchi	2	1
Roorkee	1
S.V. Vidyapeeth	1	1
Saugar
S.N.D.T. Women's
Shivaji
Sri Venkateswara	1	..
Udaipur
U.P. Agricultural
Utkal	1	2
Varanaseya Sanskrit
Vishwavidyalaya
Vikram	1	..
Visva Bharati	1	1	1	3	1	3
Total . . .	7	10	1	7	35	14	74	20	9	7	53	7	190	9
<i>Institutions Deemed to be Universities—</i>														
Birla Institute of Technology & Science
Gurukul Kangri Vishwavidyalaya
Indian Agricultural Research Institute	1	1	3	2
Indian School of International Studies	1	..	1
Total	1	1	1	3	2
GRAND TOTAL . . .	7	11	1	7	36	15	77	20	9	7	55	7	190	9

TABLE XI-A—Number of Foreign Students in Indian Universities by Countries—contd.

University	Indonesia	Iran	Iraq	Japan	Jordan	Korea	Malaysia	Nepal	Pakistan	Philippines	Sikkim	Singapore
I	30	31	32	33	34	35	36	37	38	39	40	41
Agra	2	9
Aligarh Muslim	3	..	1	..	12	5
Allahabad	1	5	7	3	..
Andhra	1	5	3
Andhra Pradesh Agricultural
Annamalai	1	5
Banaras Hindu	1	..	1	2	1	81	1
Bangalore	1	6	4	1	..
Baroda	1	1	8
Bihar	233
Bombay	2	24	2	2	9	..	44	7	5	5
Burdwan	2	1
Calcutta	1	1	..	47	37	272	..	15	1
Delhi	6	15	3	7	11	2	16	13	1	6	1	3
Gauhati	2	9	..	1	..
Gujarat
Indira Kala Sangeet Vishwavidyalaya
Indore	3	2
Jabalpur	1	1	..
Jadavpur	8
Jawaharlal Nehru Krishi Vishwavidyalaya
Jiwaji	1	3
Karnatak
Kerala	2	13	13
Lucknow	1	14	13	2
Madras	1	1	272	2	26
Magadh	8
Marathwada	3
Mysore	25	4	2	..
Nagpur	10	7	2
North Bengal	1	10	10	1	..	1	..
Orissa Agriculture and Technology	30

Osmania
Panjab	92	23	1	..
Patna	2	15	1	..
Poona	..	2	1
Punjab Agricultural	1	6
Punjabi	2	6
Rajasthan	2	..	2
Ranchi	26
Roorkee	25
S.V. Vidyapeeth	..	2
Saugar	2
Shivaji
S.N.D.T. Women's
Sri Venkateswara
Udaipur	19
U.P. Agricultural	2
Utkal	2	1
Varanaseya Sanskrit Vishwavidyalaya
Vikram	1	7	2	..
Visva Bharati	3	2
Total	15	44	11	14	23	2	599	655	297	7	29	38

*Institutions Deemed
to be Universities—*

Birla Institute of Tech- nology & Science	5	11
Gurukul Kangri
Indian Agricultural Research Institute	1	7	1
Indian School of International Studies	1	1	..	1
Total	1	1	1	1	5	18	1
GRAND TOTAL	16	45	12	15	23	2	604	673	298	7	29	38

TABLE XI-A—Number of Foreign Students in Indian Universities by Countries—contd.

University	Asia				Australia & Newzealand				Europe					
	Thailand	Tibet	U.S.S.R.	Total	Australia	Fizi	NewZealand	Total	Belgium	France	Germany	Ireland	Italy	Netherland
1	42	43	44	45	46	47	48	49	50	51	52	53	54	55
Agra	11
Aligarh Muslim	50	4	..	82	..	1	..	1
Allahabad	1	17	..	1	..	1
Andhra	17	..	5	..	5
Andhra Pradesh Agricultural
Annamalai	30	1
Banaras Hindu	23	114	..	1	1	2	1	1	..
Bangalore	16	2	1
Baroda	5	..	1	18	..	3	..	3
Bihar	233
Bombay	6	142	2	16	1	19
Burdwan	4
Calcutta	9	407	..	1	..	1
Delhi	58	..	4	161	1	5	..	6	2	1	3	1	1	..
Gauhati	14
Gujarat	1	..	2	..	2
Indira Kala Sangeet Vishwavidalaya	2
Indore	5
Jabalpur	2
Jadavpur	6	16
Jawaharlal Nehru Krishi Vishwavidyalaya	2	2
Jiwaji	4
Karnatak	1	3
Kerala	29
Lucknow	2	..	5	45
Madras	14	..	1	421	1	19	..	20	..	16	1	..
Magadh	8
Marathwada	3
Mysore	1	46
Nagpur	28

North Bengal	..	2	..	26	4	
Orissa Agriculture and Technology	30	
Osmania	1	16	
Panjab	..	6	..	123	
Patna	..	6	..	27	
Poona	..	11	..	23	
Punjab Agricultural	..	2	..	9	
Punjabi	8	
Rajasthan	..	3	..	9	
Ranchi	..	1	..	30	
Roorkee	26	
S.V. Vidyapeeth	..	2	..	6	
Saugar	2	
Shivaji	..	1	..	1	
S.N.D.T. Women's	
Sri Venkateswara	1	
Udaipur	19	
U.P. Agricultural	2	
Utkal	6	
Varanaseya Sanskrit	..	14	..	14	
Vishwavidalaya	
Vikram	11	
Visva-Bharati	..	6	3	18	
Total	..	215	23	13	2,280	4	54	2	60	3	17	5	6	3	1
<i>Institutions Deemed to be Universities—</i>															
Birla Institute of Technology & Science	..	1	17
Gurukul Kangri
Indian Agricultural Research Institute	..	6	17
Indian School of International Studies	..	1	4
Total	..	8	38
GRAND TOTAL	..	223	23	13	2,318	4	54	2	60	3	17	5	6	3	1

TABLE XI-A—Number of Foreign Students in Indian Universities by Countries—concl'd.

University	Europe				Total	Others	Grand Total
	Poland	Turkey	U. K.	Yugoslavia			
1	56	57	58	59	60	61	62
Agra	20
Aligarh Muslim	..	1	1	8	128
Allahabad	22
Andhra	1	..	1	..	29
Andhra Pradesh Agricultural	1
Annamalai	1	..	32
Banaras Hindu	4	..	6	3	140
Bangalore	2	..	26
Baroda	3	..	3	1	475
Bihar	233
Bombay	7	..	7	10	1,124
Burdwan	4
Calcutta	446
Delhi	1	..	3	2	13	8	345
Gauhati	1	..	19
Gorakhpur
Gujarat	3
Indira Kala Sangeet Vishwa- vidyalaya	2
Indore	18
Jabalpur	3
Jadavpur	1	19
Jawaharlal Nehru Krishi Vishwavidyalaya	2
Jiwaji	6
Karnatak	3
Kerala	1	49
Lucknow	1	..	1	..	79
Madras	1	19	3	503
Magadh	8
Marathwada	2	4
Mysore	62
Nagpur	38
North Bengal	4	..	34
Orissa Agriculture and Tech	30

TABLE XI-B—Number of Foreign Students in Indian Universities by Countries and by Type of Education

Country	General Education							Professional Education							Total	
	Arts			Science				Others	Agri- culture	Com- merce	Edu- cation/ Teacher's Training	Engg. and Tech.	Law	Medicine		Others
	Pre- University I.A.	B.A.	M.A. / P. hd./ D.Sc.	Pre-Uni- versity I.Sc.	B.Sc.	M.Sc. / P. hd./ D.Sc.										
1	2	3	4	5	6	7	8	9	10	11	12	13	14	15	16	
Aden	1	4	2	2	1	1	5	..	1	1	2	..	20	
Afganistan	..	4	..	2	2	..	1	..	9	
Australia	3	1	4	
Belgium	..	1	2	3	
Bhutan	..	1	1	1	..	2	2	7	
British Guiana	..	1	..	1	4	1	7	
Burma	..	2	2	4	3	3	5	..	3	..	33	..	55	
Cambodia	1	1	4	1	7	
Canada	..	5	4	1	..	1	11	
Ceylon	23	10	13	4	23	..	22	4	11	2	10	..	53	15	190	
China	..	1	1	2	1	3	1	9	
Ethiopia	2	4	2	..	2	2	2	14	
Fiji Islands	11	8	2	4	11	..	1	..	1	1	1	..	8	6	54	
France	..	8	..	5	2	..	1	1	..	17	
Germany	..	1	2	1	1	5	
Ghana	..	1	1	..	3	..	5	
Indonesia	..	5	1	1	1	1	2	..	3	2	16	
Iran	4	9	8	8	2	1	3	4	..	5	1	45	
Iraq	..	2	1	2	1	1	..	2	..	3	..	12	
Ireland	..	5	1	6	
Italy	1	1	1	3	
Japan	2	2	9	1	..	1	15	
Jamaica	1	1	
Jordan	..	4	2	8	4	1	..	1	..	3	..	23	
Kenya	71	112	4	247	48	4	37	13	104	6	19	3	138	30	830	
Korea	2	2	
Malaysia	110	29	3	88	70	3	52	8	6	9	8	1	188	23	604	

Malawi	3	1	..	4	1	1	1	..	13
Mauritius	4	34	3	5	16	1	4	..	4	..	0	..	16	..	90
Nepal	63	75	42	45	43	14	13	58	9	..	85	2	137	87	673
Netherland	1	1
New Zealand	1	1	2
Nigeria	4	1	1	16	..	22
Pakistan	110	40	..	94	25	1	24	1	3	298
Philippines	3	3	1	7
Poland	1	1
Rhodesia	2	..	4	7	5	2	1	1	22
Sikkim	2	1	..	1	1	3	..	1	11	..	7	2	29
Singapore	11	4	1	4	9	..	1	..	1	6	1	38
South Africa	10	2	2	110	4	2	1	..	5	1	1	6	59	2	205
Sudan	2	1	4	1	2	10
Tanzania	44	65	4	116	24	4	18	11	44	6	7	..	85	12	440
Thailand	17	76	23	4	13	..	3	15	39	2	8	1	11	11	223
Tibet	14	3	3	3	23
Trinidad	1	1	..	1	2	1	1	7
Turkey	1	1
U.A.R.	2	2	4	1	9
Uganda	44	45	1	86	38	7	16	7	62	12	6	1	55	13	393
U.K.	1	3	..	6	1	..	1	1	3	1	4	21
U.S.A.	8	18	1	2	7	36
U.S.S.R.	1	1	1	4	6	13
West Indies	4	4	..	1	1	3	2	15
Yugoslavia	2	1	3
Other African Countires	8	10	2	5	16	2	17	5	12	..	10	..	48	1	136
Others	1	9	6	18	1	1	1	..	2	..	39
Total	566	616	190	890	367	42	203	139	345	43	187	17	901	244	4,750

TABLE XI-C—Number of Foreign Students in Indian Universities
by Source of Finance

Name of the Country of Origin	Government Scholarship Holders	Other Scholarship Holders	Private	Total
1	2	3	4	5
Aden	1	..	19	20
Afganistan	4	1	4	9
Australia	2	..	2	4
Belgium	1	1	1	3
Bhutan	4	3	..	7
British Guiana	2	1	4	7
Burma	19	5	31	55
Cambodia	3	4	7
Canada	2	2	7	11
Ceylon	21	10	159	190
China	9	9
Ethiopia	4	2	8	14
Fiji Islands	9	7	38	54
France	4	..	13	17
Germany	1	4	5
Ghana	4	1	..	5
Indonesia	4	..	12	16
Iran	3	2	40	45
Iraq	4	..	8	12
Ireland	6	6
Italy	3	3
Japan	6	..	9	15
Jamaica	1	1
Jordan	8	1	14	23
Kenya	30	48	758	836
Korea	2	..	2
Malaysia	59	70	475	604
Malawi	3	4	6	13
Mauritius	18	8	64	90
Nepal	334	231	108	673
Netherland	1	1
New Zealand	1	1	..	2
Nigeria	12	51	6	69

TABLE XI-C—Number of Foreign Students in Indian Universities
by Source of Finance—contd.

Name of the country of Origin	Government Scholarship Holders	Other Scholarship Holders	Private	Total
1	2	3	4	5
Pakistan	2	1	295	298
Philippines	1	..	6	7
Poland	1	1
Rhodesia	6	2	14	22
Sikkim	15	5	9	29
Singapore	2	36	38
South Africa	20	8	177	205
Sudan	2	1	7	10
Tanzania	12	15	413	440
Thailand	28	14	181	223
Tibet	20	..	3	23
Trinidad	2	..	5	7
Turkey	1	1
U.A.R.	5	..	4	9
Uganda	12	15	366	393
U.K.	8	..	13	21
U.S.A.	3	22	11	36
U.S.S.R.	8	3	2	13
West Indies	6	4	5	15
Yugoslavia	3	3
Other African Countries	31	17	88	136
Others	12	2	25	39
Total	755	519	3,476	4,750

TABLE XII—Number of Teachers in University Teaching Departments and Colleges

University	University Teaching Departments		University/Constituent Colleges		Affiliated Colleges		Total		
	Men	Women	Men	Women	Men	Women	Men	Women	All Persons
1	2	3	4	5	6	7	8	9	10
Agra	33	2	3,434	445	3,467	447	3,914
Aligarh Muslim	428	19	5	33	433	52	485
Allahabad	278	30	27	4	218	18	523	52	575
Andhra	293	11	2,193	412	2,486	423	2,909
Andhra Pradesh Agricultural	289	34	289	34	323
Annamalai	356	9	356	9	365
Banaras Hindu	713	92	41	39	754	131	885
Bangalore	167	7	719	290	886	297	1,183
Baroda	645	92	645	92	737
Bhagalpur	51	2	201	42	841	28	1,093	72	1,165
Bihar	287	42	1,154	45	1,441	87	1,528
Bombay	152	14	2,474	778	2,626	792	3,418
Burdwan	93	1,169	125	1,262	125	1,387
Calcutta	716	21	5,626	975	6,342	996	7,338
Delhi	283	26	1,047	534	162	25	1,492	585	2,077
Gauhati	119	8	6	..	2,372	263	2,497	271	2,768
Gorakhpur	190	14	909	11	1,099	25	1,124
Gujarat	58	7	3,147	329	3,205	336	3,541
Indira Kala Sangeet Vishwavidyalaya	9	1	9	1	10
Indore	334	23	168	65	502	88	590
Jabalpur	19	1	6	..	494	162	519	163	682
Jadavpur	306	24	22	1	328	25	353
Jammu & Kashmir	57	3	788	145	845	148	993
Jawaharlal Nehru Krishi Vishwavidyalaya	282	2	282	2	284
Jiwaji	353	31	289	48	642	79	721
Jodhpur	230	56	18	5	248	61	309
Kalyani	100	3	100	3	103
Karnatak	133	..	115	12	1,066	56	1,314	68	1,382

Kerala	103	10	3,200	1,138	3,303	1,148	1,451
Kurukshetra	123	3	30	28	159	31	190
Lucknow	327	30	343	12	237	157	907	199	1,106
Madras	176	10	1,380	609	3,364	831	4,920	1,450	6,370
Magadh	49	1	204	1	706	30	959	32	991
Marathwada	42	1	589	46	631	47	678
Mysore	228	17	1,631	164	1,869	181	2,040
Nagpur	91	6	38	5	1,593	272	1,722	283	2,005
North Bengal	44	385	48	429	48	477
Orissa Agriculture and Technology	140	3	140	3	143
Osmania	669	158	1,027	300	1,696	456	2,154
Panjab	218	13	74	4	3,197	766	3,489	773	4,262
Patna	190	5	428	105	618	110	728
Poona	100	8	918	168	696	55	1,714	231	1,945
Punjab Agricultural	194	2	194	2	196
Punjabi	42	2	322	70	364	72	436
Rabindra Bharati	42	7	42	7	49
Rajasthan	41	3	268	89	1,467	211	1,776	303	2,079
Ranchi	14	..	317	61	955	58	1,286	119	1,405
Ravi Shankar	366	18	317	48	683	66	749
Roorkee	283	3	283	3	286
Shivaji	16	2	1,032	92	1,048	94	1,142
S.V. Vidyapeeth	432	34	432	34	466
Saugar	170	4	897	82	1,067	86	1,153
S.N.D.T. Women's	65	143	52	96	117	239	356
Sri Venkateswara	185	15	929	214	1,114	229	1,343
Udaipur	266	6	111	37	377	43	420
U.P. Agricultural	67	67	..	63
Utkal	44	6	136	6	1,390	191	1,570	203	1,773
Varanaasya Sanskrit Vishwavidyalaya	78	1	78	1	79
Vikram	30	..	547	37	439	72	1,016	109	1,125
Visva Bharati	176	17	176	17	193
TOTAL	5,445	349	15,829	3,571	48,647	8,165	69,921	12,085	82,006

TABLE XII—Number of Teachers in University Teaching Departments and Colleges—contd.

	1	2	3	4	5	6	7	8	9	10
<i>Institutions Deemed to be Universities</i>										
Birla Institute of Technology & Science		193	5	193	5	198
Gujarat Vidyapeeth	20	3	20	3	23
Gurukul Kangri Viswavidyalaya		21	10	21	10	31
Indian Agricultural Research Institute		193	1	193	1	194
Indian Institute of Science		156	7	156	7	163
Indian School of International Studies		23	3	23	3	26
Jamia Millia Islamia	58	4	58	4	62
Kashi Vidyapeeth	56	1	56	1	57
Tata Institute of Social Sciences		12	2	12	2	14
Total		598	18	134	18	732	36	768
GRAND TOTAL		6,043	307	15,963	3,589	48,647	8,165	70,653	12,121	82,774

TABLE XIII—Number of Teachers in Universities and Colleges by Type of Education

University	General Education								Professional Education							
	Arts & Science		Home Science		Others		Total		Agriculture		Commerce		Education		Engg. & Tech.	
	Men	Women	Men	Women	Men	Women	Men	Women	Men	Women	Men	Women	Men	Women	Men	Women
	1	2	3	4	5	6	7	8	9	10	11	12	13	14	15	16
Agra	2,519	379	2,519	379	339	..	169	..	139	53	44	..
Aligarh Muslim	193	37	193	37	13	..	11	5	118	..
Allahabad	327	44	1	2	328	46	33	..	16	..	6	2	87	..
Andhra	1,713	310	1,713	310	4	..	123	..	72	15	150	2
Andhra Pradesh
Agricultural	12	12	170	10
Annamalai	155	6	155	6	23	..	11	..	7	1	89	..
Banaras Hindu	325	108	325	108	31	..	21	..	17	4	165	..
Bangalore	320	197	5	35	43	5	368	237	45	..	21	4	251	4
Baroda	188	30	6	39	194	69	26	1	18	3	154	1
Bhagalpur	911	72	911	72	47	..	40	..	19	..	64	..
Bihar	1,192	82	1,192	82	36	..	46	..	25	1	44	..
Bombay	1,371	590	1,371	590	186	47	40	28	212	4
Burdwan	1,050	117	1,050	117	105	..	22	7	85	1
Calcutta	4,186	865	11	16	4,197	881	6	..	556	1	99	48	322	..
Delhi	1,003	371	..	33	53	5	1,056	409	77	..	15	13	147	1
Gauhati	1,956	253	1,956	253	42	3	93	2	24	4	105	2
Gorakhpur	783	15	783	15	113	..	36	..	91	9	36	1
Gujarat	2,170	273	2,170	273	43	..	320	13	53	16	181	1
Indira Kala San- geet Vishwa- vidyalaya
Indore	252	61	252	61	40	69	1
Jabalpur	233	121	233	121	35	..	53	23	104	2
Jadavpur	166	17	166	17	162	3
Jammu & Kash- mir	544	101	544	101	45	..	15	..	42	10	70	1
Jawaharlal Na- hru Krishi Vishwa- vidyalaya	199	2
Jiwaji	390	54	390	54	39	..	15	1	64	..

TABLE XIII—Number of Teachers in Universities and Colleges by Type of Education—contd.

1	2	3	4	5	6	7	8	9	10	11	12	13	14	15	16	17
Jodhpur	133	55	133	55	26	1	18	5	56	..
Kalyani	50	50	..	37	8	3
Karnatak	859	49	859	49	28	..	09	4	46	2	115	..
Kerala	2,360	975	2,360	975	39	3	140	..	127	46	304	19
Kurukshetra	124	24	..	1	..	4	128	25	31	6
Lucknow	496	170	7	503	170	31	..	8	15
Madras	2,996	1,058	..	34	2,996	1,092	97	2	109	..	128	69	520	3
Magadh	842	31	842	31	41
Marathwada	449	37	449	37	32	1	40	1	18	3	32	..
Mysore	1,016	150	1,016	150	74	1	62	9	387	1
Nagpur	945	213	..	6	945	219	132	..	258	6	94	23	108	1
North Bengal	342	41	342	41	20	1	22	6	45	..
Orissa Agriculture and Technology	10	1	10	1	73	2
Oomania	973	281	973	281	83	..	51	40	215	1
Panjab	2,580	587	3	13	2	2	2,585	602	33	1	30	..	188	94	278	..
Patna	435	97	435	97	21	..	14	6	50	..
Poona	049	166	949	166	150	1	153	10	50	10	114	..
Punjab Agricultural	137	2
Punjabi	110	32	28	..	8	1	146	33	10	..	24	13	69	..
Rabindra Bharati	15	1	15	1
Rajasthan	1,172	255	2	1	1,174	256	29	..	192	..	95	6	19	..
Ranchi	640	98	640	98	49	..	84	8	13	..	366	1
Ravi Shanker	428	57	428	57	63	..	28	5	80	..
Roorkee	33	2	33	2	250	1
Shivaji	698	73	698	73	31	..	96	3	56	9	109	1
S. V. Vidyapeeth	195	27	195	27	71	..	28	2	17	2	87	3
Saugar	804	63	3	17	807	80	77	..	73	5	7	..
S.N.D.T. Women's	78	142	2	49	80	191	20	30
Sri Venkateswara	712	161	..	7	712	168	16	..	34	5	109	2
Udaipur	134	27	6	8	140	35	134	3	10	1	15	4
U. P. Agricultural	27	7	..
Utkal	1,122	166	1,122	166	142	..

Varanaseya Saha- krit Vishwa- vidyalaya .	74	1	4	..	78	1
Vikram .	636	85	636	85	77	..	83	10	95	..
Visva Bharati	104	9	104	9	8	13	1
Total .	44,428	9,234	72	272	149	17	44,649	9,523	2,238	30	3,788	102	2,191	677	6,287	62

Institutions Deemed to be Universities—

Birla Institute of Technology & Science .	50	5	50	5	8	129	..
Gujarat Vidya- peeth .	14	2	14	2	6	1
Gurukul Kangri Vishwavidya- laya .	21	10	21	10
Indian Agricul- tural Resea- rch Institute	193	1
Indian Institute of Science .	50	6	50	6	106	1
Indian School of International Studies	23	3	23	3
Jamia Millia Islamia .	27	27	31	4
Kashi Vidy- peeth .	46	46
Tata Institute of Social Sciences
Total .	208	23	23	3	231	26	193	1	6	..	37	5	235	1
GRAND TOTAL .	44,636	9,257	72	272	172	20	44,880	9,549	2,431	31	3,794	102	2,228	682	6,522	63

TABLE XIII—Number of Teachers in Universities and Colleges by Type of Education—contd.

University	Professional Education																Other Education		Total	
	Law		Medicine		Vet. Sc.		Fine Arts		Physical Education		Others		Total		Men	Women	Men	Women		
	Men	Women	Men	Women	Men	Women	Men	Women	Men	Women	Men	Women	Men	Women						
1	18	19	20	21	22	23	24	25	26	27	28	29	30	31	32	33	34	35		
Agra	76	..	75	14	63	43	1	948	68	3,467	447		
Aligarh Muslim	13	..	30	10	3	..	188	15	52	..	433	52		
Allahabad	15	..	27	4	8	..	3	195	6	523	52		
Andhra	7	..	412	96	4	..	1	..	773	113	2,486	423		
Andhra Pradesh																				
Agricultural	119	12	289	22	289	34		
Annamalai	130	1	71	2	356	9		
Banaras Hindu	16	..	120	15	24	4	5	..	399	23	30	..	754	131		
Bangalore	46	..	155	52	518	60	886	297		
Baroda	13	..	75	7	66	5	5	3	72	4	429	23	22	..	645	92		
Bhagalpur	12	182	1,093	72		
Bihar	22	..	76	4	249	5	1,441	87		
Bombay	90	4	461	66	40	217	53	1,255	202	2,626	792		
Burdwan	212	8	1,262	125		
Calcutta	63	1	878	44	41	3	42	3	138	15	2,145	115	6,342	996		
Delhi	28	1	109	97	60	64	436	176	1,492	585		
Gauhati	11	..	206	7	56	4	..	541	18	2,497	271		
Gorakhpur	40	316	10	1,099	25		
Gujarat	79	1	251	18	34	7	73	7	2	..	1,035	63	3,205	336		
Indira Kala Sangeet Vishwavidyalaya	0	1	9	1	9	1		
Indore	13	1	128	25	250	27	502	88		
Jabalpur	14	..	78	17	284	42	2	..	519	163		
Jadavpur	162	8	328	25		
Jammu & Kashmir	74	17	246	28	55	19	845	148		
Jawahar Lal Nehru Krishi Vishwavid- yalaya	83	282	2	282	2		
Jiwaji	6	..	96	21	32	3	252	25	642	79		

Jodhpur	15	115	6	248	61	
Kalyani	5	50	3	100	3	
Karnatak	36	..	153	13	8	..	455	19	1,314	68	
Kerala	16	..	236	103	38	1	14	..	914	172	29	1	3,303	1,148	
Kurukshetra	31	6	159	31	
Lucknow	22	2	343	12	404	29	907	199	
Madras	27	1	830	258	95	8	10	1	..	1,816	342	103	16	4,920	1,450	
Magadh	23	53	1	117	1	959	32	
Marathwada	7	..	63	5	182	10	631	47	
Mysore	21	..	299	20	843	31	1,859	181	
Nagpur	22	..	98	26	39	26	8	777	64	1,722	283	
North Bengal	87	7	429	48	
Orissa Agricultural and Technology	57	130	2	140	3	
Osmania	30	2	319	132	15	1	10	1	723	177	1,696	458
Panjab	16	1	241	67	6	2	72	2	864	167	40	4	3,489	773
Patna	8	..	88	7	2	183	13	618	110	
Poona	16	..	233	38	49	6	765	65	1,714	231	
Punjab Agricul- tural	57	194	2	104	2	
Punjabi	95	22	20	4	..	218	39	364	72	
Rabindra Bharati	27	6	27	6	42	7	
Rajasthan	21	..	242	40	4	1	602	47	1,776	303	
Ranohi	15	..	96	12	23	646	21	1,286	119	
Ravi Shanker	44	..	40	4	255	9	683	66	
Roorkee	250	1	283	3	
Shivaji	13	..	45	8	350	21	1,048	94	
S. V. Vidyapeeth	6	14	237	7	432	34	
Saugar	77	..	5	21	1	260	6	1,067	86	
S.N.D.T. Women's	17	18	37	48	117	239	
Sri Venkateswara	190	45	16	9	365	61	37	..	1,114	229	
Udaipur	3	33	42	..	237	8	377	43	
U. P. Agricultural	15	67	67	..	
Utkal	11	..	201	34	448	37	1,570	203	
Varanaseya Sanskrit Vishwavidyalaya	78	1	
Vikram	15	..	106	14	4	..	380	24	1,016	109	
Visva Bharati	28	5	23	2	72	8	176	17	
Total	1,028	14	7,164	1,374	869	32	285	39	100	13	876	177	24,826	2,520	446	42	69,921	12,085

TABLE XIII—Number of Teachers in Universities and Colleges by Type of Education—concl'd.

1	18	19	20	21	22	23	24	25	26	27	28	29	30	31	32	33	34	35
<i>Institutions Deemed to be Universities—</i>																		
Birla Institute of Technology and Science	8	..	143	193	5
Gujarat Vidyapeeth	6	1	20	3
Gurukul Kangri Vishwavidyalaya	21	10
Indian Agricultural Research Institute	193	1	193	1
Indian Institute of Science	106	1	156	7
Indian School of International Studies	23	3
Jamia Millia Islamia	31	4	58	4
Kashi Vidyapeeth	1	10	1	10	1	56	1
Tata Institute of Social Sciences	12	2	12	2	12	2
Total	30	3	501	10	732	36
GRAND TOTAL	10,28	14	7,164	1,374	869	32	285	39	100	13	906	180	25,327	2,530	446	42	70,653	12,121

TABLE XIV—Distribution of Teachers by Basic Pay Drawn.

A—University Teaching Departments

University	Total	Honorary and Part- Time	Full Time										
			Rs. 100 and below	101— 200	201— 300	301— 400	401— 500	501— 600	601— 700	701— 800	801— 900	901— 1,000	Rs. 1,000 and above
1	2	3	4	5	6	7	8	9	10	11	12	13	14
Agra
Aligarh Muslim	447	36	37	122	92	52	47	23	5	33
Allahabad	308	10	..	1	3	42	95	47	73	14	8	1	14
Andhra
Andhra Pradesh Agricultural
Annamalai	365	2	..	50	69	74	72	43	16	11	4	..	24
Banaras Hindu
Bangalore	174	2	13	48	41	42	18	3	3	1	3
Baroda
Bhagalpur	53	1	..	2	21	8	15	2	..	3	1
Bihar
Bombay	166	33	..	1	16	23	11	14	6	15	17	8	22
Burdwan	93	22	2	7	15	15	5	8	9	3	7
Calcutta
Delhi	309	6	15	48	70	25	39	63	10	33
Gauhati	127	1	16	55	16	4	10	3	8	14
Gorakhpur	204	4	4	23	117	21	12	4	3	1	15
Gujarat	65	17	16	5	8	6	3	1	2	4
Indira Kala Sangeet Vishwavidyalaya	10	6	4
Indore
Jabalpur	20	7	1	2	5	1	4
Jadavpur
Jammu & Kashmir	60	22	12	3	11	3	2	2	5
Jawahar Lal Nehru Krishi Vishwa- Jvidyalaya

TABLE XIV—Distribution of Teachers by Basic Pay Drawn—contd.

A—University Teaching Departments—contd.

	1	2	3	4	5	6	7	8	9	10	11	12	13	14
Jiwaji
Jodhpur	..	286	13	16	79	115	26	20	10	2	5	..
Kalyani	..	103	1	44	20	12	9	10	4	3
Karnatak	..	133	2	18	20	38	8	12	9	15	5	6
Kerala	..	113	13	3	18	21	21	6	6	12	3	10
Kurukshetra	..	126	10	33	36	16	10	6	4	3	8
Lucknow	..	357	6	5	3	12	17	94	60	82	36	12	6	24
Madras	..	186	16	30	18	34	21	11	10	11	9	26
Magadh	..	50	8	12	7	10	3	2	3	1	1	3
Marathwada	..	43	5	9	4	9	6	7	2	1
Mysore
Nagpur	..	97	13	..	4	..	16	25	12	6	7	9	2	3
North Bengal	..	44	1	20	8	4	4	3	1	2	1
Orissa Agricultural and Technology
Osmania
Panjab	..	231	..	3	4	5	22	59	32	28	28	16	6	28
Patna	..	195	2	32	34	33	12	17	14	9	14	28
Poona	..	108	..	1	1	20	6	20	21	7	3	14	4	11
Punjab Agricultural
Punjabi	..	44	6	21	1	4	4	..	1	7
Rabindra Bharati	..	49	..	2	9	14	6	4	6	6	..	1	..	1
Rajasthan	..	44	0	1	6	11	1	..	2	3	4	10
Ranohi	..	14	1	3	1	4	..	5
Ravi Shankar
Roorkee	..	286	1	12	28	66	49	17	39	32	12	30
Shivaji	..	18	6	5	3	..	1	1	1	..	1
S. V. Vidyapeeth	..	406	20	6	82	216	57	34	11	16	10	5	4	5
Saugar	..	174	5	..	4	2	44	43	23	23	9	2	8	11
S.N.T.D. Women's
Sri Venkateswara
Udaipur Agricultural
U. P. Agricultural	..	67

Utkal	50	15	12	3	..	2	5	2	4	7
Varanaseya Sanskrit Vishwavidyalaya	79	23	21	2	26	7
Vikram	30	2	..	16	8	4
Visva Bharati
Total	5,794	157	17	221	655	810	1,411	746	524	387	307	130	420

Institutions Deemed to be Universities—

Birla Institute of Technology and Science	198	..	2	19	24	18	36	43	16	12	6	1	21
Gujarat Vidyapeeth
Gurukul Kangri Vishwavidyalaya	21	2	9	8	2
Indian Agricultural Research Institute	194	14	..	14	..	145	21
Indian Institute of Science	163	5	39	10	23	22	31	12	8	23
Indian School of International Studies	26	7	3	..	1	4	3	1	7
Jamia Millia Islamia
Kashi Vidyapeeth
Tata Institute of Social Sciences	14	3	1	2	1	2	1	2	2
Total	616	12	2	19	52	65	66	68	185	39	22	12	74
GRAND TOTAL	6,410	169	19	240	707	875	1,477	814	709	426	329	151	494

TABLE XIV—Distribution of Teachers by Basic Pay Drawn—contd.
B—University/Constituent Colleges—contd.

1	2	3	4	5	6	7	8	9	10	11	12	13	14
<i>Institutions Deemed to be Universities—</i>													
Birla Institute of Technology and Science
Gujarat Vidyapeeth	23	..	1	4	14	..	1	2	1
Gurukul Kangri Vishwavidyalaya	10	..	1	2	6	1
Indian Agricultural Research Institute
Indian Institute of Science
Indian School of International Studies
Jamia Millia Islamia	62	6	15	19	9	7	3	1	..	1	1
Kashi Vidyapeeth	57	2	..	1	..	5	46	1	2
Tata Institute of Social Sciences
Total	152	2	2	13	35	24	56	9	4	3	..	1	3
GRAND TOTAL	19,522	2,161	220	1,574	3,769	3,724	2,953	1,690	1,135	719	528	322	757

TABLE XIV—Distribution of Teachers by Basic Pay Drawn—contd.
C—Affiliated/Associated Colleges

University	Total	Hony./ Part Time	Full Time										
			Rs. 100 and below	101— 200	201— 300	301— 400	401— 500	501— 600	601— 700	701— 800	801— 900	901— 1,000	1,000 and above
1	2	3	4	5	6	7	8	9	10	11	12	13	14
Agra	3,879	48	9	70	1,640	1,121	503	193	100	57	51	23	64
Aligarh Muslim
Allahabad	236	10	..	7	63	62	45	16	11	11	2	..	9
Andhra	2,605	22	97	782	856	360	195	97	95	52	22	11	15
Andhra Pradesh Agricultural
Annamalai
Banaras Hindu	80	8	1	7	31	18	8	3	1	1	2
Bangalore
Baroda
Bhagalpur	869	14	..	83	439	205	64	12	25	10	10	1	6
Bihar	1,199	4	52	206	456	238	109	18	45	9	36	2	24
Bombay
Burdwan	1,294	126	70	250	446	215	64	53	31	20	7	5	7
Calcutta	6,601	1,285	193	1,260	1,656	868	467	253	210	135	86	61	127
Delhi	187	17	6	41	87	22	7	..	2	1	4
Gauhati	2,635	284	30	398	936	515	240	59	32	61	49	..	31
Gorakhpur	920	69	..	30	498	204	72	10	7	11	12	3	4
Gujarat	3,476	401	106	716	1,099	658	190	104	65	39	14	23	61
Indira Kala Sangeet Vishwavidyalaya
Indore	233	41	1	14	79	64	22	6	1	..	1	3	1
Jabalpur	656	29	2	21	179	236	66	45	31	9	10	11	15
Jadavpur	23	14	8	1
Jammu & Kashmir	933	6	30	95	261	240	152	64	19	19	10	8	29
Jiwaji	337	7	9	16	151	92	37	9	1	2	6	4	3
Jodhpur	23	1	5	12	3	2
Kalyani
Karnatak	1,122	63	18	204	400	246	65	38	34	27	17	11	..
Kerala	4,338	59	84	1,085	1,218	917	496	180	115	64	64	20	36

TABLE XIV—Distribution of Teachers by Basic Pay Drawn—concl'd.
C—Affiliated/Associated Colleges

	1	2	3	4	5	6	7	8	9	10	11	12	13	14
Kurukshetra
Lucknow	394	25	35	19	148	94	35	31	3	2
Madras	4,195	52	11	1,048	1,676	667	296	171	125	50	43	5	51	..
Magadh	736	40	2	164	295	168	29	8	11	7	4	4	4	..
Marathwada	635	17	9	99	282	104	52	33	12	10	3	3	11	..
Mysore	1,795	51	10	247	503	458	165	217	34	68	17	7	18	..
Nagpur	1,865	84	27	367	664	271	193	99	64	47	22	6	21	..
North Bengal	433	52	1	92	132	71	28	20	9	14	7	2	5	..
Orissa Agriculture and Technology
Osmania	1,327	100	2	203	380	303	101	62	70	34	15	23	34	..
Panjab	3,953	63	25	689	1,631	716	358	143	67	115	22	28	96	..
Patna
Poona	751	54	17	150	286	165	38	19	15	4	2	..	1	..
Punjab Agricultural
Punjabi	392	7	4	16	66	95	65	27	38	10	28	8	28	..
Rabindra Bharati
Rajasthan	1,678	17	82	109	268	519	417	133	33	30	27	11	32	..
Ranohi	1,013	52	24	92	235	176	162	116	51	35	13	7	50	..
Ravi Shanker	365	47	1	18	164	97	17	3	2	..	10	5	1	..
Roorkee
Shivaji	1,164	83	38	191	358	239	105	56	23	4	7	4	16	..
S. V. Vidyapeeth
Saugar	979	110	18	53	327	294	84	44	19	..	14	6	10	..
S. N. D. T. Women's	148	67	2	15	43	16	1	1	1	2
Sri Venkateswara	1,143	3	6	361	374	113	130	43	46	33	21	4	9	..
Udaipur	148	10	2	11	31	54	20	8	2	2	1	..	3	..
U. P. Agricultural
Utkal	1,581	17	2	47	668	403	132	79	70	90	19	15	39	..
Varanaseya Sanskrit Veshwavidyalaya
Vikram	511	27	1	25	125	172	91	21	6	13	8	7	15	..
Visva Bharati
Total	56,812	3,485	1,021	9,260	19,079	11,501	5,413	2,519	1,537	1,097	686	333	681	..

TABLE XV—Pay Scales of Teachers in University Teaching Departments,
Constituent Colleges and Affiliated/Associated Colleges

A—University Teaching Departments and Constituent Colleges—*contd.*

University	Lecturer	Reader	Professor
1	2	3	4
Agra	400—30—640—EB— 40—800	700—40—1,100	1,000—50—1,500
Aligarh Muslim	400—30—640—EB— 40—800	700—40—1,100	1,000—50—1,500
Allahabad	400—30—640—EB— 40—800	700—40—1,100	1,000—50—1,500
Andhra	400—30—640—EB— 40—800	700—40—1,100	1,000—50—1,500
Andhra Pradesh Agri- cultural	350—750	600—900	800—1250
Annamalai	(i) 250—20—490—10— 500 (ii) 350—350—380— 380—30—590—30— 770—40—850 (Engg.)	(i) 500—25—800 (ii) 600—40—1,000 —50—1,150 (Engg.)	(i) 800—50—1,250 (ii) 1,000—50—1,500 (Engg.)
Banaras Hindu	400—30—640—40— 800	700—40—1,100	1,000—50—1,500
Bangalore	230—20—350—25— 500	300—20—400—25 —600	(i) 600—40—1,000 (ii) 400—30—700
Baroda	(i) 250—25—500 (ii) 350—30—590— EB—30—770—40— 850 (Engg.) (iii) 500—30—800 (Medicine)	(i) 500—25—800 (ii) 600—40—1,000 —50—1,100 (Engg.)	(i) 800—50—1,250 (ii) 1,000—50— 1,500 (Engg.)
Bhagalpur	400—30—640—EB— 40—800	700—40—1,100	1,000—50—1,500
Bihar	400—30—640—40 800	700—40—1,100	1,000—50—1,500
Bombay	(i) 400—30—640—40— 800 (ii) 220—800	(i) 700—40—1,100	(i) 1,000—50—1,500 (ii) 1,600—100— 1,800 (iii) 350—1,100
Burdwan	400—30—640—40— 800	700—40—1,100	1,000—50—1,500
Calcutta	400—30—640—40— 800	700—40—1,100	1,000—50—1,500
Delhi	(i) 300—25—350 (ii) 400—30—640— 40—800	700—40—1,100	1,000—50—1,500
Guahati	400—30—640—EB—40 —800	700—40—1,100	1,000—50—1,500
Orakhpur	400—30—640—40—800	700—40—1,100	1,000—50—1,500
Gujarat	250—25—500	500—25—800	800—50—1,250

TABLE XV—Pay Scales of Teachers in University Teaching Departments,
Constituent Colleges and Affiliated/Associated Colleges—contd.

A—University Teaching Departments and Constituent Colleges—contd.

1	2	3	4
Indira Kala Sangeet Vishwavidyalaya	225—250—20—350— 20—470—485—500	400—25—550— EB—25—800	800—40—1,000
Indore	(i) 275—275—300— 15—405—20—425— 25—575 (ii) 360—700	600—40—1,000—EB —50—1,150	(i) 550—950 (ii) 1,000—40—1,200
Jabalpur	400—30—640—40— 800	700—40—1,100	1,000—50—1,500
Jadavpur	(i) 400—30—640— EB—40—800 (ii) 200—20—500	(i) 700—40—1,100 (ii) 600—40—1,000 —50—1,100	(i) 1,000—100—1,800 (ii) 1,000—50—1,500
Jammu & Kashmir	(i) 350—30—500— EB—40—700 (ii) 200—25—400	600—50—1,000	1,000—50—1,500
Jawahar Lal Nehru Krishi Vishwavidyalaya	275—575	360—700	1,100—1,200
Jiwaji	275—275—300—15— 405—20—425—25— 575	550—550—30—700— 30—850—25—950	1,100—30—1,160— 40—1,200
Jodhpur	(i) 400—30—640— 40—800 (ii) 300—350	700—40—1,100	1,000—50—1,500
Kalyani	400—30—640—800	700—40—1,100	1,000—50—1,500
Karnatak	400—30—640—EB— 40—800	700—40—1,200	1,000—50—1,500
Kerala	400—30—640—40— 800	700—40—1,100	1,100—50—1,500
Kurukshetra	400—30—640—40— 800	700—40—1,100	1,000—50—1,500
Lucknow	400—30—640—EB— 40—800	(i) 700—40—1,100 (ii) 900—30—900	(i) 1,000—50—1,500 (ii) 1,000—40—1,34
Madras	400—30—640—40— 800	700—40—1,100	1,000—50—1,500
Magadh	400—30—640—40— 800	700—40—1,100	1,000—50—1,500
Marathwada	400—800	700—1,100	1,000—1,500
Myasore	250—20—500	500—25—800	800—50—1,250
Nagpur	400—30—640—40— 800	700—40—1,100	1,000—50—1,500
North Bengal	(i) 400—30—640— EB—40—800 (ii) 325—25—550	700—40—1,100	1,000—50—1,500
Orissa Agriculture and Technology	260—15—320—400— 30—520—40—680	510—40—750—50— 900	510—30—750—40 860—40—900
Osmania	360—15—405—20— 425—25—550—550— EB—25—700	(i) 550—550—30—700— EB—30—850—25—900 (ii) 1,000—40—1,200	700—
Panjab	400—30—640—40— 800	700—40—1,100	1,000—50—1,500

TABLE XV—Pay Scales of Teachers in University Teaching Departments,
Constituent Colleges and Affiliated/Associated Colleges—contd.
A—University Teaching Departments and Constituent Colleges—contd.

1	2	3	4
Andhra	(i) 200—20—220—25— 320—EB—25—670— EB—25—750 (ii) 200—20—220— 25—320—EB—25— 670—EB—20—750 (Engg.)	(i) 350—25—650— EB—35—1,000 (ii) 850—50—1,250 (Engg.)	(i) 850—50—1,250 (ii) 800—50—1,250 (Engg.)
Assam	400—30—640—40— 800	700—40—1,100	1,000—50—1,500
Bihar Agri.	250—15—400—20— 500	700—40—1,100	1,000—50—1,500
Bihar Agri.	400—30—640—40— 800	700—40—1,100	1,000—50—1,500
Bihar Agri.	(i) 300—15—330—20— 650 (ii) 400—30—640— 40—800	700—40—1,100	1,000—50—1,500
Bihar Agri.	(i) 400—30—640— 40—800 (ii) 300	700—40—1,100	1,000—50—1,500
Bihar Agri.	400—30—640—40— 800	700—40—1,100	1,000—50—1,500
Bihar Agri.	150—150—5—160— 6—190—EB—6—220 —10—240—240—EB —12½—290
Bihar Agri.	(i) 400—640—EB— 40—800 (ii) 400—40—800— 50—900 (Engg.)	(i) 700—50—1,100 (ii) 750—50—1,250 (Engg.)	(i) 1,000—50—1,500 (ii) 1,150—50—1,300 (Engg.) (iii) 2,000—100— 2,500 (Engg.)
Bihar Agri.	400—30—640—40— 800	700—40—1,100	1,000—50—1,500
Bihar Agri.	250—20—500	500—25—800	800—60—1,250
Bihar Agri.	400—30—640—40— 800	700—50—1,100	1,000—50—1,500
Bihar Agri.	400—30—640—EB— 40—800	700—40—1,100	1,000—50—1,500
Bihar Agri.	(i) 400—30—640— EB—40—800 (ii) 300—25—600	700—40—1,100	1,000—50—1,500
Bihar Agri.	400—30—640—40— 800	(i) 700—40—1,100 (ii) 550—30—820— 30—850—50—950	1,000—50—1,500
Bihar Agri.	250—850	..	1,000—50—1,500

TABLE XV—Pay Scales of Teachers in University Teaching Departments,
Constituent Colleges and Affiliated/Associated Colleges—contd.

A—University Teaching Departments and Constituent Colleges—concl'd.

1	2	3	4
Utkal	400—30—640—40— 800	700—40—1,100	1,000—50—1,500
Varanaseya Sanskrit Vishwavidyalaya	(i) 400—950 (ii) 200—450	500—1,250	1,000—1,500
Vikram	(i) 400—30—640— EB—40—800 (ii) 275—575	700—40—1,100	1,000—50—1,500
Visva Bharati	(i) 400—30—640— 40—800 (ii) 275—15—350— 20—650	700—40—1,100	1,000—50—1,500
<i>Institutions Deemed to be Universities</i>			
Birla Institute of Tech- nology and Science	(i) 400—40—800— 50—900 (ii) 400—25—850	700—50—1,250	1,100—50—1,300— 60—1,600
Gujarat Vidyapeeth	(i) 350—25—600 (ii) 250—20—500	500—25—800	500—25—800
Gurukul Kangri Viswa- vidyalaya	250—15—400—20— 500	..	250—20—550—25— 650—30—800
Indian Agricultural Research Institute	400—950	..	900—1,250
Indian Institute of Sci- ence	400—40—800—50— 950	..	(i) 1,600—100— 1,800 (ii) 1,100—50— 1,300—60—1,600
Indian School of Inter- national Studies	400—30—640—40— 800	700—40—1,100	1,000—50—1,500
Jamia Millia Islamia	(i) 400—800 (ii) 300—25—600	700—50—1,100	800—50—1,250
Kashi Vidyapeeth	400—30—640—40— 800	700—40—1,100	1,000—50—1,500
Tata Institute of Social Sciences	450—25—600—EB— 30—840	700—30—850—40— 1,130	1,100—50—1,500

TABLE XV—Pay Scales of Teachers in University Teaching Departments,
Constituent Colleges and Affiliated/Associated Colleges—contd.

B—Affiliated/Associated Colleges

University	Lecturer	Reader	Professor
1	2	3	4
Aligarh Muslim	(i) 250—15—100— 20—500 (ii) 225—15—300— 15—450	(i) 350—20—550— 25—650—30—800 (ii) 300—20—500— 25—600 700—1,250 (Engg.)	(i) 800—50—1,000— 50—1,200 (ii) 650—40—850— 50—900 (i) 1,100—1,600 (ii) 1,300—1,800
Allahabad	(i) 300—25—600— (ii) 200—15—320— 600 (iii) 400—950 Engg.	700—1,250 Engg.	(i) 1,100—1,600 (ii) 1,300—1,800
Andhra	(i) 300—25—600 (ii) 150—10—200— 15—300	500—40—900	(i) 200—15—400— 25—500 (ii) 1,000—100—1,200
Andhra Pradesh Agri- cultural
Annamalai
Banaras Hindu	(i) 200—15—350— 20—450 (ii) 300—20—340
Bangalore
Baroda
Bhagalpur	200—20—220—25— 320—EB—20—670— EB—25—750
Bihar	200—20—220—25— 320—25—670—20— 750	..	500—35—850—30— 1,100
Bombay
Burdwan	300—600	400—700	600—800
Calcutta	N.A.	N.A.	N.A.
Delhi	(i) 400—800 (ii) 300—25—350	700—1,100	1,000—50—1,500
Gauhati	350—30—500—30— 680—35—1,000 (Engg.)	750—50—950— 1,200 (Engg.)	1,500—50—1,800— 50—1,800 (Engg.)
Gorakhpur	200—15—500	400—25—700	650—40—900
Gujarat	200—10—300	..	300—15—450
Indira Kala Sangeet Vishwavidyalaya
Indore	(i) 275—300—15—405 —575 (ii) 360—700	..	(i) 850—25—950— 30—1,100 (ii) 350—25—500— 850
Jabalpur	275—275—300—15— 405—25—425—25— 575	..	(i) 1,100—1,100—30 —1,160—40—1,200 (ii) 550—500—30— 700—700—EB—30 850—25—950 700/-
Jadavpur	250—20—450	..	700/-

TABLE XV—Pay Scales of Teachers in University Teaching Departments, Constituent Colleges and Affiliated/Associated Colleges—contd.

B—Affiliated/Associated Colleges—contd.

1	2	3	4
Janmu & Kashmir	(i) 250—500 (ii) 300—600 (i) 300—560 (Engg.) (ii) 350—850 (Engg.)	(i) 300—600 (ii) 600—1,100 (Engg.)	(i) 400—800 (ii) 300—600, (iii) 1,300—1,600, (iv) 1,000—1,500
Jawaharlal Nehru Krishi Vishwavidyalaya
Jiwaji	275—275—300—15— 425—25—500—575	360—15—415—20— 425—25—550— 550—700	850—25—950—30— 1,100
Jodhpur	285—25—510—EB— 850—50—900	285—25—510—EB —850—50—900	550—30—820—EB 850—50—900
Kalyani
Karnatak	(i) 250—500 (ii) 300—350—550— 30—700 (Medical)	(i) 300—800 (ii) 600—40—1,100 (Medical)	(i) 350—30—650— EB—45—1,100 (ii) 1,000—80—1,5 (Medical)
Kerala	250—25—500	(i) 500—50—800 (ii) 475—35—580— 40—1,000	500—50—800
Lucknow	250—500
Madras	225—10—275—15— 425	450—25—800	600—30—900
Magadh	200—500	..	500—850
Marathwada	200—15—380—20— 400	300—20—400—25— 600	400—25—550—30— 700
Mysore	N.A.	N.A.	N.A.
Nagpur	200—15—320—20— 500	400—25—700	600—40—800
North Bengal	(i) 250—10—450 (ii) 150—10—250	..	500—25—750
Osmunia	(i) 275—275—300— 15—405—EB—20 —425—25—575 (ii) 360—700	580—950	950—1100
Panjab	200—15—320—20— 500	..	600—40—800
Patna	200—20—220—25— 320—EB—25—670 —EB—25—750	(i) 350—25—650— EB—35—1,000 (ii) 850—50—1250 (Engg.)	(i) 850—50—1,200 (ii) 850—50—1,250 (Engg.)
Poona	200—15—380—20— 400	250—15—430—20— 450	300—20—400—25— 600
Punjab Agricultural Punjabi (i) 400—30—550—40— 750—50—900 (Medical) (ii) 450—30—600— 40—800—50—900 (Medical)	.. 750—50—1,250 (Medical)	.. 1,000—50—1,650 (Medical)

TABLE XV—Pay Scales of Teachers in University Teaching Departments,
Constituent Colleges and Affiliated/Associated Colleges—concl'd.

B—Affiliated/Associated Colleges—concl'd.

1	2	3	4
Rabindra Bharati Rajasthan	N.A. 285—25—560—EB— 560—20—800	N.A. ..	N.A. (i) 560—30—820— EB—30—850— 50—960 (Graduate Colleges) (ii) 650—50—1,250 (Post Graduate Colleges)
Ranchi	200—20—220—25— 320—EB—25—670— EB—20—750		350—25—650— EB—35—1,000
Ravi Shanker	(i) 275—275—300 —15—405—EB— 20—425—25—525 (ii) 200—20—220— 15—340—EB—20 —500
Shivaji	(i) 200—15—380—20— 400	..	300—20—400—25 —600
Saugar	(i) 300—25—600 (ii) 150—10—250	(i) 580—30—700— 700—30—850—35 —900 (ii) 275—15—290	(i) 950—30—1,130— 1,160 . (ii) 350—25—500 —EB—25—750
S.N.D.T. Women's	200—15—350	300—20—500	300—20—500
Sri Venkateswara	200—15—320—20— 500	300—25—600	600—40—800
Udaipur	285—25—510—25— 560—30—800	550—30—820—30— 850—850	750—50—1,250
Utkal	(i) 260—15—320— 30—400—30—520— 40—680—50—780	(i) 600—30—720— 40—1,000 (ii) 300—20—25— 420—860	900—40—1,100— 50—1,250
Vikram	(i) 275—275—300— 10—405—EB—425— 25—575 (ii) 250—15—400	..	(i) 300—15—405— 20—425—550—550 —EB—25—700 (ii) 350—1,150

TABLE XVI—*Examination Results (Standard-wise)*
Annual & Supplementary

Examination	Number Appeared			Number Passed			Pass Percentage
	Boys	Girls	Total	Boys	Girls	Total	
1	2	3	4	5	6	7	8
A—DOCTORATE							
<i>General Education</i>							
Arts	615	114	729	333	55	388	51.9
Science	465	71	536	324	43	367	68.5
Total	1,110	185	1,295	657	98	755	58.3
<i>Professional Education</i>							
Agriculture	124	3	127	111	3	114	89.8
Commerce	7	..	7	2	..	2	28.6
Education/Teachers' Training	9	1	10	5	1	6	60.0
Engg. & Technology	17	..	17	14	..	14	82.4
Law	10	..	10	00.0
Medicine	25	1	26	25	1	26	100.0
Veterinary Science	1	..	1	1	..	1	100.0
Total	193	5	198	158	5	163	82.3
GRAND TOTAL (A)	1,303	190	1,493	815	103	918	61.5
B—POST-GRADUATE							
<i>General Education</i>							
Arts	23,931	8,831	32,762	18,870	7,498	26,368	80.8
Science	7,615	1,356	8,971	5,817	1,139	6,956	77.6
Home Science	85	85	..	80	80	94.1
Total	31,579	10,272	41,851	24,717	8,717	33,434	79.9
<i>Professional Education</i>							
Agriculture	1,137	5	1,142	1,111	5	1,116	97.7
Commerce	4,007	41	4,048	2,727	23	2,750	67.9
Education/Teachers' Training	688	290	978	561	235	796	81.4
Engg. & Technology	958	6	964	814	5	819	85.1
Law	409	17	426	191	5	196	45.8
Library Science	18	6	24	18	6	24	100.0
Medicine :							
Allopathy	2,319	405	2,724	842	159	1,001	36.7
Dentistry	40	5	45	28	2	30	66.7
Nursing	2	2	..	2	2	100.0
Pharmacy	54	4	58	45	3	48	82.8
Others	49	12	61	33	6	39	63.8
Music	13	38	51	7	26	33	64.7
Physical Education	7	..	7	5	..	5	71.4
Social Work	158	23	181	144	20	164	90.6
Veterinary Science	166	1	167	154	1	155	92.8
Others (Labour Welfare and Business Management)	61	1	62	53	..	53	85.5
Total	10,082	856	10,938	6,643	498	7,141	65.2
<i>Other Education</i>							
Acharya	277	3	280	207	3	210	75.0
GRAND TOTAL (B)	41,938	11,131	53,069	31,567	9,218	40,785	76.9

TABLE XVI—*Examination Results (Standard-wise)—contd.*
Annual & Supplementary—contd.

1	2	3	4	5	6	7	8
C—GRADUATE							
<i>General Education</i>							
Arts (Hons. and Pass)	1,40,312	53,513	1,97,845	65,136	28,635	93,771	43.4
Science (Hons. and Pass)	64,224	10,916	75,140	29,666	6,489	36,155	48.1
Home Science	999	999	..	802	802	80.3
Others*	34	2	36	21	1	22	61.1
Total	2,04,570	65,450	2,70,020	94,823	35,927	1,30,750	48.4
<i>Professional Education</i>							
Agriculture	7,65	45	7,313	5,592	35	5,627	76.9
Commerce	36,691	443	37,133	18,476	257	18,733	50.4
Education/Teachers Training	17,817	9,761	27,579	14,999	8,232	23,231	84.2
<i>Engg. & Technology</i>							
Arch.	302	24	326	167	12	179	54.9
Civil	3,573	25	3,598	2,621	18	2,639	73.3
Chemical	385	..	385	323	..	323	83.9
Electrical	3,116	10	3,126	2,242	3	2,245	74.2
Leather	8	..	8	7	..	7	87.5
Mechanical	3,675	2	3,677	2,914	2	2,916	79.3
Met. & Mining	505	..	505	448	..	448	88.7
Tele-com.	197	7	204	143	6	149	73.0
Tech.	363	7	375	299	..	299	79.7
Text.	235	..	235	126	..	126	96.2
Others (Unspecified)	2,122	2	2,124	1,634	2	1,636	79.4
Fine Arts	12	3	15	11	3	14	93.3
Journalism	8	6	14	8	5	13	92.9
Law	13,945	410	13,485	8,045	309	8,354	62.0
Library Science	140	117	257	116	95	211	82.1
<i>Medicine :</i>							
Allopathy	7,418	2,112	9,520	3,755	1,288	5,043	53.0
Ayurvedic	391	52	443	205	32	237	53.4
Dentistry	366	67	433	229	46	275	63.5
Nursing	82	82	..	73	73	89.0
Pharmacy	300	24	324	191	16	207	63.9
Others	12	8	20	5	5	10	50.0
Music	74	125	199	61	112	173	86.9
Physical Education	62	21	83	61	20	81	97.6
Veterinary Science	1,086	10	1,696	1,187	8	1,195	70.5
Total	99,675	13,389	1,13,064	64,015	10,579	74,594	66.0
<i>Other Education</i>							
Shastri/Prabhakar	2,844	1,284	4,128	1,045	428	1,473	35.7
B.O.L.	198	44	242	140	30	170	70.2
Total	3,042	1,328	4,370	1,185	458	1,643	37.6
GRAND TOTAL (C)	3,07,287	84,167	3,87,454	1,64,023	46,964	2,06,987	53.4

*Includes Classic, Theology and Social Science.

TABLE XVI—*Examination Results (Standard-wise)—contd.*
Annual & Supplementary—*contd.*

1	2	3	4	5	6	7	8
D—INTERMEDIATE							
<i>General Education</i>							
Arts	7,328	5,219	12,517	2,629	2,596	5,225	41.6
Science	8,312	1,610	9,922	5,195	1,302	6,497	65.5
Home Science	61	61	..	46	46	75.4
Total	15,640	6,890	22,530	7,824	3,944	11,768	52.2
<i>Professional Education</i>							
Agriculture	291	..	294	84	—	84	78.6
Arch.	44	1	45	22	1	23	51.1
Commerce	3,289	354	3,643	1,064	151	1,215	33.4
Medicine	4	3	7	3	1	4	57.1
Nursing	16	16	..	9	9	56.3
Pharmacy	143	12	155	71	10	81	52.3
Total	3,774	366	4,160	1,214	172	1,416	34.0
<i>Other Education</i>							
Madhyama/Bhushan	1,127	25	1,152	633	10	1,643	55.9
GRAND TOTAL (D)	20,541	7,301	27,842	9,701	4,126	13,827	49.7
E—PRE-UNIVERSITY/ PRE-PROFESSIONAL							
<i>General Education</i>							
Arts	2,12,991	63,949	2,76,940	89,433	32,561	1,21,994	44.0
Science	81,938	8,897	90,835	35,493	4,778	40,271	44.3
Total	2,94,929	72,846	3,67,775	1,24,828	37,338	1,62,166	44.1
<i>Professional Education</i>							
Agriculture	2,064	29	2,093	1,274	8	1,282	61.3
Commerce	2,175	315	2,490	9,749	191	9,738	47.7
Engg. & Technology	5,869	45	5,914	3,000	25	3,025	51.1
Medicine (including Pre-BDS)	3,398	1,483	4,881	2,367	1,091	3,458	77.2
Music	8	8	..	7	7	87.5
Vet. Science	60	10	79	24	4	28	35.4
Others (Combined)	3,223	296	3,519	1,030	274	1,904	54.1
Total	34,698	2,186	36,884	17,837	1,600	19,437	52.7
GRAND TOTAL (E)	3,29,627	75,032	4,04,659	1,42,665	38,938	1,81,603	44.9
GRAND TOTAL (A+B+C+D+E)	7,83,696	1,72,821	8,74,517	3,44,771	90,349	4,14,120	50.8
F—DIPLOMA/CERTIFICATE							
<i>Post-Graduate</i>							
Archaeology	1	..	1	1	..	1	100.0
Banking	23	2	25	16	2	18	72.0
Business/Industrial Management	294	3	297	233	3	236	79.5
Dancing	3	3	..	2	2	66.7
Cooperation/Rural Studies	43	..	43	34	..	34	79.1
Economics	3	..	3	2	..	2	66.7
Education/Teachers' Trg.	41	10	51	39	9	48	94.1
Engg. & Tech.	334	8	342	290	4	294	86.0
Fine Arts	2	..	2	2	..	2	100.0
Foreign Languages	96	40	136	78	35	113	83.1
Guidance & Counselling	3	1	4	2	1	3	75.0
Home Science	44	44	..	44	44	100.0
International Relation/ Public Admn.	101	6	107	83	5	88	82.2

TABLE XVI—*Examination Results (Standard-wise)—contd.*
Annual & Supplementary—*contd.*

1	2	3	4	5	6	7	8
DIPLOMA/CERTIFICATE—<i>contd.</i>							
Journalism	65	20	85	43	11	54	63.5
Labour Law & Practices	305	10	315	188	5	193	61.3
Labour Welfare	183	4	187	130	1	140	74.9
Library Science	323	119	442	250	97	347	78.5
Linguistics	17	4	21	12	4	16	76.2
Modern Indian Languages	551	259	810	233	106	339	41.9
Medicine—							
D.A.	92	37	129	61	32	93	72.1
D.C.H.	153	47	205	103	32	141	66.8
D.C.P.	38	3	41	32	2	34	82.9
D.G.O.	104	245	349	47	150	197	53.4
D.L.O.	70	..	70	41	..	41	58.6
D.M.R.D.	13	2	15	10	1	11	73.3
D.M.R.E.	41	1	42	22	1	23	54.8
D.O.	75	2	77	46	2	43	62.3
D.O.M.S.	46	3	49	21	3	24	49.0
D.P.H.	89	8	97	69	2	71	73.2
D.T.D.	16	..	16	11	..	11	68.8
Others	430	80	510	269	54	323	63.3
Museology	1	3	4	1	3	4	100.0
Physical Education	187	29	216	173	28	204	94.4
Social Service/Rural Up- lift	24	6	30	20	6	26	86.7
Statistics	7	..	7	4	..	4	57.1
Taxation and Law Practices	87	..	87	37	..	37	42.5
Others	115	30	145	109	28	137	94.5
Total	3,978	1,029	5,007	2,724	679	3,403	68.0
Under-Graduate							
Acting	3	2	5	3	2	5	100.0
Agri-Sub-Insp.	150	..	150	147	..	147	98.0
Cooperation	8	3	11	6	3	9	81.8
Dance	13	17	30	10	15	25	83.3
Drama	3	..	3	3	..	3	100.0
Drawing & Painting	7	..	7	6	..	6	85.7
Early Childhood Edn.	2	3	5	2	3	5	100.0
Edu./Teachers' Trg.	784	621	1,405	648	546	1,194	85.0
Engg. & Technology	969	1	970	685	..	685	70.6
Fine Arts/Crafts	19	11	30	16	6	22	73.3
Foreign Affairs	4	9	13	3	8	11	84.6
Foreign Languages	557	171	728	439	135	574	78.8
Library Science	132	54	186	122	53	175	94.1
Linguistics	14	..	14	9	..	9	64.3
Modern Indian Languages	147	56	203	78	32	110	54.2
Music	172	284	456	141	224	365	80.0
Physical Education	102	53	155	86	52	138	89.0
Statistical Method	11	..	11	9	..	9	81.8
Wood Work/Weaving	11	1	12	11	1	12	100.0
Yogic Science	11	..	11	5	..	5	45.5
Others	138	34	172	93	24	117	68.0
Total	3,251	1,320	4,577	2,522	1,104	3,626	79.2
GRAND TOTAL (F)	7,231	2,349	9,584	5,246	1,783	7,029	73.3
TOTAL (ALL STANDARDS)	7,07,931	1,76,100	8,84,101	3,51,177	1,01,132	4,81,149	51.0

TABLE XVII--*Examination Results (Detailed Break-up)*

A--Arts

University	Pre-University						Pass Percent- age	Intermediate						Pass Percent- age
	Number Appeared			Number Passed				Number Appeared			Number Passed			
	Boys	Girls	Total	Boys	Girls	Total		Boys	Girls	Total	Boys	Girls	Total	
1	2	3	4	5	6	7	8	9	10	11	12	13	14	15
Agra
Aligarh Muslim	99	149	248	47	95	142	57.3
Andhra	7,276	1,177	8,453	2,401	372	2,773	32.8
Annamalai*	765	83	848	390	54	444	52.4
Banaras Hindu	71	276	347	45	128	173	49.9
Bangalore*	7,256	2,225	9,481	2,169	891	3,060	32.3
Baroda	355	361	716	169	221	390	54.5
Bhagalpur	6,798	726	7,524	3,362	572	3,934	52.3
Bihar	6,740	476	7,216	3,798	314	4,112	57.0
Bombay	3,135	3,969	7,104	1,136	2,153	3,289	46.3
Burdwan	3,927	854	4,781	2,539	596	3,135	65.6
Calcutta	25,338	11,789	37,127	11,036	6,390	17,426	46.9
Gauhati	10,720	3,688	14,408	5,422	1,568	6,990	48.5
Jabalpur	17	16	33	5	4	9	27.3
Jadavpur	2	34	36	2	17	19	52.8
Jammu & Kashmir	1,364	930	2,294	679	556	1,235	53.8	1,140	237	1,377	354	132	486	35.3
Jodhpur	105	157	262	46	71	117	44.7
Kerala*	11,294	5,741	17,035	6,042	3,344	9,386	55.1
Kurukshetra	103	84	187	70	55	125	66.8
Madras*	47,289	11,201	58,490	16,707	5,134	21,841	37.3
Magadh	6,210	451	6,661	2,937	241	3,178	47.7
Marathwada	3,456	344	3,840	1,294	191	1,485	38.7
Mysore*	2,0,762	4,053	24,815	6,106	1,810	7,916	31.9
Nagpur	6,498	2,509	9,007	2,778	1,484	4,262	47.3
North Bengal	2,506	822	3,328	1,414	448	1,862	55.9

Osmania	4,054	824	4,878	1,327	380	1,707	35.0
Panjab*	17,232	4,844	22,076	8,211	2,473	10,684	48.4	1,380	902	2,282	432	251	691	30.3	
Patna	727	555	1,282	434	302	736	57.5	
Poona	4,092	15,53	5,645	1,963	947	2,910	51.6	
Punjabi*	359	167	526	170	109	279	53.0	
Rajaasthan	3,556	1,114	4,670	1,382	604	1,986	42.5	
Ranchi	3,311	1,247	4,558	1,839	860	2,699	59.2	
Shivaji	3,419	912	4,331	1,607	428	2,035	47.0	
S.V. Vidyapeeth	423	250	673	247	155	402	59.7	
S.N.D.T. Women's	3,321	3,321	..	1,250	1,250	37.6	
Sri Venkateswara	910	128	1,038	307	57	364	35.1	
Udaipur	277	64	341	112	32	144	42.2	
Utkal	5,633	830	6,463	2,263	402	2,665	41.2	1,540	60	1,600	637	27	664	41.5	

Total . 2,12,967 63,939 2,76,906 89,315 32,551 1,21,866 44.0 7,212 5,184 12,396 2,564 2,575 5,139 41.5

Institutions Deemed to be Universities

Gurukul Kangri Viswavidya- laya	6	5	11	6	5	11	100.0
Jamia Millia Islamia	24	10	34	18	9	27	79.4
Kashi Vidyapeeth	110	30	140	59	16	75	53.6

Total . 24 10 34 18 9 27 79.4 116 35 151 65 21 86 57.0

GRAND TOTAL . 2,12,991 63,949 2,76,940 89,333 32,560 1,21,893 44.0 7,328 5,219 12,547 2,629 2,596 5,225 41.6

*Figures for Science and Commerce are also included as separate figures for these courses are not available.

TABLE XVII—Examination Results (Detailed Break-up)—contd.

A—Arts—contd.

University	B.A. (Pass)						Pass Percent- age	B.A. (Hons)						Pass Percent- age
	Number Appeared			Number Passed				Number Appeared			Number Passed			
	Boys	Girls	Total	Boys	Girls	Total		Boys	Girls	Total	Boys	Girls	Total	
	2	3	4	5	6	7		8	9	10	11	12	13	
Agra	8,444	5,958	14,402	4,021	1,788	5,807	40.3
Aligarh Muslim	123	109	232	95	74	169	72.8
Allahabad	1,429	304	1,733	901	297	1,198	69.1
Andhra	2,945	507	3,452	878	257	1,135	32.9
Annamalai	77	8	85	38	8	46	54.1	25	9	34	22	9	31	91.2
Banaras Hindu	584	256	840	521	214	735	87.5
Bangalore	312	430	742	126	204	330	44.5
Baroda	239	168	407	167	131	298	73.2
Bhagalpur	3,696	398	4,094	1,600	198	1,798	43.9	1,296	70	1,366	829	48	877	64.2
Bihar	3,493	265	3,758	2,068	147	2,215	58.9	1,521	100	1,621	1,233	85	1,318	81.3
Bombay	2,576	1,777	4,353	1,434	1,341	2,775	63.7
Burdwan	2,767	626	3,393	1,417	357	1,774	52.3
Calcutta	15,657	8,728	24,385	7,621	4,785	12,406	50.9	1,513	1,176	2,689	1,028	995	2,023	75.2
Delhi	3,704	2,579	6,283	2,068	1,574	3,642	58.0	564	602	1,166	344	488	832	71.4
Gauhati	6,807	4,311	11,118	2,583	1,241	3,824	34.4	363	122	485	196	87	283	58.4
Gorakhpur	4,047	467	4,514	2,275	273	2,548	56.4
Gujarat	7,745	1,530	9,275	4,303	1,348	5,651	60.9
Indore	813	455	1,268	458	279	737	58.1
Jabalpur	908	404	1,312	633	276	909	69.3
Jadavpur	39	55	94	32	49	81	86.2
Jammu & Kashmir	532	87	619	214	30	253	40.9
Jiwaji	1,344	400	1,744	840	216	1,056	60.6
Jodhpur	354	116	470	228	108	336	71.5
Kalyani
Karnatak	1,804	235	2,039	1,089	172	1,261	61.8	3	2	5	3	2	5	100.0
Kerala	1,741	1,054	2,795	854	558	1,412	50.5
Kurukshetra	14	9	23	11	9	20	87.0	4	1	5	3	..	3	60.0
Lucknow	2,074	1,298	3,372	1,008	683	1,691	50.1	9	4	13	9	3	12	92.3

Madras	4,846	1,314	6,160	1,821	825	2,646	43.2	1,041	301	37	338	32.5
Magadh	4,264	271	4,535	1,530	86	1,616	35.6	970	71	1,041	301	37	338	32.5
Marathwada	1,035	74	1,109	436	43	479	43.2	21	17	38	17	17	34	89.5
Mysore	1,370	481	1,851	429	241	670	36.2
Nagpur	1,358	645	2,003	803	455	1,258	62.8
North Bengal	1,614	605	2,219	1,139	304	1,443	65.0	964	280	1,244	349	167	516	41.5
Osmania	1,108	236	1,344	502	160	662	49.3
Panjab	13,004	7,030	20,034	3,591	3,604	7,195	35.9	57	92	149	55	47	102	68.5
Patna	250	203	453	246	128	374	82.6	672	203	880	453	135	588	66.8
Poona	2,796	784	3,580	1,339	530	1,869	52.2
Punjabi	305	224	529	194	141	335	63.3	22	8	30	11	6	17	56.7
Rajasthan	8,097	1,239	9,336	2,100	457	2,557	27.4
Ranchi	2,328	694	3,022	955	379	1,334	44.1	367	102	469	273	87	360	76.8
Ravi Shanker	2,358	497	2,855	716	183	899	31.5
Shivaji	951	267	1,218	546	211	757	62.2
S. V. Vidyapeeth	242	92	334	237	92	329	98.5
Saugar	4,891	775	5,666	1,949	352	2,301	40.6
S.N.D.T. Women's	..	1,291	1,291	..	745	745	57.7
Sri Venkateswara	500	68	568	183	32	215	37.9
Udaipur	354	110	464	211	78	289	62.3
Utkal	2,740	392	3,132	1,435	204	1,639	52.3	348	72	420	274	62	336	80.0
Vikram	2,556	687	3,243	1,597	415	2,012	62.0
Viveka Bharati	14	30	44	9	21	30	68.2
Total	1,31,235	50,513	1,81,748	59,442	26,289	85,731	47.2	8,733	2,966	11,699	5,409	2,296	7,705	65.9

Institutions Deemed to be Universities—

Birla Institute of Technology and Science	18	11	29	17	11	28	96.6
Gujarat Vidyapeeth	54	11	65	44	9	53	81.5
Gurukul Kangri Vishwavidyalaya	7	8	15	7	8	15	100.0
Jamia Millia Islamia	32	6	38	31	5	36	94.7
Kashi Vidyapeeth	233	18	251	186	17	203	80.9
Total	344	54	398	285	50	335	84.2

GRAND TOTAL . 1,31,579 50,567 1,82,146 59,727 26,339 86,066 47.3 8,733 2,966 11,699 5,409 2,296 7,705 65.9

TABLE XVII—Examination Results (Detailed Break-up)—contd.

A—Arts—contd./B.—Science

University	M. A.						Pass Percent- age	Pre-University (Science)						Pass Percent- age
	Number Appeared			Number Passed				Number Appeared			Number Passed			
	Boy	Girls	Total	Boys	Girls	Total		Boys	Girls	Total	Boys	Girls	Total	
1	2	3	4	5	6	7	8	9	10	11	12	13	14	15
Agra	3,872	1,831	5,703	3,341	1,672	5,013	87.9
Aligarh Muslim	301	120	421	258	113	371	88.1	500	44	544	288	34	322	59.2
Allahabad	508	174	682	492	169	661	96.9
Andhra	152	24	176	129	18	147	83.5	10,814	1,738	12,552	4,182	761	4,943	39.4
Annamalai	63	11	74	53	10	63	85.1
Banaras Hindu	599	194	793	510	177	687	86.6	345	66	411	244	45	289	70.3
Bangalore	51	48	99	28	31	59	59.6
Baroda	72	27	99	58	26	84	84.8	710	125	835	498	84	582	69.7
Bhagalpur	680	49	729	547	41	588	80.7	3,927	63	3,990	1,369	51	1,420	35.6
Bihar	933	101	1,034	813	91	904	87.4	4,814	44	4,858	2,486	30	2,516	51.8
Bombay	381	218	599	265	179	444	74.1
Burdwan	194	62	256	120	4	124	48.4	2,533	297	2,830	1,625	184	1,809	63.9
Calcutta	2,600	1,119	3,719	1,597	852	2,449	65.9	9,968	1,166	11,134	4,012	749	4,761	42.8
Delhi	804	500	1,304	595	458	1,053	80.8
Gauhati	581	121	702	348	84	432	61.5	4,335	384	4,719	1,903	154	2,057	43.6
Gorakhpur	651	63	714	593	55	648	90.8
Gujarat	688	217	905	279	117	396	43.8
Indore	309	138	447	293	132	425	95.1
Jabalpur	352	97	449	317	87	404	90.0
Jadavpur	102	169	271	87	142	229	84.5	65	..	65	39	..	39	60.0
Jammu & Kashmir	231	106	337	166	88	254	75.4	2,021	321	2,342	827	164	991	42.3
Jiwaji	471	112	583	387	91	478	82.0
Jodhpur	94	49	143	82	46	128	89.5	184	48	232	70	11	81	34.9
Kalyani	14	5	19	14	5	19	100.0
Karnatak	334	46	380	177	33	210	55.3
Kerala	295	171	466	247	147	394	84.5
Kurukshetra	73	48	121	54	46	100	82.6	83	24	107	44	17	61	57.0
Lucknow	334	248	582	314	245	559	96.0
Madras	409	125	534	325	117	442	82.8

Marathwada	121	18	139	66	9	75	54.0	2,447	112	2,559	1,007	58	1,065	41.6
Mysore	112	65	177	93	56	149	84.2
Nagpur	559	219	778	436	193	629	80.8	3,171	339	3,510	1,062	197	1,259	35.9
North Bengal	29	6	35	27	6	33	94.3	740	85	825	341	32	373	45.2
Orissa Agriculture & Techno- logy	112	2	114	59	2	61	53.5
Osmania	230	83	313	144	63	207	66.1	6,954	1,340	8,294	2,580	650	3,230	38.9
Panjab	1,073	651	1,724	972	585	1,557	90.3
Patna	639	144	783	503	133	636	81.2	820	99	919	483	50	533	58.0
Poona	393	118	511	278	99	377	73.8	4,094	673	4,767	2,399	461	2,860	60.0
Punjabi	71	53	124	61	47	108	87.1
Rajasthan	1,111	368	1,479	870	277	1,147	77.6	2,514	128	2,642	1,025	81	1,106	41.9
Ranchi	270	67	337	258	65	323	95.8	2,211	116	2,327	920	87	1,007	43.3
Ravi Shanker	297	60	357	255	60	315	88.2
Shivaji	110	13	123	73	13	86	69.9	2,955	416	3,371	1,712	241	1,953	57.9
S. V. Vidyapeeth	99	13	112	75	11	86	76.8	1,585	127	1,712	963	71	1,034	60.4
Saugar	726	119	845	632	110	742	87.8
S. N. D. T. Women's	228	228	..	134	134	58.8
Sri Venkateswara	61	20	81	55	19	74	91.4	3,395	490	3,885	1,384	251	1,635	42.1
Udaipur	75	27	102	58	25	83	81.4	400	15	415	144	6	150	36.1
Utkal	298	81	379	283	70	353	93.1	5,096	621	5,717	2,587	302	2,889	50.5
Vikram	729	198	927	653	184	837	90.3
Visva Bharati	38	35	73	27	23	50	68.5
Total	23,563	8,804	32,367	18,505	7,472	25,977	80.3	81,938	8,897	90,835	35,495	4,778	40,273	44.3
<i>Institutions Deemed to be Universities—</i>														
Birla Institute of Techno- logy and Science	2	1	3	2	1	3	100.0
Gujarat Vidyapeeth	3	..	3	3	..	3	100.0
Gurukul Kangri Vishwa- vidyalaya	29	2	31	28	2	30	96.8
Jamia Millia Islamia	3	4	7	3	4	7	100.0
Kashi Vidyapeeth	334	20	354	329	19	348	98.3
Total	371	27	398	365	26	391	98.2
GRAND TOTAL	23,934	8,831	32,765	18,870	7,498	26,368	80.5	81,938	8,897	90,835	35,495	4,778	40,273	44.3

TABLE XVII—*Examination Results (Detailed Break-up)*—contd.
B.—*Science*—contd.

University	I. Sc.						Pass Percent- age	B. Sc.						Pass Percent- age	
	Number Appeared			Number Passed				Number Appeared			Number Passed				
	Boys	Girls	Total	Boys	Girls	Total		Boys	Girls	Total	Boys	Girls	Total		
1	2	3	4	5	6	7	8	9	10	11	12	13	14	15	
Agra	4,955	395	5,350	2,766	262	3,028	56.6	
Aligarh Muslim	204	29	233	100	20	120	51.5	
Allahabad	640	64	704	442	54	496	70.5	
Andhra	6,725	922	7,647	1,593	281	1,874	24.5	
Annamalai	252	20	272	114	14	128	47.1	
Banaras Hindu	211	23	234	175	19	194	82.9	
Bangalore	1,620	644	2,264	379	265	644	28.4	
Baroda	192	40	232	123	33	156	67.2	
Bhagalpur	988	15	1,003	410	10	420	41.9	
Bihar	1,287	21	1,308	606	18	624	47.7	
Bombay	..	5,332	1,403	6,735	3,722	1,193	4,915	73.0	1,988	518	2,506	1,217	425	1,642	65.5
Burdwan	1,642	232	1,874	964	132	1,096	58.5	
Calcutta	4,254	584	4,838	2,523	404	2,927	60.5	
Delhi	312	101	413	214	69	283	68.5	
Gauhati	902	153	1,055	404	83	487	46.2	
Gorakhpur	1,158	15	1,173	673	8	681	58.1	
Gujarat	2,642	314	2,956	1,885	245	2,130	72.1	
Indore	238	58	296	172	47	219	74.0	
Jabalpur	..	9	..	9	4	..	4	44.4	474	129	603	212	55	267	44.3
Jadavpur	57	5	62	52	5	57	91.9	
Jammu & Kashmir	..	280	21	301	94	8	102	33.9	56	1	57	14	..	14	24.6
Jiwaji	248	34	282	176	32	208	73.8	
Jodhpur	104	8	112	64	7	71	63.4	
Karnatak	479	36	515	357	30	387	75.1	
Kerala	5,136	2,564	7,700	1,998	1,321	3,319	43.1	
Lucknow	1,092	160	1,252	550	144	703	56.2	
Madras	6,597	1,422	8,019	2,805	1,018	3,823	47.7	

Marathwada	706	26	732	239	16	255	34.8
Mysore	3,248	622	3,870	764	286	1,050	27.1
Nagpur	478	92	570	319	80	399	70.0
North Bengal	203	32	235	185	27	212	90.2
Osmania	917	165	1,082	245	43	288	26.6
Panjab	9	10	19	4	3	7	36.8	2,361	170	2,531	1,516	157	1,673	66.1	
Patna	147	9	156	60	4	64	41.0
Poona	1,001	163	1,164	483	109	592	50.9
Punjabi	50	16	66	33	16	49	74.2
Rajasthan	569	68	637	241	34	275	43.2
Ranchi	924	44	968	268	23	291	30.0
Ravi Shankar	847	107	954	246	59	305	32.0
Shivaji	311	28	339	179	22	201	59.3
S. V. Vidyapeeth	202	8	210	115	6	121	57.6
Saugar	1,124	88	1,212	399	50	449	37.0
Sri Venkateswara	860	134	994	227	77	304	30.6
Udaipur	52	1	53	43	1	44	83.0
Utkal*	2,682	176	2,858	1,371	98	1,469	51.4	782	38	824	402	30	432	52.4	
Vikram	278	52	330	174	36	210	63.6
Total	8,312	1,610	9,922	5,195	1,302	6,497	65.5	61,012	10,377	71,389	27,611	6,082	33,693	47.2	
<i>Institutions Deemed to be Universities—</i>															
Birla Institute of Technology and Science	22	7	29	21	6	27	93.1
Total	22	7	29	21	6	27	93.1
GRAND TOTAL	8,312	1,610	9,922	5,195	1,302	6,497	65.5	61,034	10,384	71,418	27,632	6,088	33,720	47.2	

*Includes Pre-professional Courses.

TABLE XVII—*Examination Results (Detailed Break-up)*—contd.
B—Science—concl'd.

University	B. Sc. (Hons.)							Pass Per- centage	M. Sc.						Pass Per- centage
	Number Appeared			Number Passed			Number Appeared			Number Passed					
	Boys	Girls	Total	Boys	Girls	Total	Boys		Girls	Total	Boys	Girls	Total		
1	2	3	4	5	6	7	8	9	10	11	12	13	14	15	
Agra	1,217	89	1,306	991	72	1,063	81.4	
Aligarh Muslim	127	13	140	118	13	131	93.6	
Allahabad	168	19	187	144	18	162	86.6	
Andhra	105	11	116	71	11	82	70.7	144	25	169	132	23	155	91.7	
Annamalai	136	19	155	110	17	127	81.9	
Banaras Hindu	130	20	150	126	19	145	96.7	
Bangalore	129	44	173	86	33	119	68.8	
Baroda	127	18	145	104	16	120	82.8	
Bhagalpur	179	..	179	99	..	99	55.3	48	..	48	23	..	23	47.9	
Bihar	472	6	478	204	4	268	56.1	216	6	222	139	6	145	65.3	
Bombay	363	75	438	222	62	284	64.8	
Burdwan	89	7	96	56	6	62	64.6	
Calcutta	1,239	348	1,587	912	239	1,151	72.5	503	179	682	302	146	448	65.7	
Delhi	174	45	219	137	43	180	82.2	104	38	142	95	36	131	92.3	
Gauhati	190	11	201	96	7	103	78.6	159	26	185	134	23	157	84.9	
Gorakhpur	125	2	127	105	2	107	84.3	
Gujarat	299	30	329	149	17	166	50.5	
Indore	88	14	102	66	14	80	78.4	
Jabalpur	94	19	113	83	16	99	87.6	
Jadavpur	87	22	109	73	14	87	79.8	
Jammu & Kashmir	67	21	88	60	19	79	89.8	
Jiwaji	112	8	120	102	6	108	90.0	
Kalyani	7	2	9	7	2	9	100.0	29	8	37	29	8	37	100.0	
Karnatak	153	14	167	141	9	150	89.8	
Kerala	257	157	414	215	136	351	84.8	
Kurukshetra	19	2	21	11	2	13	61.9	37	1	38	36	1	37	97.4	
Lucknow	12	1	13	12	1	13	100.0	161	27	188	142	27	169	89.9	
Madras	475	135	610	306	109	415	68.0	

Magadh	121	..	121	29	..	29	24.0	44	..	44	18	..	18	40.9
Marathwada	37	4	41	34	4	38	92.7	68	3	71	34	3	37	52.1
Mysore	127	27	154	63	18	81	52.6
Nagpur	151	26	177	124	22	146	52.5
North Bengal	116	12	128	36	4	40	31.3	61	3	64	61	3	64	100.0
Osmania	65	52	117	58	50	108	92.3
Panjab	144	42	186	45	41	86	46.2	29	10	39	29	10	39	100.0
Patna	145	17	162	70	15	85	52.5	234	29	263	158	29	187	71.1
Poona	238	48	286	138	29	167	58.4
Punjabi	28	..	28	28	..	28	100.0
Rajasthan	142	31	173	120	27	147	85.0
Ranchi	117	2	119	55	1	56	47.1	62	12	74	62	12	74	100.0
Ravi Shanker	44	4	48	36	4	40	83.3
Roorkee	34	2	36	33	2	35	97.2
S.V. Vidyapeeth	59	2	61	52	2	54	88.5
Sagar	169	13	182	163	10	173	95.1
Sri Venkateswara	81	13	94	75	13	88	93.6
Udaipur	8	..	8	6	..	6	75.0
Utkal	172	29	201	147	27	174	86.6	152	10	162	115	5	120	74.1
Vikram	152	21	173	135	20	155	89.6
Vivek Bharti	3	..	3	3	..	3	100.0	20	2	22	18	1	19	86.4
Total	3,190	532	3,722	2,034	401	2,435	65.4	7,604	1,344	8,948	5,809	1,128	6,937	77.5
<i>Institutions Deemed to be Universities.—</i>														
Birla Institute of Technology and Science	37	12	49	34	11	45	91.8
Gurukul Kangri Vishwavidyalaya	4	..	4	4	..	4	100.0
Total	41	12	53	38	11	49	92.5
GRAND TOTAL	3,190	532	3,722	2,034	401	2,435	65.4	7,645	1,356	9,001	5,847	1,139	6,986	77.6

TABLE XVII—*Examination Results (Detailed Break-up)—contd.*
C. (i)—Pre-University.

University	Agriculture						Pass Percent- age	Commeroe						Pass Percent- age
	Number Appeared			Number Passed				Number Appeared			Number Passed			
	Boys	Girls	Total	Boys	Girls	Total		Boys	Girls	Total	Boys	Girls	Total	
1	2	3	4	5	6	7	8	9	10	11	12	13	14	15
Aligarh Muslim	36	..	36	26	..	26	72.2
Bangalore	339	2	341	72	1	73	21.4
Baroda	638	31	669	365	25	390	58.3
Bhagalpur	497	..	497	280	..	280	56.3
Bihar	643	..	643	377	..	377	58.6
Gauhati	846	..	846	340	..	340	40.2
Jammu & Kashmir	101	..	101	42	..	42	41.6
Jodhpur	150	..	150	79	..	79	52.7
Magadh	393	..	393	149	..	149	37.9
Marathwada	205	..	205	70	..	70	34.1	1,271	6	1,277	476	6	482	37.7
Nagpur	901	..	901	568	..	568	63.0	6,881	17	6,898	2,895	12	2,907	42.1
Patna	202	..	202	80	..	80	39.6
Poona	2,826	110	2,936	1,742	77	1,819	62.0
Punjab Agricultural	62	..	62	60	..	60	96.8
Rajasthan	20	..	20	18	..	18	90.0	2,192	2	2,194	1,079	1	1,080	49.2
Ranchi	123	..	123	61	..	61	49.6	669	2	671	418	1	419	62.4
Shivaji	1,898	133	2,031	867	60	927	45.6
S.V. Vidyapeeth	284	12	296	180	8	188	63.5
Sri Venkateswara	142	..	142	48	..	48	33.8
Udaipur	286	..	286	170	..	170	59.4	67	..	67	27	..	27	40.3
Total	1,597	..	1,597	947	..	947	59.3	20,075	315	20,390	9,542	191	9,733	47.7

U. (ii)—LITE-PROFESSIONAL.

University	Agriculture						Pass percent- age	Engineering & Technology						Pass Percent- age
	Number Appeared			Number Passed				Number Appeared			Number Passed			
	Boys	Girls	Total	Boys	Girls	Total		Boys	Girls	Total	Boys	Girls	Total	
	2	3	4	5	6	7		8	9	10	11	12	13	
Bangalore	30	..	30	4	..	4	13.3
Calcutta	470	5	475	295	2	297	62.5
Kerala	141	29	170	60	8	68	40.0
Punjab	5,122	39	5,161	2,522	22	2,544	49.3
Punjabi	189	1	190	122	1	123	64.7
Rajasthan	22	..	22	13	..	13	59.1
S.V. Vidyapeeth	226	..	226	176	..	176	77.9	58	..	58	57	..	57	98.3
Udaipur	78	..	78	78	..	78	100.0
Total	467	29	496	327	8	335	67.5	5,869	45	5,914	3,000	25	3,025	51.1

TABLE XVII—*Examination Results (Detailed Break-up)*—contd.

C. (ii)—*Pre-Professional*—contd.

University	Pre-Medical/Pre-Professional Medicine							Pass Percent- age	Pre-Veterinary Science						Pass Percent- age
	Number Appeared			Number Passed			Number Appeared			Number Passed					
	Boys	Girls	Total	Boys	Girls	Total	Boys		Girls	Total	Boys	Girls	Total		
	1	2	3	4	5	6	7		8	9	10	11	12	13	
Aligarh Muslim	79	35	114	55	20	75	65.8
Banaras Hindu	53	18	71	40	13	53	74.6
Bangalore	162	53	215	129	45	174	80.9
Baroda	108	19	127	103	19	122	96.1
Calcutta	540	139	679	426	126	552	81.3
Delhi	273	369	642	232	320	552	86.0
Kerala	259	77	336	221	70	291	86.6	69	10	79	24	4	28	35.4	..
Kurukshetra	25	13	38	16	10	26	68.4
Panjab	1,784	706	2,500	1,061	425	1,486	59.4
Punjabi	71	41	112	61	34	95	84.8
Total	3,364	1,470	4,834	2,344	1,082	3,426	70.9	69	19	79	24	4	28	35.4	

University	Pre-Professional (Combined)						Pass Percent- age
	Number Appeared			Number Passed			
	Boys	Girls	Total	Boys	Girls	Total	
1	2	3	4	5	6	7	8
Poona	3,223	296	3,519	1,630	274	1,904	54.1
Total	3,223	296	3,519	1,630	274	1,904	54.1

TABLE XVII—*Examination Results (Detailed Break-up)—contd.*
D—Agriculture

University	B.Sc. (Agriculture)/I. Agriculture						Pass Percent- age	B.Sc. (Agriculture)						Pass Percent- age
	Number Appeared			Number Passed				Number Appeared			Number Passed			
	Boys	Girls	Total	Boys	Girls	Total		Boys	Girls	Total	Boys	Girls	Total	
1	2	3	4	5	6	7	8	9	10	11	12	13	14	15
Agra	2,074	..	2,074	1,318	..	1,318	63·5
Allahabad	108	..	108	99	..	99	91·7
Andhra Pradesh Agriculture	351	17	368	265	8	273	74·2
Annamalai	68	..	68	50	..	50	73·5
Banaras Hindu	68	..	68	66	..	66	97·1
Bhagalpur	193	..	193	165	..	165	85·5
Bihar	255	22	277	247	22	269	97·1
Cauhati	45	..	45	23	..	23	51·1
Gorakhpur	1,320	..	1,320	1,092	..	1,092	82·7
Gujarat	79	..	79	66	..	66	83·5
Jammu and Kashmir	166	..	166	74	..	74	44·6
Jawahar Lal Nehru Krishi Vishwavidyalaya	448	..	448	364	..	364	81·3
Kalyani	58	..	58	56	..	56	96·6
Karnatak	18	..	18	14	..	14	77·8
Kerala	57	4	61	50	4	54	88·5
Madras	155	..	155	139	..	139	89·7
Marathwada	80	2	82	65	1	66	80·5
Mysore	84	..	84	71	..	71	84·5
Nagpur	394	..	394	323	..	323	82·0
Orissa Agriculture & Tech- nology	293	..	293	83	..	83	28·3	198	..	198	176	..	176	88·9
Punjab	1	..	1	1	..	1	100·0	108	..	108	90	..	90	83·3
Poona	189	..	189	156	..	156	82·5
Punjab Agricultural	161	..	161	118	..	118	73·3
Rajasthan	32	..	32	30	..	30	93·8
Ranchi	68	..	68	64	..	64	94·1
S.V. Vidyapeeth	239	..	239	171	..	171	71·5
Udaipur	136	..	136	124	..	124	91·2
U.P. Agricultural	116	..	116	116	..	116	100·0
Total	294	..	294	84	..	84	28·6	7,268	45	7,313	5,592	35	5,627	76·9

TABLE XVII—*Examination Results (Detailed Break-up)—contd.*

D—Agriculture—*contd.*/E—Commerce

University	M.Sc. (Agriculture) †						Pass Percent- age	I-Com.						Pass Percent- age
	Number Appeared			Number Passed				Number Appeared			Number Passed			
	Boys	Girls	Total	Boys	Girls	Total		Boys	Girls	Total	Boys	Girls	Total	
1	2	3	4	5	6	7	8	9	10	11	12	13	14 [*]	15
Agra	405	..	405	402	..	402	99·3
Annamalai	4	..	4	4	..	4	100·0
Banaras Hindu	64	..	64	64	..	64	100·0
Bhagalpur	31	..	31	31	..	31	100·0
Bombay	3,271	354	3,625	1,054	151	1,205	33·2
Calcutta	10	..	10	9	..	9	90·0
Gauhati	15	..	15	15	..	15	100·0
Jabalpur	4	..	4	00·0
Jawaharlal Nehru Krishi Vishwaavidyalaya.	121	..	121	115	..	115	95·0
Kalyani	22	..	22	22	..	22	100·0
Karnatak	12	..	12	11	..	11	91·7
Kerala	21	2	23	21	2	23	100·0
Madras	42	1	43	42	1	43	100·0
Nagpur	43	..	43	43	..	43	100·0
Orissa Agriculture and Technology	45	..	45	43	..	43	95·6
Panjab	23	..	23	18	..	18	78·3
Poona	65	..	65	59	..	59	90·8
Punjab Agricultural	39	..	39	39	..	39	100·0
Ranchi	22	..	22	21	..	21	95·5
S. V. Vijaeeeth	11	..	11	11	..	11	100·0
Udaipur	21	..	21	20	..	20	95·2
Utkal	14	..	14	10	..	10	71·4
Vikram	65	..	65	65	..	65	100·0
Total	1,081	3	1,084	1,055	3	1,058	97·8	3,280	354	3,634	1,064	151	1,215	33·4

UNIVERSITIES
Universities

Indian Agricultural Research Institute	56	2	58	56	2	58	100.0
GRAND TOTAL	1,137	5	1,142	1,111	5	1,116	97.7	3,289	354	3,643	1,064	161	1,215	83.4

TABLE XVII—*Examination Results (Detailed Break-up)—contd.*
E—Commerce—*con'd.*

University	B.Com./B.Com. (Hons.)						Pass Percent- age	M. Com.						Pass Percent- age
	Number Appeared			Number Passed				Number Appeared			Number Passed			
	Boys	Girls	Total	Boys	Girls	Total		Boys	Girls	Total	Boys	Girls	Total	
	2	3	4	5	6	7		8	9	10	11	12	13	
Agra	2,075	6	2,081	1,220	3	1,223	59.2	572	..	572	528	..	528	92.3
Aligarh Muslim	44	..	44	38	..	38	86.4	11	1	12	11	1	12	100.0
Allahabad	240	..	240	122	..	122	50.8	99	..	99	94	..	94	94.9
Andhra	906	4	1,000	511	2	513	51.3	51	3	54	41	2	43	79.6
Annamalai	110	..	110	65	..	65	59.1	14	..	14	14	..	14	100.0
Banaras Hindu	175	..	175	165	..	165	94.3	31	..	31	29	..	29	93.5
Bangalore	722	5	727	204	2	206	28.3
Baroda	567	18	585	348	14	362	61.9	25	..	25	22	..	22	88.0
Bhagalpur	465	..	465	200	..	200	43.0	34	..	34	29	..	29	85.3
Bihar	478	..	478	231	..	231	48.3	22	..	22	18	..	18	81.8
Bombay	1,060	107	1,167	438	72	510	43.7	131	15	146	68	9	77	52.7
Burdwan	777	5	782	262	2	264	33.8
Calcutta	9,933	25	9,958	5,334	10	5,344	53.7	1,191	9	1,200	509	5	514	42.8
Delhi	382	2	384	269	2	271	70.6	33	1	34	27	..	27	79.4
Gauhati	683	..	683	213	..	213	31.2	99	..	99	69	..	69	69.7
Gorakhpur	391	..	391	257	..	257	65.7	37	..	37	32	..	32	86.5
Gujarat	2,189	122	2,311	1,128	74	1,202	52.0	177	3	180	70	1	71	39.4
Indore	352	..	352	216	..	216	61.4	97	..	97	85	..	85	87.6
Jabalpur	491	..	491	252	..	252	62.8	213	..	213	204	..	204	95.8
Jammu & Kashmir	28	..	28	19	..	19	67.9
Jiwaji	191	..	191	120	..	120	62.8	51	..	51	48	..	48	94.1
Jodhpur	138	..	138	99	..	99	71.7	31	..	31	28	..	28	90.3
Karnatak	396	10	406	157	4	161	39.7	65	1	66	47	1	48	72.7
Kerala	1,067	36	1,103	569	14	583	52.9	54	4	58	50	3	53	91.4
Lucknow	350	..	350	187	..	187	53.4	90	..	90	85	..	85	94.4
Madras	1,861	8	1,869	674	..	674	36.1	45	..	45	36	..	36	80.0
Magadh	324	..	324	151	..	151	46.6	6	..	6	4	..	4	66.7
Marathwada	448	3	449	184	1	185	41.2	31	..	31	17	..	17	54.8
Mysore	881	25	906	270	12	282	31.1	21	..	21	18	..	18	85.7
Nagpur	2,084	21	2,105	1,206	16	1,222	58.1	221	1	222	117	..	117	52.7

Ormanis	197	..	197	33.3	20	..	20	19	..	19	96.0
Panjab	159	..	109	68.6	6	..	6	6	..	6	100.0
Patna	118	..	104	88.1	57	..	57	48	..	48	84.2
Poona	..	26	1,673	..	699	42.1	100	3	103	41	1	42	40.8
Punjabi	79	..	55	69.6
Rajasthan	1,168	..	511	43.8	104	..	104	86	..	86	82.7
Ranchi	..	2	649	..	249	38.4
Ravi Shankar	416	..	263	63.2	104	..	104	92	..	92	88.5
Shivaji	..	19	414	..	131	32.9	11	..	11	8	..	8	72.7
S.V. Vidyapeeth	..	2	105	..	101	96.3	39	..	39	25	..	25	64.1
Saugar	424	..	295	69.6
Sri Venkateswara	118	..	51	43.2
Udampur	46	..	42	91.3	8	..	8	8	..	8	100.0
Utkal	..	1	386	..	160	41.3	16	..	16	11	..	11	69.8
Vikram	..	1	547	..	391	71.5	90	..	90	83	..	83	92.2
Total	..	448	36,690	..	18,476	59.4	4,007	41	4,048	2,727	23	2,750	67.9

TABLE XVII—*Examination Results (Detailed Break-up)*—contd.
F—Education (Teacher Training)

University	B.Ed./B.T./L.T.						Pass Percent- age	M.Ed.						Pass Percent- age
	Number Appeared			Number Passed				Number Appeared			Number Passed			
	Boys	Girls	Total	Boys	Girls	Total		Boys	Girls	Total	Boys	Girls	Total	
1	2	3	4	5	6	7	8	9	10	11	12	13	14	15
Agra	1,616	1,218	2,834	1,232	1,016	2,248	79.3	50	22	72	39	22	61	84.7
Aligarh Muslim	52	39	91	52	37	89	97.8	52	39	91	48	35	83	91.2
Allahabad	13	6	19	11	6	17	89.5
Andhra	662	186	848	587	164	751	88.6	4	1	5	4	..	4	80.0
Annamalai	125	13	138	121	13	134	97.1	2	4	6	2	4	6	100.0
Banaras Hindu	41	63	104	39	63	102	98.1	8	4	12	8	4	12	100.0
Bangalore	175	90	265	118	77	195	73.6
Baroda	76	43	119	75	42	117	98.3	8	5	13	6	4	10	76.9
Bhagalpur	405	33	438	372	32	404	92.2
Bombay	114	182	296	113	180	293	99.0	9	19	28	6	14	20	71.4
Burdwan	124	..	124	108	..	108	87.1
Calcutta	1,145	603	1,748	863	478	1,341	76.7	9	24	33	9	24	33	100.0
Delhi	50	129	179	43	113	156	87.2	14	4	18	13	4	17	94.4
Gauhati	280	82	362	241	51	292	80.7
Gorakhpur	1,486	208	1,694	1,215	183	1,398	82.5	17	3	20	12	2	14	70.0
Gujarat	44	4	48	24	3	27	56.3
Jabalpur	117	133	250	117	130	247	98.8	24	18	42	18	12	30	71.4
Jammu & Kashmir	302	176	478	239	133	372	77.8
Jiwaji	151	34	185	136	33	169	91.4	19	3	22	16	3	19	86.4
Kalyani	81	41	122	81	41	122	100.0
Karnatak	236	28	264	229	28	257	97.3	37	7	44	36	7	43	97.7
Kerala	1,324	1,382	2,706	1,126	1,140	2,266	83.7	19	11	30	18	11	29	96.7
Kurukshetra	73	28	101	64	27	91	90.1
Lucknow	23	165	188	23	164	187	99.5	12	18	30	7	14	21	70.0
Madras	1,442	689	2,131	1,100	570	1,670	78.4	32	4	36	11	1	12	33.3
Marathwada	141	14	155	135	13	148	95.5	18	4	22	14	2	16	72.7
Mysore	556	165	721	448	145	593	82.2	16	2	18	16	2	18	100.0
Nagpur	362	107	469	311	91	402	85.7	8	..	8	6	..	6	75.0
North Bengal	210	78	288	188	73	261	91.2

Ostmania	522	208	730	488	164	652	89.3	15	6	21	8	3	11	52.4
Panjab	2,010	2,390	4,400	1,379	1,885	3,264	74.2	6	1	7	6	1	7	100.0
Patna	130	113	243	123	109	232	95.5	29	9	38	19	6	25	65.8
Poona	203	77	280	199	74	273	97.5	66	10	76	57	7	64	84.2
Punjabi	174	156	330	131	133	264	80.0	11	4	15	10	4	14	93.3
Rajasthan	433	125	558	425	118	543	97.3	11	..	11	10	..	10	90.9
Ranchi	108	49	157	107	48	155	98.7
Ravi Shanker	242	59	301	239	56	295	98.0	32	..	32	18	..	18	56.3
Shivaji	323	78	401	313	78	391	97.5	16	2	18	12	2	14	77.8
S.V. Vidyapeeth	106	18	124	106	18	124	100.0	10	..	10	9	..	9	90.0
Saugar	577	68	645	570	68	638	98.9	52	4	56	52	4	56	100.0
S.N.D.T. Women's	..	228	228	..	193	193	84.6	..	49	49	..	31	31	63.3
Sri Venkateswara	342	33	375	328	31	359	95.7
Udaipur	143	15	158	142	14	156	98.7
Utkal	496	59	555	486	57	543	97.8	7	2	9	7	1	8	88.9
Varanasya Sanskrit Vishwavidyalaya	21	..	21	21	..	21	100.0
Vikram	453	84	537	425	77	502	93.5	47	2	49	41	2	43	87.8
Visva Bharati	60	21	81	60	21	81	100.0	6	1	7	6	1	7	100.0
Total	17,756	9,712	27,468	14,942	8,184	23,126	84.2	679	288	967	555	233	788	81.5
<i>Institutions Deemed to be Universities—</i>														
Gujarat Vidyapeeth	20	8	28	16	6	22	78.6
Jamia Millia Islamia	41	42	83	41	42	83	100.0	9	2	11	6	2	8	72.7
Total	61	50	111	57	48	105	94.6	9	2	11	6	2	8	72.7
GRAND TOTAL	17,817	9,762	27,579	14,999	8,232	23,231	84.2	688	290	978	561	235	796	81.4

TABLE XVII—*Examination Results (Detailed Break-up)*—contd.

F—Education (Teachers' Training)

University	Diploma/Certificate in Teaching														
	Under Graduate							Pass Percentage	Post Graduate						
	Number Appeared			Number Passed			Number Appeared			Number Passed			Pass Percentage		
	Boys	Girls	Total	Boys	Girls	Total	Boys		Girls	Total	Boys	Girls		Total	
1	15	16	17	18	19	20	21	22	23	24	25	26	27	28	
Annamalai	32	7	39	32	7	39	100·0	
Baroda	18	10	28	17	10	27	96·4	
Bombay	86	197	283	85	193	278	98·2	
Gauhati	34	..	34	21	..	21	61·8	8	2	10	6	2	8	80·0	
Jabalpur	16	5	21	16	5	21	100·0	
Karnatak	2	22	24	2	22	24	100·0	
Nagpur	323	204	527	278	182	460	87·3	1	1	2	1	..	1	50·0	
Shivaji	212	144	356	142	96	238	66·9	
S.V. Vidyapeeth	28	8	36	28	8	36	100·0	
Total	719	590	1,309	589	516	1,105	84·4	41	10	51	39	9	48	94·1	
<i>Institutions Deemed to be Universities—</i>															
Gujarat Vidyapeeth	31	10	41	25	9	34	82·9	
Jamia Millia Islam a	34	21	55	34	21	55	100·0	
Total	65	31	96	59	30	89	92·7	
Grand Total	784	621	1,405	648	546	1,194	85·0	41	10	51	39	9	48	94·1	

TABLE—XVII—Examination Results (Detailed Break-up)—*contd.*

G—Engineering and Technology

University	B.Sc./B.E. (Civil Engineering)						Pass Per-centage	B.Sc./B.E. (Elect. Engineering)						Pass Percent-age
	Number Appeared			Number Passed				Number Appeared			Number Passed			
	Boys	Girls	Total	Boys	Girls	Total		Boys	Girls	Total	Boys	Girls	Total	
1	2	3	4	5	6	7	8	9	10	11	12	13	14	15
Agra	20	..	20	19	..	19	95.0
Aligarh Muslim	75	..	75	57	..	57	76.0	43	..	43	30	..	30	69.8
Andhra	61	..	61	25	..	25	41.0	50	..	50	34	..	34	68.0
Annamalai	43	..	43	41	..	41	95.3	28	..	28	28	..	28	100.0
Banaras Hindu	52	..	52	50	..	50	96.2	102	..	102	100	..	100	98.0
Baroda	132	3	135	111	2	113	83.7	85	..	85	68	..	68	80.0
Bihar	74	..	74	48	..	48	64.9	27	..	27	22	..	22	81.5
Bombay	108	1	109	74	1	75	68.8	97	1	98	63	..	63	64.3
Calcutta	171	..	171	99	..	99	57.9	104	2	106	75	..	75	70.8
Gauhati	86	..	86	58	..	58	67.4	38	..	38	15	..	15	39.5
Gujarat	274	5	279	184	2	186	66.7	244	..	244	138	..	138	56.6
Jabalpur	78	2	80	75	1	76	95.0	75	..	75	69	..	69	92.0
Jadavpur	165	..	165	134	..	134	81.2	140	1	141	103	1	104	73.8
Jodhpur	72	..	72	67	..	67	93.1	52	..	52	45	..	45	86.5
Karnatak	90	..	90	65	..	65	72.2	57	..	57	36	..	36	63.2
Kerala	268	10	278	192	8	200	71.9	186	4	190	148	..	148	77.9
Madras	258	..	258	164	..	164	63.6	319	..	319	212	..	212	66.5
Marathwada	39	..	39	32	..	32	82.1	37	..	37	30	..	30	81.1
Osmania	36	..	36	18	..	18	50.0	105	..	105	79	..	79	75.2
Panjab	289	..	289	239	..	239	82.7	219	..	219	183	..	183	83.6
Patna	82	..	82	56	..	56	68.3	34	..	34	28	..	28	82.4
Poona	203	2	205	117	2	119	58.0	119	1	120	81	1	82	68.3
Ranchi	288	..	288	184	..	184	63.9	343	..	343	207	..	207	60.3

TABLE XVII—Examination Results (Detailed Break-up)—*contd.*
G—Engineering and Technology—*contd.*

1	2	3	4	5	6	7	8	9	10	11	12	13	14	15
Ravi Shankar	23	..	23	23	..	23	100·0	33	1	34	33	1	34	100·0
Roorkee	116	1	117	111	1	112	95·7	61	..	61	59	..	59	96·7
Shivaji	107	..	107	70	..	70	65·4	100	..	100	68	..	68	68·0
S.V. Vidyapeeth	133	1	134	118	1	119	88·8	78	..	78	62	..	62	79·5
Sri Venkateswara	44	..	44	16	..	16	36·4	23	..	23	19	..	19	82·6
Utkal	143	..	143	134	..	134	93·7	48	..	48	47	..	47	97·9
Vikram	28	..	28	28	..	28	100·0	32	..	32	32	..	32	100·0
Total	3,538	25	3,563	2,590	18	2,608	73·2	2,899	10	2,909	2,133	3	2,136	73·4
<i>Institutions Deemed to be Universities—</i>														
Birla Institute of Techno- logy & Science	35	..	35	31	..	31	88·6	65	..	65	57	..	57	87·7
Indian Institute of Science	52	..	52	52	..	52	100·0
Total	35	..	35	31	..	31	88·6	117	..	117	109	..	109	93·2
GRAND TOTAL	3,573	25	3,598	2,621	18	2,639	73·3	3,016	10	3,026	2,242	3	2,245	74·2

TABLE XVII—Examination Results (Detailed Break-up)—*contd.*

G—Engineering & Technology—*contd.*

University	B.Sc./B.E. (Mech. Engg.)						Pass Percentage	B.Sc./B.E. (Chem. Engg.)						Pass Percentage
	Number Appeared			Number Passed				Number Appeared			Number Passed			
	Boys	Girls	Total	Boys	Girls	Total		Boys	Girls	Total	Boys	Girls	Total	
1	2	3	4	5	6	7	8	9	10	11	12	13	14	15
Agra	38	..	38	38	..	38	100.0	26	..	26	19	..	19	73.1
Aligarh Muslim	43	..	43	42	..	42	97.7
Andhra	57	..	57	38	..	38	66.7
Annamalai	70	..	70	68	..	68	97.1	43	..	43	30	..	30	69.8
Banaras Hindu	95	..	95	95	..	95	100.0	36	..	36	35	..	35	97.2
Baroda	168	..	168	160	..	160	95.2
Bihar	33	..	33	21	..	21	63.6
Bombay	116	..	116	89	..	89	76.7	54	..	54	49	..	49	90.7
Calcutta	102	..	102	85	..	85	83.3
Gauhati	52	..	52	21	..	21	40.4
Gujarat	321	2	323	243	2	245	75.9
Jabalpur	84	..	84	74	..	74	88.1
Jadavpur	121	..	121	95	..	95	78.5	74	..	74	62	..	62	83.8
Jodhpur	39	..	39	38	..	38	97.4
Karnatak	187	..	187	94	..	94	50.3
Kerala	207	..	207	195	..	195	94.2
Madras	446	..	446	263	..	263	59.0	31	..	31	26	..	26	83.9
Marathwada	39	..	39	36	..	36	92.3
Osmania	151	..	151	104	..	104	68.9

TABLE XVII—Examination Results (Detailed Break-up)—*contd.*
G—Engineering & Technology—*contd.*

1	2	3	4	5	6	7	8	9	10	11	12	13	14	15
Panjab	247	..	247	237	..	237	96.0	92	..	92	75	..	75	81.5
Patna	44	..	44	38	..	38	86.4
Poona	148	..	148	127	..	127	85.8
Ranchi	351	..	351	248	..	248	70.7	29	..	29	27	..	27	93.1
Ravi Shankar	41	..	41	40	..	40	97.6
Rorkee	63	..	63	63	..	63	100.0
Shivaji	107	..	107	94	..	94	87.9
S. V. Vidyapeeth	66	..	66	61	..	61	92.4
Sri Venkateswara	15	..	15	9	..	9	60.0
Utkal	112	..	112	93	..	93	83.0
Vikram	35	..	35	34	..	34	97.1
Total	3,598	2	3,600	2,843	2	2,845	79.0	385	..	385	323	..	323	83.9
<i>Institutions Deemed to be Universities—</i>														
Birla Institute of Technology & Science	77	..	77	71	..	71	92.2
Total	3,675	2	3,677	2,914	2	2,916	79.0	385	..	385	323	..	323	83.9

TABLE XVII—Examination Results (Detailed Break-up)—*contd.*
G—Engineering & Technology—*contd.*

University	Number Appeared			Number Passed			Pass Percentage
	Boys	Girls	Total	Boys	Girls	Total	
1	2	3	4	5	6	7	8
B. So./B.E. (Metallurgy and Mining)							
Naras Hindu	87	..	87	81	..	81	93.1
Leutia	58	..	58	38	..	38	65.5
Dhampur	29	..	29	29	..	29	100.0
Dras	29	..	29	19	..	19	65.5
Una	37	..	37	32	..	32	86.5
Nehru	167	..	167	151	..	151	90.4
Dr. B. R. Shankar	65	..	65	65	..	65	100.0
Total	472	..	472	415	..	415	87.9
<i>Institutions Deemed to be Universities—</i>							
Indian Institute of Science	33	..	33	33	..	33	100.0
GRAND TOTAL	505	..	505	448	..	448	88.7
B. E.—Tele-Communication							
Dhara	20	..	20	14	..	14	70.0
Davpur	49	2	51	37	2	39	76.5
Dras	25	..	25	17	..	17	68.0
Mania	3	..	3	2	..	2	66.7
Una	39	1	40	21	..	21	52.5
Nehru	29	..	29	20	..	20	69.0
Orkee	14	4	18	14	4	18	100.0
Total	179	7	186	125	6	131	70.4
<i>Institutions Deemed to be Universities—</i>							
Indian Institute of Technology and Science	18	..	18	18	..	18	100.0
GRAND TOTAL	197	7	204	143	6	149	73.0

TABLE XVII—Examination Results (Detailed Break-up)—*contd.*
G—Engineering & Technology—*contd.*

University	Number Appeared			Number Passed			Pass Per- centag
	Boys	Girls	Total	Boys	Girls	Total	
1	2	3	4	5	6	7	8
B. Sc. (Tech.)/B.Sc. (Hons.) Tech./B.Sc. (Chem. Tech.)							
Agra	17	..	17	17	..	17	100.0
Andhra	34	..	34	26	..	26	76.5
Bombay	131	7	138	101	..	101	73.2
Burdwan	22	..	22	22	..	22	100.0
Calcutta	85	..	85	69	..	69	81.2
Osmania	36	..	36	26	..	26	72.2
Nagpur	43	..	43	38	..	38	88.4
Total	308	7	375	299	..	299	79.7
B. Arch.							
Baroda	45	7	52	39	5	44	84.6
Bombay	189	15	204	67	5	72	35.3
Calcutta	17	..	17	15	..	15	88.2
Madras	17	..	17	12	..	12	70.6
Roorkee	34	2	36	34	2	36	100.0
Total	302	24	326	167	12	179	54.9
B.Text./B.Sc. (Text.)							
Agra	23	..	23	23	..	23	100.0
Bangalore	29	..	29	29	..	29	100.0
Baroda	29	..	29	25	..	25	86.2
Bombay	19	..	19	19	..	19	100.0
Calcutta	30	..	30	30	..	30	100.0
Madras	13	..	13	13	..	13	100.0
Punjab	92	..	92	87	..	87	94.6
Total	235	..	235	226	..	226	96.2
B.Sc./B.E. (Leather Technology)							
Allahabad	77	..	77	73	..	73	94.8
Banarals Hindu	11	..	11	10	..	10	90.9
Bangalore	617	..	617	441	..	441	71.5
Bhgalpur	137	..	137	95	..	95	69.3
Calcutta	5	..	5	5	..	5	100.0
Indore	135	1	136	117	1	118	86.8
Jammu & Kashmir	94	..	94	86	..	86	91.5
Jiwaji	84	..	84	66	..	66	78.6
Mysore	442	1	443	358	1	359	81.0
Nagpur	176	..	176	126	..	126	71.6
Panjab	31	..	31	25	..	25	80.6
Punjabi	232	..	232	211	..	211	90.9
Ranchi	81	..	81	71	..	71	87.7
Total	2,122	2	2,124	1,684	2	1,686	79.4

TABLE XVII—Examination Results (Detailed Break-up)—*contd.*G—Engineering & Technology—*contd.*

University	Number Appeared			Number Passed			Pass Percentage
	Boys	Girls	Total	Boys	Girls	Total	
1	2	3	4	5	6	7	8
M.Sc. (Tech.) /M.Sc. (Hons.) Tech.							
Agra	29	..	29	29	..	29	100.0
Andhra	83	..	83	67	..	67	80.7
Bombay	14	..	14	14	..	14	100.0
Calcutta	82	..	82	79	..	79	96.3
Madras	18	..	18	18	..	18	100.0
Nagpur	3	..	3	3	..	3	100.0
Ravi Shankar	9	..	9	9	..	9	100.0
Sangar	14	..	14	14	..	14	100.0
Total	252	..	252	233	..	233	92.5
M.E./M. Sc. (Engg.)							
Andhra	8	..	8	5	..	5	62.5
Annamalai	24	..	24	20	..	20	83.3
Banaras Hindu	19	..	19	18	..	18	94.7
Baroda	46	..	46	43	..	43	95.6
Bombay	10	..	10	6	..	6	60.0
Calcutta	53	..	53	44	..	44	83.0
Gujarat	18	..	18	12	..	12	66.7
Jabalpur	19	..	19	19	..	19	100.0
Jodhpur	26	1	27	22	1	23	85.2
Kerala	30	1	31	21	1	22	71.0
Madras	81	..	81	51	..	51	63.0
Osmania	83	2	85	52	1	53	62.4
Poona	33	..	33	24	..	24	72.7
Ranchi	34	..	34	34	..	34	100.0
Roorkee	107	..	107	103	..	103	96.3
S. V. Vidyapeeth	21	..	21	15	..	15	71.4
Total	611	4	615	489	3	492	80.0
<i>Institutions deemed to be Universities—</i>							
Birla Institute of Technology and Science	7	2	9	6	2	8	88.9
Indian Institute of Science	86	..	86	86	..	86	100.0
Total	93	2	95	92	2	94	98.9
GRAND TOTAL	704	6	710	581	5	586	82.5

TABLE XVII Examination Results (Detailed Break-up)—*contd.*
G—Engineering & Technology—*contd.*

University	Number Appeared			Number Passed			Pass Percentage
	Boys	Girls	Total	Boys	Girls	Total	
1	2	3	4	5	6	7	8
Under-Graduate Diploma/Certificate (Engg. & Tech.)							
Aligarh	307	..	307	178	..	178	58.0
Baroda	554	1	555	436	..	436	78.6
Nagpur	53	..	53	23	..	23	43.4
Roorkee	55	..	55	48	..	48	87.3
Total	969	1	970	685	..	685	70.6
Post-Graduate Diploma (Engg. and Tech.)							
Bangalore	30	8	38	24	4	28	73.7
Bombay	6	..	6	2	..	2	33.3
Calcutta	16	..	16	13	..	13	81.3
Roorkee	246	..	246	215	..	215	87.4
Total	298	8	306	254	4	258	84.3
<i>Institutions deemed to be Universities—</i>							
Indian Institute of Science	36	..	36	36	..	36	100.0
GRAND TOTAL	334	8	342	290	4	294	86.0

TABLE XVII—EXAMINATION RESULTS (Detailed Break-up)—*contd.*

H—Law

University	L.L.B./B.L.						Pass Per- centage	L.L.M./M.L.						Pass Per- centage
	Number Appeared			Number Passed				Number Appeared			Number Passed			
	Boys	Girls	Total	Boys	Girls	Total		Boys	Girls	Total	Boys	Girls	Total	
	2	3	4	5	6	7		8	9	10	11	12	13	
Aggra	996	10	1,006	591	6	597	59.3	8	1	9	00.0
Aligarh Muslim	102	2	104	77	1	78	75.0	3	..	3	2	..	2	96.7
Allahabad	317	..	317	152	..	152	47.9	1	..	1	1	..	1	100.0
Andhra	61	2	63	45	..	45	71.4	8	1	9	4	1	5	55.6
Banaras Hindu	114	2	116	56	..	56	48.3	14	2	16	2	..	2	12.5
Bangalore	505	20	525	286	12	298	56.8	30	..	30	3	..	3	10.0
Baroda	165	15	180	84	8	92	51.1
Bhagalpur	298	..	298	209	..	209	70.1
Bihar	317	..	317	309	..	309	97.5	7	..	7	00.0
Bombay	1,047	121	1,168	743	107	850	72.8	119	4	123	42	1	43	35.0
Calcutta	1,137	43	1,180	809	32	841	71.3
Delhi	338	20	358	233	13	246	68.7	2	..	2	1	..	1	50.0
Gauhati	163	1	164	90	1	91	55.5
Gorakhpur	176	..	176	106	..	106	60.2	2	..	2	2	..	2	100.0
Gujarat	1,197	69	1,266	560	47	607	47.9	31	..	31	2	..	2	6.5
Indore	293	11	304	213	6	219	72.0
Jabalpur	80	..	80	53	..	53	66.3	7	..	7	6	..	6	85.7
Jiwaji	101	1	102	68	..	68	66.7	31	..	31	00.0
Jodhpur	163	..	163	86	..	86	52.8
Karnatak	249	5	254	121	2	123	48.4	15	..	15	3	..	3	20.0
Kerala	287	14	301	131	8	139	46.2	20	5	25	5	1	6	24.0
Lucknow	641	11	652	358	10	368	57.1	18	1	19	5	1	6	31.6
Madras	809	26	835	392	20	412	49.3	25	1	26	1	..	1	3.8

TABLE XVII—Examination Results (Detailed Break-up)—*contd.*
H—Law—*contd.*

1	2	3	4	5	6	7	8	9	10	11	12	13	14	15
Magadh	315	..	315	235	..	235	74.6
Marathwada	178	..	178	90	..	90	50.6	4	..	4	00.0
Mysore	91	2	93	47	2	49	52.7
Nagpur	145	3	148	82	..	82	55.4	4	..	4	3	..	3	75.0
Osmania	450	10	460	164	6	170	37.0	14	..	14	8	..	8	57.1
Panjab	434	26	460	336	10	346	75.2	4	..	4	00.0
Patna	81	..	81	50	..	50	61.7	7	..	7	4	..	4	57.1
Poona	308	9	317	119	5	124	39.1	22	1	23	3	1	4	17.4
Rajasthan	250	7	257	193	7	200	77.8	3	..	3	2	..	2	66.7
Ranchi	201	1	202	164	1	165	56.5
Ravi Shankar	118	4	122	91	3	94	77.0
Shivaji	37	..	37	20	..	20	54.1
S. V. Vidyapeeth	4	..	4	3	..	3	75.0
Sangar	309	2	311	184	..	184	59.2	1	..	1
Udaipur	40	..	40	22	..	22	55.0	1	100.0
Utkal	198	1	199	105	1	106	53.3	9	1	10	1	..	1	10.0
Vikram	240	2	242	168	1	169	69.8
Total	13,045	440	13,485	8,045	309	8,354	62.0	409	17	426	101	5	106	24.9

I—Medicine

	M.B.B.S.							M.D.						
	1	2	3	4	5	6	7	8	9	10	11	12	13	14
Agra	109	25	134	73	21	94	70.1	17	..	17	6	..	6	35.3
Andhra	598	113	711	260	64	324	45.6	80	52	132	16	7	23	17.4
Banaras Hindu	30	5	35	22	3	25	71.4
Bangalore	103	33	136	34	23	57	41.9
Baroda	79	16	95	51	13	64	67.4	35	3	38	5	2	7	18.4
Bihar	107	29	226	124	24	148	65.5	46	6	52	21	3	24	46.2
Bombay	312	162	474	150	99	249	52.5	140	76	216	40	29	69	31.9
Calcutta	771	129	900	386	93	479	53.2	19	1	20	9	1	10	50.0
Delhi	120	158	287	62	95	157	54.7	65	32	97	17	19	36	37.1
Gauhati	249	23	272	123	14	137	50.4
Gujarat	170	62	232	82	22	104	55.2

Indore	102	51	153	59	26	85	55.6	18	..	18	11	..	11	61.1
Jabalpur	214	73	287	114	43	157	54.7	10	..	10	3	..	3	30.0
Jammu & Kashmir	222	66	288	117	34	151	52.4
Jiwaji	82	12	94	37	12	49	52.1	16
Karnatak	323	54	377	172	41	213	56.5	2	4	6	8	..	8	50.0
Kerala	380	136	516	237	104	341	66.1	19	11	30	..	3	3	50.0
Lucknow	444	127	571	270	94	364	63.7	157	19	176	77	5	19	63.3
Madras	784	215	999	313	106	419	41.9	114	26	140	28	7	84	47.7
Marathwada	84	17	101	35	9	44	43.6	8	36	25.7
Mysore	174	30	204	88	14	102	50.0	9
Nagpur	222	90	312	113	32	145	46.5	30	6	36	11	..	2	22.2
Osmania	278	111	389	120	61	181	46.5	43	25	68	16	4	15	41.7
Punjab	206	55	261	155	41	196	75.1	31	14	45	16	10	26	38.2
Patna	124	22	146	64	15	79	54.1	50	2	52	12	6	22	48.9
Poona	221	85	306	77	56	133	43.5	46	16	62	8	1	13	25.0
Punjabi	125	24	149	69	21	90	60.4	18	6	24	6	10	18	29.0
Rajasthan	228	66	294	130	36	166	56.5	19	..	19	7	..	7	33.3
Ranchi	140	24	164	85	20	105	64.0	36.8
Sri Venkateswara	91	21	112	44	12	56	50.0	13
Utkal	127	31	152	72	26	92	60.5	26	5	31	2	..	2	15.4
Vikram	106	36	142	42	20	62	43.7	13	..	13	1	..	1	7.7
Total	7,418	2,102	9,520	3,755	1,288	5,043	53.0	1,092	320	1,412	373	129	502	35.6

TABLE XVII—Examination Results (Detailed Break-up)—*contd.*
I—Medicine—*contd.*

University	Number Appeared			Number Passed			Pass Percentage
	Boys	Girls	Total	Boys	Girls	Total	
1	2	3	4	5	6	7	8
M.S.							
Agra	16	..	16	6	..	6	37.5
Andhra	126	3	129	31	..	31	24.0
Baroda	29	..	29	7	..	7	24.1
Bihar	66	4	70	33	2	35	50.0
Bombay	164	4	168	58	3	61	36.3
Calcutta	29	1	30	19	..	19	63.3
Delhi	77	8	85	33	4	37	43.5
Gujarat	54	12	66	22	..	22	33.3
Indore	10	5	15	4	3	7	46.7
Jabalpur	13	2	15	5	..	5	33.3
Jiwaji	12	..	12	9	..	9	75.0
Karnatak	10	..	10	3	..	3	30.0
Kerala	17	2	19	8	1	9	47.4
Lucknow	140	17	157	76	10	86	54.8
Madras	115	10	125	13	..	13	10.4
Mysore	7	..	7	2	..	2	28.6
Nagpur	31	..	31	10	..	10	32.3
Osmania	41	..	41	13	..	13	31.7
Panjab	51	1	52	24	..	24	46.2
Patna	83	13	96	36	5	41	42.7
Poona	52	..	52	18	..	18	34.6
Punjabi	16	..	16	7	..	7	43.8
Rajasthan	23	2	25	11	1	12	48.0
Sri Venkateswara	12	..	12	3	..	3	25.0
Utkal	17	1	18	12	1	13	72.2
Vikram	16	..	16	6	..	6	37.5
Total	1,227	85	1,312	469	30	499	38.0
B.Sc. (Medicine)							
Bombay	3	3	6	2	3	5	83.3
Gujarat	1	..	1	1	..	1	100.0
Nagpur	8	5	13	2	2	4	30.8
Total	12	8	20	5	5	10	50.0
M.Sc. (Medicine)/M.Sc. (Bacteriology)							
Andhra	1	..	1	1	..	1	100.0
Baroda	5	..	5	3	..	3	60.0
Bombay	7	2	9	4	2	6	66.7
Calcutta	12	..	12	11	..	11	91.7
Delhi	4	1	5	4	1	5	100.0
Gujarat	4	..	4	1	..	1	25.0
Karnatak	1	..	1	1	..	1	100.0
Madras	8	7	15	4	3	7	46.7
Mysore	2	..	2	1	..	1	50.0
Nagpur	2	..	2	1	..	1	50.0
Poona	3	2	5	2	..	2	40.0
Total	49	12	61	33	6	39	63.0

TABLE XVII—Examination Results (Detailed Break-up)—*contd.*
I—Medicine—*contd.*

University	Number Appeared			Number Passed			Pass Percent- age
	Boys	Girls	Total	Boys	Girls	Total	
1	2	3	4	5	6	7	8
D.C.H.							
Agra	3	4	7	3	2	5	71.4
Andhra	9	4	13	8	3	11	84.6
Calcutta	41	6	47	22	5	27	57.4
Delhi	10	7	17	8	6	14	82.4
Kerala	2	1	3	1	1	2	66.7
Lucknow	16	1	17	12	1	13	76.5
Madras	19	14	33	11	13	24	72.7
Nagpur	15	2	17	4	..	4	23.5
Osmania	15	2	17	12	2	14	82.4
Panjab	3	3	6	3	3	6	100.0
Patna	8	2	10	7	1	8	80.0
Poona	8	..	8	6	..	6	75.0
Punjabi	2	1	3	2	1	3	100.0
Sri Venkateswara	7	..	7	4	..	4	57.1
Total	158	47	205	103	38	141	68.8
D.C.P.							
Andhra	1	..	1	1	..	1	100.0
Baroda	4	..	4	4	..	4	100.0
Bihar	7	..	7	5	..	5	71.4
Kerala	1	..	1	1	..	1	100.0
Lucknow	15	..	15	11	..	11	73.3
Madras	1	1	2	1	..	1	50.0
Osmania	1	..	1	1	..	1	100.0
Patna	8	1	9	8	1	9	100.0
Poona	1	1	..	1	1	100.0
Total	38	3	41	32	2	34	82.9
D.G.O.							
Andhra	31	31	..	18	18	58.1
Baroda	13	16	29	4	5	9	31.0
Bihar	1	..	1	1	..	1	100.0
Calcutta	79	57	136	36	34	70	51.5
Gujarat	2	25	27	1	18	19	70.4
Jiwaji	3	3	..	3	3	100.0
Kerala	2	15	17	1	6	7	41.2
Lucknow	9	9	..	8	8	88.9
Madras	2	48	50	1	31	32	64.0
Nagpur	10	10	..	6	6	60.0
Osmania	1	11	12	1	6	7	58.3
Panjab	1	..	1	1	..	1	100.0
Patna	5	5	..	4	4	80.0
Poona	2	5	7	1	4	5	71.4
Punjabi	2	2	..	2	2	100.0
Sri Venkateswara	1	8	9	..	5	5	55.6
Total	104	245	349	47	150	197	56.4

TABLE XVII—Examination Results (Detailed Break-up)—*contd*
I—Medicine—*contd.*

University	Number Appeared			Number Passed			Pass Per- centag.
	Boys	Girls	Total	Boys	Girls	Total	
1	2	3	4	5	6	7	8
D.L.O.							
Andhra	4	..	4	00·0
Baroda	17	..	17	9	..	9	52·9
Calcutta	5	..	5	2	..	2	40·0
Gujarat	2	..	2	2	..	2	100·0
Lucknow	10	..	10	7	..	7	70·0
Madras	13	..	13	9	..	9	69·2
Osmania	3	..	3	1	..	1	33·3
Panjab	2	..	2	2	..	2	100·0
Patna	12	..	12	7	..	7	58·3
Sri Venkateswara	2	..	2	2	..	2	100·0
Total	70	..	70	41	..	41	58·6
D.M.R.D.							
Madras	10	1	11	8	..	8	72·7
Nagpur	1	..	1	00·0
Poona	1	..	1	1	..	1	100·0
Utkal	1	1	2	1	1	2	100·0
Total	13	2	15	10	1	11	73·3
D.M.R.E.							
Agra	2	..	2	2	..	2	100·0
Baroda	3	..	3	2	..	2	66·7
Bombay	13	..	13	7	..	7	53·8
Calcutta	12	..	12	9	..	9	75·0
Jiwaji	7	..	7	00·0
Lucknow	4	1	5	2	1	3	60·0
Total	41	1	42	22	1	23	54·8

TABLE XVII—Examination Results (Detailed Break-up)—*contd.*
I—Medicine—*contd.*

University	Number Appeared			Number Passed			Pass Percent- age
	Boys	Girls	Total	Boys	Girls	Total	
1	2	3	4	5	6	7	8
D.O.							
Agra . . .	2	..	2	2	..	2	100·0
Aligarh Muslim	19	..	19	14	..	14	73·7
Andhra . . .	13	..	13	4	..	4	30·8
Baroda . . .	5	..	5	3	..	3	60·0
Delhi . . .	2	..	2	1	..	1	50·0
Madras . . .	8	..	8	3	..	3	37·5
Nagpur . . .	4	1	5	4	1	5	100·0
Osmania . . .	3	..	3	2	..	2	66·7
Patna . . .	16	1	17	12	1	13	76·5
Sri Venkateswara	3	—	3	1	—	1	33·3
Total . . .	75	2	77	46	2	48	62·3
D.O.M.S.							
Agra . . .	1	..	1	1	..	1	100·0
Calcutta . . .	32	1	33	14	1	15	45·5
Gujarat . . .	3	1	4	1	1	2	50·0
Lucknow . . .	8	..	8	4	..	4	50·0
Panjab . . .	2	1	3	1	1	2	66·7
Total . . .	46	3	49	21	3	24	49·0

TABLE XVII—Examination Results (Detailed Break-up)—*contd.*
I—Medicine—*contd.*

University	Number Appeared			Number Passed			Pass Percentage
	Boys	Girls	Total	Boys	Girls	Total	
1	2	3	4	5	6	7	8
D.P.H.							
Bombay	5	..	5	5	..	5	100·0
Calcutta	52	5	57	45	1	46	80·7
Kerala	10	3	13	6	1	7	53·8
Lucknow	8	..	8	6	..	6	75·0
Osmania	12	..	12	6	..	6	50·0
Patna	1	..	1	1	..	1	100·0
Poona	1	..	1	00·0
Total	89	8	97	69	2	71	73·3
D.T.D.							
Baroda	2	..	2	1	..	1	50
Lucknow	7	..	7	6	..	6	85
Panjab	1	..	1	1	..	1	100
Patna	6	..	6	3	..	3	50·0
Total	16	..	16	11	..	11	68·8
D. A.							
Baroda	2	..	2	2	..	2	100·0
Bombay	32	20	52	16	15	31	59·6
Calcutta	12	3	15	8	3	11	73·3
Delhi	6	3	9	4	3	7	77·8
Gujarat	1	3	4	1	3	4	100·0
Lucknow	6	3	9	5	3	8	88·9
Madras	13	3	16	10	3	13	81·3
Nagpur	1	1	2	1	1	2	100·0
Osmania	5	..	5	4	..	4	80·0
Patna	4	..	4	4	..	4	100·0
Poona	2	..	2	00·0
Utkal	3	..	3	3	..	3	100·0
Vikram	5	1	6	3	1	4	66·7
Total	92	37	129	61	32	93	72·1

TABLE XVII—*Examination Results (Detailed Break-up)—contd.*
I—*Medicine—contd.*

University	Number Appeared			Number Passed			Pass Percentage
	Boys	Girls	Total	Boys	Girls	Total	
1	2	3	4	5	6	7	8
B.Sc. (Nursing)/B.Sc. (Hons.) Nursing							
Bombay	..	5	5	..	5	5	100·0
Delhi	..	23	23	..	23	23	100·0
Indore	..	10	10	..	9	9	90·0
Madras	..	21	21	..	15	15	71·4
Umania	..	16	16	..	16	16	100·0
Punjab	..	6	6	..	4	4	66·7
I.N. D. T. Women's	..	1	1	..	1	1	100·0
Total	..	82	82	..	73	73	89·0
B.D. S.							
Bombay	122	40	162	89	29	118	72·8
Delhi	32	..	32	22	..	22	68·8
Indore	18	1	19	11	1	12	63·2
Kerala	33	13	46	15	6	21	45·7
Lucknow	66	2	68	23	1	24	35·3
Madras	23	2	25	13	2	15	60·0
Umania	28	3	31	27	2	29	93·5
Punjab	27	5	32	19	4	23	71·9
Patna	8	..	8	4	..	4	50·0
Punjabi	9	1	10	6	1	7	70·0
Total	366	67	433	229	46	275	63·5
B.U.M.S./A.B.M.S./B.A.M.S.							
Bihar Muslim	38	3	41	33	2	35	85·4
Banaras Hindu	21	..	21	15	..	15	71·4
Gujarat	104	25	129	75	17	92	71·3
Indore	13	4	17	12	1	13	76·5
Jiwaji	19	..	19	8	..	8	42·1
Kerala	16	1	17	9	1	10	58·8
Nagpur	37	..	37	10	..	10	27·0
Poona	62	19	81	29	11	40	49·4
Ravi Shanker	81	..	81	14	..	14	17·3
Total	391	52	443	205	32	237	53·4
B.Sc. (Pharmacy) B. Pharmacy							
Andhra	15	..	15	15	..	15	100·0
Banaras Hindu	17	..	17	17	..	17	100·0
Bombay	15	3	18	4	3	7	38·9
Gujarat	97	8	105	59	5	64	61·0
Madras	61	4	65	29	..	29	44·6
Nagpur	34	5	39	24	5	29	74·4
Punjab	14	4	18	11	3	14	77·8
Saugar	15	..	15	13	..	13	86·7
Total	268	24	292	172	16	188	64·4
<i>Institutions Deemed to be Universities—</i>							
Birla Institute of Technology & Science	32	..	32	19	..	19	59·4
GRAND TOTAL	300	24	324	191	16	207	63·9

TABLE XVII—*Examination Results (Detailed Break-up)—contd.*
 I—*Medicine—contd./J—Veterinary Science*

University	Number Appeared			Number Passed			Pass Percentage
	Boys	Girls	Total	Boys	Girls	Total	
1	2	3	4	5	6	7	8
M.Sc. (Pharmacy)/M. Pharmacy							
Andhra	13	..	13	13	..	13	100·0
Banaras Hindu	8	..	8	8	..	8	100·0
Gujarat	12	3	15	5	2	7	46·3
Madras	3	..	3	1	..	1	33·3
Punjab	8	..	8	8	..	8	100·0
Saugar	7	1	8	7	1	8	100·0
Total	51	4	55	42	3	45	81·8
<i>Institutions Deemed to be Universities—</i>							
Birla Institute of Technology & Science	3	..	3	3	..	3	100·0
GRAND TOTAL	54	4	58	45	3	48	82·7
M. Nursing							
Delhi	2	2	..	2	2	100
Total	2	2	..	2	2	100·0
M. D. S.							
Bombay	37	4	41	25	1	26	63·3
Punjab	3	1	4	3	1	4	100·0
Total	40	5	45	28	2	30	66·3
J—Veterinary Science							
B.V.So./B.Sc. (Veterinary Science)							
Agra	97	2	99	74	2	76	76·7
Andhra Pradesh Agricultural	443	2	445	261	..	261	58·7
Bombay	53	1	54	37	1	38	70·4
Calcutta	46	2	48	32	2	34	70·8
Gauhati	70	..	70	49	..	49	70·0
Jawahar Lal Nehru Krisbi	184	..	184	123	..	123	66·9
Kerala	63	3	66	54	3	57	86·4
Madras	97	..	97	76	..	76	78·4
Magadh	208	..	208	151	..	151	72·6
Mysore	62	..	62	37	..	37	59·7
Nagpur	50	..	50	41	..	41	82·0
Grissa Agriculture & Technology	131	..	131	75	..	75	57·3
Punjab Agricultural	74	..	74	60	..	60	81·1
Udaipur Agricultural	56	..	56	56	..	56	100·0
U. P. Agricultural	52	..	52	52	..	52	100·0
Total	1,686	10	1,696	1,187	8	1,195	70·4

TABLE XVII—*Examination Results (Detailed Break-up)—contd.*
 J—*Veterinary Science—contd.*

University	Number Appeared			Number Passed			Pass Percentage
	Boys	Girls	Total	Boys	Girls	Total	
1	2	3	4	5	6	7	8
M. V. Sc./M. Sc. (Veterinary Science)							
Agra	71	..	71	71	..	71	100·0
Bombay	19	..	19	16	..	16	84·2
Jawahar Lal Nehru Krishi Vishwavidyalaya	12	..	12	12	..	12	100·0
Kerala	6	1	7	6	1	7	100·0
Madras	43	..	43	34	..	34	79·1
Magadh	15	..	15	15	..	15	100·0
Total	166	1	167	154	1	155	92·8
K—Physical Education							
B. Phy. Education							
Jiwaji	49	8	57	48	8	56	98·2
Panjabi	13	13	26	13	12	25	96·2
Total	62	21	83	61	20	81	97·6
M. Phy. Education							
Jiwaji	7	..	7	5	..	5	71·4
Total	7	..	7	5	..	5	71·4
Dip. in Physical Education (Under-Graduate)							
Jiwaji	19	3	22	10	3	13	59·1
Nagpur	13	2	15	11	2	13	86·7
Panjabi	70	48	118	65	47	112	94·9
Total	102	53	155	86	52	138	89·0
Dip. in Physical Education (Post-Graduate)							
Kalyani	23	..	23	23	..	23	100·0
Lucknow	25	..	25	23	..	23	92·0
Madras	32	..	32	30	..	30	93·8
Osmania	57	11	68	51	10	61	89·7
Panjab	9	7	16	9	7	16	100·0
Panjabi	41	11	52	40	11	51	98·1
Total	187	29	216	176	28	204	9·4

TABLE XVII—*Examination Results (Detailed Break-up)*—contd.
 L—Other Miscellaneous Degree Examinations (General & Professional Education)

University	Number Appeared			Number Passed			Pass percentage
	Boys	Girls	Total	Boys	Girls	Total	
1	2	3	4	5	6	7	8
B.Sc. (Home Science)/B.A. (Home Arts)							
Allahabad	48	48	..	33	33	68.8
Andhra Pradesh Agricultural	39	39	..	32	32	82.1
Baroda	119	119	..	112	112	94.1
Delhi	157	157	..	141	141	89.8
Jabalpur	68	68	..	58	58	85.3
Jammu & Kashmir	39	39	..	32	32	82.1
Kerala	140	140	..	60	60	42.9
Madras	276	276	..	232	232	84.1
Nagpur	41	41	..	31	31	75.6
Panjab	38	38	..	38	38	100.0
Saugar	13	13	..	13	13	100.0
ri Venkateswara	6	6	..	5	5	83.3
daipur	15	15	..	15	15	100.0
Total	999	999	..	802	802	80.3
B. Library Science							
Aligarh Muslim	24	9	33	20	5	25	75.8
Banaras Hindu	36	2	38	31	2	33	86.8
Bombay	13	23	36	7	17	24	66.7
Jiwaji	12	12	..	10	10	83.3
Kerala	11	10	21	10	10	20	95.2
Lucknow	12	12	..	12	12	100.0
Madras	10	7	17	10	7	17	100.0
Rajasthan	18	10	28	14	9	23	82.1
S. N. D. I. Women's	28	28	..	20	20	71.4
Vikram	28	4	32	24	3	27	84.4
Total	140	117	257	116	95	211	82.1
B. Music							
Annamalai	1	1	2	1	1	2	100.0
Banaras Hindu	1	1	2	1	1	2	100.0
Baroda	2	5	7	2	5	7	100.0
Calcutta	1	1	..	1	1	100.0
Indira Kala Sangeet Vishwa- vidyalaya	69	117	186	56	104	160	86.0
Sri Venkateswara	1	..	1	1	..	1	100.0
Total	74	125	199	61	112	173	86.9
B. Fine Arts							
Banaras Hindu	3	..	3	3	..	3	100.0
Baroda	9	3	12	8	3	11	91.7
Total	12	3	15	11	3	14	93.3

TABLE XVII—*Examination Results (Detailed Break-up)—contd.*L—Other Miscellaneous Degree Examinations (General & Professional Education) - *contd.*

University	Number Appeared			Number Passed			Pass Percentage
	Boys	Girls	Total	Boys	Girls	Total	
1	2	3	4	5	6	7	8
B. Journalism							
Nagpur	8	6	14	8	5	13	92.9
B.S. Sc.							
Madras	7	..	7	5	..	5	71.4
B.A. (Classical)							
Indore	11	..	11	8	..	8	72.7
Saugar	14	..	14	6	..	6	42.9
Total	25	..	25	14	..	14	56.0
B. Theology							
Aligarh Muslim	2	2	4	2	1	3	75.0
M.Sc. (Home Science)							
Baroda	37	37	..	37	37	100.0
Jabalpur	6	6	..	5	5	83.3
Madras	42	42	..	38	38	90.5
Total	85	85	..	80	80	94.1
M. Lib. Science							
Delhi	18	6	24	18	6	24	100.0
M. Music							
Banaras Hindu	3	1	4	3	1	4	100.3
Baroda	3	..	3	2	..	2	66.7
Indira Kala Sangeet Vishwa- vidyalaya	7	37	44	2	25	27	61.4
Total	13	38	51	7	26	33	64.7
M.S.W./M.S.T./M.A. (Social Work)							
Agra	38	5	43	32	3	35	81.4
Lucknow	32	9	41	31	9	40	97.6
Baroda	25	8	33	21	7	28	84.8
Udaipur Agriculture	19	..	19	19	..	19	100.0
Total	114	22	136	103	19	122	89.7
Institutions Deemed to be Universities—							
Kashi Vidyapeeth	44	1	45	41	1	42	93.3
GRAND TOTAL	158	23	181	144	20	164	90.6

TABLE XVII—*Examination Results (Detailed Break-up)*—contd.
M—Other Miscellaneous Examination (Other Education)

University	Number Appeared			Number Passed			Pass Percent- age
	Boys	Girls	Total	Boys	Girls	Total	
1	2	3	4	5	6	7	8
Madhyama/Bhushan							
Banaras Hindu	13	..	13	11	..	11	84.6
Panjab	49	11	60	14	2	16	26.7
Varanaseya Sanskrit Vishwa- vidyalaya	1,065	14	1,079	608	8	616	57.1
Total	1,127	25	1,152	633	10	643	55.8
Shastri/Prabhakar							
Banaras Hindu	22	..	22	20	..	20	90.9
Baroda	2	..	2	2	..	2	100.0
Lucknow	2	1	3	00.0
Panjab	2,146	1,278	3,424	670	426	1,096	32.0
Varanaseya Sanskrit Vishwa- vidyalaya	672	5	677	353	2	355	52.4
Total	2,844	1,284	4,128	1,045	428	1,473	35.7
Acharya							
Banaras Hindu	10	..	10	7	..	7	70.0
Baroda	6	..	6	6	..	6	100.0
Lucknow	1	1	2	1	1	2	100.0
Panjab	12	..	12	12	..	12	100.0
Varanaseya Sanskrit Vishwa- vidyalaya	248	2	250	181	2	183	73.2
Total	277	3	280	207	3	210	75.0
B.O.L.							
Annamalai	14	..	14	6	..	6	42.9
Marathwada	4	..	4	4	..	4	100.0
Osmania	173	44	217	126	30	156	71.9
Utkal	7	..	7	4	..	4	57.1
Total	198	44	242	140	30	170	70.2

TABLE XVIII— *Statistics of Scholarships, Stipends, Other Financial Assistance and Freestudentships in University Teaching Departments and Colleges*

A—Number of Beneficiaries

University	Number Receiving scholarships and stipends											
	General Education									Professional Education		
	All Persons			Scheduled Castes			Scheduled Tribes			All Persons		
	Boys	Girls	Total	Boys	Girls	Total	Boys	Girls	Total	Boys	Girls	Total
1	2	3	4	5	6	7	8	9	10	11	12	13
Agra	5,350	731	6,081	2,654	67	2,721	1,729	51	1,780
Algarh Muslim	529	104	633	9	1	10	19	1	20	670	27	697
Allahabad	1,015	123	1,138	441	13	454	318	4	322
Andhra	4,418	663	5,081	1,131	116	1,247	56	8	64	1,984	257	2,241
Andhra Pradesh Agricultural	3	31	34	1,092	12	1,104
Annamalai	846	71	917	259	11	270	935	52	987
Banaras Hindu	594	148	742	91	3	94	1,169	105	1,274
Bangalore	2,047	621	2,668	188	44	232	6	..	6	963	131	1,094
Baroda	309	160	469	42	3	45	8	2	10	997	71	1,068
Bhagalpur	2,582	162	2,744	714	5	719	388	15	403	521	2	523
Bihar	3,089	116	3,205	1,037	2	1,039	671	59	730
Bombay	4,457	1,824	6,281	662	56	718	29	9	38	1,799	202	2,001
Burdwan	1,607	259	1,866	994	52	1,046	474	24	498
Calcutta	8,506	1,598	10,104	5,161	409	5,570	129	47	176	3,397	185	3,582
Delhi	1,272	303	1,575	420	28	448	22	..	22	477	234	711
Gauhati	8,027	1,683	9,710	1,305	137	1,442	3,793	1,018	4,811	1,891	136	2,027
Gorakhpur	2,480	67	2,547	741	6	747	846	5	851
Gujarat	71,94	1,427	86,21	1,231	48	1,279	290	40	330	2,269	303	2,572
Indira Kala Sangeet Vishwavidyalaya
Indore	364	88	452	144	19	163	23	2	25	231	72	303
Jabalpur	430	17	447	183	6	189	115	74	189	695	36	731

TABLE XVIII—Statistics of Scholarships, Stipends, Other Financial Assistance and Freestudentships in University Teaching Departments and Colleges—contd.

A—Number of Beneficiaries—contd.

1	2	3	4	5	6	7	8	9	10	11	12	13
Jadavpur	116	58	174	22	3	25	979	5	984
Jammu & Kashmir	802	551	1,353	59	15	74	335	22	357
Jawahar Lal Nehru Krishi Vishwavidyalaya	376	..	376
Jwaji	485	12	497	292	13	305
Jodhpur	151	9	160	765	..	765
Kalyani	30	7	37	8	..	8	166	22	188
Karnatak	4,856	565	5,421	592	27	619	46	3	49	1,123	39	1,162
Kerala	5,890	2,702	8,592	1,873	730	2,603	71	18	89	1,698	279	1,977
Kurukshetra	367	47	414	13	..	13	140	..	140
Lucknow	841	439	1,280	338	48	386	228	2	230
Madras	17,135	3,470	20,605	3,024	485	3,509	39	22	61	6,362	644	7,006
Magadh	2,682	70	2,752	1,620	3	1,623	23	5	28	163	..	163
Marathwada	2,372	126	2,498	1,959	43	2,002	42	..	42	957	28	985
Mysore	2,664	684	3,348	467	35	502	2,463	196	2,659
Nagpur	3,404	647	4,051	2,428	318	2,746	128	13	141	2,979	212	3,191
North Bengal	899	235	1,134	834	138	972	285	77	362
Orissa Agriculture & Technology	7	..	7	3	..	3	557	..	557
Osmania	2,063	565	2,628	607	96	703	10	..	10	2,195	290	2,485
Panjab	6,937	1,120	8,057	3,240	131	3,371	1,837	189	2,026
Patna	1,142	185	1,327	396	8	404	20	22	42	607	136	743
Poona	4,389	1,120	5,509	869	53	922	135	1	136	1,653	76	1,729
Punjab Agriculture	547	..	547
Punjabi	191	63	254	43	7	50	346	21	367
Rabindra Bharati	4	4
Rajasthan	1,754	222	1,976	381	1	382	179	..	179	1,683	42	1,725
Ranchi	3,222	722	3,944	2,382	510	2,892	2,089	146	2,235
Ravi Shanker	1,084	133	1,217	272	13	285	361	9	370	596	6	602
Roorkee	1,146	9	1,155

S. V. Vidyapeeth	775	124	699	16	9	16	13	13	560	17	577
Saugar	1,360	99	1,459	387	32	396	89	90	457	12	469
S. N. D. T. Women's	183	183	183	32	32	32	44	44
Sri Venkateswara	2,223	309	2,532	433	20	453	46	55	982	86	1,068
Udaipur	133	..	133	25	..	25	25	25	433	16	449
U. P. Agricultural	296	..	296
Utkal	2,536	768	3,294	354	12	366	247	262	1,553	159	1,712
Varanaseya Sanskrit
Vishwavidyalaya	589	67	656	255	11	266	44	50	483	16	499
Vikram	37	35	72	2	1	3	2	4	177	73	250
Visva Bharati
Total	1,28,433	25,855	1,54,288	41,145	3,803	44,948	6,444	7,788	61,267	4,936	66,202

Institutions Deemed to be Universities—

Birla Institute of Technology and Science	145	15	160	677	8	685
Gujarat Vidyapeeth	203	53	256
Gurukul Kangri Vishwavidyalaya	2	..	2	2	..	2
Indian Agricultural Research Institute	188	11	199
Indian Institute of Science	119	21	140	441	14	455
Indian School of International Studies	49	12	61	1
Jamia Millia Islamia	28	13	41	76	59	135
Kashi Vidyapeeth
Tata Institute of Social Sciences	26	12	38
Total	343	61	404	2	..	2	..	1	1,611	157	1,768

GRAND TOTAL 1,28,776 25,916 1,54,692 41,147 3,803 44,950 6,444 7,789 63,878 5,092 67,970

TABLE XVIII—Statistics of Scholarships, Stipends, Other Financial Assistance and Freestudentships in University Teaching Departments and Colleges—contd.

A—Number of Beneficiaries—contd.

University	Number Receiving Scholarships and Stipends														
	Professional Education						Other Education								
	Scheduled Castes			Scheduled Tribes			All persons			Scheduled Castes			Scheduled Tribes		
	Boys	Girls	Total	Boys	Girls	Total	Boys	Girls	Total	Boys	Girls	Total	Boys	Girls	Total
1	14	15	16	17	18	19	20	21	22	23	24	25	26	27	28
Agra	670	1	671
Aligarh Muslim	38	..	38	68	1	69
Allahabad	36	..	36
Andhra	446	42	488	17	..	17
Andhra Pradesh Agricultural	180	6	186	18	..	18
Annamalai	172	2	174
Banaras Hindu	38	..	38
Bangalore	190	34	224	2	1	3
Baroda	52	2	54	15	..	15	65	11	76
Bhagalpur	35	..	35	2	1	3
Bihar	74	..	74
Bombay	248	10	258	20	1	21
Burdwan	84	..	84
Calcutta	1,552	18	1,570	3	2	5
Delhi	74	18	92	3	3	6
Gauhati	301	23	324	238	39	277
Gorakhpur	240	..	240
Gujarat	469	6	475	227	..	227
Indira Kala Sangeet Vishwavidyalaya
Indore	34	4	38	13	..	13
Jabalpur	87	2	89	57	1	58
Jalavpur	28	..	28
Jammu & Kashmir	7	..	7
Jawahar Lal Nehru Krishi Vishwavidyalaya	22	..	22	7	..	7

Govaji	70	..	70	1	..	1
Jodhpur
Kalyani	52	2	54
Karnatak	115	1	116	11	..	11
Kerala	322	60	382	4	..	4
Kurukshetra	1	1	1	..	1
Lucknow	149	..	149
Madras	1,017	69	1,086	15	9	24
Magadh	61	..	61	5	..	5
Marathwada	720	5	725	3	..	3
Mysore	220	24	244	5	..	5
Nagpur	1,587	25	1,612	156	10	166
North Bengal	36	2	38
Orissa Agriculture & Technology	22	..	22	9	..	9
Osmania	405	36	441	15	4	19
Panjab	271	26	297
Patna	79	2	81	22	9	31
Poona	255	7	262	57	..	57
Punjab Agriculture	28	..	28	4	..	4
Punjabi	5	..	5
Rabindra Bharati	1	1
Rajasthan	266	1	267	24	1	25
Ranchi	367	39	406
Ravi Shanker	111	1	112	77	1	78
Roorkee	42	1	43
Shivaji	122	2	124
S. V. Vidyapeeth	11	..	11	9	..	9
Saugar	97	..	97	19	..	19
S.N.D.T. Women's	10	10
Sri Venkateswara	140	7	147	19	1	20
Udaipur	17	..	17	14	..	14
U.P. Agricultural	38	..	38
Utkal	59	1	60	26	..	26
Varanaseya Sanskrit Vishwa-vidyalaya
Vikram	40	..	40	15	1	16
Visva Bharati	11	28	39	1	..	1
Total	11,812	519	12,331	1,202	85	1,287	65	11	76

TABLE XVIII—Statistics of Scholarships, Stipends, Other Financial Assistance and Free studentships in University Teaching Departments and Colleges—contd.

A—Number of Beneficiaries—contd.

1	14	15	16	17	18	19	20	21	22	23	24	25	26	27	28
<i>Institutions Deemed to be Universities—</i>															
Birla Institute of Technology and Science
Gujarat Vidyapeeth
Gurukul Kangri Vishwavidyalaya
Indian Agricultural Research Institute	8	..	8
Indian Institute of Science
Indian School of International Studies
Jamia Millia Islamia
Kashi Vidyapeeth
Tata Institute of Social Sciences	1	1	2
Total	9	1	10
GRAND TOTAL	11,821	520	12,341	1,202	85	1,287	65	11	76

TABLE XVIII—Statistics of Scholarships, Stipends, Other Financial Assistance and Freestudentships in University Teaching Departments and Colleges - contd.

A—Number of Beneficiaries—contd.

University	Number Receiving Other Financial Assistance											
	General Education									Professional Education		
	All Persons			Scheduled Castes			Scheduled Tribes			All Persons		
	Boys	Girls	Total	Boys	Girls	Total	Boys	Girls	Total	Boys	Girls	Total
1	29	30	31	32	33	34	35	36	37	38	39	40
Agra	2,966	599	3,565	592	145	737	1,141	24	1,165
Aligarh Muslim	318	117	435	469	38	507
Allahabad	326	72	398	25	3	28
Andhra	3,093	350	3,443	618	..	618	21	2	23	321	1	322
Andhra Pradesh Agricultural
Annamalai
Banaras Hindu	273	36	309	37	..	37	125	6	131
Bangalore
Baroda	604	165	769	23	4	27	1	1	2	1,018	45	1,063
Bhagalpur	1,799	133	1,932	11	..	11	1	..	1	180	..	180
Bihar	3,045	25	3,070	20	..	20	461	..	461
Bombay	2,030	569	2,599	358	34	392	13	2	15	761	49	810
Burdwan	1,027	309	1,336	26	..	26
Calcutta	2,802	1,632	4,434	24	3	27	1,334	48	1,382
Delhi	1,627	294	1,921	57	4	61	2	..	2	198	25	223
Gauhati	780	211	991	35	..	35	168	29	197	14	..	14
Gorakhpur	1,081	2	1,083	100	..	100	382	..	382
Gujarat	7,995	1,220	9,215	261	19	280	50	8	58	3,284	63	3,347
Indira Kala Sangeet Vishwavidyalaya
Indore	150	9	159	19	2	21	3	..	3	79	..	79
Jabalpur	274	21	295	31	..	31	57	1	58	233	24	257
Jadavpur	71	22	93	134	1	135
Jammu & Kashmir	167	69	236	..	2	2	72	6	78

TABLE XVIII—Statistics of Scholarships, Stipends, Other Financial Assistance and Freestudentships in University Teaching Departments and Colleges—contd.

A—Number of Beneficiaries—contd.

I	29	30	31	32	33	34	35	36	37	38	39	40
Jawaharlal Nehru Krishi Vishwavidyalaya	33	..	33
Jiwaji	430	10	440	67	..	67
Jodhpur	46	6	52	..	1	1	108	..	108
Kalyani
Karnatak	3,399	480	3,879	6	1	7	680	22	702
Kerala	9,402	3,979	13,381	1,843	725	2,568	99	24	123	2,643	455	3,098
Kurukshetra	..	8	8	45	14	59
Lucknow	45	45	90
Madras	11,194	2,282	13,476	1,565	304	1,869	23	1	24	1,840	70	1,910
Magadh	4,956	910	5,866	407	1	408	1	2	3	177	..	177
Marathwada	5,000	622	5,622	92	12	104	1,203	19	1,312
Mysore	569	700	1,269	2	..	2	273	14	287
Nagpur	7,322	1,721	9,053	737	66	803	39	..	39	9,299	117	9,416
North Bengal	498	174	672	27	2	20	44	3	47
Orissa Agriculture and Technology
Osmania	642	248	890	2	..	2	424	46	470
Panjab	6,376	918	7,294	1,616	39	1,055	853	85	938
Putna	673	100	773	56	10	66	80	13	93
Puona	6,016	1,142	7,158	210	38	248	27	1	28	3,259	148	3,407
Panjab Agricultural	6	..	6
Ponjabi	22	..	22	101	6	107
Rabindra Bharati
Rajasthan	845	46	891	21	..	21	589	33	622
Ranchi	1,614	193	1,807	759	136	895	182	5	187
Ravi Shankar	502	124	626	117	2	119	33	..	33	283	..	283
Roorkee
Shivaji	2,645	335	2,980	229	6	235	1,112	38	1,150
S.V. Vidyapeeth	1,885	260	2,145	1,265	16	1,281
Saugar	330	29	359	24	..	24	93	..	93
S.N.D.T. Women's	..	796	796	..	22	22	..	1	1	..	35	35
Sri Venkateswara	716	38	754	21	..	21	142	40	182

Udaipur	83	..	88	125	..	125
U.P. Agricultural
Utkal	2,238	198	2,436	27	2	29	10	..	10	292	54	346
Varanaseya Sanskrit Vishwavidyalaya
Vikram	638	303	941	1	..	1	6	1	7	80	..	80
Visva Bharati
Total	98,529	21,522	1,20,051	9,948	1,580	11,528	554	73	627	35,645	1,566	37,211
<i>Institutions Deemed to be Universities—</i>												
Gurukul Kangri Vishwavidyalaya	24	..	24
Indian School of International Studies	6	2	8
Kashi Vidyapeeth	190	6	196	157	..	157	2	..	2
Total	220	8	228	157	..	157	2	..	2
GRAND TOTAL	98,749	21,530	1,20,279	10,105	1,580	11,685	554	73	627	35,647	1,566	37,213

TABLE XVIII—Statistics of Scholarships, Stipends, Other Financial Assistance and Freestudentships in University Teaching Departments and Colleges—contd.
A—Number of Beneficiaries—con'd.

University	Number Receiving Other Financial Assistance														
	Professional Education						Other Education								
	Scheduled Castes			Scheduled Tribes			All Persons			Scheduled Castes			Scheduled Tribes		
	Boys	Girls	Total	Boys	Girls	Total	Boys	Girls	Total	Boys	Girls	Total	Boys	Girls	Total
1	41	42	43	44	45	46	47	48	49	50	51	52	53	54	55
Agra	113	..	113
Aligarh Muslim
Allahabad
Andhra	31	..	31
Andhra Pradesh Agricultural
Annamalai
Banaras Hindu	9	..	9
Bangalore
Baroda	13	1	14	1	..	1	103	18	121
Bhagalpur
Bihar	47	..	47
Bombay	36	1	37	4	..	4
Burdwan
Calcutta	7	..	7
Delhi	9	1	10
Gauhati
Gorakhpur	20	..	20
Gujarat	28	..	28	294	..	294
Indira Kala Sangeet Vishwavidyalaya
Indore	2	..	2
Jabalpur	24	..	24	24	..	24
Jadavpur
Jammu & Kashmir	4	..	4
Jawaharlal Nehru Krishi Vishwavidyalaya
Jiwaji	1	..	1

Jodhpur
Kalayani
Karnatak	3	..	3
Kerala	326	58	384	5	..	5
Kurukahetra
Lucknow
Madras	117	..	117	2	..	2
Magadh	12	..	12
Marathwada	2	..	2
Mysoore
Nagpur	439	..	439	37	..	37
North Bengal
Orissa Agriculture and Technology
Omania
Panjab	2	..	2
Patna
Poona	45	..	45	16	..	16
Punjab Agriculture
Punjabi
Rabindra Bharati
Rajasthan	9	1	10	1	..	1
Ranchi
Ravi Shankar	15	..	15	38	..	38
Roorkee
Shivaji	28	..	28
S.V Vidyapeeth	2	..	2
Saugar	3	..	3	2	..	2
S.N.D.T. Women's	..	29	29
Sri Venkateswara	1	..	1
Udaipur	8	..	8
U.P. Agricultural
Utkal	8	1	9	15	12	27
Varanaseya Sanskrit Vishwavidyalaya
Vikram
Viswa Bharati
Total	1,361	92	1,453	442	12	454	103	18	121

TABLE XVIII—Statistics of Scholarships, Stipends, Other Financial Assistance and Freestudentships in University Teaching Departments and Colleges—contd.

A—Number of Beneficiaries—contd.

1	41	42	43	44	45	46	47	48	49	50	51	52	53	54	55
<i>Institutions deemed to be Universities—</i>															
Gurukul Kangri Vishwa- vidyalaya	—
Indian School of Inter- national Studies
Kashi Vidyapeeth
Total
GRAND TOTAL	1,361	92	1,453	442	12	454	103	18	121

TABLE XVIII—Statistics of Scholarships, Stipends, Other Financial Assistance and Freestudentships in University Teaching Departments and Colleges—contd.
A—Number of Beneficiaries—contd.

University	Number receiving Free studentship											
	General Education									Professional Education		
	All Persons			Scheduled Castes			Scheduled Tribes			All Persons		
	Boys	Girls	Total	Boys	Girls	Total	Boys	Girls	Total	Boys	Girls	Total
1	56	57	58	59	60	61	62	63	64	65	66	67
Agra	3,675	1,252	4,927	199	5	204	1,131	12	1,143
Aligarh Muslim	378	161	539	467	15	482
Allahabad	1,052	357	1,409	150	2	152
Andhra	3,306	747	4,053	676	85	761	36	3	39	329	6	335
Andhra Pradesh Agricultural
Annamalai	60	..	60
Banaras Hindu	988	225	1,213	387	18	405
Bangalore	2	53	55	2	53	55
Baroda	440	288	728	1,975	88	2,063
Bhagalpur	2,716	202	2,918	153	..	153
Bihar	4,061	151	4,212	16	..	16	356	60	416
Bombay	1,514	363	1,877	395	35	430	10	1	11	525	158	683
Burdwan	1,603	368	1,971	288	..	288
Calcutta	9,474	1,940	11,414	30	11	41	80	20	100	1,292	20	1,312
Delhi	2,337	1,265	3,602	27	3	30	512	63	575
Gauhati	420	186	606	8	..	8	25	..	25	81	2	83
Gorakhpur	1,306	97	1,403	349	10	359
Gujarat	3,709	844	4,553	187	4	191	67	9	76	1,419	41	1,460
Indira Kala Sangeet Vishwavidyalaya
Indore	744	247	991	70	17	87	6	..	6	346	3	349
Jabalpur	138	35	173	138	35	173	145	42	187
Jadavpur	151	65	216	424	3	427
Jammu & Kashmir
Jawaharlal Nehru Krishi Vishwavidyalaya	172	..	172
Jiwaji	487	122	609	237	2	239

TABLE XVIII—Statistics of Scholarships, Stipends, Other Financial Assistance and Freestudentships in University Teaching Departments and Colleges—contd.

A—Number of Beneficiaries—contd.

1	56	57	58	59	60	61	62	63	64	65	66	67
Jodhpur
Kalyani	15	6	21	90	..	90
Karnatak	559	99	658	135	13	148
Kerala	2,241	987	3,228	490	266	756	51	17	68	1,663	323	1,986
Kurukshetra	7	7
Luoknow	247	137	384	118	2	120
Madras	5,004	760	5,754	592	94	686	4	..	4	1,393	105	1,498
Magadh	2,865	192	3,057	183	..	183
Marathwada	172	98	270	20	8	28	77	10	87	90	13	103
Mysore	3,126	1,599	4,725	910	162	1,072
Nagpur	1,381	409	1,790	143	16	159	43	6	49	1,193	22	1,215
North Bengal	389	225	614	..	2	2
Orissa Agriculture and Technology	12	1	13	328	..	328
Osmania	1,695	397	2,092	9	..	9	885	66	951
Panjab	5,171	1,426	6,597	1,162	77	1,239	442	118	560
Patna	867	302	1,169	396	8	404	20	22	42	162	72	234
Poona	1,529	678	2,207	9	..	9	10	..	10	855	14	869
Punjab Agricultural Punjabi	90	..	90
Rabindra Bharati	165	64	229	286	20	306
Rajasthan	24	35	59
Ranchi	1,883	69	1,952	6	..	6	1,286	77	1,363
Ravi Shankar	1,521	416	1,937	88	4	92	409	72	481
Roorkee	246	130	376	36	10	46	68	8	76	126	1	127
Shivaji	295	5	300
S. V. Vidyapeeth	2,473	464	2,937	162	3	165	961	51	1,012
Saugar	20	..	20	124	2	126
S.N.D.T. Women's Sri Venkateswara	1,823	109	1,932	268	1	269	24	..	24	176	..	176
Udaipur	300	300	2	2
U. P. Agricultural	2,457	264	2,721	440	22	462	42	3	45	573	1	574
	647	33	680	64	3	67	28	..	28	309	6	315
	169	..	169

Utkal	2,853	381	3,234	136	5	141	33	4	37	447	1	448
Varanaseya Sanskrit Vishwavidyalaya
Vikram	2,056	376	2,432	50	5	55	41	3	44	345	3	348
Visva Bharati	80	65	145	43	24	67
Total	79,998	18,952	98950	5,937	774	6,711	665	106	771	24,790	1,753	26,543
<i>Institutions deemed to be Universities—</i>												
Gurukul Kangri	65	..	65
Indian School of Interna- tional Studies	2	3	5	1	1
Kashi Vidyapeeth	209	12	221	14	1	15
Total	276	15	291	1	1	14	1	15
GRAND TOTAL	80,274	18,967	99,241	5,937	774	6,711	665	107	772	24,804	1,754	26,558

TABLE XVIII—Statistics of Scholarships, Stipends, Other Financial Assistance and Freestudentships in University Teaching Departments and Colleges—contd.
A—Number of Beneficiaries—contd.

University	Number receiving Free studentship														
	Professional Education						Other Education								
	Scheduled Castes			Scheduled Tribes			All Persons			Scheduled Castes			Scheduled Tribes		
	Boys	Girls	Total	Boys	Girls	Total	Boys	Girls	Total	Boys	Girls	Total	Boys	Girls	Total
1	68	69	70	71	72	73	74	75	76	77	78	79	80	81	82
Agra	35	..	35
Aligarh Muslim
Allahabad
Andhra	36	..	36	1	..	1
Andhra Pradesh Agricultural
Annamalai
Banaras Hindu	4	..	4
Bangalore
Baroda
Bhagalpur
Bihar	7	..	7
Bombay
Burdwan
Calcutta
Delhi
Gauhati
Gorakhpur
Gujarat
Indira Kala Sangeet Vishwavidyalaya
Indore	2	..	2
Jabalpur	15	4	19	2	1	3
Jadavpur
Jammu & Kashmir
Jawahar Lal Nehru Krishi Vishwavidyalaya	8	..	8

TABLE XVIII—Statistics of Scholarships Stipends, Other Financial Assistance and Freestudentships in University Teaching Departments and Colleges—contd.

A—Number of Beneficiaries—contd.

1	68	69	70	71	72	73	74	75	76	77	78	79	80	81	82
<i>Institutions deemed to be Universities—</i>															
Gurukul Kangri
Indian School of International Studies
Kashi Vidyapeeth
Total
GRAND TOTAL . . .	1,021	86	1,107	77	9	86

TABLE XVIII—Statistics of Scholarships, Stipends, Other Financial Assistance and Freestudentships in University Teaching Departments and Colleges—contd.

A—Number of Beneficiaries—contd.

1	Total Number of Beneficiaries receiving Scholarships, Stipends, Other Financial Assistance and Free studentship											
	General Education									Professional Education		
	All Persons			Scheduled Castes			Scheduled Tribes			All Persons		
	Boys	Girls	Total	Boys	Girls	Total	Boys	Girls	Total	Boys	Girls	Total
83	84	85	86	87	88	89	90	91	92	93	94	
Agra	11,991	2,582	14,573	3,445	217	3,662	4,001	87	4,088
Aligarh Muslim	1,225	382	1,607	9	1	10	19	1	20	1,606	80	1,686
Allahabad	2,393	552	2,945	441	13	454	493	9	502
Andhra	10,817	1,760	12,577	2,425	201	2,626	113	13	126	2,634	264	2,898
Andhra Pradesh Agricultural	3	31	34	1,092	12	1,104
Annamalai	846	71	917	259	11	270	995	52	1,047
Banaras Hindu	1,855	409	2,264	128	3	131	1,681	129	1,810
Bangalore	2,049	674	2,723	190	97	287	6	..	6	963	131	1,094
Baroda	1,353	613	1,966	65	7	72	9	3	12	3,990	204	4,194
Bhagalpur	7,097	497	7,594	725	5	730	389	15	404	854	2	856
Bihar	10,195	292	10,487	1,073	2	1,075	1,488	119	1,607
Bombay	8,001	2,756	10,757	1,415	125	1,540	52	12	64	3,085	409	3,494
Burdwan	4,237	936	5,173	994	52	1,046	788	24	812
Calcutta	20,782	5,170	25,952	5,215	423	5,638	209	67	276	6,023	253	6,276
Delhi	5,236	1,862	7,098	504	35	539	24	..	24	1,187	322	1,509
Gauhati	9,227	2,080	11,307	1,348	137	1,485	3,986	1,047	5,033	1,986	138	2,124
Gorakhpur	4,867	166	5,033	841	6	847	1,577	15	1,592
Gujarat	18,898	3,491	22,389	1,679	71	1,750	407	57	464	6,972	407	7,379
Indira Kala Sangeet Vishwavidyalaya
Indore	1,258	344	1,602	233	38	271	32	2	34	656	75	731
Jabalpur	842	73	915	352	41	393	172	75	247	1,073	102	1,175
Jadavpur	338	145	483	22	3	25	1,537	9	1,546
Jammu and Kashmir	969	620	1,589	59	17	76	407	28	435

TABLE XVIII—Statistics of Scholarships, Stipends, Other Financial Assistance and Freestudentships in University Teaching Departments and Colleges—contd.

A—Number of Beneficiaries—contd.

I	83	84	85	86	87	88	89	90	91	92	93	94
Jawaharlal Nehru Krishi Vishwavidyalaya	581	..	581
Jiwaji	1,402	144	1,546	596	15	611
Jodhpur	197	15	212	..	1	1	873	..	873
Kalyani	45	13	58	8	..	8	256	22	278
Karnatak	8,814	1,144	9,958	598	28	626	49	3	49	1,938	74	2,012
Kerala	17,533	7,668	25,201	4,206	1,721	5,927	221	59	280	6,006	1,057	7,061
Kurukshetra	367	62	429	13	..	13	185	14	199
Lucknow	1,133	621	1,754	456	50	506	228	2	230
Madras	33,333	6,502	39,835	5,181	883	6,064	66	23	89	9,595	819	10,414
Magadh	10,503	1,172	11,675	2,027	4	2,031	24	7	31	523	..	523
Marathwada	7,544	846	8,390	2,071	63	2,134	119	10	129	2,340	60	2,400
Mysore	6,359	2,983	9,342	469	35	504	3,646	372	4,018
Nagpur	12,117	2,777	14,894	3,308	400	3,708	210	19	229	13,471	351	13,822
North Bengal	1,786	634	2,420	861	142	1,003	329	80	409
Orissa Agriculture and Technology	19	1	20	3	..	3	885	..	885
Osmania	4,400	1,210	5,610	618	90	714	10	..	10	3,504	402	3,906
Panjab	18,484	3,464	21,948	6,018	247	6,265	3,132	392	3,524
Patna	2,682	587	3,269	848	26	874	40	44	84	849	221	1,070
Poona	11,934	2,940	14,874	1,088	91	1,179	172	2	174	5,767	238	6,005
Punjab Agricultural	643	..	643
Punjabi	378	127	505	43	7	50	733	47	780
Rabindra Bharati	24	39	63
Rajaathan	4,482	337	4,819	408	1	409	179	..	179	3,558	152	3,710
Ranchi	6,357	1,331	7,688	3,229	650	3,879	2,680	223	2,903
Ravi Shankar	1,832	387	2,219	425	25	450	462	17	479	1,005	7	1,012
Roorkee	1,441	14	1,455
Shivaji	7,496	1,131	8,627	1,227	37	1,264	46	2	48	2,704	175	2,879
S.V. Vidyapeeth	2,480	384	2,864	16	..	16	13	..	13	1,949	35	1,984
Saugar	3,513	237	3,750	679	10	689	113	1	114	726	12	738
S.N.D.T. Women's	..	1,270	1,279	..	54	54	..	1	1	..	81	81
Sri Venkateswara	5,396	611	6,007	894	42	936	88	12	100	1,697	127	1,824
Udaipur	868	33	901	89	3	92	53	..	53	867	22	889

U.P. Agricultural Utakal	7,827	1,337	8,964	517	19	536	290	19	309	465 2,292	214	465 2,506
Varanesaya Sanskrit Vishwavidyalaya	3,283	746	4,029	306	16	322	91	10	101	908	19	927
Vikram	117	100	217	2	1	3	2	2	4	220	97	317
Visva Bharati												
Total	3,06,960	66,329	3,73,289	57,030	6,157	63,187	7,663	1,523	9,186	1,21,702	8,254	1,29,956

*Institutions deemed to
be Universities—*

Birla Institute of Tech- nology & Science	145	15	160	7	8	685
Gujarat Vidyapeeth	03	53	256
Gurukul Kangri Vishwa- vidyalaya	91	..	91	2	..	2
Indian Agricultural Re- search Institute	188	11	199
Indian Institute of Science	119	21	140	441	14	455
Indian School of Interna- tional Studies	57	17	74	2	2
Jamia Milia Islamia	28	13	41	76	59	135
Kashi Vidyapeeth	399	18	417	157	..	157	16	1	17
Tata Institute of Social Sciences	26	12	38
Total	839	84	923	159	..	159	..	2	2	1,627	158	1,785
GRAND TOTAL	3,07,799	66,413	3,74,212	57,189	6,157	63,346	7,663	1,525	9,188	1,23,329	8,412	1,31,741

TABLE XVIII—Statistics of Scholarships, Stipends, Other Financial Assistance and Freestudentships in University Teaching Departments and Colleges—contd.

A—Number of Beneficiaries—contd.

Total Number of Beneficiaries receiving Scholarships, Stipends, Other Financial Assistance and Free studentship															
	Professional Education						Other Education								
	Scheduled Castes			Scheduled Tribes			All Persons			Scheduled Castes			Scheduled Tribes		
	Boys	Girls	Total	Boys	Girls	Total	Boys	Girls	Total	Boys	Girls	Total	Boys	Girls	Total
	95	96	97	98	99	100	101	102	103	104	105	106	107	108	109
Agra	818	1	819
Aligarh Muslim	38	..	38	68	1	69
Allahabad	36	..	36
Andhra	513	42	555	18	..	18
Andhra Pradesh Agriculture	180	6	186	18	..	18
Annamlalai	172	2	174
Banaras Hindu	51	..	51
Bangalore	190	34	224	2	1	3
Baroda	65	3	68	16	..	16	168	29	197
Bhagalpur	35	..	35	2	1	3
Bihar	128	..	128
Bombay	284	11	295	24	1	25
Burdwan	84	..	84
Calcutta	1559	18	1,577	3	2	5
Delhi	83	19	102	3	3	6
Gauhati	301	23	324	238	39	277
Gorakhpur	260	..	260
Gujarat	497	6	503	521	..	521
India Kala Sangeet Vishwavidyalaya
Indore	38	4	42	13	..	13
Jabalpur	126	6	132	83	2	85
Jadavpur	28	..	28
Jammu & Kashmir	11	..	11
Jawaharlal Nehru Krishi Vishwavidyalaya	30	..	30	7	..	7

TABLE XVIII—Statistics of Scholarships, Stipends, Other Financial Assistance and Freestudentships in University Teaching Departments and Colleges—contd.

A—Number of Beneficiaries —concl'd.

1	95	96	97	98	99	100	101	102	103	104	105	106	107	108	109
<i>Institutions deemed to be Universities—</i>															
Birla Institute of Technology & Science
Gujarat Vidyapeeth
Gurukul Kangri Vishwavidyalaya
Indian Agricultural Research Institute	8	..	8
Indian Institute of Science
Indian School of International Studies
Jamia Millia Islamia
Kashi Vidyapeeth
Tata Institute of Social Sciences	1	1	2
Total	9	1	10
GRAND TOTAL	14,203	698	14,901	1,721	106	1,827	168	29	197

TABLE XVIII—Statistics of Scholarships, Stipends, Other Financial Assistance and Freestudentships in University Teaching Departments and Colleges—contd.

B—Amount Disbursed (in Rupees)

University	Scholarships and Stipends											
	General Education									Professional Education		
	All Persons			Scheduled Castes			Scheduled Tribes			All Persons		
	Boys	Girls	Total	Boys	Girls	Total	Boys	Girls	Total	Boys	Girls	Total
1	2	3	4	5	6	7	8	9	10	11	12	13
Agra	17,44,757	1,91,829	19,36,586	9,08,205	20,672	9,28,877	9,11,992	1,75,189	10,86,281
Aligarh Muslim	3,93,336	64,161	4,57,497	4,761	503	5,264	6,763	200	6,963	4,30,055	7,54	4,37,800
Allahabad	5,54,650	97,599	6,52,249	2,53,526	39,012	2,92,538	2,54,440	604	2,59,44
Andhra	14,79,248	2,27,076	17,06,324	4,58,501	45,781	5,91,282	23,375	3,528	26,903	12,38,252	1,20,185	13,58,437
Andhra Pradesh Agri-cultural	469	6,730	7,199	6,81,16	2,020	6,83,06
Annamalai	3,75,519	33,540	4,09,059	97,915	4,066	1,01,981	7,19,564	48,051	7,67,615
Banaras Hindu	6,40,732	1,11,326	7,52,058	38,968	214	39,182	9,42,769	15,513	9,58,282
Bangalore	3,70,364	1,05,382	4,75,746	93,238	14,334	1,07,572	3,292	..	3,292	8,25,888	1,10,679	9,36,567
Baroda	1,79,232	1,60,982	3,40,214	17,881	1,159	19,040	5,006	1,133	6,139	7,1,64	45,293	7,68,357
Bhagalpur	9,90,886	71,884	10,62,770	3,16,574	2,178	3,18,752	1,90,777	7,200	1,97,977	2,54,307	451	2,54,758
Bihar	10,46,249	43,451	10,89,700	4,49,489	806	4,50,295	3,43,113	44,337	3,87,80
Bombay	12,66,962	3,88,639	16,55,601	3,54,729	30,018	3,84,747	14,763	4,293	19,056	13,35,516	1,41,290	14,74,806
Burdwan	6,46,045	63,244	7,09,289	5,34,231	26,004	5,60,235	2,52,453	500	2,52,953
Calcutta	38,87,583	6,47,730	45,35,313	24,47,024	1,87,186	26,34,210	43,405	9,785	53,190	21,04,350	75,191	21,79,541
Delhi	10,64,975	2,78,693	13,43,668	1,50,197	18,701	1,68,898	11,761	..	11,761	4,39,462	2,14,620	6,54,082
Gauhati	3,15,999	7,25,568	10,41,567	4,87,932	54,720	5,42,652	14,97,101	4,44,934	19,42,035	15,15,883	83,578	15,99,461
Gorakhpur	7,45,808	34,319	7,80,127	2,70,788	2,972	2,73,760	2,32,332	..	2,32,332
Gujarat	21,95,176	2,75,056	24,70,231	5,92,756	23,113	6,15,869	1,54,549	18,013	1,72,562	11,22,227	1,49,923	12,72,150
Indira Kala Sanghat Vishwavidyalaya
Indore	1,39,359	28,939	1,68,298	53,524	4,685	58,209	9,252	80	9,332	2,21,357	58,354	2,79,711
Jabalpur	2,14,322	37,068	2,51,390	78,534	14,728	93,262	41,020	2,1,275	63,295	4,70,514	25,111	4,95,625
Jadavpur	66,539	1,640	68,179	14,276	1,640	15,916	6,67,793	4,424	6,72,217
Jammu & Kashmir	1,12,211	2,83,618	3,95,829	20,639	4,281	24,920	3,60,385	27,195	3,87,580
Jawaharlal Nehru Krishi Vishwavidyalaya	2,51,517	..	2,51,517

TABLE XVIII—Statistics of Scholarships, Stipends, Other Financial Assistance and Freestudentships in University Teaching Departments and Colleges—contd.
B—Amount Disbursed (in Rupees)—contd.

1	2	3	4	5	6	7	8	9	10	11	12	13
Jiwaji	1,86,769	18,188	2,05,257	2,07,871	15,610	2,23,481
Jodhpur	57,910	14,760	72,670	5,93,292	..	5,93,292
Kalyani	15,515	2,664	18,179	5,746	..	5,746	79,183	6,257	85,440
Karnatak	11,64,787	1,04,949	12,69,736	2,81,856	13,377	2,95,233	23,285	1,765	25,050	6,49,925	23,647	6,73,572
Kerala	22,61,754	10,45,113	33,09,667	7,71,049	2,57,017	10,28,066	29,919	7,386	37,305	11,85,328	1,68,364	13,53,692
Kurukshetra	1,08,925	16,616	1,25,541	4,922	..	4,922	37,364	22,017	59,381
Lucknow	4,74,755	1,23,456	5,98,211	1,73,310	23,106	1,70,416	1,17,635	1,179	1,18,814
Madras	63,75,898	14,70,619	78,46,517	9,82,018	10,55,665	20,37,683	17,278	9,952	27,230	44,98,163	4,34,498	49,32,661
Magadh	9,09,658	36,969	9,46,627	5,73,934	432	5,74,366	2,051	1,478	3,529	90,009	..	90,009
Marathwada	14,91,456	42,063	15,33,519	13,86,059	23,292	14,09,351	24,463	..	24,463	5,88,041	10,808	5,98,849
Mysore	5,31,431	81,213	6,12,644	1,42,342	9,513	1,51,855	12,79,446	1,02,054	13,81,500
Nagpur	15,15,407	2,84,197	17,99,604	11,90,522	1,95,638	13,86,160	68,689	6,836	75,525	15,07,332	82,955	16,50,287
North Bengal	3,97,877	72,319	4,70,196	3,77,603	66,129	4,43,732	1,52,668	27,060	1,79,728
Orissa Agriculture & Technology	1,832	..	1,832	1,462	..	1,462	23,13,696	..	23,13,696
Omania	6,78,571	1,33,323	8,11,894	3,10,958	41,869	3,52,827	4,297	..	4,297	8,75,680	2,02,938	10,78,618
Panjab	17,83,308	2,43,866	20,29,174	9,24,629	34,907	9,59,536	12,45,367	96,929	13,42,296
Patna	6,61,546	88,545	7,53,091	1,84,874	6,048	1,90,922	11,233	8,810	20,043	4,73,387	29,898	4,83,285
Poona	15,44,691	3,69,390	18,54,081	4,83,662	25,428	5,09,290	79,568	297	79,865	9,99,510	38,135	10,37,645
Punjab Agricultural	3,90,991	..	3,90,991
Punjabi	9,88,523	3,03,997	12,92,520	12,581	665	13,246	75,31,470	7,48,721	82,83,191
Rabindra Bharati	1,839	1,839	1,839	1,839
Rajaasthan	7,40,322	1,67,113	8,47,435	1,39,244	372	1,39,616	70,896	..	70,896	8,98,363	68,969	9,67,332
Ranchi	13,79,306	2,78,077	16,57,383	10,83,644	2,19,147	13,02,751	16,24,107	50,602	16,74,709
Ravi Shankar	3,65,877	41,862	4,07,739	94,805	3,376	98,181	1,15,952	3,461	1,19,413	3,64,435	4,583	3,69,018
Roorkee	8,78,820	6,772	8,85,592
Shivaji	10,41,926	1,05,241	11,47,167	4,92,300	12,775	5,05,075	2,90,368	17,033	3,07,401
S.V. Vidyapeeth	2,08,469	21,131	2,29,600	10,230	..	10,230	8,077	711	8,788	312,036	2,071	3,14,107
Sangar	5,44,563	51,867	6,06,430	1,10,117	4,109	1,14,826	32,834	324	33,158	1,59,178	24,090	4,83,568
S.N.D.F. Women's	51,431	51,431	..	14,127	14,127	9,045	9,945
Sri Venkateswara	6,28,700	1,08,146	7,36,846	1,07,242	9,192	1,76,434	21,036	3,082	24,118	5,75,977	54,595	6,30,572
Udaipur	52,946	..	52,946	9,343	..	9,343	11,015	..	11,015	2,25,927	5,855	2,31,782
U.P. Agricultural	2,28,485	..	2,28,485
Utkal	9,31,360	1,90,143	11,21,503	1,26,720	3,350	1,30,070	92,234	5,136	97,370	10,32,002	92,723	11,24,725
Varanaseya Sanskrit Vishwavidyalaya

Vikram	2,91,549	31,063	3,23,212	87,374	3,029	91,003	16,749	2,932	19,681	3,85,727	16,768	4,02,495
Visva Bharati	52,527	35,623	88,150	2,431	1,214	3,645	694	201	895	77,683	39,118	1,16,801
Total	4,87,69,038	92,94,757	5,81,61,795	1,87,59,415	25,21,150	2,02,80,575	26,31,334	5,63,812	31,95,146	4,79,11,745	37,58,395	5,16,70,140

Institutions Deemed to be Universities—

Birla Institute of Technology and Science	52,387	12,266	64,653	4,42,747	10,602	4,53,349
Gujarat Vidyapeeth	72,290	24,758	97,048
Gurukul Kangri Vishwavidyalaya	1,038	..	1,038	1,038	..	1,038
Indian Agricultural Research Institute	5,51,800	39,600	5,91,400
Indian Institute of Science	3,88,050	68,337	4,56,387	15,02,018	72,043	15,74,061
Indian School of International Studies	1,10,425	29,525	1,39,950
Jamia Milla Islamia	3,472	1,818	5,290	1,560	1,560	21,304	12,488	33,792
Kashi Vidyapeeth
Tata Institute of Social Sciences	28,433	5,872	34,305
Total	5,55,372	1,11,946	6,67,318	1,038	..	1,038	..	1,560	1,560	26,18,592	1,65,363	27,83,955
GRAND TOTAL	4,91,24,410	94,06,703	5,87,31,113	1,77,61,463	25,21,150	2,02,81,613	26,31,334	5,65,372	31,96,706	5,05,30,337	39,23,758	5,44,54,095

CCS

TABLE XVIII—Statistics of Scholarships, Stipends, Other Financial Assistance and Freestudentships in University Teaching Departments and Colleges—contd.

B—Amount Disbursed (in Rupees)—contd.

University	Scholarships and Stipends														
	Professional Education						Other Education								
	Scheduled Castes			Scheduled Tribes			All Persons			Scheduled Castes			Scheduled Tribes		
	Boys	Girls	Total	Boys	Girls	Total	Boys	Girls	Total	Boys	Girls	Total	Boys	Girls	Total
1	14	15	16	17	18	19	20	21	22	23	24	25	26	27	28
Agra	3,32,705	315	3,33,020
Aligarh Muslim	21,246	..	21,246	73,430	987	74,417
Allahabad	17,057	..	17,057
Andhra	3,04,617	30,612	3,35,229	10,949	..	10,949
Andhra Pradesh Agri- cultural	2,72,822	..	2,72,822	7,769	..	7,769
Annamalai	85,407	883	86,290
Benares Hindu	23,881	..	23,881
Bangalore	1,82,310	32,124	2,14,434	1,905	1,334	3,239
Baroda	43,375	2,292	45,667	10,806	..	10,806	6,294	621	6,915
Bhagalpur	14,421	..	14,421	1,357	516	1,873
Bihar	34,534	..	34,534
Bombay	1,36,942	8,641	1,45,583	13,079	632	13,711
Burdwan	46,907	..	46,907
Cslcutta	9,38,674	8,330	9,47,004	2,861	1,501	4,362
Delhi	51,383	14,492	65,875	2,993	2,445	5,438
Ganhati	1,84,547	15,909	2,00,456	1,44,725	27,560	1,72,285
Gorakhpur	99,856	..	99,856
Gujarat	2,41,492	3,034	2,44,526	35,776	..	35,776
Indira Kala Sangeet Vishwavidyalaya
Indore	21,280	1,407	22,687	10,412	..	10,412

Jabalpur	52,652	2,645	56,297	18,910	661	19,571
Jadavpur	42,000	840	42,840
Jammu & Kashmir	5,206	..	5,206
Jawahar Lal Nehru Krihi Vishwa- vidyalaya	11,712	..	11,712	3,587	..	3,587
Jiwaji	39,298	..	39,298	650	..	650
Jodhpur
Kalyani	37,346	1,564	38,910
Karnatak	78,618	560	79,178	5,258	..	5,258
Kerala	1,71,928	25,587	1,97,515	3,035	..	3,035
Kurukshetra	739	..	739	196	..	196
Lucknow	86,532	..	86,532
Madras	7,35,721	52,864	7,88,585	11,887	6,431	18,318
Magadh	24,300	..	24,300	2,051	..	2,051
Marathwada	4,87,368	3,649	4,91,017	3,180	..	3,180
Mysore	1,73,633	18,892	1,92,525	1,904	2,975	4,879
Nagpur	8,20,511	10,855	8,31,366	77,971	3,772	81,743
North Bengal	34,990	970	35,960
Orissa Agriculture & Technology	17,600	..	17,600	6,396	..	6,396
Osmania	2,87,361	30,364	3,17,714	11,734	4,238	15,972
Panjab	1,41,691	7,648	1,49,339
Patna	38,107	210	38,317	15,587	7,609	23,256
Poona	1,91,716	7,060	1,98,776	24,938	..	24,938
Punjab Agricultural Punjabi	12,726	..	12,726	3,028	..	3,028
Rabindra Bharati	2,791	..	2,791
Rajasthan	399	399
Rajasthan	71,377	500	71,877	11,641	467	12,108
Ranchi	1,52,200	19,987	1,72,187
Ravi Shanker	41,878	722	42,600	33,854	411	34,265
Roorkee	42,662	1,037	43,699
Shivaji	73,819	1,378	75,197
S.V. Vidyapeeth	7,186	..	7,186	5,563	..	5,563
Saugar	38,245	..	38,245	6,797	..	6,797
S.N.D.T. Women's Sri Venkateswara	2,646	2,646
Udaipur	1,02,902	6,439	1,09,341	15,335	738	16,073
U.P. Agricultural Utkal	7,938	..	7,938	9,602	..	9,602
U.P. Agricultural Utkal	27,977	..	27,977
Utkal	63,009	1,028	64,037	17,117	..	17,117
Varanasya Sanskrit Vishwavidyalaya
Vikram	35,123	..	35,123	12,988	933	13,921
Vivek Bharati	4,338	5,865	10,393	542	..	542
Total	72,06,584	3,21,838	75,28,422	6,19,819	63,290	6,83,109	6,294	621	6,915

TABLE XVIII—Statistics of Scholarships, Stipends, Other Financial Assistance and Freestudentships in University Teaching Departments and Colleges—contd.

B—Amount Disbursed (in Rupees)—contd.

1	14	15	16	17	18	19	20	21	22	23	24	25	26	27	28
<i>Institutions Deemed to be Universities—</i>															
Birla Institute of Technology Science
Gujarat Vidyapeeth
Gurukul Kangri Vishwavidyalaya
Indian Agricultural Research Institute
Indian Institute of Science	20,400	..	20,400
Indian School of International Studies
Jamia Millia Islamia
Kashi Vidyapeeth
Tata Institute of Social Sciences	800	..	800
Total	21,200	..	21,200
GRAND TOTAL	72,27,784	3,21,838	75,49,622	6,19,819	63,200	6,83,109	6,294	621	6,915

TABLE XVIII—Statistics of Scholarships, Stipends, Other Financial Assistance and Freestudentships in University Teaching Departments and Colleges—contd.

B—Amount Disbursed (in Rupees)—contd.

University	Other Financial Assistance											
	General Education									Professional Education		
	All Persons			Scheduled Castes			Scheduled Tribes			All Persons		
	Boys	Girls	Total	Boys	Girls	Total	Boys	Girls	Total	Boys	Girls	Total
29	30	31	32	33	34	35	36	37	38	39	40	
Agra	2,45,665	52,455	2,98,120	1,20,437	3,782	1,24,219	1,03,390	9,487	1,12,877
Aligarh Muslim	13,773	11,059	24,832	28,649	5,862	34,511
Allahabad	26,924	3,326	30,250	2,030	225	2,255
Andhra	3,06,951	47,483	3,54,434	1,10,901	7,645	1,18,446	3,707	348	4,055	34,060	90	34,150
Andhra Pradesh Agri-cultural
Annamalai
Banaras Hindu	23,542	7,773	31,315	7,247	..	7,247	5,120	570	5,690
Bangalore
Baroda	1,25,174	22,613	1,47,787	6,812	1,223	8,035	256	256	512	1,07,839	4,949	2,02,788
Bhagalpur	49,785	7,062	56,847	1,320	..	1,320	15	..	15	3,112	..	3,112
Bihar	92,306	2,756	95,062	4,387	..	4,387	17,553	..	17,553
Bombay	3,98,419	1,45,905	5,44,324	18,455	1,955	20,410	1,215	380	1,595	1,21,341	8,475	1,29,816
Burdwan	60,088	13,688	73,776	921	..	921
Calcutta	57,890	84,750	1,42,640	2,303	35	2,338	2,82,256	5,237	2,87,493
Delhi	1,72,731	59,712	2,23,443	10,692	580	11,272	714	..	714	44,125	4,063	48,188
Gauhati	44,945	14,023	58,968	3,587	..	3,587	18,783	3,114	21,897	7,120	..	7,120
Gorakhpur	56,418	90	56,508	14,097	..	14,097	34,220	..	34,220
Gujarat	22,58,191	2,15,169	24,73,360	1,16,425	7,083	1,23,508	15,720	2,464	18,184	5,83,382	10,629	5,94,011
Indira Kala Sangeet Vishwavidyalaya
Indore	5,874	344	6,218	1,205	130	1,335	255	..	255	12,671	..	12,671
Jabalpur	51,833	6,685	58,518	3,896	..	3,896	8,211	140	8,351	20,130	7,730	27,860
Jadavpur	1,928	580	2,508	5,529	32	5,561
Jammu & Kashmir	8,913	1,722	10,635	..	519	519	38,870	6,453	45,323
Jawaharlal Nehru Krishi Vishwavidyalaya	825	..	825
Jiwaji	20,400	1,453	21,853	15,846	..	15,846
Jodhpur	14,300	18,001	32,301	..	312	312	64,170	..	64,170
Kalyani

TABLE XVIII—Statistics of Scholarships, Stipends, Other Financial Assistance and Freestudentships in University Teaching Departments and Colleges—contd.

B—Amount Disbursed (in Rupees)—Other Financial Assistance

	29	30	31	32	33	34	35	36	37	38	39	40
Karnatak	3,73,225	49,611	4,22,836	311	17	328	77,088	943	78,031
Kerala	19,48,787	7,62,242	27,11,020	4,56,749	1,40,617	5,97,566	18,668	4,644	23,312	5,37,309	62,134	5,99,443
Kurukshetra	557	557	2,245	621	2,866
Lucknow	8,221	4,486	12,777
Madras	16,65,521	3,10,580	19,76,101	3,04,729	45,449	3,50,178	6,543	195	6,738	4,43,371	20,128	4,63,499
Megadh	1,79,000	7,854	1,86,854	41,088	40	41,128	120	252	372	8,280	..	8,280
Marathwada	9,11,853	49,468	9,61,321	19,520	2,550	22,070	2,75,743	2,741	2,78,484
Mysore	60,504	59,926	1,20,430	6,156	..	6,156	21,863	1,875	23,738
Nagpur	10,52,654	2,21,605	12,74,259	80,007	8,693	88,700	3,917	..	3,917	12,44,243	27,825	12,72,068
North Bengal	29,861	7,078	36,939	16,842	1,154	17,996	43,974	3,066	47,040
Oriasa Agriculture and Technology
Osmania	31,750	18,142	49,898	60	..	60	1,99,378	34,924	2,34,302
Punjab	5,50,404	63,495	6,12,899	1,85,064	6,191	1,92,155	5,72,769	6,319	5,79,088
Patna	26,891	2,954	29,845	1,725	300	2,025	1,880	726	2,606
Poona	1,56,700	1,67,164	12,23,870	78,428	6,570	83,007	3,057	252	3,309	4,95,723	34,652	5,30,375
Punjab Agricultural	1,000	..	1,000
Punjabi	5,174	..	5,174	1,04,946	5,023	1,09,969
Rabindra Bharati
Rajasthan	28,102	..	28,102	2,131	..	2,131	1,54,275	..	1,54,275
Ranchi	78,448	16,090	94,538	50,523	13,311	63,834	58,650	225	58,875
Ravi Shanker	41,566	9,974	51,540	17,921	350	18,271	4,516	..	4,516	21,818	..	21,818
Roorkee
Shivaji	7,04,929	62,830	7,67,768	63,079	1,038	54,117	3,70,055	5,928	3,75,983
S.V. Vidyapeeth	3,24,538	39,692	3,64,230	2,70,288	2,188	2,72,476
Sangar	2,273	1,133	21,400	5,275	..	5,275	7,859	..	7,859
S.N.D.T. Women's	82,355	82,355	..	6,998	6,998	..	627	627	..	1,899	1,899
Sri Venkateswara	1,8,422	4,102	1,12,924	2,909	..	2,909	1,42,540	39,610	1,82,050
Udaipur	3,223	..	3,223	47,010	..	47,010
U.P. Agricultural
Utkal	1,10,299	8,967	1,19,266	1,339	96	1,435	609	..	609	1,84,868	41,120	2,25,988
Varanaseya Sanskrit
Vishwavidyalaya
Vikram	15,844	15,219	31,063	17	..	17	376	69	435	30,378	..	30,378
Viva Bharati
Total	1,33,72,651	20,72,182	1,60,44,833	17,46,437	2,58,847	20,03,284	86,682	12,731	99,413	69,40,824	3,55,649	72,96,473

TABLE XVIII—Statistics of Scholarships, Stipends, Other Financial Assistance and Freestudentship in University Teaching Departments and Colleges—contd.

B—Amount Disbursed (in Rupees)—contd.

University	Other Financial Assistance														
	Professional Education						Other Education								
	Scheduled Castes			Scheduled Tribes			All Persons			Scheduled Castes			Scheduled Tribes		
	Boys	Girls	Total	Boys	Girls	Total	Boys	Girls	Total	Boys	Girls	Total	Boys	Girls	Total
I	41	42	43	44	45	46	47	48	49	50	51	52	53	54	55
Agra	20,775	..	20,775
Aligarh Muslim
Allahabad
Andhra	6,032	..	6,032
Andhra Pradesh Agricultural
Annamalai
Banaras Hindu	2,134	..	2,134
Bangalore
Baroda	2,899	45	2,944	471	..	471	702	41	743
Bhagalpur
Bihar	7,191	..	7,191
Bombay	32,314	395	32,709	1,611	..	1,611
Burdwan
Calcutta	1,758	..	1,758
Delhi	1,951	480	2,431
Gauhati
Gorakhpur	5,200	..	5,200
Gujarat	10,318	..	10,318	55,543	..	55,543
Indira Kala Sangeet Vishwa- vidyalyaya

TABLE XVIII—*Statistics of Scholarships, Stipends, Other Financial Assistance and Freestudentships in University Teaching Departments and Colleges—contd.*

B.—Amount Disbursed (in Rupees)—*contd.*

1	41	42	43	44	45	46	47	48	49	50	51	52	53	54	55
<i>Institutions Deemed to be Universities—</i>															
Birla Institute of Technology & Science
Gujarat Vidyapeeth
Gurukul Kangri Vishwavidyalaya
Indian Agricultural Research Institute
Indian Institute of Science
Indian School of International Studies
Jamia Millia Islamia
Kashi Vidyapeeth
Tata Institute of Social Sciences
Total
GRAND TOTAL	11,83,275	5,691	11,84,963	1,33,048	10,800	1,43,848	702	41	743

TABLE XVIII—Statistics of Scholarships, Stipends, Other Financial Assistance and Freestudentships in University Teaching Departments and Colleges—contd.

B—Amount Disbursed (in Rupees)—contd.

University	Total											
	General Education									Professional Education		
	All Persons			Scheduled Castes			Scheduled Tribes			All Persons		
	Boys	Girls	Total	Boys	Girls	Total	Boys	Girls	Total	Boys	Girls	Total
1	56	57	58	59	60	61	62	63	64	65	66	67
Agra ..	19,90,422	2,44,284	22,34,706	10,28,642	24,454	10,53,096	10,14,482	1,84,676	11,99,158
Aligarh Muslim ..	4,07,109	75,220	4,82,329	4,761	503	5,264	6,763	200	6,963	4,58,704	13,616	4,72,320
Allahabad ..	5,81,574	1,00,925	6,82,499	2,53,526	39,012	2,92,538	2,60,470	829	2,61,299
Andhra ..	17,86,190	2,74,559	20,60,758	5,69,312	53,426	6,22,728	27,082	3,876	30,958	12,72,312	1,20,275	13,92,587
Andhra Pra- desb Agricul- tural ..	469	6,730	7,199	6,81,016	2,020	6,83,036
Annamalai ..	3,75,519	33,540	4,09,059	97,915	4,066	1,01,981	7,19,564	48,051	7,67,615
Banaras Hindu ..	6,64,274	1,19,099	7,83,373	46,215	214	46,429	9,47,889	16,083	9,63,972
Bangalore ..	3,70,364	1,05,382	4,75,746	93,238	14,334	1,07,572	3,292	..	3,292	8,25,888	1,10,679	9,36,567
Baroda ..	3,04,406	1,83,595	4,88,001	24,693	2,382	27,075	5,262	1,389	6,651	9,20,903	50,212	9,71,145
Bhopalpur ..	10,49,671	78,946	11,19,817	3,17,894	2,178	3,20,072	1,99,792	7,200	1,97,992	2,57,419	451	2,57,870
Bihar ..	11,38,555	46,207	11,84,762	4,53,876	806	4,54,682	3,60,696	44,337	4,05,033
Bombay ..	16,65,381	5,34,544	21,99,925	3,73,184	31,973	4,05,157	15,978	4,673	20,651	14,54,857	1,49,765	16,04,622
Burdwan ..	7,06,133	76,932	7,83,065	5,34,231	26,004	5,60,235	2,53,374	500	2,53,874
Cuttack ..	39,45,473	7,32,480	46,77,953	24,49,327	1,87,221	26,36,548	43,405	9,785	53,190	23,86,606	80,428	24,67,034
Delhi ..	12,37,706	3,29,405	15,67,111	1,60,889	19,281	1,80,176	12,475	..	12,475	4,83,587	2,18,683	7,02,270
Goahati ..	3,50,911	7,39,591	10,90,502	5,11,519	54,720	5,66,239	15,15,884	4,48,048	19,63,932	15,23,003	83,578	16,06,581
Gorakhpur ..	8,22,226	34,409	8,56,635	2,84,885	2,972	2,87,857	2,66,552	..	2,66,552
Gujarat ..	44,53,367	4,90,225	49,43,592	7,09,181	30,196	7,39,377	1,70,269	20,477	1,90,746	17,05,609	1,60,552	18,66,161
Indira Kala Sangeet Vishwa- vidyalaya
Indore ..	1,15,233	29,283	1,44,516	54,729	4,815	59,544	9,507	80	9,587	2,34,028	58,354	2,92,382
Jabalpur ..	2,66,155	43,753	3,09,908	82,430	14,728	97,158	49,231	22,415	71,646	4,90,614	32,841	5,23,455
Jadavpur ..	68,407	2,220	70,627	14,276	1,640	15,916	6,73,322	4,456	6,77,778
Jammu & Kash- mir ..	1,21,124	2,85,340	4,06,464	20,039	4,890	25,439	3,99,255	33,648	4,32,903
Jawaharlal Nehru Krish Vishwavid- yalaya	2,52,342	..	2,52,342

TABLE XVIII—Statistics of Scholarships, Stipends, Other Financial Assistance and Freestudentships in University Teaching Departments and Colleges—contd.

B—Amount Disbursed (in Rupees)—contd.

1	56	57	58	59	60	61	62	63	64	65	66	67
Jiwaji ..	2,07,160	19,911	2,27,110	2,23,817	15,610	2,39,427
Jodhpur ..	72,210	2,761	1,04,971	..	312	312	6,57,462	..	6,57,462
Kalyani ..	15,515	2,664	18,179	5,740	..	5,740	79,183	0,257	85,440
Karnatak ..	15,38,012	1,54,560	16,92,572	2,82,167	13,394	2,95,561	23,285	1,765	25,050	7,27,013	24,590	7,51,603
Kerala ..	42,13,337	18,07,355	60,21,692	12,27,798	3,97,834	16,25,632	48,587	12,030	60,617	17,22,637	2,30,498	19,53,135
Kurukshetra ..	1,08,925	17,173	1,26,098	4,922	..	4,922	39,609	22,638	62,247
Lucknow ..	4,82,976	1,27,942	6,10,918	1,47,319	23,106	1,70,416	1,17,635	1,170	1,18,814
Madras ..	80,41,419	17,81,199	98,22,618	12,86,747	11,01,114	23,87,861	23,821	10,147	33,968	49,41,534	4,54,626	53,96,160
Megadh ..	10,88,658	44,823	11,33,481	6,15,022	472	6,15,494	2,171	1,730	3,901	98,295	..	98,295
Marathwada ..	24,04,309	91,531	24,94,840	14,05,579	25,842	14,31,421	24,403	..	24,463	8,63,794	13,549	8,77,333
Mysore ..	5,91,445	1,44,139	7,32,774	1,48,498	9,513	1,38,011	13,09,909	1,03,929	14,04,838
Nagpur ..	25,68,061	5,95,802	30,73,863	12,70,529	2,04,331	14,74,860	72,606	6,836	79,442	28,11,575	1,10,780	29,22,355
North Bengal ..	4,27,738	79,397	5,07,135	3,94,445	67,283	4,91,728	1,96,642	30,120	2,26,768
Orissa Agriculture and Technology ..	1,832	..	1,832	1,462	..	1,462	23,13,696	..	23,13,696
Omania ..	7,10,330	1,51,465	8,61,795	3,11,018	41,869	3,52,887	4,297	..	4,297	10,75,058	2,37,862	13,12,920
Panjab ..	24,35,712	3,06,361	26,42,073	11,10,593	41,098	11,51,691	18,18,136	1,03,248	19,21,384
Patna ..	6,91,307	91,499	7,82,806	1,86,599	6,348	1,92,947	11,233	8,810	20,043	4,15,267	30,624	4,85,891
Poona ..	26,01,397	4,70,554	31,77,951	5,62,290	32,007	5,94,297	82,625	549	83,174	14,95,233	72,787	15,68,020
Punjab Agricultural	3,91,991	..	3,91,991
Punjabi ..	9,93,697	3,03,997	12,97,694	12,581	665	13,246	76,39,416	7,53,744	83,93,160
Rabindra Bharati	1,830	1,830	1,839	1,839
Rajasthan ..	7,68,624	1,96,713	8,75,137	1,41,375	372	1,41,747	70,896	..	70,896	10,52,636	68,969	11,21,607
Ranchi ..	14,57,754	2,94,167	17,51,921	11,34,127	2,32,458	13,66,585	1,82,757	53,827	11,36,584
Ravi Shankar ..	4,07,443	51,833	4,59,279	1,12,726	3,726	1,18,452	1,20,468	3,461	1,23,929	3,86,253	4,583	3,90,836
Roorkee	8,78,820	6,772	8,85,592
Shivaji ..	17,46,855	1,08,080	19,14,935	5,45,370	13,813	5,59,192	6,60,423	22,961	6,83,384
S. V. Vidya
poth ..	5,33,907	30,823	5,03,930	10,230	..	10,230	8,077	711	8,788	5,82,324	4,259	5,86,583
Sangar ..	6,04,836	53,000	6,57,836	1,15,092	4,109	1,20,101	32,834	324	33,158	4,67,337	24,090	4,91,427
S.N.D.T. Women's	1,33,786	1,33,786	..	21,125	21,125	..	627	627	..	10,944	10,944
Sri Venkateswara ..	7,37,522	1,12,248	8,49,770	1,70,151	9,192	1,79,343	21,036	3,082	24,118	7,18,517	94,105	8,12,622
Udaipur ..	56,169	..	56,169	9,343	..	9,343	11,015	..	11,015	2,71,913	5,855	2,78,798

U. P. Agricultural											2,28,485		2,28,485
Utkal	10,44,659	1,99,110	12,13,769	1,28,059	3,446	1,31,595	92,843	5,136	97,979	12,16,870	1,33,843	12,50,713	
Varanaseya													
Sanskrit Vishwavidyalaya													
Vikram	3,07,393	46,882	3,51,275	87,391	3,029	91,020	17,125	2,991	20,116	4,10,115	18,768	4,32,873	
Visva-Bharati	52,527	35,623	88,150	2,431	1,214	3,645	694	201	895	77,683	39,118	1,16,801	
Total	0,21,41,089	1,10,60,939	7,41,86,18	1,95,58,802	27,77,997	2,22,83,839	27,18,016	5,76,543	32,94,559	5,48,52,609	41,14,744	5,89,66,613	
<i>Institutions</i>													
<i>Deemed to be Universities—</i>													
Birla Institute of Technology & Science	52,387	12,266	64,653	4,42,747	10,602	4,53,349	
Gujarat Vidya-peeth	72,290	24,758	97,048	
Gurukul Kangri Vishwavidyalaya	11,093	..	11,093	1,038	..	1,038	
Indian Agricultural Research Institute	5,51,800	39,600	5,91,400	
Indian Institute of Science	3,88,050	68,337	4,56,387	15,02,018	72,043	15,74,061	
Indian School of International Studies	1,10,725	29,725	1,40,450	1,500	1,500	
Jamia Millia Islamia	3,472	1,818	5,290	21,304	12,488	33,792	
Kashi Vidya-peeth	1,17,396	200	1,17,596	1,01,515	..	1,01,515	600	..	600	
Tata Institute of Social Sciences	28,433	5,872	34,305	
Total	6,83,123	1,12,348	7,95,469	1,02,553	..	1,02,553	..	1,500	1,500	26,19,102	1,65,363	27,84,555	
GRAND TOTAL	6,28,14,812	1,21,79,85	7,49,14,997	1,96,78,415	27,77,997	2,23,81,112	27,18,016	5,78,103	32,96,119	5,71,71,761	42,79,407	6,17,51,168	

TABLE XVIII—Statistics of Scholarships, Stipends, Other Financial Assistance and Freestudentships in University Teaching Departments and Colleges—contd.

B—Amount Disbursed (in Rupees)—contd.

I	Total														
	Professional Education						Other Education								
	Scheduled Castes			Scheduled Tribes			All Persons			Scheduled Castes			Scheduled Tribes		
	Boys	Girls	Total	Boys	Girls	Total	Boys	Girls	Total	Boys	Girls	Total	Boys	Girls	Total
68	69	70	71	72	73	74	75	76	77	78	79	80	81	82	
Agra ..	3,53,490	315	3,53,795
Aligarh Muslim ..	21,246	..	21,246	73,430	987	74,417
Allahabad ..	17,057	..	17,057
Andhra ..	3,10,649	30,612	3,41,261	10,949	..	10,949
Andhra Pra- desh Agri- cultural ..	2,72,822	..	2,72,822	7,769	..	7,769
Annamalai ..	85,407	853	86,260
Banaras Hindu ..	26,015	..	26,015
Bangalore ..	1,82,310	32,124	2,14,434	1,905	1,334	3,239
Baroda ..	46,274	2,337	48,611	11,277	..	11,277	6,998	662	7,658
Bhagalpur ..	14,421	..	14,421	1,357	516	1,873
Bihar ..	41,725	..	41,725
Bombay ..	1,69,256	9,636	1,78,292	14,690	632	15,322
Burdwan ..	46,907	..	46,907
Calcutta ..	9,40,432	8,330	9,48,762	2,801	1,501	4,362
Delhi ..	51,334	14,972	66,306	2,993	2,445	5,438
Gauhati ..	1,84,547	15,909	2,00,456	1,44,725	27,560	1,72,285
Gorakhpur ..	1,05,056	..	1,05,056
Gujarat ..	2,51,810	3,031	2,54,844	91,319	..	91,319
Indira Kala Sangot Vish- wavidyalaya
Indore ..	21,398	1,407	22,805	10,412	..	10,412
Jabalpur ..	56,108	2,645	58,753	22,399	681	23,080
Jadavpur ..	42,000	840	42,840
Jammu & Ka- shmir ..	6,041	..	6,041
Jawaharlal Nehru Krishi Vishwa- vidyalaya ..	11,712	..	11,712	3,587	..	3,587

TABLE XVIII—*Statistics of Scholarships, Stipends, Other Financial Assistance and Freestudentships in University Teaching Departments and Colleges—contd.*

B—Amount Disbursed (in Rupees)—*contd.*

1	68	69	70	71	72	73	74	75	76	77	78	79	80	81	82
<i>Institutions Deemed to be Universities—</i>															
Birla Institute of Technology & Science
Gujarat Vidyapeeth
Gurukul Kangri Vishwavidyalaya
Indian Agricultural Research Institute ..	20,400	..	20,400
Indian Institute of Science
Indian School of International Studies
Jamia Millia Islamia
Kashi Vidyapeeth
Tata Institute of Social Sciences ..	800	..	800
Total ..	21,200	..	21,200
GRAND TOTAL	81,11,959	3,27,531	87,38,591	7,52,867	74,090	8,26,957	6,990	662	7,658

TABLE XVIII—Statistics of Scholarships, Stipends, Other Financial Assistance and Freestudentships in University Teaching Departments and Colleges—contd.

C—Amount Foregone (in Rupees) on account of Freestudentships—contd.

University	General Education									Professional Education		
	All Persons			Scheduled Castes			Scheduled Tribes			All Persons		
	Boys	Girls	Total	Boys	Girls	Total	Boys	Girls	Total	Boys	Girls	Total
1	2	3	4	5	6	7	8	9	10	11	12	13
Agra	10,65,258	1,22,814	11,88,072	27,551	744	28,295	1,32,421	1,400	1,33,821
Aligarh Muslim	51,127	21,141	72,268	84,985	2,333	87,318
Allahabad	1,32,941	36,969	1,69,910	16,516	180	16,696
Andhra	5,31,033	1,11,961	6,42,994	1,12,781	7,593	1,20,374	6,169	546	6,715	52,179	874	53,053
Andhra Pradesh Agricultural
Annamalai	18,000	..	18,000
Banaras Hindu	67,400	21,782	89,182	85,586	2,500	88,086
Bangalore	230	30,123	30,353	230	30,123	30,353
Baroda	82,766	48,470	1,31,236	1,20,041	6,327	1,26,368
Bhagalpur	2,72,001	20,210	2,92,211	14,530	..	14,530
Bihar	2,93,624	14,321	3,07,945	1,929	..	1,929	30,691	9,000	39,691
Bombay	4,16,587	74,712	4,91,299	1,23,104	10,864	1,33,968	3,070	300	3,370	1,18,223	28,900	1,47,123
Burdwan	1,81,331	42,405	2,23,736	40,266	..	40,266
Calcutta	3,46,314	2,11,031	5,57,345	36,884	1,354	38,238	9,458	2,040	11,496	3,27,132	1,920	3,29,052
Delhi	3,47,609	2,02,700	5,50,309	5,400	660	6,060	90,057	11,705	1,01,762
Gauhati	41,503	22,687	64,190	840	..	840	2,524	..	2,524	15,878	360	16,238
Gorakhpur	1,78,617	12,311	1,90,928	40,476	1,800	42,276
Gujarat	5,04,069	79,829	5,83,898	35,822	800	36,622	20,840	2,385	23,225	3,59,946	13,062	3,73,008
Indira Kala Sangeet Vish- wavidyalaya
Indore	67,246	13,504	80,750	6,912	736	7,648	576	..	576	39,106	165	39,271
Jabalpur	15,971	4,366	20,337	15,971	4,366	20,337	18,009	6,900	24,909
Jadavpur	32,135	13,847	45,982	77,465	550	78,015
Jammu and Kashmir
Jawaharlal Nehru Krishi Vishwavidyalaya	14,583	..	14,583
Jiwaji	43,908	7,908	51,816	24,006	240	24,246
Jodhpur
Kalyani	2,790	1,224	4,014	16,758	..	16,758

TABLE XVIII—Statistics of Scholarships, Stipends Other Financial Assistance and Freestudentships in University Teaching Departments and Colleges—contd.

C—Amount Foregone (in Rupees) on account of Freestudentships—contd.

1	2	3	4	5	6	7	8	9	10	11	12	13
Karnatak	54,563	10,909	65,472	42,824	3,910	46,734
Kerala	3,12,433	1,40,735	4,53,168	79,120	36,849	1,15,969	6,399	1,608	8,007	5,33,679	1,07,067	6,40,746
Kurukshetra	333	333
Lucknow	38,760	17,883	56,643	13,730	283	19,018
Madras	8,54,871	1,39,432	9,94,303	1,14,361	15,911	1,30,272	654	..	654	2,69,895	19,010	2,88,905
Magadh	3,75,888	24,757	4,00,645	26,382	..	26,382
Marathwada	19,103	15,208	34,311	3,229	1,156	4,385	2,994	395	3,289	11,155	13,920	25,075
Mysore	2,82,871	1,76,792	4,59,663	1,71,341	29,835	2,01,176
Nagpur	1,77,299	48,027	2,25,326	17,061	1,513	18,574	5,598	729	6,327	1,96,822	6,535	2,03,357
North Bengal	33,319	23,433	56,752	..	168	163
Orissa Agriculture and Technology	1,296	54	1,350	25,540	..	25,540
Osmania	1,60,010	44,415	2,04,425	653	..	653	1,49,347	13,775	1,63,122
Panjab	6,04,115	1,65,732	7,69,847	1,00,941	11,979	2,02,920	68,804	10,759	79,563
Patna	92,112	34,601	1,26,713	47,136	918	48,064	2,468	2,376	4,844	1,9,536	10,800	30,336
Poona	1,17,774	49,762	1,67,536	2,000	..	2,000	2,100	..	2,100	1,09,909	1,814	1,11,723
Punjab Agricultural Punjab	19,920	14,871	34,791	16,332	..	16,332
Rabindra Bharati	1,95,481	13,410	2,08,891
Rajasthan	81,888	2,434	84,322	1,200	..	1,200	5,614	8,120	13,734
Ranchi	2,29,578	39,096	2,68,674	4,957	624	5,581	1,21,661	11,080	1,32,741
Ravi Shanker	31,160	17,930	52,090	4,931	1,303	6,234	9,111	890	10,001	91,440	4,330	95,770
Roorkee	14,453	180	14,633
Shivaji	4,95,202	74,253	5,69,455	44,459	637	45,096	67,178	1,080	68,258
S.V. Vidyapoth	4,010	..	4,010	2,01,531	5,405	2,06,936
Saugar	1,88,287	9,301	1,97,588	26,631	117	26,798	2,628	..	2,628	32,260	200	32,460
S.N.D.T. Women's	57,353	57,353	20,899	..	2,869
Sri Venkateswara	4,02,210	54,668	4,56,878	84,056	7,638	91,694	7,662	687	8,349	..	480	480
Udaipur	23,602	11,728	35,330	2,782	250	3,032	1,146	..	1,146	73,709	1,830	75,539
U.P. Agricultural	45,678	1,170	46,848
Utkal	2,21,949	27,066	2,49,015	21,955	338	22,293	3,238	334	3,572	22,308	..	22,308
Varanaseya Sanskrit Vish- wavidyalaya	53,072	180	53,252
Vikram	1,26,664	21,811	1,48,475	6,545	216	6,761	2,511	72	2,583	24,003	390	24,393
Viava Bharati	9,108	8,893	17,801	5,661	3,153	8,814
Total	90,34,852	23,47,625	1,19,82,477	10,38,221	1,37,175	11,75,396	89,044	12,362	1,01,406	43,53,118	3,56,049	47,10,567

*Institutions deemed to be
Universities—*

Birla Institute of Technology & Science
Gujarat Vidyapeeth
Gurukul Kangri Vishwavid- yalaya	7,865	..	7,865
Indian Agricultural Research Institute
Indian Institute of Science
Indian School of Interna- tional Studies	360	640	1,000	240	240
Jamia Millia Islamia
Kasbi Vidyapeeth	25,995	1,170	27,165	2,142	76	2,218	..
Tata Institute of Social Sciences
Total	34,220	1,810	36,030	240	240	2,142	76	2,218	..
GRAND TOTAL	96,69,072	23,49,435	1,20,18,507	10,38,221	1,37,175	11,75,396	89,044	12,602	1,01,644	43,55,460	3,57,025	47,12,485	..

TABLE XVIII—Statistics of Scholarships, Stipends, Other Financial Assistance and Freestudentships in University Teaching Departments and Colleges—contd.

C—Amount Foregone (in Rupees) on account Freestudentships—contd.

University	Professional Education						Other Education								
	Scheduled Castes			Scheduled Tribes			All Persons			Scheduled Castes			Scheduled Tribes		
	Boys	Girls	Total	Boys	Girls	Total	Boys	Girls	Total	Boys	Girls	Total	Boys	Girls	Total
	14	15	16	17	18	19	20	21	22	23	24	25	26	27	28
Agra	5,328	..	5,328
Aligarh Muslim
Allahabad
Andhra	6,666	..	6,666	210	..	210
Andhra Pradesh Agricultural
Annamalai
Banaras Hindu	380	..	380
Bangalore
Baroda
Bhagalpur
Bihar	960	..	960
Bombay
Burdwan
Calcutta
Delhi
Gauhati
Gorakhpur
Gujarat
Indira Kala Sangeet Vishwavidyalaya
Indore	192	..	192
Jabalpur	2,800	800	3,600	400	200	600
Jadavpur
Jammu & Kashmir
Jawaharlal Nehru Krishi Vishwavidyalaya	828	..	828

Jiwaji	2,784	• ..	2,784	130	..	130
Jodhpur
Kalyani
Karnatak	450	..	450
Kerala	75,222	12,579	87,801	720	..	720
Kurukshetra
Lucknow
Madras	1,21,709	2,880	1,24,589	1,460	720	2,180
Magadh
Marathwada	4,950	..	4,950	450	..	450
Mysore
Nagpur	914	..	914
North Bengal
Orissa Agriculture and Technology
Osmania
Panjab	20,061	4,383	24,444
Patna	9,132	..	9,132	2,574	750	3,324
Poona	4,551	..	4,551	733	..	733
Punjab Agricultural Punjabi
Rabindra Bharati Rajasthan
Ranchi	3,600	..	3,600
Ravi Shanker	1,338	180	1,518	1,228	..	1,228
Roorkee
Shivaji	11,208	..	11,208
S. V. Vidyapeeth
Saugar	1,755	..	1,755
S. N. D. T. Women's Sri Venkateswara	7,614	..	7,614	2,310	..	2,310
Udaipur	780	..	780
U. P. Agricultural Utkal	180	..	180
Varanasya * Sanskrit Vishwavidyalaya
Vikram	448	..	448	192	..	192
Visva Bharati
Total	2,81,915	20,822	3,02,737	12,342	1,670	14,012

TABLE XVIII—Statistics of Scholarships, Stipends, Other Financial Assistance and Freestudentships in University Teaching Departments and Colleges—concl'd.

C—Amount Foregone (in Rupees) on account Freestudentships—concl'd.

1	14	15	16	17	18	19	20	21	22	23	24	25	26	27	28
<i>Institutions Deemed to be Universities—</i>															
Birla Institute of Technology & Science
Gujarat Vidyapeeth
Gurukul Kangri Vishwavidyala
Indian Agricultural Research Institute
Indian Institute of Science
Indian School of International Studies
Jamia Millia Islamia
Kashi Vidyapeeth
Tata Institute of Social Sciences
Total
GRAND TOTAL	2,81,915	20,822	3,02,737	12,342	1,670	14,012

TABLE XIX—Income of the Universities and their Colleges

University	Recurring						Non-Recurring						Grand Total
	From Central Government	From State Government	From Local Boards	From Fees	From Endowments	From Other Sources	Total	From Central Government	From State Government	From Other Sources	Total		
1	2	3	4	5	6	7	8	9	10	11	12	13	
Agra	23,64,504	1,77,59,264	1,10,574	1,46,42,936	7,31,081	13,70,200	3,69,78,559	21,29,603	37,24,443	17,46,402	76,00,448	4,45,79,907	
Alicarh Muslim	86,24,256	5,52,401	..	13,92,800	5,346	2,00,349	1,07,75,152	37,94,898	37,94,898	1,45,70,050	
Aliahabad	8,77,212	45,76,274	..	23,92,723	1,81,080	4,07,900	84,35,149	31,00,300	11,43,866	4,74,393	47,18,559	1,31,53,748	
Andhra	26,37,319	99,12,462	50,870	1,10,60,592	1,48,398	10,79,630	2,54,89,271	5,00,037	11,91,268	35,31,575	52,22,880	3,07,12,151	
Andhra Pradesh Agricultural	6,62,960	36,43,190	25,000	7,33,215	..	34,453	50,98,718	65,534	10,64,899	..	11,30,433	62,29,151	
Annasalai	9,22,077	22,09,737	..	15,37,875	2,30,582	5,31,452	54,31,723	12,19,784	3,46,429	1,04,620	16,70,833	71,02,550	
Banaras Hindu	1,40,85,690	10,47,841	8,00,000	25,97,278	2,59,424	1,32,18,171	3,12,08,404	51,03,919	60,475	2,35,511	53,99,905	3,66,08,309	
Bangalore	21,05,329	44,19,395	..	33,54,994	1,367	7,30,538	1,14,71,623	7,49,217	1,40,330	..	8,98,747	1,23,70,270	
Baroda	22,18,171	54,20,080	..	39,57,343	30,311	15,18,647	1,31,44,552	14,42,728	9,77,584	83,696	25,04,008	1,56,48,560	
Bhagalpur	3,54,581	51,33,043	..	57,14,684	28,385	10,23,990	1,25,83,081	2,72,913	5,78,011	88,418	9,38,942	1,31,92,125	
Bihar	6,54,045	37,75,442	14,94,801	69,80,921	58,364	4,11,743	1,33,75,316	17,71,100	11,83,321	1,40,964	30,95,385	1,64,70,701	
Bombay	25,29,405	1,29,69,148	33,03,818	2,31,50,792	3,50,744	12,86,016	4,35,89,923	20,10,365	6,31,864	8,93,622	35,25,851	4,71,25,774	
Burdwan	19,35,877	42,76,634	298	36,44,304	3,10,698	3,07,784	1,04,75,595	38,42,812	19,31,847	2,81,833	60,56,492	1,66,32,087	
Calcutta	1,04,13,620	2,51,82,580	49,912	81,35,917	7,84,772	11,23,364	3,80,39,342	27,59,270	31,88,827	10,10,637	69,58,734	7,61,54,967	
Delhi	3,46,93,496	32,51,881	..	3,06,67,540	5,45,511	20,86,982	6,91,96,233	36,73,586	3,44,087	2,24,128	42,41,801	4,22,81,143	
Gashti	50,53,550	1,13,67,283	..	1,00,59,249	1,99,078	10,06,003	2,76,81,863	39,00,793	17,52,425	8,09,859	64,62,077	3,41,46,940	
Gorakhpur	5,61,974	33,90,037	500	40,81,562	2,04,656	3,33,152	86,71,881	16,58,900	16,19,036	3,11,693	35,89,629	1,21,61,510	
Gujarat	38,17,624	1,28,21,508	2,72,110	2,05,64,074	88,501	17,72,824	3,93,36,641	28,52,079	12,91,732	24,07,003	66,53,814	4,58,90,456	
Indira Kala Sangat Vishwavidyalaya	..	1,00,000	..	12,340	..	9,371	1,21,711	1,21,711	
Indore	2,12,179	35,35,137	..	20,52,617	11,064	1,86,520	60,18,117	69,500	7,29,867	19,197	8,18,564	68,36,681	
Jabalpur	6,40,164	40,89,803	..	26,07,684	..	1,95,935	75,33,566	8,93,522	9,99,174	48,897	19,41,593	94,75,159	
Jadavpur	3,81,591	14,57,114	37,57,257	12,01,927	..	3,36,787	71,33,776	..	11,82,032	6,52,185	18,34,217	89,67,963	
Jammu and Kashmir	3,76,926	63,80,987	..	28,81,820	1,76,674	2,69,652	1,00,86,059	31,85,235	1,80,700	3,761	33,69,696	1,34,55,765	
Jawaharlal Nehru Krishi Vishwavidyalaya	76,933	65,06,900	..	3,44,210	..	48,617	69,76,060	..	5,23,073	..	5,23,073	74,99,733	
Jiwaji	6,34,667	41,04,787	..	23,35,916	1,46,103	7,76,376	79,97,849	11,14,847	4,95,431	59,035	16,69,913	96,67,762	

TABLE XIX—Income of the Universities and Colleges—contd.

1	2	3	4	5	6	7	8	9	10	11	12	13
Jodhpur ..	3,50,000	39,59,900	..	8,90,998	..	1,86,843	53,86,641	15,500	..	10,000	25,500	54,12,141
Kalyani ..	95,585	39,25,810	..	2,69,534	..	1,46,812	44,37,741	6,00,000	6,00,000	50,37,741
Karnatak ..	32,59,274	39,36,189	8,056	73,53,647	58,443	5,65,893	1,50,81,502	17,42,998	5,95,418	32,71,713	56,10,129	2,06,91,631
Kerala ..	41,54,011	1,56,64,836	..	2,52,14,543	2,027	49,92,366	5,00,27,783	92,61,687	85,84,392	84,74,658	2,63,10,727	7,83,38,520
Kurukshetra ..	9,029	5,36,017	..	3,62,240	..	2,63,790	11,73,076	12,73,982	23,45,542	3,79,575	39,99,099	51,72,175
Lucknow ..	5,48,044	59,77,157	15,969	32,69,404	17,016	6,38,517	95,66,116	19,17,293	14,09,080	8,2976	34,07,349	1,29,73,465
Madras ..	78,95,225	3,09,04,099	28,31,295	2,67,91,351	8,76,301	59,87,329	7,52,85,600	1,23,91,492	30,46,996	65,09,995	2,19,48,483	9,7234,083
Magadh ..	2,37,031	35,56,093	..	54,27,522	12,728	1,55,952	93,89,326	4,14,594	5,72,075	5,50,908	15,37,677	1,09,26,903
Marathwada ..	26,18,407	49,83,773	84,030	34,03,586	17,610	1,12,802	1,12,20,208	10,52,851	8,86,447	..	19,39,298	1,31,59,506
Myaore ..	17,62,476	48,79,569	13,68,497	83,48,987	25,775	21,31,703	1,85,17,007	8,78,122	6,44,642	55,24,720	7047,484	2,55,64,491
Nagpur ..	40,01,673	1,18,92,568	6,750	96,62,784	1,06,626	11,00,589	2,67,70,990	17,27,885	15,54,634	8,88,368	41,70,887	3,09,41,877
North Bengal ..	10,90,934	14,42,204	..	21,13,794	17,350	52,372	47,18,654	10,30,124	11,42,419	1,55,132	23,27,675	70,46,329
Orissa Agriculture and Technology ..	21,84,565	47,62,308	..	3,76,941	..	1,19,724	74,63,538	..	7,17,741	2,000	7,19,741	81,83,279
Osmania ..	30,17,125	1,24,39,214	6,528	84,68,729	29,081	20,13,762	2,59,74,439	35,81,262	27,61,720	3,90,816	67,33,798	3,27,08,237
Punjab ..	33,65,710	95,31,651	2,30,980	2,96,24,089	11,11,048	36,91,492	4,75,54,970	33,23,484	22,57,902	21,35,251	77,16,637	5,52,71,607
Patna ..	3,85,782	67,25,727	..	20,84,652	78,824	2,85,432	95,60,417	11,33,098	5,72,191	1,83,614	18,88,903	1,14,49,320
Poona ..	26,64,681	95,32,630	58,000	1,12,40,593	2,04,198	8,98,344	2,45,98,446	11,50,013	5,88,342	2,43,142	19,81,497	2,65,79,943
Punjab Agricultural ..	90,948	2,06,31,607	16,99,846	4,67,229	813	15,44,455	2,44,34,898	2,14,34,898
Punjabi ..	1,98,490	37,02,704	..	13,37,551	1,23,858	1,91,301	57,53,904	7,41,702	16,45,942	3,000	23,90,644	81,44,548
Rabindra Bharati ..	13,900	7,67,599	..	39,121	..	9,312	8,29,932	..	1,00,000	18,515	1,18,515	9,48,447
Rajasthan ..	22,36,155	1,24,78,836	44,943	53,16,869	5,10,125	5,69,567	2,11,56,495	72,04,939	25,87,147	3,89,827	1,01,81,913	3,13,38,408
Ranchi ..	41,80,098	71,49,983	..	71,87,517	12,28,422	1,99,290	2,10,53,340	15,99,141	6,31,117	26,10,662	48,43,920	2,58,97,260
Ravi Shanker ..	3,38,433	46,73,093	31,000	23,28,685	21,070	1,26,947	75,20,037	3,48,944	9,86,309	4,05,591	17,40,844	92,60,881
Roorkee ..	21,12,304	39,84,602	5,20,917	28,20,668	..	5,2378	91,90,809	14,69,037	13,64,210	5,73,220	34,06,467	1,28,97,376
Shivaji ..	12,53,317	51,92,362	80,680	65,79,243	47,944	8,08,122	1,39,61,568	8,60,090	10,81,869	..	19,41,959	1,59,03,527
S. V. Vidya-peeth ..	3,44,038	29,29,449	..	33,75,112	..	5,25,792	71,74,301	16,90,014	10,27,803	1,75,504	28,93,321	1,10,67,712
Sangar ..	5,89,812	57,93,252	79,581	36,63,810	2,44,718	4,17,975	1,07,89,181	16,19,061	9,51,895	18,158	25,88,614	1,33,77,795
S.N.D.T. Women's ..	2,21,178	4,15,386	2,000	17,30,177	1,850	2,87,006	26,57,697	2,18,611	84,779	1,99,800	5,03,190	31,60,787
Sri Venkateswara ..	13,01,671	69,88,309	8,05,184	42,00,035	26,185	9,52,517	1,42,85,901	11,30,311	23,30,680	8,69,486	43,30,483	1,86,16,384
U ..	14,08,914	66,29,299	..	2,61,798	..	2,92,833	95,92,844	1,00,000	13,780	1,77,504	2,91,284	98,84,128

TABLE XX—Expenditure on Universities and their Colleges

University	Recurring									
	Research-Guiding & Teaching Staff	Administration and other Staff	Apparatus Chemicals and Consumable Stores	Furniture	Scholarships Stipend & Other Financial Assistance	Library	Games and Sports	Conduct of examinations	Hostels	Buildings
1	2	3	4	5	6	7	8	9	10	11
Agra	1,63,96,408	43,00,014	22,94,501	2,43,001	34,76,663	17,26,031	3,58,461	18,82,450	6,49,346	4,51,146
Aligarh Muslim	43,48,369	12,98,639	3,74,075	2,72,716	9,54,649	3,94,048	65,083	3,65,560	4,84,783	7,56,516
Allahabad	35,54,679	15,62,820	3,32,362	44,270	9,43,948	2,71,656	56,541	3,15,509	2,81,724	1,44,194
Andhra	1,14,38,455	36,26,117	15,78,158	1,76,408	34,86,046	7,10,700	1,70,886	18,84,178	2,95,293	1,90,131
Andhra Pradesh										
Agricultural	11,58,999	11,49,234	8,78,066	94,308	6,90,235	1,30,613	8,313	23,979	20,380	..
Annamalai	15,97,736	5,83,435	2,57,587	22,465	11,76,674	83,600	9,390	2,15,744	64,000	1,37,038
Banaras Hindu	1,13,06,421	31,43,594	5,53,927	3,59,554	17,49,468	2,13,606	4,559	6,74,913	..	3,81,098
Bangalore	46,50,565	15,75,718	9,19,265	1,29,093	14,13,827	3,44,776	49,516	..	46,851	72,987
Baroda	41,42,811	18,87,020	3,27,799	2,98,010	14,59,889	4,25,669	49,205	4,52,662	4,70,164	3,30,331
Bhagalpur	45,83,698	16,27,755	2,35,748	51,833	13,77,501	2,78,275	35,345	7,58,412	90,377	21,322
Bihar	80,12,580	16,89,165	6,59,397	48,311	15,90,140	3,35,073	58,445	9,09,365	3,48,163	44,160
Bombay	1,48,59,404	65,74,002	27,81,468	5,71,421	12,71,161	16,90,070	5,00,116	11,27,834	7,36,967	4,29,297
Burdwan	56,44,506	17,50,739	5,92,129	62,757	10,05,167	2,54,539	64,908	4,30,930	2,95,702	1,25,575
Calcutta	3,28,07,087	98,92,800	27,40,294	4,01,110	71,88,892	16,82,273	3,62,160	24,03,900	11,41,301	3,17,119
Delhi	1,51,52,788	69,79,089	18,87,039	4,26,325	22,54,656	20,03,629	1,84,169	6,51,742	8,06,223	7,01,495
Gauhati	1,08,96,019	31,06,167	11,44,628	2,64,807	56,07,116	6,80,129	1,36,243	8,83,943	5,24,822	2,09,357
Gorakhpur	40,59,970	10,21,164	5,10,297	68,634	11,05,362	3,47,758	10,548	5,07,515	86,056	1,78,823
Gujarat	1,31,64,443	44,53,046	22,16,518	8,68,898	67,85,704	15,01,369	3,23,253	19,70,134	5,25,050	4,82,171
Indira Kala Sangect Vishwavidyalaya	33,523	38,790	5,410	..	14,135	..	1,490
Indore	24,25,909	8,14,763	3,06,613	1,83,023	4,72,889	2,26,242	42,745	1,10,071	95,817	21,368
Jabalpur	32,46,441	13,76,359	3,40,469	5,746	8,33,413	4,78,211	46,942	4,89,680	32,348	4,802
Jadavpur	80,00,887	16,07,899	3,14,682	1,73,268	7,72,241	2,38,939	40,413	1,70,360	1,52,321	1,14,991
Jammu and Kashmir	35,05,266	17,59,156	9,97,197	1,08,584	8,62,003	3,10,147	83,093	7,02,482	62,346	57,818
Jawaharlal Nohru Krishi Vishwavidyalaya	10,91,487	8,06,342	2,36,839	30,212	3,10,176	60,530	12,507	..	5,173	..

Jiwaji	29,00,343	15,42,612	1,78,343	1,77,174	4,81,579	2,20,122	74,867	1,34,941	1,38,698	67,897
Jodhpur	30,89,066	5,39,155	1,94,208	9,840	6,76,870	52,312	..	2,57,320	..	53,790
Kalyani	6,48,060	6,29,366	1,94,475	1,88,993	1,04,249	40,402	21,393	57,972	1,63,911	60,780
Karnatak	61,16,716	19,77,300	15,63,274	2,68,012	22,17,097	6,41,243	2,00,990	10,20,283	1,93,055	1,14,390
Kerala	1,92,90,535	51,57,265	19,60,976	5,74,567	79,74,940	12,99,343	4,47,626	18,06,160	12,56,062	4,27,488
Kurukshetra	10,57,503	5,32,046	3,63,369	16,300	1,88,265	1,94,246	75,407	70,732	1,10,815	97,132
Lucknow	42,77,450	19,39,031	3,34,339	42,416	7,41,274	2,40,075	22,116	4,52,191	4,52,191	1,55,062
Madras	2,65,24,682	79,53,589	37,62,453	6,33,570	1,52,21,211	19,61,961	4,69,005	21,51,181	32,58,174	6,88,211
Madh	39,28,430	12,69,089	2,74,236	14,428	12,32,073	2,80,081	37,144	6,97,047	74,059	50,496
Marathwada	26,55,899	16,24,582	4,63,164	93,588	33,73,858	4,22,783	91,364	3,62,186	56,986	33,547
Mysore	82,81,498	25,19,874	10,99,924	4,94,906	21,87,032	6,28,422	1,57,265	N-A	1,22,725	1,10,746
Nagpur	90,78,227	36,73,935	10,91,045	84,114	59,88,208	8,24,006	84,939	9,77,964	3,01,496	1,07,021
North Bengal	17,55,101	6,81,114	1,04,738	15,764	7,32,906	1,08,757	29,255	2,69,650	1,10,418	20,275
Orissa Agriculture and Technology	32,60,372	6,31,409	1,10,077	5,779	25,02,851	29,880	4,782	63,782	53,100	..
Osmnia	1,00,09,643	43,26,086	10,35,686	1,55,219	31,13,911	6,88,781	68,047	10,18,816	3,01,528	7,39,123
Panjab	1,67,71,641	73,63,250	27,77,591	2,69,520	45,48,063	15,83,895	8,54,470	55,01,363	7,41,155	5,55,179
Patna	50,05,833	12,90,386	2,47,133	..	12,16,588	2,92,626	81,187	5,31,500	1,54,445	2,82,915
Poona	1,04,26,062	41,20,723	12,79,747	1,86,038	46,55,176	8,95,063	3,10,185	14,07,209	4,05,867	2,21,742
Punjab Agricultural Punjab	47,12,053	8,73,878	10,49,507	1,34,100	3,55,991	27,186	4,615	96,551	21,360	..
Rajendra Bharati	22,50,984	12,07,718	2,86,973	56,795	3,61,030	1,89,908	84,755	20,000	83,302	31,496
Rajasthan	2,81,331	2,17,326	1,596	..	16,914	12,119	334	1,166	..	30,818
Ranchi	1,00,39,760	38,36,737	15,35,245	2,24,107	20,34,788	12,68,663	2,03,176	9,46,904	1,46,762	1,67,279
Ravi Shanker	63,21,767	37,60,038	11,76,813	2,28,727	34,20,348	3,49,110	73,865	6,63,827	2,14,349	90,894
Roorkee	32,27,514	9,78,190	2,74,629	82,087	8,50,115	2,30,551	39,256	69,007	54,210	22,889
Shivaji	40,84,386	*	40,74,081	3,989	9,95,592	1,31,885	..	7,20,922
S.V. Vidyaapeeth	43,65,922	17,34,117	8,73,257	3,61,486	23,24,414	4,96,725	2,52,196	1,12,495	1,12,495	85,000
Saugar	21,44,454	4,78,738	6,86,306	1,59,089	11,83,335	2,70,554	1,83,454	3,31,805	2,94,334	1,50,288
S.N.D.T. Women's	47,33,392	15,26,231	9,44,173	2,45,305	11,40,066	4,08,712	1,10,294	7,64,148	1,12,050	13,638
Sri Venkateswara	10,53,015	3,95,435	58,733	27,415	1,47,205	1,71,742	32,009	2,16,394	9,426	53,514
Udaipur	55,70,721	20,29,847	7,52,096	87,616	16,51,663	2,82,102	61,273	6,15,869	2,25,306	40,700
U.P. Agricultural	19,62,254	17,21,647	3,21,483	24,705	3,44,533	1,98,074	45,892	81,980	48,398	84,390
Utkal	5,73,736	2,57,512	1,37,019	80,937	2,24,485	2,05,845	10,253	1,23,697
Varanaseya Sanskrit	77,64,428	32,01,456	10,86,647	1,80,962	28,21,935	6,50,209	2,56,149	10,61,472	2,14,108	1,20,213
Vishwavidyalaya	4,90,327	3,06,115	39,213	14,086	..	1,62,408	11,979	23,418
Vikram	55,16,065	22,29,029	7,25,024	3,72,838	8,01,451	4,44,012	99,049	12,85,185	52,472	43,967
Viya Bharati	17,23,222	15,25,939	92,564	82,940	2,04,951	1,48,221	27,069	47,088	59,678	1,19,613
Total	38,29,70,753	13,68,85,412	5,36,09,168	1,05,02,145	12,28,29,777	3,04,45,322	72,01,501	4,02,19,340	1,67,61,142	1,01,32,479

* Included in col. 2

TABLE XX—*Expenditure on Universities and their Colleges*—contd.

1	2	3	4	5	6	7	8	9	10	11
<i>Institutions deemed to be Universities—</i>										
Birla Institute of Technology & Science	10,10,594	3,00,000	1,63,215	3,000	5,15,493	57,788	41,403	83,030	54,255	50,486
Gujarat Vidyapeeth	35,597	2,05,764	..	26,351	97,060	1,01,585	..	2,893	1,380	1,361
Gurukul Kangri Vishwavidyalaya	89,009	66,078	15,972	1,620	11,093	23,561	1,435	4,991	8,524	1,807
Indian Agricultural Research Institute	5,89,600
Indian Institute of Science	30,24,963	8,01,465	9,07,276	45,000	20,30,448	1,60,000	1,05,789
Indian School of International Studies	1,63,717	1,22,118	..	10,082	1,41,450	2,06,923	..	1,294
Jamia Millia Islamia	3,76,152	2,51,626	..	1,076	39,082	60,106	3,11,321	16,965	..	43,564
Kashi Vidyapeeth	2,95,871	1,68,943	1,240	2,059	1,18,196	42,765	..	43,768	2,993	45,869
Tata Institute of Social Sciences	2,04,588	1,36,161	34,305	26,500
Total	52,00,491	20,52,153	10,87,703	89,188	35,76,727	6,70,278	3,54,159	1,52,941	67,152	2,48,876
GRAND TOTAL	38,81,71,244	13,89,37,565	5,46,96,871	1,05,91,334	12,64,06,504	3,11,24,550	75,55,060	4,03,72,281	1,68,28,294	1,03,81,355

TABLE—XX Expenditure on Universities and their Colleges—contd.

University	Recurring		Non-Recurring				Grand Total	
	Other Items	Total	Library	Buildings	Equipment	Others Items		Total
I	12	13	14	15	16	17	18	19
Agra	62,55,850	3,80,33,871	9,07,711	35,71,818	23,34,147	11,08,297	79,21,973	4,59,55,844
Aligarh Muslim	29,93,385	1,23,07,823	1,60,156	15,15,678	9,56,454	1,20,118	27,52,406	1,50,60,229
Allahabad	15,77,737	90,85,440	8,68,504	26,48,761	11,86,129	12,99,054	60,02,448	1,50,87,888
Andhra	25,05,819	2,60,62,200	2,25,854	21,02,469	10,77,903	18,16,732	52,22,958	3,12,85,158
Andhra Pradesh								
Agricultural	15,86,339	57,40,466	26,163	17,35,490	5,77,070	2,45,309	25,84,032	83,24,498
Annamalai	8,01,909	49,49,578	1,08,336	19,67,378	4,24,698	4,59,274	29,59,686	79,09,264
Banaras Hindu	85,65,345	2,69,52,475	1,85,518	50,85,276	16,96,840	3,003	69,70,637	3,39,23,112
Bangalore	6,86,213	98,88,811	1,70,980	10,92,461	6,08,087	1,23,747	19,95,275	1,18,84,086
Baroda	27,97,324	1,26,40,884	1,90,783	23,80,766	6,45,894	..	32,17,443	1,58,58,327
Bhagalpur	42,43,796	1,33,04,062	2,04,850	18,16,721	8,52,650	11,93,922	40,68,143	1,73,72,205
Bihar	20,92,267	1,57,87,066	1,81,487	10,77,201	4,66,352	9,44,845	26,69,885	1,84,56,951
Bombay	62,42,432	3,67,64,178	6,05,299	5,26,427	24,40,712	16,54,297	52,26,735	4,19,90,913
Burdwan	12,88,365	1,15,24,317	5,30,388	44,61,246	14,44,597	6,14,118	70,50,349	1,85,74,666
Calcutta	81,95,865	6,71,32,601	7,32,942	39,85,354	20,41,922	20,15,127	87,75,345	7,59,07,946
Delhi	54,82,617	3,65,29,772	5,94,937	17,11,892	9,90,110	3,86,301	36,83,240	4,02,13,012
Gauhati	38,39,393	2,72,92,024	3,88,083	29,59,045	9,46,202	11,63,138	54,56,468	3,27,49,092
Gorakhpur	16,16,978	95,13,105	2,87,306	14,98,849	6,34,562	9,07,996	33,28,713	1,28,41,818
Gujarat	54,53,460	3,77,49,046	4,03,853	26,93,247	17,47,581	21,39,544	69,84,225	4,47,33,271
Indira Kala Sangrahalaya Vishwavidyalaya	27,068	1,20,416	1,109	..	363	..	1,472	1,21,888
Indore	9,04,065	56,03,505	75,758	5,36,426	1,08,324	10,111	7,30,619	68,34,124
Jabalpur	10,83,840	79,38,251	48,643	9,75,676	1,15,690	79,909	12,19,918	91,58,169
Jadavpur	8,38,657	74,24,458	2,19,490	7,31,435	4,00,347	1,08,933	14,60,205	88,84,663
Jammu and Kashmir	15,16,605	99,64,697	1,96,026	16,06,572	8,89,010	9,55,127	36,46,735	1,36,11,432
Jawaharlal Nehru Krishi Vishwa Vidyalaya	11,79,201	37,32,467	15,326	6,79,470	74,144	1,03,597	8,72,537	46,05,004

TABLE XX—Expenditure on Universities and their Colleges—contd.

	12	13	14	15	16	17	18	19
Jiwaji . . .	11,04,937	70,21,513	1,54,134	12,03,019	2,08,873	1,40,448	17,06,474	87,27,987
Jodhpur . . .	5,17,923	53,90,484	..	86,584	3,63,453	964	4,51,001	58,41,485
Kalyani . . .	6,12,757	27,22,358	1,40,898	12,43,049	3,16,996	14,789	17,15,732	44,38,090
Karnatak . . .	31,68,462	1,74,80,822	4,75,170	39,58,343	16,11,417	2,27,330	62,72,260	2,37,53,082
Kerala . . .	86,41,831	4,88,36,793	8,25,224	1,78,19,122	54,64,653	21,49,512	2,62,58,511	7,50,95,304
Kuruksehtra . . .	3,91,032	30,96,847	1,07,842	15,17,673	68,231	2,23,297	19,17,043	50,13,890
Lucknow . . .	23,18,635	1,05,25,598	30,465	11,50,330	13,30,078	1,61,010	26,71,883	1,31,97,481
Madras . . .	71,37,078	6,97,61,016	15,81,031	1,87,94,030	41,00,064	12,36,236	2,57,11,361	9,54,72,377
Magadh . . .	10,40,635	88,97,718	1,73,841	5,84,060	4,28,628	1,15,969	13,02,498	1,02,00,216
Marathwada . . .	12,59,113	1,04,37,070	2,52,420	13,85,266	5,45,312	2,96,916	24,79,914	1,29,16,984
Mysore . . .	73,05,809	2,29,07,201	4,70,439	75,14,571	28,64,335	2,68,308	1,11,17,653	3,40,24,854
Nagpur . . .	40,21,612	2,62,32,567	5,95,685	19,36,654	17,77,266	93,262	44,02,867	3,06,35,434
North Bengal . . .	6,48,149	44,79,127	1,95,703	15,25,306	7,84,172	2,44,350	27,49,531	72,28,658
Orissa Agriculture and Technology . . .	1,48,080	68,10,112	3,83,857	..	1,30,628	63,624	5,78,107	73,88,219
Osmania . . .	21,31,505	2,35,88,345	7,48,817	45,65,709	14,75,060	2,89,362	70,78,948	3,06,67,293
Panjab . . .	67,52,757	4,77,01,864	9,75,711	58,38,552	5,14,663	12,58,928	85,87,854	5,62,89,708
Patna . . .	24,53,349	1,15,55,965	1,35,372	19,52,572	3,90,781	5,88,922	30,67,647	1,46,23,612
Poona . . .	38,50,435	2,79,58,247	2,72,123	13,47,914	7,77,556	6,91,543	30,89,136	3,10,47,383
Punjab Agricultural Punjabi . . .	44,82,000	1,17,57,241	2,59,067	1,02,39,734	2,79,101	1,59,988	1,09,37,890	2,26,95,131
Rabindra Bharati . . .	4,82,699	50,55,660	1,68,629	17,71,792	3,22,651	11,635	22,74,707	73,30,367
Rajasthan . . .	90,773	6,52,377	16,141	1,07,400	30,497	13,242	1,67,280	8,19,657
Ranchi . . .	32,81,585	2,36,85,006	5,61,267	62,02,028	25,45,345	6,79,875	99,88,505	3,36,73,511
Ravi Shanker . . .	26,47,161	1,89,55,899	2,64,784	23,17,283	10,97,723	6,99,801	43,79,591	2,33,35,490
Roorkee . . .	7,44,664	65,73,112	1,65,374	2,80,831	8,77,324	2,31,660	15,55,189	81,28,301
Shivaji . . .	33,39,565	1,26,29,498	1,74,175	11,50,530	15,94,075	..	29,18,780	1,55,48,278
S.V. Vidyapeeth . . .	15,02,881	1,28,29,475	3,82,665	17,71,576	7,31,799	88,928	29,74,968	1,58,04,443
Saugar . . .	10,35,577	69,17,954	2,62,976	19,49,370	4,93,927	57,207	27,53,480	96,71,434
S.N.D.T. Women's . . .	10,00,867	1,09,98,876	2,07,930	15,13,432	8,69,517	1,93,520	27,84,399	1,37,83,275
Sri Venkateswara . . .	10,83,426	32,48,314	37,822	8,15,181	2,22,885	55,958	11,31,846	43,80,160
Udaipur . . .	15,56,765	1,28,76,958	2,25,513	28,75,723	8,55,285	5,31,217	44,87,738	1,73,64,696
U.P. Agricultural . . .	8,38,067	56,69,413	98,105	4,48,887	3,24,299	96,052	9,67,343	66,36,756
Utkal . . .	8,06,297	24,23,781	2,06,086	7,73,219	..	3,90,864	13,70,169	37,93,950
	27,59,590	2,01,23,169	4,13,832	41,24,,992	31,03,672	24,08,747	1,00,51,243	3,01,74,412

Varanaseya Sanskrit Vishwavidyalaya	4,45,772	14,93,298	2,30,934	8,91,988	..	39,168	11,62,090	26,55,388
Vikram	21,81,735	1,37,50,827	4,77,025	65,61,683	9,16,830	6,94,187	86,49,725	2,24,00,552
Visva Bharati	20,77,940	61,09,225	1,53,793	11,72,299	3,05,404	3,50,069	19,81,565	80,90,790
Total	15,56,38,793	96,71,95,833	1,91,44,342	16,47,50,360	6,03,82,286	3,22,19,387	27,64,96,375	1,24,36,92,208
<i>Institutions deemed to be Universities—</i>								
Birla Institute of Technology & Science	3,43,454	26,22,718	12,482	8,715	2,12,405	16,695	2,50,297	28,73,015
Gujarat Vidyapeeth	1,25,272	5,97,243	11,965	..	23,473	18,526	53,964	6,51,207
Gurukul Kangri Vishwavidyalaya	60,781	2,84,851	13,597	1,27,866	1,740	8,513	1,51,716	4,36,567
Indian Agricultural Research Institute	1,26,40,227	1,32,29,827	1,32,29,827
Indian Institute of Science	5,25,858	76,00,799	97,500	7,50,145	8,47,645	84,48,44
Indian School of International Studies	2,93,426	9,39,008	..	59,490	15,143	35,658	1,10,291	10,49,299
Jamia Millia Islamia	4,43,634	15,43,526	28,309	13,844	33,765	..	75,918	16,19,444
Kashi Vidyapeeth	1,11,518	8,33,222	50,808	1,65,202	47,390	23,961	2,87,361	11,20,583
Tata Institute of Social Sciences	1,39,723	5,41,277	2,730	2,730	5,44,007
Total	1,46,83,853	2,81,92,471	2,14,661	3,75,117	3,33,916	8,56,228	17,79,922	2,99,72,393
GRAND TOTAL	17,03,22,646	99,53,88,304	1,93,59,003	16,51,25,477	6,07,16,202	3,30,75,615	27,82,76,297	1,27,36,64,601

TABLE XXI--*Statistics of Libraries of Universities and Colleges*

University	Number of Volumes at the end of the year				
	University Libraries				Total
	Books	Periodicals	Manuscripts	Other Volumes	
1	2	3	4	5	6
Agra	48,594	24,430	3,034	..	76,058
Aligarh Muslim	2,53,120	1,336	19,180	1,051	2,74,687
Allahabad	2,45,175	816	101	100	2,46,192
Andhra	1,27,663	1,009	1,500	..	1,30,172
Andhra Pradesh Agricultural
Annamalai	1,46,379	21,738	149	..	1,68,266
Banaras Hindu	2,91,180	59,285	4,572	12,917	3,67,954
Bangalore	84,394	117	..	487	84,998
Baroda	2,04,990	21,286	247	10,331	2,36,854
Bhagalpur	18,354	750	19,104
Bihar	32,066	61	32,127
Bombay	2,77,575	7,185	7,181	242	2,92,183
Burdwan	32,450	6,027	2,126	..	40,603
Calcutta	3,28,956	95,355	159	4	4,24,474
Delhi	1,96,409	..	175	4,338	2,00,922
Gauhati	57,163	2,156	2,480	4,376	66,175
Gorakhpur	65,311	3,103	..	1,161	69,575
Gujarat	96,500	13,665	1,10,165
Indira Kala Sangeet Vishwavidyalaya	1,539	30	41	104	1,714
Indore
Jabalpur	32,392	118	32,510
Jadavpur	1,19,629	17,138	..	13,917	1,50,684
Jammu & Kashmir	51,223	1,055	450	1,949	54,677
Jawaharlal Nehru Krishi Vishwa Vidyalya
Jiwaji
Jodhpur	78,502	1,875	26	80,403	1,60,806
Kalyani	35,780	729	..	487	36,996
Karnatak	87,633	934	206	1,668	90,441
Kerala	1,56,009	9,072	..	8,981	1,74,062
Kurukshetra	47,021	..	1,346	..	48,367
Lucknow	2,17,218	..	2,182	..	2,19,400
Madras	2,70,053	67	2,246	2,72,366
Magadh	26,231	500	1,382	..	28,113
Marathwada	84,243	570	6	..	84,819
Mysore	1,81,026	393	1,82,019
Nagpur	1,31,197	17,929	6,018	7,824	1,62,968
North Bengal	12,581	200	12,781
Orissa Agriculture and Technology
Osmania	1,17,833	5,492	6,464	181	1,29,970
Panjab	1,76,780	27,638	1,163	8,265	2,13,846
Patna	1,40,301	367	3,834	..	1,44,502
Poona	1,06,897	..	2,475	9,171	1,18,543
Punjab Agricultural	32,080	6,809	400	2	39,291
Punjabi	26,690	406	27,096
Rabindra Bharati	21,954	61	22,015
Rajasthan	98,778	5,394	27	1,128	1,05,327
Ranchi	27,243	4,243	102	1,192	32,778
Ravi Shanker
Roorkee	68,888	2,070	..	2,978	73,936
Shivaji	25,394	161	2,500	..	28,055
S. V. Vidyapeeth	45,958	555	46,513

TABLE XXI—Statistics of Libraries of Universities and Colleges—contd.

1	2	3	4	5	6
Saugar	1,00,873	1,00,873
S.N.D.T. Women's	59,424	520	..	167	60,111
Sri Venkateswara	55,532	2,459	57,991
Udaipur	1,000	55	1,055
U.P. Agricultural	16,167	2,420	18,587
Utkal	59,204	4,649	1,666	1,258	66,777
Varanaseya Sanskrit Vishwavidyalaya	78,251	6,228	96,593	3,393	1,84,465
Vikram	30,868	976	..	3,117	34,961
Visva Bharati	1,33,210	41,790	..	3,113	1,78,113
Total	51,92,428	6,91,206	1,67,52	1,86,551	62,38,037
<i>Institutions Deemed to be Universities—</i>					
Birla Institute of Technology & Science	74,028	360	30	..	74,418
Gujarat Vidyapeeth	76,891	285	77,176
Gurukul Kangri Vishwa- vidyalaya	59,861	78	59,939
Indian Agricultural Re- search Institute	17	23	18	..	58
Indian Institute of Sci- ences	36,991	43,842	..	20,224	1,01,057
Indian School of Inter- national Studies	41,389	445	41,834
Jamia Millia Islamia	23,528	90	1,000	..	24,618
Kashi Vidyapeeth	67,659	146	1,650	114	69,569
Tata Institute of Social Sciences	17,904	17,904
Total @	3,98,268	45,269	2,693	20,338	4,66,573
GRAND TOTAL @	55,90,696	7,36,475	1,70,550	2,06,889	67,04,610

@ Excludes Universities for which date is not available.

TABLE XXI—Statistics of Libraries of Universities and Colleges—contd.

University	Number of Volumes at the end of the year				
	Libraries of Constituent and Affiliated Colleges				
	Books	Periodicals	Manuscripts	Other Volumes	Total
1	7	8	9	10	11
Agra	11,02,319	99,938	1,594	46,481	12,50,332
Aligarh Muslim
Allahabad	82,689	6,495	..	3,231	92,415
Andhra	4,66,889	29,965	310	17,073	5,14,237
Andhra Pradesh Agricul- tural	40,639	7,218	..	471	48,328
Annama'lai
Banaras Hindu	24,047	1,249	5	1,255	26,556
Bangalore	2,31,683	3,839	40	3,040	2,38,602
Baroda	84,865	4,097	29,510	398	1,18,870
Bhagalpur	2,11,821	7,706	5	13,601	2,33,133
Bihar	2,71,840	20,174	15	9,227	3,01,256
Bombay	8,39,585	74,499	156	22,478	9,36,718
Burdwan	2,56,476	22,344	710	12,932	2,92,462
Calcutta	1,16,50,517	1,44,630	19,425	62,350	1,18,76,922
Delhi	6,13,554	20,991	1,036	34,031	6,69,612
Gauhati	3,37,141	67,518	124	24,487	4,29,270
Gorakhpur	2,14,359	4,775	42	4,723	2,23,899
Gujarat	7,35,157	26,397	784	5,480	7,67,818
Indira Kala Sangeet Vishwavidyalaya
Indore	1,28,618	5,274	205	1,881	1,35,978
Jabalpur	1,69,133	10,918	358	4,496	1,84,905
Jadavpur	551	551
Jammu and Kashmir	70,265	8,115	41	4,511	82,932
Jawaharlal Nehru Krishi Vishwavidyalaya	41,070	5,667	445	7,311	54,493
Jiwaji	1,54,185	2,172	102	302	1,56,761
Jodhpur	2,329	45	2,374
Kalyani
Karnatak	3,15,094	11,052	..	1,608	3,27,754
Kerala	9,62,617	50,316	1,583	22,858	10,37,374
Kurukshetra	8,654	31	8,685
Lucknow	1,45,867	14,416	2,268	793	1,63,344
Madras	14,39,050	87,520	740	72,511	15,99,821
Magadh	1,70,295	16,041	15	8,902	1,95,253
Marathwada	1,35,416	4,467	..	1,941	1,41,824
Mysore	4,84,810	13,857	5	7,036	5,05,708
Nagpur	4,30,881	34,345	182	21,896	4,87,304
North Bengal	1,04,683	6,211	15	2,947	1,13,856
Orissa Agriculture and Technology	17,470	3,833	..	14,554	35,857
Osmania	3,65,803	31,090	241	11,502	4,08,636
Panjab	12,12,039	54,107	9,620	30,888	13,06,654
Patna	1,50,330	12,812	12	1,365	1,64,519
Poona	5,34,461	45,555	4,654	19,864	6,04,534
Punjab Agri.
Punjabi	78,288	1,879	209	526	80,902
Rabindra Bharati
Rajasthan	7,20,068	33,093	404	12,580	7,66,145
Ranchi	2,06,750	34,639	55	11,089	2,52,533
Ravi Shanker	1,46,870	4,613	350	1,545	1,53,378
Roorkee
Shivaji	3,97,418	25,380	6,160	6,819	4,35,777
S.V. Vidyapeeth	82,006	7,617	205	8,907	98,735

TABLE XXI—Statistics of Libraries of Universities and Colleges—contd.

1	7	8	9	10	11
Saugar	2,17,743	7,627	70	3,390	2,28,830
S.N.D.T. Women's	82,962	873	..	80	63,915
Sri Venkateswara	2,06,982	7,481	1,383	2,875	2,18,721
Udaipur	1,14,542	5,355	913	3,972	1,24,782
U.P. Agricultural
Utkul	3,42,320	37,984	47	6,493	3,86,844
Varanaseya Sanskrit Vishwavidyalaya
Vikram	2,45,649	6,493	23	6,675	2,58,840
Visava Bharati	86,702	1,041	10,169	1,422	99,334
Total	2,71,15,502	11,33,754	94,230	5,64,797	2,89,08,283
<i>Institutions Deemed to be Universities—</i>					
Birla Institute of Tech- nology & Science
Gujarat Vidyapeeth
Gurukul Kangri Vishwa- vidyalaya	5,628	636	6,264
Indian Agricultural Re- search Institute
Indian Institute of Sci- ences
Indian School of Inter- national Studies
Jamia Millia Islamia	16,577	64	79	151	16,801
Kashi Vidyapeeth	3,413	15	..	643	4,071
Tata Institute of Social Sciences
Total	25,548	715	79	794	27,136
GRAND TOTAL	2,71,41,050	11,34,469	94,309	5,65,591	2,99,35,419

TABLE XXI—*Statistics of Libraries of Universities and Colleges—contd.*

University	Number of Volumes at the end of the year				
	All Libraries				
	Books	Periodicals	Manuscripts	Other Volumes	Total
1	12	13	14	15	16
Agra	11,50,913	1,24,368	4,628	46,481	13,26,390
Aligarh Muslim	2,53,120	1,336	19,180	1,051	2,74,687
Allahabad	3,27,864	7,311	101	3,331	3,38,607
Andhra	5,94,552	30,974	1,810	17,073	6,44,409
Andhra Pradesh Agricultural	40,639	7,218	..	471	48,328
Annamalai	1,46,379	21,738	149	..	1,68,266
Banaras Hindu	3,15,227	60,534	4,577	14,172	3,94,510
Bangalore	3,16,077	3,956	40	3,527	3,23,600
Baroda	2,89,855	25,383	29,757	10,729	3,55,724
Bhagalpur	2,30,175	8,456	5	13,601	2,52,237
Bihar	3,03,906	20,235	15	9,227	3,33,383
Bombay	11,17,160	81,684	7,337	22,720	12,28,901
Burdwan	2,88,926	23,371	2,836	12,932	3,33,065
Calcutta	1,19,79,473	2,39,985	19,584	62,354	1,23,01,396
Delhi	8,09,963	20,991	1,211	38,369	8,70,534
Gauhati	3,94,304	69,674	2,604	28,863	4,95,445
Goarakhpur	2,79,670	7,878	42	5,884	2,93,474
Gujarat	8,31,657	40,062	784	5,480	8,77,983
Indira Kala Sangeet Vishwavidyalaya	1,539	30	41	104	1,714
Indore	1,28,618	5,274	205	1,881	1,35,978
Jabalpur	2,01,525	11,036	358	4,496	2,17,415
Jadavpur	1,20,180	17,138	..	13,917	1,51,235
Jammu and Kashmir	1,21,488	9,170	491	6,460	1,37,609
Jawaharlal Nehru Krishi Vishwavidyalaya	41,070	5,667	445	7,311	54,493
Jiwaji	1,54,185	2,172	102	302	1,56,761
Jodhpur	80,831	1,920	26	80,403	1,63,180
Kalyani	35,780	729	..	487	36,996
Karnatak	4,02,727	11,986	206	3,276	4,18,195
Kerala	11,18,626	59,388	1,583	31,839	12,11,436
Kurukshetra	55,675	31	1,346	..	57,052
Lucknow	3,63,085	14,416	4,450	793	3,82,744
Madras	14,39,050	3,57,573	807	74,757	18,72,187
Magadh	1,96,526	16,541	1,397	8,902	2,23,366
Marathwada	2,19,659	5,037	6	1,941	2,26,643
Mysore	6,66,436	14,250	5	7,036	6,87,727
Nagpur	5,62,078	52,274	6,200	29,720	6,50,272
North Bengal	1,17,264	6,411	15	2,947	1,26,637
Orissa Agriculture and Technology	17,470	3,833	..	14,554	35,857
Osmania	4,83,636	36,582	6,705	11,683	5,38,606
Panjab	13,88,819	81,745	10,783	39,153	15,20,500
Patna	2,90,631	13,179	3,846	1,365	3,09,021
Poona	6,41,358	45,555	7,129	29,035	7,23,077
Punjab Agricultural	32,080	6,809	400	2	39,291
Punjabi	1,04,978	2,285	209	526	1,07,998
Rabindra Bharati	21,964	61	22,015
Rajasthan	8,18,846	38,487	431	13,708	8,71,472
Ranchi	2,33,993	38,880	157	12,281	2,85,311
Ravi Shanker	1,46,870	4,613	350	1,545	1,53,378
Roorkee	68,888	2,070	..	2,978	73,936
Shivaji	4,22,812	25,541	8,660	6,819	4,63,832
S.V. Vidyapeeth	1,27,964	8,172	205	8,907	1,45,248

TABLE XXI—Statistics of Libraries of Universities and Collages—contd.

1	12	13	14	15	16
Saugar	3,18,616	7,627	70	3,390	3,29,703
S.N.D.T. Women's	1,22,386	1,393	..	247	1,24,026
Sri Venkateswara	2,62,514	9,940	1,383	2,875	2,76,712
Udaipur Agriculture	1,15,542	5,410	913	3,972	1,25,837
U. P. Agriculture	16,167	2,420	18,587
Utkal	4,01,524	42,633	1,713	7,751	4,53,621
Varanaseya Sanskrit Vishwavidyalaya	78,251	6,228	96,593	3,393	1,84,465
Vikram	2,76,517	7,469	23	792	2,93,801
Visava Bharati	2,19,912	42,831	10,169	4,535	2,77,447
Total	3,23,07,930	18,24,960	2,62,082	7,51,348	3,51,46,320
<i>Institutions Deemed to be Universities—</i>					
Birla Institute of Techno- logy & Science	74,028	360	30	..	74,418
Gujarat Vidyapeeth	76,891	285	77,176
Gurukul Kangri Vishwa- vidyalaya	65,489	714	66,203
Indian Agricultural Research Institute	17	23	18	..	58
Indian Institute of Sci- ence	36,991	43,842	..	20,224	1,01,057
Indian School of Inter- national Studies	41,389	445	41,834
Jamia Mjllia Islamia	40,035	154	1,079	151	41,419
Kashi Vidyapeeth	71,072	161	1,650	757	73,640
Tata Institute of Social Sciences	17,904	17,904
Total	4,23,816	45,984	2,777	21,132	4,93,709
GRAND TOTAL	3,27,31,746	18,70,944	2,64,859	7,72,480	3,56,40,029

TABLE XXI—Statistics of Libraries of Universities and Colleges—contd.

University	Number of Volumes added during the year				
	University Libraries				Total
	Books	Periodicals	Manuscripts	Other Volumes	
1	17	18	19	20	21
Agra	2,292	448	80	..	2,820
Aligarh Muslim	45,029	277	10,153	..	55,459
Allahabad	12,060	44	12,104
Andhra	9,308	85	9,393
Andhra Pradesh Agricultural
Annamalai	6,404	1,242	7,646
Banaras Hindu	18,859	161	..	1,500	20,520
Bangalore	4,988	4,988
Baroda	19,001	1,128	34	1,494	21,657
Bhagalpur	6,257	120	6,377
Bihar	5,077	5	5,082
Bombay	12,969	395	4	1	13,369
Burdwan	4,775	5,383	10,158
Calcutta	7,801	1,221	9,022
Delhi	15,472	..	65	504	16,041
Gauhati	2,771	112	125	190	3,198
Gorakhpur	5,097	433	..	346	5,876
Gujarat	9,513	1,617	11,130
Indira Kala Sangheet Vishwavidyalaya	205	..	1	30	236
Indore
Jabalpur	4,064	11	4,075
Jadavpur	3,933	1,020	..	573	5,526
Jammu and Kashmir	6,014	495	182	1,110	7,801
Jawaharlal Nehru Krishi Vishwavidyalaya
Jiwaji
Jodhpur	5,630	204	6	5,840	11,680
Kalyani	4,164	200	..	40	4,404
Karnatak	9,968	..	93	1,668	11,729
Kerala	21,524	1,558	..	296	23,378
Kurukshetra	7,746	..	390	..	8,136
Lucknow	4,933	..	60	..	4,993
Madras	9,041	67	2,246	11,354
Magadh	5,331	5,331
Marathwada	6,817	180	6,997
Mysore	4,792	4,792
Nagpur	37,912	735	260	..	38,907
North Bengal	7,017	168	7,185
Orissa Agriculture and Technology
Osmania	5,479	196	5,675
Panjab	14,283	3,417	278	834	18,812
Patna	22,218	361	282	..	22,861
Poona	7,439	..	270	331	8,040
Punjab Agricultural	12,662	2,349	87	2	15,100
Punjabi	10,287	101	10,388
Rabindra Bharati	2,234	47	2,281
Rajasthan	7,816	1,206	9,022
Ranchi	8,068	715	..	385	2,168
Ravi Shanker
Roorkee	6,007	1,069	7,076
Shivaji	15,403	160	172	..	15,735
S.V. Vidyapeeth	5,315	46	5,361

TABLE XXI—Statistics of Libraries of Universities and Colleges—contd.

1	17	18	19	20	21
Saugar	6,883	6,883
S.N.D.T. Women's	9,102	272	9,374
Sri Venkateswara	3,954	3,954
Udaipur	1,000	55	1,055
U.P. Agricultural	4,400	889	5,289
Utkal	5,844	159	312	..	6,315
Varanaseya Sanskrit Vishwavidyalaya	4,022	203	4,549	1,104	9,878
Vikram	6,241	370	6,611
Visva Bharati	7,453	4,482	..	194	12,129
Total	4,83,833	42,380	17,470	18,688	5,62,371
<i>Institutions Deemed to be Universities—</i>					
Birla Institute of Tech- nology	2,130	37	2,167
Gujarat Vidyapeeth	3,204	11	3,215
Gurukul Kangri Vishwa- vidyalaya	4,273	4,273
Indian Agricultural Re- search Institute	1	19	1	..	21
Indian Institute of Science	3,075	972	..	1,585	5,632
Indian School of Inter- national Studies	4,329	445	4,774
Jamia Millia Islamia	940	29	969
Kashi Vidyapeeth	4,044	102	..	114	4,260
Tata Institute of Social Sciences
Total	21,996	1,615	1	1,699	25,311
GRAND TOTAL	5,05,829	43,995	17,471	20,387	5,87,682

TABLE XXI—Statistics of Libraries of Universities and Colleges—contd.

University	Number of volumes added during the year				
	Libraries of Constituent & Affiliated Colleges				
	Books	Periodicals	Manuscripts	Other Volumes	Total
1	22	23	24	25	26
Agra	1,48,967	83,661	15,269	7,955	2,55,852
Aligarh Muslim
Allahabad	4,757	476	..	822	6,055
Andhra	27,641	2,139	102	1,490	31,372
Andhra Pradesh Agricultural	1,864	238	..	70	2,172
Annamalai
Banaras Hindu	1,568	282	1	..	1,851
Bangalore	19,229	998	40	145	20,412
Baroda	5,650	661	1,264	..	7,575
Bhagalpur	28,620	2,270	4	438	31,332
Bihar	24,772	3,472	..	1,517	29,761
Bombay	98,964	8,864	15	4,256	1,12,099
Burdwan	23,074	2,348	239	8,859	34,520
Calcutta	1,39,247	15,138	954	6,001	1,61,340
Delhi	96,601	2,335	61	8,409	1,07,406
Gauhati	57,909	14,415	9	3,502	75,835
Gorakhpur	41,049	1,682	..	1,270	44,001
Gujarat	1,08,382	2,693	111	3,289	1,14,475
Indira Kala Sangeet Vishwavidyalaya
Indore	19,613	479	17	179	20,288
Jabalpur	14,184	1,008	16	183	15,391
Jadavpur	276	276
Jammu and Kashmir	19,383	444	..	165	19,992
Jawaharlal Nehru Krishi Vishwavidyalaya	2,487	229	7	548	3,271
Jiwaji	13,508	219	..	32	13,759
Jodhpur	782	23	805
Kalayani
Karnatak	44,624	1,147	..	339	46,110
Kerala	1,25,458	6,739	..	2,631	1,34,828
Kurukshetra	1,275	3	1,278
Lucknow	1,299	655	301	..	2,255
Madras	1,05,974	7,876	168	3,797	1,17,815
Magadh	21,290	1,432	..	398	23,120
Marathwada	27,105	787	..	140	28,032
Mysore	34,254	2,890	..	2,216	39,360
Nagpur	66,809	3,662	93	1,085	71,649
North Bengal	10,978	1,513	2	82	12,575
Orissa Agriculture and Technology	934	3,500	..	55	4,489
Osmania	34,694	3,799	10	4,524	43,027
Panjab	1,17,168	5,293	55	4,813	1,27,329
Patna	4,405	5,086	..	79	9,570
Poona	62,994	1,800	16	2,415	67,225
Punjab Agricultural
Punjabi	6,843	109	..	15	6,967
Rabindra Bharati
Rajasthan	73,105	2,780	79	3,021	79,885
Ranchi	32,860	2,676	55	2,873	38,464
Ravi Shanker	22,347	1,488	263	106	24,204
Roorkee
Shivaji	42,061	5,411	90	753	48,315
S.V. Vidyapeeth	12,777	540	2	452	13,771

TABLE XXI—Statistics of Libraries of Universities and Colleges—contd.

1	22	23	24	25	26
Saugar	37,745	1,169	20	271	39,205
S.N.D.T. Women's	6,200	150	6,350
Sri Venkateswara	13,186	2,296	..	94	15,576
Udaipur	8,303	659	11	190	9,163
U.P. Agricultural
Utkal	42,425	10,307	..	641	53,373
Varanaseya Sanskrit Vishwavidyalaya
Vikram	59,182	1,591	14	4,742	65,529
Visava Bharati	15,514	5,109	53	311	20,987
Total	19,30,336	2,24,541	19,341	86,073	22,60,291
<i>Institutions Deemed to be Universities—</i>					
Birla Institute of Tech- nology & Science
Gujarat Vidyapeeth
Gurukul Kangri Vishwa- vidyalaya	267	586	853
Indian Agricultural Research Institute
Indian Institute of Science
Indian School of Inter- national Studies
Jamia Millia Islamia	1,147	13	79	151	1,390
Kashi Vidyapeeth	1,367	45	1,412
Tata Institute of Social Sciences
Total	2,781	599	79	196	3,655
GRAND TOTAL	19,33,117	2,25,140	19,420	86,269	22,63,946

TABLE XXI—*Statistics of Libraries of Universities and Colleges—contd.*

University	Number of Volumes added during the year				
	All Libraries				
	Books	Periodicals	Manuscripts	Other Volumes	Total
1	27	28	29	30	31
Agra	1,51,259	84,109	15,349	7,955	2,58,672
Aligarh Muslim	45,029	277	10,153	..	55,459
Allahabad	16,817	520	..	822	18,159
Andhra	36,949	2,224	102	1,490	40,765
Andhra Pradesh Agricultural	1,864	238	..	70	2,172
Annamalai	6,404	1,242	7,646
Banaras Hindu	20,427	443	1	1,500	22,371
Bangalore	24,217	998	40	145	25,400
Baroda	24,651	1,789	1,298	1,494	29,232
Bhagalpur	34,877	2,390	4	438	37,709
Bihar	29,849	3,477	..	1,517	34,843
Bombay	1,11,933	9,259	19	4,257	1,25,468
Burdwan	27,849	7,731	239	8,859	44,678
Calcutta	1,47,048	16,359	954	6,001	1,70,362
Delhi	1,12,073	2,335	126	8,913	1,23,447
Gauhati	60,680	14,527	134	3,692	79,033
Gorakhpur	46,146	2,115	..	1,616	49,877
Gujarat	1,17,895	4,310	111	3,289	1,25,605
Indira Kala Sangeet Vishwavidyalaya	205	..	1	30	236
Indore	19,613	479	17	179	20,288
Jabalpur	18,248	1,019	16	183	19,466
Jadavpur	4,209	1,020	..	573	5,802
Jammu and Kashmir	25,397	939	182	1,275	27,793
Jawaharlal Nehru Krishi Vishwavidyalaya	2,487	229	7	548	3,271
Jiwaji	13,508	219	..	15	13,759
Jodhpur	6,412	227	6	5,840	12,485
Kalyani	4,164	200	..	40	4,404
Karnatak	54,592	1,147	93	2,007	57,839
Kerala	1,46,982	8,297	..	2,927	1,58,206
Kurukshetra	9,021	3	390	..	9,414
Lucknow	6,232	655	361	..	7,248
Madras	1,05,974	16,917	235	6,043	1,29,169
Magadh	26,621	1,432	..	398	28,451
Marathwada	33,922	967	..	140	35,029
Mysore	39,046	2,890	..	2,216	44,152
Nagpur	1,04,721	4,397	353	1,085	1,10,556
North Bengal	17,995	1,681	2	82	19,760
Orissa Agriculture and Technology	934	3,500	..	55	4,489
Osmania	40,173	3,995	10	4,524	48,702
Panjab	1,31,451	8,710	333	5,647	1,46,141
Patna	26,623	5,447	282	79	32,431
Poona	70,433	1,800	286	2,746	75,265
Punjab Agricultural	12,662	2,349	87	2	15,100
Punjabi	17,130	210	..	15	17,355
Rabindra Bharati	2,234	47	2,281
Rajasthan	80,921	3,986	79	3,921	88,907
Ranchi	40,928	3,391	55	3,258	47,632
Ravi Shanker	22,347	1,488	263	106	24,204
Roorkee	6,007	1,069	7,076
Shivaji	57,464	5,571	262	753	64,050
S.V. Vidyapeeth	18,092	586	2	452	19,132

TABLE XXI—Statistics of Libraries of Universities and Colleges—contd.

	1	27	28	29	30	31
Sangar		44,628	1,169	20	271	46,088
S.N.D.T. Women's		15,302	422	15,724
Sri Venkateswara		17,140	2,296	..	94	19,530
Udaipur		9,303	714	11	190	10,218
U.P. Agricultural		4,400	889	5,289
Utkal		48,269	10,466	312	641	59,688
Varanaseya Sanskrit Vi- shwavidyalaya		4,022	203	4,549	1,104	9,878
Vikram		65,423	1,961	14	4,742	72,140
Visva Bharati		22,967	9,591	53	505	33,116
Total		24,14,169	2,66,921	36,811	1,04,761	28,22,662
<i>Institutions Deemed to be Universities—</i>						
Birla Institute of Tech- nology & Science		2,130	37	2,167
Gujarat Vidyapeeth		3,204	11	3,215
Gurukul Kangri Vishwa- vidyalaya		4,540	586	5,126
Indian Agricultural Research Institute		1	19	1	..	21
Indian Institute of Science		3,075	972	..	1,585	5,632
Indian School of Inter- national Studies		4,329	445	4,774
Jamia Millia Islamia		2,087	42	79	151	2,359
Kashi Vidyapeeth		5,411	102	..	159	5,672
Tata Institute of Social Sciences
Total		24,777	2,214	80	1,895	28,966
GRAND TOTAL		24,38,946	2,69,135	36,891	1,06,656	28,51,628

TABLE XXI—Statistics of Libraries of Universities and Colleges—contd.

University	Number of Volumes issued during the year		
	University Library	Libraries of the Constituent and Affiliated Colleges	Total
1	32	33	34
Agra	44,347	12,99,535	13,43,882
Aligarh Muslim	58,480	..	58,480
Allahabad	1,43,578	1,26,733	2,70,311
Andhra	1,50,000	3,94,405	5,44,405
Andhra Pradesh Agricultural	..	53,247	53,247
Annamalai	62,542	..	62,542
Banaras Hindu	97,910	24,598	1,22,508
Bangalore	91,250	2,72,428	3,63,678
Baroda	3,60,751	93,917	4,54,668
Bhagalpur	10,770	1,01,802	1,12,572
Bihar	19,862	1,93,126	2,12,988
Bombay	1,69,958	12,67,617	14,37,575
Burdwan	40,500	3,30,035	3,70,535
Calcutta	4,75,047	19,75,037	24,50,084
Delhi	2,23,665	13,99,243	16,22,908
Gauhati	51,500	2,39,906	2,91,406
Gorakhpur	39,436	1,88,525	2,27,961
Gujarat	92,672	5,57,158	6,49,830
Indira Kala Sangcet Vishwavidyalaya	14,750	..	14,750
Indore	1,52,974	1,52,974
Jabalpur	14,965	1,32,337	1,47,302
Jadavpur	1,19,625	..	1,19,625
Jammu and Kashmir	2,400	4,47,443	4,49,843
Jawaharlal Nehru Krishi Vishwavidyalaya	..	36,845	36,845
Jiwaji	1,67,255	1,67,255
Jodhpur	98,388	..	98,388
Kalyani	400	..	400
Karnatak	2,36,706	4,57,379	6,94,285
Kerala	2,46,757	12,14,845	14,61,602
Kurukshetra	53,203	11,231	64,434
Lucknow	68,561	1,88,567	2,57,128
Madras	1,18,643	13,06,007	14,24,650
Magadh	1,521	99,438	1,00,959
Marathwada	22,874	2,52,557	2,75,431
Mysore	28,192	5,59,046	5,87,238
Nagpur	94,695	5,01,016	5,95,711
North Bengal	10,367	1,56,072	1,66,439
Orissa Agriculture and Technology	..	1,70,915	1,70,915
Osmania	44,540	3,77,623	4,22,163
Panjab	1,75,000	13,51,944	15,26,944
Patna	72,228	90,304	1,62,532
Poona	2,22,011	7,41,577	9,63,588
Punjab Agricultural	52,054	..	52,054
Punjabi	28,303	89,345	1,17,648
Rabindra Bharati	4,242	..	4,242
Rajasthan	1,05,726	8,30,140	9,35,866
Ranchi	29,523	2,03,739	2,33,262
Ravi Shanker	85,883	85,883
Roorkee	2,978	..	2,978
Shivaji	3,559	9,02,162	9,05,721
S.V. Vidyapeeth	40,417	1,09,876	1,50,293

TABLE XXI—Statistics of Libraries of Universities and Colleges—concl'd.

	1	32	33	34
Saugar		81,000	2,42,133	3,23,133
S.N.D.T. Women's		35,826	16,904	52,730
Sri Venkateswara		42,000	1,64,551	2,06,551
Udaipur	2,04,905	2,04,905
U.P. Agricultural		12,254	..	12,254
Utkal		28,819	3,09,841	4,28,660
Varanaseya Sanskrit Vishwavidyalaya		7,325	..	7,325
Vikram		52,550	3,37,830	3,90,380
Visva Bharati		31,227	20,053	5,280
Total		43,35,897	2,05,46,249	2,48,82,146
<i>Institutions Deemed to be Universities—</i>				
Birla Institute of Technology and Science		65,330	..	65,330
Gujarat Vidyapeeth		51,133	..	51,133
Gurukul Kangri Vishwavidyalaya		39,565	202	39,767
Indian Agricultural Research Institute		15,436	..	15,436
Indian Institute of Science		25,287	..	25,287
Indian School of International Studies		16,945	..	16,945
Jamia Millia Islamia		4,566	20,168	24,734
Kashi Vidyapeeth		36,263	5,451	41,714
Tata Institute of Social Sciences		600	..	600
Total		2,55,125	25,821	2,80,946
GRAND TOTAL		45,91,022	2,05,72,070	2,51,63,092

TABLE XXII—*Hostel Facilities Available in Universities and Colleges—contd.*

University	Number of Hostels							Total
	Managed by							
	Universities		University/Constituent Colleges		Affiliated/Associated Colleges		Total	
	For Boys	For Girls	For Boys	For Girls	For Boys	For Girls		
1	2	3	4	5	6	7	8	
Agra	1	1	94	6	102	
Aligarh Muslim	30	3	33	
Allahabad	5	1	1	..	9	2	18	
Andhra	1	1	33	20	55	
Andhra Pradesh Agricultural	4	1	5	
Annamalai	10	2	12	
Banaras Hindu	17	2	7	9	35	
Bangalore	13	3	4	..	9	3	32	
Baroda	10	3	13	
Bhagalpur	1	..	5	2	38	2	48	
Bihar	8	2	42	2	54	
Bombay	2	..	38	9	49	
Bardwan	3	1	61	11	76	
Calcutta	14	4	N.A.	N.A.	18	
Delhi	2	..	14	9	25	
Gauhati	13	3	1	..	89	17	123	
Goalkpur	1	42	3	46	
Gujarat	1	1	94	20	116	
Indira Kala Sangeet Vishwavidyalaya	1	1	2	
Indore	14	2	2	1	19	
Jabalpur	21	7	28	
Jadavpur	3	1	4	
Jammu & Kashmir	2	23	4	29	
Jawaharlal Nehru Krishi Vishwavidyalaya	19	19	
Jiwaji	16	2	5	1	24	
Jodhpur	20	1	2	1	24	
Kalyani	5	2	7	
Karnatak	1	1	5	1	31	8	47	
Kerala	1	103	63	167	
Kurukshetra	2	1	3	
Lucknow	7	1	8	2	5	6	29	
Madras	3	..	23	19	120	66	231	
Magadh	1	..	10	..	18	1	30	
Marathwada	15	3	18	
Mysore	3	1	2	..	46	12	64	
Nagpur	2	1	2	..	37	5	47	
North Bengal	2	1	15	8	26	
Orissa Agriculture & Technology	4	4	
Osmania	6	1	3	1	7	3	21	
Panjab	5	3	120	49	186	
Patna	4	1	25	5	35	
Poona	2	1	27	10	28	7	75	
Punjab Agricultural	6	6	
Punjabi	9	4	13	
Rudbindra Bharati	*	*	*	*	*	*	*	

*Data is Not Available

TABLE XXII—*Hostel Facilities Available in Universities and Colleges—contd.*

1	2	3	4	5	6	7	8
Rajasthan	2	1	2	1	67	14	87
Ranchi	2	1	7	3	60	5	78
Ravi Shankar	16	2	9	3	30
Roorkee	8	1	9
Shivaji	63	27	90
S.V. Vidyapeeth	1	1	16	1	19
Saugar	2	1	22	3	28
S.N.D.T. Women's	1	..	1	..	3	5
Sri Venkateswara	7	..	20	7	34
Udaipur	11	1	9	3	24
U.P. Agricultural	4	4
Utkal	1	1	7	..	74	15	98
Varanaseya Sanskrit Vishwavidyalaya	4	4
Vikram	1	1	19	4	11	1	37
Visva Bharati	12	4	16
Total	223	47	331	86	1,469	425	2,581

Institutions Deemed to be Universities—

Birla Institute of Tech- nology & Science	11	1	12
Gujarat Vidyapeeth	1	1	2
Gurukul Kangri Vish- wavidyalaya	1	1	2
Indian Agricultural Research Institute	3	1	4
Indian Institute of Science	1	1	2
Indian School of International Studies	1	1
Jamia Millia Islamia	3	1	4
Kashi Vidyapeeth	1	1	2
Tata Institute of Social Sciences	2	1	3
Total	24	7	..	1	32
GRAND TOTAL	247	54	331	87	1,469	425	2,613

TABLE XXII—Hostel Facilities Available in Universities and Colleges—cont

University	Number of Hostels							Total
	Approved by							
	University		University/Constituent Colleges		Affiliated/Associate Colleges			
	For Boys	For Girls	For Boys	For Girls	For Boys	For Girls		
1	9	10	11	12	13	14	15	
Agra	20	4	24
Aligarh Muslim
Allahabad	6	6
Andhra	16	2	18
Andhra Pradesh Agricultural
Annamalai
Banaras Hindu
Bangalore	1	..	1	1	1	4
Baroda
Bhagalpur	12	1	..	13
Bihar	1	1
Bombay	1	18	13	32
Burdwan	21	1	..	22
Calcutta	10	4	N.A.	N.A.	..	14
Delhi	6	3	9
Gauhati	18	7	..	25
Gorakhpur	5	5
Gujarat	68	2	..	70
Indira Kala Sangeet Vishwavidyalaya
Indore	2	1	3	6
Jabalpur	18	3	..	21
Jadavpur
Jammu & Kashmir	2	13	3	..	18
Jawaharlal Nehru Krishi Vishwavidyalaya
Jiwaji	1	1	1	3
Jodhpur
Kalyani
Karnatak	8	4	..	12
Kerala	4	4	108	95	..	211
Kurukshetra
Lucknow
Madras	1	52	9	37	12	..	111
Magadh	2	..	13	15
Marathwada	14	3	..	17
Mysore	66	15	..	81
Nagpur	2	..	2	1	81	31	..	117
North Bengal	3	2	..	5
Orissa Agriculture & Technology
Osmania	10	7	..	17
Panjab	12	5	..	17
Patna
Poona	4	2	1	7
Punjab Agricultural
Punjabi
Rabindra Bharati	*	*	*	*	*	*	*	*

Data is not available.

TABLE XXII—Hostel Facilities available in Universities and Colleges—contd.

	1	9	10	11	12	13	14	15
Rajasthan	1	3	1	5
Ranchi	4	4	6	5	19
Ravi Shankar	1	..	1	..	2
Roorkee
Shivaji	102	6	108
S.V. Vudvapeeth	180	1	181
Saugar	5	..	5
S.N.D.T. Women's	8	8
Sri Venkateswara	1	8	1	10
Udaipur	1	1
U.P. Agricultural
Utkal	1	1	15	3	20
Varanaseya Sanskrit Vishwavidyalaya	1	1
Vikram	1	..	6	..	7
Visva Bharati
Total		28	11	275	37	695	222	1,268
<i>Institutions Deem'd to be Universities</i>								
Birla Institute of Technology & Science	1	1
Gujarat Vidyapeeth
Gurukul Kangri Vish- wavidyalaya
Indian Agricultural Research Institute
Indian Institute of Science
Indian School of International Studies
Jamia Millia Islamia
Kashi Vidyapeeth
Tata Institute of Social Sciences
Total	1	1
GRAND TOTAL		29	11	275	37	695	222	1,269

TABLE XXII—*Hostel Facilities available in Universities and Colleges—contd.*

University	Numer of Hostels								
	Total						GRAND TOTAL		
	University		University/ Constituent Colleges		Affiliated/ Associated Colleges				
	For Boys	For Girls	For Boys	For Girls	For Boys	For Girls	For Boys	For Girls	Total
1	16	17	18	19	20	21	22	23	24
Agra	1	1	114	10	115	11	126
Aligarh Muslim	30	3	30	3	33
Allahabad	11	1	1	..	9	2	21	3	24
Andhra	1	1	49	22	50	23	73
Andhra Pradesh									
Agricultural	4	1	4	1	5
Annamalai	10	2	10	2	12
Banara Hindu	17	2	7	9	24	11	35
Bangalore	14	3	5	..	10	4	29	7	36
Broda	10	3	10	3	13
bhagalpur	1	..	5	2	50	3	58	5	61
Bihar	8	3	42	2	50	5	55
Bombay	2	1	56	22	58	23	81
Burdwan	3	1	82	12	85	13	98
Calcutta	24	8	*	*	24	8	32
Delhi	2	..	20	12	22	12	34
Gauhati	13	3	1	..	107	24	121	27	148
Gorakhpur	1	47	3	48	3	51
Gujarat	1	1	162	22	163	23	186
Indira Kala Sangeet Vishwavidyalaya	1	1	1	1	2
Indore	16	3	5	1	21	4	25
Jabalpur	39	10	39	10	49
Jadavpur	3	1	3	1	4
Jammu & Kashmir	4	38	7	40	7	47
Jawaharlal Nehru Krishi Vishwa- vidyalaya	19	19	..	19
Jiwaji	17	3	6	1	23	4	27
Jodhpur	20	1	2	1	22	2	24
Kalyani	5	2	5	2	7
Karnatak	1	1	5	1	39	12	45	14	59
Kerala	4	5	211	158	215	163	378
Kurukshetra	2	1	2	1	3
Lucknow	7	1	8	2	5	6	20	9	29
Madras	3	1	75	28	157	78	235	107	342
Magadh	1	..	12	..	31	1	44	1	45
Marathwada	29	6	29	6	35
Mysore	3	1	2	..	112	27	117	28	145
Nagpur	4	1	4	1	118	31	126	38	164
North Bengal	2	1	18	10	20	11	31
Orissa Agriculture and Technology	4	4	..	4
Osmania	6	1	3	1	17	10	26	12	38
Panjab	5	3	141	54	146	57	203
Patna	4	1	25	5	29	6	35
Poona	2	1	31	12	29	7	62	20	82
Punjab Agricultural	6	6	..	6

*Data is not available.

TABLE XXII—*Hostel Facilities available in Universities and Colleges—contd.*

	1	16	17	18	19	20	21	22	23	24
Punjabi	9	4	9	4	13
Rabindra Bharati	*	*	*	*	*	*	*	*	*	*
Rajasthan	3	1	2	1	70	15	75	17	92	
Ranchi	2	1	11	7	66	10	79	18	97	
Ravi Shanker	17	2	10	3	27	5	32	
Roorkee	8	1	8	1	9	
Shivaji	165	33	165	33	198
S.V. Vidyapeeth	1	1	196	2	197	3	200	
Saugar	2	1	27	3	29	4	33	
S. N. D. T. Women's	1	..	1	..	11	..	13	13	
Sri Venkateswara	7	1	28	8	35	9	44	
Udaipur	12	1	9	3	21	4	25	
U. P. Agricultural	4	4	..	4	
Utkal	2	2	7	89	18	98	20	18
Varanaseya Sanskrit Vishwavidyalaya	5	5	..	5	
Vikram	1	1	20	4	17	1	38	6	44	
Visva Bharati	12	4	12	4	16	
Total	251	58	606	123	2,164	647	3,021	828	3,849	
<i>Institutions Deemed to be Universities—</i>										
Birla Institute of Technology	12	1	12	1	13	
Gujarat Vidyapeeth	1	1	1	1	2	
Gurukul Kangri Vishwavidyalaya	1	1	1	1	2	
Indian Agricultural Research Institute	3	1	3	1	4	
Indian Institute of Science	1	1	1	1	2	
Indian School of In- ternational Studies	1	1	..	1	
Jamia Millia Islamia	3	1	3	1	4	
Kashi Vidyapeeth	1	1	1	1	2	
Tata Institute of Social Sciences	2	1	2	1	3	
Total	25	7	..	1	25	8	33	
GRAND TOTAL	276	65	606	124	2,164	647	3,046	836	3,982	

*Date is not available.

TABLE XXII—*Hostel Facilities available in Universities and Colleges—contd.*

University	Intake Capacity in the Hostels					
	Managed by					
	University		University/Constituent Colleges		Affiliated/Associated Colleges	
	For Boys	For Girls	For Boys	For Girls	For Boys	For Girls
1	25	26	27	28	29	30
Agra	140	50	3,761	572
Aligarh Muslim	2,325	204
Allahabad	827	165	84	18	1,646	116
Andhra	1,546	96	4,177	4,161
Andhra Pradesh Agricultural	1,030	32
Annamalai	1,745	149
Banaras Hindu	3,707	318	60	195
Bangalore	1,277	290	526	..	776	290
Baroda	1,354	531
Bhagalpur	45	..	448	85	1,812	101
Bihar	527*	157*	1,618*	6*
Bombay	348	..	3,405	590
Burdwan	297	99	4,339	454
Calcutta	400	158	N.A.	N.A.
Delhi	330	..	1,659	1,287
Gauhati	749	186	100	..	5,236	952
Gorakhpur	300	2,156	28
Gujarat	200	96	8,342	868
Indira Kala Sangeet Vishwavidyalaya	12	5
Indore	1,074	94	65	100
Jabalpur	2,373	672
Jadavpur	744	65
Jammu & Kashmir	227	2,142	172
Jawaharlal Nehru Krishi Vishwavidyalaya	1,369
Jiwaji	822	349	120	78
Jodhpur	1,050*	30*	170*	60*
Kalyani	1,200	200
Karnatak	261	60	250	34	2,191	319
Kerala	..	276	11,044	5,398
Kurukshetra	480	208
Lucknow	770	100	1,392	232	472	478
Madras	290	..	5,466	1,831	19,978	4,810
Magadh	27	..	439	..	931	16
Marathwada	1,434	206
Mysore	495	30	410	..	4,865	47
Nagpur	230	30	120	..	3,257	426
North Bengal	288	116	1,108	236
Orissa Agriculture and Technology	896
Osmania	810	40	323	240	1,623	95
Panjab	1,567	629	11,475	4,042
Patna	338	178	2,140	338
Poona	130	62	3,164	630	2,699	218
Punjab Agricultural	1,206
Punjabi	1,088	392
Rabindra Bharati	†	†	†	†	†	†

* Information relates to the number of residents.

† Data is not available.

TABLE XXII—*Hostel Facilities available in Universities and Colleges—contd.*

I	25	26	27	28	29	30
Rajasthan	124	96	300	100	4,495	959
Ranchi	63*	19*	576*	130	7,454*	129
Ravi Shanker	1,296	80	524	162
Roorkee	2,230	40
Shivaji	2,836	401
S.V.Vidyapeeth	144	266	2,720	210
Saugar	396	100	1,279	45
S.N.D.T. Women's	125	..	150	..	195
Sri Venkateswara	1,119*	..	2,753	521
Udaipur	796	8	528	102
U.P. Agricultural	1,170
Utkal	297	100	836	..	5,746	945
Varanaseya Sanskrit Vishwavidyalaya	361
Vikram	110	80	1,211	197	1,030	52
Visva Bharati	484	282
Total	30,470	4,943	35,122	7,328	1,27,508	29,019
<i>Institutions Deemed to be Universities—</i>						
Birla Institute of Techno- logy & Science	1,605	80
Gujarat Vidyapeeth	182	80
Gurukul Kangri Vishwa- vidyalaya	120	40
Indian Agricultural Re- search Institute	349	10
Indian Institute of Science	534	20
Indian School of Interna- tional Studies	33	10
Jamia Millia Islamia	120	40
Kashi Vidyapeeth	140	80
Tata Institute of Social Sciences	80	40
Total	3,163	360	..	40
GRAND TOTAL	33,633	5,303	35,122	7,368	1,27,508	29,019

* Information relates to the number of residents.

TABLE XXII—*Hostel Facilities available in Universities and Colleges—contd.*

University	Intake Capacity in Hostels					
	*Approved by					
	University		University/Constituent Colleges		Affiliated/Associated Colleges	
	For Boys	For Girls	For Boys	For Girls	For Boys	For Girls
1	31	32	33	34	35	36
Agra	1,033	159
Aligarh Muslim
Allahabad	810
Andhra	556	45
Andhra Pradesh Agricultural
Annamalai
Banaras Hindu
Bangalore	200	..	200	..	498	130
Baroda
Bhagalpur	445	16
Bihar	7
Bombay	4	467	67
Burdwan	725	14
Calcutta	564	161	N.A.	N.A.
Delhi	65	13
Gauhati	290	108
Gorakhpur	160	..
Gujarat	320	20
Indira Kala Sangeet Vishwavidyalaya
Indore	12	6	10	..
Jabalpur	1,455	9
Jadavpur
Jammu & Kashmir	84	414	36
Jawaharlal Nehru Krishi Vishwavidyalaya
Jiwaji	2	21	48	..
Jodhpur
Kalyani
Karnatak	406	58
Kerala	79	50	2,703	2,195
Kurukshetra
Lucknow
Madras	35	793	..	1,056	111
Magadh	62	..	109	..
Marathwada	1,381	19
Mysore	1,641	208
Nagpur	7	19	..	1,400	150
North Bengal	54	21
Orissa Agriculture and Technology
Osmania	243	217
Panjab	395	105
Patna
Poona	121	8	2	..
Punjab Agricultural
Punjabi
Rabindra Bharati	†	†	†	†	†	†

* Information relates to the number of residents.

† Data is not available.

TABLE XXII—*Hostel Facilities available in Universities and Colleges—contd*

1	31	32	33	34	35	36
Rajasthan	26	58	60
Ranchi	394	42	158	147
Ravi Shanker	10	..	1	..
Roorkee
Shivaji	1,293	38
S.V. Vidyapeeth	1,152	14
Saugar	59	..
S.N.D.T. Women's	146
Sri Venkateswara	86	536	4
Udaipur	25
U.P. Agricultural
Utkal	9	2	281	43
Varanaseya Sanskrit Vishwavidyalaya	10
Vikram	40	..	47	..
Visva Bharati
Total	1,782	259	3,362	264	17,777	4,059
<i>Institutions Deemed to be Universities—</i>						
Birla Institute of Techno- logy & Science	4
Gujarat Vidyapeeth
Gurukul Kangri Vishwa- vidyalaya
Indian Agricultural Res- earch Institute
Indian Institute of Science
Indian School of Interna- tional Studies
Jamia Millia Islamia
Kashi Vidyapeeth
Tata Institute of Social Sciences
Total	4
GRAND TOTAL	1,786	259	3,362	264	17,777	4,059

TABLE XXII—Hostel Facilities available in Universities and Colleges—contd.

University	Intake Capacity in the Hostels							All Persons
	Total							
	University		University/ Constituent Colleges		Affiliated Associated Colleges		Total	
	For Boys	For Girls	For Boys	For Girls	For Boys	For Girls		
1	37	38	39	40	41	42	43	
Agra	140	50	4,794	731	5,715	
Aligarh Muslim	204	2,529	
Allahabad	1,637	165	84	18	1,646	116	3,666	
Andhra	1,546	96	4,733	4,206	10,581	
Andhra Pradesh Agricultural	1,030	32	1,062	
Annamalai	1,745	149	1,894	
Banaras Hindu	3,707	318	60	195	4,280	
Bangalore	1,477	290	726	..	1,274	420	4,187	
Baroda	1,354	531	1,885	
Bhagalpur	45	..	448	85	2,257	117	2,952	
Bihar	527	164	1,618	6	2,315	
Bombay	348	4	3,872	657	4,881	
Burdwan	297	99	5,064	468	5,928	
Calcutta	964	319	N.A.	N.A.	1,283	
Delhi	330	..	1,724	1,300	3,354	
Gauhati	749	186	100	..	5,526	1,060	7,621	
Gorakhpur	300	2,316	28	2,644	
Gujarat	200	96	8,662	888	9,846	
Indira Kala Sangeet Vishwa- vidyalaya	12	5	17	
Indore	1,086	100	75	100	1,361	
Jabalpur	3,833	681	4,514	
Jadavpur	744	65	809	
Jammu & Kashmir	311	2,556	208	3,075	
Jawaharlal Nehru Vishwavidyalaya	1,369	1,369	
Jiwaji	824	370	168	78	1,440	
Jodhpur	1,050	30	170	60	1,310	
Kalyani	1,200	200	1,400	
Karnatak	261	60	250	34	2,597	377	3,579	
Kerala	79	326	13,747	7,593	21,745	
Kurukshetra	480	208	688	
Lucknow	770	100	1,392	232	472	478	3,444	
Madras	290	35	6,259	1,831	20,934	4,921	34,270	
Magadh	27	..	501	..	1,040	16	1,584	
Marathwada	2,815	225	3,040	
Mysore	495	30	410	..	6,506	255	7,696	
Nagpur	230	37	139	..	4,657	576	5,639	
North Bengal	288	116	1,162	257	1,823	
Orissa Agriculture and Techno- logy	896	896	
Osmania	810	40	323	240	1,866	312	3,591	
Punjab	1,567	629	11,870	4,147	18,213	
Patna	338	178	2,140	338	2,994	
Poona	130	62	3,285	638	2,701	218	7,034	
Punjab Agricultural	1,206	1,206	
Punjabi	1,088	392	1,480	
Rabindra Bharati	*	*	*	*	*	*	*	

* Data is not available.

TABLE XXII—*Hostel Facilities available in Universities and Colleges—concl'd.*

1	37	38	39	40	41	42	43
Rajasthan	150	96	300	100	4,553	1,019	6,218
Ranchi	63	19	970	172	7,612	276	9,112
Ravi Shanker	1,306	80	525	162	2,073
Roorkee	2,230	40	2,270
Shivaji	4,129	439	4,568
S.V. Vidyapeeth	144	266	3,872	224	4,506
Saugar	396	100	1,338	45	1,879
S.N.D.T. Women's	125	..	150	..	341	616
Sri Venkateswara	1,119	86	3,289	525	5,019
Udaipur	821	8	528	102	1,459
U.P. Agricultural	1,170	1,170
Utkal	306	102	836	..	6,027	988	8,259
Varanasya Sanskrit Vishwa- vidyalaya	371	371
Vikram	110	80	1,251	197	1,077	52	2,767
Visva Bharati	484	282	766
Total	32,252	5,202	38,484	7,592	1,45,285	33,078	2,61,893
<i>Institutions Deemed to be Uni- versities—</i>							
Birla Institute of Technology and Science	1,609	80	1,689
Gujarat Vidyapeeth	182	180	262
Gurukul Kangri Vishwa- vidyala	120	40	160
Indian Agricultural Research Institute	349	10	359
Indian Institute of Science	534	20	554
Indian Institute of Interna- tional Studies	33	10	43
Jamia Millia Islamia	120	40	160
Kashi Vidyapeeth	140	80	220
Tata Institute of Social Sciences	80	40	120
Total	3,167	360	..	40	3,567
GRAND TOTAL	35,419	5,562	38,484	7,632	1,45,285	33,078	2,65,460

TABLE XXIII-A—Number of Evening Colleges / Courses

University	Number of Institutions having Courses in								
	Number of Institutions	General Education		Professional Education					
		Arts	Science	Com- merce	Law	Engi- neering	Business Manage- ment	Music and Fine Arts	Edu- cation
1	2	3	4	5	6	7	8	9	10
Agra	1	1
Andhra	1	1
B a n a r a s									
Hindu	2	1	1	..
Bangalore	1	1*	..	1*
Baroda	2	1	..	1	..
Bhagalpur	1	1
Bihar	2	2
Bombay	8	5	3
Burdwan	15	3*	..	15*
Calcutta	28	21*	8*	22*	1	..	1
Delhi	8	5	1	..	1	1	..
Gauhati	33	29*	5*	6*	1
Gorakhpur	4	1*	4*
Gujarat	3	1*	3*
Indore	1	1
Jabalpur	3	1	2
Jadavpur	1	1
Jiwaji	1	1
Karnatak	2	1	1
Kerala	2	2
Lucknow	1	1
Marathwada	1	1
North Bengal	3	1*	..	3*
Osmania	11	8*	1*	3*	1	1	1
Panjab	8	7	1
Patna	1	1
Punjabi	2	1	..	1
Rajasthan	2	2
Ranchi	2	2
Ravi Shanker	6	2*	..	6*
Shivaji	1	1
Sangar	7	1*	..	1*	6*
Sri Venkates- wara	2	2
U d a i p u r	1	1
Utkal	4	4
Vikram	4	2*	4*
Visva Bharati	1	1
Total	176	109*	14*	59*	33*	3	3	3	1

* Institutions having more than one type of course has been counted more than once.

† Include statistics of Colleges held in the morning during off-duty hours.

TABLE XXIII-B--Enrolment in Evening Colleges* /Courses by Type of Education

University	Arts		Science		Commerce		Law		Engineering		Business Management		Music and Fine Arts		Education		Total		
	Boys	Girls	Boys	Girls	Boys	Girls	Boys	Girls	Boys	Girls	Boys	Girls	Boys	Girls	Boys	Girls	Boys	Girls	All Person
Agra	87	16	87	16	103
Andhra	130	130	..	130
Banaras Hindu	242	19	128	53	370	72	442
Bangalore	197	11	75	1	272	12	284
Baroda	128	170	186	298	186	484
Bhagalpur	165	8	165	8	173
Bihar	706	1	706	1	707
Bombay	881	93	1,38	52	1,919	145	2,064
Burdwan	187	2	3,603	8	3,790	10	3,800
Calcutta	7,670	93	3,294	142	12,859	43	182	182	24,187	1,088	25,275
Delhi	2,920	59	330	2	154	..	2	18	3,406	79	3,485
Gauhati	5,579	249	660	8	1,021	107	90	18	7,350	382	7,732
Gorakhpur	30	1	449	2	479	3	482
Gujarat	189	1	769	44	958	45	1,003
Indore	963	2	441	11	1,404	13	1,417
Jabalpur	523	381	4	604	4	608
Jadavpur	561	561	..	561
Jiwaji	216	216	..	216
Karnatak	42	2	52	2	94	4	98
Kerala	41	1	41	1	42
Lucknow	258	258	..	258

*Include statistics of colleges held in the Morning during off-duty hours.

TABLE XXIII-B—Enrolment in Evening Colleges/Courses by Type of Education—contd.

1	2	3	4	5	6	7	8	9	10	11	12	13	14	15	16	17	18	19	20
Marathwada	266	266	..	266
North Bengal	121	2	1,042	29	1,163	31	1,194
Osmania	2,129	31	61	9	922	1	956	9	114	..	35	4,217	50	4,267
Panjab	1,790	33	873	24	2,663	57	2,720
Patna	488	7	488	7	495
Punjabi	137	2	400	1	537	3	540
Rajasthan	245	65	1	310	1	311
Ranchi	297	4	252	549	4	553
Ravi Shanker	451	11	72	..	243	1	766	12	778
Shivaji	134	8	134	8	142
Saugar	1,600	19	44	..	336	4	1,980	23	2,003
Sri Venkateswara	120	13	120	13	133
Udaipur	306	306	..	306
Utkal	1,584	7	1,584	7	1,591
Vikram	191	2	649	6	1,399	8	1,047
Visva Bharati	45	27	45	27	72
Total	29,346	1,517	4,015	159	20,544	192	8,293	177	803	..	371	..	300	257	90	18	63,762	2,320	66,082

TABLE XXIII-C—Number of Teachers in Evening Colleges*/Courses

University	General Education		Commerce		Law		Engineering		Business Management		Music and Fine Arts		Education		Total		
	Men	Women	Men	Women	Men	Women	Men	Women	Men	Women	Men	Women	Men	Women	Men	Women	All Persons
	2	3	4	5	6	7	8	9	10	11	12	13	14	15	16	17	18
Agra	6	6	..	6
Andhra	11	11	..	11
Banaras Hindu	6	3	20	4	26	7	33
Bangalore	11	2	4	15	2	17
Baroda	12	38	3	50	3	53
Bhagalpur	11	1	11	1	12
Bihar	19	19	..	19
Bombay	123	36	40	1	163	37	200
Burdwan	30	..	168	198	..	198
Calcutta	540	1	347	54	941	1	942
Delhi	150	4	32	1	7	..	7	2	196	7	203
Gauhati	613	28	48	1	11	1	672	30	702
Gorakhpur	2	19	21	..	21
Gujarat	14	..	24	38	..	38
Indore	5	1	5	1	6
Jabalpur	10	2	10	20	2	22
Jadavpur	155	155	..	155
Jiwaji	7	1	7	1	8
Karnatak	10	7	17	..	17
Kerala	6	1	6	1	7
Lucknow	13	13	..	13

*Include statistics of colleges held in the Morning during off-duty hours.

TABLE XXIII-C—Number of Teachers in Evening Colleges/Courses—contd.

1	2	3	4	5	6	7	8	9	10	11	12	13	14	15	16	17	18
Marathwada	8	8	..	8
North Bengal	4	..	19	1	23	1	24
Osmania	89	15	24	..	17	1	36	1	8	174	17	191
Panjab	63	5	16	1	79	6	85
Patna	24	24	..	24
Punjabi	8	2	10	18	2	20
Rajasthan	28	2	28	..	28
Ranchi	23	..	5	51	..	50
Ravi Shanker	16	..	3	..	31	6	..	6
Shivaji	6	91	2	93
Saugar	63	2	1	..	37	61	1	62
Sri Venkateswara	61	1	13	1	14
Udaipur	13	1	50	3	53
Utkal	50	3	30	1	31
Vikram	17	1	13	11	..	11
Visva Bharati	11
Total	1,935	111	643	2	308	5	203	1	69	..	65	9	11	1	3,284	129	3,413