

**BUREAU OF EDUCATION, INDIA**

**Pamphlet No. 39.**



**EDUCATIONAL STATISTICS,  
BRITISH INDIA.**

**(1942—45)**

**PUBLISHED BY THE MANAGER OF PUBLICATIONS, DELHI  
PRINTED BY THE MANAGER, FERAZ PRINTING WORKS, LAHORE.  
1947.**

**LIST OF PUBLICATIONS OF THE BUREAU OF  
EDUCATION IN INDIA**

<i>Serial No.</i>	<i>Name of Publications</i>	<i>Year of Publication</i>
1	Report on Vocational Education in India (Delhi, the Punjab and the United Provinces) (E.H.L.—34).	1937
2*	Report of the Women's education committee on primary education of girls in India—1936.	1937
3*	Report of the Women's education committee of Central Advisory Board of Education to consider curriculum of Girls' Primary Schools in India.	1937
4*	Report of the vernacular education committee of the Central Advisory Board of Education appointed to consider certain questions connected with the administration and control of Primary education.	1937
5	Report of the First committee of Central Advisory Board of Education appointed to consider the Wardha Education Scheme (E.H.L. 40).	1938
6	Report of the 2nd Wardha Education committee of the Central Advisory Board of Education (App. IV to 5th meeting proceedings).	1940
7	Report of the Adult Education Committee of the Central Advisory Board of Education, 1939. (E.H.L. 46) (App. III to 5th Meeting proceedings).	1940
8†	Report of the Social Service and Public Administration Committee of the Central Advisory Board of Education in India, 1940 together with the decisions of the Board thereon. (E.C. 6).	1941
9	Report of the Joint Committee appointed by the Central Advisory Board of Health and Central Advisory Board of Education on the Medical Inspection of School Children.	1941
10	Report of the Scientific Terminology Committee of the Central Advisory Board of Education in India, 1940, together with the decisions of the Board thereon. (E.C. 5)	1941
11	Proceedings of the 6th Meeting of the Central Advisory Board of Education held at Madras on 11th and 12th January, 1941 (E.C. 4 VI).	1941
12	Proceedings of the 7th Meeting of the Central Advisory Board of Education in India held at Hyderabad, Deccan on 14th and 15th January, 1942. (E.C. 4 VII).	1942
13	Report of the School Building Committee. (E.C. 8).	1942
14	Report of the Uniform Braille Code Committee. (E.C. 7).	1942
15	Report of the Examination Committee, 1942. (E.C. 12).	1942
16	Report of the Expert Committee on a Uniform Braille Code for India with the Braille charts printed in India Alphabets 1942.	1942
17	Proceedings of the 8th Meeting of the Central Advisory Board of Education held at Lucknow. (E.C. 4 VIII).	1943
18	Report of the Joint Committee of the Central Advisory Board of Education and the Inter-University Board appointed to investigate the question of the relation of the school leaving certificate Examination to the Matriculation Examination, 1942. (E.C. 9).	1943
19	Report of the Committee of the Central Advisory Board of Education on the Training, Recruitment and Conditions of service of teachers. (E.C. 10).	1943
20	Report of the Committee of the Central Advisory Board of Education appointed to consider the question of the recruitment of the Education Officer, 1942 together with the decisions of the Board thereon. (E.C. 11).	1943
21	Report of the Examination Committee.	1943
22	Proceedings of the 9th and 10th Meetings of the Central Advisory Board of Education in India held in October 1943 and January 1944 respectively. (E.C. 4 IX & X).	1944

*Continued on page (ii)*

\*Not published previously, but proposed to be included in future reprints.

†Published by the Central Advisory Board of Health.

LIST OF PUBLICATIONS OF THE BUREAU OF -  
EDUCATION IN INDIA—*contd.*

<i>Serial No.</i>	<i>Name of Publications</i>	<i>Year of Publication</i>
23	Report of the Technical Education Committee 1943. (E.C. 16).	...
24	Report of the Text Book Committee, 1943. (E.C. 15).	1944
25	Report of the Examination Committee (Technique of Examinations), 1943. (E.C. 17).	1944
26	Report of the Committee of Central Advisory Board of Education appointed to consider the question of Training, Recruitment and condition of service in Universities, etc., together with the decisions of the Board thereon. (E.C. 22).	1945
27	Report of the Central Advisory Board of Education on Post-War Educational Development in India, 1944. (E.C. 13).	1945
28	Volume containing reports of the Committee of the Central Advisory Board of Education. (E.C. 14).	1945
29	Report of the Administration Committee of the Central Advisory Board of Education.	1945
30	Proceedings of the 11th Meeting of the Central Advisory Board of Education. (E.C. 4 XI)	1945
31	Report of the Agricultural Education Committee of the Central Advisory Board of Education, 1944. (E.C. 20).	1945
32	Proceedings of the 12th Meeting of the Central Advisory Board of Education held at Mysore in January 1946.	1946
33	Report of the Religious Education Committee of the Central Advisory Board of Education.	1946
34	Development of Higher Technical Institutions in India (Interim Report of Sarkar's Committee).	1946
35	Report of the Committee of the Central Advisory Board of Education on selection of pupils for Higher Education.	1946
36	Report of the Committee of Central Advisory Board of Education on conditions of service of teacher	1946

## TABLE OF CONTENTS.

	PAGE.
Preface ... ..	i
Charts. (i) Total number of Institutions ... ..	iii
(ii) Total number of Students ... ..	v
(iii) Total expenditure on Education ... ..	vii
Educational Statistics :—	
British India ... ..	1
Assam ... ..	5
Bengal ... ..	9
Bihar ... ..	13
Bombay ... ..	17
C. P. & Berar ... ..	21
Madras ... ..	25
N.-W. F. P. ... ..	29
Orissa ... ..	33
Punjab ... ..	37
Sind ... ..	41
U. P. ... ..	45
Ajmer-Merwara ... ..	49
Baluchistan ... ..	53
Bangalore ... ..	57
Coorg ... ..	61
Delhi ... ..	65
Administered Areas in Central India ... ..	69
"        "        Gwalior ... ..	73
"        "        Hyderabad ... ..	77
"        "        Manipur (Assam) ... ..	81
"        "        Rajputana ... ..	85
"        "        Western India ... ..	89
Explanatory notes ... ..	93
Single-teacher Primary Schools in British India, 1943-44 ... ..	94
List of the publications of the Bureau of Education, India ... ..	i

## PREFACE

During the war owing to the need for economy of paper no reports on the progress of education in India have been published. The last published report "Education in India" is for the year 1938-39. With the improvement in the paper supply position, it is hoped to resume the issue of this report as well as of the Quinquennial Review of the Progress of Education in India.

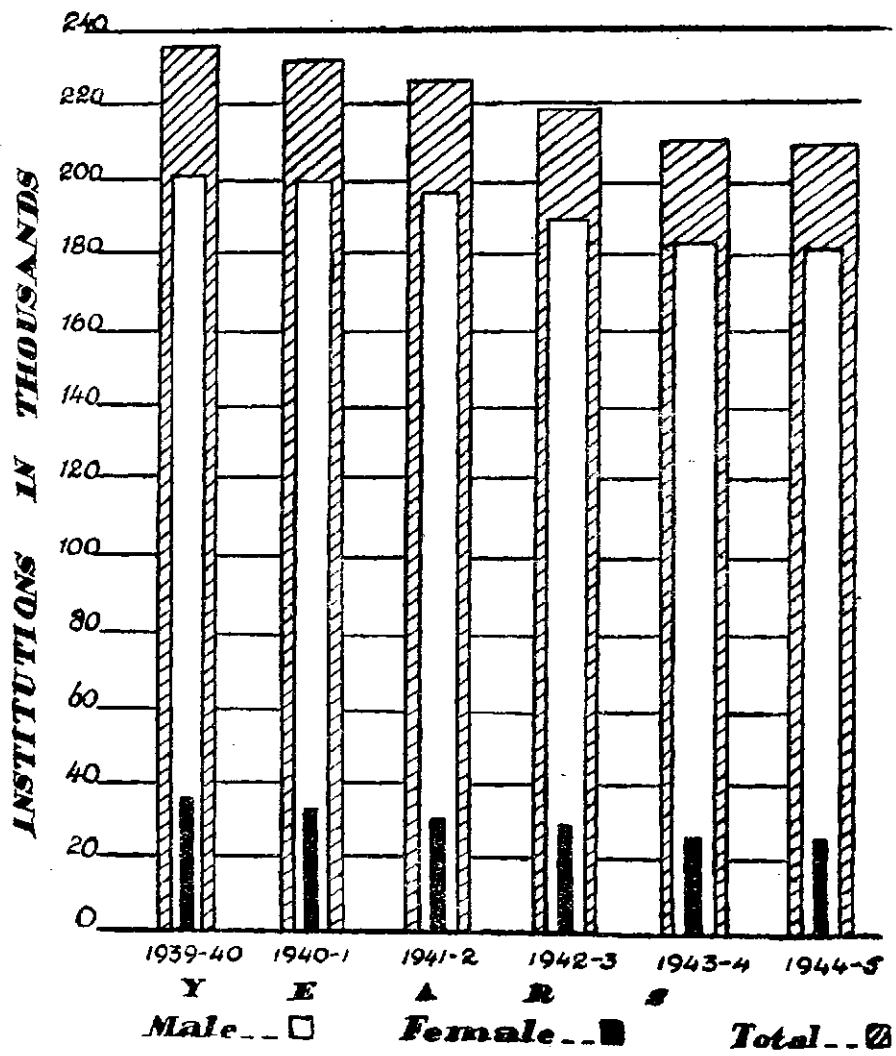
A few statements showing important statistical information on education in India have been in the past prepared for official use only. It is considered that these may be useful to educationists and the public. Accordingly the attached statements containing certain salient features of education in the period 1942-43 to 1944-45 are published. As this is not a full report on educational progress, no attempt has been made to summarise and draw conclusions from the statements. I leave the figures to speak for themselves.

I take this opportunity to express my gratitude to the Provincial Governments and other authorities who have supplied the information on which these tables are based.

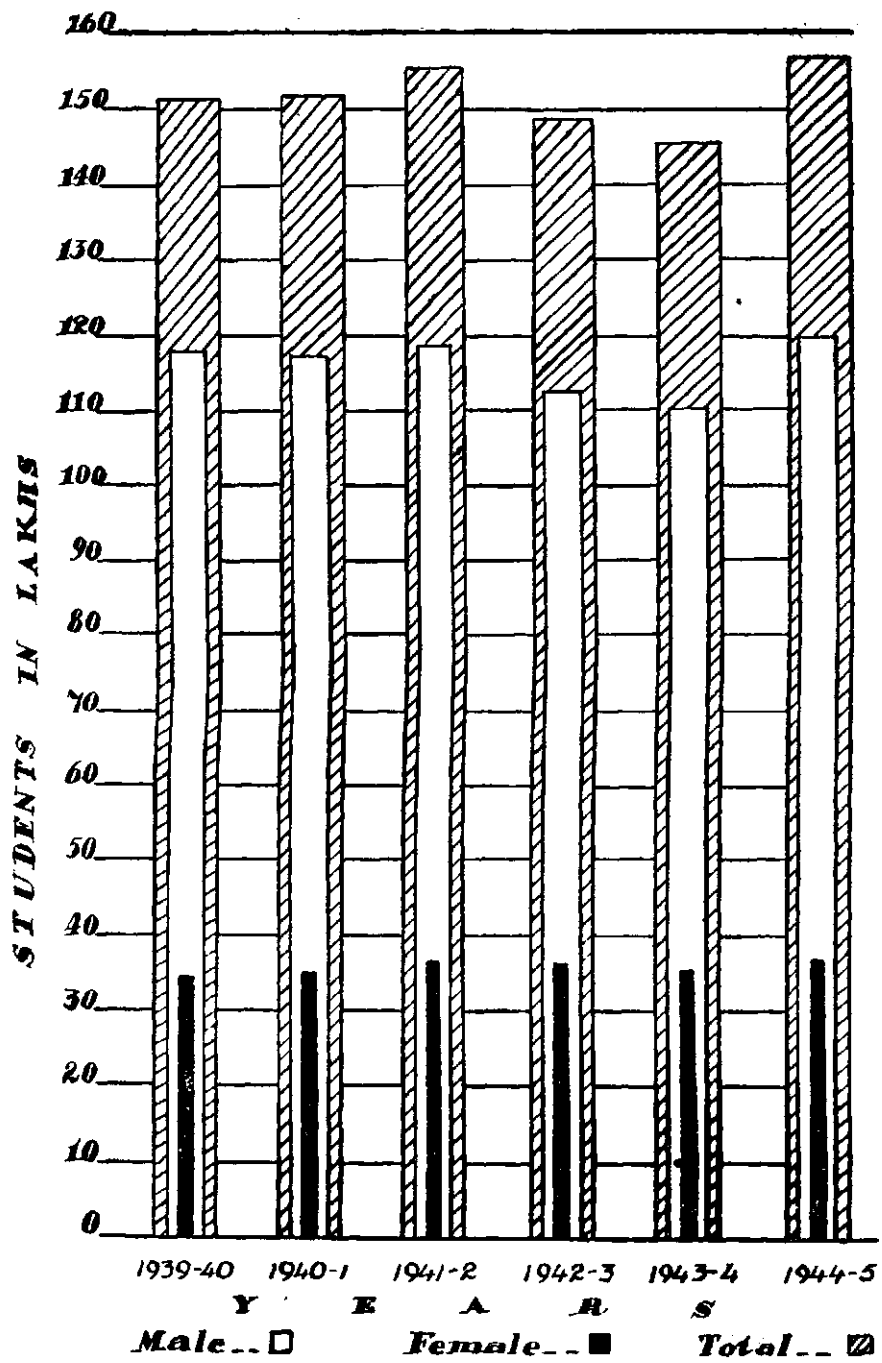
NEW DELHI :  
*The 1st April, 1947.*

} JOHN SARGENT,  
*Educational Advisor to the  
Government of India.*

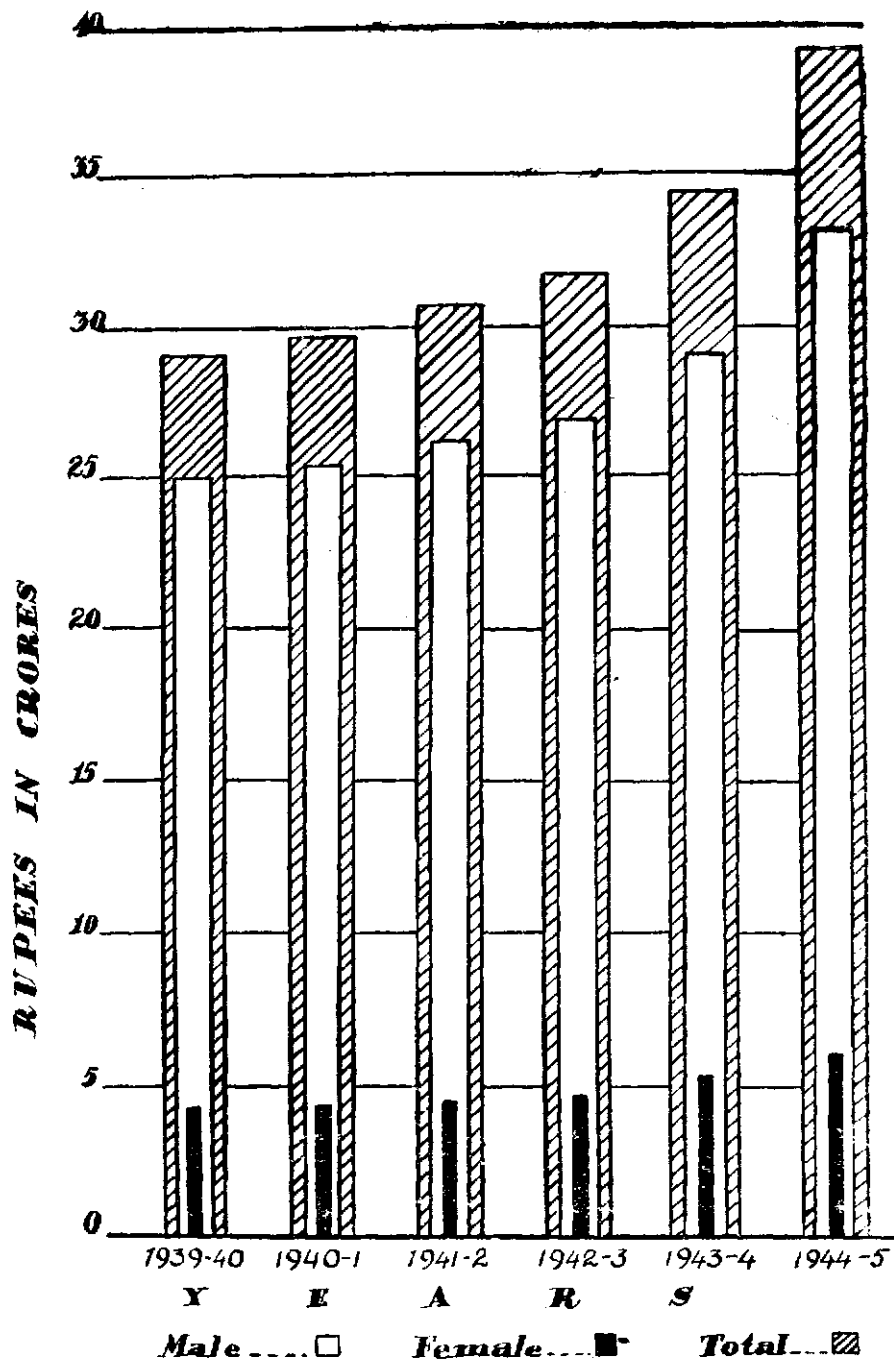
### TOTAL NUMBER OF INSTITUTIONS



## TOTAL NUMBER OF STUDENTS



## TOTAL EXPENDITURE ON EDUCATION





**EDUCATIONAL STATISTICS.**  
**BRITISH INDIA**

Area in square miles :—8,62,324.

Population (1941—Census) ... Males ... 15,31,98,583  
Females ... 14,29,54,552

Estimated population in the mid-year. ... **1943** ... **1944**  
Males ... 15,55,46,979 ... 15,67,18,396  
Females ... 14,50,93,575 ... 14,61,79,560

**Recognised Institutions (Number).**

				<b>1942-43</b>	<b>1943-44</b>	<b>1944-45</b>
Universities	...	...		15	16	16
Arts and Science Degree Colleges.	For Men	...	189	192	208	
	„ Women...	...	30	31	36	
Intermediate Colleges	For Men	...	115	123	144	
	„ Women...	...	20	22	24	
<b>Professional Colleges :</b>						
Law	...	...	15	15	15	
Medicine	...	...	15	17	18	
Education	For Men	...	22	21	21	
	„ Women...	...	13	14	15	
Agriculture	...	...	9	9	9	
Veterinary	...	...	4	4	4	
Forestry	...	...	2	2	2	
Engineering (including Mining and Technology).	...	...	10	10	10	
Commerce	...	...	11	14	15	
High Schools	For Boys	...	3,632	3,770	3,893	
	„ Girls	...	532	567	613	
<b>Middle Schools :</b>						
(i) English Middle Schools	For Boys	...	5,165	5,308	5,471	
	„ Girls	...	623	683	717	
(ii) Vernacular Middle Schools.	For Boys	...	4,739	4,803	4,846	
	„ Girls	...	700	741	762	
Primary Schools	For Boys	...	1,53,295	1,49,472	1,47,343	
	„ Girls	...	22,654	21,080	20,504	

			1942-43	1943-44	1944-45
<b>Special Schools :</b>					
Training Schools	... For Men	...	380	376	378
	,, Women...	...	207	196	193
Adult Schools	... For Men	...	6,484	5,911	4,973
	,, Women...	...	296	253	246
Schools for the Handicapped	For Men	...	51	56	55
	,, Women...	...	4	3	3
Other Special Schools	... For Men	...	4,186	4,301	4,422
	,, Women...	...	256	270	284
Total Number of Recognised Institutions.	For Men	...	1,78,341	1,74,351	1,71,797
	,, Women...	...	25,338	23,863	23,399
Unrecognised Institutions	... For Men	...	12,006	10,781	10,698
	,, Women...	...	3,676	3,511	3,013
Grand Total of all Institutions.	For Men	...	1,90,347	1,85,132	1,82,495
	,, Women...	...	29,014	27,374	26,412

**Students under Instruction in Recognised Institutions.**

Research (Arts and Science)	Men	...	412	507	418
	Women	...	22	45	52
Post-graduates	... Men	...	5,551	5,665	6,742
	Women	...	629	819	1,006
B.A. and B.Sc. Classes and 3rd year Honours Classes.	Men	...	34,687	36,432	37,410
	Women	...	3,755	4,306	4,731
I.A. and I.Sc. Classes	... Men	...	69,685	77,096	93,891
	Women	...	7,422	9,302	11,324
<b>Professional Colleges :</b>					
Education	... Men	...	1,887	1,611	1,653
	Women	...	767	836	904
Engineering	...	...	2,969	3,258	3,742
Commerce	...	...	5,535	7,392	10,194
Other Faculties	... Men	...	12,386	14,292	15,409
	Women	...	1,143	1,385	1,536
High Stage	... Boys	...	3,78,805	4,13,660	4,65,343
	Girls	...	41,181	48,739	55,020
Middle Stage	... Boys	...	10,94,321	11,69,734	12,88,576
	Girls	...	1,86,295	2,07,785	2,26,203
Primary Stage (including Pre-Primary).	... Boys	...	93,29,178	90,93,494	92,90,190
	Girls	...	32,12,781	31,25,734	32,35,661

				1942-43	1943-44	1944-45
<b>Special Schools :</b>						
Training Schools	...	Men	...	22,084	20,381	20,005
		Women	...	9,305	8,839	8,857
Adult Schools and Classes	...	Men	...	1,68,810	1,45,212	1,28,574
		Women	...	7,445	6,662	6,641
Schools for the Handicapped	...	Men	...	1,341	1,337	1,380
		Women	...	426	452	467
Other Special Schools	...	Men	...	1,99,043	1,95,737	2,03,763
		Women	...	20,995	22,847	26,818
<b>Total Number of Scholars in Recognised Institutions :</b>						
	...	Males	...	1,14,14,376	1,11,87,598	1,16,71,840
	...	Females	...	34,94,658	34,39,820	35,78,133
<b>Total Number of Scholars in Unrecognised Institutions :</b>						
	...	Males	...	3,43,578	3,07,367	3,19,919
	...	Females	...	1,21,115	1,11,962	1,15,746
<b>Percentage of Scholars in Recognised Institutions to Population :</b>						
	...	Males	...	7'45	7'30	7'62
	...	Females	...	2'44	2'41	2'53
<b>Percentage of Scholars in all Institutions to Population :</b>						
	...	Males	...	7'67	7'50	7'83
	...	Females	...	2'53	2'48	2'58
<b>Teachers in Primary Schools :</b>						
(i) Total	...	Men	...	3,37,112	3,27,428	3,26,044
		Women	...	46,514	48,043	50,103
(ii) Trained	...	Men	...	2,13,809	2,11,554	2,10,775
		Women	...	31,209	32,887	34,271
(iii) Certificated	...	Men	...	25,708	24,321	25,568
		Women	...	2,437	2,905	3,188
<b>Teachers in Middle Schools :</b>						
(i) Total	...	Men	...	53,425	53,637	54,844
		Women	...	8,798	9,495	9,810
(ii) Trained	...	Men	...	34,340	34,117	33,814
		Women	...	5,808	6,352	6,286
(iii) Certificated	...	Men	...	5,255	6,553	5,945
		Women	...	822	1,006	1,071

				1942-43	1943-44	1944-45
<i>Teachers in High Schools :</i>						
(i) Total	...	Men	...	58,837	60,787	64,504
		Women	...	8,237	8,382	9,511
(ii) Trained	...	Men	...	30,481	31,538	32,991
		Women	...	5,814	5,916	6,524
(iii) Certificated	...	Men	...	10,958	12,849	12,864
		Women	...	764	888	970
No. of Students passing B.A. and B.Sc. (Pass and Honours)						
		Men	...	13,775	14,735	14,225
		Women	...	1,959	2,140	2,240
No. of Students passing Matriculation or equivalent Examination :						
		Boys	...	94,439	1,03,939	1,04,340
		Girls	...	11,337	13,478	13,338
No. of Students passing Higher Secondary Examinations :						
		Boys	...	...	152	143
		Girls	...	...	23	35
				Rs.	Rs.	Rs.
				(000)	(000)	(000)
<i>Total Expenditure (Direct and Indirect)</i>						
From Government Funds	...	...	...	14,20,32	15,23,74	17,20,66
From Local Funds	...	...	...	2,57,83	2,75,29	3,30,91
From Municipal Funds	...	...	...	1,97,84	2,14,80	2,33,48
From Fees	...	...	...	8,46,05	9,68,70	10,95,41
From other sources (e.g., endowments, etc.).	...	...	...	4,39,38	4,64,43	5,27,19
Total	...	...	...	31,61,42	34,46,97	39,07,65
Expenditure on Institutions for Males (including indirect expenditure).	...	...	...	26,96,47	29,12,06	33,13,51
Expenditure on Institutions for Females (including indirect expenditure)	...	...	...	4,64,95	5,34,91	5,94,14

## PROVINCES.

## ASSAM

Area in square miles :—54,951

Population (1941 Census) ...	Males ...	53,82,795
	Females ...	48,21,938

Estimated population in the mid-year.		<b>1943</b>	<b>1944</b>	<b>1945</b>
	Males ...	51,76,069	51,76,069	...
	Females ...	45,93,443	45,93,443	...

## Recognised Institutions (Number)

			1942-43	1943-44	1944-45
Universities					
Arts and Science Degree Colleges.	For Men ...		8	9	9
	„ Women...		4	4	4
Intermediate Colleges ...	„ Men ...		2	1	4
	„ Women...		...	...	...
Professional Colleges :					
Law	...		1	1	1
Medicine	...		...	...	...
Education	For Men ...		...	...	...
	„ Women...		...	...	...
Agriculture	...		...	...	...
Veterinary	...		...	...	...
Forestry	...		...	...	...
Engineering	...		...	...	...
(including Mining and Technology).	...		...	...	...
Commerce	...		...	...	...
High Schools	For boys ...		148	160	176
	„ girls ...		24	25	27
Middle Schools :					
(i) English Middle Schools	For boys ...		363	380	392
	„ girls ...		38	41	48
(ii) Vernacular Middle Schools.	For boys ...		273	277	286
	„ girls ...		39	44	45

			1942-43	1943-44	1944-45
Primary Schools	... For boys	...	7,331	7,333	7,603
	... „ girls	...	1,138	1,140	1,228
<b>Special Schools :</b>					
Training Schools	... For Men	...	3	3	4
	... „ Women...	...	2	2	2
Adult Schools	... For Men	...	1,063	581	473
	... „ Women...	...	100	42	38
Schools for the Handicapped	For Men	...	1	1	1
	„ Women...	...	...	...	...
Other Special Schools	... For Men	...	167	185	194
	... „ Women...	...	8	7	7
Total No. of Recognised Institutions.	For Males	...	9,360	8,931	9,143
	„ Females	...	1,353	1,305	1,399
Unrecognised Institutions	For Males	...	874	715	834
	„ Females	...	113	75	86
Grand Total of all Institutions	For Males	...	10,234	9,646	9,977
	„ Females	...	1,466	1,380	1,485

#### Students under instruction in Recognised Institutions

Research (Arts & Science)	... Men	...	...	...	...
	... Women	...	...	...	...
Post graduate	... Men	...	...	...	...
	... Women	...	...	...	...
B.A. & B.Sc. Classes and 3-yr. Honours Classes.	... Men	...	713	765	663
	... Women	...	90	98	108
I.A. & I.Sc. Classes	... Men	...	1,354	1,745	2,114
	... Women	...	174	246	340
Professional Colleges, Education	... Men	...	23	24	26
	... Women	...	3	6	2
Engineering	...	...	...	...	...
Other Faculties	... Men	...	40	49	67
	... Women	...	...	...	...
High Stage	... Boys	...	16,281	16,071	19,063
	... Girls	...	1,801	1,893	2,154

				1942-43	1943-44	1944-45
Middle Stage	...	Boys	...	40,748	37,307	41,589
	...	Girls	...	5,719	5,367	6,079
Primary Stage	...	Boys	...	3,08,261	2,77,036	3,00,506
	...	Girls	...	99,487	89,547	95,568
<b>Special Schools :</b>						
Training Schools	...	Men	...	252	224	182
	...	Women	...	34	43	51
Adult Schools and Classes	...	Men	...	25,250	12,964	10,678
	...	Women	...	2,453	967	815
Schools for the handicapped	...	Boys	...	9	8	10
	...	Girls	...	13	13	11
Other Special Schools	...	Males	...	3,766	3,676	3,936
	...	Females	...	362	404	454
<b>Total No. of Scholars in Recognised Institutions :</b>						
		Males	...	3,96,750	3,49,896	3,78,851
		Females	...	1,10,136	98,584	1,05,582
<b>Total No. of Scholars in Unrecognised Institutions :</b>						
		Males	...	29,991	21,926	26,197
		Females	...	11,312	7,270	8,424
<b>Percentage of Scholars in Recognised Institutions to Population :</b>						
		Males	...	8.3	6.5	7.0
		Females	...	1.1	2.0	2.0
<b>Percentage of Scholars in All Institutions to Total population :</b>						
		Male	...	9.0	6.9	7.5
		Female	...	1.2	2.1	2.3
<b>Teachers in Primary Schools :</b>						
(i) Total	...	Men	...	9,792	9,751	10,068
	...	Women	...	1,179	1,193	1,313
(ii) Trained	...	Men	...	2,463	2,419	2,389
	...	Women	...	161	163	172
(iii) Certificated	...	Men	...	839	38	172
	...	Women	...	33	...	...
<b>Teachers in Middle Schools :</b>						
(i) Total	...	Men	...	2,745	2,792	2,901
	...	Women	...	337	341	375
(ii) Trained	...	Men	...	988	1,002	975
	...	Women	...	121	126	108

			1942-43	1943-44	1944-45
(iii) Certificated	...	Men	198	19	10
		Women	22	4	2
<i>Teachers in High Schools :</i>					
(i) Total	...	Men	1,947	2,005	2,187
		Women	261	242	274
(ii) Trained	...	Men	537	540	556
		Women	80	72	83
(iii) Certificated	...	Men	228	75	12
		Women	27	22	12
No. of Students passing B.A. & B.Sc. (Pass & Honours) Examination :					
		Men	287	279	183
		Women	18	28	20
No. of Students passing Matriculation or equivalent Examinations :					
		Boys	1,738	2,075	1,427
		Girls	245	259	209
			Rs.	Rs.	Rs.
			(000)	(000)	(000)
<i>Total Expenditure (Direct and Indirect) :</i>					
From Government Funds	...	...	39,79	43,17	48,18
From Local Funds	...	...	6,95	8,15	9,12
From Municipal Funds	...	...	1,38	1,48	1,71
From Fees	...	...	12,93	13,89	17,48
From other sources (e.g., endowments, etc.).	...	...	6,07	6,47	10,75
Total	...	...	67,12	73,16	87,24
Total Expenditure on Institutions for Males,	...	...	58,96	64,52	77,06
Total Expenditure on Institutions for Females.	...	...	8,16	8,64	10,18



**BENGAL**

Area in square miles :—77,442

Population (1941—Census) ... Males ... 3,17,47,395  
 Females ... 2,85,59,130

		1943	1944
Estimated population in mid-year.	Males	3,23,75,020	3,23,75,020
	Females	2,90,38,703	2,90,38,703

**Recognised Institutions (Number)**

		1942-43	1943-44	1944-45
Universities	...	2	2	2
Arts & Science Degree Colleges.	For Men ...	42	41	41
	„ Women...	7	7	10
Intermediate Colleges	For Men ...	19	22	23
	„ Women...	4	4	4
Professional Colleges :				
Law	...	3	3	3
Medicine	...	3	3	3
Education	For Men ...	4	3	4
	„ Women...	2	2	2
Agriculture	...	...	...	...
Veterinary	...	1	1	1
Forestry	...	...	...	...
Engineering (including Mining & Technology).	...	1	1	1
Commerce	Men ...	6	8	9
	Women ...	...	...	...
High Schools	For boys ...	1,456	1,524	1,492
	„ girls ...	106	124	126
Middle Schools :				
(i) English Middle Schools	For boys ...	2,132	2,177	2,243
	„ girls ...	209	236	257
(ii) Vernacular Middle Schools.	For boys ...	18	15	11
	„ girls ...	3	2	2
Primary Schools	For boys ...	36,082	34,216	33,572
	„ girls ...	7,956	6,529	5,990

			1942-43	1943-44	1944-45
<b>Special Schools :</b>					
Training Schools	...	For Men ...	134	133	134
		„ Women...	11	11	10
Adult Schools	...	For Men ...	2,775	2,682	1,969
		„ Women...	...	...	...
Schools for the Handicapped		For Men ...	11	15	14
		„ Women...	1	...	...
Other Special Schools	...	For Men ...	2,213	2,391	2,455
		„ Women...	81	87	103
Total No. of Recognised Institutions.		For Males ...	44,903	43,238	41,978
		„ Females	8,380	7,002	6,504
Unrecognised Institutions	...	For Males ...	1,524	1,235	1,387
		„ Females	198	91	135
Grand Total of all Institutions		For Males ...	46,427	44,473	43,365
		„ Females...	8,578	7,093	6,639

#### Students under Instruction in Recognised Institutions

Research (Arts & Science)	...	Men ...	20	51	19
		Women ...	1	2	3
Post Graduate	...	Men ...	1,567	1,574	1,881
		Women ...	185	301	357
B.A. & B.Sc. Classes and 3-yrs. Honours Classes.		Men ...	10,074	8,704	7,716
		Women ...	778	762	882
I.A. & I.Sc. Classes	...	Men ...	18,261	19,157	23,373
		Women ...	1,298	1,968	2,350
<b>Professional Colleges :</b>					
Education	...	Men ...	245	79	193
		Women ...	43	76	51
Engineering	...	Men ...	312	346	394
Commerce	...	...	1,767	2,176	3,443
Other Faculties	...	Men ...	2,546	2,858	3,117
		Women ...	60	72	77
High Stage (Classes IX & X)	...	Boys ...	81,389	82,430	94,422
		Girls ...	3,272	3,591	4,239
Middle Stage (Classes VI to VIII)	...	Boys ...	1,85,983	1,96,136	2,33,828
		Girls ...	10,646	12,535	15,524

				1942-43	1943-44	1944-45
Primary Stage (Classes I to V)	...	Boys	...	23,51,687	22,23,555	23,79,188
	...	Girls	...	6,55,291	6,28,704	6,78,580
Pre-Primary Stage	...	Boys	...	1,90,109	1,05,450	95,400
	...	Girls	...	77,291	31,516	28,921
Special Schools : Training Schools	...	Men	...	4,279	3,460	3,714
	...	Women	...	235	265	216
Adult Schools and Classes	...	Men	...	66,052	56,476	46,367
	...	Women	...	...	...	13
Schools for the Handicapped	...	Boys	...	302	315	294
	...	Girls	...	...	...	...
Other Special Schools	...	Males	...	1,15,915	1,15,017	1,21,882
	...	Females	...	12,163	12,471	14,131
Total No. of Scholars in Recognised Institutions :						
		Males	...	30,30,508	28,17,784	30,15,231
		Females	...	7,61,263	6,92,263	7,45,344
Total No. of Scholars in Unrecognised Institutions :						
		Males	...	62,499	50,038	57,170
		Females	...	11,062	7,719	12,137
Percentage of Scholars in Recognised Institutions to Population :						
		Male	...	8.96	8.9	9.5
		Female	...	2.66	2.4	2.6
Percentage of Scholars in All Institutions to Total Population :						
		Male	...	9.2	9.0	9.7
		Female	...	2.7	2.5	2.7
<i>Teachers in Primary Schools :</i>						
(i) Total	...	Men	...	89,241	83,728	82,962
	...	Women	...	3,608	3,257	3,421
(ii) Trained	...	Men	...	37,661	37,313	37,252
	...	Women	...	753	738	820
(iii) Certificated	...	Men	...	19,080	18,975	20,242
	...	Women	...	1,029	1,183	1,301
<i>Teachers in Middle Schools :</i>						
(i) Total	...	Men	...	11,481	11,476	11,751
	...	Women	...	863	972	1,066
(ii) Trained	...	Men	...	3,688	3,559	3,575
	...	Women	...	350	405	381
(iii) Certificated	...	Men	...	2,889	4,400	3,727
	...	Women	...	255	279	352

		1942-43	1943-44	1944-45
<i>Teachers in High Schools :</i>				
(i) Total	Men	17,799	18,041	18,747
	Women	1,184	1,201	1,350
(ii) Trained	Men	3,148	2,997	3,161
	Women	542	614	671
(iii) Certificated	Men	6,560	8,598	8,595
	Women	266	337	343
No. of Students passing B.A. & B Sc. (Pass & Honours) Examinations :				
	Men	3,971	3,262	2,307
	Women	471	441	303
No. of Students passing Matriculation and equivalent Examination :				
	Boys	19,490	17,419	17,710
	Girls	1,990	1,986	1,937
		Rs. (000)	Rs. (000)	Rs. (000)
<i>Total Expenditure (Direct and Indirect) :</i>				
From Government Funds	...	1,85,12	2,03,21	2,64,38
From Local Funds	...	54,19	62,34	59,81
From Municipal Funds	...	18,35	19,77	19,74
From Fees	...	2,01,29	2,18,17	2,48,19
From other sources, (e.g., endowments, etc.).	...	79,97	88,53	1,00,53
Total	...	5,38,92	5,92,02	6,92,65
Total Expenditure on Institu- tions for Males (including indirect expenditure).	...	4,79,14	5,24,15	6,12,01
Total Expenditure on Institu- tions for Females (including indirect expenditure.)	...	59,78	67,87	80,64

**BIHAR**

Area in square miles :—69,745

Population (1941-Census) ... Males ... 18,224,428  
 Females ... 18,115,723

		1943	1944
Estimated population in the mid-year.	Males	... 18,686,730	18,686,730
	Females	... 18,580,275	18,580,275

**Recognised Institutions (Number)**

		1942-43	1943-44	1944-45
Universities	...	1	1	1
Arts and Science Degree Colleges.	For Men	8	9	10
	„ Women	1	1	1
Intermediate Colleges	For Men	7	6	8
	„ Women	1	1	1
Professional Colleges :				
Law	...	1	1	1
Medicine	...	1	1	1
Education	For Men	1	1	1
	„ Women	...	...	...
Agriculture	...	...	...	...
Veterinary	...	1	1	1
Forestry	...	...	...	...
Engineering (including Mining and Technology).	...	1	1	1
High Schools	For boys	296	317	341
	„ girls	19	20	20
Middle Schools :				
(i) English Middle Schools	For boys	1,191	1,221	1,263
	„ girls	60	70	81
(ii) Vernacular Middle Schools.	For boys	76	74	65
	„ girls	8	8	9
Primary Schools	For boys	19,668	19,395	19,112
	„ girls	2,243	2,170	2,101

		1942-43	1943-44	1944-45
<b>Special Schools :</b>				
Training Schools	... For Men ...	63	64	64
	... „ Women...	10	10	10
		(a)	(b)	(c)
Adult Schools (and Night Schools).	For Men ...	85	70	48
	„ Women...	...	...	...
Schools for the Handicapped	For Men ...	4	4	4
	„ Women...	...	...	...
Other Special Schools	... For Men ...	490	493	489
	... „ Women ...	16	15	16
Total No. of Recognised Institutions.	For Males ...	21,893	21,588	21,361
	„ Females...	2,358	2,295	2,239
Unrecognised Institutions	... For Males ...	1,422	1,138	957
	... „ Females...	187	117	89
Grand Total of all Institutions	For Males ...	23,315	22,726	22,318
	„ Females ...	2,545	2,412	2,328

**Students under instruction in Recognised Institutions**

Research (Arts & Science)	... Men ...	9	10	7
	... Women ...	...	...	...
Post-graduate	... Men ...	310	325	359
	... Women ...	6	10	19
B.A. & B.Sc. Classes and 3-yr. Honours Classes.	... Men ...	1,526	1,620	1,839
	... Women ...	47	65	75
I.A. and I.Sc. Classes	... Men ...	4,055	4,698	6,185
	... Women ...	136	154	217
Professional Colleges : Education	... Men ...	75	78	83
	... Women ...	9	9	8
Engineering	... ..	108	113	108
Other Faculties	... Men ...	692	701	789
	... Women ...	11	14	19
High Stage	... Boys ...	34,390	38,144	44,444
	... Girls ...	927	1,111	1,327
Middle Stage	... Boys ...	92,748	101,734	113,092
	... Girls ...	4,540	5,112	5,706

(a) Excludes 13,117 temporary classes for males and 672 for females with enrolment of 3,05,279 and 11,472 respectively.

(b) Excludes 10,920 temporary classes for Males and 603 for Females with enrolment of 2,65,477 and 13,832 respectively.

(c) Excludes 6,358 temporary classes for Males and 367 for Females with enrolment of 1,76,676 and 8,800 respectively.

				1942-43	1943-44	1944-45
Primary Stage	...	Boys	...	542,051	531,224	551,772
	...	Girls	...	84,639	83,734	84,513
Pre-Primary Stage	...	Boys	...	2,50,106	2,61,846	2,76,060
	...	Girls	...	59,775	58,825	59,285
<i>Special Schools :</i>						
Training Schools	...	Men	...	1,402	1,335	1,357
	...	Women	...	295	274	276
Adult Schools and Classes	...	Men	...	2,691	2,568	996
	...	Women	...	...	...	...
Schools for the Handicapped	...	Boys	...	117	113	110
	...	Girls	...	28	32	26
Other Special Schools	...	Males	...	21,021	19,591	17,947
	...	Females	...	585	775	729
Total No. of Scholars in Recognised Institutions :						
		Males	...	948,805	961,722	1,015,219
		Females	...	151,221	150,123	152,228
Total No. of Scholars in Unrecognised Institutions :						
		Male	...	40,100	35,496	31,140
		Female	...	5,509	4,183	3,541
Percentage of Scholars in Recognised Institutions to Population :						
		Male	...	5.2	5.2	5.9
		Female	...	0.8	0.8	0.5
Percentage of Scholars in All Institutions to Population :						
		Male	...	5.4	5.5	6.1
		Female	...	0.9	0.9	0.5
<i>Teachers in Primary Schools :</i>						
(i) Total	...	Men	...	32,509	31,657	31,569
	...	Women	...	2,262	2,187	2,103
(ii) Trained	...	Men	...	20,696	20,262	20,247
	...	Women	...	667	645	605
(iii) Certificated	...	Men	...	24	34	29
	...	Women	...	2	...	3
<i>Teachers in Middle Schools :</i>						
(i) Total	...	Men	...	7,099	7,178	7,373
	...	Women	...	463	547	623
(ii) Trained	...	Men	...	3,739	3,824	3,836
	...	Women	...	308	363	408
(iii) Certificated	...	Men	...	795	731	746
	...	Women	...	13	9	20

				1942-43	1943-44	1944-45
<i>Teachers in High Schools :</i>						
(i) Total	...	Men	...	3,801	4,032	4,280
		Women	...	290	284	284
(ii) Trained	...	Men	...	1,741	1,903	1,960
		Women	...	217	192	194
(iii) Certificated	...	Men	...	822	206	772
		Women	...	31	14	19
No. of Students passing B.A. and B.Sc. (Pass and Honours) Examinations :						
		Men	...	171	1,027	645
		Women	...	2	20	21
No. of Students passing Matriculation or equivalent Examinations :						
		Boys	...	5,789	6,669	8,058
		Girls	...	193	235	184
				(Rs.)	(Rs.)	(Rs.)
				(000)	(000)	(000)
<i>Total Expenditure (Direct and Indirect):—</i>						
From Government Funds	...		...	83,63	86,95	91,17
From Local Funds	...		...	17,63	21,31	22,47
From Municipal Funds	...		...	4,43	4,34	4,72
From Fees	...		...	55,66	59,80	68,73
From other sources, (e.g., endowments, etc.).	...		...	28,44	32,08	35,98
Total	...		...	1,89,79	2,04,48	2,23,07
Total Expenditure on Institu- tions for Males (including indirect expenditure).	..		..	1,74,55	1,87,27	2,03,23
Total Expenditure on Institu- tions for Females (includ- ing indirect expenditure).	...		...	15,24	17,21	19,84



**BOMBAY**

Area in square miles—76,443

Population (1941 Census) ... Males ... 1,08,17,333  
 Females ... 1,00,32,507

		1943	1944
Estimated population in the	Males	1,11,33,322	1,12,81,669
mid-year.	Females	1,03,47,063	1,04,83,581

**Recognised Institutions (Number)**

			1942-43	1943-44	1944-45
Universities	...	...	1	1	1
Arts and Science Degree Colleges.	For Men	...	19	19	21
	„ Women...	...	1	1	1
Intermediate Colleges	For Men	...	...	...	...
	„ Women...	...	...	...	...
Professional Colleges :					
Law	...	...	5	5	5
Medicine	...	...	2	2	2
Education	For Men	...	3	3	3
	„ Women...	...	...	...	...
Agriculture	...	...	1	1	1
Veterinary	...	...	...	...	...
Forestry	...	...	...	...	...
Engineering (including Mining and Technology).	...	...	2	2	2
Commerce	For Men	...	3	4	4
	„ Women...	...	...	...	...
High Schools	For boys	...	340	347	379
	„ girls	...	89	91	101
Middle Schools:					
(i) English Middle Schools	For boys	...	401	450	472
	„ girls	...	60	70	64
(ii) Vernacular Middle Schools.	For boys	...	...	...	...
	„ girls	...	...	...	...
Primary Schools	For boys	...	18,119	17,664	16,758
	„ girls	...	1,728	1,773	1,768

			1942-43	1943-44	1944-45
Special Schools :					
Training Schools	...	For Men ...	36	37	31
		„ Women...	30	30	31
Adult Schools	...	For Men ...	920	825	670
		„ Women...	131	151	148
Schools for the Handicapped		For Men ...	11	11	11
		„ Women...	...	...	...
Other Special Schools	...	For Men ...	266	257	261
		„ Women...	59	65	63
Total No. of Recognised Institutions.	...	For Males ...	20,129	19,628	18,621
		„ Females...	2,098	2,181	2,175
Unrecognised Institutions	...	For Males ...	331	318	326
		„ Females...	24	27	31
Grand Total of all Institutions		For Males ...	20,460	19,946	18,947
		„ Females...	2,122	2,208	2,206

#### Students under instruction in Recognised Institutions

Research (Arts and Science)	...	Men ...	178	177	193
		Women ...	16	24	33
Post-graduate	...	Men ...	813	879	1,085
		Women ...	146	180	203
B.A. and B.Sc. Classes and 3-yr. Honours Classes.		Men ...	2,999	3,795	4,126
		Women ...	780	994	1,087
I.A. and I.Sc. Classes	...	Men ...	6,382	8,581	10,702
		Women ...	1,676	2,102	2,547
Professional Colleges :					
Education	...	Men ...	241	166	142
		Women ...	95	100	85
Engineering (including Mining and Technology).		...	379	404	491
Commerce	...	Men ...	1,161	2,092	2,805
		Women ...	21	34	55
Other Faculties	...	Men ...	2,198	2,965	2,538
		Women ...	214	256	290
High Stage	...	Boys ...	60,622	73,710	82,359
		Girls ...	14,599	18,727	20,675
Middle Stage	...	Boys ...	1,99,432	2,17,114	2,31,208
		Girls ...	55,227	62,932	68,235

			1942-43	1943-44	1944-45
Primary Stage	Boys	...	9,89,175	9,70,933	9,67,748
	Girls	...	4,03,389	4,08,255	4,26,159
Special Schools :					
Training Schools	Men	...	3,306	3,708	3,158
	Women	...	1,843	1,818	1,772
Adult Schools and Classes	Men	...	21,543	19,803	17,101
	Women	...	3,410	3,638	3,738
Schools for the handicapped	Boys	...	286	287	310
	Girls	...	75	70	73
Other Special Schools	Males	...	16,683	16,431	16,692
	Females	...	3,501	4,452	4,687
Total No. of Scholars in Recognised Institutions :					
	Males	...	13,05,097	13,20,461	13,40,656
	Females	...	4,84,993	5,03,586	5,29,639
Total No. of Scholars in Unrecognised Institutions :					
	Males	...	13,101	15,652	17,254
	Females	...	6,543	7,042	8,320
Percentage of Scholars in Recognised Institutions to Population :					
	Male	...	12.1	12.2	12.4
	Female	...	4.8	5.0	5.3
Percentage of Scholars in All Institutions to Total population :					
	Male	...	12.2	12.4	12.6
	Female	...	4.9	5.1	5.4
<i>Teachers in Primary Schools :</i>					
(i) Total	Men	...	37,709	37,786	37,496
	Women	...	7,686	8,412	9,045
(ii) Trained	Men	...	15,768	16,376	17,028
	Women	...	4,013	4,648	4,968
(iii) Certificated	Men	...	175	110	99
	Women	...	16	5	2
<i>Teachers in Middle Schools :</i>					
(i) Total	Men	...	1,425	1,608	1,618
	Women	...	401	390	346
(ii) Trained	Men	...	554	646	569
	Women	...	189	188	143
(iii) Certificated	Men	...	119	131	168
	Women	...	21	14	20

				1942-43	1943-44	1944-45
<i>Teachers in High Schools :</i>						
(i) Total	...	Men	...	6,326	6,597	7,313
		Women	...	1,733	1,554	1,831
(ii) Trained	...	Men	...	3,333	3,535	3,787
		Women	...	1,159	970	1,075
(iii) Certificated	...	Men	...	571	637	658
		Women	...	93	63	88
No. of Students passing B.A and B.Sc. (Pass and Honours) Examinations :						
		Men	...	1,189	1,569	1,618
		Women	...	343	426	477
No. of Students passing Matriculation or equivalent Examinations :						
		Boys	...	7,850	9,629	7,670
		Girls	...	1,792	2,418	1,795
				Rs.	Rs.	Rs.
<i>Total Expenditure (Direct &amp; Indirect) :</i>				(000)	(000)	(000)
From Government Funds	...	...	...	2,10,76	2,22,30	2,40,92
From Local Funds	...	..	...	17,58	20,33	22,15
From Municipal Funds	...	...	...	66,12	73,97	82,76
From Fees	...	...	...	1,38,60	1,64,33	1,97,62
From other sources (e.g., endowments, etc.).	...	...	...	61,18	67,61	73,25
Total	...	...	...	4,94,24	5,48,54	6,16,70
Expenditure on Institutions for Males (including indirect expenditure).	...	...	...	4,10,60	4,54,25	5,12,95
Expenditure on Institutions for Females (including indirect expenditure).	...	...	...	83,64	94,29	1,03,75

## C. P. &amp; BERAR

Area in square miles.—98,575

Population (1941-Census) ...	Males	84,30,282
	Females	83,33,302

		1943	1944
Estimated population in the mid-year.	Males ...	86,07,414	86,83,328
	Females ...	85,53,964	86,27,103

## Recognised Institutions (Number)

		1942-43	1943-44	1944-45
Universities	... ..	1	1	1
Arts and Science Degree Colleges.	For Men ... ,, Women...	10 1	10 1	11 1
Intermediate Colleges	For Men ... ,, Women...	... ...	... ...	... ...
Professional Colleges :				
Law	... ..	2	2	2
Medicine	... ..	...	...	...
Education	For Men ... ,, Women...	1 ...	1 ...	1 ...
Agriculture	... ..	1	1	1
Veterinary	... ..	...	...	...
Forestry	... ..	...	...	...
Engineering (including Mining and Technology).	... ..	1	1	1
Commerce	For Men ... ,, Women...	1 ...	1 ...	1 ...
High Schools	For Boys ... ,, Girls ...	122 23	123 23	126 26
Middle Schools :				
(i) English Middle Schools...	For Boys ... ,, Girls ...	232 50	236 51	245 54
(ii) Vernacular Middle Schools.	For Boys ... ,, Girls ...	387 35	377 37	378 37
Primary Schools	For Boys ... ,, Girls ...	4,650 500	4,514 501	4,505 503

			1942-43	1943-44	1944-45
<b>Special Schools :</b>					
Training Schools	... For Men	...	8	8	8
	,, Women...	...	7	7	7
Adult Schools	... For Men	...	17	22	22
	,, Women...	...	1	2	1
Schools for the Handicapped	For Men	...	2	2	2
	,, Women...	...	...	...	...
Other Special Schools	... For Men	...	16	17	17
	,, Women...	...	4	4	3
Total No. of Recognised Institutions,	For Men	...	5,453	5,317	5,322
	,, Women...	...	621	626	632
Unrecognised Institutions	... For Men	...	571	417	499
	,, Women...	...	74	74	60
Grand Total of all Institutions	For Men	...	6,024	5,734	5,821
	,, Women...	...	695	700	692

**Students under Instruction in Recognised Institutions.**

Research (Arts and Science)	Men	...	2	2	2
	Women	...	...	...	...
Post-graduate	... Wen	...	131	145	129
	Women	...	11	10	20
B.A. and B.Sc. Classes and 3-Yr. Honours Classes.	Men	...	977	1,004	1,065
	Women	...	116	177	203
I.A. and I.Sc. Classes	... Men	...	1,610	1,892	2,148
	Women	...	278	311	351
<b>Professional Colleges :</b>					
Education	... Men	...	106	93	82
	Women	...	15	20	20
Engineering	...	...	...	...	...
Commerce	...	...	197	311	397
Other Faculties	... Men	...	557	564	669
	Women	...	...	...	...
High Stage	... Boys	...	12,860	14,150	17,356
	Girls	...	2,014	2,245	2,562
Middle Stage	... Boys	...	33,418	35,190	38,235
	Girls	...	6,704	7,180	7,997

			1942-43	1943-44	1944-45
Primary Stage	...	Boys	3,59,961	3,46,151	2,48,386
	...	Girls	93,793	92,584	95,671
<b>Special Schools :</b>					
Training Schools	...	Men	620	698	787
	...	Women	294	307	291
Adult Schools and Classes	...	Men	793	1,011	863
	...	Women	314	334	291
Schools for the Handicapped	...	Men	55	51	51
	...	Women	3	2	4
Other Special Schools	...	Men	1,203	1,110	1,203
	...	Women	394	409	391
<b>Total No. of Scholars in Recognised Institutions :</b>					
	...	Males	4,12,490	4,02,372	4,17,775
	...	Females	1,03,926	1,03,879	1,09,711
<b>Total No. of Scholars in Unrecognised Institutions :</b>					
	...	Males	18,595	16,548	18,182
	...	Females	6,411	5,969	5,595
<b>Percentage of Scholars in Recognised Institutions to Population :</b>					
	...	Males	4.89	4.77	4.95
	...	Females	1.24	1.24	1.28
<b>Percentage of Scholars in all Institutions to Population :</b>					
	...	Males	5.11	4.97	5.02
	...	Females	1.32	1.31	1.35
<b>Teachers in Primary Schools :</b>					
(i) Total	...	Men	11,473	11,255	11,284
	...	Women	1,723	1,704	1,694
(ii) Trained	...	Men	7,446	7,490	7,245
	...	Women	1,155	1,162	1,156
(iii) Certificated	...	Men	584	591	553
	...	Women	42	92	96
<b>Teachers in Middle Schools :</b>					
(i) Total	...	Men	4,793	4,640	4,824
	...	Women	503	518	567
(ii) Trained	...	Men	3,492	3,331	3,294
	...	Women	317	336	343
(iii) Certificated	...	Men	187	191	243
	...	Women	45	56	25

				1942-43	1943-44	1944-45
<i>Teachers in High Schools :</i>						
(i) Total	...	Men	...	1,006	1,004	1,074
		Women	...	118	128	146
(ii) Trained	...	Men	...	532	523	529
		Women	...	67	70	75
(iii) Certificated	...	Men	...	161	158	188
		Women	...	10	26	25
No. of Students passing B.A. and B.Sc. (Pass and Honours) :						
		Men	...	406	453	377
		Women	...	64	91	94
No. of Students passing Matriculation or equivalent Examinations :						
		Boys	...	2,813	2,932	3,050
		Girls	...	485	528	685
				Rs.	Rs.	Rs.
				(000)	(000)	(000)
<i>Total Expenditure (Direct and Indirect) :</i>						
From Government Funds	...	...	...	49,98	52,04	58,66
From Local Funds	...	...	...	19,95	18,93	21,31
From Municipal Funds	...	...	...	15,27	16,89	19,57
From Fees	...	...	...	25,81	28,11	33,71
From other sources (e.g., endowments, etc.)	...	...	...	12,79	12,29	12,77
Total	...	...	...	1,23,80	1,28,27	1,46,02
Expenditure on Institutions for Males (including in- direct expenditure).	...	...	...	1,08,59	1,10,88	1,25,69
Expenditure on Institutions for Females (including in- direct expenditure).	...	...	...	15,21	17,39	20,33



## MADRAS

Area in square miles.—126,166

Population (1941-Census) ... Males ... 2,45,57,143  
 ... Female ... 2,47,84,667

		1943	1944
Estimated Population in the mid-year.	Male	2,50,74,353	2,53,43,989
	Female	2,52,53,146	2,55,00,851

	1942-43	1943-44	1944-45
--	---------	---------	---------

## Recognised Institutions (Number)

Universities	...	...	3	3	3
Arts and Science Degree Colleges.	For Men	...	45	46	49
	„ Women	...	7	7	7
Intermediate Colleges	For Men	...	14	14	11
	„ Women	...	...	...	1
Professional Colleges :					
Law	...	...	1	1	1
Medicine	...	...	4	4	4
Education	For Men	...	3	3	3
	„ Women	...	2	3	3
Agriculture	...	...	1	1	1
Veterinary	...	...	1	1	1
Forestry	...	...	...	...	...
Engineering (Including Mining & Technology).	...	...	2	2	3
High Schools	For boys	...	412	425	444
	„ girls	...	100	104	117
Middle Schools :					
English Middle Schools	For boys	...	170	169	177
	„ girls	...	53	60	62
Vernacular Middle Schools	For boys	...	...	...	...
	„ girls	...	...	...	...
Primary Schools	For boys	...	32,838	32,228	31,849
	„ girls	...	4,252	4,186	4,186

			1942-43	1943-44	1944-45
Special Schools :					
Training Schools	... For Men ...		75	71	72
	.. Women...		70	72	72
Adult Schools	... For Men ...		6	3	11
	.. Women...		2	1	...
Schools for the Handicapped	For Men ...		10	12	12
	.. Women...		2	2	2
Other Special Schools	... For Men ...		409	377	362
	.. Women...		42	46	49
Total Number of Recognised Institutions.	For Males ...		33,993	33,359	33,002
	.. Females...		4,531	4,482	4,500
Unrecognised Institutions : ...	For Males ...		232	201	257
	.. Females...		6	3	2
Grand Total of All Institutions.	For Males ...		34,225	33,560	33,259
	.. Females ..		4,537	4,485	4,502

#### Students under Instruction in Recognized Institutions

Research (Arts and Science)	Men	...	...	...	...
	Women	...	...	...	...
Post-graduates	... Men	...	189	152	204
	... Women	...	41	50	61
B.A. and B.Sc. Classes and three-year Honours Classes.	Men	...	6,311	6,889	7,113
	Women	...	634	703	783
I.A. and I.Sc. Classes	... Men	...	12,097	13,224	15,959
	... Women	...	1,294	1,508	1,894
Professional Colleges :					
Education	... Men	...	312	285	233
	... Women	...	99	122	139
Engineering	...	...	425	486	531
Other Faculties	... Men	...	1,672	1,820	2,075
	... Women	...	287	353	415
High Stage	... Boys	...	80,694	87,296	95,426
	... Girls	...	10,542	12,153	13,922
Middle Stage	... Boys	...	2,09,522	2,20,691	2,39,540
	... Girls	...	59,983	65,580	70,963
Primary Stage	... Boys	...	18,61,093	18,23,240	18,51,202
	... Girls	...	11,10,501	10,96,972	11,15,497

				1942-43	1943-44	1944-45
<b>Special Schools :</b>						
Training Schools	...	Men	...	8,970	7,987	7,722
	...	Women	...	4,443	4,325	4,456
Adult Schools and Classes	...	Men	...	202	84	309
	...	Women	...	43	4	16
Schools for the handicapped...	...	Boys	...	321	332	377
	...	Girls	...	239	265	290
Other Special Schools	...	Males	...	19,253	19,592	17,845
	...	Females	...	2,712	3,027	3,240
<b>Total Number of Scholars in Recognised Institutions :</b>						
	...	Males	...	22,01,076	21,82,075	22,38,536
	...	Females	...	11,90,823	11,85,065	12,11,676
<b>Total Number of Scholars in Unrecognised Institutions :</b>						
	...	Males	...	7,492	6,497	8,378
	...	Females	...	775	484	1,233
<b>Percentage of Scholars in Recognised Institutions to Population :</b>						
	...	Male	...	9.0	8.9	9.1
	...	Female	...	4.8	4.8	4.9
<b>Percentage of Scholars in All Institutions to Population :</b>						
	...	Male	...	9.0	8.9	9.1
	...	Female	...	4.8	4.8	4.9
<b>Teachers in Primary Schools :</b>						
(i) Total	...	Men	...	85,655	83,266	82,836
	...	Women	...	20,373	21,442	22,596
(ii) Trained	...	Men	...	79,405	77,777	77,581
	...	Women	...	19,112	20,082	21,058
(iii) Certificated	...	Men	...	1,538	1,499	1,541
	...	Women	...	310	335	575
<b>Teachers in Middle Schools :</b>						
(i) Total	...	Men	...	1,465	1,517	1,687
	...	Women	...	517	539	532
(ii) Trained	...	Men	...	1,294	1,341	1,470
	...	Women	...	472	490	474
(iii) Certificated	...	Men	...	15	14	28
	...	Women	...	15	10	24

				1942-43	1943-44	1944-45
<b>Teachers in High Schools :</b>						
(i) Total	...	Men	...	10,001	10,696	11,434
		Women	...	1,822	1,916	2,181
(ii) Trained	...	Men	...	8,874	9,491	10,067
		Women	...	1,654	1,724	1,918
(iii) Certificated	...	Men	...	178	205	277
		Women	...	46	61	95
No. of Students passing B.A. and B.Sc. (Pass and Honours) Examinations:						
		Men	...	2,195	2,636	2,944
		Women	...	253	319	396
No. of Students passing Matriculation or equivalent Examinations:						
		Boys	...	24,405	25,797	27,408
		Girls	...	2,473	2,772	3,015
<b>Total Expenditure (Direct &amp; Indirect) :</b>						
				Rs.	Rs.	Rs.
				(000)	(000)	(000)
From Government Funds	...	...	...	3,15,69	3,41,83	3,90,87
From Local Funds	...	...	...	63,50	66,75	1,07,67
From Municipal Funds	...	...	...	29,06	29,90	30,37
From Fees	...	...	...	1,38,73	1,82,14	1,78,87
From other sources (e.g., endowments, etc.).	...	...	...	1,06,27	1,01,92	1,23,83
Total	...	...	...	6,53,25	7,22,54	8,31,61
Expenditure on Institutions for Males (including in- direct expenditure).	...	...	...	5,35,60	5,72,91	6,80,73
Expenditure on Institutions for Females (including in- direct expenditure).	...	...	...	1,17,65	1,49,63	1,50,88

## N. W. F. P.

Area in square miles :—14,263.

Population (1941-Census) ...	Males ...	16,51,214
	Females ...	13,86,853

		1943	1944
Estimated population in the mid-year.	Males ...	17,03,140	17,38,380
	Females ...	14,23,568	14,50,598

## Recognised Institutions (Number)

		1942-43	1943-44	1944-45
Universities	...	...	...	...
Arts and Science Degree Colleges.	For Men ...	3	3	5
	„ Women ...	1	1	1
Intermediate Colleges	For Men ...	...	...	...
	„ Women ..	...	...	...
Professional Colleges :				
Law	...	...	...	...
Medicine	...	...	...	...
Education	For Men ...	...	...	...
	„ Women...	...	...	...
Agriculture	...	...	...	...
Veterinary	...	...	...	...
Forestry	...	...	...	...
Engineering (including Mining and Technology).	...	...	...	...
High Schools	For boys ...	42	44	47
	„ girls ...	5	5	6
Middle Schools :				
(i) English Middle Schools	For boys ...	32	33	30
	„ girls ...	10	10	10
(ii) Vernacular Middle Schools.	For boys ...	192	188	194
	„ girls ...	22	23	23
Primary Schools	For boys ...	745	737	733
	„ girls ...	169	167	168

			1942-43	1943-44	1944-45
<b>Special Schools :</b>					
Training Schools	... For Men	...	1	1	1
	„ Women...	...	1	1	1
Adult Schools	... For Men	...	...	...	...
	„ Women...	...	...	...	...
Schools for the Handicapped	For Men	...	...	...	...
	„ Women...	...	...	...	...
Other Special Schools	... For Men	...	...	...	...
	„ Women...	...	...	...	...
Total No. of Recognised Institutions.	For Men	...	1,015	1,006	1,010
	„ Women...	...	208	207	209
Unrecognised Institutions	... For Men	...	60	101	74
	„ Women...	...	17	18	26
Grand Total of all Institutions.	For Men	...	1,075	1,107	1,084
	„ Women...	...	225	225	235

**Students under instruction in Recognised Institutions.**

Research (Arts & Science)	... Men	...	...	...	...
	Women	...	...	...	...
Post-graduate	... Men	...	...	...	...
	Women	...	...	...	...
B.A. and B.Sc. Classes and 3-Yr. Honours Classes.	Men	...	264	262	266
	Women	...	10	10	1
I.A. and I.Sc. Classes	... Men	...	642	610	801
	Women	...	12	12	59
<b>Professional Colleges :</b>					
Education	... Men	...	28	45	103
	Women	...	...	...	61
Engineering	...	...	...	...	...
Other Faculties	... Men	...	...	...	...
	Women	...	...	...	...
High Stage	... Boys	...	3,291	3,650	3,776
	Girls	...	177	218	259
Middle Stage	... Boys	...	16,140	18,362	13,298
	Girls	...	2,706	3,082	2,106

			1942-43	1943-44	1944-45
Primary Stage	Boys	...	71,337	72,426	81,998
	Girls	...	18,648	18,997	21,022
<b>Special Schools :</b>					
Training Schools	Men	...	112	104	103
	Women	...	62	62	61
Adult Schools and Classes	Boys	...	...	...	...
	Girls	...	...	...	...
Other Special Schools	Males	...	...	...	...
	Females	...	...	...	...
<b>Total No. of Scholars in Recognised Institutions :</b>					
	Males	...	91,814	95,459	1,00,290
	Females	...	21,615	22,381	23,508
<b>Total No. of Scholars in Unrecognised Institutions .</b>					
	Males	...	1,444	1,940	2,166
	Females	...	585	721	741
<b>Percentage of Scholars in Recognised Institutions to Population :</b>					
	Males	...	5.6	5.8	6.1
	Females	...	1.6	1.6	1.7
<b>Percentage of Scholars in all Institutions to Total Population :</b>					
	Male	...	5.7	5.9	6.2
	Female	...	1.6	1.7	1.7
<b>Teachers in Primary Schools :</b>					
(i) Total	Men	...	1,233	1,232	1,226
	Women	...	390	377	388
(ii) Trained	Men	...	734	744	692
	Women	...	212	182	185
(iii) Certificated	Men	...	104	71	102
	Women	...	5	3	4
<b>Teachers in Middle Schools :</b>					
(i) Total	Men	...	1,235	1,255	1,252
	Women	...	295	311	309
(i) Trained	Men	...	862	896	878
	Women	...	170	187	167
(i) Certificated	Men	...	63	62	74
	Women	...	3	4	2

			1942-43	1943-44	1944-45
<i>Teachers in High Schools :</i>					
(i) Total	...	Men ...	797	803	877
		Women ...	62	66	84
(ii) Trained	...	Men ...	581	572	612
		Women ...	51	56	76
(iii) Certificated	...	Men ...	103	97	110
		Women ...	5	4	3
No. of Students passing B.A. and B.Sc. (Pass and Honours) Examinations:					
		Men ...	59	64	86
		Women ...	2	2	3
No. of Students passing Matriculation or equivalent Examinations:					
		Boys ...	1,107	1,497	1,403
		Girls ...	53	143	178
<i>Total Expenditure (Direct and Indirect) :</i>					
			Rs. (000)	Rs. (000)	Rs. (000)
From Government Funds	...	...	23,28	24,06	25,90
From Local Funds	...	...	1,05	1,19	1,32
From Municipal Funds	...	...	2,97	3,10	3,65
From Fees	...	...	4,71	5,43	6,32
From other sources (e.g. endowments, etc.)	...	...	2,83	5,29	5,08
Total	...	...	34,84	39,07	42,27
Expenditure on Institutions for Males (including indirect expenditure).					
	...	...	28,52	32,71	35,33
Expenditure on Institutions for Females (including indirect expenditure).					
	...	...	6,32	6,36	6,94



## ORISSA

Area in square miles.—32,198.

Population (1941—Census) ... Males ... 42,18,121  
 Females ... 45,10,423

		1943	1944
Estimated population in the mid-year.	Males	36,60,307	36,60,307
	Females	39,49,125	39,49,125

## Recognised Institutions (Number)

		1942-43	1943-44	1944-45
Universities		...	1	1
Arts and Science Degree Colleges.	For Men ...	2	2	5
	„ Women...	...	...	...
Intermediate Colleges	For Men ...	1	1	5
	„ Women...	1	1	1
Professional Colleges :				
Law		...	...	...
Medicine		...	...	1
Education	For Men ...	1	1	1
	„ Women...	...	...	...
Agriculture		...	...	...
Veterinary		...	...	...
Forestry		...	...	...
Engineering (including Mining and Technology).		...	...	...
High Schools :	For Boys ...	49	52	58
	„ Girls ...	3	5	5
Middle Schools :				
(i) English Middle Schools	For Boys ...	151	159	167
	„ Girls ...	6	7	13
(ii) Vernacular Middle Schools.	For Boys ...	63	59	60
	„ Girls ...	8	5	3
Primary Schools	For Boys ...	6,680	6,534	6,368
	„ Girls ...	281	265	225

		1942-43	1943-44	1944-45
Special Schools :				
Training Schools	... For Men ...	15	14	14
	,, Women...	3	3	3
Adult Schools	... For Men ...	2	2	...
	,, Women...	...	...	...
Schools for the Handicapped	For Men ...	1	1	1
	,, Women ...	...	...	...
Other Special Schools	... For Men ...	134	132	133
	,, Women...	2	2	2
Total No. of Recognised Institutions.	For Men ...	7,099	6,958	6,814
	,, Women...	304	288	252
Unrecognised Institutions	... For Men ...	741	698	761
	,, Women...	6	6	4
Grand Total of all Institutions	For Men ...	7,840	7,656	7,575
	,, Women...	310	294	256

#### Students under Instruction in Recognised Institutions.

Research (Arts and Science)...	Men ...	...	...	...
	Women ...	...	...	...
Post-graduate	... Men ...	4	12	15
	Women ...	...	...	...
B.A. and B.Sc. Classes and 3 Yr. Honours Classes.	Men ...	303	347	409
	Women ...	7	12	18
I.A. and I.Sc. Classes	... Men ...	825	948	1,689
	Women ...	29	72	113
Professional Colleges: Education	... Men ...	30	23	16
	Women ...	1	2	1
Engineering	...	...	...	...
Commerce	...	...	...	...
Other Faculties	... Men ...	61	68	101
	Women ...	...	...	...
High Stage	... Boys ...	5,250	5,887	6,220
	Girls ...	282	334	400
Middle Stage	... Boys ...	13,477	14,537	14,054
	Girls ...	1,005	1,155	1,203

			1942-43	1943-44	1944-45
Primary Stage	...	Boys	1,44,977	1,38,222	1,29,269
	...	Girls	36,175	36,239	32,945
<b>Special Schools:</b>					
Training Schools	...	Men	563	515	474
	...	Women	47	46	53
Adult Schools and Classes	...	Men	84	83	...
	...	Women	...	...	...
Schools for the Handicapped	...	Men	3	4	5
	...	Women	...	1	...
Other Special Schools	...	Men	3,254	3,043	2,912
	...	Women	75	64	59
<b>Total No. of Scholars in Recognised Institutions:</b>					
	...	Males	2,49,291	2,36,203	2,25,339
	...	Females	68,205	66,357	61,896
<b>Total No. of Scholars in Unrecognised Institutions :</b>					
	...	Males	13,697	12,087	13,982
	...	Females	2,843	2,529	3,502
<b>Percentage of Scholars in Recognised Institutions to Population :</b>					
	...	Males	5.91	5.59	...
	...	Females	1.5	1.5	...
<b>Percentage of Scholars in all Institutions to Population :</b>					
	...	Males	6.23	5.89	...
	...	Females	1.56	1.53	...
<b>Teachers in Primary Schools :</b>					
(i) Total	...	Men	10,788	10,458	10,189
	...	Women	220	223	219
(ii) Trained	...	Men	6,120	6,062	5,780
	...	Women	179	178	176
(iii) Certificated	...	Men	6	7	8
	...	Women	...	...	...
<b>Teachers in Middle Schools :</b>					
(i) Total	...	Men	1,160	1,181	1,214
	...	Women	96	77	96
(ii) Trained	...	Men	805	809	803
	...	Women	87	68	85
(iii) Certificated	...	Men	69	88	86
	...	Women	1	...	...

				1942-43	1943-44	1944-45
<i>Teachers in High Schools: :</i>						
(i) Total	...	Men	...	716	743	804
		Women	...	51	77	78
(ii) Trained	...	Men	...	455	466	481
		Women	...	41	64	63
(iii) Certificated	...	Men	...	50	60	48
		Women	...	3	3	4
 No. of Students passing B.A. and B.Sc. (Pass and Honours) :						
		Men	...	97	287	170
		Women	...	2	6	8
 No. of Students passing Matriculation or equivalent examinations :						
		Boys	...	1,226	2,051	1,500
		Girls	...	40	77	74
 <i>Total Expenditure (Direct and Indirect) :</i>						
				Rs. (000)	Rs. (000)	Rs. (000)
From Government Funds	...	...	...	27,67	28,58	32,02
From Local Funds	...	...	...	2,76	2,73	2,87
From Municipal Funds	...	...	...	41	43	48
From Fees	...	...	...	8,10	9,28	12,66
From other sources (e.g. endowments, etc.).	...	...	...	4,94	5,30	6,97
Total	...	...	...	43,88	46,32	55,00
Expenditure on Institutions for Males (including indirect expenditure).	...	...	...	40,51	42,61	50,78
Expenditure on Institutions for Females (including indirect expenditure).	...	...	...	3,37	3,71	4,22

## PUNJAB

Area in square miles :—99,089

Population (1941—Census) ... Males ... 15,383,656  
 Females ... 13,035,163

		1943	1944
Estimated population in	Males	1,59,43,709	1,61,93,440
the mid-year.	Females	13,561,245	13,794,250

## Recognised Institutions, (Number).

		1942-43	1943-44	1944-45
Universities	...	1	1	1
Arts and Science Degree Colleges.	For Men ...	31	31	35
	„ Women...	5	6	8
Intermediate Colleges	For Men ...	6	6	9
	„ Women...	1	2	...
Professional Colleges :				
Law	...	1	1	1
Commerce	...	1	1	1
Medicine	...	3	5	5
Education	For Men ...	2	2	2
	„ Women...	8	8	8
Agriculture	...	1	1	1
Veterinary	...	1	1	1
Forestry	...	...	...	...
Engineering (including Mining and Technology).	...	1	1	1
High Schools :	For Boys ...	399	408	445
	„ Girls ...	59	60	70
Middle Schools:				
(i) English Middle Schools	For Boys ...	208	197	185
	„ Girls ...	30	30	23
(ii) Vernacular Middle Schools.	For Boys ...	2,772	2,790	2,786
	„ Girls ...	217	228	234
Primary Schools :	For Boys ...	6,211	6,206	6,230
	„ Girls ...	2,216	2,237	2,270

			1942-43	1943-44	1944-45
<b>Special Schools:</b>					
Training Schools	... For Men	...	9	8	9
	,, Women	...	32	18	16
Adult Schools	... For Men	...	148	123	84
	,, Women	...	2	4	...
Schools for the Handicapped	For Men	...	2	2	2
	,, Women	...	...	...	...
Other Special Schools	... For Men	...	69	56	56
	,, Women	...	28	28	26
Total No. of Recognised Institutions.	For Men	...	9,865	9,839	9,853
	,, Women	...	2,599	2,622	2,656
Unrecognised Institutions	... For Men	...	4,034	3,779	3,634
	,, Women	...	2,849	2,904	2,387
Grand Total of all Institutions.	For Men	...	13,899	13,618	13,487
	,, Women	...	5,448	5,526	5,043

**Students under Instruction in Recognised Institutions.**

Research (Arts and Science)	Men	...	9	18	16
	Women	...	...	...	...
Post-graduate	... Men	...	623	546	642
	Women	...	69	87	84
B.A. and B.Sc. Classes and 3 Yr. Honours Classes.	Men	...	4,606	5,153	5,741
	Women	...	553	645	709
I.A. and I.Sc. Classes	... Men	...	10,790	11,901	14,435
	Women	...	1,082	1,273	1,431
<b>Professional Colleges:</b>					
Education	... Men	...	191	201	193
	Women	...	369	376	372
Engineering	... Men	...	323	339	379
Commerce	... Men	...	144	160	187
	Women	...	...	...	...
Other Faculties	... Men	...	1,235	1,678	1,835
	Women	...	343	435	450
High Stage	... Boys	...	39,004	44,426	51,083
	Girls	...	2,502	2,900	3,382
Middle Stage	... Boys	...	1,43,025	1,59,608	1,81,072
	Girls	...	18,957	21,070	23,041

				1942-43	1943-44	1944-45		
Primary Stage	...	Boys	...	7,49,395	7,73,617	7,95,766		
	...	Girls	...	2,12,506	1,89,733	1,91,553		
<b>Special Schools:</b>								
Training Schools	...	Men	...	741	692	864		
	...	Women	...	771	511	594		
Adult Schools and Classes	...	Men	...	4,809	3,661	2,383		
	...	Women	...	37	87	...		
Schools for the Handicapped	...	Men	...	80	76	72		
	...	Women	...	...	...	...		
Other Special Schools	...	Men	...	861	*215	3,376		
	...	Women	...	3	2	1,925		
<b>Total No. of Scholars in Recognised Institutions :</b>								
				Males	...	10,44,884	10,85,835	11,41,112
				Females	...	2,38,999	2,45,329	2,53,528
<b>Total No. of Scholars in Unrecognised Institutions :</b>								
				Males	...	88,289	83,086	79,668
				Females	...	64,199	64,763	61,210
<b>Percentage of Scholars in Recognised Institutions to Population :</b>								
				Males	...	6.79	7.06	7.42
				Females	...	1.83	1.88	1.94
<b>Percentage of Scholars in all Institutions to Population :</b>								
				Males	...	7.37	7.60	7.94
				Females	...	2.33	2.37	2.42
<b>Teachers in Primary Schools :</b>								
(i) Total	...	Men	...	12,419	12,603	12,469		
	...	Women	...	4,351	4,404	4,506		
(ii) Trained	...	Men	...	9,993	9,861	9,405		
	...	Women	...	3,100	3,127	3,080		
(iii) Certificated	...	Men	...	638	645	630		
	...	Women	...	87	177	164		
<b>Teachers in Middle Schools :</b>								
(i) Total	...	Men	...	15,087	15,012	14,887		
	...	Women	...	2,047	2,184	2,217		
(ii) Trained	...	Men	...	13,476	13,070	12,637		
	...	Women	...	1,668	1,798	1,791		
(iii) Certificated	...	Men	...	380	353	422		
	...	Women	...	78	67	54		

\*Military Schools at Jullundur and Jhelum not included.

				1942-43	1943-44	1944-45
<i>Teachers in High Schools :</i>						
(i) Total	...	Men	...	7,685	7,973	8,624
		Women	...	857	904	1,071
(ii) Trained	...	Men	...	6,512	6,617	6,988
		Women	...	778	829	946
(iii) Certificated	...	Men	...	589	581	645
		Women	...	22	26	45
No. of Students passing B.A. and B.Sc. (Pass and Honours) :						
		Men	...	2,270	1,684	2,332
		Women	...	457	357	455
No. of Students passing Matriculation or equivalent examinations :						
		Boys	...	15,534	19,303	19,875
		Girls	...	2,216	2,898	3,162
<i>Total Expenditure (Direct and Indirect) :</i>						
				Rs.	Rs.	Rs.
				(000)	(000)	(000)
From Government Funds	...	...	...	1,74,84	2,02,55	2,23,03
From Local Funds	...	...	...	33,73	30,94	36,47
From Municipal Funds	...	...	...	20,21	24,14	24,53
From Fees	...	...	...	1,09,36	1,20,01	1,38,34
From other sources (e.g., endowments, etc.)	...	...	...	39,45	47,99	59,00
Total	...	...	...	3,77,59	4,25,63	4,81,37
Expenditure on Institutions for Males (including indirect expenditure).	...	...	...	3,21,21	3,62,43	4,08,03
Expenditure on Institutions for Females (including indirect expenditure).	...	...	...	56,38	63,20	73,34



## SIND

Area in square miles :—48,136

Population (1941—Census) ...	Males ...	2,494,190
	Females ...	2,040,818

		1943	1944
Estimated population in the mid-year.	Males ...	2,549,549	2,580,088
	Females ...	2,117,171	2,150,713

## Recognised Institutions (Number).

		1942-43	1943-44	1944-45
Universities	...	...	...	...
Arts and Science Degree Colleges.	For Men ...	3	4	4
	„ Women...	...	...	...
Intermediate Colleges	For Men ...	...	...	...
	„ Women...	...	...	...
Professional Colleges:				
Law	...	1	1	1
Medicine	...	...	...	...
Education	For Men ...	...	...	...
	„ Women...	...	...	...
Agriculture	...	1	1	1
Veterinary	...	...	...	...
Forestry	...	...	...	...
Commerce	...	...	...	...
Engineering (including Mining and Technology).	...	1	1	1
High Schools	For Boys ...	57	58	63
	„ Girls ...	18	21	21
Middle Schools:				
(i) English Middle Schools	For Boys ...	123	131	133
	„ Girls ...	11	9	9
(ii) Vernacular Middle Schools.	For Boys ...	...	...	...
	„ Girls ...	...	...	...
Primary Schools	For Boys ...	2,272	2,242	2,235
	„ Girls ...	395	390	384

			1942-43	1943-44	1944-45
Special Schools:					
Training Schools	... For Men	...	2	1	1
	... „ Women...	...	6	6	6
Adult Schools	... For Men	...	16	17	16
	... „ Women...	...	...	...	...
Schools for the Handicapped	For Men	...	1	1	1
	„ Women...	...	...	...	...
Other Special Schools	For Men	...	12	12	62
	„ Women..	...	6	6	5
Total No. of Recognised Institutions.	For Men	...	2,489	2,469	2,518
	„ Women...	...	436	432	425
Unrecognised Institutions	For Men	...	592	638	564
	„ Women ..	...	55	58	45
Grand Total of all Institutions	For Men	...	3,081	3,107	3,082
	„ Women...	...	491	490	470

**Students under Instruction in Recognised Institutions.**

Research (Arts and Science)...	Men	...	...	...	...
	Women	...	...	...	...
Post-graduate	Men	...	70	113	140
	Women	...	24	18	23
B.A. and B.Sc. Classes and 3 Yr. Honours Classes.	Men	...	448	554	616
	Women	...	116	137	144
I.A. and I.Sc. Classes	Men	...	1,165	1,495	1,801
	Women	...	271	382	427
Professional Colleges					
Education	Men	...	...	...	...
	Women	...	...	...	...
Engineering	...	...	192	199	202
Other Faculties	Men	...	196	220	227
	Women	...	2	1	5
High Stage	Boys	...	6,163	6,661	7,038
	Girls	...	1,562	1,761	1,955
Middle Stage	Boys	...	16,308	18,249	19,986
	Girls	...	3,851	4,761	5,394

				1942-43	1943-44	1944-45
Primary Stage:	...	Boys	...	1,27,670	1,32,209	1,34,710
		Girls	...	48,479	52,643	52,329
<i>Special Schools :</i>						
Training Schools	...	Men	...	366	205	209
		Women	...	243	210	167
Adult Schools and Classes	...	Males	...	434	548	447
		Females	...	4	10	4
Schools for the handicapped...		Males	...	27	6	7
		Females	...	...	...	...
Other Special Schools	...	Males	...	815	829	1,763
		Females	...	394	373	501
Total No. of Scholars in Recognised Institutions :						
		Males	...	1,53,854	1,61,288	1,67,142
		Females	...	54,946	59,296	60,945
Total No. of Scholars in Unrecognised Institutions :						
		Males	...	8,004	8,452	6,743
		Females	...	3,015	2,930	2,300
Percentage of Scholars in Recognised Institutions to Population :						
		Male	...	6.8	7.1	7.3
		Female	...	2.0	2.2	2.2
Percentage of Scholars in all Insitutions to Population :						
		Male	...	7.2	7.5	7.7
		Female	...	2.0	2.3	2.3
<i>Teachers in Primary Schools :</i>						
(i) Total	...	Men	...	5,669	5,550	5,570
		Women	...	1,158	1,173	1,312
(ii) Trained	...	Men	...	2,308	2,443	2,561
		Women	...	438	458	566
(iii) Certificated	...	Men	...	170	104	70
		Women	...	46	29	39
<i>Teachers in Middle Schools :</i>						
(i) Total	...	Men	...	367	381	369
		Women	...	46	49	68
(ii) Trained	..	Men	...	11	79	9
		Women	...	8	6	4
(iii) Certificated	...	Men	...	134	170	117
		Women	...	2	13	6

				1942-43	1943-44	1944-45
<i>Teachers in High Schools :</i>						
(i) Total	...	Men	...	759	851	928
		Women	...	183	227	277
(ii) Trained	...	Men	...	157	287	154
		Women	...	20	37	26
(iii) Certificated	...	Men	...	291	288	321
		Women	...	45	57	64
No. of Students passing B.A. and B.Sc. (Pass and Honours) Examination :						
		Men	...	174	198	213
		Women	...	48	56	50
No. of Students passing Matriculation or equivalent Examination :						
		Boys	...	1,072	1,277	700
		Girls	...	239	274	171
<i>Total Expenditure (Direct and Indirect) :</i>						
				Rs. (000)	Rs. (000)	Rs. (000)
From Government Funds	...	...	...	33,57	35,81	48,89
From Local Funds	...	...	...	6,67	7,86	7,91
From Municipal Funds	...	...	...	9,44	8,98	10,64
From Fees	...	...	...	16,49	18,32	21,97
From other sources (e.g. endowments, etc.).	...	...	...	8,15	9,44	8,34
Total	....	...	...	74,32	80,41	97,75
Expenditure on Institutions for Males (including indirect expenditure).	...	...	...	61,33	65,72	81,01
Expenditure on Institutions for Females (including indirect expenditure).	...	...	...	12,99	14,69	16,74

## UNITED PROVINCES

Area in square miles.—106,247

Population (1941—Census) ... Males ... 2,8,860,214  
 Females ... 2,6,160,403

		1943	1944
Estimated population in mid-year.	Males	2,9657,135	2,9998,672
	Females	2,6906,320	2,7225,997

## Recognised Institutions (Number).

		1942-43	1943-44	1944-45
Universities	...	5	5	5
Arts and Science Degree Colleges.	For Men ... ,, Women ..	10 2	10 2	10 2
Intermediate Colleges	For Men ... ,, Women...	63 12	71 12	82 15
Professional Colleges:				
Law	...	...	...	...
Medicine	...	1	1	1
Education	For Men ... ,, Women...	6 1	6 1	5 2
Agriculture	...	3	3	3
Veterinary	...	...	...	...
Forestry	...	2	2	2
Commerce	...	...	...	...
Engineering (including Mining and Technology).	...	1	1	1
High Schools:	For Boys ... ,, Girls ...	242 55	241 56	251 61
Middle Schools:				
(i) English Middle Schools	For Boys ... ,, Girls ...	118 77	112 80	122 82
(ii) Vernacular Middle Schools.	For Boys ... ,, Girls ...	913 347	974 372	1,017 388
Primary Schools	For Boys ... ,, Girls ...	18,039 1,588	17,748 1,527	17,710 1,495
Special Schools:				
Training Schools	For Men ... ,, Women...	30 29	32 30	35 29

			1942-43	1943-44	1944-45
Adult Schools	...	For Men ...	1,422	1,574	1,675
		„ Women...	60	53	59
Schools for the Handicapped	...	For Men ...	6	5	5
		„ Women...	1	1	1
Other Special Schools	...	For Men ...	398	369	381
		„ Women...	7	7	7
Total No. of Recognised Institutions.	...	For Men ...	21,260	21,155	21,306
		„ Women...	2,179	2,141	2,141
Unrecognised Institutions	...	For Men ...	1,441	1,369	1,228
		„ Women...	141	130	138
Grand Total of all Institutions.	...	For Men ...	22,701	22,524	22,534
		„ Women...	2,320	2,271	2,279

#### Students under Instruction in Recognised Institutions.

Research (Arts and Science)...	Men	...	194	249	181
	Women	...	5	19	16
Post-graduate	Men	...	1,709	1,841	2,096
	Women	...	127	157	199
B.A. and B.Sc. Classes and 3 Yr. Honours Classes.	Men	...	5,313	5,710	6,400
	Women	...	439	483	508
I.A. and I.Sc. Classes	Men	...	10,447	11,534	13,148
	Women	...	864	954	1,255
Professional Colleges:					
Education	Men	...	578	562	525
	Women	...	123	112	156
Engineering (including Mining and Technology).		...	1,230	1,371	1,637
Commerce		...	2,245	2,623	3,207
Other Faculties	Men	...	3,090	3,266	3,819
	Women	...	46	53	70
High Stage	Boys	...	31,048	33,257	36,442
	Girls	...	2,052	2,266	2,614
Middle Stage	Boys	...	1,24,406	1,29,801	1,41,748
	Girls	...	11,643	12,915	1,3884

				1942-43	1943-44	1944-45
Primary Stage	...	Boys	...	7,70,222	7,38,559	7,53,809
		Girls	...	1,22,243	12,5,257	1,31,398
<b>Special Schools:</b>						
Training Schools	...	Men	...	1,269	1,264	1,254
		Women	...	823	783	757
Adult Schools and Classes	...	Men	...	46,292	47,642	49,320
		Women	...	1,184	1,622	1,764
Schools for the handicapped...		Males	...	83	87	76
		Females	...	58	62	63
Other Special Schools	...	Males	...	15,721	14,846	14,561
		Females	...	652	732	617
<b>Total No. of Scholars in Recognised Institutions :</b>						
		Males	...	14,69,963	14,61,441	15,19,772
		Females	...	2,63,044	2,64,042	2,78,902
<b>Total No. of Scholars in Unrecognised Institutions :</b>						
		Males	...	53,322	47,549	51,221
		Females	...	7,535	7,340	7,408
<b>Percentage of of Scholars in Recognised Institutions to Population :</b>						
		Males	...	5'1	5'1	5'2
		Females	...	1'0	1'0	1'1
<b>Percentage of Scholars in all Institutions to Population :</b>						
		Males	...	5'3	5'2	5'4
		Females	...	1'0	1'0	1'1
<b>Teachers in Primary Schools :</b>						
(i) Total	...	Men	...	38,665	38,234	38,574
		Women	...	2,691	2,752	2,644
(ii) Trained	...	Men	...	29,718	29,379	29,303
		Women	...	697	762	816
(iii) Certificated	...	Men	...	2,389	2,066	1,940
		Women	...	827	1,007	925
<b>Teachers in Middle Schools :</b>						
(i) Total	...	Men	...	5,830	5,907	6,168
		Women	...	2,860	3,203	3,331
(ii) Trained	...	Men	...	4,846	5,001	5,118
		Women	...	1,809	2,098	2,151
(iii) Certificated	...	Men	...	324	329	259
		Women	...	350	539	555

				1942-43	1943-44	1944-45
<i>Teachers in High Schools :</i>						
(i) Total	...	Men	...	6,609	6,618	6,863
		Women	...	1,148	1,192	1,338
(ii) Trained	...	Men	...	3,569	3,545	3,697
		Women	...	770	797	927
(iii) Certificated	...	Men	...	1,207	1,117	1,035
		Women	...	200	221	227
No. of Students passing B.A. and B.Sc. (Pass and Honours) Examination :						
		Men	...	2,629	2,863	2,883
		Women	...	253	329	337
No. of students Matriculation or equivalent Examinations :						
		Boys	...	11,485	13,173	14,108
		Girls	...	1,239	1,422	1,630
<i>Total Expenditure (Direct and Indirect) :</i>						
				Rs.	Rs.	Rs.
				(000)	(000)	(000)
From Government Funds	...	...	...	2,32,41	2,37,33	2,47,43
From Local Funds	...	...	...	32,05	32,65	37,58
From Municipal Funds	...	...	...	22,03	23,42	25,89
From Fees	...	...	...	1,05,95	1,18,72	1,37,31
From other sources (e.g., endowments, etc).	...	...	...	70,54	70,57	70,70
Total	...	...	...	4,62,98	4,82,69	5,18,91
Expenditure on Institutions for Males (including indirect expenditure).	...	...	...	4,02,81	4,17,25	4,45,97
Expenditure on Institutions for Females (including indirect expenditure).	...	...	...	60,17	65,44	72,94



## CENTRALLY ADMINISTERED AREAS

## AJMER-MERWARA

Area in square miles,—2,400

Population (1941—Census)	Males	...	307,172
	Females	...	276,521

Estimated population in the mid-year.		1943	1944
	Males	3,16,272	3,20,171
	Females	2,85,326	2,89,100

## Recognised Institutions (Number)

		1942-43	1943-44	1944-45
Universities	...	...	...	...
Arts and Science Degree Colleges.	For Men	1	1	1
	„ Women...	...	...	...
Intermediate Colleges	For Men	2	2	2
	„ Women...	1	2	2
Professional Colleges:				
Law	...	...	...	...
Medicine	...	...	...	...
Education	For Men	1	1	1
	„ Women...	...	...	...
Agriculture	...	...	...	...
Veterinary	...	...	...	...
Forestry	...	...	...	...
Engineering (including Mining and Technology).	...	...	...	...
High Schools:	For Boys	15	16	16
	„ Girls	5	5	5
Middle Schools:				
(i) English Middle Schools	For Boys	9	8	9
	„ Girls	1	1	1
(ii) Vernacular Middle Schools.	For Boys	14	18	18
	„ Girls	9	10	10
Primary Schools	For Boys	232	224	233
	„ Girls	58	67	72

			1942-43	1943-44	1944-45
<b>Special Schools:</b>					
Training Schools	... For Men	...	2	2	2
	„ Women...	...	2	2	2
Adult Schools	... For Men	...	1	1	1
	„ Women...	...	...	...	...
Schools for the Handicapped	For Men	...	1	1	1
	„ Women...	...	...	...	...
Other Special Schools	... For Men	...	5	5	5
	„ Women...	...	...	...	...
Total No. of Recognised Institutions.	For Men	...	284	280	290
	„ Women...	...	76	87	92
Unrecognised Institutions	... For Men	...	105	82	72
	„ Women...	...	5	5	4
Grand Total of all Institutions.	For Men	...	389	362	396
	„ Women...	...	81	92	92

**Students under Instruction in Recognised Institutions.**

Research (Arts and Science)	Men	...	...	...	...
	Women	...	...	...	...
Post-graduate	Men	...	...	...	...
	Women	...	...	...	...
B.A. and B.Sc. Classes and 3-Yr. Honours Classes.	Men	...	137	136	149
	Women	...	2	4	5
I.A. and I.Sc. Classes	Men	...	280	298	371
	Women	...	23	39	61
<b>Professionial College:</b>					
Education	Men	...	58	55	57
	Women	...	10	13	9
Engineering	...	...	...	...	...
Commerce	...	...	...	...	...
Medical	...	...	...	...	...
Other Faculties	Men	...	...	...	...
	Women	...	...	...	...
High Stage	Boys	...	1,160	1,171	1,324
	Girls	...	134	128	140
Middle Stage	Boys	...	4,177	4,430	4,869
	Girls	...	746	730	783

			1942-43	1943-44	1944-45
Primary Stage	...	Boys	16,745	16,625	17,549
	...	Girls	5,293	5,842	6,047
<b>Special Schools:</b>					
Training Schools	...	Men	64	62	36
	...	Women	44	39	32
Adult Schools and Classes	...	Men	20	20	20
	...	Women	...	...	...
Schools for the handicapped,...	...	Males	16	11	12
	...	Females	...	...	...
Other Special Schools	...	Males	...	...	...
	...	Females	...	...	...
<b>Total No. of Scholars in Recognised Institutions :</b>					
	...	Males	22,956	23,061	24,664
	...	Females	6,252	6,795	7,077
<b>Total No. of Scholars in Unrecognised Institutions :</b>					
	...	Males	4,089	3,972	4,005
	...	Females	898	422	416
<b>Percentage of Scholars in Recognised Institutions to Population :</b>					
	...	Males	7.5	7.5	8.0
	...	Females	2.3	2.5	2.6
<b>Percentage of Scholars in all Institutions to Population :</b>					
	...	Male	8.8	8.8	9.3
	...	Females	2.6	2.6	2.7
<b>Teachers in Primary Schools :</b>					
(i) Total	...	Men	553	529	544
	...	Women	188	208	230
(ii) Trained	...	Men	432	397	394
	...	Women	129	125	141
(iii) Certificated	...	Men	104	117	134
	...	Women	25	56	63
<b>Teachers in Middle Schools :</b>					
(i) Total	...	Men	130	135	154
	...	Women	41	43	45
(ii) Trained	...	Men	100	110	121
	...	Women	37	30	35
(iii) Certificated	...	Men	27	17	28
	...	Women	2	1	4

				1942-43	1943-44	1944-45
<i>Teachers in High Schools :</i>						
(i) Total	...	Men	...	278	283	298
		Women	...	63	65	73
(ii) Trained	...	Men	...	184	193	205
		Women	...	32	38	43
(iii) Certificated	...	Men	...	57	88	63
		Women	...	13	27	15
No. of Students passing B.A. and B.Sc. (Pass and Honours) Examination :						
		Men	...	37	79	43
		Women	...	2	...	3
No. of Students passing Matriculation or equivalent Examination :						
		Boys	...	327	382	437
		Girls	...	45	47	64
<i>Total Expenditure (Direct and Indirect) :</i>						
				Rs.	Rs.	Rs.
				(000)	(000)	(000)
From Government Funds	...	...	...	6,34	6,46	6,76
From Local Funds	...	...	...	18	21	16
From Municipal Funds	...	...	...	77	91	1,04
From Fees	...	...	...	3,86	4,08	4,46
From other sources (e.g. endowments, etc.).	...	...	...	3,62	3,36	3,23
Total	...	...	...	14,77	15,02	15,65
Expenditure on Institutions for Males (including indirect expenditure).						
	...	...	...	11,52	12,08	12,85
Expenditure on Institutions for Females (including indirect expenditure).						
	...	...	...	3,25	2,94	2,80

**BALUCHISTAN**

Area in square miles.—54,456

Population (1941-Census) ... Males ... 294,516  
 Females ... 207,115

1942-43    1943-44    1944-45

**Recognised Institutions (Number)**

Universities	...	...	...	...	...
Arts and Science Degree Colleges,	For Men ...	...	...	...	...
	„ Women...	...	...	...	...
Intermediate Colleges	For Men ...	...	...	...	...
	„ Women...	...	...	...	...
Professional Colleges:					
Law	...	...	...	...	...
Medicine	...	...	...	...	...
Education	For Men ...	...	...	...	...
	„ Women...	...	...	...	...
Agriculture	...	...	...	...	...
Veterinary	...	...	...	...	...
Forestry	...	...	...	...	...
Engineering (including Mining and Technology).	...	...	...	...	...
High Schools					
Middle Schools :	For Boys ...	8	8	9	
	„ Girls ...	2	4	4	
(i) A. V. Middle Schools	For Boys ...	6	7	7	
	„ Girls ...	2	1	1	
Primary Schools	For Boys ...	78	82	98	
	„ Girls ...	5	5	9	

<i>Special Schools :</i>			1942-43	1943-44	1944-45
Training Schools	... For Men	...	...	...	1
	... „ Women...	...	...	...	...
Adult Schools	... For Men	...	...	...	...
	... „ Women...	...	...	...	...
Schools for the Handicapped	... For Men	...	...	...	...
	... „ Women...	...	...	...	...
Other Special Schools	... For Men	...	...	...	...
	... „ Women...	...	...	...	...
Total No. of Recognised Institutions.	For Men	...	92	97	115
	„ Women...	...	9	10	14
Unrecognised Institutions	... For Men	...	...	...	...
	... „ Women...	...	...	...	...
Grand Total of all Institutions.	For Men	...	92	97	115
	„ Women...	...	9	10	14

**Students under Instruction in Recognised Institutions.**

Research (Arts and Science)	Men	...	...	...	...
	Women	...	...	...	...
Post-graduate	Men	...	...	...	...
	Women	...	...	...	...
B.A. and B.Sc. Classes and 3-Yr. Honours Classes.	Men	...	...	...	...
	Women	...	...	...	...
I.A. and I.Sc. Classes	Men	...	...	...	...
	Women	...	...	...	...
Professional Colleges : Education	Men	...	...	...	...
	Women	...	...	...	...
Engineering	...	...	...	...	...
Other Faculties	Men	...	...	...	...
	Women	...	...	...	...
High Stage	Boys	...	424	510	510
	Girls	...	99	72	77
Middle Stage	Boys	...	944	1,206	1101
	Girls	...	...	307	299
Primary Stage	Boys	...	6,572	7,371	7081
	Girls	...	1,502	2,068	1879

1942-43      1943-44      1944-45

**Special Schools :**

Training Schools	...	Men	...	...	...	25
		Women	...	...	...	...
Adult Schools and Classes	...	Boys	...	...	...	...
		Girls	...	...	...	...
Other Special Schools	...	Males	...	...	...	...
		Females	...	...	...	...

**Total No. of Scholars in Recognised Institutions :**

Males	...	7,940	9,087	8,717
Females	...	1,919	2,447	2,255

**Total No. of Scholars in Unrecognised Institutions :**

Males	...	...	...	...
Females	...	...	...	...

**Percentage of Scholars in Recognised Institutions to Population :**

Male	...	...	3.2	3.06
Females	...	...	1.0	.94

**Percentage of Scholars in all Institutions to Population :**

Male	...	...	3.2	3.06
Femal	...	...	1.0	.94

**Teachers in Primary Schools :**

(i) Total	...	Men	...	137	123	125
		Women	...	18	18	22
(ii) Trained	...	Men	...	108	83	71
		Women	...	15	13	14
(iii) Certificated	...	Men	...	1	...	...
		Women	...	...	...	...

**Teachers in Middle Schools :**

(i) Total	...	Men	...	55	57	54
		Women	...	20	6	6
(ii) Trained	...	Men	...	49	46	35
		Women	...	16	4	5
(iii) Certificated	...	Men	...	2	...	2
		Women	...	1	...	...

				1942-43	1943-44	1944-45
<i>Teachers in High Schools :</i>						
(i) Total	...	Men	...	152	140	166
		Women	...	26	50	54
(ii) Trained	...	Men	...	130	104	124
		Women	...	18	42	37
(iii) Certificated	...	Men	...	6	5	7
		Women	...	1	1	3
No. of Students passing B.A. and B.Sc. (Pass and Honours) Examination :						
		Men	...	...	...	...
		Women	...	...	...	...
No. of Students passing Matriculation or equivalent Examination :						
		Boys	...	133	143	149
		Girls	...	11	21	33
<i>Total Expenditure (Direct and Indirect) :</i>						
				Rs.	Rs.	Rs.
				(000)	(000)	(000)
From Government Funds	...	...	...	4,44	3,24	4,42
From Local Funds	...	...	...	47	66	60
From Municipal Funds	...	...	...	59	60	70
From Fees	...	...	...	86	1,11	1,14
From other sources (e.g., endowments, etc.).	...	...	...	54	50	60
Total	...	...	...	6,90	6,11	7,46
Expenditure on Institutions for Males (including indirect expenditure).	...	...	...	6,27	5,10	6,13
Expenditure on Institutions for Females (including indirect expenditure).	...	...	...	63	1,01	1,33



**BANGALORE.**

Area in square miles.—13'5

Population (1941—Census) ...	Males ...	82,970
	Females ...	75,556

		<b>1942-43</b>	<b>1943-44</b>	<b>1944-45</b>
--	--	----------------	----------------	----------------

Estimated population ...	Males ...	...	...	...
	Females ...	...	...	...

**Recognised Institutions (Number)**

Universities	...	...	...	...	...
Arts and Science Degree Colleges.	For Men ...	1	1	1	1
	„ Women...	...	...	...	...
Intermediate Colleges	For Men ...	...	...	...	...
	„ Women...	...	...	...	...
Professional Colleges					
Law	...	...	...	...	...
Medicine	...	...	...	...	...
Education	For Men ...	...	...	...	...
	„ Women...	...	...	...	...
Agriculture	...	...	...	...	...
Veterinary	...	...	...	...	...
Forestry	...	...	...	...	...
Engineering (including Mining and Technology).	...	...	...	...	...
High Schools	For Boys ...	7	7	7	7
	„ Girls ...	7	7	8	8
Middle Schools:					
(i) English Middle Schools	For Boys ...	3	3	4	4
	„ Girls ...	2	3	4	4
(ii) Vernacular Middle Schools.	For Boys ...	3	3	3	3
	„ Girls ...	4	4	3	3
Primary Schools	For Boys ...	40	42	41	41
	„ Girls ...	25	23	23	23

			1942-43	1943-44	1944-45
<b>Special Schools:</b>					
Training Schools	... For Men	...	...	...	...
	... „ Women	...	1	1	1
Adult Schools	... For Men	...	...	...	...
	... „ Women	...	...	...	...
Schools for the Handicapped	For Men	...	...	...	...
	„ Women	...	...	...	...
Other Special Schools	... For Men	...	2	2	2
	... „ Women	...	...	...	...
Total No. of Recognised Institutions.	For Men	...	56	58	58
	„ Women	...	39	38	39
Unrecognised Institutions	... For Men	...	3	3	3
	... „ Women	...	...	...	...
Grand Total of all Institutions.	For Men	...	59	61	61
	„ Women	...	39	38	39

**Students under Instruction in Recognised Institutions.**

Research (Arts and Science)*	Men	...	...	...	...
	Women	...	...	...	...
Post-graduate	Men	...	...	...	...
	Women	...	...	...	...
B.A. and B.Sc. Classes and 3-Yr. Honours Classes.	Men	...	151	126	135
	Women	...	28	29	29
I.A. and I.Sc. Classes	Men	...	321	348	370
	Women	...	49	48	46
<b>Professional Colleges:</b>					
Education	Men	...	...	...	...
	Women	...	...	...	...
Engineering	...	...	...	...	...
Other Faculties	Men	...	...	...	...
	Women	...	...	...	...
High Stage	Boys	...	1,065	996	1,082
	Girls	...	392	380	456
Middle Stage	Boys	...	2,216	2,228	2,380
	Girls	...	1,121	1,259	1,318
Primary Stage	Boys	...	8,213	8,537	8,945
	Girls	...	6,459	6,576	6,929

		1942-43	1943-44	1944-45
<b>Special Schools:</b>				
Training Schools	Men	...	...	...
	Women	38	30	27
Adult Schools and Classes	Boys	...	...	...
	Girls	...	...	...
Other Special Schools	Males	45	43	57
	Females	...	...	...
<b>Total No. of Scholars in Recognised Institutions :</b>				
	Males	12,011	12,278	12,969
	Females	8,087	8,322	8,805
<b>Total No. of Scholars in Unrecognised Institutions :</b>				
	Males	426	331	240
	Females	108	116	234
<b>Percentage of Scholars in Recognised Institutions to Population :</b>				
	Males	14.5	14.8	16.0
	Females	10.7	11.0	11.2
<b>Percentage of Scholars in all Institutions to Population :</b>				
	Males	15.0	15.2	16.4
	Female	10.8	11.2	11.3
<b>Teachers in Primary Schools :</b>				
(i) Total *	Men	178	167	163
	Women	174	172	188
(ii) Trained	Men	136	139	116
	Women	147	151	153
(iii) Certificated	Men	...	...	...
	Women	...	...	...
<b>Teachers in Middle Schools :</b>				
(i) Total	Men	63	68	73
	Women	86	92	90
(ii) Trained	Men	58	63	58
	Women	70	68	71
(iii) Certificated	Men	...	1	8
	Women	1	4	4
<b>Teachers in High Schools :</b>				
(i) Total	Men	156	151	156
	Women	178	185	204

			1942-43	1943-44	1944-45
(ii) Trained	...	Men	132	127	124
	...	Women	162	166	173
(iii) Certificated	...	Men	21	23	30
	...	Women	5	7	12
No. of Students passing B.A. and B.Sc. (Pass and Honours) Examination :					
	...	Men	30	30	32
	...	Women	6	10	9
No. of Students passing Matriculation or equivalent Examination :					
	...	Boys	248	332	301
	...	Girls	131	146	106

*Total Expenditure (Direct and Indirect),*

		Rs. (000)	Rs. (000)	Rs. (000)
From Government Funds	...	3,26	3,47	5,90
From Local Funds	...	...	...	...
From Municipal Funds	...	75	82	1,80
From Fees	...	5,21	6,22	10,16
From other sources (e.g., endowments, etc.),	...	2,63	2,75	4,87
Total	...	11,85	13,26	22,73
Expenditure on Institutions for Males (including in- direct expenditure).	...	7,76	8,76	10,55
Expenditure on Institutions for Females (including in- direct expenditure).	...	4,09	4,50	12,18

## COORG

Area in square miles.—1,593

Population (1941—Census) ...	Males ...	92,347	
	Females ...	76,379	
		<b>1943</b>	<b>1944</b>
Estimated population in mid-year.	Males ...	92,404	92,404
	Females ...	76,503	76,503

## Recognised Institutions (Number)

		1942-43	1943-44	1944-45
Universities	...	...	...	...
Arts and Science Degree Colleges.	For Men ...	...	...	...
	„ Women...	...	...	...
Intermediate Colleges	For Men ...	...	...	...
	„ Women...	...	...	...
Professional Colleges:				
Law	...	...	...	...
Medicine	...	...	...	...
Education	For Men ...	...	...	...
	„ Women ...	...	...	...
Agriculture	...	...	...	...
Veterinary	...	...	...	...
Forestry	...	...	...	...
Engineering (including Mining and Technology).	...	...	...	...
High Schools	For Boys ...	2	2	5
	„ Girls ...	1	1	1
Middle Schools				
(i) English Middle Schools	For Boys ...	...	...	...
	„ Girls ...	...	...	...
(ii) Vernacular Middle Schools.	For Boys ...	...	...	...
	„ Girls ...	...	...	...
Primary Schools	For Boys ...	117	118	117
	„ Girls ...	2	2	2

			1942-43	1943-44	1944-45
<b>Special Schools :</b>					
Training Schools	... For Men	...	...	...	...
	... „ Women	...	...	...	...
Adult Schools	... For Men	...	...	...	...
	... „ Women	...	...	...	...
Schools for the Handicapped	For Men	...	...	...	...
	„ Women	...	...	...	...
Other Special Schools	... For Men	...	...	...	...
	... „ Women	...	...	...	...
Total No. of Recognised Institutions.	For Men	...	119	120	122
	„ Women	...	3	3	3
Unrecognised Institutions	... For Men	...	6	4	6
	... „ Women	...	...	...	...
Grand Total of all Institutions.	For Men	...	125	124	128
	„ Women	...	3	3	3

**Students under Instruction in Recognised Institutions.**

Research (Arts and Science)	Men	...	...	...	...
	Women	...	...	...	...
Post-graduate	Men	...	...	...	...
	Women	...	...	...	...
B.A. and B.Sc. Classes and 3-Yr. Honours Classes.	Men	...	...	...	...
	Women	...	...	...	...
I.A. and I.Sc. Classes	Men	...	...	...	...
	Women	...	...	...	...
<b>Professional Colleges :</b>					
Education	Men	...	...	...	...
	Women	...	...	...	...
Engineering	...	...	...	...	...
Other Faculties	...	...	...	...	...
High Stage	Boys	...	379	406	476
	Girls	...	131	170	182
Middle Stage	Boys	...	1,451	1,568	1,880
	Girls	...	481	500	645
Primary Stage	Boys	...	7,341	7,283	7,601
	Girls	...	4,562	4,614	4,630

1942-43      1943-44      1944-45

**Special Schools :**

Training Schools	...	Men	...	...	...	...
	...	Women	...	...	...	...
Adult Schools and Classes	...	Boys	...	...	...	...
	...	Girls	...	...	...	...
Other Special Schools	...	Males	...	...	...	...
	...	Females	...	...	...	...
<b>Total No. of Scholars in Recognised Institutions :</b>						
		Males	...	9,189	9,272	9,942
		Females	...	5,174	5,284	5,456

**Total No. of Scholars in Unrecognised Institutions :**

		Males	...	106	109	140
		Females	...	75	92	92

**Percentage of Scholars in Recognised Institutions to Population :**

		Males	...	10.0	10.1	10.6
		Females	...	6.8	6.8	7.3

**Percentage of Scholars in all Institutions to Total Population :**

		Males	...	10.1	10.2	10.8
		Females	...	6.9	6.9	7.4

**Teachers in Primary Schools :**

(i) Total	...	Men	...	326	339	289
	...	Women	...	15	20	37
(ii) Trained	...	Men	...	206	208	163
	...	Women	...	9	11	10
(iii) Certificated	...	Men	...	6	2	5
	...	Women	...	...	...	...

**Teachers in Middle Schools :**

(i) Total	...	Men	...	...	...	...
	...	Women	...	...	...	...
(ii) Trained	...	Men	...	...	...	...
	...	Women	...	...	...	...
(iii) Certificated	...	Men	...	...	...	...
	...	Women	...	...	...	...

				1942-43	1943-44	1944-45
<i>Teachers in High Schools :</i>						
(i) Total	...	Men	...	53	53	68
		Women	...	18	18	18
(ii) Trained	...	Men	...	46	45	63
		Women	...	10	10	10
(iii) Certificated	...	Men	...	4	...	...
		Women	...	1	1	...
No. of Students passing B.A. and B.Sc. (Pass and Honours) Examination :						
		Men	...	...	...	...
		Women	...	...	...	...
No. of Students passing Matriculation or equivalent Examination :						
		Boys	...	34	51	36
		Girls	...	12	26	19
<i>Total Expenditure (Direct and Indirect) :</i>						
				Rs. (000)	Rs. (000)	Rs. (000)
From Government Funds	...	...	...	1,27	1,32	1,40
From Local Funds	...	...	...	58	61	68
From Municipal Funds	...	...	...	6	8	9
From Fees	...	...	...	68	90	48
From other sources (e.g. endowments, etc.).	...	...	...	15	15	37
Total	...	...	...	2,74	3,06	3,02
Expenditure on institutions for Males (including indirect expenditure).	...	...	...	2,36	2,61	2,76
Expenditure on institutions for Females (including indirect expenditure).	...	...	...	38	45	26



## DELHI

Area in square miles.—574

Population (1941—Census) ...	Males ...	535,235
	Females ...	382,703

		1943	1944
Estimated population in the mid-year ...	Males ...	573,910	690,486
	Females ...	409,754	421,349

## Recognised Institutions (Number)

		1942-43	1943-44	1944-45
Universities	... ..	1	1	1
Arts and Science Degree Colleges.	For Men ... ,, Women...	5 1	5 1	5 1
Intermediate Colleges	For Men ... ,, Women...	1 ...	... ...	... ...
Professional Colleges:				
Law	... ..	...	...	...
Medicine	... ..	1	1	1
Education	For Men ... ,, Women...	... ...	... ...	... ...
Agriculture	... ..	1	1	1
Veterinary	... ..	...	...	...
Forestry	... ..	...	...	...
Engineering (including Mining and Technology).	... ..	...	...	...
High Schools	For Boys ... ,, Girls ...	28 12	28 12	28 13
Middle Schools:				
(i) English Middle Schools	For Boys ... ,, Girls ...	17 6	17 6	18 6
(ii) Vernacular Middle Schools.	For Boys ... ,, Girls ...	28 8	28 8	28 8
Primary Schools	For Boys ... ,, Girls ...	151 67	147 67	155 67

			1942-43	1943-44	1944-45
Special Schools:					
Training Schools	... For Men	...	1	1	1
	... „ Women	...	1	1	1
Adult Schools	... For Men	...	29	11	4
	... „ Women	...	...	...	...
Schools for the Handicapped	... For Men	...	1	1	1
	... „ Women	...	...	...	...
Other Special Schools	... For Men	...	2	2	2
	... „ Women	...	3	3	3
Total No. of Recognised Institutions.	... For Men	...	266	243	245
	... „ Women	...	99	99	100
Unrecognised Institutions	... For Men	...	54	70	90
	... „ Women	...	...	2	5
Grand Total of all Institutions.	... For Men	...	320	313	335
	... „ Women	...	99	101	105

#### Students under Instruction in Recognised Institutions.

Research (Arts and Science)	Men	...	...	...	...
	Women	...	...	...	...
Post-graduate	Men	...	135	78	191
	Women	...	20	...	40
B.A. and B.Sc. Classes and 3 Yr. Honours Classes.	Men	...	865	1,367	1,172
	Women	...	155	187	179
I.A. and I.Sc. Classes	Men	...	1,451	665	787
	Women	...	236	233	233
Professional Colleges:					
Education	Men	...	...	...	...
	Women	...	...	...	...
Engineering	...	...	...	...	...
Other Faculties	Men	...	99	103	272
	Women	...	180	201	210
High Stage	Boys	...	2,987	3,174	3,183
	Girls	...	474	557	563
Middle Stage	Boys	...	6,948	8,044	9,090
	Girls	...	2,079	2,323	2,566
Primary Stage	Boys	...	26,668	26,959	31,059
	Girls	...	12,749	13,148	14,423

1942-43 1943-44 1944-45

**Special Schools:**

Training Schools	Men	48	43	44
	Women	44	41	29
Adult Schools and Classes	Men	640	352	90
	Women	...	...	...
Schools for the handicapped	Males	42	47	56
	Females	10	7	...
Other Special Schools	Males	752	892	1,162
	Female	130	115	147

**Total No. of Scholars in Recognised Institutions :**

Males	40,635	41,724	47,142
Females	16,077	16,812	18,390

**Total No. of Scholars in Unrecognised Institutions :**

Males	1,651	2,845	2,726
Females	5	147	411

**Percentage of Scholars in Recognised Institutions to Population :**

Males	7.5	7.7	8.8
Females	4.2	4.4	4.8

**Percentage of Scholars in all Institutions to Population :**

Males	7.8	8.2	9.3
Females	4.2	4.4	4.9

**Teachers in Primary Schools :**

(i) Total	Men	495	508	522
	Women	272	290	291
(ii) Trained	Men	446	447	447
	Women	256	277	273
(iii) Certificated	Men	26	46	30
	Women	2	2	5

**Teachers in Middle Schools :**

(i) Total	Men	374	328	486
	Women	134	134	131
(ii) Trained	Men	324	296	422
	Women	133	131	120
(iii) Certificated	Men	26	18	20
	Women	...	...	1

				1942-43	1943-44	1944-45
<b>Teachers in High Schools :</b>						
(i) Total	...	Men	...	509	548	578
		Women	...	159	190	213
(iii) Trained	...	Men	...	419	448	451
		Women	...	145	171	179
(tii) Certificated	...	Men	...	60	60	69
		Women	...	9	12	6
<b>No. of Students passing B.A. and B.Sc. (Pass and Honours) Examination :</b>						
		Men	...	260	304	392
		Women	...	38	55	84
<b>No. of Students passing Matricueation or equivalent Examination :</b>						
		Boys	...	856	874	350
		Girls	...	118	172	54
<b>No. of Students passing Higher Secondary Examination :</b>						
		Boys	...	...	152	143
		Girls	...	...	23	35
<b>Total Expenditure (Direct and Indirect) :</b>						
				Rs. (000)	Rs. (000)	Rs. (000)
From Government Funds	...	...	...	24,88	27,76	29,81
From Local Funds	...	...	...	32	41	39
From Municipal Funds	...	...	...	5,44	5,35	5,23
From Fees	...	...	...	12,45	12,00	14,22
From other sources (e.g., endowments, etc.).	...	...	...	6,70	6,07	7,51
Total	...	...	...	49,79	51,59	57,16
Expenditure on Institutions for Males (including in- direct expenditure).	...	...	...	35,80	37,83	41,17
Expenditure on Institutions for Females (including in- direct expenditure).	...	...	...	13,99	13,76	15,99

## ADMINISTERED AREAS IN CENTRAL INDIA.

Area in square mile...

Population (1941—Census) ...	Males ...	31,551
	Females ...	24,845

	<b>1942-43</b>	<b>1943-44</b>	<b>1944-45</b>
--	----------------	----------------	----------------

Estimated Population in the mid-year.	Males ...	...	...	...
	Females ...	...	...	...

## Recognised Institutions (Number).

Universities	...	...	...	...	...
Arts and Science Degree Colleges.	For Men ...	1	1	1	1
	„ Women...	...	...	...	...
Intermediate Colleges	For Men ...	...	...	...	...
	„ Women...	...	...	...	...
Professional Colleges:					
Law	...	...	...	...	...
Medicine	...	...	...	...	...
Education	For Men ...	...	...	...	...
	„ Women...	...	...	...	...
Agricultural	...	...	...	...	...
Veterinary	...	...	...	...	...
Forestry	...	...	...	...	...
Engineering (including Mining and Technological).	...	...	...	...	...
High Schools	For Boys ...	1	1	1	1
	„ Girls ...	2	2	2	2
Middle Schools:					
English Middle Schools	For Boys ...	2	2	2	2
	„ Girls ...	...	...	...	...
Vernacular Middle Schools	For Boys ...	...	...	...	...
	„ Girls ...	...	...	...	...
Primary Schools	For Boys ...	14	14	14	14
	„ Girls ...	7	7	7	7

			1942-43	1943-44	1944-45
<b>Special Schools :</b>					
Training Schools	... For Men	...	...	...	...
	„ Women...	...	1	1	1
Adult Schools (High School)	For Men	...	...	...	...
	„ Women...	...	...	...	...
Schools for the Handicapped	For Men	...	...	...	...
	„ Women...	...	...	...	...
Other Special Schools	For Men	...	1	1	1
	„ Women	...	...	...	...
Total Number of Recognised Institutions.	For Males	...	19	19	19
	„ Females...	...	10	10	10
Unrecognised Institutions	For Males	...	16	13	6
	„ Females...	...	1	1	1
Grand Total of all Institutions.	For Males	...	35	32	25
	For Females...	...	11	11	11

**Students under Instruction in Recognised Institutions.**

Research (Arts and Science)	Men	...	...	...	...
	Women	...	...	...	...
Post-graduates	Men	...	...	...	...
	Women	...	...	...	...
B.A. and B.Sc. Classes and 3-year Honours classes.	Men	...	...	...	...
	Women	...	...	...	...
I.A. and I.Sc. Classes	Men	...	5	...	8
	Women	...	...	...	...
<b>Professional Colleges :</b>					
Education	Men	...	...	...	...
	Women	...	...	...	...
Engineering	Men	...	...	...	...
	Women	...	...	...	...
Other Faculties	Men	...	...	...	...
	Women	...	...	...	...
High Stage	Boys	...	133	166	175
	Girls	...	44	63	68
Middle Stage	Boys	...	453	461	640
	Girls	...	134	127	129
Primary Stage	Boys	...	2,520	3,063	2,937
	Girls	...	1,165	1,241	1,292

				1942-43	1943-44	1944-45
<b>Special Schools:</b>						
Training Schools	...	Men	...	...	...	...
	...	Women	...	9	7	3
Adult Schools and Classes	...	Men	...	...	...	...
	...	Women	...	...	...	...
Schools for the Handicapped	...	Boys	...	...	...	...
	...	Girls	...	...	...	...
Other Special Schools	...	Males	...	299	308	301
	...	Females	...	24	23	27
<b>Total Number of Scholars in Recognised Institutions :</b>						
		Males	...	3,410	3,998	4,061
		Females	...	1,375	1,461	1,519
<b>Total Number of Scholars in Unrecognised Institutions :</b>						
		Males	...	772	839	707
		Females	...	240	235	182
<b>Percentage of Scholars in Recognised Institutions to Population :</b>						
		Male	...	10.3	12.5	12.7
		Female	...	5.7	6.1	6.2
<b>Percentage of Scholars in all Institutions to Population :</b>						
		Males	...	13.6	15.7	15.2
		Females	...	6.0	6.4	6.8
<b>Teachers in Primary Schools :</b>						
(i) Total	...	Men	...	79	52	94
	...	Women	...	42	44	50
(ii) Trained	...	Men	...	43	27	56
	...	Women	...	31	29	35
(iii) Certificated	...	Men	...	14	8	12
	...	Women	...	7	10	11
<b>Teachers in Middle Schools :</b>						
(i) Total	...	Men	...	20	20	20
	...	Women	...	...	...	...
(ii) Trained	...	Men	...	11	9	10
	...	Women	...	...	...	...
(iii) Certificated	...	Men	...	6	10	6
	...	Women	...	...	...	...

			1942-43	1943-44	1944-45
<i>Teachers in High Schools :</i>					
(i) Total	...	Men	26	21	28
	...	Women	35	34	35
(ii) Trained	...	Men	12	13	12
	...	Women	28	24	28
(iii) Certificated	...	Men	7	7	7
	...	Women	2	6	7
No. of Students passing B.A. and B.Sc. (Pass and Honours) Examination :					
	...	Men	...	...	...
	...	Women	...	...	...
No. of Students passing Matriculation or equivalent Examination :					
	...	Boys	39	46	28
	...	Girls	28	21	22
<i>Total Expenditure (Direct and Indirect) :</i>					
			Rs. (000)	Rs. (000)	Rs. (000)
From Government Funds	...	...	49	52	69
From Local Funds	...	...	21	21	40
From Municipal Funds	...	...	8	7	6
From Fees	...	...	2,05	2,63	2,08
From other sources (e.g., endowments, etc.).	...	...	1,71	1,66	1,96
Total	...	...	4,54	5,09	5,19
Expenditure on Institutions for Males (including in- direct expenditure.)	...	...	3,49	4,02	3,83
Expenditure on Institutions for Females (including in- direct expenditure).	...	...	1,05	1,07	1,36



**ADMINISTERED AREAS IN GWALIOR.**

Area in square miles ... 1

Population (1941—Census) ...	Males ...	99
	Females ...	65

Estimated population ...		<b>1943</b>	<b>1944</b>
	Males ...	...	...
	Females ...	...	...

**Recognised Institutions (Number).**

		<b>1942-43</b>	<b>1943-44</b>	<b>1944-45</b>
Universities	...	...	...	...
Arts and Science Degree Colleges.	For Men ...	...	...	...
	„ Women...	...	...	...
Intermediate Colleges	For Men ...	...	...	...
	„ Women...	...	...	...
Professional Colleges :				
Law	...	...	...	...
Medicine	...	...	...	...
Education	For Men ...	...	...	...
	„ Women...	...	...	...
Agricultural	...	...	...	...
Veterinary	...	...	...	...
Forestry	...	...	...	...
Engineering (including Mining and Technology).	...	...	...	...
High Schools	For Boys ...	...	...	...
	„ Girls ...	...	...	...
Middle Schools :				
(i) English Middle Schools	For Boys ...	...	...	...
	„ Girls ...	...	...	...
(ii) Vernacular Middle Schools.	For Boys ...	...	...	...
	„ Girls ...	...	...	...
Primary Schools	For Boys ...	1	1	1
	„ Girls ...	...	...	...

		1942-43	1943-44	1944-45
<b>Special Schools:</b>				
Training Schools	For Men	...	...	...
	„ Women	...	...	...
Adult Schools	For Men	...	...	...
	„ Women	...	...	...
Schools for the Handicapped	For Men	...	...	...
	„ Women	...	...	...
Other Special Schools	For Men	...	...	...
	„ Women	...	...	...
Total No. of Recognised Institutions.	For Men	1	1	1
	„ Women	...	...	...
Unrecognised Institutions	For Men	...	...	...
	„ Women	...	...	...
Grand total of all Institutions	For Men	1	1	1
	„ Women	...	...	...

**Students under Instruction in Recognised Institutions.**

Research (Arts and Science)	For Men	...	...	...
	„ Women	...	...	...
Post-graduate	For Men	...	...	...
	„ Women	...	...	...
B.A. and B.Sc. Classes and 3 yr. Honours Classes.	For Men	...	...	...
	„ Women	...	...	...
I.A. and I.Sc. Classes	For Men	...	...	...
	„ Women	...	...	...
<b>Professional Colleges :</b>				
Education	For Men	...	...	...
	„ Women	...	...	...
Engineering	...	...	...	...
Other Faculties	For Men	...	...	...
	„ Women	...	...	...
High Stage	For Boys	...	...	...
	„ Girls	...	...	...
Middle Stage	For Boys	...	...	...
	„ Girls	...	...	...

			1942-43	1943-44	1944-45
Primary Stage	Boys	...	51	52	48
	Girls	...	...	4	5
<b>Special Schools :</b>					
Training Schools	Men	...	...	...	...
	Women	...	...	...	...
Adult Schools and Classes	Men	...	...	...	...
	Women	...	...	...	...
Schools for the Handicapped	Men	...	...	...	...
	Women	...	...	...	...
Other Special Schools	Men	...	...	...	...
	Women	...	...	...	...
<b>Total No. of Scholars in Recognised Institutions</b>					
	Males	...	51	52	48
	Females	...	...	4	5
<b>Total No. of Scholars in Unrecognised Institutions :</b>					
	Males	...	...	...	...
	Females	...	...	...	...
<b>Percentage of Scholars in Recognised Institutions to Population :</b>					
	Male	...	43'43	51'51	53'53
	Female	...	...	2'44	3'05
<b>Percentage of Scholars in all Institutions to Population :</b>					
	Male	...	43'43	51'51	53'53
	Female	...	...	2'44	3'05
<b>Teachers in Primary Schools :</b>					
(i) Total	Men	...	1	1	2
	Women	...	...	...	...
(ii) Trained	Men	...	1	1	1
	Women	...	...	...	...
(iii) Certificated	Men	...	1	1	1
	Women	...	...	...	...
<b>Teachers in Middle Schools :</b>					
(i) Total	Men	...	...	...	...
	Women	...	...	...	...
(ii) Trained	Men	...	...	...	...
	Women	...	...	...	...
(iii) Certificated	Men	...	...	...	...
	Women	...	...	...	...



## ADMINISTERED AREAS IN HYDERABAD.

Area in square miles ... 20,696

Population (1941—Census) ... Males ... 65,761  
Females ... 61,049

		1942-43	1943-44	1944-45
Estimated population in the mid-year.	Males	...	...	...
	Females	...	...	...

## Recognised Institutions (Number).

Universities	...	...	...	...
Arts and Science Degree Colleges.	For Men	...	...	...
	„ Women...	...	...	...
Intermediate Colleges	For Men	...	...	...
	„ Women...	...	...	...
Professional Colleges :				
Law	...	...	...	...
Medicine	...	...	...	...
Education	For Men	...	...	...
	„ Women...	...	...	...
Agriculture	...	...	...	...
Veterinary	...	...	...	...
Forestry	...	...	...	...
Engineering (including Mining and Technology).	...	...	...	...
High Schools	For Boys	5	5	...
	„ Girls	2	2	...
Middle Schools :				
(i) English Middle Schools	For Boys	4	4	...
	„ Girls	6	6	...
(ii) Vernacular Middle Schools.	For Boys	...	...	...
	„ Girls	...	...	...
Primary Schools	For Boys	17	17	...
	„ Girls	17	17	...

			1942-43	1943-44	1944-45
<b>Special Schools :</b>					
Training Schools	... For Men	...	...	...	...
	,, Women...	...	...	...	...
Adult Schools	... For Men	...	...	...	...
	,, Women...	...	...	...	...
Schools for the Handicapped...	For Men	...	...	...	...
	,, Women...	...	...	...	...
Other Special Schools	... For Men	...	...	...	...
	,, Women...	...	...	...	...
Total No. of Recognised Institutions.	For Men	...	26	26	...
	,, Women...	...	25	25	...
Unrecognised Institutions	... For Men	...	...	...	...
	,, Women...	...	...	...	...
Grand Total of all Institutions.	For Men	...	26	26	...
	,, Women...	...	25	25	...

**Students under Instruction in Recognised Institutions.**

Research (Arts and Science)...	For Men	...	...	...	...
	,, Women...	...	...	...	...
Post-graduate	... For Men	...	...	...	...
	,, Women...	...	...	...	...
B.A. and B.Sc. Classes and 3-yr. Honours Classes.	For Men	...	...	...	...
	,, Women...	...	...	...	...
I.A and I.Sc. Classes	... For Men	...	...	...	...
	,, Women...	...	...	...	...
<b>Professional Colleges :</b>					
Education	... For Men	...	...	...	...
	,, Women...	...	...	...	...
Engineering	...	...	...	...	...
Other Faculties	... For Men	...	...	...	...
	,, Women...	...	...	...	...
High Stage	... For Boys	...	836	744	...
	,, Girls	...	118	122	...
Middle Stage	... For Boys	...	1,904	2,045	...
	,, Girls	...	423	533	...
Primary Stage	... Boys	...	6,187	6,433	...
	... Girls	...	4,039	4,290	...

1942-43 1943-44 1944-45

**Special Schools :**

Training Schools	Men	...	...	...	...
	Women	...	...	...	...
Adult Schools and Classes	Men	...	...	...	...
	Women	...	...	...	...
Schools for the Handicapped	Men	...	...	...	...
	Women	...	...	...	...
Other Special Schools	Men	...	...	...	...
	Women	...	...	...	...

**Total No. of Scholars in Recognised Institutions :**

Males	...	8,927	9,222	...
Females	...	4,580	4,945	...

**Total No. of Scholars in Unrecognised Institutions :**

Male	...	...	...	...
Female	...	...	...	...

**Percentage of Scholars in Recognised Institutions to Population :**

Male	...	13.19	13.57	...
Female	...	7.92	8.59	...

**Percentage of Scholars in all Institutions to Population :**

Male	...	13.19	12.1	...
Female	...	7.92	8.6	...

**Teachers in Primary Schools :**

(i) Total	Men	...	114	114	...
	Women	...	117	117	...
(ii) Trained	Men	...	76	77	...
	Women	...	90	90	...
(iii) Certificated	Men	...	8	7	...
	Women	...	6	6	...

**Teachers in Middle Schools :**

(i) Total	Men	...	66	66	...
	Women	...	79	80	...
(ii) Trained	Men	...	31	30	...
	Women	...	51	52	...
(iii) Certificated	Men	...	19	20	...
	Women	...	7	6	...

				1942-43	1943-44	1944-45
<i>Teachers in High Schools :</i>						
(i) Total	...	Men	...	161	161	...
		Women	...	49	49	...
(ii) Trained	...	Men	...	110	112	...
		Women	...	40	40	...
(iii) Certificated	...	Men	...	15	14	...
		Women	...	...	...	...
No. of Students passing B.A. and B.Sc. (Pass and Honours) :						
		Men	...	...	...	...
		Women	...	...	...	...
Number of Students passing Matriculation or equivalent Examinations :						
		Boys	...	214	223	...
		Girls	...	27	33	...
<i>Total Expenditure (Direct and Indirect) :</i>						
				Rs. (000)	Rs. (000)	Rs. (000)
From Government Funds	...	...	...	2,73	2,89	...
From Local Funds	...	...	...	...	...	...
From Municipal Funds	...	...	...	5	5	...
From Fees	...	...	...	1,82	1,83	...
From other sources (e.g. endowments, etc.).	...	...	...	1,04	1,08	...
Total	...	...	...	5,64	5,85	...
Expenditure on Institutions for Males (including indirect expenditure).	...	...	...	3,40	3,54	...
Expenditure on Institutions for Females (including indirect expenditure).	...	...	...	2,24	2,31	...



## ADMINISTERED AREAS IN MANIPUR (ASSAM).

Area in square miles ...					
Population (1941—Census) ...	Males	...	2,196		
	Females	...	1,514		
				<b>1942-43</b>	<b>1943-44</b>
Estimated population in the mid-year	Males	...	...	...	...
	Females	...	...	...	...

## Recognised Institutions (Number)

Universities	...	...	...	...	...
Arts and Science Degree Colleges.	Men	...	...	...	...
	Women	...	...	...	...
Intermediate Colleges	Men	...	...	...	...
	Women	...	...	...	...
<i>Professional Colleges :</i>					
Law	...	...	...	...	...
Medicine	...	...	...	...	...
Education	For Men	...	...	...	...
	„ Women...	...	...	...	...
Agriculture	...	...	...	...	...
Veterinary	...	...	...	...	...
Forestry	...	...	...	...	...
Engineering (including Mining and Technology).	...	...	...	...	...
High Schools	For Boys	...	...	...	1
	„ Girls	...	...	...	...
<i>Middle Schools :</i>					
(i) English Middle Schools	For Boys	...	...	...	1
(ii) Vernacular Middle Schools.	...	...	...	...	...
Primary Schools	For Boys	...	...	...	...
	„ Girls	...	...	...	...

		1942-43	1943-44	1944-45
<i>Special Schools :</i>				
Training Schools	... For Men	...	...	...
	... „ Women...	...	...	...
Adult Schools	... For Men	...	...	...
	... „ Women...	...	...	...
Schools for the Handicapped	For Men	...	...	...
	„ Women...	...	...	...
Other Special Schools	... For Men	...	...	...
	... „ Women...	...	...	...
Total No. of Recognised Institutions.	For Men	...	...	2
	„ Women...	...	...	...
Recognised Institutions	... For Men	...	...	...
	... „ Women...	...	...	...
Grand Total of all Institutions.	For Men	...	...	2
	„ Women...	...	...	...

**Students under Instruction in Recognised Institutions.**

Research (Arts and Science)	For Men	...	...	...
	„ Women...	...	...	...
Post-graduate	... For Men	...	...	...
	... „ Women...	...	...	...
B.A. and B.Sc. Classes and 3 year Honours Classes.	For Men	...	...	...
	„ Women...	...	...	...
I.A. and I.Sc. Classes	... For Men	...	...	...
	... „ Women...	...	...	...
<i>Professional Colleges :</i>				
Education	... For Men	...	...	...
	... „ Women...	...	...	...
Engineering	...	...	...	...
Other Faculties	... For Men	...	...	...
	... „ Women...	...	...	...
High Stage	... For Boys	...	...	56
	... „ Girls	...	...	...
Middle Stage	... For Boys	...	...	210
	... „ Girls	...	...	...
Primary Stage	... For Boys	...	...	147
	... „ Girls	...	...	...

		1942-43	1943-44	1944-45
<b>Special Schools :</b>				
Training Schools	Men	...	...	...
	Women	...	...	...
Adult Schools and Classes...	Men	...	...	...
	Women	...	...	...
Schools for the Handicapped	Men	...	...	...
	Women	...	...	...
Other Special Schools	Men	...	...	...
	Women	...	...	...
<b>Total No. of Scholars in Recognised Institutions :</b>				
	Males	...	...	413
	Females	...	...	...
<b>Total No. of Scholars in Unrecognised Institutions :</b>				
	Males	...	...	...
	Females	...	...	...
<b>Percentage of Scholars in Recognised Institutions to Population :</b>				
	Males	...	...	5.31
	Females	...	...	...
<b>Percentage of Scholars in all Institutions to Population :</b>				
	Males	...	...	5.31
	Females	...	...	...
<b>Teachers in Primary Schools :</b>				
(i) Total	Men	...	...	...
	Women	...	...	...
(ii) Trained	Men	...	...	...
	Women	...	...	...
(iii) Certificated	Men	...	...	...
	Women	...	...	...
<b>Teachers in Middle Schools :</b>				
(i) Total	Men	...	...	2
	Women	...	...	...
(ii) Trained	Men	...	...	...
	Women	...	...	...
(iii) Certificated	Men	...	...	1
	Women	...	...	...



**ADMINISTERED AREAS IN RAJPUTANA.**

Area in square miles.—6

Population (1941—Census) ...	Males ...	2,550			
	Females ...	2,040			
			<b>1942-43</b>	<b>1943-44</b>	<b>1944-45</b>
Estimated Population in the mid-year.	Males ...	...	...	...	...
	Females ...	...	...	...	...

**Recognised Institutions (Numbers).**

Universities	...	...	...	...	...
Arts and Science Degree Calleges.	For Men ...	...	...	...	...
	„ Women...	...	...	...	...
Intermediate Colleges	For Men ...	...	...	...	...
	„ Women...	...	...	...	...
Professional Colleges:					
Law	...	...	...	...	...
Medicine	...	...	...	...	...
Education	For Men ...	...	...	...	...
	„ Women...	...	...	...	...
Agriculture	...	...	...	...	...
Veterinary	...	...	...	...	...
Ferestry	...	...	...	...	...
Engineering (including Mining and Technology).	...	...	...	...	...
High Schools	For Boys ...	...	...	1	1
	„ Girls ...	...	...	...	...
Middle Schools :					
English Middle Schools	For Boys ...	...	1	...	...
	„ Girls ...	...	...	...	...
Vernacular Middle Schools	For Boys ...	...	...	...	...
	„ Girls ...	...	...	...	...
Primary Schools	For Boys ...	...	...	1	1
	„ Girls ...	...	1	1	1

			1942-43	1943-44	1944-45
<b>Special Schools :</b>					
Training Schools	... For Men	...	...	...	...
	... „ Women	...	...	...	...
Adult Schools	... For Men	...	...	...	...
	... „ Women	...	...	...	...
Schools for the Handicapped	...	...	...	...	...
Other Special Schools	...	...	...	...	...
Total Number of Recognised Institutions.	For Males	...	1	1	1
	„ Females	...	1	1	1
Unrecognised Institutions	For Males	...	...	...	...
	„ Females	...	...	...	...
Grand Total of all Institutions.	For Males	...	1	1	1
	„ Females	...	1	1	1

**Students under Instruction in Recognised Institutions.**

Research (Arts and Science)	Men	...	...	...	...
	Women	...	...	...	...
Post-graduate	Men	...	...	...	...
	Women	...	...	...	...
B.A. and B.Sc. Classes and 3 year Honour Classes.	Men	...	...	...	...
	Women	...	...	...	...
I.A. and I.Sc., Classes	Men	...	...	...	...
	Women	...	...	...	...
<b>Professional Colleges :</b>					
Education	Men	...	...	...	...
	Women	...	...	...	...
Engineering	Men	...	...	...	...
	Women	...	...	...	...
Other Faculties	...	...	...	...	...
High Stage	Boys	...	...	12	30
	Girls	...	...	...	...
Middle Stage	Boys	...	47	54	57
	Girls	...	1	1	2
Primary Stage	Boys	...	152	154	160
	Girls	...	62	73	66
Pre-Primary Stage	Boys	...	...	...	160
	Girls	...	...	...	150

		1942-43	1943-44	1944-45
<b>Special Schools:</b>				
Training Schools	Men	...	...	...
	Women	...	...	...
Adult Schools and Classes	Men	...	...	...
	Women	...	...	...
Schools for the Handicapped	Boys	...	...	...
	Girls	...	...	...
Other Special Schools	Males	...	...	...
	Females	...	...	...
<b>Total Number of Scholars in Recognised Institutions :</b>				
	Males	199	220	247
	Females	63	74	68
<b>Total Number of Scholars in Unrecognised Institutions :</b>				
	Males	...	...	...
	Females	...	...	...
<b>Percentage of Scholars in Recognised Institutions to Population :</b>				
	Male	8.0	8.6	9.5
	Female	2.9	3.6	3.3
<b>Percentage of Scholars in all Institutions to Population :</b>				
	Male	8.0	8.5	9.5
	Female	2.8	3.6	3.3
<b>Teachers in Primary Schools :</b>				
(i) Total	Men	...	...	...
	Women	2	3	3
(ii) Trained	Men	...	...	...
	Women	2	3	2
(iii) Certificated	Men	...	...	...
	Women	...	...	...
<b>Teachers in Middle Schools :</b>				
(i) Total	Men	11	...	...
	Women	...	...	...
(ii) Trained	Men	8	...	...
	Women	...	...	...
(iii) Certificated	Men	2	...	...
	Women	...	...	...

		1942-43	1943-44	1944-45
<i>Teachers in High Schools :</i>				
(i) Total	Men	...	14	14
	Women	...	...	...
(ii) Trained	Men	...	11	8
	Women	...	...	...
(iii) Certificated	Men	...	3	6
	Women	...	...	...
No. of Students passing B.A. and B.Sc. (Pass and Honours) Examination :				
	Men	...	...	...
	Women	...	...	...
No. of Students passing Matriculation or equivalent Examination :				
	Boys	...	...	...
	Girls	...	...	...
<i>Total Expenditure (Direct and Indirect) :</i>				
		Rs. (000)	Rs. (000)	Rs. (000)
From Government Funds	...	6	13	7
From Local Funds	...	...	...	...
From Municipal Funds	...	2	2	3
From Fees	...	3	3	5
From other sources (e.g. endowments, etc.).	...	1	13	3
Total	...	12	31	18
Expenditure on Institutions for Males (including indirect expenditure.)	...	10	29	16
Expenditure on Institutions for Females (including indirect expenditure).	...	2	2	2



## ADMINISTERED AREAS IN WESTERN INDIA.

Area in square miles ... 4'7

Population (1941—Census)...	Males ...	19,660
	Females ...	17,311

		1942-43	1943-44	1944-45
Estimated population	Males ...	...	...	...
	Females...	...	...	...

## Recognised Institutions (Number).

Universities	...	...	...	...
Arts and Science Degree Colleges.	For Men ...	...	...	...
	„ Women...	...	...	...
Intermediate Colleges	For Men ...	...	...	...
	„ Women...	...	...	...
Professional Colleges :				
Law	...	...	...	...
Medicine	...	...	...	...
Education	For Men ...	...	...	...
	„ Women...	...	...	...
Agriculture	...	...	...	...
Veterinary	...	...	...	...
Forestry	...	...	...	...
Engineering (including Mining and Technology).	...	...	...	...
High Schools	For Boys ...	3	3	3
	„ Girls ...	...	...	...
Middle Schools:	...			
(i) English Middle Schools	For Boys ...	2	2	1
	„ Girls ...	2	2	2
(ii) Vernacular Middle Schools.	For Boys ...	...	...	...
	„ Girls ...	...	...	...
Primary Schools	For Boys ...	10	10	9
	„ Girls ...	6	6	5

			1942-43	1943-44	1944-45
<b>Special Schools :</b>					
Training Schools	... For Men ...	...	1	1	1
	„ Women...	...	1	1	1
Adult Schools	... For Men ...	...	...	...	...
	„ Women...	...	...	...	...
Schools for the Handicapped	For Men ...	...	...	...	...
	„ Women...	...	...	...	...
Other Special Schools	... For Men ...	...	2	2	2
	„ Women...	...	...	...	...
Total No. of Recognised Institutions.	For Men ...	...	18	18	16
	„ Women...	...	9	9	8
Unrecognised Institutions	... For Men ...	...	...	...	...
	„ Women...	...	...	...	...
Grand Total of all Institutions.	For Men ...	...	18	18	16
	„ Women...	...	9	9	8

**Students under Instruction in Recognised Institutions.**

Research (Arts and Science)	Men	...	...	...	...
	Women	...	...	...	...
Post-graduate	Men	...	...	...	...
	Women	...	...	...	...
B.A. and B.Sc. Classes and 3 year Honours Classes.	Men	...	...	...	...
	Women	...	...	...	...
I.A. and I.Sc. Classes	Men	...	...	...	...
	Women	...	...	...	...
<b>Professional Colleges :</b>					
Education	Men	...	...	...	...
	Women	...	...	...	...
Engineering	...	...	...	...	...
Other Faculties	Men	...	...	...	...
	Women	...	...	...	...
High Stage	Boys	...	829	799	878
	Girls	...	59	48	45
Middle Stage	Boys	...	1,082	969	699
	Girls	...	329	316	329
Primary Stage	Boys	...	2,576	2,152	1,947
	Girls	...	1,392	1,322	1,234

			1942-43	1943-44	1944-45
<i>Special Schools :</i>					
Training Schools	Men	...	92	84	84
	Women	...	80	78	72
Adult Schools and Classes	Men	...	...	...	...
	Women	...	...	...	...
Schools for the Handicapped	Men	...	...	...	...
	Women	...	...	...	...
Other Special Schools	Men	...	55	144	126
	Women	...	...	...	...
<i>Total No. of Scholars in Recognised Institutions :</i>					
	Males	...	4,526	4,148	3,714
	Females	...	1,960	1,771	1,599
<i>Total No. of Scholars in Unrecognised Institutions :</i>					
	Males	...	...	...	...
	Females	...	...	...	...
<i>Percentage of Scholars in Recognised Institutions to Population :</i>					
	Male	...	23.0	22.0	21.9
	Female	...	11.0	10.7	10.5
<i>Percentage of Scholars in all Institutions to Population :</i>					
	Male	...	23.0	22.0	21.9
	Female	...	11.9	11.4	10.5
<i>Teachers in Primary Schools :</i>					
(i) Total	Men	...	75	74	62
	Women	...	45	45	41
(ii) Trained	Men	...	49	49	44
	Women	...	43	43	41
(iii) Certificated	Men	...	...	...	...
	Women	...	...	...	...
<i>Teachers in Middle Schools :</i>					
(i) Total	Men	...	19	16	11
	Women	...	10	9	8
(ii) Trained	Men	...	4	5	4
	Women	...	2	7	...
(iii) Certificated	Men	...	...	...	...
	Women	...	...	...	...

		1942-43	1943-44	1944-45
<i>Teachers in High Schools :</i>				
(i) Total	... Men ...	56	53	54
	... Women ...	...	...	...
(ii) Trained	... Men ...	9	9	9
	... Women ...	...	...	...
(iii) Certificated	... Men ...	28	25	14
	... Women ...	...	...	2
No. of Students passing B.A. and B.Sc. (Pass and Honours) :				
	Men ...	...	...	...
	Women ...	...	...	...
No. of Students passing Matriculation or equivalent Examinations :				
	Boys ...	79	66	95
	Girls ...	...	...	...
<i>Total Expenditure (Direct and Indirect) :</i>				
		Rs. (000)	Rs. (000)	Rs. (000)
From Government Funds	... ..	12	12	14
From Local Funds	... ..	...	...	...
From Municipal Funds	... ..	41	48	47
From Fees	... ..	1,44	1,71	1,58
From other sources (e.g. endowments, etc.).	... ..	2,36	1,24	1,36
Total	... ..	4,33	3,55	3,55
Expenditure on Institutions for Males (including indirect expenditure).	... ..	3,94	3,14	3,15
Expenditure on Institutions for Females (including indirect expenditure).	... ..	39	41	40

**Explanatory Notes.**

1. Figures for 1944-45 are provisional and exclude those for the Administered Area in Hyderabad whose returns have not been received so far.
2. Primary stage has been taken to represent Classes I to V, Middle stage Classes VI to VIII, and High stages Classes IX to end of high school course.

## Single-teacher Primary Schools in British India, 1943-44.

Province.	Number of Schools		Percentage of Single- teachers Schools to total Primary Schools.	
	For Boys.	For Girl.	Boys Schools.	Girls' Schools.
Assam ... ..	5,194	828	70·8	72·6
Bengal ... ..	3,846	2,278	11·2	34·8
Bihar ... ..	12,252	1,706	61·5	64·7
Bombay ... ..	5,170	359	29·2	20·2
C. P. and Berar ... ..	910	22	20·1	40·3
Madras ... ..	6,814	426	21·1	10·1
N. W. F. Province ... ..	483	48	65·2	28·7
Orissa ... ..	3,727	92	57·0	34·7
Punjab ... ..	2,180	1,013	35·1	45·2
Sind ... ..	930	140	41·4	35·8
U. P. ... ..	4,045	751	22·7	49·1
Ajmer-Merwara ... ..	31	3	5·6	1·3
Baluchistan ... ..	54	...	43·2	...
Bangalore ... ..	1	...	0·6	...
Coorg ... ..	32	1	11·6	2·7
Delhi ... ..	51	2	9·7	·6
Minor Administrations ... ..	5	...	3·1	...
Total ... ..	45,725	7,669	29·7	34·9

Ferozsons, Lahore.