
REPORT
ON THE
ADMINISTRATION OF CRIMINAL AND
CIVIL JUSTICE

IN THE
BOMBAY PRESIDENCY
(INCLUDING SIND),

For the Year 1888.

[Price—9 Annas.]

No. 2067 of 1889.

FROM

G. JACOB, ESQUIRE,
Acting Registrar, High Court,
Appellate Side, Bombay;

TO

THE SECRETARY TO GOVERNMENT,
Judicial Department, Bombay.

Bombay, 2nd October 1889.

SIR,

I am directed to forward to you the accompanying reports on the administration of Criminal and Civil Justice in the Bombay Presidency for the year 1888, together with the report of the Judicial Commissioner in Sind.

2. Judicial Statements Nos. 1 to 13, and the returns prescribed by Resolution of the Government of India, No. $\frac{20}{1708-93}$ of the 3rd November 1887, accompany the report.

3. The delay in submitting the report has been due to the late receipt of the report from Sind.

I have the honour to be,

Sir,

Your most obedient servant,

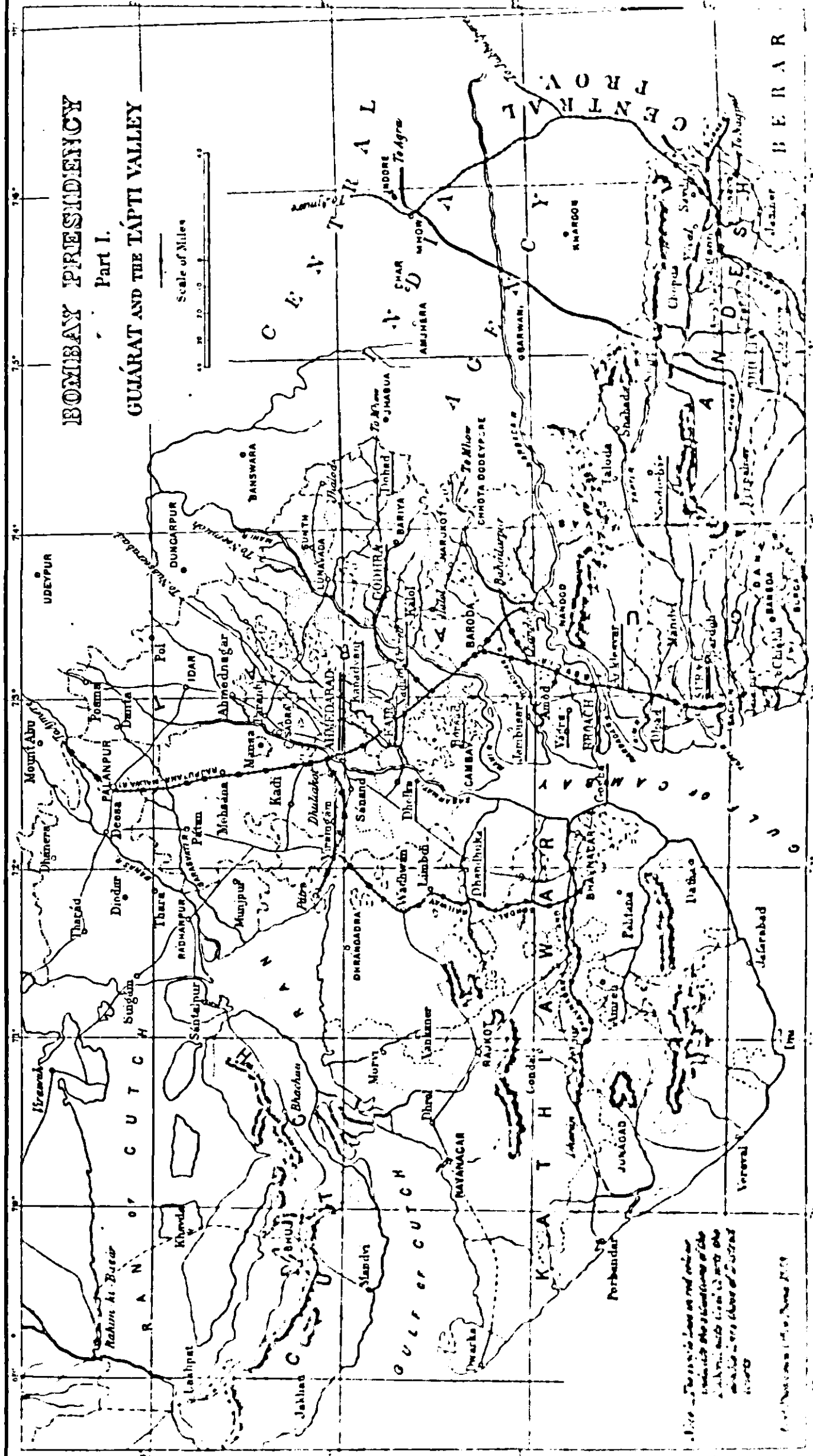
G. JACOB,
Acting Registrar.

BOMBAY PRESIDENCY

Part I.

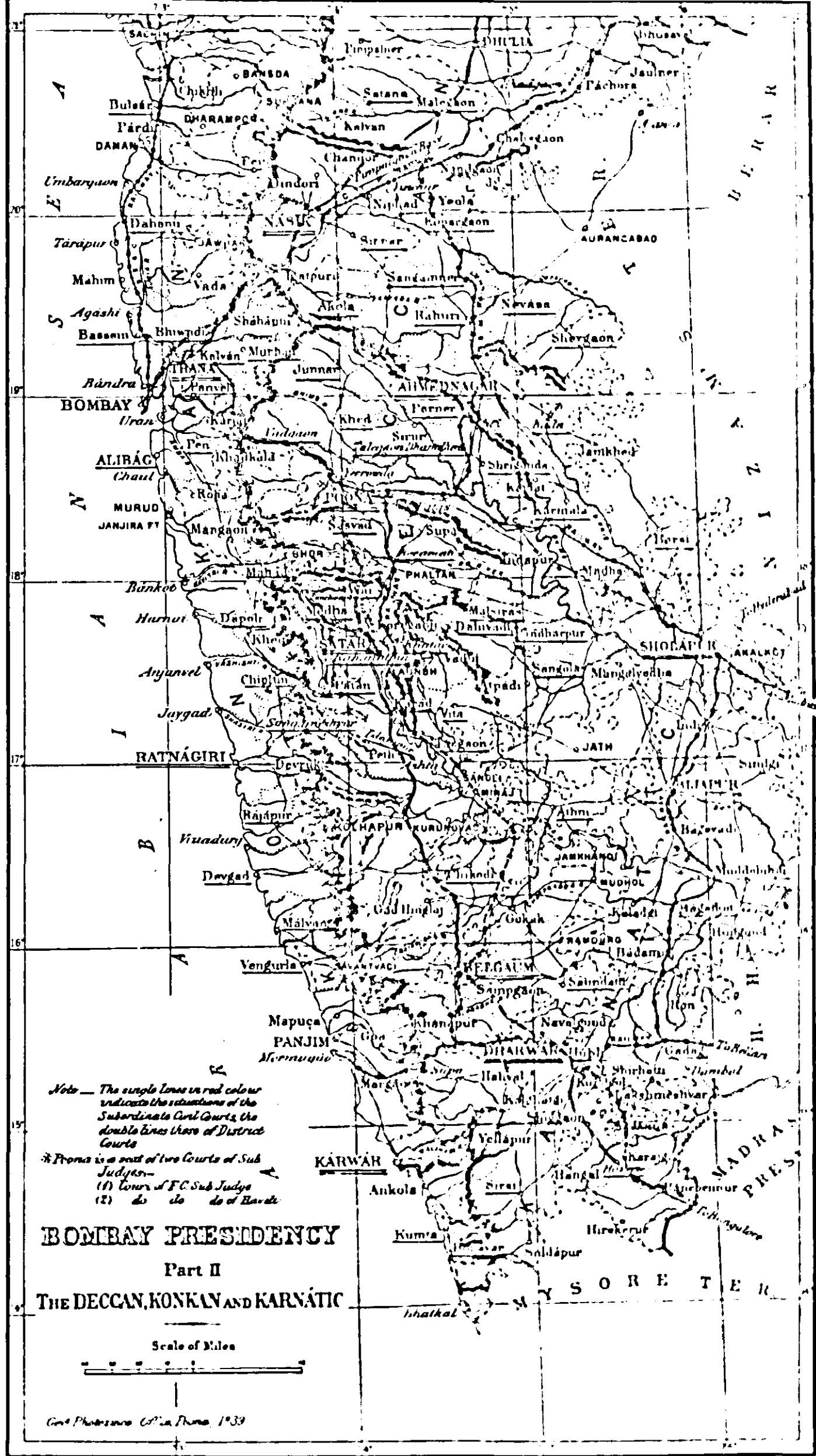
GUJARAT AND THE TÁPTI VALLEY

Scale of Miles



The British have not yet
 reached the boundaries of the
 British rule in 1857. The
 British rule over Gujarat
 was established in 1818.

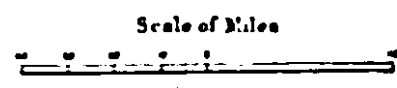
Scale of Miles
 0 10 20 30 40 50

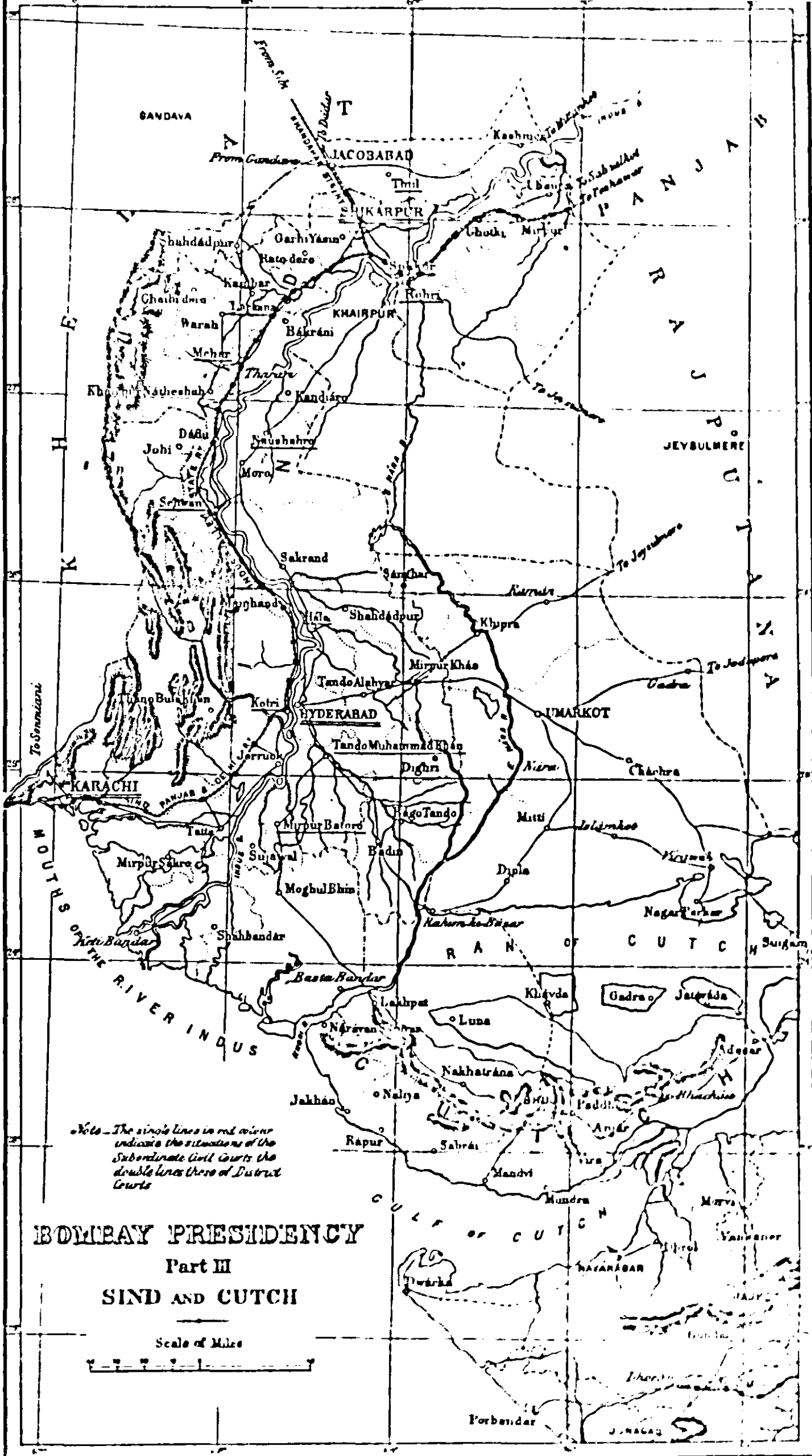


Note — The single lines in red colour indicate the situations of the Subordinate Civil Courts, the double lines those of District Courts

* Proras is a sort of two Courts of Sub Judges—
 (1) Towns of F.C. Sub Judges
 (2) do do do of Barots

BOMBAY PRESIDENCY
 Part II
THE DECCAN, KONKAN AND KARNATIC





SANDAVA

T

From Guadalupe

JACOBABAD

Kashmir To Bikaner

SHIKARPUR

J A N J A H
R A Y S U D

Shahdadpur
Gharhi Yasmin
Rato dero

Khairpur

Choti
Mirpur

Choti dera
Kambar
Lahana

Bakrami

Rohri

Warah
Mehtar

Kandiary

Khanp
Nadeshah

Moro

Daau
Johi

Sausahro

JEYBULMERE

Swan

Sakrand

Mughanda

Shahdadpur

Mirpur Khao

Tando Alhya

HYDERABAD

Tando Muhammad Khan

Dighri

Mirpur Bafro

Mirpur Saree

Moghal Bhan

Shahbandar

Baste Bandar

Narayan

Jakhao

Rapur

Sabrati

Mandvi

Mundra

Mirva

Yauvaner

NARANAGAR

Porbandar

IMARKOT

Chakra

Matti

Dipia

Nagar Pacher

Khavda

Luna

Nakhtrana

Nalya

Padhi

Ande

Mundra

Mirva

NARANAGAR

Porbandar

JUNAGAD

To Semlari

MOUTHS
OF THE
RIVER INDUS

Note - The single lines in red colour
indicate the situations of the
Subordinate Civil Courts the
double lines those of District
Courts

BOMBAY PRESIDENCY
Part III
SIND AND CUTCH

Scale of Miles



REPORT ON THE ADMINISTRATION OF CRIMINAL JUSTICE IN THE PRESIDENCY OF BOMBAY FOR THE YEAR 1888.

This report relates to the administration of justice by, and shows the work done by, the Criminal Courts in the Regulation Provinces of the Presidency and in the Province of Sind, as well as by the Courts of the Presidency Magistrates.

2. The area and population of the above-named provinces, according to the census of 1881, are as follows :—

| | | | | Area in Square Miles. | Population. |
|----------------------|-----|-----|-----|--------------------------|-------------|
| Regulation Provinces | ... | ... | ... | 76,026 | 1,40,40,501 |
| Sind... | ... | ... | ... | 48,326 | 24,13,823 |

3. The Courts, of which the work forms the subject of this report, are :—

Regulation Provinces.

The High Court.

18 Sessions Judges and Joint Sessions Judges.

*6 Assistant Sessions Judges.

18 District Magistrates.

3 Presidency Magistrates.

153 Magistrates of the First Class.

195 Magistrates of the Second Class.

228 Magistrates of the Third Class.

14,814 Police Patels with criminal jurisdiction.

Sind.

The Sadar Court.

8 Sessions Judges.

5 District Magistrates, of whom 2 were invested with special powers as Deputy Commissioners under Section 80 of the Code of Criminal Procedure.

30 Magistrates of the First Class.

62 Magistrates of the Second Class.

44 Magistrates of the Third Class.

4. The Judges mentioned in the last paragraph are all paid. There were during the year under report 91 Honorary Magistrates in the Presidency Proper and none in Sind.

5. Of the Judges of the High Court six were Europeans and one a Native. Of the Sessions, Joint Sessions, and Assistant Sessions Judges, including those in Sind, all were Europeans, except five who were Natives, two of the latter being Statutory Civilians. Of the First Class Magistrates 79 were Europeans and 104 Natives. Of the Second and Third Class Magistrates all were Natives except six and two respectively.

6. The total number of offences reported during the year was 127,653, of which 105,030 were returned as true. The corresponding numbers for 1887 were 133,299 and 110,825 respectively. The total number of offences reported has thus diminished by 5,646, but the proportion of offences, returned as true, has also fallen again from 84.2 to 83.1.

7. The following table exhibits the classification of offences returned as true according to the headings given in Judicial Statement No. 2, for the year 1888, as compared with each of the two previous years :—

* Note.—The average number of Assistant Sessions Judges, working during the year, was five only.

| No. | Class. | 1886. | 1887. | 1888. | 1887. | | 1888. | |
|-----|--|--------|--------|--------|-----------|-----------|-----------|-----------|
| | | | | | Increase. | Decrease. | Increase. | Decrease. |
| 1 | Offences against the State .. | 1 | ... | ... | ... | 1 | ... | ... |
| 2 | Offences relating to the Army and Navy, Chapter VII .. | ... | ... | ... | ... | ... | ... | ... |
| 3 | Offences against the public tranquillity, Chapter VIII .. | 462 | 438 | 432 | ... | 24 | ... | 6 |
| | Attempts at do. | ... | ... | 1 | ... | ... | 1 | ... |
| 4 | Offences by or relating to public servants, Chapter IX .. | 104 | 92 | 91 | ... | 12 | ... | 1 |
| | Attempt at do. | ... | 1 | 5 | 1 | ... | 4 | ... |
| 5 | Contempts of the lawful authority of public servants, Chapter X .. | 658 | 655 | 631 | ... | 3 | ... | 24 |
| | Attempts at do. | ... | 6 | ... | 6 | ... | ... | 6 |
| 6 | False evidence and offences against public justice, Chapter XI .. | 798 | 731 | 805 | ... | 67 | 74 | ... |
| | Attempts at do. | 2 | 2 | 1 | ... | ... | ... | 1 |
| 7 | Offences relating to coin, and Government stamps, Chapter XII .. | 110 | 80 | 112 | ... | 30 | 32 | ... |
| | Attempts at do. | 1 | ... | ... | ... | 1 | ... | ... |
| 8 | Offences relating to weights and measures, Chapter XIII .. | 128 | 121 | 156 | ... | 7 | 35 | ... |
| | Attempts at do. | 9 | ... | ... | ... | 9 | ... | ... |
| 9 | Offences affecting public health, safety, convenience, decency and morals, Chapter XIV .. | 1,079 | 955 | 920 | ... | 124 | ... | 35 |
| | Attempts at do. | 4 | ... | ... | ... | 4 | ... | ... |
| 10 | Offences relating to religion, Chapter XV .. | 25 | 34 | 28 | 9 | ... | ... | 6 |
| 11 | Offences affecting life... .. | 344 | 311 | 469 | ... | 33 | 158 | ... |
| | Attempts at do. | 99 | 81 | 87 | ... | 18 | 6 | ... |
| 12 | Causing of miscarriage, injuries to unborn children, exposure of infants, and the concealment of births. | 58 | 50 | 54 | ... | 8 | 4 | ... |
| | Attempts at do. | 4 | ... | 5 | ... | 4 | 5 | ... |
| 13 | Hurt | 19,559 | 21,508 | 23,592 | 1,949 | ... | 2,084 | ... |
| | Attempts at do. | 24 | 101 | 9 | 77 | ... | ... | 92 |
| 14 | Wrongful restraint and wrongful confinement | 329 | 425 | 405 | 96 | ... | ... | 20 |
| | Attempts at do. | ... | 1 | 2 | 1 | ... | 1 | ... |
| 15 | Criminal force and assault | 5,862 | 6,374 | 6,604 | 512 | ... | 230 | ... |
| | Attempts at do. | 8 | 76 | 6 | 68 | ... | ... | 70 |
| 16 | Kidnapping, forcible abduction, slavery, and forced labour | 68 | 81 | 89 | 13 | ... | 8 | ... |
| | Attempts at do. | 1 | ... | 1 | ... | 1 | 1 | ... |
| 17 | Rape | 63 | 46 | 52 | ... | 17 | 6 | ... |
| | Attempts at do. | 9 | 10 | 9 | 1 | ... | ... | 1 |
| 18 | Unnatural offences | 20 | 11 | 25 | ... | 9 | 14 | ... |
| | Attempts at do. | 1 | 1 | 4 | ... | ... | 3 | ... |
| 19 | Theft | 9,793 | 9,849 | 10,029 | ... | 444 | 680 | ... |
| | Attempts at do. | 45 | 49 | 51 | 4 | ... | 2 | ... |
| 20 | Extortion | 79 | 73 | 85 | ... | 6 | 12 | ... |
| | Attempts at do. | 1 | 1 | 1 | ... | ... | ... | ... |
| 21 | Robbery and dacoity... .. | 266 | 253 | 322 | ... | 13 | 69 | ... |
| | Attempts at do. | 2 | 4 | 4 | 2 | ... | ... | ... |
| 22 | Criminal misappropriation of property | 557 | 559 | 560 | 2 | ... | 1 | ... |
| | Attempts at do. | 7 | 2 | ... | ... | 5 | ... | 2 |
| 23 | Criminal breach of trust | 799 | 689 | 680 | ... | 110 | ... | 9 |
| | Attempts at do. | 1 | 5 | 2 | 4 | ... | ... | 3 |
| 24 | Receiving of stolen property | 968 | 1,063 | 1,135 | 95 | ... | 72 | ... |
| | Attempts at do. | 5 | 8 | ... | 3 | ... | ... | 8 |
| 25 | Cheating | 467 | 471 | 455 | 4 | ... | ... | 16 |
| | Attempts at do. | 3 | 2 | 3 | ... | ... | ... | ... |
| 26 | Fraudulent deeds and disposition of property | 20 | 13 | 18 | ... | 7 | 5 | ... |
| | Attempts at do. | ... | 3 | ... | 3 | ... | ... | 3 |
| 27 | Mischief | 3,132 | 3,511 | 3,709 | 379 | ... | 199 | ... |
| | Attempts at do. | 7 | 20 | 6 | 13 | ... | ... | 14 |
| 28 | Criminal trespass | 2,816 | 2,910 | 2,956 | 94 | ... | 46 | ... |
| | Attempts at do. | 21 | 15 | 29 | ... | 6 | 14 | ... |
| 29 | Offences relating to documents and to trade or property marks | 56 | 58 | 64 | 2 | ... | 6 | ... |
| | Attempts at do. | ... | 1 | ... | 1 | ... | ... | 1 |
| 30 | Criminal breach of contract of service | 10 | 23 | 13 | 13 | ... | ... | 10 |
| 31 | Offences relating to marriage | 935 | 1,028 | 913 | 93 | ... | ... | 115 |
| | Attempts at do. | ... | 5 | ... | 5 | ... | ... | 5 |
| 32 | Defamation | 132 | 232 | 203 | 50 | ... | ... | 29 |
| | Attempts at do. | 3 | ... | ... | ... | 3 | ... | ... |
| 33 | Criminal intimidation, insult, and annoyance | 4,263 | 3,962 | 4,024 | ... | 301 | 62 | ... |
| | Attempts at do. | 2 | 2 | 1 | ... | ... | ... | 1 |
| 34 | Offences under special and local laws | 61,900 | 54,323 | 45,172 | ... | 7,577 | ... | 9,151 |

8. There is a remarkable increase of upwards of 50 per cent. in the case of offences affecting human life. The number of cases of false evidence and offences against public justice has risen from 731 to 805, of cases of hurt from 21,508 to 23,592, of cases of criminal force and assault from 6,374 to 6,604, of cases of

theft from 9,349 to 10,029, and of cases of mischief from 3,511 to 3,709. There is a marked proportional diminution in cases of attempts at hurt and at criminal force and assault. The number of offences against marriage has fallen from 1,028 to 913, and there is a further decrease of 9,151 in the number of offences under special and local laws, which is due to the number of cases under the Presidency Towns Police Act having fallen from 20,337 to 10,995, there being no very noteworthy variation in other cases except that cases under the Gambling Acts have risen from 79 to 378.

9. Of the 475 offences affecting human life, brought to trial during the year, 260 were murders as compared with 170 out of 311 cases in 1887. The following table shows the classification of murders for the years 1887 and 1888 with reference to the motives for which they were committed:—

| | Number. | |
|--|---------|-------|
| | 1887. | 1888. |
| From causes connected with women | 59 | 99 |
| Of children for the sake of their ornaments | 16 | 17 |
| Other murders for the sake of gain | 14 | 44 |
| For other motives | 81 | 100 |
| | 170 | 260 |

10. These figures are considerably above those of previous years. The number of murders in Sind has risen from 42 to 57 and the districts of Belgaum, Bijápur, Surat, Ahmedabad, Kaira and Panch Máhals show each an increase of 10 or more. No reasons are assigned for the increase in this class of offences.

11. The offences entered in the table appended to paragraph 7 above under the heading of "Special and Local Laws" fall mainly under the Cattle Trespass Act, the A'bkári Act (Bombay), the Presidency Town, District and Village Police Acts, the Cantonment Act, the Public Conveyances Act, and the Municipal Acts.

12. The following table shows the number of offences reported to have occurred in each district, including those in Sind, with the ratio of the number of offences to the population for the year under report as compared with the preceding year:—

| Names of Districts. | Population. | Offences. | | Ratio of Number of Offences to Population. | |
|----------------------------|-------------|-----------|---------|--|----------|
| | | 1887. | 1888. | 1887. | 1888. |
| Ahmedabad | 856,324 | 5,765 | 5,280 | 1 to 149 | 1 to 162 |
| Kaira | 804,800 | 3,109 | 4,000 | 1 to 259 | 1 to 201 |
| Panch Maháls | 255,479 | 965 | 943 | 1 to 265 | 1 to 271 |
| Broach | 326,930 | 1,887 | 1,719 | 1 to 173 | 1 to 190 |
| Surat | 614,198 | 3,590 | 3,426 | 1 to 171 | 1 to 179 |
| Tháná | 807,367 | 7,281 | 7,965 | 1 to 111 | 1 to 101 |
| Kolábá | 482,830 | 2,705 | 2,735 | 1 to 178 | 1 to 177 |
| Násik | 781,206 | 4,135 | 3,231 | 1 to 189 | 1 to 149 |
| Khándesh | 1,237,231 | 3,838 | 4,133 | 1 to 322 | 1 to 299 |
| Ahmednagar | 751,228 | 3,758 | 3,607 | 1 to 200 | 1 to 208 |
| Poona | 900,621 | 8,893 | 9,671 | 1 to 101 | 1 to 93 |
| Sholápur | 582,487 | 2,144 | 2,491 | 1 to 272 | 1 to 234 |
| Sátára | 1,062,350 | 3,002 | 3,099 | 1 to 354 | 1 to 343 |
| Belgaum | 864,014 | 2,604 | 2,541 | 1 to 332 | 1 to 310 |
| Dhárwár | 882,907 | 1,785 | 1,964 | 1 to 495 | 1 to 450 |
| Bijápur | 638,493 | 1,616 | 1,555 | 1 to 395 | 1 to 411 |
| Kánará | 421,840 | 1,244 | 1,296 | 1 to 339 | 1 to 325 |
| Ratnágiri | 997,090 | 2,674 | 2,278 | 1 to 481 | 1 to 438 |
| Karáchi | 478,688 | 5,052 | 4,669 | 1 to 95 | 1 to 103 |
| Hyderabad | 754,624 | 4,921 | 5,297 | 1 to 153 | 1 to 142 |
| Shikárpur | 852,986 | 4,977 | 5,396 | 1 to 171 | 1 to 158 |
| Upper Sind Frontier | 124,181 | 620 | 963 | 1 to 140 | 1 to 129 |
| Thar and Párkar | 203,344 | 772 | 977 | 1 to 263 | 1 to 208 |
| Bombay | 773,196 | 33,518 | 23,794 | 1 to 23 | 1 to 32 |
| Total | 16,454,414 | 110,825 | 105,030 | 1 to 148 | 1 to 157 |

13. The decrease is again most marked in the case of Bombay City for the reason noted in paragraph 8 above. There is also a considerable decrease in the districts of Ahmedabad, Broach and Karáchi, while the districts of Kaira, Thána, Násik, Poona, Sholápur, Dhárwár, Ratnágiri and Thar and Párkar show a considerable proportional increase. The districts of Dhárwár and Ratnágiri are the least criminal, while in those of Thána, Poona and Karáchi the number of offences in proportion to population runs very high.

14. In connection with the 105,030 offences returned as true, 100,089 cases were brought to trial before the Courts. The total number of persons under trial during the year, including those involved in cases pending at the end of the previous year, was 172,812, or 1,310 less than in 1887, the decrease being almost identical with that shown in last year's report. Of these, 103,537 were acquitted or discharged, 66,835 were convicted, 30 died during trial, 39 escaped and 9 were transferred to other provinces, while 2,362 remained under trial at the close of the year.

15. In 1887 the number of persons under trial was 174,122, of whom 96,035 were acquitted or discharged, 75,998 were convicted, 13 died, 44 escaped, and 8 were transferred, 1,604 remaining under trial at the end of the year. The increase in the number of deaths from 13 to 30 is remarkable, but cannot be assigned to any particular reason.

16. The percentage for the year under report as compared with the two preceding years is shown below :—

| | 1886. | 1887. | 1888. |
|-------------------------------------|-------|-------|-------|
| Died, escaped or transferred | ·03 | ·04 | ·04 |
| Discharged or acquitted | 51·09 | 55·15 | 59·91 |
| Convicted | 47·97 | 43·65 | 38·68 |
| Remaining under trial | ·91 | 1·16 | 1·37 |

17. The proportion of acquittals and discharges to convictions has again risen from 56·44 in 1887 to 68·32 in 1888. The proportion under the various classes of offences for the year under report is given in the following table :—

| Description of Offence. | Persons acquitted or discharged. | Persons convicted. | Ratio of column 2 to column 3. |
|--|----------------------------------|--------------------|--------------------------------|
| Offences against public tranquillity | 2,173 | 1,015 | 68 : 32 |
| Attempts at ditto | ... | 4 | 0 : 100 |
| Offences by or relating to public servants... .. | 74 | 55 | 57 : 43 |
| Attempts at ditto | 5 | ... | 100 : 0 |
| Contempts of the lawful authority of public servants | 463 | 478 | 49 : 51 |
| False evidence and offences against public justice | 471 | 574 | 45 : 55 |
| Attempts at ditto | 1 | ... | 100 : 0 |
| Offences relating to coins and Government stamps | 66 | 58 | 53 : 47 |
| Offences relating to weights and measures | 47 | 122 | 28 : 72 |
| Offences affecting the public health, safety, convenience, decency and morals | 257 | 923 | 22 : 78 |
| Offences relating to religion | 70 | 14 | 83 : 17 |
| Offences affecting life | 451 | 322 | 58 : 42 |
| Attempts at ditto | 39 | 60 | 39 : 61 |
| Causing of miscarriage, injuries to unborn children, exposure of infants, and the concealment of births | 34 | 35 | 49 : 51 |
| Attempts at ditto ditto | 3 | 4 | 43 : 57 |
| Hurt | 52,542 | 4,343 | 92 : 8 |
| Attempts at ditto | 6 | 6 | 50 : 50 |
| Wrongful restraint and wrongful confinement | 777 | 106 | 88 : 12 |
| Attempts at ditto | 4 | ... | 100 : 0 |
| Criminal force and assault | 8,507 | 1,910 | 82 : 18 |
| Attempts at ditto | 8 | 4 | 67 : 33 |
| Kidnapping, forcible abduction, slavery and forced labour | 131 | 43 | 75 : 25 |
| Attempts at ditto ditto | ... | 1 | 0 : 100 |

| Description of Offence. | Persons acquitted or discharged. | Persons convicted. | Ratio of column 2 to column 3. |
|---|----------------------------------|--------------------|--------------------------------|
| Rape ... | 53 | 16 | 77:23 |
| Attempts at ditto | 5 | 4 | 56:44 |
| Unnatural offences | 22 | 7 | 76:24 |
| Attempts at ditto | 8 | 2 | 60:40 |
| Theft ... | 4,895 | 9,369 | 34:66 |
| Attempts at ditto | 13 | 47 | 22:78 |
| Extortion | 106 | 65 | 62:38 |
| Attempts at ditto | ... | 1 | 0:100 |
| Robbery and dacoity | 501 | 339 | 60:40 |
| Attempts at ditto | 5 | 1 | 83:17 |
| Criminal misappropriation of property | 620 | 298 | 68:32 |
| Criminal breach of trust | 516 | 261 | 66:34 |
| Attempts at ditto | 2 | 2 | 50:50 |
| Receiving of stolen property | 759 | 998 | 43:57 |
| Cheating | 478 | 116 | 80:20 |
| Attempts at ditto | 1 | 3 | 25:75 |
| Fraudulent deeds and disposition of property | 43 | 15 | 74:26 |
| Mischief | 6,899 | 1,218 | 85:15 |
| Attempts at ditto | 8 | 8 | 50:50 |
| Criminal trespass | 3,662 | 1,645 | 69:31 |
| Attempts at ditto | 21 | 22 | 49:51 |
| Offences relating to documents and to trade or property marks | 91 | 30 | 75:25 |
| Criminal breach of contracts of service | 24 | 7 | 77:23 |
| Offences relating to marriage | 1,618 | 132 | 92:8 |
| Defamation | 858 | 44 | 89:11 |
| Criminal intimidation, insult and annoyance | 7,243 | 676 | 91:9 |
| Attempts at ditto ditto | ... | 1 | 0:100 |
| Offences under special and local laws | 9,477 | 41,436 | 19:81 |
| Total ... | 103,537 | 66,835 | 61:39 |

18. The proportion of acquittals to convictions is highest in the cases of hurt, criminal force and assault, wrongful restraint and confinement, rape, unnatural offences, cheating, mischief, offences relating to marriage, defamation and criminal intimidation. The proportion of convictions is highest in the cases of offences relating to weights and measures, offences affecting the public health safety and convenience, theft, and offences under special and local laws.

19. During the year under report 535 cases involving 544 European British subjects were brought to trial, one case involving one person remaining undisposed of at the end of the year. The offences were principally hurt, criminal force and assault, and theft, and offences under special and local laws, the number of cases under the last-named heading being 447 or 83.55 per cent. of the whole number. Of the 544 persons tried 453 were convicted and 90 were acquitted or discharged, the ratio of the number acquitted or discharged to the number convicted being 17:83 as compared with 14:86 in 1887.

20. The number of miscellaneous cases before the Criminal Courts during the year under report was 1,610 involving 2,124 persons, of whom 23 remained under trial at the end of the year and one died. Of the remaining 2,100 persons 1,014 were discharged and 1,086 convicted. In the preceding year there were 1,586 cases involving 2,033 persons, 920 of those being discharged and 1,110 convicted. These cases include proceedings under Chapter VIII of the Criminal Procedure Code for taking security for keeping the peace or for good behaviour, and proceedings for the forfeiture of bail or recognizance, maintenance, and local nuisance cases and orders under Section 250, Criminal Procedure Code, with regard to frivolous or vexatious complaints.

21. Of the 172,812 persons who were brought to trial during the year, 4,024 were placed before village officers, 3,349 before Special Magistrates, 6,406 before

It might be well to direct that information as to such rewards should be given separately.

36. In the year under report 749 persons were whipped as compared with 556 in the previous year. The increase is most marked in Bombay and Sind and in the districts of Ahmedabad, Surat, Belgaum and Kánará.

37. Of the sentences of whipping above referred to 510 were passed under Sections 2 and 3 of Act VI of 1864 in lieu of other punishments, 56 under Sections 3 and 4 of the Act in addition to other punishments, and 183 on juvenile offenders under Section 5 of the Act for offences not punishable with whipping under Sections 2, 3 and 4. The increase over last year's figures is most marked in the first and third of these classes.

38. The sentences of whipping may be classified as follows with regard to the number of stripes inflicted on each person :—

| | | | | | | |
|---------------------------------------|-----|---|----|-----|----|-----|
| 68 sentences not exceeding 5 stripes. | | | | | | |
| 260 | do. | exceeding 5 and not exceeding 10 stripes. | | | | |
| 215 | do. | do. | 10 | do. | 15 | do. |
| 135 | do. | do. | 15 | do. | 20 | do. |
| 36 | do. | do. | 20 | do. | 25 | do. |
| 35 | do. | do. | 25 | do. | 30 | do. |

39. The percentage of sentences of whipping to all other sentences, was 2·187 as compared with 1·832 in 1887. These figures are taken from Judicial Statement No. V-A, Part IV. The percentage as calculated from the figures in Judicial Statement No. 5 (Criminal) amounts to 1·176. The reason for the variation is not understood. It appears that the returns from which these statements are compiled are not prepared on one uniform system in the different districts. It seems probable from an inspection of the figures for different districts that in some cases the returns deal with the number of cases and in others with the number of persons. To call for explanations from all districts would occupy some time and it is not thought necessary to delay the submission of the report for this purpose. It might however be advisable to issue clear instructions as to the returns for the next annual report.

40. The number of appellants and applicants for revision before the Courts during the year (exclusive of 326 persons whose cases were referred to the High Court for revision) was 8,616 and 116 applications involving 303 accused persons were made by complainants for revision. Of these persons 3 died, escaped or were transferred, 2,225 had their appeals or applications rejected, 3,767 had their sentences confirmed, and on 48 the sentences were enhanced; of 723 the sentences were reduced or otherwise modified and of 1,440 reversed. In the cases of 22 persons the proceedings were quashed and in the cases of 231 a new trial or further enquiry was ordered, and the cases of 460 persons remained undisposed of at the end of the year.

41. As a Court of Appeal the High Court dealt with appeals of 420 persons from convictions by the Courts of Session. Of these one person died and in the cases of 145 persons the appeal was summarily rejected, in those of 123 the sentence was confirmed, of 9 modified, and of 74 reversed, new trials being ordered in the cases of 3 persons. The appeals of 65 persons were pending at the close of the year. In 1887 there were appeals of 249 persons before the High Court. The percentage of the number of persons whose appeals were rejected, as well as of those whose sentences were modified or reversed, is shown in the following table :—

| | Number. | Percentage. |
|---|---------|-------------|
| Abated, rejected or dismissed | 268 | 75·71 |
| Sentences modified | 9 | 2·54 |
| Convictions and sentences reversed | 74 | 20·9 |

42. The High Court reviewed the proceedings in the cases of 1,243 persons, the cases of 937 persons being sent for chiefly upon examination of the monthly criminal calendars, and the remainder being taken up on application made to the

Court. The High Court enhanced the sentences of 36, modified the sentences of 116, and reversed the sentences of 228 persons. In the cases of 54 persons new trials were ordered, and in the cases of 4 persons the proceedings were quashed. The cases of 133 persons remained undisposed of at the end of the year. In 1887 the number of persons in whose cases proceedings were reviewed amounted to 672. The following table shows the number of criminal cases of all kinds from each district reviewed by the High Court, during the year under report:—

| Districts. | Confir- mation cases. | Criminal appeals. | Criminal reviews. | Criminal references. | Total. |
|---------------------|-----------------------------|----------------------|----------------------|-------------------------|--------|
| Ratnágiri ... | ... | 11 | 42 | 17 | 70 |
| Dhárwár ... | 2 | 15 | 20 | 6 | 43 |
| Kánará ... | ... | 8 | 25 | 18 | 51 |
| Belgaum ... | 2 | 19 | 40 | 2 | 63 |
| Sholápur-Bijápur... | 4 | 35 | 63 | 7 | 109 |
| Poona ... | ... | 21 | 53 | 11 | 85 |
| Khándesh ... | ... | 38 | 49 | 23 | 110 |
| Ahmednagar ... | 1 | 13 | 32 | 5 | 51 |
| Sátará ... | 3 | 14 | 32 | 12 | 61 |
| Násik... ... | 3 | 10 | 30 | 19 | 62 |
| Tháná ... | 3 | 21 | 46 | 12 | 82 |
| Kolábá ... | ... | 2 | 8 | 3 | 13 |
| Surat ... | 1 | 11 | 26 | 14 | 52 |
| Broach ... | ... | 7 | 27 | 9 | 43 |
| Ahmedabad ... | 3 | 43 | 67 | 19 | 122 |
| Kaira... ... | ... | ... | 28 | 2 | 30 |
| Panch Maháls ... | ... | ... | 10 | 6 | 16 |
| Bombay City ... | ... | 9 | 13 | 5 | 27 |
| Karáchi ... | ... | ... | 1 | ... | 1 |
| Aden ... | 1 | ... | 2 | ... | 3 |
| Nágpur ... | ... | ... | ... | ... | ... |
| Hyderabad ... | ... | ... | 1 | ... | 1 |
| Total ... | 23 | 277 | 605 | 190 | 1,095 |

43. There were 10 appeals to the High Court by Government against acquittals involving 25 persons, as against 8 appeals involving 16 persons in 1887. In the cases of 3 persons the appeals were rejected or dismissed and in the case of 7 persons a new trial or further enquiry was ordered. The appeals against 15 persons remained pending at the end of the year.

44. The Sadar Court in Sind received appeals from 109 persons, as against 85 persons in 1887. The Court summarily rejected the appeals of 35 persons, confirmed the sentences of 35, modified the sentences of 18, and reversed the sentences of 11 persons.

45. As a Court of revision the Sadar Court in Sind reviewed the cases of 582 persons as compared with 379 in the preceding year. It enhanced the sentences of 12, modified those of 157, and reversed those of 91 persons. It quashed the proceedings in the case of two persons and ordered new trials or further enquiry in the cases of 27 persons, not interfering in the cases of 302 persons. The cases of 34 persons remained pending at the close of the year.

46. The following table exhibits the number of appellants against convictions by Sessions Judges according to their several districts:—

| Districts. | Number of persons convicted. | Appellants. |
|------------------|---------------------------------|-------------|
| Ahmedabad ... | 61 | 46 |
| Panch Maháls ... | 13 | |
| Kaira ... | 42 | |
| Broach ... | 25 | 27 |
| Surat ... | 18 | |
| Tháná ... | 49 | 35 |
| Kolábá ... | 32 | |

| Districts. | | | | | | Number of persons convicted. | Appellants. |
|---------------------|-----|-----|-----|-----|-----|------------------------------|-------------|
| Násik | ... | ... | ... | ... | ... | 33 | 33 |
| Khándesh | ... | ... | ... | ... | ... | 62 | 51 |
| Ahmednagar | ... | ... | ... | ... | ... | 21 | 17 |
| Poona | ... | ... | ... | ... | ... | 40 | 28 |
| Sholápur-Bijápur | ... | ... | ... | ... | ... | 66 | 59 |
| Sátará | ... | ... | ... | ... | ... | 36 | 15 |
| Belgaum | ... | ... | ... | ... | ... | 21 | 16 |
| Dhárwár | ... | ... | ... | ... | ... | 31 | 31 |
| Ratnágiri | ... | ... | ... | ... | ... | 13 | 7 |
| Kánará | ... | ... | ... | ... | ... | 18 | 11 |
| Karáchi | ... | ... | ... | ... | ... | 40 | 104 |
| Hyderabad | ... | ... | ... | ... | ... | 29 | |
| Thar and Párkar | ... | ... | ... | ... | ... | 6 | |
| Shikárpur | ... | ... | ... | ... | ... | 38 | |
| Upper Sind Frontier | ... | ... | ... | ... | ... | 14 | |

47. The Courts of Session had before them appeals of 1,677 persons against convictions by Assistant Sessions Judges and First Class Magistrates as compared with 1,584 in 1887. The appeals of 80 persons remained pending at the end of the year. The following table shows the manner in which the appeals were disposed of, viz :—

| District. | Died, escaped or transferred. | Appeals or Applications rejected. | Sentence or Order confirmed. | Sentence reduced or otherwise altered. | Sentence reversed. | Proceedings quashed. | New trial, &c., ordered. | Referred to High Court for revision. | Total number disposed of. |
|----------------------|-------------------------------|-----------------------------------|------------------------------|--|--------------------|----------------------|--------------------------|--------------------------------------|---------------------------|
| Ahmedabád... | ... | 140 | 37 | 6 | 23 | ... | ... | ... | 206 |
| Kaira | ... | 55 | 6 | 3 | 6 | ... | ... | ... | 70 |
| Broach | ... | 34 | 14 | 3 | 20 | ... | ... | ... | 71 |
| Surat | ... | 12 | 19 | 3 | 5 | ... | ... | ... | 39 |
| Thána | ... | 12 | 3 | 10 | 8 | ... | ... | ... | 33 |
| Kolábá | ... | 1 | 4 | ... | 4 | ... | ... | ... | 9 |
| Násik | ... | 6 | 33 | 1 | 16 | ... | ... | ... | 56 |
| Khándesh | ... | 47 | 21 | 2 | 6 | ... | ... | ... | 76 |
| Ahmednagar | ... | 20 | 14 | 10 | 18 | ... | ... | ... | 62 |
| Poona | ... | 22 | 11 | 1 | 15 | ... | ... | ... | 49 |
| Sholápur | ... | 5 | 23 | 13 | 10 | ... | ... | ... | 51 |
| Bijápur | ... | 9 | 11 | 1 | 6 | ... | ... | ... | 27 |
| Sátará | ... | 10 | 19 | 4 | 8 | ... | ... | ... | 41 |
| Belgaum | ... | 41 | 7 | ... | 6 | ... | ... | ... | 54 |
| Dhárwár | ... | 26 | 42 | 5 | 13 | ... | ... | ... | 86 |
| Ratnágiri | ... | 10 | 6 | ... | 4 | ... | ... | ... | 20 |
| Kánará | ... | 17 | 6 | 1 | 13 | ... | 1 | ... | 38 |
| Panch Maháls | ... | 17 | 11 | 2 | 4 | ... | ... | ... | 34 |
| Karáchi | ... | 79 | 51 | 29 | 15 | ... | 1 | ... | 175 |
| Hyderabad | ... | 81 | 39 | 7 | 26 | ... | 2 | ... | 155 |
| Thar and Párkar | ... | 14 | 2 | 4 | 5 | ... | ... | ... | 25 |
| Shikárpur | ... | 55 | 36 | 10 | 30 | ... | 3 | 2 | 136 |
| Upper Sind Frontier. | ... | 35 | 17 | 24 | 8 | ... | ... | ... | 84 |
| Total | ... | 748 | 432 | 139 | 269 | ... | 7 | 2 | 1,597 |

There are considerable fluctuations in several districts as compared with the previous year, the increase being most marked in the case of Karáchi and Hyderabad.

48. The percentage of the several methods in which the appeals were disposed of is shown below :—

| | Number. | Percentage. |
|---|---------|-------------|
| Appellant died, escaped or was transferred ... | | |
| Appeal rejected or sentence confirmed ... | 1,180 | 73.89 |
| Sentence enhanced or modified ... | 139 | 8.70 |
| Sentence reversed or proceedings quashed or new trial ordered ... | 276 | 17.24 |
| Referred to High Court for revision ... | 2 | .13 |

49. The corresponding percentage in 1887, out of 1,542 persons whose appeals were disposed of, was as follows :—

| | Number. | Percentage. |
|---|---------|-------------|
| Appellant died, escaped or was transferred ... | 1 | .06 |
| Appeal rejected or sentence confirmed ... | 1,065 | 69.07 |
| Sentence enhanced or modified ... | 185 | 11.99 |
| Sentence reversed, proceedings quashed or new trial ordered ... | 291 | 18.88 |

These figures do not correspond exactly with those given in paragraph 48 of last year's report, errors having been corrected.

50. The Courts of Session reviewed the proceedings in cases involving 638 persons as against cases involving 420 persons in 1887, and cases involving 616 persons in 1886, with the following results :—

| | 1886. | 1887. | 1888. |
|---------------------------------------|-------|-------|-------|
| Died, escaped or were transferred ... | | | |
| Decisions not interfered with ... | 419 | 312 | 485 |
| Sentence or order modified ... | 5 | .. | |
| Do. reversed ... | 14 | 5 | 9 |
| Proceedings quashed ... | 3 | 11 | |
| New trial ordered ... | 67 | 25 | 39 |
| Referred to High Court ... | 55 | 55 | 63 |
| Pending at end of year ... | 23 | 12 | 42 |

51. The District Magistrates and other First Class Magistrates with Appellate powers had before them appeals of 3,373 persons as compared with 2,970 persons in 1887 and 2,588 in 1886. The appeals were disposed of in the manner shown below :—

| | 1886. | 1887. | 1888. |
|---------------------------------------|-------|-------|-------|
| Died, escaped or were transferred ... | 14 | | 2 |
| Appeal rejected ... | 468 | 433 | 655 |
| Sentence confirmed ... | 1,155 | 1,502 | 1,518 |
| Do. modified ... | 304 | 233 | 279 |
| Do. reversed ... | 570 | 749 | 757 |
| Proceedings quashed ... | 3 | 18 | 16 |
| New trial ordered ... | 29 | 19 | 49 |
| Referred to High Court ... | 5 | | 7 |
| Remained pending at end of year ... | 49 | 30 | 89 |

52. The percentage of the several modes of disposal is as follows:—

| | 1886. | 1887. | 1888. |
|--|-------|-------|-------|
| Died, escaped or were transferred ... | 54 | | 06 |
| Appeal rejected or sentence confirmed ... | 62.71 | 65.35 | 66.29 |
| Sentence enhanced or modified ... | 11.75 | 7.85 | 8.47 |
| Do. reversed, proceedings quashed or new trial ordered ... | 22.91 | 25.79 | 24.96 |

53. The District Magistrates reviewed the proceedings in cases involving 1,127 persons as against cases involving 642 persons in the preceding year. The results are shown below:—

| | NUMBER OF PERSONS. | |
|--|--------------------|-------|
| | 1887. | 1888. |
| District Magistrates did not interfere ... | 468 | 829 |
| New trial ordered ... | 32 | 43 |
| Sentence modified ... | 1 | |
| Sentence reversed ... | 1 | 1 |
| Proceedings quashed... .. | 21 | |
| Referred to High Court ... | 115 | 254 |
| Pending at end of year ... | 4 | |

54. Trials by jury or with the aid of assessors are held only in the High Court, the Courts of Session and in the Courts of Magistrates under Chapter X of the Criminal Procedure Code. In the High Court a jury consists of 9 persons. In districts other than those mentioned below trials in the Courts of Session are held with the aid of assessors. In the following districts the offences shown in each case are tried by a jury of five persons, *viz.* :—

Offences triable.

| | |
|---------------------|--|
| Belgaum ... | { All offences punishable with death, transportation for life or imprisonment for 10 years. |
| Poona ... | { Offences under Chapters VIII, XI, XII, XVI, XVII, XVIII, or any of said chapters, with Section 75 of the Indian Penal Code, punishable with death, transportation for life, transportation or imprisonment for a period exceeding 10 years, or abetments of or attempts to commit such offences. |
| Tháná and Surat... | { All offences punishable with death, transportation for life, or imprisonment for 10 years. |
| Ahmedabad ... | All offences punishable with death. |
| City of Karáchi ... | { All offences punishable with death, transportation for life or imprisonment for 10 years. |

55. In the High Court 31 cases were tried by jury as against 26 in 1887. In all these cases the verdict of the jury was accepted.

56. In the Courts of Session mentioned in paragraph 54 there were 168 cases tried by jury, in 147 of which the Sessions Judge accepted the verdict. Of the remaining 21 cases in 15 the Judge objected wholly and in 6 partially to the

verdict. The Judges referred 13 cases to the High Court, which refused to interfere with the verdict in 5 cases and set aside the verdict in 3 cases. In one case a new trial was ordered and 4 cases remained pending at the end of the year.

57. In the Magistrates' Courts under Chapter X of the Criminal Procedure Code 10 cases were tried by jury, in all of which the verdict was accepted.

58. There were 532 cases tried in the Courts of Session with the aid of assessors as against 462 in 1887. In 376 cases the Judge agreed with the assessors. In 50 cases the Judge differed from one and in 104 from both assessors. Besides these in 2 cases the Judge agreed with the assessors in respect of some accused persons as to certain charges and differed in respect of others. In 28 cases the opinions of the assessors were not taken.

59. It may be added here that the entries in columns 16 and 17 of Judicial Statement No. 1 (Civil and Criminal) do not appear to be altogether reliable. The figures supplied from different districts vary so largely as to show that the statements are not prepared on one uniform system. For instance, the charges for process-servers are shown by the District Magistrate of Bijapur as Rs. 8,549. In Ratnagiri the same charges amount to Rs. 1,526, while in no other district, except Poona and Sátara, do they exceed Rs. 500, and in some districts, such as Tháná, Surat, Ahmedabad, &c., no charges at all are entered on this account.

60. The results of the administration of Criminal Justice during the year under report, as compared with the previous year, may thus be summarised :

There was a decrease of 5,646 in the number of cases reported, and of 5,795 in the number returned as true. The number of cases brought to trial during the year was less by 5,465 than in 1887 and involved 1,310 fewer persons. There was a noteworthy increase in the number of cases of murder and of hurt, and a large decrease of 9,151 in the number of offences under special and local laws.

61. The proportion of discharges and acquittals to convictions has risen from 56.44 to 68.32 since the year 1887. The number of appellants increased from 6,925 to 8,616. The largest number of appeals to the High Court came as in the previous year from the Ahmedabad District. 879 cases, involving 1,448 persons, were reviewed by the Courts of Session and District Magistrates, in 90.75 per cent. of which they did not interfere. The number of cases reviewed by the High Court has increased by 280 and that of those reviewed by the Sadar Court in Sind has also increased by 128. On the whole the working of the Criminal Courts during the year has been satisfactory.

62. Dr. Pollen again discusses at some length the question of trial by jury, and recommends that offences punishable with death should not be tried by jury in the mofussil. His remarks on this subject are appended: "In 1887 my predecessor, Mr. Fulton, reported against the jury system, but it was decided to give it a further trial. Last year I reported that though from the short experience I had had, I was not prepared to endorse to their full extent my predecessor's views as regards the general failure of the system, I agreed with him in thinking that in murder cases it was not to be relied on. My opinion on this point has been confirmed by the experience of the last year. Though I occasionally meet with an intelligent, independent and honest set of jurors, I am satisfied that dependence cannot ordinarily be placed on an average jury chosen, as the law requires, by lot from the general list, to return an honest or conscientious verdict in the case of offences punishable with death. I find that in such cases the average jury is wanting in moral courage, in independence and in ability to appreciate evidence so as to discriminate between what is true and what is false. The unanimity and rapidity with which the juries, as a rule, arrive at their verdicts, have struck me with surprise. They seldom, if ever, disagree, a fact which indicates want of courage and of a sense of individual responsibility; and they do not seem to be much influenced by the Judge's charge. The return (Form No. II) shows a great disproportion between the numbers of acquittals and convictions in the case of offences affecting human life. I do not think that the provisions of Section 307, Criminal Procedure Code, afford an

adequate security against improper verdicts. The High Court will not interfere with the verdict of a jury unless it is shown to be palpably and manifestly wrong; and in the majority of cases where so much depends on the right appreciation of oral evidence, it is not easy to show this, for it seldom happens that some weak points cannot be discovered in the evidence of Native witnesses in murder cases, and these can be easily pointed out as justifying a jury's reluctance to convict. "I think that a trained and experienced Judge is better qualified to appreciate the evidence and to discriminate between truth and falsehood in such cases than a jury selected by lot from a panel of jurymen such as are available in this district. I am therefore disposed to advocate that offences punishable with death should be excepted from the category of offences triable by jury in the mofussil."

63. Dr. Pollen also draws attention to the difficulty of selecting a suitable jury in his Court owing to the prevalence of so many different vernaculars in Belgaum and its neighbourhood.

G., JACOB,
Acting Registrar.

*Her Majesty's High Court of Judicature,
Appellate Side, Bombay, 2nd October 1889.* }

**REPORT ON THE ADMINISTRATION OF CIVIL JUSTICE IN
THE PRESIDENCY OF BOMBAY FOR THE YEAR 1889.**

The subject of this report is the administration of Civil Justice by all the Civil Courts in the Bombay Presidency, including the Province of Sind, and excluding the Courts at Aden. No information is received by the High Court regarding the constitution or working of the Courts at Aden and Zanzibar.

2. The territories to which the report relates are the Regulation Provinces within the original or appellate jurisdiction of the High Court, and the Province of Sind. A map of the Presidency is annexed in which the position of the Courts of the several Subordinate Judges is marked with a single red line, a double line being used to indicate the head-quarter stations at which are located the Courts of District Judges, or of Assistant Judges exercising the powers of a District Judge.

3. The area and population of these territories according to the census of 1881 are shown below :—

| | Area in Square Miles. | Population. |
|-----------------------------|-----------------------|-------------|
| Regulation Provinces | 76,026 | 14,040,501 |
| Sind | 48,326 | 2,413,823 |
| Total | 124,352 | 16,454,414 |

4. The constitution and functions of the several classes of Courts remain as described in the report for 1880. The Mamlatdars' Courts under Bombay Act III of 1876 are not properly speaking Revenue Courts, but for the sake of convenience the figures relating to them have been entered in the returns, as hitherto, under the heading of Subordinate Revenue Courts.

5. During the year under report the High Court was presided over by a Chief Justice and six Judges as follows :—

Chief Justice.

Sir Charles Sargent.

Puisne Judges.

Mr. Justice Bayley.

Mr. Justice Scott.

Mr. Justice Nanabhai Haridas.

Mr. Justice Birdwood.

Mr. Justice Jardine.

Mr. Justice Parsons.

The Honourable the Chief Justice was on privilege leave up to the 12th February and during that period the Honourable Mr. Justice Bayley acted as Chief Justice.

6. In the Presidency proper there were 13 District Judges, one Joint Judge, one Assistant Judge, F. P., at Broach, and from the 5th June one Assistant Judge, F. P., at Bijapur and six Assistant Judges. The average number of Assistant Judges, actually working during the year, including the Assistant Judge, F. P., at Bijapur, was five.

7. There were 13 First Class and 86 Second Class Subordinate Judges.

8. The number of Jághirdárs and Inámdárs, exercising the powers of Subordinate Judges of the 2nd class under Regulation XIII of 1830, was 3. The decrease of 2 since the preceding year is due to Government having withdrawn the powers of Ráo Bahádur Náráyan Anant Mutálik, Jághirdár of Shere in the Sátára District, at his own request (*vide* Government Notification, No. 119 of 7th January 1888), and to the inclusion of the village of the Jághirdár of Chandori in the Násik District, within the local jurisdiction of the Pimpalgaon Subordinate Court (*vide* Government Notification, No. 2187 of the 13th April 1887). The Cantonment Magistrates of Poona, Belgaum and Ahmednagar are entered in the returns as having performed the functions of Civil Courts under Act III of 1859 and also as invested with the powers of Courts of Small Causes for the trial of suits up to the amount of Rs. 200. The Mámlatdárs of the various tálukás, numbering 188 in all (including Maháلكaris), disposed of possessory suits under Bombay Act III of 1876.

9. At the close of the year there were 91 Village Munsiffs and 221 Conciliators, appointed under the Dekkhan Agriculturists' Relief Act, as against 90 and 228, respectively, at the close of 1887.

10. In Sind the constitution of the Civil Courts remains unaltered.

11. The following statement shows the numbers and designations of the regular Civil Courts which come within the scope of this report. The Courts of Cantonment Magistrates and Mámlatdárs are not included, as the discharge of the civil functions mentioned above in paragraph 8 occupies but a small portion of their time.

Regulation Provinces.

The High Court.

The Court of Small Causes in Bombay.

13 District Judges.

* 2 Agents for Sardárs in the Deccan and Southern Marátha Country under Regulation XXIX of 1827.

1 Joint Judge.

2 Assistant Judges with full powers.

5 Assistant Judges.

5 Small Cause Courts.

3 Cantonment Magistrates with powers of Small Cause Court.

13 First Class Subordinate Judges.

86 Second Class Subordinate Judges.

3 Inámdárs and Jághirdárs with powers under Regulation XIII of 1830.

91 Village Munsiffs under the Dekkhan Agriculturists' Relief Act.

Sind.

The Sadar Court.

4 District Judges (including the Deputy Commissioner of Thar and Párkar).

1 Small Cause Court.

The Cantonment Magistrate, Karáchi, is also a Judge of the Court of Small Causes in the Cantonment.

13 Subordinate Judges.

7 Mukhtyárkars, 7 Head Munshis, and 1 Deputy Collector in Thar and Párkar with powers to try Civil suits.

* The Judge of Poona is Agent for the Sardárs in the Deccan and in the Southern Marátha Country the Agent for Sardárs is the Political Agent of Kolhápur.

N.B.—There are 6 officers of the grade of Assistant Judge. On the 5th June 1888, one of these was invested with Full Powers in the Bijápur District. There were on the average 4 Assistant Judges working during the year, of whom 3 only had appellate powers.

12. The total receipts of all Courts in the Presidency amounted to Rs. 23,43,309 against Rs. 27,64,253 in 1887, the expenditure being shown as Rs. 44,32,149 against Rs. 45,28,151 in 1887. These figures include the receipts and expenditure of Civil, Criminal and Revenue Courts taken all together, in accordance with the directions of the Government of India in the Resolution, No. ⁷⁴₁₃₅₂₋₈₂ of the 20th October 1882.

13. The following table shows the receipts and expenditure of the High Court as compared with the two preceding years :—

| | 1886. | | 1887. | | 1888. | |
|--------------------------------|-----------|--------------|-----------|--------------|-----------|--------------|
| | Receipts. | Expenditure. | Receipts. | Expenditure. | Receipts. | Expenditure. |
| | Rs. | Rs. | Rs. | Rs. | Rs. | Rs. |
| High Court (Original Side) ... | 4,12,896 | 3,66,530 | 3,40,994 | 3,77,329 | 3,49,283 | 3,53,774 |
| Do. (Appellate Side) ... | 50,407 | 2,60,576 | 62,135 | 2,61,425 | 61,864 | 2,58,204 |

14. The total number of suits instituted in all the Courts during the year under report was 189,328 as compared with 198,152 in 1887, showing a decrease by 8,824.

The districts of Khándesh, Tháná, Ahmedábád (including Kairá and Panch Maháls), and the Bombay Court of Small Causes are mainly responsible for this decrease. There is a considerable increase in Sind and in the number of suits instituted before Village Munsiffs.

The number of suits instituted in each of the last five years is shown below :—

| | 1884. | 1885. | 1886. | 1887. | 1888. |
|------------------------|---------|---------|---------|---------|---------|
| Number of suits | 148,361 | 152,969 | 194,011 | 198,152 | 189,328 |

The work of the Bombay Court of Small Causes was included in this report for the first time in 1886.

15. The number of suits instituted in the High Court was 1,149 as compared with 1,258 in 1887. In the Original Jurisdiction the number of suits decreased by 109, for which no special reason can be assigned.

There were 579 insolvency suits, being 119 less than in 1887.

16. The following table shows the number of suits instituted in the High Court during each of the last nine years :—

| | 1890. | 1891. | 1892. | 1893. | 1894. | 1895. | 18-6. | 1897. | 18-8. |
|-----------------------------|-------|-------|-------|-------|-------|-------|-------|-------|-------|
| Original Jurisdiction ... | 595 | 541 | 493 | 459 | 479 | 525 | 556 | 539 | 556 |
| Admiralty do. ... | ... | ... | 1 | 4 | 1 | ... | 8 | 2 | ... |
| Testamentary do. ... | 15 | 5 | 11 | 17 | 8 | 7 | 13 | 17 | 11 |
| Matrimonial (Pársi) do. ... | 4 | 2 | 4 | 6 | 1 | 2 | 2 | 2 | 3 |
| Insolvency do. ... | 601 | 489 | 517 | 510 | 516 | 590 | 619 | 694 | 579 |
| Total ... | 1,215 | 1,037 | 1,026 | 996 | 1,035 | 1,124 | 1,198 | 1,253 | 1,149 |

17. There were 3 matrimonial suits in the High Court as against 2 in 1897, and none in the Sadar Court in Sind.

18. The number of original suits instituted in the District Courts was 347 as compared with 264 in 1897 and 292 in 1896. There was an increase of

74 in Sind, and in Dhárwár the number rose from 3 to 13. No special cause is assigned for this increase.

19. The following comparative table exhibits the number of suits instituted during the last six years in the Courts of the Subordinate Judges and of the Jághirdárs and Inámdárs exercising Civil jurisdiction in each district :—

| | 1883. | 1884. | 1885. | 1886. | 1887. | 1888. |
|---------------------------------------|----------------|----------------|----------------|----------------|----------------|----------------|
| Ahmedábád, Kairá and Panch Maháls ... | 15,962 | 16,467 | 15,238 | 15,959 | 17,715 | 16,106 |
| Surat ... | 3,629 | 4,298 | 3,956 | 3,714 | 4,193 | 3,780 |
| Broach ... | 4,708 | 4,637 | 4,060 | 4,688 | 5,007 | 5,160 |
| Tháná ... | 6,172 | 6,497 | 6,356 | 7,268 | 8,183 | 6,631 |
| Kolábá ... | 3,199 | 3,611 | 3,140 | 3,339 | 3,923 | 3,254 |
| Násik ... | 9,185 | 10,362 | 9,819 | 11,455 | 11,164 | 10,737 |
| Ratnágiri ... | 6,155 | 5,938 | 5,913 | 5,935 | 6,191 | 6,132 |
| Khándesh ... | 16,829 | 18,674 | 19,630 | 24,999 | 22,752 | 19,828 |
| Ahmednagar ... | 4,842 | 5,493 | 5,877 | 6,119 | 5,467 | 4,757 |
| Pooná ... | 4,941 | 5,067 | 6,395 | 5,149 | 4,446 | 4,551 |
| Sholápur ... | 2,474 | 4,848 | 5,183 | 5,946 | 5,624 | 5,023 |
| Bijápur... } | 4,863 | | | | | |
| Belgaum ... | 5,807 | 3,206 | 3,050 | 3,147 | 3,128 | 3,318 |
| Sátará ... | 5,807 | 5,998 | 6,128 | 4,478 | 3,975 | 4,061 |
| Dhárwár ... | 2,814 | 2,822 | 3,223 | 3,543 | 3,605 | 3,764 |
| Kánará ... | 2,296 | 2,466 | 2,011 | 2,107 | 2,233 | 2,190 |
| Karáchi ... | 2,553 | 2,766 | 2,822 | 2,384 | 2,998 | 3,479 |
| Hyderábád ... | 7,155 | 6,607 | 6,897 | 5,984 | 7,349 | 6,935 |
| Shikárpur, Upper Sind Frontier ... | 9,267 | 7,929 | 8,098 | 7,616 | 8,291 | 8,809 |
| Thar and Párkar ... | 499 | 449 | 479 | 507 | 541 | 523 |
| Total ... | 113,350 | 118,135 | 118,275 | 124,337 | 126,785 | 119,038 |

20. There is a decrease of 7,747 as compared with the preceding year. The decrease is most marked in the districts of Ahmedábád (including Kairá and Panch Maháls), Tháná, Násik and Khándesh. There is an increase in seven districts, the largest being in the districts of Karáchi and Shikárpur and Upper Sind Frontier.

21. The following table shows a comparative statement of the number of suits instituted in the Small Cause Courts during each of the last five years :—

| | 1884. | 1885. | 1886. | 1887. | 1888. |
|------------------------------------|---------------|---------------|---------------|---------------|---------------|
| Ahmedabad ... | 3,961 | 4,221 | 4,766 | 5,552 | 5,331 |
| Nadiád ... | 703 | 784 | 1,085 | 1,363 | 1,687 |
| Broach ... | 1,143 | 1,236 | 1,404 | 1,365 | 1,076 |
| Surat ... | 3,026 | 2,906 | 3,147 | 3,610 | 3,205 |
| Poona... .. | 4,270 | 4,481 | 5,083 | 5,126 | 4,445 |
| Karáchi (including Cantonment) ... | 2,602 | 2,722 | 2,403 | 1,927 | 2,146 |
| Bombay ... | ... | ... | 34,336 | 34,758 | 31,899 |
| Total ... | 15,705 | 16,350 | 52,224 | 53,701 | 49,789 |

22. There has been a decrease in all the Courts except Karáchi and Nadiád, the total decrease being 3,912.

23. The number of suits filed before Village Munsiffs was 6,058, showing an increase of 1,019 as compared with 1887.

24. The following table exhibits the classification according to subject-matter of the suits instituted during the year as compared with 1887:—

| No. | Class of Suits. | 1887. | 1888. | Increase. | Decrease. |
|-------------------------------|--|--------|--------|-----------|-----------|
| <i>Suits for Money.</i> | | | | | |
| 1 | On contract in writing | 97,795 | 90,277 | ... | 7,518 |
| 2 | On contract not in writing | 11,295 | 9,832 | ... | 1,463 |
| 3 | On account stated | 21,123 | 20,807 | ... | 1,316 |
| 4 | For money had and received | 4,817 | 4,292 | ... | 525 |
| 5 | For goods sold | 15,217 | 16,586 | 1,369 | ... |
| 6 | For wages, work and materials | 475 | 1,548 | 1,073 | ... |
| 7 | Other suits for money or moveables not already mentioned | 3,495 | 781 | ... | 2,714 |
| 8 | Rent of houses and property other than land... .. | 4,195 | 3,704 | ... | 491 |
| 9 | Moveable property or the value thereof | 1,182 | 1,239 | 57 | ... |
| 10 | Damages | 1,512 | 1,378 | ... | 134 |
| <i>Title and other Suits.</i> | | | | | |
| 11 | Arrears of rent of land with or without ejectment or cancelment of title | 3,395 | 3,381 | ... | 14 |
| 12 | Enhancement or abatement of rent | 44 | 34 | ... | 10 |
| 13 | Relating to distraint | 12 | 15 | 3 | ... |
| 14 | Damages for extortion or withholding receipts, or on account of illegal restraint or other causes | 72 | 95 | 23 | ... |
| 15 | For Puttahs and Kabuláyats | 387 | 680 | 293 | ... |
| 16 | For recovery of possession or removal of obstruction under Bombay Act III of 1876 | 10,694 | 12,216 | 1,522 | ... |
| 17 | Suits for immoveable property | 9,608 | 9,121 | ... | 487 |
| 18 | Suits for declaratory decrees | 395 | 425 | 30 | ... |
| 19 | Other suits under the Specific Relief Act | 252 | 312 | 60 | ... |
| 20 | Suits to declare and establish rights to real property, including pre-emption, foreclosure, &c. | 3,064 | 2,779 | ... | 285 |
| 21 | Suits to declare and establish personal rights... .. | 186 | 228 | 42 | ... |
| 22 | Suits for an account | 178 | 169 | ... | 9 |
| 23 | Suits relating to religious endowments | 4 | 8 | 4 | ... |
| 24 | Suits to set aside judgments, contracts or obligations on the ground of fraud | 22 | 29 | 7 | ... |
| 25 | Suits for dissolution of marriage | 9 | 6 | ... | 3 |
| 26 | Suits for enforcement of matrimonial rights | 175 | 176 | 1 | ... |
| 27 | Suits for partition | 472 | 519 | 47 | ... |
| 28 | Suits relating to shipping | 8 | 4 | ... | 4 |
| 29 | Suits relating to religion and caste | 3 | ... | ... | 3 |
| 30 | Administration suits | 14 | 16 | 2 | ... |
| 31 | Interpleader suits | 1 | 4 | 3 | ... |
| 32 | Dissolution of partnership | 16 | 15 | ... | 1 |
| 33 | Suits under Section 261, Act X of 1865 (also Hindu Wills Act) | ... | 2 | 2 | ... |
| 34 | Other suits not falling under any other previous heads | 1,410 | 2,025 | 585 | ... |

25. The most considerable decrease is in suits on contract in writing (7,518), on contract not in writing (1,463), on account stated (1,316), and in other suits for money or moveables not specified (2,714); and increase in suits for goods sold (1,369), for wages, work and materials (1,073), and in suits under Bombay Act III of 1876 (1,522).

26. The suits instituted in the High Court are classified as regards their subject-matter as compared with 1887 in the following table:—

| Class of Suits. | 1887. | 1888. | Increase. | Decrease. |
|--|-------|-------|-----------|-----------|
| <i>Suits for Money or Moveable Property.</i> | | | | |
| Contract in writing | 120 | 121 | 1 | ... |
| Contract not in writing | 2 | 5 | 3 | ... |
| On account stated... .. | 83 | 54 | ... | 29 |
| Money had and received | 1 | 17 | 16 | ... |
| Goods sold | 8 | 16 | 8 | ... |
| Wages, work and materials | 5 | 7 | 2 | ... |
| Other suits for money or moveables not already mentioned | 5 | 2 | ... | 3 |
| Rent not falling under the rent law | ... | 1 | 1 | ... |
| Moveable property or value thereof | 15 | 21 | 6 | ... |
| Damages | 23 | 21 | ... | 2 |
| <i>Title and other Suits.</i> | | | | |
| Suits for immoveable property | 37 | 42 | 5 | ... |
| Suits for declaratory decrees | 1 | 15 | 14 | ... |
| Other suits under the Specific Relief Act | 66 | 81 | 15 | ... |
| Suits to declare and establish rights to real property, including pre-emption, foreclosure, &c. | 23 | 19 | ... | 4 |
| Suits to declare and establish personal rights | 14 | 18 | 4 | ... |
| Suits for an account | 41 | 27 | ... | 14 |
| Suits relating to religious endowments | ... | 2 | 2 | ... |
| Suits to set aside judgments, contracts or obligations on the ground of fraud | 18 | 11 | ... | 7 |
| Suits for dissolution of marriage | 6 | 2 | ... | 4 |
| Suits for enforcement of matrimonial rights | ... | 3 | 3 | ... |
| Suits for partition | 12 | 19 | 7 | ... |
| Suits relating to religion and caste | 2 | ... | ... | 2 |
| Administration suits | 22 | 21 | ... | 1 |
| Interpleader suits | ... | ... | ... | ... |
| Dissolution of partnership | 14 | 25 | 11 | ... |
| Suits under Section 261, Act X of 1865 (also Hindu Wills Act) | 17 | 11 | ... | 6 |
| Other suits not falling under any of the previous heads | 21 | 6 | ... | 15 |

27. This shows an increase of 11 as compared with the preceding year. There is an increase of 14 in suits for declaratory decrees, of 15 in other suits under the Specific Relief Act, and of 11 in suits for dissolution of partnership, and a decrease of 14 in suits for an account and of 15 in other suits not specified.

28. The aggregate value of the subject-matter of suits instituted during the year was Rs. 35,43,039 on the Original Side of the High Court as compared with Rs. 46,16,121 in 1887, showing a decrease of Rs. 10,73,082. The total value of claims in the mofussil Courts was Rs. 1,55,93,954 as compared with Rs. 1,53,27,795 in 1887, showing an increase of Rs. 2,66,159.

29. In the 189,328 suits instituted in 1888, the value of the claims did not exceed—

Rs. 10 in 30,635.
Rs. 50 in 81,769.
Rs. 100 in 33,513.
Rs. 500 in 28,756.

Rs. 1,000 in 2,909.
Rs. 5,000 in 1,621.
Rs. 10,000 in 154.

There were 150 suits in which the claims exceeded Rs. 10,000 in value, and 9,821 the value of which cannot be estimated in money. There is an increase of 14 and 1,410 respectively in the last-named two classes of suits and a decrease in all the other classes except in those of a valuation between Rs. 500 and Rs. 1,000 and between Rs. 1,000 and Rs. 5,000, respectively.

Disposal of Suits.

30. The total number of suits disposed of by the several classes of Civil Courts during the year was 194,007 as compared with 200,804 in 1887, show-

ing a decrease of 6,797. The arrears at the commencement of the year were 36,141, which were reduced to 33,484 at the close of the year.

31. The following table shows the number of cases decided by the several classes of Civil Courts during each of the last three years:—

| | 1886. | 1887. | 1888. |
|--|---------|---------|---------|
| High Court | 1,174 | 1,311 | 1,090 |
| Sadar Court in Sind | 2 | | |
| District and Assistant Judges | 289 | 319 | 662 |
| Subordinate Judges | 123,670 | 128,351 | 120,800 |
| Cantonment Magistrates | 308 | 1,111 | 1,279 |
| Jághirdárs and Inámdárs | 507 | 697 | 720 |
| Small Cause Courts | 50,457 | 53,280 | 51,354 |
| Village Munsiffs | 5,342 | 4,991 | 5,951 |
| Mámlatdárs under Bombay Act III of 1876 | 10,199 | 10,706 | 12,089 |
| Total | 192,546 | 200,804 | 191,007 |

There is a decrease in the case of the High Court (221), the Subordinate Judges and Courts of Small Causes, and an increase in all other classes of Courts.

32. The details of suits disposed of by the High Court on the Original Side in 1887 and 1888 respectively are given in the appended table:—

| | 1887. | 1888. |
|---|-------|-------|
| Disposed of without trial | 260 | 173 |
| Compromised | 72 | 67 |
| Decreed on confession | 8 | 8 |
| Decreed <i>ex-parte</i> | 528 | 427 |
| Dismissed <i>ex-parte</i> | 227 | 261 |
| On reference to arbitration ... { For plaintiff | | |
| ... { For defendant | | |
| With contest ... { For plaintiff | 127 | 88 |
| ... { For defendant | 89 | 66 |
| Total | 1,311 | 1,090 |

There were 1,357 suits pending at the end of the year as compared with 1,337 pending at the close of the preceding year.

33. In the mofussil and the Bombay Small Cause Courts the manner in which the suits were disposed of in 1887 and 1888 respectively is shown in the following table:—

| | 1887. | 1888. |
|---|---------|---------|
| Disposed of without trial | 16,820 | 18,632 |
| Compromised | 36,387 | 35,592 |
| Decreed on confession | 24,183 | 22,874 |
| Decreed <i>ex-parte</i> | 63,847 | 62,224 |
| Dismissed <i>ex-parte</i> | 3,773 | 2,517 |
| On reference to arbitration ... { For plaintiff | 802 | 975 |
| ... { For defendant | 53 | 74 |
| Contested ... { For plaintiff | 34,543 | 34,389 |
| ... { For defendant | 9,059 | 9,687 |
| Total .. | 194,562 | 186,564 |

There were 32,127 suits pending at the end of the year as against 34,804 pending at the close of 1887.

34. The number of suits decreed *ex-parte* by the District and Subordinate and Small Cause Courts respectively is shown for 1887 and 1888 in the following table :—

| | 1887. | 1888. | Increase. | Decrease. |
|-------------------------------------|--------|--------|-----------|-----------|
| Small Cause Courts ... | 19,630 | 18,578 | ... | 1,052 |
| District and Subordinate Courts ... | 48,824 | 43,188 | ... | 5,636 |

35. The percentage of suits thus disposed of to the total number of cases decided by the Courts in each of the last three years is shown below :—

| | 1886. | 1887. | 1888. |
|-------------------------------------|-------|-------|-------|
| Small Cause Courts ... | 34·81 | 36·84 | 36·18 |
| District and Subordinate Courts ... | 37·22 | 37·41 | 34·96 |

36. The following table shows the average duration of suits in the various classes of Courts as compared with the previous year :—

| | AVERAGE NUMBER OF DAYS DURING WHICH SUITS LASTED. | | | |
|---|---|--------------|------------|--------------|
| | 1887. | | 1888. | |
| | Contested. | Uncontested. | Contested. | Uncontested. |
| Unpaid Tribunals— (Jághirdárs and Inámdárs) ... | 317 | 104·3 | 486·672 | 164·429 |
| Paid Sub-divisional Courts— Subordinate Judges' Courts ... Cantonment Magistrates' Courts ... Mámlatdárs' Courts ... | 59·741 | 38·031 | 123·169 | 56·161 |
| Small Cause Courts ... | 71·865 | 35·307 | 76·498 | 44·158 |
| District Courts .. | 227·2 | 121·456 | 250·148 | 160·135 |
| High Court ... | 231·5 | 266·75 | 211 | 234 |
| Presidency Small Cause Courts ... | 41 | 34 | 45 | 36 |

37. The average duration of suits has increased in all classes of Courts except the High Court. The comparison with last year's figures, however, is, to some extent, misleading, the aggregate average having been hitherto calculated on an erroneous principle.

38. Of the 1,357 cases pending in the High Court at the close of the year 1,066 had been instituted for more than three months. Of the 32,127 pending in the Subordinate and Small Cause Courts at the close of the year 10,240 had been filed more than three months.

39. These figures exhibit a further slight improvement in the direction of diminution of delay, which may however be partly due to the decrease in the number of suits instituted.

40. In addition to the regular suits disposed of by the Civil Courts they also decided 19,077 miscellaneous cases out of 22,470, which came before them, leaving pending 3,393 at the end of the year or 594 in excess of the balance pending at the end of 1887.

Conciliators under the Dekkhan Agriculturists' Relief Act.

41. The following table exhibits the work done by Conciliators as shown in paragraph 35 of the Special Judge's report:—

| Districts. | For Disposal. | | | | Disposed of | | | | | | | | GENERAL PARTICULARS. | | | | | |
|------------------------|-------------------------------------|--|--------------|--------|--|--|---|---|--|------------------------------|--------------------------------|--------------|----------------------|---------------------------------|--|--|------------------------------------|----------|
| | Arrives on the 1st of January 1887. | Number of Applications received during the year. | By transfer. | Total. | Withdrawn by applicant or Compromised. | Struck off by Conciliator for default. | Settled by agreement forwarded to Court under Section 44. | Referred to arbitrator and agreement forwarded to Court under Section 45. | By refusal of plaintiff of opposite party to attend. | By non-agreement of parties. | Total of two previous columns. | By transfer. | Total disposed of. | Balance remaining for disposal. | Number of cases disposed of during the year. | First fee paid during the year (under Section 61, Act No. 18 of 1859). | Process fees paid during the year. | Balance. |
| 1 | 2 | 3 | 4 | 5 | 6 | 7 | 8 | 9 | 10 | 11 | 12 | 13 | 14 | 15 | 16 | 17 | 18 | 19 |
| Poona | 1,011 | 11,254 | 1 | 12,105 | 1,000 | 2,813 | 2,273 | 7 | 4,502 | 949 | 5,451 | 20 | 11,623 | 1,577 | 4,723 | 2,274 | 11 | 1,713 |
| Sátára | 1,868 | 8,203 | 206 | 10,277 | 499 | 2,349 | 1,500 | 4 | 2,564 | 912 | 3,476 | 241 | 9,084 | 1,200 | 4,377 | 2,140 | 11 | 1,298 |
| Ahmednagar | 917 | 4,792 | .. | 5,709 | 211 | 1,831 | 818 | .. | 2,054 | 333 | 2,387 | .. | 3,247 | 454 | 2,343 | 1,149 | 18 | 602 |
| Sholápur | 454 | 2,035 | 69 | 2,558 | 249 | 609 | 624 | .. | 847 | 492 | 1,339 | 69 | 2,176 | 277 | 1,326 | 848 | 2 | 413 |
| Total | 5,170 | 27,381 | 276 | 32,827 | 2,019 | 7,932 | 5,207 | 11 | 10,071 | 2,696 | 12,767 | 269 | 29,130 | 3,607 | 12,823 | 6,430 | 33 | 4,111 |
| Results of 1887.. .. . | 5,709 | 30,623 | 290 | 36,617 | 2,549 | 8,827 | 6,469 | 6 | 11,073 | 2,632 | 13,705 | 290 | 31,647 | 4,170 | 12,407 | 7,173 | 7 | 4,667 |

Appeals.

42. The total number of appeals before all the Appellate Courts during the year was 11,403, of which 5,753 were disposed of, 5,650 remaining undisposed of at the end of the year. The following table shows the number of appeals instituted, disposed of and left pending before the several Appellate Courts of the Presidency during the last three years:—

| | 1886. | | | 1887. | | | 1888. | | |
|--|-------------|--------------|---------|-------------|--------------|---------|-------------|--------------|---------|
| | Instituted. | Disposed of. | Pending | Instituted. | Disposed of. | Pending | Instituted. | Disposed of. | Pending |
| <i>High Court.</i> | | | | | | | | | |
| Original Side | 40 | 41 | 20 | 49 | 43 | 32 | 31 | 39 | 27 |
| Appellate Side | 119 | 114 | 265 | 111 | 163 | 213 | 169 | 148 | 191 |
| { First appeals. | 724 | 850 | 1,107 | 813 | 665 | 1,255 | 822 | 1,014 | 1,039 |
| { Second do. | 10 | 17 | 2 | 18 | 15 | 5 | 10 | 7 | 8 |
| Sadar Court in Sind. { | 13 | 17 | 2 | 20 | 49 | 3 | 26 | 23 | 3 |
| { First appeals. | | | | | | | | | |
| { Second do. | | | | | | | | | |
| <i>District Courts.</i> | | | | | | | | | |
| Ahmedabad (including Kaira and Panch Maháls) | 302 | 379 | 573 | 275 | 510 | 323 | 317 | 264 | 357 |
| Surat | 116 | 78 | 126 | 104 | 111 | 119 | 77 | 101 | 93 |
| Broach | 108 | 109 | 83 | 93 | 99 | 89 | 92 | 76 | 105 |
| Khándesh | 217 | 191 | 259 | 206 | 241 | 314 | 243 | 263 | 331 |
| Thána (including Kolába) | 420 | 443 | 220 | 445 | 492 | 263 | 459 | 267 | 446 |
| Násik | 211 | 191 | 177 | 287 | 228 | 233 | 216 | 259 | 142 |
| Ahmednagar | 260 | 319 | 326 | 254 | 244 | 309 | 295 | 343 | 243 |
| Poona | 321 | 285 | 322 | 262 | 231 | 250 | 292 | 246 | 279 |
| Sholápur-Bijápur | 276 | 148 | 208 | 324 | 415 | 431 | 323 | 422 | 337 |
| Sátára | 451 | 317 | 617 | 464 | 492 | 549 | 412 | 634 | 343 |
| Belgaum | 212 | 243 | 117 | 211 | 256 | 162 | 187 | 264 | 105 |
| Dhárwár | 220 | 247 | 108 | 220 | 167 | 161 | 332 | 214 | 279 |
| Ratnágiri | 510 | 430 | 430 | 549 | 323 | 648 | 663 | 644 | 625 |
| Kánara | 217 | 153 | 305 | 191 | 165 | 394 | 145 | 217 | 312 |
| Karáchi | 14 | 14 | 2 | 21 | 22 | 1 | 21 | 19 | 2 |
| Hyderabad | 53 | 61 | 31 | 55 | 59 | 39 | 61 | 50 | 31 |
| Shikárpur | 125 | 122 | 127 | 149 | 143 | 53 | 125 | 91 | 121 |
| Thar and Párkár | 5 | 5 | 2 | 3 | 3 | 2 | 3 | 3 | .. |

43. The number of first appeals instituted on the Appellate Side of the High Court has increased from 111 to 169, while the number of second appeals in Sind

has fallen from 50 to 26. The number of appeals instituted in the District Courts (including Sind) has increased by 92. There is a very large increase in the number of appeals in the Ratnágiri and Dhárwár Districts and a considerable increase in the Ahmedabad District (including Kaira and Panch Maháls) and a considerable decrease in the number instituted in the Surat, Násik, Sátára and Belgaum Districts. The arrears pending at the close of the year have increased in the districts of Ahmedabad (49), Thána (183) and Dhárwár (118), and have decreased in the districts of Násik (44), Ahmednagar (48), Sholápur-Bijápur (94), Sátára (225), Belgaum (77) and Kánara (52).

44. The following table shows the number of appeals of all kinds made to the High Court from each district during the last five years:—

| | 1884. | | | 1885. | | | 1886. | | | 1887. | | | 1888. | | |
|---------------------------------------|-----------------|------------------|------------------------|-----------------|------------------|------------------------|-----------------|------------------|------------------------|-----------------|------------------|------------------------|-----------------|------------------|------------------------|
| | Second Appeals. | Regular Appeals. | Miscellaneous Appeals. | Second Appeals. | Regular Appeals. | Miscellaneous Appeals. | Second Appeals. | Regular Appeals. | Miscellaneous Appeals. | Second Appeals. | Regular Appeals. | Miscellaneous Appeals. | Second Appeals. | Regular Appeals. | Miscellaneous Appeals. |
| Ahmedabad, Kaira and Panch Maháls ... | 26 | 10 | 4 | 56 | 17 | 9 | 58 | 80 | 1 | 123 | 27 | 4 | 76 | 31 | 8 |
| Surat ... | 50 | 18 | 2 | 37 | 22 | 5 | 59 | 6 | 4 | 48 | 14 | 8 | 24 | 22 | 8 |
| Broach ... | 57 | 4 | .. | 26 | 2 | 2 | 26 | 3 | 1 | 24 | 4 | 4 | 15 | 4 | 1 |
| Khandesh ... | 103 | 6 | 14 | 52 | 4 | 5 | 76 | 9 | 3 | 99 | 7 | 6 | 40 | 4 | 2 |
| Thána and Kolába ... | 87 | 12 | .. | 112 | 14 | 5 | 26 | 3 | 1 | 24 | 4 | 4 | 48 | 16 | 2 |
| Násik ... | 19 | 8 | .. | 49 | 5 | 5 | 27 | 7 | 4 | 29 | 1 | .. | 33 | 5 | 3 |
| Ahmednagar ... | 20 | 19 | 0 | 20 | 7 | 4 | 42 | 1 | 4 | 41 | 4 | .. | 53 | 3 | 1 |
| Poona ... | 17 | 1 | .. | 44 | 16 | 5 | 79 | 12 | 11 | 58 | 13 | 9 | 54 | 13 | 5 |
| Sholápur-Bijápur ... | 68 | 6 | 3 | 71 | 15 | 1 | 26 | 6 | 3 | 49 | 8 | 3 | 51 | 13 | 3 |
| Sátára ... | 64 | 14 | 4 | 64 | 11 | 2 | 97 | 9 | 1 | 98 | 7 | 3 | 140 | 6 | 9 |
| Belgaum ... | 6 | 2 | .. | .. | .. | .. | 72 | 4 | 7 | 78 | 12 | 3 | 106 | 12 | 1 |
| Kaláugi ... | 44 | 8 | 1 | .. | .. | .. | .. | .. | .. | .. | .. | .. | .. | .. | .. |
| Dhárwár ... | 219 | 11 | 8 | 42 | 8 | 2 | 47 | 7 | 2 | 87 | 9 | 1 | 41 | 27 | 6 |
| Ratnágiri ... | 26 | 1 | 2 | 152 | 3 | 8 | 83 | 5 | 2 | 108 | 5 | 2 | 87 | 8 | 3 |
| Kánara ... | .. | .. | .. | 21 | 3 | 3 | 23 | 1 | 2 | 24 | 1 | 2 | 35 | 1 | 1 |
| Zanzibár ... | .. | 4 | .. | .. | 2 | .. | .. | .. | .. | .. | 1 | .. | .. | .. | .. |

45. In the High Court there were 59 appeals from decrees of Judges sitting on the Original Side and 7 references from the Bombay Court of Small Causes. Of these 9 appeals were dismissed, while in 14 cases the decrees were confirmed, in 5 modified and in 10 reversed and one reference was remanded. There were 27 such appeals and references pending at the end of the year.

46. From the mofussil Courts there were 382 appeals from original decrees which were disposed of as follows:—

| | | |
|---|---------|-----|
| Confirmed under Section 551, Civil Procedure Code | Number. | 1 |
| Dismissed for default | .. | 18 |
| Decree confirmed | .. | 82 |
| Do. modified | .. | 18 |
| Do. reversed | .. | 36 |
| Remanded | .. | 33 |
| Total disposed of | .. | 183 |
| Pending | .. | 194 |

47. The number of second appeals before the High Court was 2,077 as against 1,920 in 1887. They were disposed of as follows:—

| | | |
|---|---------|-------|
| Confirmed under Section 551, Civil Procedure Code | Number. | 284 |
| Dismissed for default | .. | 53 |
| Decree confirmed | .. | 476 |
| Decree modified | .. | 48 |
| Decree reversed | .. | 69 |
| Remanded | .. | 108 |
| Total disposed of | .. | 1,038 |
| Pending | .. | 1,039 |

48. The following table shows the number of appeals which came before the Sadar Court in Sind and the manner in which they were disposed of:—

| | Number of Appeals before the Court. | DISPOSED OF. | | | | | | Total disposed of. | Pending. |
|--------------------------------------|-------------------------------------|--------------------------------|------------------------|------------|-----------|-----------|-----------|--------------------|----------|
| | | Confirmed, Section 551, C.P.C. | Dismissed for default. | Confirmed. | Modified. | Reversed. | Remanded. | | |
| Appeals from Original decrees... .. | 15 | ... | 2 | 4 | ... | 1 | ... | 7 | 8 |
| Appeals from Appellate decrees... .. | 29 | 11 | ... | 10 | 4 | 1 | ... | 26 | 3 |

49. The total number of appeals from decrees before the District Courts was 8,834, including 412 decided by Subordinate Judges with appellate powers as against 8,593 in 1887. The following statement shows the manner in which they were disposed of:—

| | |
|---|--------------|
| Confirmed under Section 551, Civil Procedure Code ... | 210 |
| Dismissed for default | 261 |
| Decree confirmed | 2,553 |
| Decree modified | 580 |
| Decree reversed | 614 |
| Remanded | 231 |
| | <u>4,453</u> |
| Pending at close of year | 4,379 |
| Total ... | <u>8,834</u> |

The result shows a reduction by 106 in the arrears at the close of the year, 347 more than in 1887 having been disposed of.

50. The following table shows the ratio of the number of cases in which the decrees of the lower Courts were confirmed to that of those in which the decrees were reversed or varied as well as the number of appeals disposed of in each district:—

| Courts. | Total number of appeals disposed of. | Ratio of cases in which the decrees were confirmed or left unaltered. | Ratio of cases in which the decrees were reversed or varied or suits remanded. |
|--|--------------------------------------|---|--|
| <i>High Court.</i> | | | |
| Original Side | 39 | 59 | 41 |
| Appellate Side ... { | 168 | 54 | 46 |
| First Appeals | 1,033 | 78 | 22 |
| Second Appeals | 7 | 86 | 14 |
| Sadar Court in Sind . { | 26 | 81 | 19 |
| First Appeals | | | |
| Second Appeals | | | |
| <i>District Courts.</i> | | | |
| Ahmedabad (including Kaira and Panch Maháls) ... | 263 | 53 | 47 |
| Surat | 163 | 73 | 27 |
| Broach | 76 | 61 | 39 |
| Khándesh | 265 | 64 | 36 |
| Thána | 118 | 59 | 41 |
| Kolába | 119 | 61 | 39 |
| Násik | 269 | 67 | 33 |

| Courts. | Total number of appeals disposed of. | Ratio of cases in which the decrees were confirmed or left unaltered. | Ratio of cases in which the decrees were reversed or varied or suits remanded. |
|-----------------------------------|--------------------------------------|---|--|
| <i>District Courts—continued.</i> | | | |
| Ahmednagar | 343 | 65 | 35 |
| Poona | 286 | 64 | 36 |
| Sholapur | 422 | 76 | 24 |
| Bijapur | | | |
| Sátara | 638 | 71 | 29 |
| Belgaum | 264 | 75 | 25 |
| Dhárwár | 214 | 79 | 21 |
| Ratnágiri | 684 | 71 | 29 |
| Kánara | 217 | 52 | 48 |
| Karáchi | 19 | 42 | 58 |
| Hyderabad | 30 | 87 | 13 |
| Shikárpur | 94 | 71 | 29 |
| Thar and Párkar | 5 | 20 | 80 |

51. There were 275 miscellaneous appeals before the Appellate Courts, which were disposed of as follows :—

| | Number. |
|--|---------|
| Confirmed under Section 551, Civil Procedure Code | 15 |
| Dismissed for default... .. | 30 |
| Orders confirmed | 97 |
| Orders modified | 6 |
| Orders reversed | 59 |
| Remanded | 12 |
| | 219 |

At the close of the year 56 remained pending. The number disposed of in 1887 was 212, 69 being left pending at the close of that year.

52. The High Court on its Appellate Side disposed of 160 applications under its Extraordinary Jurisdiction, 18 references under Section 617 of the Civil Procedure Code, 9 references under the Stamp Act I of 1879, 1 application for transfer of suits to other Court and 1 reference for confirmation of decrees for dissolution of marriage and 1 under Act X of 1876. There were left pending at the close of the year 85 such applications and references.

Execution of Decrees.

53. The total number of applications for execution of decrees before all the Civil Courts during the year was 285,916 as against 296,915. These applications were dealt with as follows :—

In 38,710 satisfaction was obtained in full.

In 50,039 satisfaction was obtained in part.

144,214 applications were wholly infructuous.

299 applications were transferred to other Provinces for disposal.

49,719 remained pending at the end of the year.

54. Judgment-debtors were arrested without being imprisoned in 2,818 cases and were actually imprisoned in 2,093 cases. The corresponding numbers in 1887 were 3,902 and 3,326. The marked decrease in numbers is due to the operation of Act VI of 1888, which came into force on the 23rd March.

55. The total amount recovered by all Courts in execution proceedings was Rs. 45,62,779 as compared with Rs. 45,65,028 in 1887.

56. The number of applications under Chapter XX of the Civil Procedure Code in the mofussil was 436 as compared with 622 in the preceding year. The number of such applications in the four districts subject to the operation of the Dekkhan Agriculturists' Relief Act was 50 as compared with 99 in the previous year.

57. In the Insolvency Court in Bombay constituted under 11 and 12 Victoria Chapter XXI, there were 579 applications as against 698 in 1887.

58. The number of Civil cases tried with the aid of assessors was 12 as against 15 in 1887, all being cases under the Land Acquisition Act. There was one case disposed of in the Pársi District Matrimonial Court and 2 in the Pársi Chief Matrimonial Court.

59. A tabular statement is appended to this report showing the amount of work done during the year in the several Courts subordinate to the High Court in each district.

60. In this Presidency the records of suits disposed of by subordinate Courts are deposited in the District Courts. This system affords a safeguard against the probability of their being tampered with, and the parties have been protected against unnecessary expense or delay in obtaining copies by rules framed by the High Court in 1882 and published at page 84 of the revised edition of the Civil Circulars. The records are reported by the District Judges generally to be in good order, but in some places the accommodation is scarcely sufficient. The destruction of old records is carried on from year to year in accordance with the rules framed by the High Court.

61. During the year under report 23 of the subordinate Courts were inspected by 9 Judges and 2 Assistant Judges. The results of these inspections, as reported to the High Court, were, on the whole, satisfactory, due notice being taken of any cases of irregularity or laxity brought to notice. Such of the work of the Subordinate Judges as came before the High Court in the hearing of Civil appeals has tended to confirm the opinion expressed in last year's report as to the qualifications of those officers. The work in many subordinate Courts is quite beyond the powers of a single Judge to keep in hand.

62. The arrears of original Civil suits in the Ratnágiri District have been reduced by 2 only, the increase being considerable in the Courts of Dápoli, Sangameshvar and Rájápur. A Joint Subordinate Judge is now being appointed to Rájápur and it is hoped that this will shortly effect a considerable improvement in the condition of that Court.

63. The number of Civil appeals in arrears in the Ratnágiri District have been reduced by 21. In June 1888 a Joint Subordinate Judge was appointed at Ratnágiri, thus enabling the First Class Subordinate Judge to give some effective assistance to the District Court in the disposal of appellate work.

64. In the Thána District Court the arrears of Civil appeals have risen from 263 to 446, this being due, as is explained by the District Judge, to there having been no Assistant Judge with appellate powers during any part of the year and to the more than usually heavy criminal work.

65. From the 1st March 1888 the Subordinate Courts of Basscin and Dáhanu in the Thána District, which were till then in the charge of one Subordinate Judge, were placed under distinct Subordinate Judges, the additional Subordinate Judge required being drawn from the Sátára District, where the Courts of Khatáv and Dahivadi were, at the same time, combined under one Subordinate Judge.

66. The District Judge of Sholápur complains that the Civil Court buildings are extremely defective and require extensive additions and improvements to suit the public convenience, and suggests that if new buildings cannot be supplied the difficulty might be solved by turning the Judge's residence into the District Court-house and permitting the District Judge to live elsewhere.

67. The results of the administration of Civil Justice in the Presidency during the year are briefly as follows:—

There were 8,824 less suits instituted during the year than in 1887. The number of suits disposed of by all the Civil Courts during the year has diminished by 6,797, resulting in a decrease of the arrears by 2,657. The number of appeals disposed of was 5,753 or 710 more than in 1887. The arrears of appeals in all Courts have been reduced by 343.

G. JACOB,
Acting Registrar.

*Her Majesty's High Court of Judicature,
Appellate Side, Bombay, 2nd October 1889.* }

No. 1765 of 1889.

From

GEO. M. MACPHERSON, ESQUIRE,

Judicial Commissioner in Sind;

To

THE REGISTRAR, HER MAJESTY'S HIGH COURT,

Bombay.

*Judicial Commissioner's Office,**Karáchi, 10th August 1889.*

SIR,

I have the honour to forward herewith the annual statements as to Criminal and Civil Justice for the Province of Sind for 1888.

2. The constitution of the Courts in Sind is the same as was described in former reports. There are 3 Sessions Divisions, comprising 5 districts, 3 of which are administered by Collectors and District Magistrates, while 2 of them are under Deputy Commissioners vested with the higher powers under Section 30 of the Criminal Procedure Code, which powers, however, were exercised by neither of them in 1888. There are 4 District Courts for Civil cases, the Upper Sind Frontier District or Deputy Commissionership being under the Shikárpur District Court, while in the district of Thar and Párkar the Revenue officers under the Deputy Commissioner take the place of Subordinate Judges, and the Deputy Commissioner is District Judge. In two tálukas of the Upper Sind Frontier, the Deputy Collector acts as Subordinate Judge. There are also in the Upper Sind Frontier District what are called Courts of Elders under the District Magistrate, to which are referred serious cases in which there is deficiency of evidence according to the rules in force in other districts, though the evidence is ample according to the ideas and customs of the tribes concerned. The only matter affecting the personnel of the Courts to which I need refer is that the Sessions and District Court of Shikárpur during 1888 was under a Hindu member of the Bombay Civil Service. All the other District Judges and the District Magistrates were Europeans. Mr. Thákur alone of Sessions Judges tried European British subjects. The Judge and Sessions Judge of Hyderabad is also Joint Judge and Sessions Judge of Shikárpur, at which station he worked for about 3 months in 1888.

3. There were 136 Magistrates in Sind during 1888, of whom the 5 District Magistrates and other 6 Magistrates, First Class, were vested with appellate powers. One of these Appellate Magistrates was a Mussalmán, the rest being Europeans. Of the remaining 19 First Class Magistrates not so invested, there were 12 Europeans and 7 Natives, while all the Second and Third Class Magistrates were Natives. There are 3 City Magistrates, First Class, 2 Europeans and 1 Native, and 3 Cantonment Magistrates, all of the First Class.

4. The cost of the Courts amounted to Rs. 5,04,237 against an income of Rs. 3,21,064, showing a loss of Rs. 1,83,173. Naturally the Sadar Court shows least receipts as there are no original suits instituted in it. Next come the two Small Cause Courts, followed by the Courts of Magistrates, and those of Subordinate Judges, and District and Sessions Judges show the greatest revenue, though the Magistrates, being so much more numerous, show the greatest expenditure, notwithstanding the fact that a considerable part of their salary is counted as paid to them as Revenue or Administrative or Political officers. In 1887 the income and expenditure amounted to Rs. 2,76,816 and Rs. 4,89,913 showing an increased expenditure of Rs. 14,324 and increased income of Rs. 44,248. There was an increase in Civil suits, which naturally brought in an increased sum in the form of court-fees, while there was a large increase in the amount of fines received by Magistrates, which account for the increase. The expenditure varies necessarily with the absence of officers on leave, whose substitutes have to receive acting allowance. The salary also of a Sessions Judge acting in Sind varies according to the grade in which he acts.

5. I should here explain that part of this report has been written very hurriedly so as to let me send it away by the mail steamer. Certain information as to figures contained in some returns was only obtained by me two days ago, and several amended returns have not been a week in my office. Till they were received, consolidated returns could not be prepared for the province, so that they and the report have been prepared under great pressure. Different parts of the report as to Criminal work have been written during the last few days from the materials available from time to time, which will account for some repetitions. There may still be some errors in the returns which have escaped observation, but if any such are found I think it would not be worth while to incur the delay necessary to get them corrected.

Criminal Justice.

6. In former years' reports, I referred to the difficulty of securing correct returns, especially when the exact meaning of the headings of some columns had for a while been misunderstood, as was, for instance, shown by the fact that some District Magistrates till 1887 included what are called 'undetected offences' or those in which the fact that an offence has been committed is clear, but nothing is known as to the offender. The returns for this year are, I believe, more correctly drawn up, but I found some errors, which give reason to fear that others have been committed which do not appear on the face of the returns and cannot be detected. There has, however, been greater care shown in preparing the returns this year. Also, as formerly said, as some columns include cases and offenders tried in the year under report for offences reported in a previous year but excluded from other columns, the returns at times seem incorrect, when they are in reality not so.

7. The number of offences reported was 21,946, affecting 46,901 offenders, against 21,221 offences and 45,437 offenders in 1887, giving an increase of 725 offences and 1,464 offenders. The total number reported true for 1888 is 17,302 offences and 34,541 offenders, which compared with the numbers for 1887, or 16,612 offences and 33,809 offenders, gives an increase of 690 cases and 732 persons.

8. The following figures show the numbers of persons under trial in 1887 and 1888 with the results :—

| Year. | PERSONS. | | | | | |
|--------------------------|--------------|--------------------------|------------|-----------|----------|------------------|
| | Under trial. | Acquitted or discharged. | Convicted. | Died, &c. | Pending. | On Dormant File. |
| 1888 | 34,535 | 23,400 | 10,029 | 21 | 1,064 | 21 |
| 1887 | 33,808 | 23,814 | 9,158 | 32 | 821 | 43 |
| Increase or Decrease ... | +667 | —414 | +871 | —11 | +243 | —22 |

This shows (what from one point of view is satisfactory) an increase of 871 persons convicted, while the increase in persons brought to trial was 667. The increased number of persons pending trial at the end of the year makes this increase of convictions more noteworthy. Moreover, there were actually 414 fewer persons acquitted or discharged in 1888 than in 1887.

9. Coming to details, there are as usual some great similarities between the figures for 1887 and 1888, while as to other matters the differences are as great. Magistrates are beginning to understand that mere abuse, however defamatory, is not the offence punishable under Section 504 of the Indian Penal Code, and there is a considerable decrease from 1,822 to 989 in the offences

reported under this head. A few years ago, the number of such cases in Hyderabad itself far exceeded this number. The number of persons complained of also fell off from 3,902 to 2,198, and in the number brought to trial there was also a great decrease, the figures being 1,077 in 1888 against 2,512 in 1887. There were only 68 convictions against 110 in 1887. The falling off under this head is matter of congratulation. Hyderabad gave only 107 complaints against 246 persons compared with 495 cases against 1,401 persons in 1887. In 1885, the true cases from that district were 1,696 with 4,598 offenders. Karáchi similarly fell from 813 cases and 1,375 persons to 485 cases against 1,038 persons. Shikárpur is between the two, with 273 cases and 692 offenders against 392 cases involving 902 offenders in 1887. It is strange that Thar and Párkar with only 117 complaints against 203 persons had the greatest number of convictions—21—, while Shikárpur was very near it with 19. Karáchi and Hyderabad give 16 and 12 each, and the Upper Sind Frontier gives no conviction, while in 1887 it had only one. In that year also Thar and Párkar had a larger number of convictions than any other district except Karáchi.

10. Cases involving hurt rose from 5,086 in 1887, involving 14,481 persons, to 5,520 cases with 16,012 persons. There were 12,343 persons brought to trial, of whom 601 were convicted, contrasting with 11,430 persons under trial and 712 convictions in 1887. Karáchi gives most convictions (203), though the cases and persons involved were fewer than in Hyderabad or Shikárpur, which had 146 and 136 convictions respectively. These two districts supplied 1,951 cases against 5,646 persons and 1,719 against 5,161 persons respectively, while the numbers brought to trial were 4,782 and 3,851. Thar and Párkar supplies 76 convictions against 75 in 1887, and the number of cases reported in the two years was very nearly the same, 168 and 184. The Upper Sind Frontier with slightly more cases—196, of which 156 were reported true,—gives 40 convictions against 20 in 1887.

11. Offences against public tranquillity are common in some parts owing to disputes as to wells or canals, but fell from 297 involving 2,391 persons to 245 cases against 2,046 persons. Of these, 147 cases involving 1,137 persons were reported true, and 1,131 persons were brought to trial with 228 convictions. In 1887, there were 344 persons convicted out of 1,405 tried. But in 1888 a considerable number of persons were illegally acquitted, and a number of these will reappear again in the returns for 1889, the Magistrates having allowed offences of rioting to be compounded. Almost half of the convictions (110) under this head were obtained in Shikárpur, which supplied more than half of the whole number of cases reported, and persons reported and brought to trial. The Upper Sind Frontier came next with 41 convictions in 13 cases tried, involving 86 persons. There were 17 cases against 102 persons reported in that district, and 17 cases against 115 persons reported in Thar and Párkar, where, however, there were only 8 convictions. Karáchi and Hyderabad had 35 and 34 convictions, and 33 and 35 cases reported, respectively.

12. There were 3,938 persons and 1,769 cases brought to trial for criminal force and assault, and 339 persons were convicted, being almost the exact number of convictions—337—in 1887. In that year there were 1,846 offences reported involving 4,074 persons, which numbers rose to 2,217 and 5,056 in 1888. Very many of these complaints are privately settled as is also done as to hurt, &c. In 1886 the convictions were almost the same, 346. No real information as to the prevalence of compoundable offences can be got from returns in which no distinction is made between compounded cases and those in which the accused are acquitted after a full trial.

13. There were 288 persons convicted out of 1,102 tried for mischief. The offences reported were 725 against 1,685 persons. In 1887 there were 745 offences against 2,050 persons and 1,368 persons were brought to trial, of whom 271 were convicted. For offences under criminal trespass 498 persons were convicted out of 1,213 brought to trial, but there were 948 cases against 1,679 persons. In 1887 there were 1,057 cases against only 1,644 persons, and out of 1,223 brought to trial 514 were convicted. The results in the two years are not greatly dissimilar.

14. In some parts of Sind there are many disputes connected with marriages. Many false charges are brought really because of disputes as to marriages, which, however, are often the causes of serious offences, even leading to murder. I do not refer to murders, &c., caused by jealousy, but to disputes because members of different families wish the same girl to be married to a relation. It is not unusual to make it a condition of a marriage that a girl related to the bridegroom shall be married to a relation of the bride, and when this condition is broken there is much illwill. Accusations of bigamy or enticing away a married woman are often made owing to the desire to punish a successful rival. There are, however, many cases of offences against marriage unconnected with such disputes. In 1888 there were 497 cases and 1,207 persons brought to trial for offences against marriage, resulting in only 53 convictions. In 1887 there were 60 persons convicted out of 1,338 persons under trial. The offences reported fell off from 951 against 2,729 persons to 858 involving 2,375 persons. Shikárpur and Hyderabad contributed most of the cases, but the convictions were pretty equally divided over various districts, Hyderabad having 18, Shikárpur 14 and Karáchi 13, while the Upper Sind Frontier and Thar and Párkar had 5 and 3 respectively.

15. I now come to the offence of theft; but cases of theft, misappropriation of moveable property, receiving stolen property and assisting in disposing of it should be taken together. I find that most cases supposed to fall under Section 414 of the Indian Penal Code ought to be under Sections 399 or 411, but at times the clearest cases of theft are treated as falling under Section 414. Cases of theft rose from 3,549 involving 5,187 persons to 3,840 involving 5,702 persons, and out of 4,080 persons under trial 2,630 were convicted against 2,336 out of 3,836 under trial in 1887, while acquittals fell from 1,358 to 1,296. This rise in convictions contrasts favourably with the increase in cases reported and reported true. Karáchi had the greatest number of cases—1,199,—but Hyderabad gives the greatest number of offences and offenders found true—944 involving 1,390 persons. Shikárpur with 806 true cases and 1,163 true offenders comes next, while Karáchi had only 702 true cases and 879 true offenders. Karáchi supplied 599 convictions, while the convictions for Hyderabad and Shikárpur were 923 and 721 respectively. The cases reported from the other two districts were 255 and 200, of which 253 and 180 were reported true, and the convictions were 242 and 145 respectively. In 1887 the convictions in Shikárpur were 719 or 2 less than in 1888, and in the Upper Sind Frontier were 144 against 145 in 1888. The convictions in Hyderabad rose from 830 to 923, in Karáchi from 483 to 599, and in Thar and Párkar from 160 to 212. As was the case in 1887, in every district the convictions for theft exceeded the acquittals and discharges,—in Karáchi and Hyderabad they were more than double the acquittals, &c., in number.

16. The convictions for offences against local and special laws were almost three times as numerous as the acquittals and discharges, 4,171 to 1,406. There were 4,248 offences reported against these laws, involving 5,913 persons, of which 4,080 involving 5,596 persons were reported true. This is a great increase from the numbers of 1887, when there were 3,702 offences reported against 5,261 persons, while 3,576 involving 4,960 persons were found true. There were 3,498 convictions against 1,380 acquittals. The nature of these offences varies much. Some districts from their geographical position are more liable to offences against salt or opium laws; others having more municipalities supply many cases against municipal and police laws.

Thar and Párkar comes lowest with 235 cases, of which 75 came under the Cattle Trespass Act, and the same number were under the provisions of the Criminal Procedure Code as to giving security. Then come 24 under the Opium Act. There were 112 persons acquitted out of 145 tried under the Cattle Trespass Act, but only 3 persons were acquitted out of 103 persons tried under some other special miscellaneous Acts. There were 26, 17 and 15 convictions, respectively, under the Opium, Arms and Salt Acts.

The Upper Sind Frontier District gave 262 cases reported against 510 persons and 376 convictions. There were 97 convictions under the Regulations

as to the Frontier (not in force in other parts), 27 under the Salt Act, 7 under the Opium one, and only 2 under the Arms Act.

Hyderabad had 999 convictions, while Shikárpur and Karáchi had 1,139 and 1,469, respectively, under the local and special Acts. Above 600 of the Hyderabad convictions were under the Municipal, District Police, and Carriage Acts, while 142 were against the Land Revenue Code in great measure owing to unauthorized removal of ground from the limits of the ruined village of Brahminabad. The convictions under the Opium, Arms and Salt Acts were only 30 in all. In Shikárpur, 491 out of 1,139 convictions were under the District Police Act, and under the Municipal Act there were 121, while under the Arms, Opium and Salt Acts there were, respectively, 21, 11 and 27 convictions. Breaches of the Municipal Act caused 635 out of 1,469 convictions in Karáchi, while those under the Police Act were 346. There were 50 convictions under the Salt Act, and 10 under the Arms Act, and 5 under the Opium Act. Under the Cattle Trespass Act, there were 21 convictions from Karáchi, 64 from Hyderabad, 46 from Shikárpur, 33 from Thar and Párkar and 10 from the Upper Sind Frontier, or 174 in all. The totals against the Arms, Opium and Salt Acts were 57, 51 and 140, respectively.

Some Courts forgot that the old Gambling Act has been repealed, and convicted persons under it instead of under the new one of 1887.

17. The above are all the minor offences, the details as to which seem to call for notice. I now give a table showing the results of the trials before the different Courts in 1887 and 1888, after which I shall consider the more serious offences :—

| Class of Courts. | Cases disposed of. | | Persons. | | | | Average duration of each case. | | Number of witnesses examined. | |
|---|--------------------|--------|------------|--------|------------|--------|--------------------------------|-------|-------------------------------|---------|
| | 1887. | 1888. | Acquitted. | | Convicted. | | 1887. | 1888. | 1887. | 1888. |
| | | | 1887. | 1888. | 1887. | 1888. | | | | |
| Special Magistrates .. | 528 | 200 | 17 | 12 | 569 | 213 | 31 | 51 | 735 | 287 |
| Subordinate Stipendiary Magistrates ... | 15,497 | 16,674 | 23,633 | 23,269 | 8,376 | 9,521 | 6 | 8 | 71,789 | 59,095 |
| Magistrates trying cases referred ... | 5 | 4 | 2 | 3 | 3 | 3 | 5 | 15 | 20 | 38 |
| District Magistrates ... | 40 | 32 | 24 | 11 | 87 | 150 | 14 | 5 | 160 | 133 |
| Sessions Courts ... | 161 | 184 | 136 | 102 | 115 | 127 | 31 | 33 | 1,259 | 1,405 |
| Sadar Court ... | 10 | 17 | 2 | 3 | 8 | 15 | 11 | 28 | ... | ... |
| Total ... | 16,241 | 17,111 | 23,814 | 23,400 | 9,158 | 10,029 | ... | ... | 73,963 | 60,958 |
| Increase or Decrease ... | ... | +870 | ... | -414 | ... | +871 | ... | ... | ... | -13,005 |

This shows an increase in the number of cases disposed of, and as formerly stated an increase in the number of convictions accompanied by a positive decrease in the number of acquittals. There is a decrease of 9 days in the average duration before District Magistrates, while there is a slight increase of 2 days in the time before Subordinate Magistrates and in Sessions Courts, with a decided increase of 10 days in each of the few cases referred under Sections 346 and 349. The chief increase however is before the Sadar Court, occasioned in part by the very long time occupied by one case which had to be remanded twice for further evidence and went on for several months. But for that case the average would have been a week less.

18. There were far fewer persons convicted by the Special Magistrate who had less than half the number of cases before him that he had in 1887. No cases were referred under Sections 347 and 349 in Hyderabad, Thar and Párkar or the Upper Sind Frontier. The District Magistrate of Hyderabad disposed of no criminal case. Those of Karáchi and Thar and Párkar had each 3 persons for trial before him, while there were only 4 before the District Magistrate, Shikárpur. On the other hand, the District Magistrate, Upper Sind Frontier, had 158 persons before him including those disposed of by him with the aid of the Court of Elders. There were no summary trials in the

Hyderabad, Upper Sind Frontier or Thar and Parkar Districts. Subordinate Magistrates in the Upper Sind Frontier and Thar and Parkar had respectively 1,857 and 1,763 persons for trial, and the convictions and acquittals by these Magistrates in each district were very nearly the same, 1,004 and 1,007 acquittals to 687 and 694 convictions. Subordinate Magistrates in Hyderabad convicted 2,832 out of 10,943 persons, while in Karachi they convicted 2,531 out of 8,329, and in Shikarpur 2,777 out of 11,259 persons under trial. Of the 2,531 convicted in Karachi by these Magistrates, 597 were summarily tried, while in Shikarpur the number was 372.

19. Coming now to Sessions Courts, I observe that the figures as to the work in the Hyderabad and Karachi Courts does not show the work from these districts. There were 83 persons before the Karachi Court and 104 before the Hyderabad one, but 27 of the former were transferred for trial from Hyderabad. This would give 61 persons as before the Karachi Sessions Court from Karachi. The convictions and acquittals in Karachi were almost the same, 49 to 39, while 6 were referred to the Sadar Court. The convictions in the Hyderabad Court were 3 to 2 acquittals, viz., 35 to 24, while 8 persons were referred to the Sadar Court. The Shikarpur Sessions Court had 123 persons for trial, 99 from Shikarpur and 24 from the Upper Sind Frontier, of whom 39 were acquitted and 52 convicted, besides 7 referred to the Sadar Court. This gives almost the same number of references from those Courts to the Sadar Court, namely, 6, 8 and 7, or 21 in all. The prisoners waiting trial before the Shikarpur, Hyderabad and Karachi Sessions Courts on 31st December 1888 were 24, 37 and 3, respectively. All these references were for confirmation of capital sentences except one from Karachi in which the Judge differed from a jury who acquitted a person, who was ultimately transported for life by the Sadar Court. There were 3 acquittals against 15 convictions by the Sadar Court, and 3 persons were pending trial at the end of the year, in part owing to the sudden illness of the Acting Public Prosecutor for Sind who could not appear on two days in the end of the year fixed for hearing two references.

20. I now consider in some detail some of the more heinous cases disposed of chiefly by the Sessions and Sadar Courts in 1888. The details in the reports of the District Magistrates and Sessions Judges are somewhat misleading. For instance, some cases reported as murders were finally disposed of as much less serious offences, but are treated of in the report under the heading of murders. Again, one Magistrate has shown the final result of cases not disposed of in 1888. The figures given in the statements have to be taken as correct, whenever they differ from those in the reports, which are not in all cases correct, but show the figures before they were finally corrected after correspondence.

It must also be borne in mind that *E. G.* the numbers of murders reported in 1888 and the results of trials for murder during that year are only partly connected as the trials include persons accused of offences committed in previous years, and do not include all those reported as murderers in 1888.

21. The following table shows the numbers of murders reported as true in 1888 and 1887 from each district, with the motives supposed to have led to them :—

| Murders from motives connected with | Districts | | | | | | | | | | Total | |
|-------------------------------------|-----------|-------|------------|-------|------------|-------|------------------|-------|----------------------|-------|-------|-------|
| | Karachi. | | Hyderabad. | | Shikarpur. | | Thar and Parkar. | | Upper Sind Frontier. | | 1887. | 1888. |
| | 1887. | 1888. | 1887. | 1888. | 1887. | 1888. | 1887. | 1888. | 1887. | 1888. | | |
| Women | | 6 | 4 | 5 | 13 | 10 | 1 | 3 | 8 | 12 | 26 | 34 |
| Ornaments on children | 1 | 1 | — | — | 1 | 1 | — | — | — | — | 2 | 1 |
| Gain | 1 | 1 | — | 1 | 1 | 1 | — | — | — | — | 2 | 3 |
| Other matters | 5 | 6 | 4 | 1 | 1 | 6 | 1 | 1 | 1 | 3 | 12 | 17 |
| Total | 7 | 14 | 8 | 7 | 16 | 17 | 2 | 4 | 9 | 15 | 42 | 57 |
| Increase or Decrease | — | + 7 | — | - 1 | — | + 1 | — | + 2 | — | + 6 | — | + 15 |

This shows a great increase in offences reported as 'true murders,' the number having increased in every district except Hyderabad, where the decrease of 1 neutralizes the increase of 1 in Shikárpur. The numbers from Karáchi and Thar and Párkar are exactly double those reported true in 1887, while Upper Sind gives 15 against 9. There is an increase of 10 in the murders resulting from jealousy and other motives connected with women, while the number from "other motives" rose from 12 to 17. As was said in a former report, these figures include cases in which death is intentionally caused, but which are technically culpable homicide, owing to the "murders" being committed under very great and sudden provocation, especially in the case of murders connected with women. The number of "cases," however, does not give any real idea of the number of "offenders". For instance, in Hyderabad, the one murder for gain involved 4 persons and in 1887 there were 4 cases reported for murders "connected with women" involving 7 persons. In Shikárpur there were 28 persons accused of murder. Including murders, cases of culpable homicide, attempts at suicide, &c., there were 84 offences involving 157 persons reported as true. "Offences affecting life", for which class of offences 174 persons were under trial, of whom 70 were convicted and 75 were acquitted or discharged in 1888. As said above, including one person referred under Section 307, 21 persons were referred to the Sadar Court for murder, of whom 15 were convicted—8 being sentenced to death and 7 to transportation (including 1 whose conviction was changed to one under Section 326, I. P. Code), while 3 were acquitted. The 15 convictions were in 4 cases from Karáchi and in 3 cases from each of the Hyderabad, Shikárpur and Upper Sind Frontier Districts, while the acquittals were 2 from Hyderabad and 1 from Thar and Párkar. Details given by District Magistrates and Sessions Judges are not sufficient to show the results of the trials in connection with the murders of 1888 as distinguished from the results of trials for murders reported in a previous year. I hope to be able to give such details for 1889 in next year's report.

22. As to other serious offences, I find 3 persons against 2 in 1887 were convicted of rape, but only 2 were acquitted against 21 in 1887. Hyderabad, Shikárpur and the Upper Sind Frontier gave 1 conviction each, while the 2 acquittals were in Shikárpur. No less than 12 cases involving 23 persons were reported, but only 6 against 6 persons were returned as true. Three persons, however, were convicted of attempting to commit this offence, while only 1 was acquitted. Unnatural offences are very common in Sind, but there were only 4 convictions against 11 acquittals, 3 from Shikárpur and 1 from the Upper Sind Frontier District. In 1887 there was only 1 conviction.

23. There were 95 offences reported against 245 persons for robbery and dacoity, 57 of which involving 120 persons were reported true. Shikárpur gives 41 cases against 114 persons, of which 25 against 62 persons were true. There were 59 convictions against 45 acquittals, while in 1887 there were only 41 convictions; but in 1886 the number was only 26. This shows a steady increase in the last 2 years.

Of the 59 convictions, Shikárpur supplies 28, Hyderabad 19, Karáchi 10 and the Upper Sind Frontier 2, while in Thar and Párkar all the persons accused were acquitted. Karáchi had the same number of acquittals and convictions.

24. No case of an offence relating to religion was tried. The classes of offences as to which convictions exceeded acquittals were cases (1) of contempt of lawful authority of public servants, (2) of false evidence, and (3) against public health &c., (4) of rape and attempts at rape, (5) theft and attempts at theft, (6) extortion, (7) robbery and dacoity, (8) attempt at cheating with 1 conviction and no acquittal, (9) attempts at mischief, (10) attempts at trespass, (11) criminal breach of contract, and (12) under special and local Acts. But the convictions for completed offences of mischief, trespass and cheating were far fewer than the acquittals. Acquittals and convictions were equal as to offences (1) regarding weights and measures, and (2) relating to documents. Omitting 'attempts', the only offences as to which there were no convictions but several acquittals are those relating to fraudulent deeds.

25. The following table shows the punishments inflicted by the different classes of Courts in 1888 contrasted with those for 1887:—

| Court | PUNISHMENTS. | | | | | | | | | |
|-------------------------|--------------|-------|-----------------|-------|---------------|-------|--------|-------|-----------|-------|
| | Death. | | Transportation. | | Imprisonment. | | Fines. | | Whipping. | |
| | 1887. | 1888. | 1887. | 1888. | 1887. | 1888. | 1887. | 1888. | 1887. | 1888. |
| Sadar | 9 | 8 | 1 | 7 | ... | ... | ... | ... | ... | ... |
| Sessions | ... | ... | 27 | 13 | 83 | 113 | 8 | 10 | 2 | ... |
| Magistrates | ... | ... | ... | ... | 3,478 | 3,862 | 6,405 | 6,964 | 100 | 169 |
| Total | 9 | 8 | 28 | 20 | 3,561 | 3,975 | 6,416 | 6,974 | 102 | 169 |
| Increase or Decrease .. | ... | -1 | ... | -8 | ... | +414 | ... | +558 | ... | +61 |

* The 9 sentences of death shown for 1887 include 2 sentences of death passed in appeal, while no such sentence was or passed in 1888. There is thus really an increase of 1 capital sentence passed in cases referred for confirmation in 1888. In the same year in appeal against acquittals 2 persons were sentenced to transportation besides others in other appeals sentenced to similar sentences of imprisonment. The sentences of transportation passed in appeal have not been included above as not being of such importance as capital sentences, but the real number of such sentences passed by the Sadar Court was 10.

26. The above figures as a rule speak for themselves and require little comment. Sentences of fine were passed by Subordinate Magistrates in very nearly the same number of cases in the chief districts—1,900 in Shikárpur, 1,909 in Hyderabad and 1,929 in Karáchi. The Sessions Courts in these three districts also inflicted sentence of fine in 2, 4 and 4 cases. The District Magistrate, Thar and Párkar, fined 3 persons, while the District Magistrate, Upper Sind Frontier, fined 138 persons. The total amount of fines imposed was Rs. 1,15,381 while Rs. 83,192 were realized, of which Rs. 9,451 were paid by way of compensation. The fines imposed in 1887 amounted to Rs. 91,996, of which Rs. 66,607 were realized and Rs. 7,412 paid as compensation, giving a considerable increase in 1888 under each head. The large amounts of the fines imposed by the District Magistrate, Upper Sind Frontier, in 1888 and 1887 were Rs. 12,845 and Rs. 11,930, probably in consequence of his trying cases with the Court of Elders.

27. Nearly half the sentences of whipping were inflicted in Shikárpur, being 77 against 51 in Karáchi and 38 in Hyderabad, while the Upper Sind Frontier supplied only 3 cases and Thar and Párkar none. The increase has been general in the 3 chief districts from 39 in Shikárpur, 42 in Karáchi and 22 in Hyderabad in 1887. In that year the Upper Sind Frontier gave no instance of whipping, but Thar and Párkar gave 5. Except 3 instances, all the sentences of whipping were by Subordinate Magistrates. Of the 169 cases, the whipping did not exceed 10 stripes in 58 cases, 20 stripes in 86 cases, and exceeded 20 stripes only in 25. There were 121 people flogged in lieu of other punishments, 30 were in addition to other punishments, and 18 were juveniles. The numbers of juveniles flogged in the different districts are remarkably alike, being 3, 4, 5 and 6, respectively, and were all in cases of first convictions. The number of floggings was 169 out of 10,029 punishments (excluding double ones), but as persons who have given security for good behaviour and have not been actually imprisoned for failure to do so can scarcely be said to be punished, I subtract 162, being the difference between 354 and 192. Subtracting (162 + 169) = 331 from 10,029 leaves as "Other Punishments" 9,698, with which 169 whippings have to be compared, giving a percentage of 1.74.

28. There were 30 cases involving 34 European British subjects before the Courts in Karáchi and Shikárpur, of whom 14 were convicted and 20 acquitted. Two cases resulting in 2 convictions were disposed of by the Sessions Court of Shikárpur. No one claimed a mixed jury. Out of the 34 accused persons, 11 were charged with offences against local and special laws; 1 was accused of defamation, 2 of criminal trespass, 2 of misappropriation of moveable property, 3 of theft, 7 of criminal force or assault, 6 of causing hurt, 1 of contempt of lawful authority and 1 was charged with an offence affecting life. No further details, however, of the nature of any offence has been given. These figures show a decrease from those of 1887, when there were 31 cases involving 37 persons, of whom 17 were convicted. The acquittals in both years were the same.

29. I now come to miscellaneous cases (Statement 3), a considerable number of which have, however, been included in those already under review. There were 581 cases before the Courts—chiefly complaints under Chapter VIII (B) of the Criminal Procedure Code and claims for maintenance. One person was fined for contempt of court, 2 persons were discharged against whom there had been complaints of non-attendance as assessors, 32 persons in 45 cases were ordered to forfeit all or part of the sums due under bail bonds, &c., 36 persons were fined for making frivolous complaints, 2 persons were ordered to abate nuisances, while 7 were ordered to abstain from interfering with the possession of immovable property. There were 111 claims for maintenance, but it was awarded in only 8 cases and refused in 102. There were 4 cases as to nuisances and 13 as to possession of immovable property, resulting as above said in orders against 9 persons. These and the cases as to contempt and non-attendance of assessors were from Shikárpur. The maintenance cases were chiefly from Shikárpur, which supplies 68 of the cases, while 38 were from Karáchi, 1 from Thar and Párkar and 4 from the Upper Sind Frontier.

30. This return shows 28 cases under the provisions as to keeping the peace, under which 44 persons were bound over and 21 were discharged. The Upper Sind Frontier naturally provides almost half (13) of these, while Shikárpur, Hyderabad and Karáchi give 8, 4 and 3, respectively. In Upper Sind Frontier 30 out of 45 persons were bound over, while in Shikárpur the number was 10 out of 13. In Hyderabad and Karáchi, 3 and 1 were respectively bound over. Thar and Párkar had no such case, but provides 75 cases as to giving security for good behaviour, in which 55 people were bound over, most of whom were imprisoned, being unable to give security. Shikárpur had 146 such cases and 122 persons were bound over, only 22 being discharged. Hyderabad comes next with 66 cases in which 47 out of 69 persons were bound over. These were all imprisoned. The Upper Sind Frontier follows with 29 cases in which 21 out of 31 persons were ordered to give security. Karáchi is very near it with 25 cases, but 24 out of 32 persons were similarly ordered to give security. Statement 3 has no column for persons whose cases are pending at the end of the year, and the heading of the column as to cases differs from the heading of the corresponding column in Statement 2, including as it does all the cases under the different heads before the Courts during the year. Thus, the figures in No. 3 do not correspond exactly with those as to the same matters in No. 2. Some District Magistrates include those pending in the figures in column 3, but all do not do so. I have included them in the consolidated return, and added a remark on the subject.

31. In 1887 the total number bound over or convicted was very similar—408 against 399 in 1888. Three persons were fined for contempt of court in 1887 and 5 persons were ordered to pay maintenance, and 56 were summarily fined for making false complaints, and 38 for non-observance of the conditions of recognizance and other bonds. But I have, recently found that persons have been summarily fined in cases to which Section 250 does not apply. There is an increase in 1888 in the number of persons ordered to give security, the numbers being 313 against 287 in 1887.

32. Coming now to matters affecting particular districts, I have referred to the increase in murders in Karáchi, in which district there was a small increase in offences against the person and property, a decrease more than equal to both these increases in other offences under the Penal Code, and a marked increase of 364 under special and local laws. The decrease was chiefly under insult, &c., and offences relating to marriage, the Cattle Trespass Act and the Police, Municipal and Cantoment Acts. Under the last Acts, the decrease amounted to 89, 81 and 98, respectively, and these may be instances of a stricter enforcement of such rules in one year leading to a decrease of offences in another year. Karáchi supplies 2,788 convictions to 5,649 acquittals. Hyderabad gives a decrease of 60 for offences against public justice, &c., a small increase for offences against the person, an increase of above 100 offences against property and one exceeding 400 for offences against local and other laws. The trials for hurt, &c., involved 459 persons more than were tried in 1887. For theft the increase in

persons tried was 121. But notwithstanding the large increase in offences tried, there was a decrease of 10 in the total number of persons tried. There were 2,861 convictions in 2,232 cases, but the acquittals were 7,555. There was, however, a slight increase in the percentage of convictions on the number of persons brought to trial from 37 and 38. All the persons ordered to give security for good behaviour failed to do so and were imprisoned.

33. Shikárpur gives an increase of reported offences against the person, chiefly made up of compoundable offences, a small increase of offences against property, a considerable decrease in offences against other provisions of the Penal Code and a large increase of almost 350 offences under special and local laws, in great measure the result of increased supervision in towns under the Police Act. There were 491 convictions under that Act. The total convictions rose from 2,570 to 2,817, while the acquittals increased by a larger number, from 7,855 to 8,166.

Acquittals depend so much on the number of compounded offences that 'Totals' as to acquittals are useless. The convictions, however, stand on a very different footing and the figures for these three districts, Karáchi, Hyderabad and Shikárpur, are 2,788, 2,861 and 2,817, which are remarkably alike.

34. In the Upper Sind Frontier convictions increased by 165 while the increase in persons tried was 245. The convictions were 845, showing an increased percentage of 41 instead of 38. Thar and Párkar gives 703 convictions. There was an increase of offences reported under every head, and of true offences under every head except that of offences against the person, which show a slight decrease of 9. A much larger number of persons was ordered to give security for good behaviour, while 40 out of 55 persons ordered to do so were imprisoned.

The District Magistrates point out no other matters suggesting remark as to the cases tried and disposed of by them.

35. I now come to appellate and revisional action on the parts of the various Courts. An increase of 206 in the number of appellants is to be found, while in 1887 there had been an increase of 254. The appeals of 91 persons were pending at the end of the year, and those of 1,853 persons were disposed of. The sentences of 364 persons were modified or reversed, while new trials of 25 persons had been ordered. Thus, besides 3 cases referred to the Sadar Court for enhancement, 389 out of 1,853 decisions or about a fifth were found unsatisfactory. The appeals before the different classes of Courts are shown below for 1888 and 1887 :—

| Appellate Court. | APPEAL | | | | SENTENCE | | | | New trial ordered. | | Total disposed of. | |
|------------------------------------|------------|------------|------------|------------|------------|------------|------------|------------|--------------------|-----------|--------------------|--------------|
| | Rejected. | | Dismissed. | | Modified. | | Reversed. | | 1887. | 1888. | 1887. | 1888. |
| | 1887. | 1888. | 1887. | 1888. | 1887. | 1888. | 1887. | 1888. | | | | |
| Sadar | 40 | 35 | 21 | 25 | 11 | 23 | 8 | 11 | ... | 2 | 80 | 104 |
| Sessions | 253 | 264 | 64 | 147 | 47 | 74 | 83 | 84 | 17 | 6 | 494 | 555 |
| Magistrates | 260 | 343 | 624 | 639 | 62 | 79 | 171 | 93 | 3 | 17 | 1,120 | 1,172 |
| Total | 553 | 642 | 709 | 811 | 120 | 176 | 252 | 188 | 20 | 23 | 1,694 | 1,853 |
| Increase or decrease | ... | +89 | ... | +82 | ... | +56 | ... | -74 | ... | +5 | ... | +159 |

* Including 1 who died.

36. As shown above, in 1888 there were 389 decisions interfered with, while the corresponding figures for 1887 were 402. There was an increase in the number of appeals disposed of, and an increase in the confirmations, while there was a decrease in the number of reversals. The above table shows more than a third of the appeals disposed of as summarily rejected, but in some Courts in Sind it is customary to send for the records, and see if there is any necessity for giving notice to the District Magistrates. This at times saves expense, as the Public Prosecutor would needlessly be ordered to appear in some cases, if put down for

formal hearing. False assertions are often contained in appeals as to the refusal to hear witnesses for the defence, or special facts are mentioned which make it desirable to refer to the records before finally rejecting the appeals.

37. Some matters as to various Courts or districts may be mentioned. The Shikárpur Magistrates with appellate powers had nearly half of the whole appeals before Magistrates, namely, 590 out of 1,218, and (including those in which new trials were ordered) about a sixth of these decisions were interfered with, 96 out of 564 disposed of. Karáchi comes next with 284 appeals before Magistrates, of which 275 were disposed of. Of these 52 sentences were modified or reversed or almost a fifth. Then comes Hyderabad with 219 appeals, of which all but 1 were disposed of. Only 28 of these were interfered with—a much less proportion. The District Magistrates of the Upper Sind Frontier and Thar and Párkar had respectively 67 and 50 appeals before them, of which all were disposed of. Each reversed 6 decisions, and in Thar and Párkar one was modified. Coming now to the Sessions Courts, the decisions reversed are 15, 31 and 38 in Karáchi, Hyderabad and Shikárpur, while the reductions were 29, 11 and 34. The Sessions Judge of Shikárpur modified 24 sentences by Upper Sind Frontier Magistrates, while he only reversed 8—while exactly the reverse proportion is found in his dealings with appeals from Shikárpur Magistrates, as he reversed 30 of their decisions and modified exactly a third of that number—10. Nine decisions out of 25 from Thar and Párkar were modified or reversed by the Sessions Court.

38. The appeals before the Sadar Court include 5 appeals against acquittals of 8 persons. One was pending at the end of the year. The acquittal of 2 persons by an appellate (Sessions) Court was set aside and fresh trials were ordered, and 3 persons were sentenced to transportation and 2 to imprisonment. Two of these appeals took up a very long time, as they had to be remanded for fresh evidence, which required a considerable time.

The Sadar Court reversed 11 decisions and modified double that number, 23, while 35 appeals were rejected summarily, and the same number were dismissed after formal hearing.

39. There were 91 appellants' cases pending before all the Courts at the end of the year. The average duration before all Magistrates was 12 days, before Sessions Courts 18, and before the Sadar Court 30, while in 1887 it was 15 before the Sadar Court, 15 before Sessions Courts and 13 before Magistrates. In 1888 the Sadar Court disposed of 83 appeals, Sessions Courts of 477 and Magistrates of 978 against 64, 418 and 965 in 1887. Thus, though Magistrates had 79 more appellants in 1888, the cases disposed of were only 13 more, while Sessions Courts with 95 more appellants disposed of 59 more cases, and the Sadar Court with 32 more appellants disposed of 19 more cases.

The average duration varied in different districts for Magistrates from 9 in the Upper Sind Frontier and Karáchi to 16 in Thar and Párkar. In Sessions Courts it varied from 12 in Karáchi to 28 for Thar and Párkar.

40. Including 82 accused persons as to whom complainants made applications, there were 1,619 persons before the different Courts entrusted with powers of revision or of reference to the Sadar Court. District Magistrates and Sessions Courts ordered a fresh enquiry in 28 matters (11 and 17), and referred the cases of 203 persons to the Sadar Court. That Court had the cases of 625 persons, and disposed of all but 34.

In 12 cases the sentences were enhanced, while 157 sentences were reduced, and 91 were reversed, and the proceedings in 2 cases were set aside, and fresh enquiry was ordered as to 27 persons. There were 416 cases thus disposed of by the Sadar Court, while the numbers before the Sessions Courts were 89 and before the District Magistrates were 424. A large number of cases were referred by the District Magistrate of Hyderabad, to which I have already referred, of persons who had been taking ground from the ruined village of Brahminabad, and the sentences were reduced to nominal sums of a few annas.

41. These figures show a great increase from those of 1887, in which year there were 941 persons before the Courts. In that year Magistrates and Sessions Judges ordered further enquiry in 21 cases against 28 in 1888. The Sadar

Court had 478 persons before it against 625 in 1888. The number of sentences enhanced was 11 in 1887, very nearly the same as in 1888, but in that year considerably more sentences were reversed—namely, 131, while in only 29 were they reduced and 53 new trials were ordered. The average durations before the Magistrates, Sessions Courts and Sadar Court in 1888 were 24, 31 and 28 against 13, 19 and 10 in 1887. As so far explaining the increased delay before the Sadar Court in these and other matters, I should mention that towards the end of 1888 there were some very important cases before it, the mere reading the papers in which took up a considerable time, which threw back all less important work. Another matter which causes delay as to miscellaneous matters is that applicants can send their applications by post, and often do not affix the proper court-fee labels or send the proper copies and affidavits. On being told to supply these within a reasonable time, they at times apply that they only got the order after considerable delay, as they live in distant villages, and ask for an extension of time to let them appear or procure the copies, &c.

42. The return as to jurors and assessors includes Civil as well as Criminal Courts, but as there are no jurors or assessors in the ordinary Civil Courts in Sind, I take up the matter here. The most serious trials before the Sessions Court of Karáchi are by jury, and the Sessions Judge thinks an extension to other cases is desirable. He thus disposed of 29 cases, in 27 of which he agreed with all the jurors, while he only referred 1 case as containing a perverse verdict. The decision of acquittal in that case was set aside. One case tried by a jury was on appeal held to be so unsatisfactorily disposed of as to require the order of a fresh trial. There were 117 cases tried by the Sessions Courts with the aid of assessors, of whom 2 sat in each case. In 88 the Judge agreed with the assessors, while he differed in 14 cases from 1 and in 15 from both. These do not include 14 cases in which accused pleaded guilty, 6 in which the charges were withdrawn, 1 in which the Judge acquitted accused without calling on the assessors for their opinion, and 5 cases referred to the Sessions Court under Section 123 of the Criminal Procedure Code.

43. Taking the population of Sind as 2,413,823 and its area as 48,014 square miles, one offence was reported for a little above every 2 square miles of area and for about every 110 of the population, while the rate of convictions was 41 per hundred of the population and 2 per mile of the area. In round numbers, there was one conviction to every 4 square miles of area and to every 246 persons of the population.

The number of civil suits instituted was 22,605 or 657 more than the number of offences reported. Every civil suit involves at least two parties, and there was one suit to every 106 of the population and every 2 square miles of area.

Civil Justice.

44. I now come to the subject of Civil Justice. As in 1887, there was no case before the Judicial Commissioner's Court, so that the original suits were all before the Subordinate and Revenue Courts, the Small Cause Courts and the District Courts. For part of 1887 and 1888, there was an error as to the Court which should take up cases varying in value from Rs. 200 to 500 arising in the part of Karáchi which in 1887 had been put under the newly constituted Cantonment Small Cause Court with jurisdiction up to Rs. 200. As the City Small Cause Court had ceased to have jurisdiction in the Cantonment, these suits should have been brought in the District Court, but for some months in both years they were taken to the Karáchi City Small Cause Court. The work of the Hyderabad District Court was considerably affected by Mr. McConkell's absence on leave and by delay in the arrival of that officer's successor when he left Sind. Colonel Grant was thus in charge of both districts (Karáchi and Hyderabad) for above 2 months in 1888. In addition to this, for about 3 months, the Judge of Hyderabad was on duty at Shikárpur as Joint Judge, so that the civil work at Hyderabad naturally fell off, while the arrears at Shikárpur were being cleared off. This has to be recollected when considering the amount of work and the average duration of cases in the District Courts of these districts.

45. Leaving the Revenue Courts out of view for the present, the original suits instituted in 1888 were 22,119 valued at Rs. 23,37,430 against 21,306 valued at Rs. 18,24,318 in 1887. This shows an increase of 813 suits and of above 5 lákhs in value. But I regret to say that the returns as to valuation are still too low. It too often happens that suits on which the *ad valorem* duty is not levied are taken as incapable of valuation, and this makes a considerable decrease in showing the real value of the property in dispute. Last year I mentioned the same thing in my report, but I have recently found that the same bad practice continues. Some returns were amended, but obviously this could not be done as to all suits, so that the statement as to valuation must still be taken as too low. In 1885, the number of suits was 21,247; there was a decrease in 1886 owing to temporary reasons, and in 1887 the number rose to 21,306, and now it has again increased.

46. The increase has been general in all classes of Courts, though not in all districts. Including the abolished Cantonment Courts as Small Cause Courts, which they so far resembled, there is an increase of 74 in District Courts, of 172 in Small Cause Courts and of 567 in Subordinate Courts or 813 in all. There was a considerable increase in the districts of Karáchi and Shikárpur of 552 and 519, respectively, besides that in the Karáchi Small Cause Courts; but in Hyderabad and Thar and Párkar there was a decrease of 412 and 18. In Karáchi each Court shared in the increase. The cause of the increase in Karáchi was that some important Natives failed, and there was a scarcity of money. This considerably affected the District Court, where the increase was 71. In Shikárpur the suits as valued showed an increase of above 3 lákhs (but one suit alone was for Rs. 1,00,000), while in Karáchi the corresponding increase is shown as about 1 lákhs and 92 thousand, including an increase of about 23,000 in the Small Cause Court.

47. I make a few remarks as to the nature of the suits. Out of the 22,119 suits instituted, no less than 20,928 were for money or moveable property, exclusive of 106 for rent of land and 33 for an account. There were 271 for immoveable property, 45 for declaratory decrees, and 319 to establish rights to lands, in which are included some to establish the right to have land entered in the plaintiff's name; 57 were connected with marriage, 28 were for partition. There were 7,329 suits on account stated, and 6,588 on contracts in writing against only 2,880 on contracts not in writing, and for the price of goods sold there were 2,618—giving 19,415 under these four heads. Last year there were 18,891 under these heads. Suits for or relating to immoveable property show a slight increase this year.

48. Omitting 133 suits not valued, there were 21,986 suits of which above 16,000 were for sums not exceeding Rs. 50, while other 2,840 were for sums not exceeding Rs. 100. Only 530 suits were for sums above Rs. 500. One suit in the District Court, Karáchi, was for a sum not exceeding Rs. 10; that Court had 161 suits for sums not exceeding Rs. 5,000. In former reports I explained that as there is no Subordinate Judge in Karáchi, the District Court has to try all Civil suits arising in or near Karáchi, which are not cognizable by the Small Cause Courts there. Taking the respective districts, it will be seen that Shikárpur comes first with 8,842 suits valued at Rs. 11,46,192, followed by Hyderabad with 6,942 suits valued at Rs. 4,73,467, while Karáchi (including the Small Cause Court's contribution of 2,146 suits) has 5,812 suits valued at Rs. 6,78,000. There were 14 suits in the Shikárpur District Court exceeding 10,000 in value compared with 4 in Karáchi and 1 in Hyderabad. The 33 suits before the District Court of Shikárpur are valued at Rs. 4,84,251 against the 187 suits of the District Court, Karáchi, valued at Rs. 3,31,212, while the Hyderabad District Court contributes only 7 suits valued at Rs. 37,610. The District Court, Thar and Párkar, had no original suit before it.

49. There were 1,785 cases pending at the end of 1887, which with the 22,119 newly instituted ones and 137 re-admitted suits give 24,041 for disposal. Of these 22,696 were disposed of, leaving 1,345 pending on 31st December. This gives the considerable increase of 1,420 over the number disposed of in 1887.

The increase in the number of suits disposed of has been general in all classes of Courts as shown by the following figures:—

| Cases. | Court. | | | | | | Total. | |
|------------------|-----------|-------|---------------------|--------|-----------------------------|-------|--------|--------|
| | District. | | Subordinate Courts. | | Small Cause and Cantonment. | | 1887. | 1888. |
| | 1887. | 1888. | 1887. | 1888. | 1887. | 1888. | | |
| For disposal ... | 241 | 302 | 20,585 | 21,360 | 2,235 | 2,379 | 23,061 | 24,041 |
| Disposed of ... | 167 | 233 | 19,107 | 20,316 | 2,002 | 2,147 | 21,276 | 22,696 |
| Pending | 74 | 69 | 1,478 | 1,044 | 233 | 232 | 1,785 | 1,345 |

The balance pending before the Small Cause Courts and District Courts at the end of each year were very similar, the differences being respectively 1 and 5.

50. As usual, above a third of the suits disposed of were never brought to trial; 7,975 out of 22,696 being thus disposed of, nearly as many—7,304—were compromised, while 1302 were decreed on confession. These three heads give a total of 16,581, the corresponding total for 1887 being 15,485 out of 21,276. There were 2,698 cases decided *ex parte*, of which only 63 were decided in defendant's favour, the corresponding number of *ex parte* claims dismissed in 1887 being 96. There were 513 cases referred to arbitration, all but 38 of which were decided in plaintiff's favour. Most of these were in Subordinate Courts; only 18 cases were referred to arbitration in Small Cause Courts, and 33 in District Courts, out of which 24 were before the Shikarpur District Court. In fact, more than half of the arbitration cases—278—were from that district. This leaves 2,904 cases as contested to the end, of which 505, or a little above one-sixth, were decided for defendants. The number decided in defendants' favour in 1887 was 464 out of 2,603 contested cases. The results for 1888 and 1887 are shown below:—

| Year. | CASES DISPOSED OF | | | | | |
|--------------------------|-------------------|--------------|-----------|---------------------------|--------------------------|------------|
| | Without trial. | Compromised. | Admitted. | Decided <i>ex parte</i> . | Referred to arbitration. | Contested. |
| 1887 | 7,277 | 7,000 | 1,203 | 2,801 | 387 | 2,603 |
| 1888 | 7,975 | 7304 | 1,302 | 2,698 | 513 | 2,904 |
| Increase or decrease ... | +698 | +304 | +94 | —103 | +126 | +301 |

The decrease in *ex parte* cases is satisfactory.

51. The great proportion of cases disposed of without trial or on compromises is due to the Subordinate Courts, which give 14,897 cases so decided out of 20,316. The Small Cause Court proportion was much less, namely, 333 out of 2,147. The Judge of the City Small Cause Court, however, mentions a circumstance which considerably affects the figures shown as to contested cases and the large number of cases shown by him as decided on confession. In that Court cases are not noted as 'contested' in which the only dispute is whether instalments are to be awarded without plaintiff's consent. Such cases in Subordinate Courts are entered as 'contested.' Many of the 784 cases shown as decreed on confession in the Small Cause Court would therefore in Subordinate Courts be shown as Contested. Taking the figures as they are, one case in 8 before the Subordinate Courts was contested, while in the Small Cause Courts the proportion was 1 in 6, and in the District Courts 1 in 4 in round numbers.

45. Leaving the Revenue Courts out of view for the present, the original suits instituted in 1888 were 22,119 valued at Rs. 23,37,430 against 21,306 valued at Rs. 18,24,318 in 1887. This shows an increase of 813 suits and of above 5 lákhs in value. But I regret to say that the returns as to valuation are still too low. It too often happens that suits on which the *ad valorem* duty is not levied are taken as incapable of valuation, and this makes a considerable decrease in showing the real value of the property in dispute. Last year I mentioned the same thing in my report, but I have recently found that the same bad practice continues. Some returns were amended, but obviously this could not be done as to all suits, so that the statement as to valuation must still be taken as too low. In 1885, the number of suits was 21,247; there was a decrease in 1886 owing to temporary reasons, and in 1887 the number rose to 21,306, and now it has again increased.

46. The increase has been general in all classes of Courts, though not in all districts. Including the abolished Cantonment Courts as Small Cause Courts, which they so far resembled, there is an increase of 74 in District Courts, of 172 in Small Cause Courts and of 567 in Subordinate Courts or 813 in all. There was a considerable increase in the districts of Karáchi and Shikárpur of 552 and 519, respectively, besides that in the Karáchi Small Cause Courts; but in Hyderabad and Thar and Párkar there was a decrease of 412 and 18. In Karáchi each Court shared in the increase. The cause of the increase in Karáchi was that some important Natives failed, and there was a scarcity of money. This considerably affected the District Court, where the increase was 71. In Shikárpur the suits as valued showed an increase of above 3 lákhs (but one suit alone was for Rs. 1,00,000), while in Karáchi the corresponding increase is shown as about 1 lákhs and 92 thousand, including an increase of about 23,000 in the Small Cause Court.

47. I make a few remarks as to the nature of the suits. Out of the 22,119 suits instituted, no less than 20,928 were for money or moveable property, exclusive of 106 for rent of land and 33 for an account. There were 271 for immoveable property, 45 for declaratory decrees, and 319 to establish rights to lands, in which are included some to establish the right to have land entered in the plaintiff's name; 57 were connected with marriage, 28 were for partition. There were 7,329 suits on account stated, and 6,588 on contracts in writing against only 2,880 on contracts not in writing, and for the price of goods sold there were 2,618—giving 19,415 under these four heads. Last year there were 18,891 under these heads. Suits for or relating to immoveable property show a slight increase this year.

48. Omitting 133 suits not valued, there were 21,986 suits of which above 16,000 were for sums not exceeding Rs. 50, while other 2,840 were for sums not exceeding Rs. 100. Only 530 suits were for sums above Rs. 500. One suit in the District Court, Karáchi, was for a sum not exceeding Rs. 10; that Court had 161 suits for sums not exceeding Rs. 5,000. In former reports I explained that as there is no Subordinate Judge in Karáchi, the District Court has to try all Civil suits arising in or near Karáchi, which are not cognizable by the Small Cause Courts there. Taking the respective districts, it will be seen that Shikárpur comes first with 8,842 suits valued at Rs. 11,46,192, followed by Hyderabad with 6,942 suits valued at Rs. 4,73,467, while Karáchi (including the Small Cause Court's contribution of 2,146 suits) has 5,812 suits valued at Rs. 6,78,000. There were 14 suits in the Shikárpur District Court exceeding 10,000 in value compared with 4 in Karáchi and 1 in Hyderabad. The 33 suits before the District Court of Shikárpur are valued at Rs. 4,84,251 against the 187 suits of the District Court, Karáchi, valued at Rs. 3,31,212, while the Hyderabad District Court contributes only 7 suits valued at Rs. 37,610. The District Court, Thar and Párkar, had no original suit before it.

49. There were 1,785 cases pending at the end of 1887, which with the 22,119 newly instituted ones and 137 re-admitted suits give 24,041 for disposal. Of these 22,696 were disposed of, leaving 1,345 pending on 31st December. This gives the considerable increase of 1,420 over the number disposed of in 1887.

The increase in the number of suits disposed of has been general in all classes of Courts as shown by the following figures:—

| Cases. | Court. | | | | | | Total. | |
|------------------|-----------|-------|---------------------|--------|-----------------------------|-------|--------|--------|
| | District. | | Subordinate Courts. | | Small Cause and Cantonment. | | 1887. | 1888. |
| | 1887. | 1888. | 1887. | 1888. | 1887. | 1888. | | |
| For disposal ... | 241 | 302 | 20,585 | 21,360 | 2,235 | 2,379 | 23,061 | 24,041 |
| Disposed of ... | 167 | 233 | 19,107 | 20,316 | 2,002 | 2,147 | 21,276 | 22,696 |
| Pending ... | 74 | 69 | 1,478 | 1,014 | 233 | 232 | 1,785 | 1,345 |

The balance pending before the Small Cause Courts and District Courts at the end of each year were very similar, the differences being respectively 1 and 5.

50. As usual, above a third of the suits disposed of were never brought to trial; 7,975 out of 22,696 being thus disposed of, nearly as many—7,304—were compromised, while 1302 were decreed on confession. These three heads give a total of 16,581, the corresponding total for 1887 being 15,485 out of 21,276. There were 2,698 cases decided *ex parte*, of which only 63 were decided in defendant's favour, the corresponding number of *ex parte* claims dismissed in 1887 being 96. There were 513 cases referred to arbitration, all but 38 of which were decided in plaintiff's favour. Most of these were in Subordinate Courts; only 18 cases were referred to arbitration in Small Cause Courts, and 33 in District Courts, out of which 24 were before the Shikarpur District Court. In fact, more than half of the arbitration cases—278—were from that district. This leaves 2,904 cases as contested to the end, of which 505, or a little above one-sixth, were decided for defendants. The number decided in defendants' favour in 1887 was 464 out of 2,603 contested cases. The results for 1888 and 1887 are shown below:—

| Year. | CASES DISPOSED OF | | | | | |
|--------------------------|-------------------|--------------|-----------|---------------------------|--------------------------|------------|
| | Without trial. | Compromised. | Admitted. | Decided <i>ex parte</i> . | Referred to arbitration. | Contested. |
| 1887 | 7,277 | 7,000 | 1,203 | 2,801 | 387 | 2,603 |
| 1888 | 7,975 | 7304 | 1,302 | 2,698 | 513 | 2,904 |
| Increase or decrease ... | +698 | +304 | +99 | -103 | +126 | +301 |

The decrease in *ex parte* cases is satisfactory.

51. The great proportion of cases disposed of without trial or on compromises is due to the Subordinate Courts, which give 14,897 cases so decided out of 20,316. The Small Cause Court proportion was much less, namely, 333 out of 2,147. The Judge of the City Small Cause Court, however, mentions a circumstance which considerably affects the figures shown as to contested cases and the large number of cases shown by him as decided on confession. In that Court cases are not noted as 'contested' in which the only dispute is whether instalments are to be awarded without plaintiff's consent. Such cases in Subordinate Courts are entered as 'contested.' Many of the 784 cases shown as decreed on confession in the Small Cause Court would therefore in Subordinate Courts be shown as Contested. Taking the figures as they are, one case in 5 before the Subordinate Courts was contested, while in the Small Cause Courts the proportion was 1 in 6, and in the District Courts 1 in 4 in round numbers.

52. About one-fifth of the contested cases before the Subordinate Courts were decided in favour of plaintiffs, the same ratio as was given for 1887. The Small Cause Court had 357 (really) contested cases, in 280 of which plaintiffs succeeded. In Thar and Párkar, the contested cases were 33 against 574 *ex parte* ones, and 18 referred to arbitration. In all of these except 6 the decision was for the plaintiffs. District Courts give considerable variety of results. In Karáchi, defendants were successful in 12 out of 43 contested cases, while the only 2 contested cases decided in Hyderabad were so in defendants' favour, and all the 7 similar cases in Shikárpur were decided for plaintiffs. The District Court of Karáchi alone of District Courts had any *ex parte* suits, and in 82 out of 83 the plaintiffs were successful. These, however, include suits tried summarily under the provisions as to suits on negotiable instruments. The Small Cause Courts decided only 10 out of 655 *ex parte* cases in defendants' favour.

53. When on circuit, I formerly noticed that some Subordinate Judges did not require strict proof of the identity of the person who received a summons in cases which afterwards were declared *ex parte*. Last cold season, however, I found more care was devoted to this. More care might be taken as to the proof offered in support of the claim in such cases. It is very difficult to get Subordinate Judges in Sind or elsewhere to exert themselves to enquire at all fully into such cases. I found that a number of cases originally tried *ex parte* and afterwards brought on the file again were ultimately compromised.

54. I now give the figures showing the average duration of cases before the different classes of Courts. I stated in my report of last year that I found that the mode of calculating averages though plainly laid down in the instructions, had not been correctly applied. I now find that there has been in one district no uniform rule as to what cases were to be shown as 'contested' and 'uncontested,' e.g., some Courts included suits referred to arbitration in 'contested,' while others counted them as 'uncontested' cases. This of course makes it impossible to compare the returns of Subordinate Courts for the different years. This shows how difficult it is in statistical matters to get correct returns even as to matters apparently plain enough. The averages given for the year under report show as the average duration for 1883 of uncontested cases 45, 29 and 130 days in the Small Cause, Subordinate and District Courts, respectively. In the Small Cause Courts the contested cases took only a few days longer—49 instead of 45, while in the Subordinate and District Courts, contested cases took more than twice as long, or 70 and 278 days against 29 and 130, respectively. There is a considerable increase from 1887 in the duration of uncontested cases in the Small Cause Courts, namely, from 28 to 45—and a slight increase from 46 to 49 in contested cases. In the Cantonment Small Cause Court the average was much less, being 16 and 17 against 52 and 48 in the Karáchi City Court. There were, however, comparatively few cases before the Cantonment Court. The cause of the increase is said to have been delay in serving summonses in uncontested cases, especially in those postponed under Section 99a of the Civil Procedure Code. The average duration of uncontested cases in Subordinate Courts varied from 25 in Karáchi to 29 in Shikárpur, 31 in Hyderabad and 37 in Thar and Párkar (omitting fractions), while contested cases vary from 44 in Karáchi, 70 in Hyderabad and 74 in Shikárpur to 142 in Thar and Párkar. The work in Thar and Párkar is done by Revenue officials who are on tour during great part of the year and cannot devote their time with the same regularity to civil work. There is, however, a great increase in Thar and Párkar, as in 1887 the figures were only 45 days for contested suits. The figures for the two years for Karáchi Subordinate Courts are very nearly alike, 25 and 44 in 1888 against 26 and 46 in 1887, showing a slight decrease. This was also the case in Shikárpur, where the figures for uncontested and contested cases are 29 and 74 against 37 and 80 in 1887. In Hyderabad, on the other hand, there is an increase from 30 and 54 to 32 and 70 days. Some cases of old standing were disposed of in the Shikárpur and Hyderabad District Courts. For the Shikárpur District Court the figures are 378 and 743 against 376 and 1,057 days in 1887. The Karáchi District Court gives an average of 52 and 189 against 98 and 140 in 1887, while the Hyderabad District Court figures are 167 and 568 against 96 and 210 days in 1887. Of course when there are few original civil cases disposed

of, the decision of 1 or 2 old standing cases makes a great difference in such figures, and as I formerly had to remark the busiest year of a Court may show the worst average returns.

55. I now come to the Revenue Courts in which were instituted 486 suits valued at 80,027, compared with 443 suits valued at 55,445 in 1887, showing an increase of 43 suits valued at 24,582. But part of the increased value is owing to a more accurate system of calculation. There were 2 suits valued between 5,000 and 20,000 and 7 suits valued between 1,000 and 5,000. In 1887 no suit exceeded 5,000 in value. There were only 13 suits instituted before Mukhtyarkars (Mámledárs) in Thar and Párkar, and the Upper Sind Frontier District supplied only 25. Hyderabad and Karáchi with 97 and 101, respectively, are a great contrast to Shikárpur with 250—or more than half of the whole. The value of the suits in Shikárpur was 49,276, while the value for Hyderabad was 21,821, against only 4,175 in Karáchi and 3,903 in the Upper Sind Frontier District, while those in Thar and Párkar were valued only at 852.

56. There were 502 suits for disposal against 461 in 1887, and 483 were disposed of, leaving a balance of 19, while in 1887 there were 445 disposed of with a balance of 16. There was no case pending on 31st December 1888 in Thar and Párkar, 1 suit was so in each district of Karáchi and the Upper Sind Frontier, and 3 were pending in Hyderabad, leaving 14 as the balance for Shikárpur. The average duration of these cases in 1888 was 22 and 59 days against 17 and 31 in 1887—; nearly half of the cases disposed of were contested, namely 242, of which only 106 were decided for the plaintiffs. Eight were referred to arbitration, of which 6 were so in the Upper Sind Frontier District, while Karáchi and Shikárpur show 1 each so disposed of. Seventy cases were disposed of *ex parte*, in 65 of which cases the claims were dismissed. There were 72 cases admitted, and 73 compromised, while 18 were disposed of without trial. These results are very different from those of the Civil Courts. Owing to the fact that some laws were in force in Bombay which never were so in Sind, the Sadar Court exercises no revisional powers in such cases.

57. Including 129 applications pending from 1887, there were 1,183 miscellaneous cases before the Civil Courts in Sind, of which 927 were before Subordinate Courts, 196 before District Courts and 65 before the Small Cause Courts. Of these 327 were disposed of without trial, 72 were compromised, and 109 were decreed on confession, while 139 were pending at the end of the year. This shows a considerable increase of exactly 200 over the number before the Courts in 1887, with the small increase of 10 in the number pending at the end of the year. Eight cases from Shikárpur were referred to arbitration and decided for the plaintiff. This leaves 533 for decision *ex parte* or with contest. As usual with miscellaneous cases, the proportion decided for the defendant was larger than is found in considering regular suits. There were 102 *ex parte* cases, of which 39 were decided for the defendants. More than half of the *ex parte* suits were in District Courts, which is natural, as these Courts include in miscellaneous cases the applications for certificates of heirship and guardianship, &c., which are often undefended. That there is considerable difference in different parts will, however, appear on considering the returns from the three districts, Karáchi, Hyderabad and Shikárpur. Thar and Párkar provides no miscellaneous cases this year. The District Courts of Karáchi and Shikárpur had respectively 77 and 76 cases, while Hyderabad had 43. Of the 76 before the Shikárpur District Court, 16 were under various sections of the Civil Procedure Code, and 60 were under other Acts and Regulation 8 of 1827 and out of the 77 before the Karáchi Court 37 were under the Civil Procedure Code and 40 under other Acts and Regulation 8 of 1827, but only 2 out of 43 before the Hyderabad Court were under the Civil Procedure Code. Only 4 out of 36 applications for certificates, &c., were contested before the Karáchi Court, while 10 out of 41 such cases were contested at Hyderabad. There were no *ex parte* cases decided by the District Court of Shikárpur. The average duration of these cases in the District Courts was 72 and 49 days, respectively, for uncontested and contested cases against 60 and 64 days in 1887.

58. Looking at the Subordinate Courts, Shikárpur had 670 cases, Hyderabad had 210 and Karáchi only 47. No cases in Karáchi and only 2 in Hyderabad were decided *ex parte*, while 51 were so in Shikárpur, of which about three

fifths (30) were decided for defendants. The contested cases in Karáchi show very nearly equal results, 9 being for plaintiffs and 10 for defendants, but Courts in Hyderabad decided 56 out of 80 for plaintiffs, while in Shikárpur Courts plaintiffs succeeded in 130 out of 238 cases. The average duration for Subordinate Courts was 56 and 34 against 58 and 36 in 1887. The Cantonment Small Cause Court had 6 miscellaneous cases, of which 2 were disposed of without trial, and 2 were admitted, and 2 being contested were decided 1 for plaintiff and 1 for defendant. The average duration was 4 and 9 days. In the City Small Cause Court the average was much higher, 57 and 10 respectively. In that Court the plaintiff was successful in exactly two-thirds of the contested cases, and in *ex parte* cases the proportion was almost reversed. The average duration in 1886 before the Small Cause Courts was 80 and 30 against 56 and 46 in 1887, and it has now again fallen to 50 and 10, which shows a continued improvement.

59. I now come to consider the civil appellate work. Including 126 appeals pending from 1887, there were 366 appeals before the District Judges and Deputy Commissioner, Thar and Párkar, of which 148 were disposed of, leaving 218 pending at the end of 1888. Thar and Párkar gave 5 appeals—the same number as in 1887, of which 1 was transferred to the dormant file, while 1 decision was modified and 3 decisions were reversed, with an average duration of 94 days for each of these 4 appeals. Karáchi comes next with 22 appeals, 19 of which were disposed of with an average duration of 71 days. Eight decisions were confirmed, and 7 were reversed, while 3 were modified and 1 case was remanded for fresh decision. The District Judge of Hyderabad had 111 appeals before him, and disposed of 30 with an average duration of 219 days. In 24 out of the 30 appeals the decisions were confirmed, while 3 were reversed, and 1 case was remanded, two appeals not being proceeded with. I have already accounted for the comparatively great arrears of civil appeals in Hyderabad. Shikárpur had 228 appeals, of which 94 were disposed of, with an average duration of 149 days. Fifty-four decisions were upheld, 10 were modified and 13 reversed, while 4 cases were remanded, and 13 appeals were not proceeded with. Thus, out of 148 cases, 86 decisions were upheld, 26 decisions were reversed and 14 were modified, while 6 cases were remanded for fresh decision and 16 appeals were not proceeded with. This gives a great decrease in the number of decisions compared with those of 1887, when 267 were disposed of. There is a remarkable similarity between the figures for Karáchi. In 1887 out of 23 appeals in that district, 22 were disposed of. The same numbers of decisions were reversed, remanded and modified in each year, and in 1887 the duration was 72 days against 71 in 1888.

60. The following table shows the figures for the two years :—

| Years. | Appeals. | | | Order of Subordinate Court. | | | | | Pending. | Average duration. |
|--------------------------|---------------|-------------------------|----------------------------|-----------------------------|-----------|-----------|------------|--------|----------|-------------------|
| | Before Court. | Rejected, Section, 551. | Dismissed for default, &c. | Reversed and case remanded. | Reversed. | Modified. | Confirmed. | Total. | | |
| 1887 | 393 | 15 | 42 | 17 | 38 | 27 | 128 | 267 | 126 | 299 |
| 1888 | 366 | 10 | 16 | 6 | 26 | 14 | 76 | 148 | 218 | 151 |
| Increase or Decrease ... | -27 | -5 | -26 | -11 | -12 | -13 | -52 | -119 | +92 | -148 |

The Sessions work at Shikárpur has been at times very heavy of late, and occasionally civil work has been at a stand still there—cases and appeals being postponed *sine die* because there was no certainty when they could come on. The Joint Judge did good work there, but without the aid of an Assistant Judge there was no prospect that the Civil arrears could be cleared off. I may add that in the current year Government has promised to send an Assistant Judge as soon as one is available, so that there is the hope that Civil work will really be disposed of at an early date.

61. There has been a great decrease in the number of appeals to the Sadar Court. Eight appeals were pending from 1887, and 36 were instituted in 1888 against 68 instituted in 1887. But going back to previous years, it is seen that 1887 was a special year, as the figures for 1884, 1885 and 1886 show as instituted in these years 21, 40 and 38 appeals. Of the 44 appeals, 15 were first appeals and 29 were second ones. Of the 15 first appeals, 7 were disposed of, 4 decisions being confirmed, and 1 reversed, while 2 appeals were not proceeded with. In the 29 second appeals, 11 decisions were upheld under Section 551, 10 were confirmed after formal hearing, 4 were modified and 1 was reversed, no case being remanded for fresh decision. Only one case was heard *ex parte* after notice was given to the other side. There were 11 cases pending at the end of the year, and the average duration of each appeal was 137 days. It is to be remembered that almost no Civil appeal is heard while the Court is on circuit for about three months in the year. There are so few cases formally argued in Court that adjournments are granted far more readily and the convenience of legal gentlemen is studied much more than could be done in a Court with work enough before it to occupy the full time of those practising in it. In 1887, there were 64 cases disposed of, with an average duration of 60 days.

62. The Sadar Court had also 13 miscellaneous appeals, all of which were disposed of with an average duration of 165 days. Four of these were pending from 1887, in which year there were 14 miscellaneous appeals of which 10 were disposed of with an average duration of 50 days. In 1888, there were 7 decisions reversed, 5 were confirmed and 1 case was remanded.

District Courts had the same number (13) of miscellaneous appeals before them, and disposed of 8 of them with an average duration of 140 days confirming 4 decisions and modifying 1, while 3 appeals were not proceeded with. Karáchi and Thar and Párkar give 6 miscellaneous appeals. Shikárpur gives 9 and Hyderabad the remaining 4. The Shikárpur duration was 171 days, against 90 in Hyderabad. Three appeals were not proceeded with, and in each district 2 decisions were confirmed, while 1 was modified in Shikárpur. There had been 27 such appeals in 1887 before the District Courts, which disposed of 24 of them with an average duration of 77 days.

In addition to its appellate work, the Sadar Court disposed of 21 cases under Section 622 of the Civil Procedure Code, 15 cases under the Small Cause Court Act, and 2 other applications under the Civil Procedure Code.

63. I now come to proceedings taken in execution of decrees. There were 13,365 applications before the Subordinate, Small Cause and District Courts, of which 12,329 were disposed of, leaving a balance of 1,036 pending. Out of the 12,329 disposed of, 9,885 are returned as wholly infructuous, but nothing can be said as to what sums were privately realized or arrangements made as to these. In 1,600 cases satisfaction was obtained in full. There was no great dissimilarity between these figures and those for 1887, in which year there was a considerable decrease from the number in 1886.

64. I show the figures for 1887 and 1888 as follows, and also the results of the applications so far as known :—

| Class of Courts. | APPLICATIONS. | | | | | | | | | | | |
|-------------------------|---------------|--------|-----------|-------|---------|-------|-------------|-------|---------------|--------|---------|-------|
| | For disposal. | | Satisfied | | | | | | Disposed of.* | | Pending | |
| | | | Fully. | | Partly. | | Not at all. | | | | | |
| | 1887. | 1888. | 1887. | 1888. | 1887. | 1888. | 1887. | 1888. | 1887. | 1888. | 1887. | 1888. |
| District | 238 | 303 | 61 | 60 | 19 | 54 | 0 | 114 | 191 | 271 | 27 | 22 |
| Small Cause | 1,904 | 2,227 | 259 | 162 | 145 | 134 | 1,204 | 1,673 | 1,712 | 1,976 | 191 | 214 |
| Subordinate | 1,116 | 10,835 | 1,415 | 1,378 | 554 | 629 | 8,321 | 8,998 | 10,591 | 10,107 | 925 | 759 |
| Total | 13,258 | 13,365 | 1,735 | 1,600 | 758 | 819 | 9,625 | 9,885 | 12,494 | 12,377 | 1,073 | 1,036 |
| Increase or Decrease .. | ... | +107 | ... | -135 | ... | +61 | ... | +127 | ... | +141 | ... | -37 |

* Including transferred applications.

| Class of Courts. | Amount realized by Court's process. | | PERSONS. | | | | PROPERTY. | | | | | | | |
|--------------------------|-------------------------------------|---------|------------------------|-------|-------------|-------|------------------------|-------|-------|-------|------------------------|-------|-------|-------|
| | | | Arrested and released. | | Imprisoned. | | Moveable. | | | | Immoveable. | | | |
| | | | | | | | Attached and released. | | Sold. | | Attached and released. | | Sold. | |
| | | | 1887. | 1888. | 1887. | 1888. | 1887. | 1888. | 1887. | 1888. | 1887. | 1888. | 1887. | 1888. |
| District | 144,940 | 65,404 | 4 | 2 | 8 | 4 | ... | ... | 6 | 2 | 1 | 7 | 7 | 11 |
| Small Cause | 9,386 | 9,715 | 92 | 61 | 90 | 53 | 33 | 38 | 43 | 59 | ... | ... | ... | ... |
| Subordinate | 77,168 | 97,209 | 459 | 336 | 252 | 169 | 226 | 299 | 149 | 175 | 343 | 390 | 194 | 212 |
| Total | 231,494 | 172,417 | 555 | 399 | 345 | 226 | 259 | 337 | 192 | 236 | 344 | 397 | 201 | 223 |
| Increase or Decrease ... | ... | -59,077 | ... | -156 | ... | -119 | ... | +78 | ... | +44 | ... | +53 | ... | +22 |

There was thus a great decrease in the amount realized through the Courts. But in 1887 there had been a corresponding increase of Rs. 83,651, so that the amount is higher than it was in 1886. Considerably fewer arrests were made and persons imprisoned, probably in consequence of the change in the law as to imprisonment for debt. On the other hand, there was an increase in the cases in which property, both moveable and immoveable, was sold. There was also an increase of nearly 23,000 in the amount realized without the Court's aid. Two persons were imprisoned by order of each District Court of Karáchi and Shikárpur. All the sales of property ordered by a District Court were so by the Karáchi District Court, and all the money realized in execution by a District Court, except Rs. 3,345 from Shikárpur, was so by the Karáchi Court, which collected Rs. 62,058 by means of process, while Rs. 3,022 was paid into that Court without the issue of process. But a much larger sum of Rs. 24,307 was paid voluntarily into the Shikárpur District Court. Almost half the whole sum realized by process by Subordinate Courts came from Shikárpur, which also provided far the largest part of the money voluntarily paid into Subordinate Courts, namely, Rs. 47,874 by means of process, and Rs. 30,768 without it. Hyderabad similarly paid Rs. 34,933 and Rs. 21,205, while the Karáchi Subordinate Courts gave only Rs. 12,070 and Rs. 96, and Thar and Párkar gave Rs. 2,420 and Rs. 603. Debtors in the Small Cause Courts paid on process Rs. 9,715 and without process Rs. 1,036, all of which sums, except Rs. 60, were paid to the City Court. The Cantonment Small Cause Court imprisoned only 1 out of the 53 persons imprisoned by Small Cause Courts. As to persons imprisoned by Subordinate Courts, Hyderabad is responsible for most, namely 121, being followed by Shikárpur with 38, while Courts in Thar and Párkar imprisoned 8, and those in Karáchi only 2. Subordinate Courts arrested and released 336 debtors, of whom 164 were in Hyderabad, 117 in Shikárpur 33 in Thar and Párkar and 22 in Karáchi. The City Small Cause Court arrested and released 60 persons, while one person was so released by the Cantonment Small Cause Court.

65. Moveable property was sold in 175 instances and was released from attachment in 299 cases by Subordinate Courts. Very few of these were in Karáchi. In Thar and Párkar, no property of any kind was sold, but in 8 cases moveable property was released after being attached. Karáchi gives 27 instances of sale and 23 of release, Hyderabad 44 and 147 respectively, while in Shikárpur there were 104 sales by order of Subordinate Courts and the property was released in 121 instances. Immoveable property was sold in 121 cases by Subordinate Courts in Shikárpur, in 61 cases in Hyderabad and only in 30 cases by Karáchi Subordinate Courts. The Small Cause Courts sold moveable property in 59 cases. The greatest number of applications was in the Shikárpur District—namely 5,225, while Hyderabad had 4,528, and Karáchi (including 2,227 in the Small Cause Courts,) had only 3,500, and Thar and Párkar 112. The numbers in 1887—namely, 5,117, 4,666 and 3,340 and 135—were very similar.

66. In the Revenue Courts there were execution proceedings in only one district, namely Hyderabad, where 6 applications were fully satisfied by giving possession of property, &c., and payment of Rs. 22. This is a great decrease from 38 applications in 1887, but is the exact number made in 1886.

67. I now come to Insolvency matters. There were 48 such applications before all the Courts, of which 14 were not proceeded with, while 11 were granted (a Receiver being appointed in 7 cases) and 20 were rejected, but without taking any penal steps. Three applications were pending at the end of the year. This shows a decrease from the number of applications, namely, 59, before the Courts in 1887, which again was 23 less than the number of 1886. Two such applications were before each of the District Courts of Karachi and Shikarpur, 9 were before the Small Cause Court, Karachi, all the rest being before Subordinate Courts. The Hyderabad Subordinate Courts had 19 of the whole, and Shikarpur had 14, while there were only 2 applications before the Karachi Subordinate Courts, which were either withdrawn or rejected. There were no applications before the Subordinate Courts in Karachi in 1887. The realizations by the Subordinate Courts in Hyderabad and Shikarpur did not quite amount to Rs. 510, but sums amounting to Rs. 1,466 were disbursed by them, owing to accumulations in previous years. There were no collections or disbursements in any District Court, and the Karachi Small Cause Court realized Rs. 110 and disbursed Rs. 97. These figures are a great contrast to the sums for which creditors' claims were admitted before that Court, namely, Rs. 19,842. In the Karachi District Court also claims for Rs. 18,207 were admitted, but as said above there were no realizations or disbursements. There were no insolvency proceedings in Thar and Parkar.

I have the honour to be,

Sir,

Your most obedient Servant,

G. M. MACPHERSON,

Judicial Commissioner in Sind.

JUDICIAL STATEMENT No. 1—(CIVIL AND CRIMINAL).

Statement showing the Number of Judicial Divisions and the Number of Officers exercising Appellate or Original Jurisdiction in the Presidency of Bombay on the last day of the year 1888, with the Cost of Tribunals.

| Name of Presidency. | Area. | Population. | Number of Divisions for Courts under Chief Court, but superior to the Chief Courts of Districts. | Number of districts. | Number of Sub-districts. | TOTAL NUMBER OF OFFICERS EXERCISING ORIGINAL OR APPELLATE JURISDICTION. | | | | | TOTAL NUMBER OF CASES DECIDED. | | | | Total Receipts of the Courts. | Total Charges of the Courts. | REMARKS. | |
|-----------------------|--|-------------|--|----------------------|--------------------------|---|---|--------------------------------------|--|-------------------------------------|--------------------------------|----------------|----------|----------------|-------------------------------|------------------------------|-----------------------------|---|
| | | | | | | Judges of Chief Court of Province. | Judges of other Courts superior to Chief Courts of Districts. | Judges of Chief Courts of Districts. | Judges of District Courts other than Chief Courts. | Judges of other Subordinate Courts. | Original. | | Appeals. | | | | | |
| | | | | | | | | | | | Regular. | Miscellaneous. | Regular. | Miscellaneous. | | | | |
| 1 | 2 | 3 | 4 | 5 | 6 | 7 | 8 | 9 | 10 | 11 | 12 | 13 | 14 | 15 | 16 | 17 | 18 | |
| Presidency of Bombay. | Territory subject to the High Court. | 76,020 | 14,040,691 | ... | 13 | 103 | (a) 7 | ... | (b) 13 | 8 | (c) 112 | 153,269 | 233,252 | 5,672 | 198 | Rs. a. p. 25,22,244 14 5 | Rs. a. p. 39,27,912 9 11 | (a) Includes the Chief Justice. (b) The District Judge of Poona is also Agent for Sardars in the Deccan. (c) Includes 7 Small Cause Court Judges, 3 Registrars and 3 unpaid officers. Besides these there were also 3 Cantonment Magistrates, 1 Agent for Kolhapur and Southern Maratha Country and 188 Mamlatdars and Mahalkaris under Act III of 1876 who exercised Civil powers. (d) These are District and Presidency Magistrates exclusive of Sessions and Assistant Sessions Judges. (e) These include all classes of Magistrates except District Magistrates. Besides these there were 1 Subordinate Judge, who was invested with Criminal powers and also 14,814 Police Patels. (f) Is the Judge of the Sadar Court in Sind. (g) Besides these the Deputy Commissioner of Thar and Parkar exercised Civil powers. (h) Includes 2 Small Cause Court Judges. Besides these there were also 1 Registrar, 1 Deputy Collector, 7 Mukhtyarkars and 7 Munshis, and 61 Mamlatdars who exercised Civil powers. (i) These include all classes of Magistrates except District Magistrates. (f) Includes also applications for execution of decrees and applications under Chapter XX, Civil Procedure Code. |
| | | | | | | | Criminal ... | ... | (d) 21 | ... | (e) 555 | 83,026 | 1,030 | 2,584 | 1,173 | | | |
| | | | | | | | Revenue ... | ... | ... | ... | ... | 11,606 | 1,036 | ... | ... | | | |
| | Territory not subject to the High Court. | 49,326 | 24,13,823 | ... | 4 | 13 | (f) 1 | ... | (g) 3 | ... | (h) 14 | 22,896 | 13,423 | 181 | 21 | Rs. a. p. 3,21,064 5 11 | Rs. a. p. 5,04,286 12 3 | |
| Criminal ... | ... | ... | ... | 5 | 21 | ... | ... | 5 | ... | (i) 131 | 16,940 | 210 | 1,588 | 929 | | | | |
| Revenue ... | ... | ... | ... | ... | ... | ... | ... | ... | ... | ... | 483 | 6 | ... | ... | | | | |
| Total ... | ... | ... | ... | ... | ... | ... | ... | ... | ... | ... | 288,020 | (j) 253,957 | 9,875 | 2,321 | 28,43,309 4 4 | 44,32,149 0 2 | | |

Notes.—Column 1 Sub-head "Total.—The entries to be made here will show the area and population of the entire Presidency, the average number of Districts and Sub-Districts for Civil, Criminal and Revenue purposes, the actual number of persons exercising jurisdiction, and the total work done by them, with the financial results.

Columns 16 and 17.—The Judicial receipts and charges should be shown as a whole just as they appear in the Treasury accounts, care being taken that the charges on account of buildings are included in Column 17.

Statement showing the number of Judicial officers exercising Original and Appellate Jurisdiction, both Europeans and Natives, in the Presidency of Bombay, including Sind.

| Designation. | Europeans. | Natives. | REMARKS. | Designation. | Europeans. | Natives. | REMARKS. |
|--|------------|----------|----------|-------------------------------------|------------|----------|----------|
| Chief Justice and High Court Judges ... | 6 | 1 | | Subordinate Judges, First Class ... | ... | 15 | |
| Judge of the Sadar Court in Sind ... | 1 | ... | | Do. Second Class ... | ... | 96 | |
| District and Sessions Judges ... | 14 | 2 | | Magistrates, First Class ... | 79 | 104 | |
| Assistant Judges, F. P., and Joint Sessions Judges ... | 3 | ... | | Do. Second Class ... | 6 | 251 | |
| Assistant Judges ... | 2 | 3 | | Do. Third Class ... | 2 | 270 | |
| Small Cause Court Judges ... | 4 | 5 | | Police Patels ... | ... | 14,814 | |

JUDICIAL STATEMENT No. 2—(CRIMINAL).

Statement of Offences reported and of Persons tried, convicted and acquitted of each class of offence in the Presidency of Bombay in the year 1888.

| Description of Offence. | Number of offences reported. | Number of cases returned as true. | Number of cases brought to trial during the year. | NUMBER OF PERSONS | | | | | REMARKS |
|--|------------------------------|-----------------------------------|---|--|--------------------------|------------|--|------------------------|---|
| | | | | Under trial during the year, including pending from previous year. | Acquitted or discharged. | Convicted. | Died, escaped, or transferred to another Province. | Remaining under trial. | |
| 1 | 2 | 3 | 4 | 5 | 6 | 7 | 8 | 9 | 10 |
| Offences against the State, Chapter VI of the Indian Penal Code. | ... | ... | ... | ... | ... | ... | ... | ... | |
| Offences relating to the Army and Navy VII. | ... | ... | ... | ... | ... | ... | ... | ... | |
| Offences against the public tranquillity VIII. | 682 | 432 | 428 | 3,349 | 2,173 | 1,015 | ... | 161 | |
| Attempts at do. | 1 | 1 | 1 | 4 | ... | 4 | ... | ... | |
| Offences by, or relating to, public servants IX. | 119 | 91 | 89 | 136 | 74 | 55 | ... | 7 | |
| Attempts at do. | 5 | 5 | 4 | 6 | 5 | ... | ... | 1 | |
| Contempts of the lawful authority of public servants ... X. | 678 | 631 | 640 | 970 | 463 | 478 | (a) 2 | 27 | (a) 1 died and 1 escaped |
| Attempts at do. | ... | ... | ... | ... | ... | ... | ... | ... | |
| False evidence and offences against public justice ... XI. | 903 | 805 | 802 | 1,099 | 471 | 574 | (b) 1 | 53 | (b) Escaped |
| Attempts at do. | 1 | 1 | 1 | 1 | 1 | ... | ... | ... | |
| Offences relating to coins and Government stamps ... XII. | 134 | 112 | 109 | 127 | 60 | 58 | ... | 3 | |
| Attempts at do. | ... | ... | ... | ... | ... | ... | ... | ... | |
| Offences relating to weights and measures XIII. | 164 | 156 | 156 | 170 | 47 | 122 | ... | 1 | |
| Attempts at do. | ... | ... | ... | ... | ... | ... | ... | ... | |
| Offences affecting the public health, safety, convenience, decency and morals ... XIV. | 992 | 920 | 920 | 1,194 | 257 | 923 | ... | 1 | |
| Attempts at do. | ... | ... | ... | ... | ... | ... | ... | ... | |
| Offences relating to religion ... XV. | 40 | 28 | 28 | 84 | 70 | 14 | ... | ... | |
| Offences affecting life ... | 566 | 469 | 475 | 876 | 451 | 322 | (c) 3 | 100 | (c) 1 died (c) 2 escaped and 1 transferred to another Province |
| Attempts at do. ... | 103 | 67 | 93 | 103 | 39 | 60 | ... | 4 | |
| Causing of miscarriage, injuries to unborn children, exposure of infants and the concealment of births ... | 89 | 54 | 56 | 71 | 34 | 35 | (d) 1 | 1 | (d) 1 died. |
| Attempts at do. ... | 5 | 5 | 5 | 7 | 3 | 4 | ... | ... | |
| Hurt | 29,214 | 23,592 | 23,099 | 57,515 | 52,542 | 4,363 | (e) 12 | 616 | (e) 4 died and 6 escaped |
| Attempts at do. | 10 | 9 | 9 | 12 | 6 | 6 | ... | ... | |
| Offences affecting the human body, Chapter XVI. | | | | | | | | | |
| Wrongful restraint and wrongful confinement. | 739 | 405 | 413 | 900 | 777 | 106 | ... | 12 | 1 complaint made and 1 transferred to another Province |
| Attempts at do. | 2 | 2 | 2 | 4 | 4 | ... | ... | ... | |
| Criminal force and assault | 7,829 | 6,604 | 6,186 | 10,549 | 8,507 | 1,916 | ... | 132 | 20 complaints made and 1 transferred to another Province |
| Attempts at do. | 6 | 6 | 6 | 12 | 8 | 4 | ... | 9 | 1 died |
| Kidnapping, forcible abduction, slavery and forced labour | 205 | 89 | 83 | 186 | 131 | 43 | (f) 1 | 11 | (f) Transferred |
| Attempts at do. | 1 | 1 | 1 | 1 | ... | 1 | ... | ... | |
| Rape | 108 | 52 | 54 | 73 | 53 | 16 | ... | 4 | |
| Attempts at do. | 9 | 9 | 11 | 11 | 3 | 4 | (g) 1 | 1 | (g) 1 died |
| Unnatural offence | 36 | 25 | 25 | 30 | 22 | 7 | ... | 1 | |
| Attempts at do. | 5 | 4 | 6 | 5 | 3 | 2 | ... | ... | |
| Theft | 16,262 | 10,629 | 9,629 | 14,561 | 4,463 | 9,299 | (h) 19 | 24 | (h) 1 died, 1 escaped and 1 transferred to another Province |
| Attempts at do. | 59 | 51 | 49 | 61 | 13 | 47 | ... | 1 | |
| Extortion | 110 | 83 | 84 | 176 | 106 | 65 | ... | 3 | |
| Attempts at do. | 1 | 1 | 1 | 1 | ... | 1 | ... | ... | |
| Robbery and dacoity | 570 | 322 | 304 | 911 | 501 | 357 | (i) 8 | 62 | (i) 1 died |
| Attempts at do. | 6 | 4 | 4 | 6 | 3 | 1 | ... | ... | |
| Criminal misappropriation of property | 747 | 560 | 560 | 910 | 620 | 294 | (j) 2 | 29 | (j) 1 died and 1 transferred to another Province |
| Attempts at do. | ... | ... | ... | ... | ... | ... | ... | ... | |
| Criminal breach of trust. | 1,518 | 680 | 616 | 805 | 516 | 281 | ... | 24 | |
| Attempts at do. | 2 | 2 | 4 | 4 | 2 | 2 | ... | ... | |

JUDICIAL STATEMENT No. 2 (CRIMINAL)—continued.

| Description of Offence. | Number of offences reported. | Number of cases returned as true. | Number of cases brought to trial during the year. | NUMBER OF PERSONS | | | | | REMARKS. |
|---|------------------------------|-----------------------------------|---|--|--------------------------|------------|--|------------------------|--|
| | | | | Under trial during the year, including pending from previous year. | Acquitted or discharged. | Convicted. | Died, escaped, or transferred to another Province. | Remaining under trial. | |
| 1 | 2 | 3 | 4 | 5 | 6 | 7 | 8 | 9 | 10 |
| Receiving of stolen property ... | 1,263 | 1,135 | 1,115 | 1,823 | 759 | 998 | ... | 66 | |
| Attempts at do. ... | ... | ... | ... | ... | ... | ... | ... | ... | |
| Cheating... .. | 871 | 455 | 424 | 630 | 478 | 116 | (k) 7 | 29 | (k) 1 died and 6 escaped. |
| Attempts at do. ... | 3 | 3 | 3 | 4 | 1 | 3 | ... | ... | |
| Fraudulent deeds and disposition of property ... | 33 | 18 | 32 | 64 | 43 | 15 | ... | 6 | |
| Attempts at do. ... | ... | ... | ... | ... | ... | ... | ... | ... | |
| Mischief | 5,395 | 3,709 | 3,490 | 8,233 | 6,899 | 1,218 | (l) 2 | 114 | (l) Escaped. 19 complainants were fined under Section 250, C. P. C. |
| Attempts at do. ... | 6 | 6 | 5 | 6 | 3 | 3 | ... | ... | |
| Criminal trespass ... | 4,636 | 2,956 | 2,825 | 5,426 | 3,662 | 1,645 | (m) 6 | 113 | (m) 1 died and 5 escaped. 1 complainant was fined under Section 250, C. P. C. |
| Attempts at do. ... | 82 | 29 | 29 | 43 | 21 | 22 | ... | ... | |
| Offences relating to documents and to trade or property marksCh. XVIII, I.P.C. | 111 | 64 | 70 | 133 | 91 | 30 | (n) 2 | 10 | (n) 1 escaped and 1 was transferred. |
| Attempts at do. ... | ... | ... | ... | ... | ... | ... | ... | ... | |
| Criminal breach of contracts of service XIX. | 20 | 13 | 13 | 31 | 24 | 7 | ... | ... | |
| Offences relating to marriage XX. | 1,501 | 913 | 870 | 1,873 | 1,618 | 132 | ... | 123 | |
| Attempts at do. ... | ... | ... | ... | ... | ... | ... | ... | ... | |
| Defamation XXI. | 350 | 203 | 192 | 411 | 358 | 44 | ... | 9 | |
| Attempts at do. ... | ... | ... | ... | ... | ... | ... | ... | ... | |
| Criminal intimidation, insult and annoyance XXII. | 5,390 | 4,024 | 3,882 | 7,980 | 7,243 | 676 | (o) 1 | 60 | (o) Died. |
| Attempts at do. ... | 1 | 1 | 1 | 1 | ... | 1 | ... | ... | |
| Offences under special and local laws:— | ... | ... | ... | ... | ... | ... | ... | ... | 7 complainants were fined under Section 250, C. P. C. |
| Apprentices Act XIX of 1850 (India) .. | 8 | 6 | 6 | 6 | 2 | 4 | ... | ... | |
| Arms Act, XI of 1878 (India) | 294 | 280 | 276 | 310 | 53 | 251 | (p) 1 | 5 | (p) Escaped. 5 complainants were fined under Section 250, C. P. C. |
| Army Act, I of 1881 (India) | 20 | 20 | 20 | 25 | 16 | 9 | ... | ... | |
| Breaches of Contract Act, XIII of 1850 (India) | 324 | 307 | 295 | 358 | 203 | 152 | ... | 3 | |
| Cantonment Act, III of 1880 (India) ... | 19 | 19 | 19 | 20 | 2 | 18 | ... | ... | |
| Cattle Trespas Act, I of 1871 (India) ... | 1,761 | 1,478 | 1,478 | 3,844 | 3,216 | 593 | ... | 35 | 9 complainants were fined under Section 250, C. P. C. |
| Civil Procedure Code Act, XIV of 1882 (India) | 2 | 2 | 2 | 2 | ... | 2 | ... | ... | |
| Contagious Diseases Act, XIV of 1868 (India) | 177 | 177 | 120 | 120 | 1 | 118 | (q) 1 | ... | (q) Died. |
| Coasting Vessels (Bombay) Act, XIX of 1838 (India) | 38 | 35 | 35 | 41 | 8 | 33 | ... | ... | |
| Criminal Procedure Code, Act X of 1882 (India) | 621 | 563 | 569 | 905 | 259 | 613 | (r) 2 | 31 | (r) 1 died and 1 was transferred. |
| Distress Act, I of 1875 (India) | 12 | 12 | 8 | 3 | 2 | 1 | ... | ... | |
| Dekhan Agriculturists' Relief Act, XVII of 1870 (India) | 52 | 48 | 47 | 50 | 35 | 15 | ... | ... | |
| European Vagrancy Act, IX of 1874 (India) | 93 | 93 | 93 | 93 | 3 | 90 | ... | ... | |
| Factories Act, XV of 1881 (India) .. | 1 | 1 | 1 | 1 | ... | 1 | ... | ... | |
| Foreigners Act, III of 1864 (India) ... | ... | ... | ... | ... | ... | ... | ... | ... | |
| Frontier Regulation Act, V. C. P. of 1872 (India) | 4 | 4 | 4 | 97 | ... | 97 | ... | ... | |
| Forest Act, VII of 1878 (India) | 888 | 851 | 829 | 1,748 | 556 | 1,119 | ... | 73 | |
| Indian Securities Act, III of 1881 (India). | 13 | 13 | 13 | 16 | 4 | 12 | ... | ... | |
| Land Customs (Bombay) Act, XXIX of 1857 (India) | ... | ... | ... | ... | ... | ... | ... | ... | |
| Merchants Seamen Act, I of 1859 (India) | 118 | 115 | 110 | 112 | 10 | 102 | ... | ... | |
| Merchant Shipping Act, VII of 1860 (India) | 6 | 6 | 6 | 12 | 1 | 11 | ... | ... | |
| Mutiny Act (as amended by Act VII of 1867, India) | ... | ... | ... | ... | ... | ... | ... | ... | |
| Native Passenger Ships Act, X of 1887 (India) | 2 | 2 | 2 | 2 | ... | 2 | ... | ... | |
| Opium Act I of 1878 (India) | 325 | 337 | 331 | 410 | 72 | 331 | ... | 7 | |

JUDICIAL STATEMENT No. 2 (CRIMINAL)—continued.

| Description of Offence. | Number of offences reported. | Number of cases returned as true. | Number of cases brought to trial during the year. | NUMBER OF PERSONS | | | | | REMARKS |
|---|------------------------------|-----------------------------------|---|--|--------------------------|---------------|---|------------------------|--|
| | | | | Under trial during the year, including pending from previous year. | Acquitted or discharged. | Convicted. | Found, excused, or transferred to another Province. | Remaining under trial. | |
| 1 | 2 | 3 | 4 | 5 | 6 | 7 | 8 | 9 | 10 |
| Petroleum Act, VIII of 1881 (India) ... | 1 | 1 | ... | ... | ... | ... | ... | ... | (a) Escaped |
| Police (Presidency Towns) Acts, XIII of 1856 and XLVIII of 1860 (India) ... | 11,091 | 10,903 | 10,873 | 10,913 | 373 | 10,537 | (a) 2 | 3 | |
| Ports Act, XII of 1875 (India) ... | 47 | 47 | 47 | 63 | 1 | 67 | ... | ... | 1 complete case found under Section 24, C. P. C. |
| Post Office Act, XIV of 1866 (India) ... | 10 | 14 | 13 | 13 | 4 | 11 | ... | ... | |
| Printing Presses and Books Act, XXV of 1867 (India) ... | 3 | 3 | 3 | 4 | 3 | 1 | ... | ... | |
| Railway Act, IV of 1879 (India) ... | 383 | 373 | 364 | 463 | 81 | 379 | (c) 1 | 2 | (b) Escaped |
| Registration Act, III of 1877 (India) ... | 6 | 6 | 6 | 8 | 3 | 5 | ... | ... | |
| Salt Act, XII of 1882 (India) ... | 116 | 115 | 115 | 164 | 22 | 140 | ... | 2 | |
| Sea Customs Act, VIII of 1878 (India) ... | 1 | 1 | 1 | 1 | ... | 1 | ... | ... | |
| Stage-Carriages Act, XVI of 1861 (India) ... | 52 | 52 | 51 | 54 | 14 | 39 | ... | 1 | |
| Stamp Act, XVIII of 1869 (India) ... | 2 | 2 | 2 | 2 | ... | 2 | ... | ... | |
| Stamp Act, I of 1879 (India) ... | 223 | 220 | 220 | 233 | 13 | 222 | ... | ... | |
| Telegraph Act, XIII of 1885 (India) ... | 3 | 1 | 3 | 3 | 4 | 1 | ... | ... | |
| Transport of Salt by Sea Act, XVI of 1879 (India) ... | 4 | 4 | 4 | 4 | 1 | 3 | ... | ... | |
| Treasure Trove Act, VI of 1878 (India) ... | 6 | 6 | 6 | 17 | 3 | 14 | ... | ... | |
| An Act to reduce the pecuniary penalty for purchasing arms, &c., from Soldiers, Act VII of 1867 (India) ... | 2 | 2 | 2 | 2 | ... | 2 | ... | ... | |
| Abkari Act, V of 1878 (Bombay) ... | 2,066 | 1,947 | 1,974 | 2,440 | 403 | 1,999 | ... | 30 | |
| Cantonment Act, III of 1867 (Bombay) ... | 2,436 | 2,436 | 2,431 | 2,573 | 104 | 2,363 | ... | 12 | |
| District Police Act, VII of 1867 (Bombay) ... | 5,363 | 5,323 | 5,319 | 5,637 | 400 | 5,224 | (a) 2 | 11 | (a) Escaped |
| Gambling Acts, III of 1866 and IV of 1887 (Bombay) ... | 383 | 378 | 377 | 1,309 | 139 | 1,209 | ... | 1 | |
| Irrigation Act, VII of 1879 (Bombay) ... | 110 | 104 | 100 | 189 | 72 | 104 | ... | 13 | |
| Jails Act, II of 1874 (Bombay) ... | 2 | 2 | 2 | 3 | 1 | 2 | ... | ... | |
| Land Revenue Code Act, V of 1879 (Bombay) ... | 429 | 403 | 404 | 596 | 144 | 450 | ... | 2 | |
| Municipal Acts, VI of 1873 and II of 1884 (Bombay) ... | 7,277 | 7,002 | 7,101 | 7,319 | 850 | 6,466 | (a) 5 | 28 | (c) Died and Escaped |
| Municipal Acts, III of 1872, IV of 1878 and III of 1888 (Bombay) ... | 4,263 | 4,263 | 2,563 | 2,563 | 12 | 2,350 | (a) 1 | ... | (a) Died |
| Police Regulation XII of 1827 (Bombay) ... | 10 | 10 | 10 | 12 | 1 | 11 | ... | ... | |
| Port Trust Acts, VI of 1879 and VI of 1883 (Bombay) ... | 30 | 30 | 29 | 29 | ... | 29 | ... | ... | |
| Public Conveyance Act, VI of 1863 (Bombay) ... | 3,778 | 3,734 | 3,690 | 3,731 | 303 | 3,423 | ... | 3 | |
| Public Ferries Act, II of 1869 (Bombay) ... | 50 | 48 | 47 | 67 | 31 | 33 | ... | ... | |
| Registration of Boats Act, I of 1863 (Bombay) ... | 7 | 6 | 6 | 6 | ... | 5 | ... | 1 | |
| Sales of Poisons Act, VIII of 1866 (Bombay) ... | 6 | 6 | 6 | 7 | 2 | 5 | ... | ... | |
| Salt Act, VII of 1873 (Bombay) ... | 302 | 302 | 304 | 423 | 53 | 372 | ... | ... | |
| Tolls Act, III of 1875 (Bombay) ... | 5 | 5 | 5 | 8 | 5 | 3 | ... | ... | |
| Tramways Act, I of 1874 (Bombay) ... | 22 | 22 | 11 | 11 | 2 | 9 | ... | ... | |
| Attempts at do. ... | 1 | 1 | 1 | 1 | ... | 1 | ... | ... | |
| Vaccination (Karachi) Act, IV of 1879 (Bombay) ... | 10 | 10 | 10 | 10 | 3 | 7 | ... | ... | |
| Vaccination Act, I of 1877 (Bombay) ... | 27 | 27 | 23 | 21 | 2 | 21 | ... | ... | |
| Village Police Act, VIII of 1867 (Bombay) ... | 2,801 | 2,768 | 2,734 | 4,020 | 1,773 | 2,243 | (a) 1 | 6 | (a) Died |
| Tramways (Karachi) Act, II of 1883 (Bombay) ... | 1 | 1 | 1 | 1 | 1 | ... | ... | ... | |
| Total ... | 1,27,633 | 1,05,030 | 1,00,009 | 1,72,812 | 1,03,537 | 66,835 | 74 | 2,762 | |

Notes.—Column 1.—(1) "Attempts" should be entered immediately after the offences to which they relate.
 (2) "Abetments" should be included with the substantive offences abetted.
 (3) When giving the list of Special and Local laws against which offences have been committed, care should be taken to give the title of the Act, and also well as its number and year. An Act of a local legislature should be distinguished by initial letters placed after the number of the Act.
 Column 2.—All offences (cases) of which information was given, complaint made, or charges taken under Sections 13, 14, 15, 16, 17, 18, 19, 20, 21, 22, 23, 24, 25, 26, 27, 28, 29, 30, 31, 32, 33, 34, 35, 36, 37, 38, 39, 40, 41, 42, 43, 44, 45, 46, 47, 48, 49, 50, 51, 52, 53, 54, 55, 56, 57, 58, 59, 60, 61, 62, 63, 64, 65, 66, 67, 68, 69, 70, 71, 72, 73, 74, 75, 76, 77, 78, 79, 80, 81, 82, 83, 84, 85, 86, 87, 88, 89, 90, 91, 92, 93, 94, 95, 96, 97, 98, 99, 100, 101, 102, 103, 104, 105, 106, 107, 108, 109, 110, 111, 112, 113, 114, 115, 116, 117, 118, 119, 120, 121, 122, 123, 124, 125, 126, 127, 128, 129, 130, 131, 132, 133, 134, 135, 136, 137, 138, 139, 140, 141, 142, 143, 144, 145, 146, 147, 148, 149, 150, 151, 152, 153, 154, 155, 156, 157, 158, 159, 160, 161, 162, 163, 164, 165, 166, 167, 168, 169, 170, 171, 172, 173, 174, 175, 176, 177, 178, 179, 180, 181, 182, 183, 184, 185, 186, 187, 188, 189, 190, 191, 192, 193, 194, 195, 196, 197, 198, 199, 200, 201, 202, 203, 204, 205, 206, 207, 208, 209, 210, 211, 212, 213, 214, 215, 216, 217, 218, 219, 220, 221, 222, 223, 224, 225, 226, 227, 228, 229, 230, 231, 232, 233, 234, 235, 236, 237, 238, 239, 240, 241, 242, 243, 244, 245, 246, 247, 248, 249, 250, 251, 252, 253, 254, 255, 256, 257, 258, 259, 260, 261, 262, 263, 264, 265, 266, 267, 268, 269, 270, 271, 272, 273, 274, 275, 276, 277, 278, 279, 280, 281, 282, 283, 284, 285, 286, 287, 288, 289, 290, 291, 292, 293, 294, 295, 296, 297, 298, 299, 300, 301, 302, 303, 304, 305, 306, 307, 308, 309, 310, 311, 312, 313, 314, 315, 316, 317, 318, 319, 320, 321, 322, 323, 324, 325, 326, 327, 328, 329, 330, 331, 332, 333, 334, 335, 336, 337, 338, 339, 340, 341, 342, 343, 344, 345, 346, 347, 348, 349, 350, 351, 352, 353, 354, 355, 356, 357, 358, 359, 360, 361, 362, 363, 364, 365, 366, 367, 368, 369, 370, 371, 372, 373, 374, 375, 376, 377, 378, 379, 380, 381, 382, 383, 384, 385, 386, 387, 388, 389, 390, 391, 392, 393, 394, 395, 396, 397, 398, 399, 400, 401, 402, 403, 404, 405, 406, 407, 408, 409, 410, 411, 412, 413, 414, 415, 416, 417, 418, 419, 420, 421, 422, 423, 424, 425, 426, 427, 428, 429, 430, 431, 432, 433, 434, 435, 436, 437, 438, 439, 440, 441, 442, 443, 444, 445, 446, 447, 448, 449, 450, 451, 452, 453, 454, 455, 456, 457, 458, 459, 460, 461, 462, 463, 464, 465, 466, 467, 468, 469, 470, 471, 472, 473, 474, 475, 476, 477, 478, 479, 480, 481, 482, 483, 484, 485, 486, 487, 488, 489, 490, 491, 492, 493, 494, 495, 496, 497, 498, 499, 500, 501, 502, 503, 504, 505, 506, 507, 508, 509, 510, 511, 512, 513, 514, 515, 516, 517, 518, 519, 520, 521, 522, 523, 524, 525, 526, 527, 528, 529, 530, 531, 532, 533, 534, 535, 536, 537, 538, 539, 540, 541, 542, 543, 544, 545, 546, 547, 548, 549, 550, 551, 552, 553, 554, 555, 556, 557, 558, 559, 560, 561, 562, 563, 564, 565, 566, 567, 568, 569, 570, 571, 572, 573, 574, 575, 576, 577, 578, 579, 580, 581, 582, 583, 584, 585, 586, 587, 588, 589, 590, 591, 592, 593, 594, 595, 596, 597, 598, 599, 600, 601, 602, 603, 604, 605, 606, 607, 608, 609, 610, 611, 612, 613, 614, 615, 616, 617, 618, 619, 620, 621, 622, 623, 624, 625, 626, 627, 628, 629, 630, 631, 632, 633, 634, 635, 636, 637, 638, 639, 640, 641, 642, 643, 644, 645, 646, 647, 648, 649, 650, 651, 652, 653, 654, 655, 656, 657, 658, 659, 660, 661, 662, 663, 664, 665, 666, 667, 668, 669, 670, 671, 672, 673, 674, 675, 676, 677, 678, 679, 680, 681, 682, 683, 684, 685, 686, 687, 688, 689, 690, 691, 692, 693, 694, 695, 696, 697, 698, 699, 700, 701, 702, 703, 704, 705, 706, 707, 708, 709, 710, 711, 712, 713, 714, 715, 716, 717, 718, 719, 720, 721, 722, 723, 724, 725, 726, 727, 728, 729, 730, 731, 732, 733, 734, 735, 736, 737, 738, 739, 740, 741, 742, 743, 744, 745, 746, 747, 748, 749, 750, 751, 752, 753, 754, 755, 756, 757, 758, 759, 760, 761, 762, 763, 764, 765, 766, 767, 768, 769, 770, 771, 772, 773, 774, 775, 776, 777, 778, 779, 780, 781, 782, 783, 784, 785, 786, 787, 788, 789, 790, 791, 792, 793, 794, 795, 796, 797, 798, 799, 800, 801, 802, 803, 804, 805, 806, 807, 808, 809, 810, 811, 812, 813, 814, 815, 816, 817, 818, 819, 820, 821, 822, 823, 824, 825, 826, 827, 828, 829, 830, 831, 832, 833, 834, 835, 836, 837, 838, 839, 840, 841, 842, 843, 844, 845, 846, 847, 848, 849, 850, 851, 852, 853, 854, 855, 856, 857, 858, 859, 860, 861, 862, 863, 864, 865, 866, 867, 868, 869, 870, 871, 872, 873, 874, 875, 876, 877, 878, 879, 880, 881, 882, 883, 884, 885, 886, 887, 888, 889, 890, 891, 892, 893, 894, 895, 896, 897, 898, 899, 900, 901, 902, 903, 904, 905, 906, 907, 908, 909, 910, 911, 912, 913, 914, 915, 916, 917, 918, 919, 920, 921, 922, 923, 924, 925, 926, 927, 928, 929, 930, 931, 932, 933, 934, 935, 936, 937, 938, 939, 940, 941, 942, 943, 944, 945, 946, 947, 948, 949, 950, 951, 952, 953, 954, 955, 956, 957, 958, 959, 960, 961, 962, 963, 964, 965, 966, 967, 968, 969, 970, 971, 972, 973, 974, 975, 976, 977, 978, 979, 980, 981, 982, 983, 984, 985, 986, 987, 988, 989, 990, 991, 992, 993, 994, 995, 996, 997, 998, 999, 1000.
 Column 3.—This column should be total of column 2 less the number of cases dismissed under Part II of C. P. C. and less a certain number of cases which were found to be false, and the offence never occurred, or which were deemed not to be true, and the plaintiff was fined under Section 24, C. P. C.
 Column 4.—This column should be the total of columns 5 to 9.
 Column 5.—Persons transferred from one Court to another in the same province are not to be entered in this column.
 Column 6.—Persons transferred from one Court to another in the same province are not to be entered in this column.
 Column 7.—A note should be added in the column of remarks, showing respectively the number of persons who died, escaped, or were transferred to another Province.
 Column 8.—A note should be added in the column of remarks, showing respectively the number of persons who died, escaped, or were transferred to another Province.
 Column 9.—A note should be added in the column of remarks, showing respectively the number of persons who died, escaped, or were transferred to another Province.
 General.—Cases committed or referred should not be included in this statement by the committing or referring Magistrate. The total of the number of cases should be shown by the Courts to which the cases are committed or referred. If the total of column 2 of statement No. 2 is to be compared with the total of column 2 of that statement, the difference should correspond with the total of column 6 of the statement.

Her Majesty's High Court of Judicature,
 Appellate Side, Bombay, 2nd October 1882.

KRISHNAMUKHARAJ ATMARAJ MEHTA,
 Assistant Registrar.

JUDICIAL STATEMENT

Statement showing the general result of the trial of European

| Description of Offence. | NUMBER OF PERSONS ACCUSED AND BROUGHT BEFORE A MAGISTRATE. | | | | | | | PERSONS WHOSE CASES | | | | | | | | | | | | |
|---|--|---|--|---|------------------------------------|--------|--------|--|-----------------------------------|--|------------|--------------------------|-----------------------|----------------|---|---|---|------------|--------------------------|--|
| | Remaining at the close of the previous year. | Within the year. | | | | | Total. | Died, escaped or transferred to other Provinces. | Number actually brought to trial. | By District Magistrates and other First Class Magistrates. | | | | | | By Courts of | | | | |
| | | On complaint.—Section 101 (a), Criminal Procedure Code. | On Police Report.—Section 101 (b) of the Code. | By Magistrate <i>ex motu</i> ,—Section 101 (c) of the Code. | On transfer from another Province. | Total. | | | | Received by transfer under Section 451 B of the Code. | Convicted. | Acquitted or discharged. | Committed | | Transferred by order under Section 451 B of the Code. | Total, omitting entries in Columns 10 and 15. | Received by transfer under Section 451 B of the Code. | Convicted. | Acquitted or discharged. | |
| | | | | | | | | | | | | | To Court of Sessions. | To High Court. | | | | | | |
| 1 | 2 | 3 | 4 | 5 | 6 | 7 | 8 | 9 | 10 | 11 | 12 | 13 | 14 | 15 | 16 | 17 | 18 | 19 | | |
| Offences against the State.—Chapter VI of the Indian Penal Code | ... | ... | ... | ... | ... | ... | ... | ... | ... | ... | ... | ... | ... | ... | ... | ... | ... | ... | | |
| Offences relating to the Army and Navy.—Chapter VII, Indian Penal Code | ... | ... | ... | ... | ... | ... | ... | ... | ... | ... | ... | ... | ... | ... | ... | ... | ... | ... | | |
| Offences against the public tranquillity.—Chapter VIII, Indian Penal Code | ... | ... | ... | ... | ... | ... | ... | ... | ... | ... | ... | ... | ... | ... | ... | ... | ... | ... | | |
| Offences by or relating to public servants.—Chapter IX, Indian Penal Code | ... | ... | ... | ... | ... | ... | ... | ... | ... | ... | ... | ... | ... | ... | ... | ... | ... | ... | | |
| Contempts of the lawful authority of public servants.—Chapter X, Indian Penal Code | ... | 1 | ... | ... | ... | 1 | ... | 1 | ... | 1 | ... | ... | ... | ... | 1 | ... | ... | ... | | |
| False evidence and offences against public justice.—Chapter XI, Indian Penal Code | ... | ... | 1 | ... | ... | 1 | ... | 1 | ... | 1 | ... | ... | ... | ... | 1 | ... | ... | ... | | |
| Offences relating to coin and Government stamps.—Chapter XII, Indian Penal Code | ... | ... | ... | ... | ... | ... | ... | ... | ... | ... | ... | ... | ... | ... | ... | ... | ... | ... | | |
| Offences relating to weights and measures.—Chapter XIII, Indian Penal Code | ... | ... | ... | ... | ... | ... | ... | ... | ... | ... | ... | ... | ... | ... | ... | ... | ... | ... | | |
| Offences affecting the public health, safety, convenience, decency and morals.—Chapter XIV, Indian Penal Code | ... | ... | ... | ... | ... | ... | ... | ... | ... | ... | ... | ... | ... | ... | ... | ... | ... | ... | | |
| Offences relating to religion.—Chapter XV, Indian Penal Code | ... | ... | ... | ... | ... | ... | ... | ... | ... | ... | ... | ... | ... | ... | ... | ... | ... | ... | | |
| Offences affecting life | ... | ... | 1 | ... | ... | 1 | ... | 3 | ... | ... | ... | 1 | ... | ... | 1 | ... | 1 | ... | | |
| Attempts at do. | ... | ... | 1 | ... | ... | 1 | ... | ... | ... | ... | ... | ... | ... | ... | ... | ... | ... | ... | | |
| Causing of miscarriage, injuries to unborn children, exposure of infants and the concealment of births | ... | ... | ... | ... | ... | ... | ... | ... | ... | ... | ... | ... | ... | ... | ... | ... | ... | ... | | |
| Hurt | ... | 20 | 8 | ... | ... | 28 | ... | 27 | ... | 13 | 14 | ... | ... | ... | 27 | ... | ... | ... | | |
| Wrongful restraint and wrongful confinement | ... | ... | ... | ... | ... | ... | ... | ... | ... | ... | ... | ... | ... | ... | ... | ... | ... | ... | | |
| Criminal force and assault | ... | 33 | 1 | ... | ... | 34 | ... | 31 | ... | 17 | 14 | ... | ... | ... | 31 | ... | ... | ... | | |
| Attempts at ditto | ... | ... | ... | ... | ... | ... | ... | ... | ... | ... | ... | ... | ... | ... | ... | ... | ... | ... | | |
| Kidnapping, forcible abduction, slavery and forced labour | ... | 1 | ... | ... | ... | 1 | ... | 1 | ... | ... | 1 | ... | ... | ... | 1 | ... | ... | ... | | |
| Rape | ... | ... | ... | ... | ... | ... | ... | ... | ... | ... | ... | ... | ... | ... | ... | ... | ... | ... | | |
| Attempts at rape | ... | ... | ... | ... | ... | ... | ... | ... | ... | ... | ... | ... | ... | ... | ... | ... | ... | ... | | |
| Unnatural offences | ... | ... | ... | ... | ... | ... | ... | ... | ... | ... | ... | ... | ... | ... | ... | ... | ... | ... | | |
| Theft | ... | ... | 16 | ... | ... | 16 | ... | 16 | ... | 9 | 6 | 1 | ... | ... | 16 | ... | 1 | ... | | |
| Extortion | ... | ... | ... | ... | ... | ... | ... | ... | ... | ... | ... | ... | ... | ... | ... | ... | ... | ... | | |
| Hobbery and dacoity | ... | ... | ... | ... | ... | ... | ... | ... | ... | ... | ... | ... | ... | ... | ... | ... | ... | ... | | |
| Criminal misappropriation of property | ... | 2 | 2 | ... | ... | 4 | ... | 4 | ... | 1 | 3 | ... | ... | ... | 4 | ... | ... | ... | | |
| Criminal breach of trust | ... | 1 | ... | ... | ... | 1 | ... | 1 | ... | ... | 1 | ... | ... | ... | 1 | ... | ... | ... | | |
| Receiving of stolen property | ... | ... | ... | ... | ... | ... | ... | ... | ... | ... | ... | ... | ... | ... | ... | ... | ... | ... | | |
| Cheating | ... | ... | ... | ... | ... | ... | ... | ... | ... | ... | ... | ... | ... | ... | ... | ... | ... | ... | | |
| Fraudulent deeds and disposition of property | ... | ... | ... | ... | ... | ... | ... | ... | ... | ... | ... | ... | ... | ... | ... | ... | ... | ... | | |
| Mischief | ... | 4 | ... | ... | ... | 4 | ... | 2 | ... | 2 | ... | ... | ... | ... | 2 | ... | ... | ... | | |
| Criminal trespass | ... | ... | 2 | ... | ... | 2 | ... | 2 | ... | 2 | 2 | ... | ... | ... | 2 | ... | ... | ... | | |
| Offences relating to documents and to trade or property marks.—Chapter XVIII, Indian Penal Code | ... | 1 | ... | ... | ... | 1 | ... | 1 | ... | ... | ... | 1 | ... | ... | 1 | ... | 1 | ... | | |
| Criminal breach of contracts of service.—Chapter XIX, Indian Penal Code | ... | ... | ... | ... | ... | ... | ... | ... | ... | ... | ... | ... | ... | ... | ... | ... | ... | ... | | |
| Offences relating to marriage.—Chapter XX | ... | ... | ... | ... | ... | ... | ... | ... | ... | ... | ... | ... | ... | ... | ... | ... | ... | ... | | |
| Defamation.—Chapter XXI | ... | 1 | ... | ... | ... | 1 | ... | 2 | ... | ... | 1 | ... | ... | ... | 1 | ... | ... | ... | | |
| Criminal intimidation, insult and annoyance, Chapter XXII | ... | 2 | ... | ... | ... | 2 | ... | 2 | ... | ... | 2 | ... | ... | ... | 2 | ... | ... | ... | | |
| Offences under special and local laws | ... | 65 | 402 | ... | ... | 467 | 1 | 468 | ... | 404 | 40 | 1 | ... | ... | 445 | ... | 1 | ... | | |
| Attempts at do. | ... | ... | 2 | ... | ... | 2 | ... | 2 | ... | 2 | 2 | ... | ... | ... | 2 | ... | ... | ... | | |
| Total | ... | 131 | 436 | ... | ... | 567 | 1 | 568 | ... | 450 | 84 | 4 | ... | ... | 538 | ... | 9 | 1 | | |

NOTE.—The figures in Statement No. 2 will

Her Majesty's High Court of Judicature, }
 Appellate Side, Bombay, 2nd October 1889. }

No. 2A. (CRIMINAL).

British Subjects in the Presidency of Bombay in the year 1853.

| WERE DISPOSED OF. | | | | | | | | NUMBER OF CASES. | | | NUMBER OF PERSONS WHO APPLIED TO THE HIGH COURT FOR AN ORDER UNDER SECTION 456 OF THE CODE. | | OF THOSE ENTERED IN COLUMN 5, NUMBER WHO APPLIED UNDER SECTION 5, ACT III OF 1854, FOR TRANSFER OR COMMITMENT OF THEIR CASE. | | NUMBER OF PERSONS WHO APPLIED TO THE HIGH COURT UNDER SECTION 236 OF THE CODE, FOR THE TRANSFER OF THEIR CASE. | | | | | | | | | | |
|--|-------------------------------|----------------|------------|-----------------------|------------|--------------------------|--------|---|--------------|----------|---|--|--|-------------------|--|--------------------------------|--|--|---------------------------------|--|------------------------------|----------------------------------|---|----------------------------------|---|
| Sessions. | | By High Court. | | Total for all Courts. | | | | Brought to trial. | Disposed of. | Pending. | Number of persons who applied to the High Court for an order under Section 456 of the Code. | Of those entered in Column 5, number who applied under Section 5, Act III of 1854, for transfer or commitment of their case. | Number of persons who applied to the High Court under Section 236 of the Code, for the transfer of their case. | Subsidiary Table. | | | | | | | | | | | |
| 20 | 21 | 22 | 23 | 24 | 25 | 26 | 27 | | | | | | | 28 | 29 | 30 | 31 | 32 | 33 | 34 | 35 | 36 | | | |
| Transferred to High Court under Section 449 of the Code. | Total exclusive of Column 17. | Convicted. | Acquitted. | Total. | Convicted. | Acquitted or discharged. | Total. | Number of persons under trial at the close of the year. | | | | | | | (Of the total number of persons shown in | (Of Cases shown in Column 32.) | | | | | | | | | |
| | | | | | | | | | | | | | | | Column 16. | Column 21. | Column 21 and 24. | Disposed of by Magistrates. | Disposed of by Sessions Judges. | | | | | | |
| | | | | | | | | | | | | | | | Number who claimed to be tried by a mixed Jury.—Section 451 (1) of the Code. | Number who did not so claim. | Number of those in Column 25 (1) whose cases were transferred under Section 451 (2) of the Code. | Number who claimed a mixed number of Assessors.—Section 451 (2) of the Code. | Number who did not so claim. | Number who claimed to be tried by a mixed Jury.—Section 451 (1) of the Code. | Number who did not so claim. | Being European British subjects. | (Other than European British subjects.) | Being European British subjects. | (Other than European British subjects.) |
| | | | | | | | | | | | | | | | (1) | (2) | (3) | (4) | (5) | (6) | (7) | (8) | (9) | (10) | (11) |
| 4 | | | | | | | | | | | | | | | | | | | | | | | | | |
| 5 | | | | | | | | | | | | | | | | | | | | | | | | | |
| 6 | | | | | | | | | | | | | | | | | | | | | | | | | |
| 453 | | | | | | | | | | | | | | | | | | | | | | | | | |
| 90 | | | | | | | | | | | | | | | | | | | | | | | | | |
| 543 | | | | | | | | | | | | | | | | | | | | | | | | | |
| 1 | | | | | | | | | | | | | | | | | | | | | | | | | |
| 535 | | | | | | | | | | | | | | | | | | | | | | | | | |
| 534 | | | | | | | | | | | | | | | | | | | | | | | | | |
| 1 | | | | | | | | | | | | | | | | | | | | | | | | | |

include the figures in this statement.

JUDICIAL STATEMENT No. 3—(CRIMINAL).

Statement of Miscellaneous Proceedings under the Criminal Procedure Code in the Presidency of Bombay during the year 1888.

| Nature of Proceedings. | Total Number of Cases before the Courts during the year. | Number of Persons concerned. | Number of Persons discharged. | Number of Persons convicted. | REMARKS. |
|---|--|------------------------------|-------------------------------|------------------------------|--|
| 1 | 2 | 3 | 4 | 5 | 6 |
| 1. Proceedings against witnesses under Chapter VI—C and Section 485 | 10 | 9 | 2 | 7 | |
| 2. Proceedings under Chapter VIII, to prevent breach of the peace . | 71 | (a)289 | 105 | 178 | (a) Of these the cases against 6 persons remained pending at the close of the year. |
| 3. Proceedings under Chapter VIII, security for good behaviour ... | 427 | (b)590 | 176 | 397 | (b) Of these one person died and the cases against 16 persons remained pending at the close of the year. |
| 4. Proceedings against local nuisances, Chapter X | 53 | 64 | 41 | 23 | |
| 5. Possession, Chapter XII ... | 36 | 62 | 50 | 12 | |
| 6. Frivolous or vexatious complaints summarily dealt with under Chapter XX, Section 250 ... | 141 | 174 | 44 | 130 | |
| 7. Non-attendance of jurors or assessors, Chapter XXIII, Section 332. | 12 | 12 | 10 | 2 | |
| 8. Maintenance, Chapter XXXVI ... | 698 | (c)700 | 548 | 151 | (c) Of these the case against one person remained pending at the close of the year. |
| 9. Forfeiture of bail or recognizance under Chapter XLII | 162 | 224 | 33 | 186 | |
| Total ... | 1,610 | 2,124 | 1,014 | 1,086 | |

Notes.—Column 1, Sub-head 6.—Complainants fined under Section 250 are not to be entered as convicted in Statements 2, 4 or 5, but the fact of the fines having been imposed may be noted in the column of remarks of Statement 2 against the complaints preferred by them.

Column 1, Sub-heads 2 and 3.—Cases under Sections 107, 109, 110, 118, 120, 123, Criminal Procedure Code, will also appear under the appropriate head of the Schedule in Statement 2. Persons convicted under these heads and required to give security or recognizance under Sections 120, 123, Criminal Procedure Code, will also appear in Statement 5.

Column 1, Sub-heads 4, 5 and 8.—Cases under these Sub-heads will not appear in Statement 2, 4 or 5. Jury cases, Chapter X, will however appear in Statement 13.

KRISHNAMUKHRA'M A'TMA'RAM MEHTA,

Assistant Registrar.

Her Majesty's High Court of Judicature, }
Appellate Side, Bombay, 2nd October 1889. }

JUDICIAL STATEMENT No. 4 (CRIMINAL).

Statement showing the general result of Criminal Trials in the tribunals of various classes in the Presidency of Bombay in the year 1888.

| Class of Courts. | Total number of persons under trial. | PERSONS WHOSE CASES WERE DISPOSED OF. | | | | | Persons remaining under trial at the end of the year. | Number of cases disposed of during the year. | Average number of days during which each case lasted. | Number of witnesses examined. | REMARKS. |
|---|--------------------------------------|---|--------------------------|-------------------|-------------------|------------------------|---|--|---|-------------------------------|--|
| | | Died, escaped or transferred to another Province. | Discharged or acquitted. | Convicted. | | Committed or referred. | | | | | |
| | | | | On regular trial. | On summary trial. | | | | | | |
| 1 | 2 | 3 | 4 | 5 | 6 | 7 | 8 | 9 | 10 | 11 | 12 |
| Village Officers ... | 4,024 | 1 | 1,773 | 1,073 | 1,171 | ... | 6 | 2,757 | 1.65 | 4,160 | |
| Subordinate Magistrates— | | | | | | | | | | | |
| Special Magistrates under Section 14 ... | 3,349 | 1 | 2,245 | 959 | 110 | 4 | 30 | 1,778 | 2.413 | 4,230 | |
| Honorary Magistrates sitting singly ... | 6,406 | 8 | 2,895 | 2,147 | 1,330 | 8 | 18 | 4,614 | 2.382 | 7,802 | |
| Stipendiary Magistrates sitting singly ... | 1,31,463 | 48 | 92,193 | 30,903 | 7,614 | 1,723 | 1,987 | 68,435 | 8.07 | 1,96,382 | |
| Benches of Magistrates ... | 2,011 | 1 | 1,170 | 594 | 231 | ... | 15 | 1,318 | 1.86 | 2,371 | |
| District and Divisional Magistrates—cases referred under Sections 347, 349, Criminal Procedure Code ... | 281 | ... | 94 | 164 | ... | 20 | 3 | 168 | 8.73 | 589 | |
| Chief Magistrates of Districts ... | 22,291 | 12 | 2,378 | 470 | 19,261 | 73 | 97 | 20,167 | 4.48 | 1,20,859 | (a) If 1,893 persons committed or referred, shown in column 7, be deducted from this, the balance will agree with the figure shown in column 5 of statement No. 2. |
| Courts of Sessions ... | 1,731 | 7 | 767 | 708 | ... | 65 | 184 | 811 | 23.55 | 7,896 | |
| Superior Courts ... | 144 | ... | 22 | 100 | ... | ... | 22 | 86 | 21.874 | 276 | |
| Total ... | (a) 1,74,705 | (b) 78 | 1,03,537 | 37,118 | 29,717 | 1,893 | 2,362 | 1,00,134 | 8.334 | 3,44,565 | (b) Of these 30 died, 39 escaped, and 9 were transferred. |

Notes.—Column 1—Sub-head "Court of Sessions" includes cases decided by Sessions Judges on reference under Sections 31, 34 and 123 Criminal Procedure Code.
 Column 1—Sub-head "Superior Courts" includes cases decided by the High Court on reference under Sections 307 and 374, Criminal Procedure Code.
 Column 2—That is the total of the entries in Columns 3 to 8. The cases of persons transferred from one Court to another in the same province will appear only against the Court by which decided or in which pending at the end of the year, if not decided.
 Column 3—A note against the figure for each Court should be made in the Column of remarks, showing separately how many accused persons were transferred to other provinces.
 Columns 5 and 6—Persons, whose cases were referred to a Superior Court for higher punishment or for confirmation of sentence, will be entered in Column 7, and not in Columns 5 and 6 against the Court making the reference. Against the Court receiving the reference they will be shown as convicted or acquitted according to the orders passed by it or as pending if orders have not been passed.
 Column 7—These cases will also be shown against the Magistrates who make the reference, entry being made as directed above.
 Column 8—An insane accused, who has been sent to a Lunatic Asylum, should be kept on the file and entered in this Column until he has been tried and either convicted or acquitted.
 Column 9—On cases in which the accused died, escaped or was transferred.
 Column 10—In calculating the duration before the Magistrates' Courts the starting point to be taken is not the date of complaint or information, but that of apprehension or attendance on summons or otherwise of the accused. As regards Courts of Sessions, the actual number of days occupied should be given commencing from the date of commitment. Cases in which the accused has absconded before arrest or has escaped from custody, shall be taken off the file until the persons implicated appear again.
 General—The figures in this Statement should agree with those in Statement No. 2, and should include nothing else.

Her Majesty's High Court of Judicature,
 Appellate Side, Bombay, 2nd October 1889.

KRISHNAMUKHRA'M ATMA'RAM MEHTA,
 Assistant Registrar.

JUDICIAL STATEMENT No. 5—(CRIMINAL).

Statement showing the Punishment inflicted by the various Criminal Tribunals in the Presidency of Bombay in the year 1888.

| Class of Tribunal. | PERSONS SENTENCED TO | | | | | | | | | | DETAIL OF PUNISHMENT. | | | | | | | | | | | | | REMARKS. | | | | | | |
|---|----------------------|-----------------|------------------|---------------|---------|-------------------------|--------|-----------|--|---|-----------------------|-------------------|--------------------|--------------------|----------------------|------------------|--|---|-------------------------------------|--------------------|---------------------|--------------------|--------------------|----------|----------------|-----------------------|-----------------------|-----------------------|---|--|
| | Death. | Transportation. | Penal servitude. | Imprisonment. | | Forfeiture of property. | Fine. | Whipping. | Persons ordered to find or give security or recognizance to keep the peace or sureties for good behaviour. | Persons imprisoned in default of security for good behaviour. | Fine. | | | | | | Imprisonment. | | | | Whipped. | | | | | | | | | |
| | | | | Rigorous. | Simple. | | | | | | Rs. 10 and under. | Rs. 50 and under. | Rs. 100 and under. | Rs. 500 and under. | Rs. 1,000 and under. | Above Rs. 1,000. | Total amount of fines imposed during the year. | Total amount of fines realized during the year. | Amount paid by way of compensation. | 15 days and under. | 6 months and under. | 2 years and under. | 7 years and under. | | Above 7 years. | 10 stripes and under. | 20 stripes and under. | 30 stripes and under. | | |
| 1 | 2 | 3 | 4 | 5 | 6 | 7 | 8 | 9 | 10 | 11 | 12 | 13 | 14 | 15 | 16 | 17 | 18 | 19 | 20 | 21 | 22 | 23 | 24 | 25 | 26 | 27 | 28 | 29 | | |
| Village Courts... | | | | | 426 | | 1,818 | | | | 1,810 | 2 | | | | | 1,319 12 0 | 1,316 0 0 | | 426 | | | | | | | | | | |
| Subordinate Magistrates— | | | | | | | | | | | | | | | | | | | | | | | | | | | | | | |
| Special Magistrates under Section 14. | | | | 77 | 13 | | 1,007 | 2 | | | 917 | 52 | 5 | 3 | | | 4,231 4 0 | 3,352 12 0 | 180 13 0 | 24 | 62 | 4 | | | 1 | 1 | | | | |
| Honorary Magistrates sitting singly | | | | 144 | 18 | | 3,328 | 6 | 2 | 2 | 3,275 | 45 | 8 | | | | 4,982 15 0 | 4,784 10 0 | 232 3 0 | 60 | 89 | 15 | | | 5 | | | | 1 | |
| Stipendiary Magistrates sitting singly | | | | 11,028 | 692 | | 28,664 | 620 | 561 | 260 | 23,815 | 4,180 | 457 | 199 | 13 | | 2,74,970 15 3 | 2,16,004 1 0 | 16,813 2 11 | 2,838 | 7,861 | 1,264 | 17 | | 260 | 298 | 62 | 8 | | |
| Benches of Magistrates | | | | 52 | 10 | | 777 | | | | 768 | 9 | | | | | 1,124 13 0 | 1,032 13 0 | 49 9 0 | 25 | 37 | | | | | | | | | |
| District and Divisional Magistrates— | | | | | | | | | | | | | | | | | | | | | | | | | | | | | | |
| Cases referred under Sections 247, 249, Criminal Procedure Code | | | | 123 | | | 53 | 10 | 2 | | 29 | 22 | 1 | 1 | | | 1,241 0 0 | 945 9 1 | 48 0 0 | 6 | 45 | 68 | 4 | | 2 | 3 | 5 | | | |
| Chief Magistrates of Districts | | | | 1,419 | 724 | | 11,895 | 108 | 65 | 13 | 11,051 | 560 | 31 | 41 | 12 | | 62,492 15 0 | 41,909 0 3 | 2,096 0 10 | 1,059 | 800 | 297 | | | 61 | 45 | 2 | 57 | | |
| Courts of Sessions | | 129 | | 522 | 31 | | 73 | 4 | 19 | 9 | 1 | 24 | 17 | 25 | 4 | 2 | 17,582 0 0 | 5,042 11 2 | 131 0 0 | 15 | 90 | 169 | 284 | 4 | 1 | 3 | | 5 | | |
| Superior Courts | 27 | 47 | | 26 | | | 6 | | | | | | | 5 | 1 | | 2,000 0 0 | 1,235 14 0 | 1,225 14 0 | | 4 | 3 | 19 | | | | | | | |
| Total | 27 | 176 | | 13,391 | 1,914 | | 47,421 | 749 | 649 | 284 | 41,702 | 4,894 | 519 | 274 | 30 | 2 | 3,69,075 10 3 | 2,75,613 6 6 | 20,776 9 9 | 4,453 | 8,983 | 1,320 | 324 | 4 | 330 | 350 | 69 | 71 | | |

Notes.—Column 1.—Sub-head "Courts of Sessions" includes cases decided by Sessions Judges on reference under Sections 31, 34 and 123, Criminal Procedure Code.
 Column 1.—Sub-head "Superior Courts" includes cases decided by the High Court on reference under Sections 307 and 374, Criminal Procedure Code.
 Column 19.—Includes fines realized during the year though imposed in previous years. This column is intended to show the realized portion of fines imposed by Officers in the exercise of Original Jurisdiction only.
 Column 20.—Represents compensation awarded to complainants under Section 515, Act X of 1882. These awards should also be shown under the head *fines* "imposed" and "realized" in columns 18 and 19, for they form part of such fines.

General (1).—The total of columns 5, 6 and 11 should correspond with the total of columns 21 to 25 (both inclusive) and the total of column 8 should correspond with the total of columns 12 to 17 inclusive.
 (2).—This statement is meant to exhibit every sentence passed, and where two penalties are inflicted on the same offender, to exhibit them both. Further, to reconcile the number of persons entered in this statement as punished with the number entered as convicted in statement No. 4 it is necessary to note cases in which fulfilment of contract is ordered under Act XIII of 1859 in a foot-note. As regards persons whose cases were referred for higher punishment or for confirmation of sentence, the punishment, if any, sanctioned by the higher Court should be entered against such higher Court, and not against the Court making the reference.

Her Majesty's High Court of Judicature,
 Appellate Side, Bombay, 2nd October 1889. }

KRISHNAMUKHRA'M A'TMA'RA'M MEHTA,
 Assistant Registrar.

JUDICIAL STATEMENT No. 5A.—(CRIMINAL).

PART I.

Statement showing the particulars of whippings inflicted by the Criminal Tribunals in the Presidency of Bombay during the year 1888.

Showing Whippings inflicted under Sections 2 and 3, Act VI, 1864, in lieu of other punishments.

| Offences for which awarded. | NUMBER OF STRIPES AWARDED. | | | | | | | | | | | | Total. | REMARKS. |
|--|--------------------------------|----------------------------------|-------------------|----------------------------------|-------------------|----------------------------------|-------------------|----------------------------------|-------------------|----------------------------------|-------------------|----------------------------------|--------|----------|
| | 5 and under. | | 6 to 10. | | 11 to 15. | | 16 to 20. | | 21 to 25. | | 26 to 30 | | | |
| | First conviction. | Second or subsequent conviction. | First conviction. | Second or subsequent conviction. | First conviction. | Second or subsequent conviction. | First conviction. | Second or subsequent conviction. | First conviction. | Second or subsequent conviction. | First conviction. | Second or subsequent conviction. | | |
| 1 | 2 | 3 | 4 | 5 | 6 | 7 | 8 | 9 | 10 | 11 | 12 | 13 | 14 | 15 |
| <i>In lieu of other punishments (Sections 2 and 3, Act VI, 1864).</i> | | | | | | | | | | | | | | |
| | Section 378, Indian Penal Code | 22 | ... | 95 | 1 | 76 | 3 | 51 | 1 | 4 | ... | 4 | 1 | 254 |
| 1. Theft as defined in | Do. 379 | 3 | ... | 19 | ... | 3 | ... | 1 | ... | ... | ... | 3 | ... | 14 |
| | Do. 380 | 11 | 2 | 48 | ... | 65 | 1 | 15 | 1 | 6 | 3 | ... | ... | 154 |
| | Do. 381 | 6 | ... | 8 | ... | 8 | ... | 4 | ... | ... | ... | 3 | ... | 20 |
| | Do. 382 | ... | ... | ... | ... | ... | ... | ... | ... | ... | ... | ... | ... | ... |
| 2. Extortion as defined in | Do. 388 | ... | ... | ... | ... | ... | ... | ... | ... | ... | ... | ... | ... | ... |
| | Do. 389 | ... | ... | ... | ... | ... | ... | ... | ... | ... | ... | ... | ... | ... |
| 3. Dishonestly receiving stolen property, as defined in | Do. 411 | ... | ... | 9 | ... | 5 | ... | 4 | ... | 3 | ... | ... | ... | 21 |
| | Do. 412, Indian Penal Code. | ... | ... | ... | ... | ... | ... | ... | ... | ... | ... | ... | ... | ... |
| 4. Lurking house-trespass as defined in Section 443, Indian Penal Code | ... | ... | 1 | ... | 2 | ... | 2 | ... | 1 | ... | ... | ... | ... | 6 |
| 5. Lurking house-trespass by night as defined in Section 444, Indian Penal Code... | ... | ... | ... | ... | 1 | ... | ... | ... | ... | ... | ... | ... | ... | 1 |
| 6. House-breaking as defined in Section 445, Indian Penal Code... | ... | 2 | ... | ... | 2 | ... | 1 | ... | 1 | 1 | ... | ... | ... | 7 |
| 7. House-breaking by night as defined in Section 446, Indian Penal Code | ... | 1 | ... | 1 | 2 | ... | 1 | 1 | 2 | ... | ... | ... | 1 | 9 |
| 8. House-breaking by night as defined in Section 457, Indian Penal Code | ... | 1 | ... | ... | ... | 1 | ... | 1 | ... | ... | ... | ... | ... | 2 |
| 9. Offences under Section 35, Act XIII of 1856 | ... | ... | ... | ... | 1 | ... | ... | ... | ... | ... | ... | ... | ... | 1 |
| 10. Do. 14, Act IV, 1887... | ... | 2 | ... | 5 | ... | ... | ... | ... | ... | ... | ... | ... | ... | 7 |
| Total | ... | 48 | 2 | 169 | 1 | 162 | 4 | 60 | 3 | 19 | 4 | 16 | 3 | 519 |

Her Majesty's High Court of Judicature,
Appellate Side, Bombay, 2nd October 1889.

KRISHNAMUKHARAM ATMARAM MEHTA,
Assistant Registrar

JUDICIAL STATEMENT No. 5A.—(CRIMINAL).

PART II.

Showing Whippings inflicted in addition to other punishments, Sections 3 and 4, Act VI, 1864.

| Offences for which awarded. | NUMBER OF STRIPES. | | | | | | Total. | REMARKS. |
|--|--------------------------------|----------|-----------|-----------|-----------|-----------|--------|----------|
| | 5 and under. | 6 to 10. | 11 to 15. | 16 to 20. | 21 to 25. | 26 to 30. | | |
| 1 | 2 | 3 | 4 | 5 | 6 | 7 | 8 | 9 |
| IN ADDITION TO OTHER PUNISHMENTS. | | | | | | | | |
| (SECTIONS 3 AND 4.) | | | | | | | | |
| A—Section 3. | | | | | | | | |
| 1. Theft as defined in | Section 378, Indian Penal Code | 2 | 3 | 13 | 4 | 11 | 33 | |
| | " 379 | | | 1 | | | 1 | |
| | " 380 | 1 | | 5 | 1 | 2 | 9 | |
| | " 381 | | | 2 | | | 2 | |
| | " 382 | | | | | | | |
| 2. Extortion as defined in | Section 388 | | | | | | | |
| | " 389 | | | | | | | |
| 3. Dishonestly receiving stolen property as defined in | Section 411 | | | | 3 | 1 | 4 | |
| | " 412 | | | | | | | |
| 4. Lurking house-trespass as defined in | Section 443 | | | | | 1 | 1 | |
| 5. Lurking house-trespass by night as defined in | Section 444 | | | | | | | |
| 6. House-breaking as defined in | Section 445 | | | 1 | | | 1 | |
| 7. House-breaking by night as defined in | Section 446 | | | | | 1 | 1 | |
| 8. Offences under Section 14, Act III, 1880 | | | | | | | | |
| B—Section 4. | | | | | | | | |
| 1. False evidence as defined in | Section 193, Indian Penal Code | | | | | | | |
| | " 194 | | | | | | | |
| | " 195 | | | | | | | |
| 2. False charge of unnatural offence as defined in | Section 211 and 377 | | | | | | | |
| 3. Assault as defined in | Section 354 | | | | | | | |
| 4. Rape as defined in | Section 375 | | | | | | | |
| 5. Unnatural offence as defined in | Section 377 | | | | | | | |
| 6. Robbery as defined in | Section 390 | | | | | | | |
| 7. Dacoity as defined in | Section 391 | | | | | | | |
| 8. Attempt at robbery as defined in | Section 393 | | | | 1 | | 1 | |
| 9. Hurt in committing robbery as defined in | Section 394 | | | | | | | |
| 10. Receiving stolen property as defined in | Section 413 | | | | | | | |
| | Section 463 | | | | | | | |
| 11. Forgery as defined in | " 466 | | | | | | | |
| | " 467 | | | | | | | |
| | " 468 | | | | | | | |
| | " 469 | | | | | | | |
| 12. Lurking house-trespass as defined in | Section 457 | 2 | | | | | 2 | |
| 13. Lurking house-trespass by night as defined in | Section 444 | | | | | | | |
| 14. House-breaking as defined in | Section 445 | | | | | | | |
| 15. House-breaking by night as defined in | Section 446 | | | | | 1 | 1 | |
| 16. House-breaking by night as defined in | Section 457 | | | | | | | |
| Total | | 2 | 3 | 3 | 22 | 10 | 16 | 56 |

Her Majesty's High Court of Judicature,
Appellate Side, Bombay, 2nd October 1889.KRISHNAMUKHIRAM ATMARAM MEHTA,
Assistant Registrar.

JUDICIAL STATEMENT No. 5A.

PART III.

Showing Whippings inflicted under Section 5, Act VI, 1864, on Juveniles for offences other than those specified in Parts I and II.

| Offence. | STRIPES. | | | | | | | | | | | | Total. |
|-----------|-------------------|------------------------|-------------------|------------------------|-------------------|------------------------|-------------------|------------------------|-------------------|------------------------|-------------------|------------------------|--------|
| | 5 and under. | | 6 to 10. | | 11 to 15. | | 16 to 20. | | 21 to 25. | | 26 to 30. | | |
| | First conviction. | Subsequent conviction. | First conviction. | Subsequent conviction. | First conviction. | Subsequent conviction. | First conviction. | Subsequent conviction. | First conviction. | Subsequent conviction. | First conviction. | Subsequent conviction. | |
| 1 | 2 | 3 | 4 | 5 | 6 | 7 | 8 | 9 | 10 | 11 | 12 | 13 | 14 |
| | 15 | 1 | 86 | 1 | 41 | 5 | 27 | 3 | 3 | ... | 1 | ... | 153 |
| Total ... | 15 | 1 | 86 | 1 | 41 | 5 | 27 | 3 | 3 | ... | 1 | ... | 153 |

Her Majesty's High Court of
Judicature, Appellate Side,
Bombay, 2nd October 1889.

KRISHNAMUKHRA'M ATMA'RA'M MEHTA,
Assistant Registrar.

JUDICIAL STATEMENT No. 5A.

PART IV.

Showing relative number of times Whipping was awarded as compared with other Punishments.

| Punishments. | Number. | Remarks. |
|--|---------|----------|
| 1 | 2 | 3 |
| 1. Total number of whippings awarded ... | 749 | . |
| 2. Total number of other punishments ... | 33,500 | |
| Percentage of whippings ... | 2.187 | |

Her Majesty's High Court of
Judicature, Appellate Side,
Bombay, 2nd October 1889.

KRISHNAMUKHRA'M ATMA'RA'M MEHTA,
Assistant Registrar.

JUDICIAL STATEMENT No. 6—(CRIMINAL).

Statement showing the result of Appeal and Revision in Criminal Cases in the Presidency of Bombay in the year 1888.

| Tribunals. | NUMBER OF PERSONS. | | | | | | | | | | | Average number of days during which each Appeal lasted. | REMARKS. |
|--|---|---|-----------------------------------|------------------------------|--------------------|--|--------------------|----------------------|---------------------------------------|--|----------------|---|--|
| | Total number of Appellants and Applicants for revision before the Courts. | Died, escaped, transferred to another Province. | Appeals or Applications rejected. | Sentence or Order confirmed. | Sentence enhanced. | Sentence reduced or otherwise altered. | Sentence reversed. | Proceedings quashed. | New trial or further enquiry ordered. | Referred for revision to the High Court. | Pending trial. | | |
| 1 | 2 | 3 | 4 | 5 | 6 | 7 | 8 | 9 | 10 | 11 | 12 | 13 | 14 |
| <i>Appeals.</i> | | | | | | | | | | | | | |
| To Chief Magistrates of Districts | 3,373 | 2 | 665 | 1,518 | ... | 279 | 757 | 16 | 49 | 7 | 80 | 12.52 | |
| „ Courts of Sessions | 1,677 | ... | 748 | 432 | ... | 139 | 269 | ... | 7 | 2 | 80 | 13.41 | |
| „ Superior Courts. { By persons convicted, By Government from judgments of acquittal | 529 | 1 | 180 | 158 | ... | 27 | 85 | .. | 3 | ... | 75 | 38.674 | |
| „ Superior Courts. { By persons convicted, By Government from judgments of acquittal | 33 | ... | ... | 3 | ... | 5 | ... | ... | 9 | ... | 16 | 44.825 | |
| Total ... | 5,612 | 3 | 1,593 | 2,111 | ... | 450 | 1,111 | 16 | 68 | 9 | 251 | 27.357 | |
| <i>Revision.</i> | | | | | | | | | | | | | |
| By Chief Magistrates of Districts | 1,075 | ... | 164 | 665 | ... | ... | 1 | ... | 43 | 254 | ... | 22.458 | |
| „ Courts of Sessions | 430 | ... | 302 | 183 | ... | ... | 9 | ... | 39 | 63 | 42 | 24.76 | |
| „ Superior Courts | 1,825 | ... | 166 | 808 | 48 | 273 | 319 | 6 | 81 | ... | 167 | 33.625 | |
| Total ... | 3,330 | ... | 632 | 1,656 | 48 | 273 | 329 | 6 | 163 | 317 | 209 | 26.948 | 116 applications involving 303 persons were made on behalf of complainants for revision. |
| GRAND TOTAL ... | 8,942 | 3 | 2,225 | 3,767 | 48 | 723 | 1,440 | 22 | 231 | 326 | 460 | 27.152 | |

Notes.—Column 1.—Sub-head “To Chief Magistrates of Districts” includes other Magistrates authorized to hear appeals under Section 407, Criminal Procedure Code.

Column 2.—Total of Columns 3 to 12. Cases transferred from one Court to another in the same province will appear only against the Court by which decided, or in which pending at the end of the year, if not decided. The words “Applicants for Revision” in the heading of this column should be held to include only accused persons on whose behalf an application for revision is made, or in whose interest the Magistrate or Judge may take steps to obtain revision on his own motion. Where such application is made or such steps are taken on behalf of a complainant, the fact should be noted with the number of complainants concerned in the column of remarks. In the latter case the accused persons taken against whom the application is made, though not appearing in this column, will fall into their proper places in Columns 3 to 13 according to the result of such application. This note is held to apply also to cases dealt with by the High Court on review of returns.

Column 5.—Appeals dismissed under Section 423, Criminal Procedure Code, should be entered in this column.

Column 9.—Orders of discharge set aside by a Superior Court under Section 436, Criminal Procedure Code, should be entered in this column.

Column 10.—When a sentence is reversed or proceedings are quashed on appeal, and a new trial or further enquiry is at the same time ordered, the Appellate Court should not fill in Column 8 as well as Column 10, or Column 9 as well as Column 10, in each case respectively, but should make the entry in Column 10 only.

Column 13.—Duration of appeals, applications for revision or references should be calculated thus:—

- (1). Appeals from the date of receipt in office of the petition of appeal.
- (2). Applications for revision from the date of application.
- (3). Cases dealt with by the Court otherwise than on application from date of the order calling for the records; and
- (4). Cases sent to the High Court by Lower Courts for revision from the date of the letter from the Court making the reference.

General.—Persons whose appeals were rejected under Section 421, Criminal Procedure Code, should be entered in Column 4, in which should also be included applicants for revision whose cases the Courts have refused to submit to the High Court. In Columns 5 to 10 should be shown opposite the sub-heads for “Magistrates of Districts and Courts of Sessions” persons whose cases were disposed of by those Courts without reference to the High Court, and in Column 11 all persons whose cases these Courts referred to the High Court.

JUDICIAL STATEMENT No. 8—(CIVIL).

Statement showing number and value of Suits instituted in the Civil and Revenue Courts in the Presidency of Bombay in the year 1888.

| Class of Tribunals. | NUMBER OF SUITS INSTITUTED IN THE DIFFERENT COURTS. | | | | | | | | | Total Value of Suits. | REMARKS. | |
|--|---|-----------------------|------------------------|------------------------|--------------------------|--------------------------|---------------------------|-----------------------|--|-----------------------|--|--|
| | Not exceeding Rs. 10. | Not exceeding Rs. 50. | Not exceeding Rs. 100. | Not exceeding Rs. 500. | Not exceeding Rs. 1,000. | Not exceeding Rs. 5,000. | Not exceeding Rs. 10,000. | Exceeding Rs. 10,000. | Number of Suits the Value of which cannot be estimated in money. | | | |
| I | 2 | 3 | 4 | 5 | 6 | 7 | 8 | 9 | 10 | 11 | 12 | |
| COURTS IN THE INTERIOR. | | | | | | | | | | | | |
| I.—Civil Courts. | | | | | | | | | | | | |
| Unpaid Tribunals ... | 61 | 269 | 155 | 87 | 6 | 1 | ... | ... | ... | 41,914 0 0 | (a) The total value of these suits has not been shown in Column 11 as they were suits instituted under the Dekkhan Agriculturists' Relief Act. | |
| Village Courts ... | (a) 6,058 | ... | ... | ... | ... | ... | ... | ... | ... | | | |
| Paid Sub-divisional Tribunals ... | 16,781 | 55,499 | 23,838 | 20,043 | 1,937 | 1,020 | 72 | 57 | 546 | 1,31,21,885 9 8½ | | |
| Small Cause Courts ... | 4,448 | 8,174 | 2,650 | 2,511 | 107 | ... | ... | ... | ... | 10,38,762 12 11 | | |
| District Courts other than Chief Courts of Districts ... | 3 | 22 | 21 | 80 | 70 | 67 | 25 | 21 | 38 | 10,86,897 15 11 | | |
| Chief Courts of Districts ... | | | | | | | | | | | | |
| Total ... | 27,351 | 63,964 | 26,664 | 22,721 | 2,120 | 1,088 | 97 | 78 | 584 | 1,52,89,460 6 6½ | | |
| II.—Revenue Courts. | | | | | | | | | | | | |
| Unpaid Local Tribunals ... | ... | ... | ... | ... | ... | ... | ... | ... | ... | | | |
| Other Subordinate Courts ... | 859 | 1,119 | 610 | 552 | 47 | 23 | 2 | ... | 8,983 | 3,04,493 15 8 | | |
| Collectors' Courts ... | ... | ... | ... | ... | ... | ... | ... | ... | ... | | | |
| Total ... | 859 | 1,119 | 610 | 552 | 47 | 23 | 2 | ... | 8,983 | 3,04,493 15 8 | | |
| COURTS AT THE PRESIDENCY OR SEAT OF GOVERNMENT. | | | | | | | | | | | | |
| Presidency Small Cause Courts ... | 2,425 | 16,686 | 6,239 | 5,479 | 735 | 335 | ... | ... | ... | 30,85,247 9 11 | | |
| Superior Courts ... | ... | ... | ... | 4 | 7 | 175 | 55 | 72 | 254 | 35,43,039 0 0 | | |
| Total ... | 2,425 | 16,686 | 6,239 | 5,483 | 742 | 510 | 55 | 72 | 254 | 66,28,286 9 11 | | |
| GRAND TOTAL ... | 30,635 | 81,769 | 33,513 | 28,756 | 2,909 | 1,621 | 154 | 150 | 9,821 | 2,22,22,241 0 1½ | | |

64

JUDICIAL STATEMENT No. 9.—(CIVIL.)

PART I.—CIVIL SUITS.

Statement showing the general result of the trial of Civil and Revenue Cases in the Courts of Original Jurisdiction in the Presidency of Bombay in the year 1888.

B 748-17

| Class of Courts. | Total number of Suits before the Courts. | Transferred to Courts in other Provinces. | Without trial. | NUMBER OF SUITS DISPOSED OF | | | | | | | | Pending at the close of the year. | Number of cases pending more than three months at the close of the year. | AVERAGE DURATION OF SUITS. | | REMARKS. |
|--|--|---|----------------|-----------------------------|------------------------|-------------------|---------------------|------------------------------|----------------|---|-------------------------|-----------------------------------|--|----------------------------|---------------|--|
| | | | | Without Contest. | | | | On reference to Arbitration. | | With Contest. | | | | Contested. | Un-contested. | |
| | | | | Compromised. | Decreed on confession. | Decreed ex parte. | Dismissed ex parte. | For Plaintiff. | For Defendant. | Judgment for plaintiff in whole or in part. | Judgment for defendant. | | | | | |
| 1 | 2 | 3 | 4 | 5 | 6 | 7 | 8 | 9 | 10 | 11 | 12 | 13 | 14 | 15 | 16 | 17 |
| COURTS IN THE INTERIOR. | | | | | | | | | | | | | | | | |
| I.—Civil Courts. | | | | | | | | | | | | | | | | |
| Unpaid Tribunals... | 1,107 | ... | 2 | 111 | 92 | 366 | 12 | ... | ... | 105 | 32 | 387 | 117 | 486.672 | 164.429 | No details in columns 8 to 12 are given of 5,953 suits disposed of by Village Munsiffs under the Dekkhan Agriculturists' Relief Act. |
| Village Courts ... | 6,444 | ... | ... | ... | ... | ... | ... | ... | ... | ... | ... | 491 | ... | ... | ... | |
| Paid Sub-Divisional Tribunals ... | 146,627 | ... | 14,299 | 23,254 | 10,968 | 42,641 | 1,045 | 807 | 46 | 24,214 | 4,865 | 24,438 | 9,136 | 146,516 | 56,977 | |
| Small Cause Courts ... | 21,588 | ... | 1,663 | 3,709 | 3,094 | 7,194 | 153 | 20 | 4 | 2,174 | 565 | 3,012 | 408 | 76,498 | 44,158 | |
| District Courts other than Chief Courts of districts ... | 844 | ... | 37 | 80 | 104 | 181 | 1 | 31 | 3 | 166 | 59 | 182 | 91 | 250,148 | 160,135 | |
| Total ... | 176,610 | ... | 16,001 | 27,154 | 14,258 | 50,382 | 1,211 | 858 | 53 | 26,659 | 5,521 | 28,560 | 9,752 | 142,729 | 56,104 | |
| II.—Revenue Courts. | | | | | | | | | | | | | | | | |
| Unpaid Local Tribunals ... | ... | ... | ... | ... | ... | ... | ... | ... | ... | ... | ... | ... | ... | ... | ... | (a) This number includes 27 suits restored to the Board of Causes. It also includes 3 suits under the Extraordinary Jurisdiction. Besides the suits shown in columns 4 to 12, the following were also disposed of by the High Court on its Original Side:— 64 Pauper petitions for leave to sue or defend in forma pauperis. 15 Petitions under the Indian Trustees' Act. 7 Do. do. Company's do. 60 Miscellaneous petitions. There were also 87 applications for Probate and 150 for Letters of administration, most of which were disposed of by the Registrar. (b) Includes 1 suit stayed and 8 suits withdrawn with leave. (c) Includes 15 summary suits. (d) Do. 3 do. (e) Do. 1 Extraordinary suit. (f) Do. 2 do. suits. |
| Other Subordinate Courts ... | 12,473 | ... | 1,168 | 1,073 | 1,127 | 458 | 1,206 | 5 | 3 | 4,088 | 2,961 | 384 | 14 | 26,856 | 39,706 | |
| District Courts ... | ... | ... | ... | ... | ... | ... | ... | ... | ... | ... | ... | ... | ... | ... | ... | |
| Total ... | 12,473 | ... | 1,168 | 1,073 | 1,127 | 458 | 1,206 | 5 | 3 | 4,088 | 2,961 | 384 | 14 | 26,856 | 39,706 | |
| COURTS AT THE PRESIDENCY OR SEAT OF GOVERNMENT. | | | | | | | | | | | | | | | | |
| Presidency Small Cause Court ... | 35,961 | ... | 1,463 | 7,365 | 7,489 | 11,384 | 100 | 112 | 18 | 3,642 | 1,205 | 3,183 | 474 | 45 | 36 | |
| Superior Courts ... | (a) 2,447 | ... | (b) 173 | 67 | 8 | (c) 427 | (d) 261 | ... | ... | (e) 88 | (f) 66 | 1,357 | 1,068 | 211 | 234 | |
| Total ... | 38,408 | ... | 1,636 | 7,432 | 7,497 | 11,811 | 361 | 112 | 18 | 3,730 | 1,271 | 4,540 | 1,540 | 50,112 | 41,574 | |
| GRAND TOTAL ... | 227,491 | ... | 18,865 | 35,659 | 22,882 | 62,651 | 2,778 | 975 | 74 | 34,477 | 9,753 | 33,484 | 11,306 | 113,790 | 52,416 | |

65

Note.—Column 2.—Total of the entries in Columns 1 to 11. Cases transferred from one Court to another in the same Province will appear only against the Court by which decided or in which pending at the close of the year, if not decided. The number of cases pending from the previous year should be noted in the column of remarks and when deducted from the total of Column 2 should leave a balance corresponding with the total of Column 2a of Statement VII. The deducting the arrears shown at the end of the previous year the balance does not agree with the figures in Column 2a of Statement VII, the difference should be explained.
 Column 3.—When under section 102, Civil Procedure Code, a decree is wholly or partly made in favour of an absent plaintiff on the admission of the defendant, the case should be entered in this column.
 Column 4.—A case in which defendant appears but a plaintiff does not and defendant does not confess judgment and the case is thereupon dismissed, the case should be entered in this column.
 Columns 15 and 16.—As regards the average duration of suits the date of presentation of the plaintiff shall be considered as the date of institution unless some defect or omission requires to be amended before the plaint can be admitted, in which case the date of admission after amendment shall be regarded as the date of institution. With regard to applications to execute decrees, the date of their presentation should alone be considered. In calculating average duration the time that the suit has been actually pending in the particular Court should alone be calculated. The interval should be omitted during which an application for review which has been granted or an appeal in which an order of remand has been passed has been pending in the Superior Court. Reversed suits are to be treated as if newly instituted on revival.

Her Majesty's High Court of Justice,
 Appellate Side, Bombay, 2nd Oct 1888

KRISHNAMCKHARAM ATMARAM MEHTA,
 Assistant Registrar.

JUDICIAL STATEMENT No. 10—(CIVIL).

PART II.—MISCELLANEOUS (JUDICIAL) CASES BEFORE APPELLATE COURTS.

Statement showing the Business of the Civil and Revenue Appellate Courts of the Presidency of Bombay in the year 1888.

| Class of Courts. | Miscellaneous cases before Appellate Courts. | Transferred to Courts in other Provinces. | Decisions confirmed, Section 551, C.P.C. | Dismissed for default or otherwise not prosecuted. | HEARD <i>Ex-parte</i> . | | | | CONTESTED. | | | | Pend- ing. | Of these pending more than three months. | Average duration of miscellaneous cases before Appellate Courts. | Objections under Section 551, Act XIV of 1882. | REMARKS. |
|--|--|---|--|--|-------------------------|-------------|-------------|-------------|--------------|-------------|-------------|-------------|------------|--|--|--|----------|
| | | | | | Con- firmed. | Modi- fied. | Re- versed. | Re- manded. | Con- firmed. | Modi- fied. | Re- versed. | Re- manded. | | | | | |
| 1 | 2 | 3 | 4 | 5 | 6 | 7 | 8 | 9 | 10 | 11 | 12 | 13 | 14 | 15 | 16 | 17 | 18 |
| COURTS IN THE INTERIOR. | | | | | | | | | | | | | | | | | |
| <i>A.—Civil Courts.</i> | | | | | | | | | | | | | | | | | |
| District Appellate Courts other than Chief Courts of Districts ... | 177 | ... | 8 | 19 | 18 | 1 | 5 | 1 | 46 | 4 | 30 | 6 | 39 | 12 | 126-676 | ... | |
| Chief Appellate Courts of Districts ... | ... | ... | ... | ... | ... | ... | ... | ... | ... | ... | ... | ... | ... | ... | ... | ... | |
| Superior Appellate Courts other than Chief Court of Province ... | ... | ... | ... | ... | ... | ... | ... | ... | ... | ... | ... | ... | ... | ... | ... | ... | |
| Total ... | 177 | ... | 8 | 19 | 18 | 1 | 5 | 1 | 46 | 4 | 30 | 6 | 39 | 12 | 126-676 | ... | |
| <i>B.—Revenue Courts.</i> | | | | | | | | | | | | | | | | | |
| Collectors' Appellate Courts ... | ... | ... | ... | ... | ... | ... | ... | ... | ... | ... | ... | ... | ... | ... | ... | ... | |
| Total ... | ... | ... | ... | ... | ... | ... | ... | ... | ... | ... | ... | ... | ... | ... | ... | ... | |
| COURTS AT THE PRESIDENCY OR SEAT OF GOVERNMENT. | | | | | | | | | | | | | | | | | |
| Chief Court of Province. | 96 | ... | 7 | 11 | 3 | ... | 6 | ... | 30 | 1 | 18 | 5 | 15 | 9 | 84-604 | 1 | |
| Appeals from Original order ... | ... | ... | ... | ... | ... | ... | ... | ... | ... | ... | ... | ... | ... | ... | ... | ... | |
| Appeals from Appellate order ... | 2 | ... | ... | ... | ... | ... | ... | ... | ... | ... | ... | ... | 2 | 2 | .. | .. | |
| Total ... | 98 | ... | 7 | 11 | 3 | ... | 6 | ... | 30 | 1 | 18 | 5 | 17 | 11 | 84-604 | 1 | |
| GRAND TOTAL ... | 275 | ... | 15 | 30 | 21 | 1 | 11 | 1 | 76 | 5 | 48 | 11 | 56 | 23 | 105-640 | 1 | |

*In addition to this the following miscellaneous work was disposed of by the Sadar Court, Sind, and the High Court, Appellate Side:—
By the Sadar Court.
 31 Cases under Section 622, C. P. C.,
 15 Do. do. 25 of Act IX of 1887,
 1 Application under Section 623, C.P.C.,
 And 1 application for permission to appeal in *forma pauperis*.
By the High Court, Appellate Side.
 1 Application to withdraw or transfer an appeal,
 2 Applications for admission of re-hearing of appeal.
 8 do. do. permission to appeal in *forma pauperis*,
 61 do. do. review of Judgments,
 180 do. do. under extraordinary jurisdiction,
 30 Civil references, and
 2,159 applications were disposed of out of Court by the Registrar and his Deputy.

Notes.—Column 2.—Total of the entries in Columns 3 to 14. Miscellaneous cases before Appellate Courts transferred from one Court to another in the same province will appear only against the Court by which decided, or in which pending at the close of the year, if not decided.
 General.—This Statement should include not only appeals from orders under Section 558 of the Code of Civil Procedure, but also appeals in Miscellaneous Judicial cases, & c., the cases entered in Judicial Statement No. 9, Part II, and the following classes of applications under the Civil Procedure Code, which are dealt with by Appellate Courts only, viz:—
 (1) Application to an Appellate Court to withdraw or transfer an appeal, Section 25.
 (2) Application for admission or re-hearing of an appeal, Sections 558, 560.
 (3) Applications for leave to appeal as a Pauper, Section 592.
 (4) Applications for review of judgment, Section 623.

Her Majesty's High Court of Judicature,
 Appellate Side, Bombay, 2nd October 1889.

KRISHNAMUKHRAM ATMARAM MEHTA,
 Assistant Registrar.

JUDICIAL STATEMENT No. 11—(CIVIL).

Statement showing the Result of Proceedings on Applications for the execution of the Decrees of the Civil and Revenue Courts in the Presidency of Bombay in the year 1888.

B 742-18

| Class of Courts. | Total number of Applications for the execution of Decrees before the Courts. | APPLICATIONS DISPOSED OF | | | | Pending at the end of the year. | Number of Applications pending more than three months at the close of the year. | AMOUNT REALIZED. | | NUMBER OF APPLICATIONS | | | | | | | | | | | | REMARKS. | |
|--|--|--------------------------|--------------------------------|--------------------------------|---------------------|---------------------------------|---|----------------------------|-------------------------------|--|--|----------------------------|--------------|------------------------------|------------|-------------------------------|-----------|---|----------------------------------|---|---------------|---|---|
| | | By transfer. | Satisfaction obtained in full. | Satisfaction obtained in part. | Wholly infructuous. | | | With the issue of process. | Without the issue of process. | On which the judgment-debtor was imprisoned. | On which he was arrested, but released without imprisonment. | On which moveable property | | On which Immoveable Property | | On which possession was given | | On which specific performance was enforced. | On which partition was effected. | On which execution was effected otherwise than the preceding columns. | | | |
| 1 | 2 | 3 | 4 | 5 | 6 | 7 | 8 | 9 | 10 | 11 | 12 | 13 | 14 | 15 | 16 | 17 | 18 | 19 | 20 | 21 | 22 | 23 | |
| COURTS IN THE INTERIOR. | | | | | | | | | | | | | | | | | | | | | | | |
| I.—Civil Courts. | | | | | | | | | | | | | | | | | | | | | | | |
| Unpaid Tribunals ... | 1,038 | .. | 60 | 87 | 659 | 323 | 101 | 4,616 0 0 | 25 0 0 | 12 | .. | 6 | 12 | 7 | .. | 26 | .. | 4 | .. | .. | .. | 77 | No details are given for 2,935 applications disposed of by Village Munsiffs under the Dekkhan Agriculturists' Relief Act. |
| Village Courts ... | 8,229 | .. | .. | .. | .. | 294 | .. | .. | .. | .. | .. | .. | .. | .. | .. | .. | .. | .. | .. | .. | .. | .. | |
| Paid Sub-Division of Tribunals ... | 231,321 | .. | 30,078 | 43,985 | 114,362 | 42,346 | 12,862 | 29,92,009 2 0 | 2,00,553 1 10 | 1,045 | 1,753 | 2,917 | 2,591 | 6,664 | 973 | 4,693 | 54 | 3,680 | 65 | 226 | 26,678 | | |
| Small Cause Courts ... | 24,453 | .. | 2,668 | 4,420 | 14,051 | 3,320 | 408 | 1,19,266 9 1 | 49,097 7 8 | 289 | 625 | 271 | 410 | .. | .. | .. | .. | .. | .. | .. | .. | .. | |
| District Courts other than Chief Courts of Districts ... | 553 | 24 | 114 | 76 | 172 | 167 | 89 | 91,551 15 4 | 27,811 4 10 | 6 | 3 | 2 | 8 | 12 | 1 | 10 | 1 | 6 | 2 | 2 | 25 | | |
| Chief Courts of Districts ... | .. | .. | .. | .. | .. | .. | .. | .. | .. | .. | .. | .. | .. | .. | .. | .. | .. | .. | .. | .. | .. | .. | |
| Superior Courts ... | .. | .. | .. | .. | .. | .. | .. | .. | .. | .. | .. | .. | .. | .. | .. | .. | .. | .. | .. | .. | .. | .. | |
| Total ... | 260,594 | 28 | 33,519 | 48,518 | 129,144 | 46,450 | 18,456 | 32,07,443 10 5 | 2,77,466 14 4 | 1,351 | 2,351 | 2,506 | 3,016 | 6,633 | 974 | 4,624 | 55 | 3,690 | 57 | 229 | 26,780 | | |
| II.—Revenue Courts. | | | | | | | | | | | | | | | | | | | | | | | |
| Unpaid Local Tribunals ... | .. | .. | .. | .. | .. | .. | .. | .. | .. | .. | .. | .. | .. | .. | .. | .. | .. | .. | .. | .. | .. | .. | |
| Other Subordinate Courts ... | 1,107 | .. | 1,004 | .. | .. | 65 | 23 | 1,254 11 7 | 1,651 7 6 | .. | .. | .. | 4 | .. | .. | .. | .. | .. | .. | .. | .. | 110 | |
| District Courts ... | .. | .. | .. | .. | .. | .. | .. | .. | .. | .. | .. | .. | .. | .. | .. | .. | .. | .. | .. | .. | .. | .. | |
| Total ... | 1,107 | .. | 1,004 | 9 | 25 | 65 | 23 | 1,254 11 7 | 1,651 7 6 | .. | .. | .. | 4 | .. | .. | 1 | 1 | 382 | .. | .. | .. | 110 | |
| COURTS AT THE PRESIDENCY OR SEAT OF GOVERNMENT. | | | | | | | | | | | | | | | | | | | | | | | |
| Presidency Small Cause Courts ... | 23,968 | 256 | 4,167 | 1,499 | 14,855 | 3,154 | .. | 1,41,931 6 8 | 3,94,524 2 1 | 738 | 429 | 615 | 908 | .. | .. | .. | .. | 53 | .. | .. | .. | 3,537 | |
| Superior Courts ... | (a) 247 | (b) 15 | 30 | 12 | 167 | 46 | 33 | 1,45,300 0 5 | 3,92,977 12 5 | 4 | 8 | 4 | 11 | 7 | .. | 8 | .. | 7 | .. | .. | .. | 75 | |
| Total ... | 24,215 | 271 | 4,197 | 1,511 | 15,022 | 3,200 | 33 | 2,87,230 6 11 | 7,87,501 14 6 | 742 | 437 | 619 | 919 | 7 | .. | 8 | .. | 60 | .. | .. | .. | 3,612 | |
| GRAND TOTAL | 284,809 | 299 | 37,716 | 50,029 | 144,214 | 49,719 | 18,517 | 34,95,933 12 11 | 10,66,540 4 4 | 2,093 | 2,813 | 3,215 | 3,939 | 6,640 | 974 | 4,633 | 56 | 4,132 | 57 | 223 | 30,502 | (a) Includes 15 applications to transmit decrees for execution to other Presidencies. (b) These are decrees or orders transmitted to other Presidencies. | |

Note.—Column 2.—Total of the entries in columns 3 to 7.

Her Majesty's High Court of Judicature,
Appellate Side, Bombay, 2nd October 1889.

KRISHNAMUKHRAM ATMARAM MEHTA,
Assistant Registrar.

JUDICIAL STATEMENT No. 12—(CIVIL).

Statement showing the number and result of Applications and Proceedings under Chapter XX, Civil Procedure Code, in the Presidency of Bombay in the year 1888.

| Class of Courts. | APPLICATIONS FOR A DECLARATION OF INSOLVENCY. | | | | | | | | | AMOUNT OF CREDITORS' CLAIMS DEALT WITH DURING THE YEAR. | | GROSS AMOUNT OF INSOLVENTS' ASSETS REALIZED AND DISBURSED. | | REMARKS. | |
|---|---|---|-----------------------------|---------------------------------|--|--|--|-----------------------------------|--|---|-------------|--|---------------------------|------------|----------------------------|
| | Total number for hearing. | Transferred to another Province, withdrawn, &c. | Granted, | | Rejected, | | | Pending at the close of the year. | Number of Insolvents discharged during the year under Section 355. | Number of Insolvents' Estates in the hands of Receivers in which proceedings were finally closed during the year. | Admitted. | Satisfied. | Realized during the year. | | Disbursed during the year. |
| | | | A Receiver being appointed. | A Receiver not being appointed. | Penal Proceedings under Section 359 not being taken. | Sentence of Imprisonment being passed under Section 359. | Applicant being sent to the Magistrate to be dealt with. | | | | | | | | |
| 1 | 2 | 3 | 4 | 5 | 6 | 7 | 8 | 9 | 10 | 11 | 12 | 13 | 14 | 15 | 16 |
| Courts other than Chief Courts of Districts ... | 432 | 61 | 39 | 100 | 174 | 1 | ... | 57 | 69 | 68 | 39,770 9 2 | 3,562 14 7 | 5,744 12 3 | 5,428 7 11 | |
| Chief Courts of Districts ... | 4 | 1 | ... | 1 | 1 | ... | ... | 1 | 1 | ... | 18,207 3 0 | | | | |
| Superior Courts ... | ... | ... | ... | ... | ... | ... | ... | ... | ... | ... | | | | | |
| Total ... | 436 | 62 | 39 | 101 | 175 | 1 | ... | 58 | 70 | 68 | 57,977 12 2 | 3,562 14 7 | 5,744 12 3 | 5,428 7 11 | |

Notes.—Column 1.—Sub-head "Courts other than Chief Courts of District." Specially empowered under Section 360, Act XIV of 1882.

Column 2.—Total of the entries in Columns 3 to 9. Cases, transferred from one Court to another in the same Province, will appear only against the Court by which decided, or in which pending at the close of the year, if not decided.

Column 3.—Applications struck off for default or otherwise not prosecuted should be entered in this column.

Her Majesty's High Court of Judicature,
Appellate Side, Bombay, 2nd October 1889.

KRISHNAMUKHRA'M ATMA'RA'M MEHTA,
Assistant Registrar.

JUDICIAL STATEMENT No. 13—(CIVIL AND CRIMINAL).

Statement showing use of Juries and Assessors in the Civil and Criminal Courts in the Presidency of Bombay in the year 1888.

| Class of Courts in which Juries or Assessors are employed, distinguishing Criminal from Civil Courts. | Established or average number of Jury or Assessors in each case and prescribed qualifications. | Number of cases tried by Jury. | Number of cases tried with Assessors. | JURY TRIALS. | | | | | ASSESSORS' TRIALS. | | | REMARKS. |
|--|--|--------------------------------|---------------------------------------|---|---|------------|--|--|---|--|-----------------|---|
| | | | | Cases in which the Judge approved of the verdict. | Cases in which the Judge did not approve of the verdict | | Number of persons of the verdict in respect to whom the Judge disapproved. | | Number of cases in which Judge agreed with Assessors. | Number of cases in which Judge differed from | | |
| | | | | | Wholly. | Partially. | Whose cases he referred under Section 307, Criminal Procedure Code. | Whose cases he did not refer under Section 307, Criminal Procedure Code. | | One Assessor. | Both Assessors. | |
| 1 | 2 | 3 | 4 | 5 | 6 | 7 | 8 | 9 | 10 | 11 | 12 | 13 |
| I.—Civil Courts. | | | | | | | | | | | | |
| Chief Courts of Districts (or Officers specially empowered) acting under Act X of 1870 } Assessors .. | 2 | ... | 12 | ... | ... | ... | ... | ... | 4 | 5 | 3 | (a) All cases falling under Chapters VIII, XI, XII, XVI, XVII and XVIII, or any of the said chapters taken in connection with Section 75 of the Indian Penal Code, in which punishment awardable is death, transportation for life, or transportation or imprisonment for ten years or upwards and also attempts and abettments to commit any of the above said offences, were tried by jury in the districts of Belgaum, Poona, Thana, Surat, Ahmedabad and in the city of Karachi. |
| Paras District Matrimonial Court } Under Delegates .. | 7 | ... | (1) | ... | ... | ... | ... | ... | (1) | ... | — | |
| Paras Chief Matrimonial Court } Under Delegates .. | 11 | (2) | ... | (2) | ... | ... | ... | ... | ... | ... | ... | |
| II.—Criminal Courts. | | | | | | | | | | | | |
| Magistrates' Court under Chapter X, Criminal Procedure Code } Jurors .. | 5 | 10 | ... | 10 | ... | ... | ... | ... | ... | ... | ... | (b) Assessors are employed in all cases committed for trial to the Sessions Court except in the districts of Belgaum, Poona, Thana, Surat, Ahmedabad and in the city of Karachi as noted above. (c) Besides these there were 9 cases in which the prisoners pleaded guilty. (d) Besides these there were also :— 3 cases in which the opinions of the Assessors were not taken. 17 cases in which the accused pleaded guilty. 7 cases in which the charges were withdrawn. 1 case in which the Assessors were not employed. |
| Courts of Sessions... .. } Jurors (a) .. | 5 | (e) 168 | ... | 147 | 15 | 6 | 15 | 2 | ... | ... | ... | |
| } Assessors (b) .. | 2 or more | ... | (d) 532 | ... | ... | ... | ... | ... | 76 | 50 | 104 | |
| High Court, Original Criminal Jurisdiction... Jurors .. | 9 | (e) 31 | ... | 31 | ... | ... | ... | ... | ... | ... | ... | (e) Of these in two cases the Judge wholly and partly agreed with the Assessors in respect of certain prisoners on certain charges and differed in respect of others, so they are not included in columns 10 to 12. (f) Besides these in 5 cases the prisoners pleaded guilty and in one pardon was tendered and accepted. |
| Total .. | ... | (f) 240 | (g) 544 | (h) 1155 | 15 | 6 | 15 | 2 | (i) 290 | 85 | 107 | (j) Do not include the Paras Matrimonial cases decided by Delegates. |

Note.—Column 4.—The figures given in this column should agree with the total of Columns 10, 11 and 12. Cases in which, owing to the accused having pleaded guilty or for other causes, the opinions of the Assessors are not taken, should not be included in this column.

Her Majesty's High Court of Judicature,
Appointed Judge, Bombay, 24 October 1888

KRISHNAMUKHARAM ATMARAM MEHTA,
Assistant Registrar

| Names of Courts. | CRIMINAL WORK. | | CIVIL WORK. | | | | | | | | | | | | REMARKS. |
|---|--|--|---|-----------------|--|---|---|--------------|--|---|------------------------------------|---|--|---|----------|
| | Cases disposed of by the Sessions Court. | Appeals disposed of by the Sessions Court. | Original. | | | | Appeals. | | | | Execution proceedings disposed of. | Order made after investigation, column 43 of the Monthly Civil Returns. | Number of Original Suits pending more than a year at the end of the year under report. | Number of Appeals pending more than a year at the end of the year under report. | |
| | | | Total number of Suits before the Court. | Disposed of. | Pending at the end of the year under report. | Pending at the end of the preceding year. | Total number of Appeals before the Court. | Disposed of. | Pending at the end of the year under report. | Pending at the end of the preceding year. | | | | | |
| 1 | 2 | 3 | 4 | 5 | 6 | 7 | 8 | 9 | 10 | 11 | 12 | 13 | 14 | 15 | 16 |
| Koliba. | | | | | | | | | | | | | | | |
| District and Sessions Court | 27 | 7 | 4 | 3 | 8 | 1 | 237 | 74 | 103 | 79 | 3 | 30 | 2 | 23 | |
| Assistant Sessions Judge's Court | 2 | .. | .. | .. | .. | .. | .. | .. | .. | .. | 1 | .. | .. | .. | |
| Joint Sessions Judge's Court | 4 | .. | .. | .. | .. | .. | .. | .. | .. | .. | .. | .. | .. | .. | |
| First Class Subordinate Court with A. P. | .. | .. | .. | .. | .. | .. | 45 | 45 | .. | .. | .. | .. | .. | .. | |
| Second Class Subordinate Court of | .. | .. | .. | .. | .. | .. | .. | .. | .. | .. | .. | .. | .. | .. | |
| Do. do. Alibag | .. | .. | 298 | 748 | 150 | 166 | .. | .. | .. | .. | 1,216 | 72 | .. | .. | |
| Do. do. Pen | .. | .. | 1,352 | 1,220 | 132 | 430 | .. | .. | .. | .. | 1,625 | 73 | .. | .. | |
| Do. do. Mahad | .. | .. | 2,197 | 1,740 | 457 | 556 | .. | .. | .. | .. | 2,915 | 123 | .. | .. | |
| Total | 33 | 7 | 4,451 | 3,709 | 742 | 1,153 | 282 | 119 | 103 | 79 | 5,760 | 298 | 2 | 23 | |
| Surat. | | | | | | | | | | | | | | | |
| District and Sessions Court | 19 | 30 | 16 | 10 | 6 | 6 | 196 | 103 | 93 | 119 | 10 | 79 | 1 | 36 | |
| Small Cause Court at Surat | .. | .. | 4,058 | 3,831 | 427 | 813 | .. | .. | .. | .. | 2,717 | 69 | .. | .. | |
| First Class Subordinate Court of Surat .. | .. | .. | 468 | 294 | 174 | 234 | .. | .. | .. | .. | 518 | 101 | 77 | .. | |
| Second do. do. Surat | .. | .. | 1,311 | 1,144 | 167 | 143 | .. | .. | .. | .. | 1,621 | 52 | .. | .. | |
| Do. do. Bulsar | .. | .. | 2,001 | 1,762 | 239 | 320 | .. | .. | .. | .. | 2,506 | 108 | .. | .. | |
| Do. do. of Olpad | .. | .. | 793 | 740 | 53 | 73 | .. | .. | .. | .. | 1,054 | 27 | .. | .. | |
| Total | 19 | 30 | 8,647 | 7,581 | 1,066 | 1,503 | 196 | 103 | 93 | 119 | 8,328 | 430 | 78 | 36 | |
| Broach. | | | | | | | | | | | | | | | |
| Court of the Assistant Judge, F. P., and | 18 | 48 | 12 | 4 | 8 | 4 | 172 | 76 | 96 | 80 | 12 | 33 | .. | 14 | |
| Joint Sessions Judge | .. | .. | 1,295 | 1,129 | 164 | 202 | .. | .. | .. | .. | 1,339 | 17 | .. | .. | |
| Small Cause Court | .. | .. | 1,170 | 1,016 | 154 | 157 | .. | .. | .. | .. | 2,947 | 38 | 11 | .. | |
| Second Class Subordinate Court of Broach | .. | .. | 1,707 | 1,546 | 161 | 281 | .. | .. | .. | .. | 3,970 | 59 | .. | .. | |
| Do. do. Ankleshvar | .. | .. | 1,817 | 1,559 | 254 | 208 | .. | .. | .. | .. | 2,999 | 74 | 1 | .. | |
| Do. do. Jambusar | .. | .. | 1,237 | 1,146 | 91 | 130 | .. | .. | .. | .. | 2,984 | 82 | .. | .. | |
| Total | 18 | 48 | 7,238 | 6,400 | 838 | 962 | 172 | 76 | 96 | 80 | 14,251 | 303 | 12 | 14 | |
| Ahmedabad. | | | | | | | | | | | | | | | |
| District and Sessions Court | 56 | 187 | 65 | 2 | 31 | 22 | 497 | 50 | 387 | 338 | 4 | 452 | 3 | 103 | |
| Joint Judge and Sessions Judge's Court .. | 17 | 39 | .. | 2 | .. | .. | 65 | 56 | .. | .. | .. | 67 | .. | .. | |
| Court of Assistant Judge and Joint Ses- | .. | .. | .. | .. | .. | .. | .. | .. | .. | .. | .. | .. | .. | .. | |
| sions Judge | 61 | .. | .. | 20 | .. | .. | 50 | 50 | .. | .. | 15 | 5 | .. | .. | |
| Small Cause Court of Ahmedabad | .. | .. | 6,548 | 5,361 | 1,227 | 1,157 | .. | .. | .. | .. | 6,500 | 381 | .. | .. | |
| Do. do. Nadiad | .. | .. | 1,835 | 1,579 | 308 | 190 | .. | .. | .. | .. | 1,770 | 31 | .. | .. | |
| First Class Subordinate Court of Ahmeda- | .. | .. | .. | .. | .. | .. | .. | .. | .. | .. | .. | .. | .. | .. | |
| bad with A. P. | .. | .. | 809 | 526 | 283 | 341 | 113 | 113 | .. | .. | 2,239 | 221 | 4 | .. | |
| Second Class Joint do. Ahmedabad | .. | .. | 590 | 590 | .. | .. | .. | .. | .. | .. | .. | .. | .. | .. | |
| Do. do. do. | .. | .. | 62 | 62 | .. | .. | .. | .. | .. | .. | .. | .. | .. | .. | |
| Second Class Subordinate Court of Dholka | .. | .. | 1,852 | 1,733 | 119 | 137 | .. | .. | .. | .. | 3,503 | 69 | .. | .. | |
| Do. do. Dhandhuka and Gogo | .. | .. | 1,693 | 1,634 | 109 | 101 | .. | .. | .. | .. | 2,306 | 21 | .. | .. | |
| Do. do. Viramgam | .. | .. | 1,415 | 1,207 | 208 | 138 | .. | .. | .. | .. | 1,804 | 37 | 2 | .. | |
| Second Class Subordinate Court of Kalra | .. | .. | 3,012 | 2,748 | 244 | 285 | .. | .. | .. | .. | 6,747 | 131 | .. | .. | |
| Do. do. Umreth | .. | .. | 1,954 | 1,736 | 168 | 184 | .. | .. | .. | .. | 3,434 | 35 | .. | .. | |
| Do. do. Borsad | .. | .. | .. | .. | .. | .. | .. | .. | .. | .. | .. | .. | .. | .. | |
| (with Joint Subordinate Judge) | .. | .. | 2,666 | 2,212 | 454 | 432 | .. | .. | .. | .. | 3,154 | 42 | 51 | .. | |
| Second Class Subordinate Court, Nadiad .. | .. | .. | 1,135 | 978 | 157 | 180 | .. | .. | .. | .. | 1,835 | 39 | .. | .. | |
| Do. do. Kapadvanj | .. | .. | 946 | 850 | 98 | 177 | .. | .. | .. | .. | 1,300 | 43 | .. | .. | |
| Do. do. Godhra | .. | .. | 787 | 651 | 146 | 102 | .. | .. | .. | .. | 683 | 31 | .. | .. | |
| Do. do. Dohad | .. | .. | 1,504 | 1,395 | 199 | 220 | .. | .. | .. | .. | 1,925 | 79 | 19 | .. | |
| Total | 134 | 220 | 27,053 | 23,306 | 3,747 | 3,672 | 655 | 263 | 387 | 338 | 37,331 | 1,691 | 79 | 103 | |
| Bombay Small Cause Courts | .. | .. | 35,961 | 32,773 | 3,153 | 4,062 | .. | .. | .. | .. | 20,810 | .. | 12 | .. | |
| Court of the Political Agent, Kollhapur | .. | .. | 1 | 1 | .. | .. | .. | .. | .. | .. | 1 | .. | .. | .. | |
| and Southern Malwa Country | .. | .. | .. | .. | .. | .. | .. | .. | .. | .. | .. | .. | .. | .. | |
| GRAND TOTAL | 615 | 799 | 1,82,087 | 1,52,180 | 20,907 | 32,354 | 3,493 | 4,307 | 4,161 | 4,359 | 2,19,692 | 9,945 | 1,202 | 900 | |

Her Majesty's High Court of Judicature,
Appellate Side, Bombay, 2nd October 1889.

KRISHNAMUKHRAM ATMARAM MEHTA,
Assistant Registrar.

Return showing the number of days the Chief Justice and each of the Judges of Her Majesty's High Court at Bombay sat in Court and at Chambers in the Court-house during the Calender year 1883.

| 1 Name of Judge. | 2 Portion of year during which the Judge was as such present on duty. | 3 Number of days on which the Judge sat in Court for hearing causes. | 4 Number of days (if any) not included in Column 3 on which the Judge sat in the Court-house for the transaction of administrative business. | 5 AVERAGE LENGTH OF DAILY SITTINGS. | | 6 REMARKS. |
|---|--|---|---|--|--|---|
| | | | | For hearing causes (Column 3). | For transaction of administrative business (Column 4). | |
| The Honourable Sir C. Sargent, Kt., Chief Justice. | From 13th February to 31st December. | 125 | | H. M. 4 41 | | From 1st January to 12th February, both days inclusive, was on privilege leave. In addition to sitting in Court for hearing causes, sat in the Court-house at an average of one hour a day and at Chambers with other Judges 25 hours during the year for transaction of administrative business. Acted as Chief Justice from 1st January to 12th February both days inclusive. |
| The Honourable Mr. Justice Fayley. | Sits on the Original Side. | | | | | Sat in the Court-house one hour and at Chambers with other Judges 12 hours for transaction of administrative business. |
| The Honourable Mr. Justice Scott. | Sits on the Original Side. | 14 | | 4 43 | | In addition to sitting in Court for hearing causes, sat in the Court-house at an average of one hour a day and at Chambers with other Judges 6 hours during the year for transaction of administrative business. Did home work for 5 days, 2 days in reading Criminal cases during the October vacation and 3 days in reading Appeals. |
| The Honourable Mr. Justice Nana- Uthai Hariddis. | From 1st January to 31st December. | 171 | | 4 43 | | Was on duty during the October vacation. In addition to sitting in Court for hearing causes, sat in Chambers with other Judges 43 hours during the year for transaction of administrative business. Also did admission work and administrative business during midday intervals at an average of 1 hour a day. Did home work in reading Criminal cases and in transaction of administrative business for 59 days. Was on duty during the May vacation. |
| The Honourable Mr. Justice Bird- wood. | From 1st January to 31st December. | 155 | | 4 40 | | In addition to sitting in Court for hearing causes, sat in the Court-house at an average of 1½ hour a day and at Chambers with other Judges 51 hours during the year for transaction of administrative business. Did home work in reading Criminal cases and in transaction of administrative business for 81 days. |
| The Honourable Mr. Justice Ja- line. | Sits on the Original Side. | 45 | | 4 39 | | In addition to sitting in Court for hearing causes, sat in the Court-house at an average of 1½ hour a day and at Chambers with other Judges 24 hours during the year for transaction of administrative business. Did home work in reading Criminal cases and in transaction of administrative business for 14 days. |
| The Honourable Mr. Justice Par- sons. | From 1st January to 31st December. | 149 | | 4 42 | | Was on duty during the October vacation. In addition to sitting in Court for hearing causes, sat in the Court-house at an average of 1½ hour a day and at Chambers with other Judges 43 hours during the year for transaction of administrative business. Did home work in reading Criminal cases and in transaction of administrative business for 63 days. Was on duty during the May vacation. |

Note - The Court commenced its sittings after the close of the Christmas vacation on the 9th January, and it was closed for Easter vacation from 29th March to 2nd April, for May vacation from 7th May to 24th June, for October vacation from 15th October to 14th November, and for Christmas vacation from 24th December to the end of the year.

Her Majesty's High Court of Judicature,
Appellate Side, Bombay, 2nd October 1883.

G. JACOB,
Acting Registrar.

Statement showing the number of days the Chief Justice and each of the Judges of the High Court of Bombay sat in Court and in Chambers in the Court-house during the Calendar year 1888.

| 1 | 2 | 3 | 4 | 5 | | 6 |
|-------------------------------------|--|--|--|---------------------------------------|---|--|
| Name of Judge. | Portion of year during which the Judge was as such present on duty. | Number of days on which the Judge sat in Court for hearing causes. | Number of days (if any) not included in Column 3 on which the Judge sat in the Court-house for the transaction of administrative business. | AVERAGE LENGTH OF DAILY SITTINGS. | | REMARKS. |
| | | | | (a) For hearing causes (Column 3). | (b) For transaction of administrative business (Column 4). | |
| The Honourable the Chief Justice. | See remarks as to 13th February to 5th May, 10th June to 13th October and from 16th November to 23rd December. | vacation. 33 (a) | | H. m. 4 54 | | (a) The Honourable the Chief Justice returned from leave and assumed charge of his office on the 13th February 1888. He usually sits once week in the Appeal Court, Original Side. He also frequently during the week is occupied at the midday interval with the Prothonotary in settling administrative matters. The Christmas holidays are usually from 24th December to 6th January, both days inclusive. |
| The Honourable Mr. Justice Bayley | 7th January to 5th May, 10th June to 13th October and from 16th November to 30th December. | 194 (b) | | 4 53½ | | The May vacation was from 7th May to 8th June and the October vacation from 15th October to 14th November, both days inclusive. The Honourable Mr. Justice Nanabhai and Mr. J. Parsons were on duty during the May vacation and sat one day each in Insolvent Court and the Honourable Mr. Justice Scott and Mr. Justice Jardine were on duty during the October vacation. |
| The Honourable Mr. Justice Scott. | 7th January to 5th May, 10th June to 23rd December. | 159 (c) | | 4 47½ | | The Chamber Judge usually sits in Chambers from 10-30 to 11 A.M. except one day a week when opposed cases are taken and last longer. Mr. Justice Scott was Chamber Judge from 7th January to 13th October and Mr. Justice Bayley from 15th November to 23rd December. The Honourable Mr. Justice Bayley acted as Chief Justice from 1st January to 13th February. The Judges sit out of Court one day in the week to prepare and write their judgments. |
| The Honourable Mr. Justice Jardine. | 7th January to 5th May, 10th June to 13th October. | 157 (d) | | 4 50 | | (b) The Honourable Mr. Justice Bayley sat as Commissioner in the Insolvent Court for 52 days out of the number shown in column 3; this Court usually sits for 5 hours, and in addition to the 194 days in column 3 he sat in Chambers for 22 days at an average of 1 h. 2½ m. each day. |
| The Honourable Mr. Justice Parsons. | From 16th November to 23rd December. | 10 (e) | | 4 3 | | (c) The Honourable Mr. Justice Scott sat in Insolvent Court for three days, and in Chambers for 25 days for 5 hours 1 minute each day and on 123 days on an average for 31½ minutes each day in addition to the sittings in Court in column 3. (d) The Honourable Mr. Justice Jardine sat on the Original Side from 7th January to 13th October; he also sat 1 day in Insolvent Court. (e) The Honourable Mr. Justice Parsons sat in Chambers, Original Side, on the 12th and 16th May and 1 day in Insolvent Court, and for 9 days in Court from 15th November to 23rd December. N. B.—The regular sittings are on an average of 5 hours 15 minutes a day; but the Courts sometimes rise earlier, for instance, to attend a Levee, or a meeting of the Judges, or the list on the board having been gone through, and sometimes it is too late to commence a fresh suit without heavy expense to suitors. |