
REPORT

ON THE

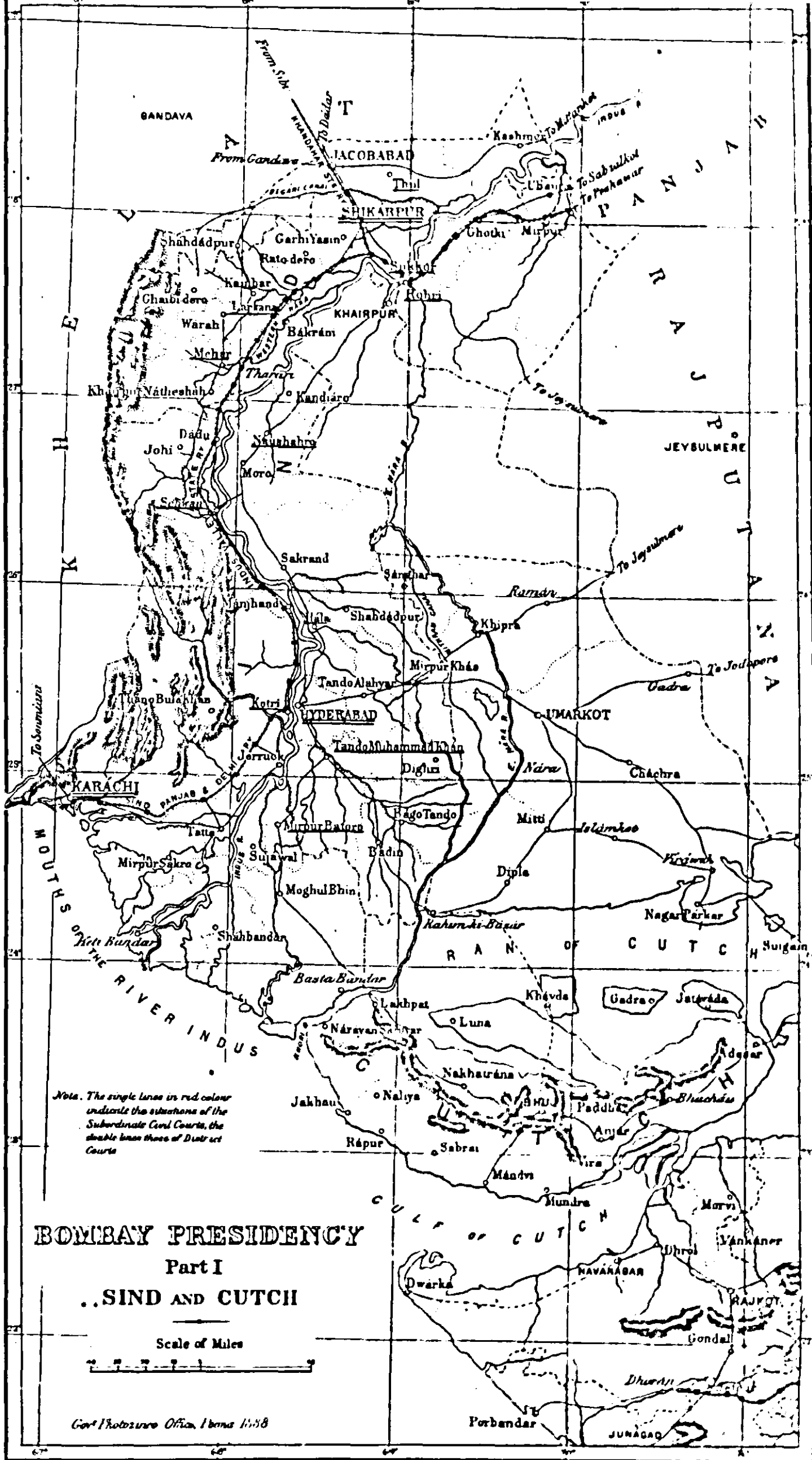
ADMINISTRATION OF CRIMINAL AND
CIVIL JUSTICE

IN THE

BOMBAY PRESIDENCY

For the Year 1887.

[Price—9 Annas.]



Note. The single lines in red colour indicate the situations of the Subordinate Court Courts, the double lines those of District Courts

BOMBAY PRESIDENCY
Part I
SIND AND CUTCH

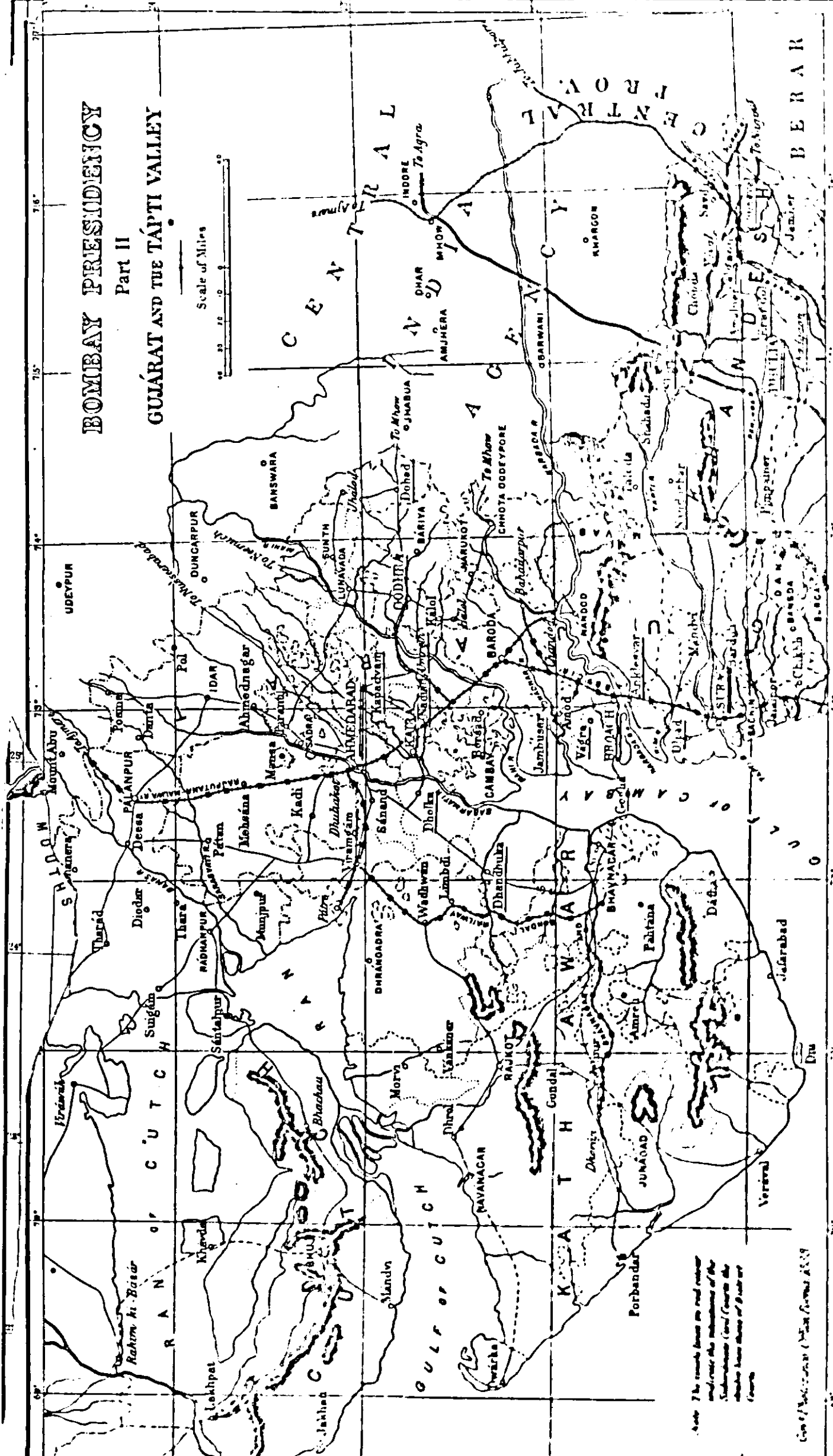


BOMBAY PRESIDENCY

Part II

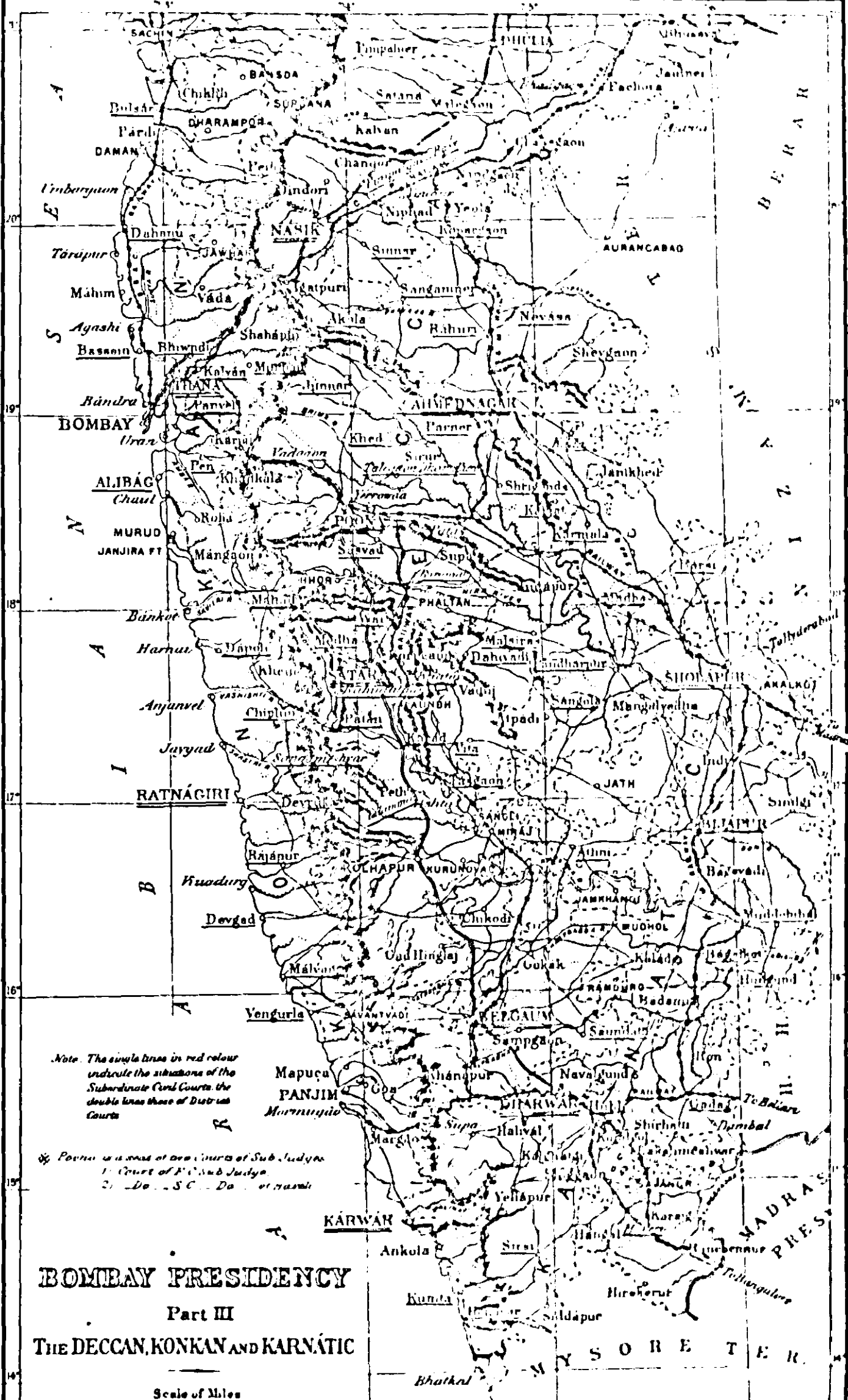
GUJARAT AND THE TÁPTI VALLEY

Scale of Miles



Note: The route from the red center indicates the subdivisions of the Subdivision (and from the black line those of Districts).

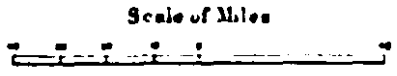
Genl. Secy. to Govt. (Dist. Commr.) 1889



Note. The single lines in red colour indicate the situations of the Subordinate Civil Courts the double lines those of District Courts

*of Police is a mark of two Courts of Sub Judge
 1. Court of P. & S. Judge
 2. Do. S. C. Do. of District*

BOMBAY PRESIDENCY
 Part III
THE DECCAN, KONKAN AND KARNATIC



No. 1906-A of 1888.

From

G. JACOB, ESQUIRE,
Acting Registrar, High Court,
Appellate Side, Bombay;

To

THE SECRETARY TO GOVERNMENT,
Judicial Department, Bombay.

Bombay, 19th November 1888.

SIR,

I am directed to forward to you the accompanying Report of the Administration of Criminal and Civil Justice in the Bombay Presidency for the year 1887, together with the Report of the Judicial Commissioner in Sind. Judicial Statements Nos. 1 to 13 accompany the report.

2. I regret the delay in submitting these reports. It is due to the late receipt of the report from Sind, and to the necessity for referring statements back to some districts for correction.

3. The returns prescribed by Resolution of the Government of India, No. ²⁹₁₇₈₈₋₉₈ of the 3rd November last, forwarded with your letter No. 6726 of the 21st idem, will be submitted very shortly on the return of all the Honourable the Judges on the re-opening of the Court after the vacation.

I have the honour to be,

Sir,

Your most obedient servant,

G. JACOB,

Acting Registrar.

No. 1906-A OF 1888.

From

G. JACOB, ESQUIRE,
Acting Registrar, High Court,
Appellate Side, Bombay;

To

THE SECRETARY TO GOVERNMENT,
Judicial Department, Bombay.

Bombay, 13th November 1888.

SIR,

I am directed to forward to you the accompanying Report of the Administration of Criminal and Civil Justice in the Bombay Presidency for the year 1887, together with the Report of the Judicial Commissioner in Sind. Judicial Statements Nos. 1 to 13 accompany the report.

2. I regret the delay in submitting these reports. It is due to the late receipt of the report from Sind, and to the necessity for referring statements back to some districts for correction.

3. The returns prescribed by Resolution of the Government of India, No. $\frac{29}{1788-93}$ of the 3rd November last, forwarded with your letter No. 6726 of the 21st idem, will be submitted very shortly on the return of all the Honourable the Judges on the re-opening of the Court after the vacation.

I have the honour to be,

Sir,

Your most obedient servant,

G. JACOB,
Acting Registrar.

**REPORT ON THE ADMINISTRATION OF CRIMINAL JUSTICE
IN THE PRESIDENCY OF BOMBAY FOR THE YEAR 1887.**

This report relates to the administration of justice by the Criminal Courts in the Regulation Provinces of the Presidency and in the Province of Sind, as well as the Courts of the Presidency Magistrates, and represents the work done by those Courts.

2. The area and population of the abovementioned provinces are as follows, according to the census of 1881:—

	Area in square miles.	Population.
Regulation Provinces	76,026	14,010,591
Sind	48,326	2,413,823

3. The Courts which form the subject of this report are:—

Regulation Provinces.

The High Court.

15 Sessions Judges and Joint Sessions Judges.

*6 Assistant Sessions Judges.

18 District Magistrates.

3 Presidency Magistrates.

125 Magistrates of the First Class.

200 Magistrates of the Second Class.

197 Magistrates of the Third Class.

13,882 Police Pâtîls with criminal jurisdiction under Bombay Act VIII of 1867.

Sind.

The Sadar Court.

3 Sessions Judges.

5 District Magistrates, of whom 2 were invested with special powers as Deputy Commissioners under Section 30 of the Code of Criminal Procedure.

26 Magistrates of the First Class.

65 Magistrates of the Second Class.

44 Magistrates of the Third Class.

4. The Judges mentioned above are all paid. During the year under report there were 62 Honorary Magistrates in the Presidency proper, but none in Sind.

5. Of the Judges of the High Court 6 were Europeans, and one a Native. Of the Sessions Judges, Joint Sessions Judges and Assistant Sessions Judges, including those in Sind, all were Europeans except 4 who were Natives. Eighty-six of the First Class Magistrates were Europeans and 91 Natives. Of the Second and Third Class Magistrates all were Natives except 4 and 5 respectively.

6. The total number of offences reported during the year was 133,299, of which 110,325 were returned as true. The corresponding numbers for the preceding year were 138,208 and 116,170 respectively. The proportion of offences returned as true has thus fallen from 84.2 to 85.1 per cent.

7. The following table shows the classification of offences returned as true according to the headings given in Statement No. 2, for the year 1887 as compared with those for the previous two years:—

* NOTE.—The number of Assistant Sessions Judges sanctioned is 6, but the average number working during the year under report was only 4.

No.	Class.	1885.	1886.	1887.	1886.		1887.	
					Increase.	Decrease.	Increase.	Decrease.
1	Offences against the State	1	...	1	1
2	Offences relating to the Army and Navy, Chapter VII
3	Offences against the public tranquillity, Chapter VIII ...	372	462	438	90	24
4	Offences by or relating to public servants, Chapter IX ...	67	104	92	37	12
	Attempts at do. ...	1	...	1	...	1	1	...
5	Contempts of the lawful authority of public servants, Chapter X ...	724	658	655	...	66	...	3
	Attempts at do. ...	4	...	6	...	4	6	...
6	False evidence and offences against public justice, Chapter XI ...	697	798	731	101	67
	Attempts at do. ...	3	2	2	...	1
7	Offences relating to coin and Government stamps, Chapter XII ...	121	110	80	...	11	...	30
	Attempts at do. ...	1	1	1
8	Offences relating to weights and measures, Chapter XIII ...	198	128	121	...	70	...	7
	Attempts at do.	9	...	9	9
9	Offences affecting public health, safety, convenience, decency and morals, Chapter XIV ...	1,235	1,079	955	...	156	...	124
	Attempts at do. ...	1	4	...	3	4
10	Offences relating to religion, Chapter XV ...	43	25	34	...	18	9	...
11	Offences affecting life ...	350	344	311	...	6	...	33
	Attempts at do. ...	71	99	81	28	18
12	Causing of miscarriage, injuries to unborn children, exposure of infants, and the concealment of births ...	64	58	50	...	6	...	8
	Attempts at do. ...	1	4	...	3	4
13	Hurt ...	18,746	19,559	21,508	813	...	1,949	...
	Attempts at do. ...	12	24	101	12	...	77	...
14	Wrongful restraint and wrongful confinement ...	354	329	425	...	25	96	...
	Attempts at do. ...	5	...	1	...	5	1	...
15	Criminal force and assault ...	2,805	5,862	6,374	3,057	...	512	...
	Attempts at do. ...	3	8	76	5	...	68	...
16	Kidnapping, forcible abduction, slavery and forced labour ...	59	68	81	9	...	13	...
	Attempts at do. ...	2	1	1	...	1
17	Rape ...	59	63	46	4	17
	Attempts at do. ...	6	9	10	3	...	1	...
18	Unnatural offences ...	25	20	11	...	5	...	9
	Attempts at do. ...	2	1	1	...	1
19	Theft ...	8,811	9,793	9,349	982	444
	Attempts at do. ...	47	45	49	...	2	4	...
20	Extortion ...	75	79	73	4	6
	Attempts at do.	1	1	1
21	Robbery and dacoity ...	205	266	253	61	13
	Attempts at do. ...	2	2	4	2	...
22	Criminal misappropriation of property ...	540	557	559	17	...	2	...
	Attempts at do. ...	2	7	2	5	5
23	Criminal breach of trust ...	601	799	689	198	110
	Attempts at do.	1	5	1	...	4	...
24	Receiving of stolen property ...	869	968	1,063	99	...	95	...
	Attempts at do. ...	6	5	8	...	1	3	...
25	Cheating ...	332	467	471	135	...	4	...
	Attempts at do. ...	2	3	2	1	1
26	Fraudulent deeds and disposition of property ...	15	20	13	5	7
	Attempts at do. ...	1	...	3	...	1	3	...
27	Mischief ...	3,470	3,132	3,511	...	338	379	...
	Attempts at do. ...	8	7	20	...	1	13	...
28	Criminal trespass ...	2,918	2,816	2,910	...	102	94	...
	Attempts at do. ...	15	21	15	6	6
29	Offences relating to documents and to trade or property marks ...	55	56	58	1	...	2	...
	Attempts at do.	1	1	...
30	Criminal breach of contract of service ...	21	10	23	...	11	13	...
31	Offences relating to marriage ...	803	935	1,028	132	...	93	...
	Attempts at do. ...	2	...	5	...	2	5	...
32	Defamation ...	195	182	232	...	13	50	...
	Attempts at do.	3	...	3	3
33	Criminal intimidation, insult and annoyance ...	5,704	4,263	3,962	...	1,441	...	301
	Attempts at do. ...	1	2	2	1
34	Offences under Special and Local Laws ...	22,553	61,900	54,323	39,347	7,577

8. There are not such large variations as compared with the preceding year as were exhibited by the figures for 1886. Cases, under Chapter XIV of the Indian Penal Code have diminished in number from 1,079 to 955, cases of

criminal breach of trust from 799 to 689, cases of criminal intimidation &c. from 4,263 to 3,962, and offences under special and local laws from 61,900 to 54,323. The most marked increase is noticeable in the case of hurt (1,949), criminal force and assault (512), and receiving stolen property (95). There were no offences against the State.

9. Of the 311 offences affecting human life, 170 were murders as compared with 166 in 1886. The following table shows the classification of such offences with regard to the motives for which they were committed as compared with the preceding year:—

	Number.	
	1886.	1887.
From causes connected with women	66	59
Of children for the sake of their ornaments	9	16
Other murders for the sake of gain... ..	20	14
For other motives	71	81
Total	166	170

10. There is thus a slight increase in the number of murders, the figures however being still below those of 1885.

11. The offences entered in the table in paragraph 6 under the heading "Special and Local Laws" consist principally of offences under the Cattle Trespass Act, the Abkari Act (Bombay), the Presidency Town, District and Village Police Acts, the Cantonment Act, the Public Conveyances Act (Bombay), and the Municipal Acts.

12. The following table shows the number of offences reported to have occurred in each district, including Sind, with the ratio of the number of offences to the population, for the year under report as compared with the preceding year:—

Names of Districts.	Population.	Offences.		Ratio of the number of Offences to the Population.	
		1886.	1887.	1886.	1887.
Ahmedabad	8,56,324	5,645	5,765	1 to 152	1 to 149
Kaira	8,04,800	3,661	3,109	1 to 220	1 to 259
Panch Mahals... ..	2,55,479	886	965	1 to 295	1 to 265
Broach	3,26,930	1,674	1,887	1 to 195	1 to 173
Surat	6,14,198	3,232	3,590	1 to 190	1 to 171
Thana	8,07,367	6,299	7,281	1 to 128	1 to 111
Kolaba	4,82,830	2,685	2,705	1 to 180	1 to 178
Nasik	7,81,206	4,159	4,135	1 to 188	1 to 189
Khandesh	12,37,231	3,634	3,838	1 to 340	1 to 322
Ahmednagar	7,51,228	3,617	3,758	1 to 208	1 to 200
Poona	9,00,621	9,002	8,893	1 to 100	1 to 101
Sholapur	5,82,487	1,638	2,144	1 to 356	1 to 272
Satara	10,62,350	3,023	3,002	1 to 351	1 to 354
Belgaum	8,64,014	2,550	2,604	1 to 339	1 to 342
Dharwar	8,82,907	1,971	1,785	1 to 448	1 to 495
Bijapur	6,88,493	1,619	1,616	1 to 394	1 to 395
Kanara	4,21,840	1,136	1,244	1 to 371	1 to 339
Ratnagiri	9,97,090	1,956	2,074	1 to 510	1 to 481
Karachi	4,78,688	4,038	5,052	1 to 119	1 to 95
Hyderabad	7,54,624	4,910	4,921	1 to 154	1 to 153
Shikarpur	8,52,986	5,371	4,977	1 to 159	1 to 171
Upper Sind Frontier	1,24,181	734	890	1 to 169	1 to 140
Thar and Parkar	2,03,344	862	772	1 to 236	1 to 263
Bombay	7,73,196	41,878	33,818	1 to 18	1 to 23

criminal breach of trust from 799 to 689, cases of criminal intimidation from 4,263 to 3,962, and offences under special and local laws from 611 to 754,323. The most marked increase is noticeable in the case of larceny (1,949), criminal force and assault (512), and receiving stolen property (95). There were no offences against the State.

9. Of the 311 offences affecting human life, 170 were murders as compared with 166 in 1886. The following table shows the classification of such offences with regard to the motives for which they were committed as compared with the preceding year:—

	Number	
	1886	1887
From causes connected with women	65	79
Of children for the sake of their ornaments	9	16
Other murders for the sake of gain...	29	14
For other motives	71	61
Total	166	170

10. There is thus a slight increase in the number of murders, the figures however being still below those of 1885.

11. The offences entered in the table in paragraph 6 under the heading "Special and Local Laws" consist principally of offences under the Cattle Trespass Act, the Abkari Act (Bombay), the Presidency Town, District and Village Police Acts, the Cantonment Act, the Public Conveyances Act (Bombay), and the Municipal Acts.

12. The following table shows the number of offences reported to have occurred in each district, including Sind, with the ratio of the number of offences to the population, for the year under report as compared with the preceding year:—

Names of Districts.	Population.	Offences.		Ratio of the number of Offences to the Population.	
		1886.	1887.	1886.	1887.
Ahmedabad	8,56,324	5,615	5,765	1 to 152	1 to 149
Kaira	8,01,800	3,661	3,109	1 to 220	1 to 259
Panch Mahals	2,55,479	886	965	1 to 285	1 to 265
Broach	3,26,930	1,674	1,887	1 to 195	1 to 173
Surat	6,14,198	3,232	3,599	1 to 189	1 to 171
Thana	8,07,367	6,299	7,281	1 to 128	1 to 111
Kolaba	4,82,830	2,685	2,705	1 to 189	1 to 178
Nasik	7,81,266	4,159	4,135	1 to 188	1 to 190
Khandesh	12,37,231	3,634	3,828	1 to 340	1 to 322
Ahmednagar	7,91,228	3,617	3,758	1 to 298	1 to 290
Poona	9,00,621	9,092	8,893	1 to 109	1 to 101
Sholapur	5,82,487	1,638	2,144	1 to 356	1 to 272
Satara	10,62,370	3,023	3,092	1 to 351	1 to 354
Balgaum	8,64,014	2,550	2,694	1 to 339	1 to 322
Dharwar	8,82,997	1,971	1,785	1 to 448	1 to 495
Bijapur	6,38,433	1,619	1,616	1 to 394	1 to 395
Kannara	4,21,840	1,136	1,214	1 to 371	1 to 349
Ratnagiri	9,97,090	1,936	2,974	1 to 519	1 to 341
Karnati	4,78,688	4,688	4,932	1 to 110	1 to 95
Hyderabad	7,54,624	4,919	4,921	1 to 154	1 to 153
Sikrapur	8,52,956	5,371	4,967	1 to 170	1 to 171
Upper Sind Frontier	1,24,181	734	836	1 to 169	1 to 149
Lower Sind Frontier	2,90,344	1,132	1,772	1 to 256	1 to 163
Bombay	7,73,136	41,278	53,818	1 to 18	1 to 14

Class.	Persons acquitted and discharged.	Persons convicted.	Ratio of column 2 to column 1.
Rape	58	18	76.24
Attempts at rape	6	1	86.14
Unnatural offence	13	2	87.13
Attempts at ditto	1	...	100.0
Theft	4,461	8,405	35.65
Attempts at ditto	17	47	27.73
Extortion	153	33	82.18
Attempts at ditto	1	...	100.0
Robbery and dacoity	388	257	60.40
Attempts at ditto	1	1	50.50
Criminal misappropriation of property	525	300	64.36
Attempts at ditto	2	0.100
Criminal breach of trust	457	278	62.38
Attempts at ditto	3	0.100
Receiving of stolen property	706	948	43.57
Attempts at ditto	6	4	60.40
Cheating	521	115	82.18
Attempts at ditto	1	2	33.67
Fraudulent deeds and disposition of property	20	2	91.9
Attempts at ditto ditto	1	4	20.90
Mischief	6,585	1,003	87.13
Attempts at ditto	32	3	91.9
Criminal trespass	3,501	1,667	68.32
Attempts at ditto	4	29	12.88
Offences relating to documents and to trade or property marks... ..	85	30	74.26
Attempts at ditto ditto	2	...	100.0
Criminal breach of contracts of service	43	5	90.10
Offences relating to marriage	1,797	142	93.7
Attempts to ditto	10	...	100.0
Defamation	374	47	8.11
Criminal intimidation, insult and annoyance	7,533	620	9.8
Attempts at ditto ditto	9	...	10.0
Offences under special and local laws	8,637	51,673	14.86
Total	96,035	75,998	56.44

18. The proportion of acquittals is highest in the cases of hurt, criminal force, rape &c., extortion, cheating, mischief, offences relating to marriage, defamation, criminal intimidation, &c. The number of convictions ranges highest in the cases of offences relating to the public health, safety and convenience &c., and offences under special and local laws. The remarks made in previous reports with regard to the variation of the ratio in different classes of offences hold good as applied to the results of the year under report and need not be repeated here.

19. During the year under report 743 cases involving 762 European British subjects were brought to trial, of which one case involving 1 person remained undisposed of at the end of the year. The offences were principally hurt, criminal force and assault, and offences under special and local laws, the number of cases under the last-named heading being 620 or 83.45 per cent. of the whole number. Of the 762 persons tried 652 were convicted and 107 acquitted and discharged, the ratio of the number acquitted and discharged to the number convicted being 14.86 as compared with 13.87 in 1886.

20. The number of miscellaneous cases before the Criminal Courts during the year under report was 1,583, involving 2,033 persons of whom 3 remained under trial at the close of the year. Of these, 920 persons were discharged and 1,110 convicted. In the year 1886 there were 1,907 cases in which 2,411 persons were involved, the number of discharges and convictions being respectively 763 and 1,436. These cases comprise proceedings under Chapter VIII of the Criminal Procedure Code for taking security for keeping the peace, and

for good behaviour, as also proceedings for the forfeiture of bail or recognizance, maintenance and local nuisance cases, and orders with regard to frivolous or vexatious complaints under Section 250 of the Criminal Procedure Code.

21. Of the 1,74,122 persons who were brought to trial during the year 3,615 were placed before village officers, 3,320 before Special Magistrates, 7,246 before Honorary Magistrates sitting singly, 1,25,908 before Stipendiary Magistrates other than District and Sub-divisional Magistrates, and 1,037 before Benches of Magistrates. There were 308 referred to District and Divisional Magistrates under sections 347 and 349 of the Criminal Procedure Code, and 32,789 came before the District and Divisional Magistrates directly. There were 1,294 under trial in the Courts of Session and 75 before the High Court and the Sadar Court in Sind. As persons committed or referred are reckoned twice over, it follows that the total of the several details given above, *viz.* 1,75,592, does not tally with the total number of persons actually brought to trial before the various Courts.

22. The High Court during the year disposed of 32 cases, in which 41 persons were involved. Of these 29 were convicted and 12 acquitted. The number of persons tried in 1886 in 39 cases was 46, of whom 12 were acquitted and 34 convicted.

23. On the Appellate Side of the High Court 14 cases involving 17 persons were received for confirmation of sentence of death, and 5 cases involving 7 persons were referred to the High Court by Sessions Judges under Section 307, Criminal Procedure Code. Of these, 4 persons were acquitted and 17 were convicted, the sentence of death being confirmed in the case of 6 persons; and 3 cases involving 3 persons remained pending at the end of the year.

24. The Sadar Court in Sind as a Court of reference disposed of 10 cases, involving 10 persons, referred to it for confirmation of sentence of death. In 7 cases the sentence was confirmed, in 1 it was commuted to transportation, and in 2 cases reversed.

25. In the Courts of Session 1,271 persons (exclusive of the 23 whose cases were referred to the High Court and the Sadar Court in Sind) were under trial during the year, as compared with 1,399 in 1886. Of that number 2 escaped, 606 were acquitted, 584 convicted, and 79 remained under trial at the end of the year. The ratio of acquittals to convictions is 51·49 as compared with 48·54 in 1886.

26. Exclusive of 1,447 whose cases were committed or referred to superior Courts, the Magistrates of the various classes had before them during the years the numbers shown in the following table which also gives the numbers for the preceding two years:—

	1885.	1886.	1887.
Persons under trial	1,28,934	1,70,085	1,69,161
Died, escaped or transferred	47	52	63
Acquitted or discharged	86,064	87,485	93,951
Convicted	41,312	81,021	73,206
Remaining under trial	1,511	1,527	1,941

The ratio of the number of persons acquitted and discharged to that of those convicted was 56·21 as against 51·92 in 1886.

27. The police pátils had before them 3,615 persons against 3,825 in 1886. In the year under report 1,460 persons were acquitted and discharged and 2,154 were convicted, one person remaining under trial at the end of the year.

28. The duration of trials before Special, Stipendiary and District and Divisional Magistrates as well as before the Courts of Session and the High Court and Sadar Court in Sind respectively is shown in the following table:—

	1886.	1887.
Special Magistrates	3,046	2,583
Stipendiary Magistrates	4,121	3,093
District and Divisional Magistrates	512	3,363
Courts of Session	23,385	22,96
High Court, Original Side	412	3175
Sadar Court in Sind	104	109

There is an improvement noticeable with regard to all the Courts named above except the Sadar Court in Sind.

29. The total number of witnesses examined by all the Criminal Courts was 4,02,447 as compared with 3,52,668 in 1886. Of these 4,210 were examined before police patils; 3,92,139 before Magistrates; 5,866 before Courts of Session, and 202 before the High Court and Sadar Court in Sind. The Magistrates' Courts are thus responsible for the increase in the number of witnesses examined as compared with the preceding year.

30. The High Court on its Original Side passed one sentence of death. On its Appellate Side the High Court confirmed six sentences of death and the Sadar Court in Sind confirmed seven sentences of death. In 1886 there were 23 sentences of death confirmed, 22 by the High Court and 6 by the Sadar Court in Sind, no sentence of death being passed by the High Court on its Original Side.

31. In the year under report 158 persons were sentenced to transportation as against 188 in 1886.

32. No sentence of penal servitude was passed.

33. There were 14,410 persons sentenced to imprisonment, as compared with 15,496 in 1886.

34. No sentence of forfeiture of property was passed in 1887 as in the preceding three years.

35. There were 57,434 persons sentenced to fine as compared with 63,623 in 1886. The aggregate amount of fines imposed and realized and the total amount paid as compensation in the years 1886 and 1887 respectively are shown in the following table:—

	1886.			1887.		
	Rs.	a.	p.	Rs.	a.	p.
Total of fines imposed	3,35,428	13	9	3,12,209	12	7
Total of fines realized	2,69,670	12	5	2,61,832	5	1
Compensation paid	17,342	2	11	18,970	14	5

36. 556 persons were sentenced to be whipped during the year under report as against 573 in 1886.

37. Of the sentences of whipping referred to in the last paragraph, 371 were passed under Sections 2 and 3 of Act VI of 1864 in lieu of other punishments, 50 under Sections 3 and 4 in addition to other punishments, and 135 on juvenile offenders under Section 5 of the Act for offences not punishable with whipping under Sections 2, 3 and 4.

38. The sentences of whipping are classified as follows according to the number of stripes awarded:

38 sentences not exceeding 5 stripes.					
190 sentences exceeding 5 and not exceeding 10 stripes.					
198	do.	10	do.	15	do.
83	do.	15	do.	20	do.
19	do.	20	do.	25	do.
28	do.	25	do.	30	do.

39. The percentage of sentences of whipping to other punishments awarded during the year was 1.832.

40. The total number of appellants and applicants for revision before the Courts during the year (exclusive of 168 persons whose cases were referred for revision to the High Court) was 6,757, and 59 applications involving 191 accused persons were made by complainants for revision. Of these persons one died; 1,634 had their appeals or applications rejected; 2,915 had their sentences confirmed and 46 had their sentences enhanced; the sentences of 521 were reduced or otherwise modified and of 1,365 reversed; in the case of 52 persons the proceedings were quashed and in the case of 175 a new trial or further enquiry was ordered and the cases of 239 persons remained undisposed of at the end of the year.

41. As a Court of Appeal the High Court had to deal with appeals of 249 persons from convictions by the Courts of Session. In 122 cases the appeal was summarily rejected, in 57 the sentence was confirmed, in 18 modified and in 23 reversed, new trials being ordered in the cases of 3 persons. The appeals of 26 persons were pending at the end of the year. No appellant died or escaped. In 1886 there were appeals of 416 persons before the High Court. The ratio of the number of persons whose appeals were rejected and that of those whose sentences were modified or reversed to the total number of appellants whose appeals were disposed of, are shown in the following table:—

	Number.	Per centage.
Abated, rejected or dismissed ...	179	80.27
Sentences modified ...	18	8.07
Convictions and sentences reversed ...	23	10.31

42. The High Court reviewed the proceedings in the cases of 672 persons, the cases of 429 persons being sent for chiefly on examination of the monthly criminal calendars and the cases of the remaining 243 persons being taken up on their applications to this Court. It enhanced the sentences of 33, modified the sentences of 42 and reversed the sentences of 190 persons, not interfering in the cases of the remaining 292 persons. In the cases of 27 persons new trials were ordered, in the cases of 4 persons the proceedings were quashed, and the cases of 84 persons remained pending at the end of the year. In 1886 the number of persons in whose cases proceedings were reviewed was 636. The following table shows the number of criminal cases of all kinds from each district reviewed by the High Court during the year under report:—

Districts.	Confirmation cases.	Appeals.	Cases reviewed.	References.	Total.
Ratnágiri	5	16	16	37
Dhárwár ...	2	12	22	5	41
Kánara ...	1	7	6	10	24
Belgaum	13	17	3	33
Sholápur-Bijápur ...	2	27	19	14	62
Poona ...	1	6	30	11	48
Khándesh	23	17	15	60
Ahmednagar ...	1	9	11	8	29
Sátára ...	1	14	9	4	28
Násik...	8	25	11	44
Thána ...	2	9	24	16	51
Kolába	1	9	3	13
Surat...	8	24	12	44
Broach ...	3	6	6	3	18
Ahmedabad	51	9	104
Kaira... ...	2	42	12	2	14
Panch Maháls	5	1	6
Bombay City	3	28	1	32
Sind (Sukkur)	1	...	1
Aden ...	1	1
Nágpur	1	...	1
Total ...	16	198	333	144	691

13. There were 8 appeals to the High Court in 1886, as compared with 19 by Government to the High Court, as compared with 19 persons in the preceding year. In the case of the appeals, 21 were rejected or dismissed. The sentences of 2 were confirmed, and 1 was ordered in the case of 1 person, and the appeals remained 14 persons pending at the end of the year.

14. The Salar Court in Sind received 141 appeals from 15 persons, as compared with 91 persons in 1885. The appeals of 19 persons were confirmed, and the Court confirmed the sentences of 21 persons, modified 11, and 11 persons had reversed those of 8 persons.

15. As a Court of Revision the Salar Court in Sind received 117 cases of 379 persons, as compared with 316 persons in 1885. It confirmed 13 sentences of 11 persons, modified those of 29 persons and reversed 113 persons. It ordered new trials in the cases of 53 persons, and 228 persons of the cases of 228 persons. The cases of 26 persons remained pending at the end of the year.

16. The following table shows the number of appellants and defendants by Sessions Judges of each district:—

District	Number of appellants		Number of defendants	
	1885	1886	1885	1886
Ahmednagar	11	11	11	11
Puneh Mahals	23	23	23	23
Kaira	21	21	21	21
Broach	11	11	11	11
Surat	31	31	31	31
Thana	18	18	18	18
Kolaba	36	36	36	36
Nasik	15	15	15	15
Khândesh	12	12	12	12
Ahmednagar	19	19	19	19
Poona	60	60	60	60
Sholapur-Bijapur	29	29	29	29
Sátara	23	23	23	23
Belgama	13	13	13	13
Dhárwár	9	9	9	9
Ratnágiri	11	11	11	11
Kánara	19	19	19	19
Karachi	67	67	67	67
Hyderabad	3	3	3	3
Thar and Parkar	52	52	52	52
Shikarpur	5	5	5	5
Upper Sind Frontier

17. The Courts of Session had before them appeals of 1,514 persons, in 1886, as compared with 1,418 in 1885. The appeals of 42 persons remained pending at the end of the year. Those of the remaining 1,512 persons were disposed of in the manner shown in the accompanying table:—

District.	Died, escaped or transferred.	Appeals or Applications rejected.	Sentence or Order confirmed.	Sentence reduced or otherwise altered.	Sentence reversed.	Proceedings quashed	New trial, &c., ordered.	Referred to High Court for revision.	Total number disposed of.
Ahmedabad...	...	130	57	31	13	...	1	...	232
Kaira	43	14	20	12	...	1	...	90
Broach	7	10	3	24	44
Surat	12	31	...	5	48
Thána	5	11	24	5	45
Kolába	2	13	4	1	20
Násik	1	9	6	9	...	1	...	26
Khándesh	2	67	3	10	...	1	...	83
Ahmednagar	25	15	...	18	58
Poona	19	15	3	3	40
Sholápur	1	25	2	2	30
Sátára	14	8	1	7	30
Belgaum ...	1	22	4	12	17	...	3	...	59
Bijápur	5	32	4	11	52
Dhárwár	8	54	9	16	87
Ratnágiri	9	13	9	20	51
Kánara	5	12	4	3	24
Panch Maháls	11	7	3	8	29
Karáchi	46	54	17	20	...	1	...	138
Hyderabad	62	14	7	15	...	9	...	107
Thar and Párkar	13	2	...	4	19
Shikárpur	83	17	15	27	...	5	...	147
Upper Sind Frontier.	...	49	7	8	17	...	2	...	83
Total ...	1	574	491	185	267	...	24	...	1,542

48. The percentage of the various methods in which the appeals were disposed of is shown below:—

	Number.	Percentage.
Appellant died, escaped or transferred ...	1	·06
Rejected or sentence confirmed ...	1,065	67·23
Sentence enhanced or modified ...	185	11·68
Sentence reversed, or proceedings quashed or new trial ordered ...	291	18·37

49. In 1886 out of 1,385 persons whose appeals were disposed of by the Courts of Session, the corresponding percentage was as follows:—

	Number.	Percentage.
Appellant died, escaped or transferred ...	2	·14
Rejected or sentence confirmed ...	928	64·09
Sentence enhanced or modified ...	156	10·77
Sentence reversed, proceedings quashed or new trial ordered ...	295	20·37

50. The Courts of Session reviewed the proceedings in cases involving 420 persons as compared with 616 persons in the preceding year, with the following results:—

	1885.	1886.	1887.
Died, escaped or transferred
Not interfered with ...	365	449	313
Sentence enhanced
Do. or order modified	5
Do. reversed ...	15	14	5
Proceedings quashed ...	15	3	11
New trial ordered ...	38	67	25
Referred to High Court ...	100	55	55
Pending at end of year ...	28	23	13

51. The District Magistrates and other First Class Magistrates with appellate powers had before them the appeals of 2,970 persons during the year under report as compared with 2,588 in 1886 and 2,731 in 1885. These appeals were disposed of in the manner shown below :—

	1885.	1886.	1887.
Died or escaped ...	1	14
Appeal rejected ...	323	468	439
Sentences confirmed ...	1,341	1,155	1,502
Do. enhanced ...	1
Do. modified ...	282	304	233
Do. reversed ...	668	570	740
Proceedings quashed ...	30	3	16
New trial ordered ...	8	20	10
Referred to High Court ...	6	5
Pending at end of year ...	71	49	80

52. The percentage of the various modes in which the appeals were disposed of was as follows :—

	1885.	1886.	1887.
Died, escaped or transferred ...	·04	·54
Appeal rejected or sentence confirmed ...	60·93	62·71	65·85
Sentence enhanced or modified ...	10·36	11·75	7·85
Do. reversed, proceedings quashed or new trial ordered ...	25·85	22·91	25·79

53. The District Magistrate reviewed the proceedings in cases affecting 642 persons as compared with 595 persons in 1886. The following table shows the results :—

	NUMBER OF PERSONS.	
	1886.	1887.
District Magistrates did not interfere ...	455	468
New trial ordered ...	9	82
Sentence modified	1
Do. reversed ...	6	1
Proceedings quashed	21
Referred to High Court ...	125	115
Remained pending at end of year	4

54. Trials by jury or with the aid of assessors are held only in the High Court, the Courts of Session and in the Courts of Magistrates under Chapter X of the Criminal Procedure Code. In the High Court criminal trials are held before juries of 9 persons. In districts other than those mentioned below, trials in the Courts of Session are held with the aid of assessors. In the following districts a jury of five persons is used for the trial of the offences shown respectively against each district, *viz.* :

Offences triable.

Belgaum	{	All offences punishable with death, transportation for life, or imprisonment for 10 years.
Poona	{	Offences under Chapters VIII, XI, XII, XVI, XVII, XVIII, or any of said chapters with Section 75 of the Indian Penal Code punishable with death, transportation for life, transportation, or imprisonment for a period exceeding 10 years or abetments of or attempts to commit such offences.
Thana, Surat	{	All offences punishable with death, transportation for life, or imprisonment for 10 years.
Ahmedabad		All offences punishable with death.
City of Karachi	{	All offences punishable with death, transportation for life, or imprisonment for 10 years.

55. In the High Court 26 cases were tried by jury, in all of which the Judge accepted the verdict. The number of cases tried in 1886 was 34.

56. In the Courts of Session mentioned in paragraph 54 above there were 133 cases tried by jury, in 129 of which the Judge accepted the verdict. In the remaining 4 cases the Judge objected wholly to the verdict and referred them to the High Court, which in every case concurred in the opinion of the Sessions Judge, and reversed the verdict.

57. In the Magistrates' Courts under Chapter X of the Criminal Procedure Code there were 10 cases tried by jury, in all of which the verdict was accepted.

58. There were 462 cases tried in the Courts of Session with the aid of assessors as against 482 in 1886. In 318 cases the Judge agreed with the assessors. In 41 cases he differed from one and in 103 cases from both assessors. In 51 cases the opinions of the assessors were not taken.

59. The results of the administration of criminal justice during the year under report as compared with the preceding year may thus be summarised:

There was a decrease of 4,909 in the number of cases reported and of 5,345 in the number of cases returned as true. The number of cases brought to trial during 1886 exceeded the number for the year under report by 5,312 and involved 1,303 more persons. There was a considerable increase in the number of cases of hurt and a decrease of upwards of 6,500 in the number of offences under special and local laws. There was no very appreciable variation in the number of offences of other classes.

60. The ratio of discharges and acquittals to convictions has risen from 51.57 to 55.82 since the preceding year. The number of appellants during the year under report was 6,925 as compared with 6,658 in 1886. The largest number of appeals to the High Court came from the Ahmedabad District which includes the Collectorates of Kaira and Panch Mahals. 970 cases were reviewed by the inferior Courts, but in 80.41 per cent. of those cases they did not interfere. The number of reviews by the High Court has increased by 36, and the number of reviews by the Sadar Court in Sind has also increased by 33. On the whole the working of the Criminal Courts during the year under report has been satisfactory and calls for no special remark.

61. Dr. Pollen's remarks on the working of the system of trial by jury in the Belgaum District have already been communicated to Government under my letter No. 1188 of the 6th July 1888.

62. Mr. Hammick is of opinion that the tendency of juries is too often to acquit. He further notices that in all the jury cases (29 in number) tried by him since he went to Surat, the verdict has been unanimous. From this he infers that there is little or no independence of opinion among the jurors. He observes that in cases in which the Judge was not disposed to agree with the verdict of the jury, he would be much strengthened in case he determined to refer to the High Court by the knowledge that a substantial minority shared his opinion. He considers that to remedy this defect it would be preferable that instead of allowing the jury to retire to consider their verdict each juror should be asked his opinion separately in open Court.

63. To adopt these proposals would be to strike at the root of the trial by jury altogether. If the jurors are not allowed an opportunity of retiring and discussing the evidence together and of returning a common verdict, there is no reason why more weight should be attached to their verdict, than to the opinions of individual assessors in a case tried with the aid of assessors. There would in fact be only an assemblage of jurors, but no jury. Considerable alterations in the Code of Criminal Procedure would also be necessary and the proposed change in the system would not be likely to meet with approval unless at least a very much stronger case were made out for its necessity or expediency.

G. JACOB,
Acting Registrar.

*Her Majesty's High Court of Judicature, Appellate
Side, Bombay, 13th November 1888.*

54. Trials by jury or with the aid of assessors are held only in the High Court, the Courts of Session and in the Courts of Magistrates under Chapter X of the Criminal Procedure Code. In the High Court criminal trials are held before juries of 9 persons. In districts other than those mentioned below, trials in the Courts of Session are held with the aid of assessors. In the following districts a jury of five persons is used for the trial of the offences shown respectively against each district, viz. :

Offences triable.

Belgaum	{ All offences punishable with death, transportation for life, or imprisonment for 10 years.
Poona	{ Offences under Chapters VIII, XI, XII, XVI, XVII, XVIII, or any of said chapters with Section 75 of the Indian Penal Code punishable with death, transportation for life, transportation, or imprisonment for a period exceeding 10 years or abetments of or attempts to commit such offences.
Thána, Surat	{ All offences punishable with death, transportation for life, or imprisonment for 10 years.
Ahmedabad	All offences punishable with death.
City of Karáchi	{ All offences punishable with death, transportation for life, or imprisonment for 10 years.

55. In the High Court 26 cases were tried by jury, in all of which the Judge accepted the verdict. The number of cases tried in 1886 was 34.

56. In the Courts of Session mentioned in paragraph 54 above there were 133 cases tried by jury, in 129 of which the Judge accepted the verdict. In the remaining 4 cases the Judge objected wholly to the verdict and referred them to the High Court, which in every case concurred in the opinion of the Sessions Judge, and reversed the verdict.

57. In the Magistrates' Courts under Chapter X of the Criminal Procedure Code there were 10 cases tried by jury, in all of which the verdict was accepted.

58. There were 462 cases tried in the Courts of Session with the aid of assessors as against 482 in 1886. In 313 cases the Judge agreed with the assessors. In 41 cases he differed from one and in 103 cases from both assessors. In 54 cases the opinions of the assessors were not taken.

59. The results of the administration of criminal justice during the year under report as compared with the preceding year may thus be summarised :

There was a decrease of 4,909 in the number of cases reported and of 5,315 in the number of cases returned as true. The number of cases brought to trial during 1886 exceeded the number for the year under report by 5,312 and involved 1,303 more persons. There was a considerable increase in the number of cases of hurt and a decrease of upwards of 6,500 in the number of offences under special and local laws. There was no very appreciable variation in the number of offences of other classes.

60. The ratio of discharges and acquittals to convictions has risen from 51.57 to 55.82 since the preceding year. The number of appellants during the year under report was 6,925 as compared with 6,658 in 1886. The largest number of appeals to the High Court came from the Ahmedabad District which includes the Collectorates of Kaira and Panch Maháls. 970 cases were reviewed by the inferior Courts, but in 80.41 per cent. of those cases they did not interfere. The number of reviews by the High Court has increased by 36, and the number of reviews by the Sadar Court in Sind has also increased by 33. On the whole the working of the Criminal Courts during the year under report has been satisfactory and calls for no special remark.

61. Dr. Pollen's remarks on the working of the system of trial by jury in the Belgaum District have already been communicated to Government under my letter No. 1188 of the 6th July 1888.

62. Mr. Hammick is of opinion that the tendency of juries is too often to acquit. He further notices that in all the jury cases (29 in number) tried by him since he went to Surat, the verdict has been unanimous. From this he infers that there is little or no independence of opinion among the jurors. He observes that in cases in which the Judge was not disposed to agree with the verdict of the jury, he would be much strengthened in case he determined to refer to the High Court by the knowledge that a substantial minority shared his opinion. He considers that to remedy this defect it would be preferable that instead of allowing the jury to retire to consider their verdict each juror should be asked his opinion separately in open Court.

63. To adopt these proposals would be to strike at the root of the trial by jury altogether. If the jurors are not allowed an opportunity of retiring and discussing the evidence together and of returning a common verdict, there is no reason why more weight should be attached to their verdict, than to the opinions of individual assessors in a case tried with the aid of assessors. There would in fact be only an assemblage of jurors, but no jury. Considerable alterations in the Code of Criminal Procedure would also be necessary and the proposed change in the system would not be likely to meet with approval unless at least a very much stronger case were made out for its necessity or expediency.

G. JACOB,
Acting Registrar.

*Her Majesty's High Court of Judicature, Appellate
Side, Bombay, 13th November 1888.*

REPORT ON THE ADMINISTRATION OF CIVIL JUSTICE IN THE PRESIDENCY OF BOMBAY FOR THE YEAR 1887.

The subject of this report is the administration of justice by all the Civil Courts in the Bombay Presidency, including the Province of Sind, with the exception of the Courts at Aden. The Court of Small Causes at Bombay was included for the first time in 1886. From Aden and Zanzibar no information is received by the High Court regarding the constitution or working of the Courts.

2. The territories to which the report relates are the Regulation Provinces within the original or appellate jurisdiction of the High Court, and the Province of Sind. A map of the Presidency is annexed in which the position of the Courts of the several Subordinate Judges is marked with a single red line, a double line being used to indicate the head-quarter stations at which are located the Courts of District Judges or of Assistant Judges exercising the powers of a District Judge.

3. The area and population of these territories, according to the census of 1881, are as follows:—

	Area in square miles.	Population.
Regulation Provinces	76,026	14,040,591
Sind... ..	48,326	2,413,823
Total ...	124,352	16,454,414

4. The constitution and functions of the Courts remain as explained in report for 1880.

5. During the year 1887 the High Court was presided over by a Chief Justice and 6 Judges. One additional temporary Judge was also sitting up to the 31st March 1887 on the Original Side. They are as follows:

Chief Justice.

Sir Charles Sargent.

Puisne Judges.

Mr. Justice Bayley.

Mr. Justice West (from 1st January to 11th November).

Mr. Justice Scott.

Mr. Justice Nánábhái Haridás.

Mr. Justice Birdwood.

Mr. Justice Jardine.

Mr. Justice Parsons (from 21st November to 31st December).

Additional Judge.

Mr. Justice Farran.

Officiating Judges.

Mr. Justice Hart, from the 1st January to the 31st March 1887.

Mr. Justice Farran, from the 1st April to the 14th of November 1887.

The Honourable the Chief Justice was on leave from the 14th of November 1887 to the end of the year, and the Honourable Mr. Justice Bayley acted as Chief Justice during that period. Mr. Justice Scott was on furlough from the 1st of January to the 14th of November 1887.

6. In the Presidency proper there were 13 District Judges, one Joint Judge, one Assistant Judge F. P. at Broach, and 6 Assistant Judges. The average number of Assistant Judges working during the year was however only 4.

7. There were 13 First Class and 82 Second Class Subordinate Judges.

8. The number of Jághirdárs and Inámdárs exercising the powers of Subordinate Judges of the Second Class under Regulation XIII of 1830 was 5. The decrease of 1 since last year is due to the death in August 1887 of the Jághirdár of Jávli. The Cantonment Magistrates of Poona, Belgaum and Ahmednagar are entered in the returns as having performed the functions of Civil Courts under Act III of 1859. The Mámlatdárs of the various talukas, 184 in all (including Mahálkaris), disposed of possessory suits under Bombay Act III of 1876.

9. At the close of the year there were 90 Village Munsiffs and 228 Conciliators appointed under the Deccan Agriculturists' Relief Act as against 95 of the former and 236 of the latter at the close of 1886.

10. In Sind the constitution of the Civil Courts was the same as in the preceding year.

11. The following statement shows the numbers and designations of the regular Civil Courts which come within the scope of this report. The Courts of Cantonment Magistrates and Mámlatdárs are not included, as the discharge by them of the civil functions referred to above in paragraph 8, occupies only a small portion of their time.

Regulation Provinces.

The High Court.

The Court of Small Causes in Bombay,

13 District Judges.

*2 Agents for Sardárs in the Deccan and Southern Marátha Country under Regulation XXIX of 1827.

1 Joint Judge.

1 Assistant Judge with full powers.

†6 Assistant Judges.

5 Small Cause Courts.

13 First Class Subordinate Judges.

88 Second Class Subordinate Judges.

5 Inámdárs and Jághirdárs with powers under Regulation XIII of 1830.

90 Village Munsiffs under the Deccan Agriculturists' Relief Act.

Sind.

The Sadar Court.

4 District Judges (including the Deputy Commissioner of Thar and Párkar).

13 Subordinate Judges.

7 Mukhtyarkars, 7 Munshis, and 1 Deputy Collector in Thar and Párkar with power to try civil suits.

12. The total receipts of all the Courts in the Presidency amounted to Rs. 27,64,253 against Rs. 28,12,430 in 1886, while the expenditure is shown as Rs. 45,28,151 against Rs. 45,25,822 in 1886. These figures include the receipts and expenditure of Civil, Criminal, and Revenue Courts taken all together, in accordance with the directions of the Government of India contained in their Resolution No. ²¹~~12-7-82~~ of the 20th October 1882, received, with Bombay Government's letter No. 679M of the 31st idem in the Judicial Department.

* The Judge of Poona is Agent for the Sardárs in the Deccan, and in the Southern Marátha Country the Agent for Sardárs is the Political Agent of Kolhápur.

† The average number employed during the year was four, of whom only three had appellate powers.

REPORT ON THE ADMINISTRATION OF CIVIL JUSTICE IN THE PRESIDENCY OF BOMBAY FOR THE YEAR 1887.

The subject of this report is the administration of justice by all the Civil Courts in the Bombay Presidency, including the Province of Sind, with the exception of the Courts at Aden. The Court of Small Causes at Bombay was included for the first time in 1886. From Aden and Zanzibar no information is received by the High Court regarding the constitution or working of the Courts.

2. The territories to which the report relates are the Regulation Provinces within the original or appellate jurisdiction of the High Court, and the Province of Sind. A map of the Presidency is annexed in which the position of the Courts of the several Subordinate Judges is marked with a single red line, a double line being used to indicate the head-quarter stations at which are located the Courts of District Judges or of Assistant Judges exercising the powers of a District Judge.

3. The area and population of these territories, according to the census of 1881, are as follows:—

	Area in square miles.	Population.
Regulation Provinces	76,026	14,040,591
Sind... ..	48,326	2,413,823
Total	124,352	16,454,414

4. The constitution and functions of the Courts remain as explained in report for 1880.

5. During the year 1887 the High Court was presided over by a Chief Justice and 6 Judges. One additional temporary Judge was also sitting up to the 31st March 1887 on the Original Side. They are as follows:

Chief Justice.

Sir Charles Sargent.

Puisne Judges.

Mr. Justice Bayley.

Mr. Justice West (from 1st January to 11th November).

Mr. Justice Scott.

Mr. Justice Nánábhái Haridás.

Mr. Justice Birdwood.

Mr. Justice Jardine.

Mr. Justice Parsons (from 21st November to 31st December).

Additional Judge.

Mr. Justice Farran.

Officiating Judges.

Mr. Justice Hart, from the 1st January to the 31st March 1887.

Mr. Justice Farran, from the 1st April to the 14th of November 1887.

The Honourable the Chief Justice was on leave from the 14th of November 1887 to the end of the year, and the Honourable Mr. Justice Bayley acted as Chief Justice during that period. Mr. Justice Scott was on furlough from the 1st of January to the 14th of November 1887.

6. In the Presidency proper there were 13 District Judges, one Joint Judge, one Assistant Judge F. P. at Broach, and 6 Assistant Judges. The average number of Assistant Judges working during the year was however only 4.

7. There were 13 First Class and 82 Second Class Subordinate Judges.

8. The number of Jághirdárs and Inámdárs exercising the powers of Subordinate Judges of the Second Class under Regulation XIII of 1830 was 5. The decrease of 1 since last year is due to the death in August 1887 of the Jághirdár of Jávli. The Cantonment Magistrates of Poona, Belgaum and Ahmednagar are entered in the returns as having performed the functions of Civil Courts under Act III of 1859. The Mámlatdárs of the various tálukas, 184 in all (including Mahálkaris), disposed of possessory suits under Bombay Act III of 1876.

9. At the close of the year there were 90 Village Munsiffs and 228 Conciliators appointed under the Deccan Agriculturists' Relief Act as against 95 of the former and 236 of the latter at the close of 1886.

10. In Sind the constitution of the Civil Courts was the same as in the preceding year.

11. The following statement shows the numbers and designations of the regular Civil Courts which come within the scope of this report. The Courts of Cantonment Magistrates and Mámlatdárs are not included, as the discharge by them of the civil functions referred to above in paragraph 8, occupies only a small portion of their time.

Regulation Provinces.

The High Court.

The Court of Small Causes in Bombay,

13 District Judges.

*2 Agents for Sardárs in the Deccan and Southern Marátha Country under Regulation XXIX of 1827.

1 Joint Judge.

1 Assistant Judge with full powers.

†6 Assistant Judges.

5 Small Cause Courts.

13 First Class Subordinate Judges.

88 Second Class Subordinate Judges.

5 Inámdárs and Jághirdárs with powers under Regulation XIII of 1830.

90 Village Munsiffs under the Deccan Agriculturists' Relief Act.

Sind.

The Sadar Court.

4 District Judges (including the Deputy Commissioner of Thar and Párkar).

13 Subordinate Judges.

7 Mukhtyarkars, 7 Munshis, and 1 Deputy Collector in Thar and Párkar with power to try civil suits.

12. The total receipts of all the Courts in the Presidency amounted to Rs. 27,64,253 against Rs. 28,12,430 in 1886, while the expenditure is shown as Rs. 45,28,151 against Rs. 45,25,822 in 1866. These figures include the receipts and expenditure of Civil, Criminal, and Revenue Courts taken all together, in accordance with the directions of the Government of India contained in their Resolution No. ¹¹₁₂₂₄ of the 20th October 1882, received, with Bombay Government's letter No. 6798 of the 31st idem in the Judicial Department.

* The Judge of Poona is Agent for the Sardárs in the Deccan, and in the Southern Marátha Country the Agent for Sardárs is the Political Agent of Kollápur.

† The average number employed during the year was four, of whom only three had appellate powers.

13. The following table shows the receipts and expenditure of the High Court as compared with the preceding two years :—

	1885.		1886.		1887.	
	Receipts.	Expenditure.	Receipts.	Expenditure.	Receipts.	Expenditure.
	Rs.	Rs.	Rs.	Rs.	Rs.	Rs.
High Court, Original Side ..	2,71,244	3,62,455	4,12,896	3,66,530	3,40,994	3,77,329
Do. Appellate Side ...	54,104	2,62,717	50,407	2,60,576	62,135	2,61,425

Institution of Suits.

14. The total number of suits instituted in all the Courts during the year under report was 198,152 as compared with 194,011 in 1886, exhibiting an increase of 4,141.

The following table shows the number of suits instituted in each of the last five years :—

	1883.	1884.	1885.	1886.	1887.
Number of suits ...	139,724	148,361	152,969	194,011	198,152

The abnormal increase in the figures for 1886 was due to the fact that the work of the Bombay Court of Small Causes was for the first time included in this report in that year.

15. The number of suits instituted in the High Court during the year was 1,258 as compared with 1,198 in 1886. In the original jurisdiction the number of suits increased by 60. There were 698 insolvency suits, being 79 more than in 1886.

16. The following table shows the fluctuations in the number of suits instituted in the High Court during the last nine years :—

	1879.	1880.	1881.	1882.	1883.	1884.	1885.	1886.	1887.
Original Jurisdiction ...	730	595	541	493	459	479	525	556	539
Admiralty do. ...	2	1	4	1	...	8	2
Testamentary do. ...	6	15	5	11	17	8	7	13	17
Matrimonial (Parsi) ...	4	4	2	4	6	1	2	2	2
Insolvency ...	606	601	489	517	510	546	590	619	698
Total ...	1,348	1,215	1,037	1,026	996	1,035	1,124	1,198	1,258

17. There were six matrimonial suits in the High Court and none in the Sadar Court in Sind.

18. The number of original suits instituted in the District Courts was 264 as compared with 292 in 1886 and 239 in 1885.

19. The following comparative table shows the number of suits instituted during the last six years in the Courts of the Subordinate Judges and of the Jāghirdārs and Ināmdārs exercising civil jurisdiction in each district :—

	1882.	1883.	1884.	1885.	1886.	1887.
Ahmedabad, Kaira and Panch Maháls ...	16,596	15,962	16,467	15,238	15,959	17,715
Surat ...	3,871	3,629	4,298	3,956	3,714	4,193
Broach ...	4,736	4,708	4,637	4,060	4,688	5,007
Thána ...	6,430	6,172	6,497	6,356	7,268	8,183
Kolába ...	3,207	3,199	3,611	3,140	3,339	3,923
Násik ...	9,556	9,185	10,362	9,819	11,455	11,164
Ratnágiri ...	5,937	6,155	5,938	5,913	5,935	6,191
Khándesh ...	18,808	16,829	18,674	19,630	24,999	22,752
Ahmednagar ...	4,679	4,842	5,493	5,877	6,119	5,467
Poona ...	4,996	4,941	5,067	6,395	5,149	4,446
Sholápur ...	2,459	2,474	4,848	5,183	5,946	5,624
Bijápur ...	5,538	4,863				
Belgaum ...			3,206	3,050	3,147	3,128
Sátára ...	5,022	5,807	5,998	6,128	4,478	3,975
Dhárwár ...	3,228	2,814	2,822	3,223	3,543	3,605
Kánara ...	2,463	2,298	2,466	2,011	2,107	2,233
Karáchi ...	2,891	2,553	2,766	2,822	2,384	2,998
Hyderabad ...	7,949	7,155	6,607	6,897	5,984	7,349
Shikárpur ...	8,411	9,267	7,929	8,098	7,616	8,291
Upper Sind Frontier ...						
Thar and Párkar ...	355	499	449	479	507	541
Total ...	117,132	113,350	118,135	118,275	124,337	126,785

20. There is an increase of 2,448 over the figures for 1886. The increase is largest in the districts of Ahmedabad (including Kaira and Panch Maháls), and Hyderabad in Sind. Khándesh shows a decrease of 2,247, but still surpasses all the other districts in the number of institutions. The variations in other districts call for no remark. There is an increase in 12 and decrease in 7 districts.

21. The following comparative table shows the number of suits instituted in the Small Cause Courts during each of the last five years:—

	1883.	1884.	1885.	1886.	1887.
Ahmedabad ...	3,539	3,961	4,221	4,766	5,552
Nadiád ...	870	703	784	1,085	1,363
Broach ...	1,033	1,143	1,236	1,404	1,365
Surat ...	2,459	3,026	2,906	3,147	3,610
Poona ...	3,724	4,270	4,481	5,083	5,126
Karáchi ...	2,175	2,602	2,722	2,403	1,927
Bombay City	34,336	34,758
Total ...	13,800	15,705	16,350	52,224	53,701

22. There has been an increase of litigation in all the Small Cause Courts except those of Broach and Karáchi, the total increase being 1,477.

23. The number of suits filed before the Village Munsifs was 5,039, or approximately the same as in 1885. In 1886 the number had increased to 5,386.

Classification of Suits.

24. The following table shows the classification of the suits instituted during the year under report as compared with 1886:—

No.	Class of Suits.	1886.	1887.	Increase.	Decrease.
<i>Suits for Money.</i>					
1	On contract in writing	100,318	97,795	...	2,523
2	On contract not in writing	9,853	11,295	1,442	...
3	On account stated	19,481	22,123	2,642	...
4	For money had and received	4,204	4,817	613	...
5	For goods sold	14,529	15,217	688	...
6	For wages, work and materials	457	475	18	...
7	Other suits for money or moveables not already mentioned	2,843	3,405	652	...
8	Rent of houses and property other than land	2,923	4,195	1,272	...
9	Moveable property or the value thereof	1,482	1,182	...	300
10	Damages	1,901	1,512	...	389
<i>Title and other Suits.</i>					
11	Arrears of rent of land with or without ejectment or cancelment of title	3,880	3,395	...	485
12	Enhancement or abatement of rent	5	44	39	...
13	Relating to distraint	8	12	4	...
14	Damages for extortion or withholding receipts, or on account of illegal restraint or other causes	62	72	10	...
15	For Pattahs and Kabulayats	365	387	22	...
16	For recovery of possession or removal of obstruction under Bombay Act III of 1876	9,991	10,694	703	...
17	Suits for immoveable property	9,702	9,608	...	94
18	Suits for declaratory decrees	468	395	...	73
19	Other suits under the Specific Relief Act	213	252	39	...
20	Suits to declare and establish rights to real property including pre-emption, foreclosure &c.	2,597	3,064	467	...
21	Suits to declare and establish personal rights.	129	186	57	...
22	Suits for an account	237	178	...	59
23	Suits relating to religious endowments	10	4	...	6
24	Suits to set aside judgments, contracts or obligations on the ground of fraud	49	22	...	27
25	Suits for dissolution of marriage... ..	15	9	...	6
26	Suits for enforcement of matrimonial rights	168	175	7	...
27	Suits for partition	534	472	...	62
28	Suits relating to shipping	5	8	3	...
29	Suits relating to religion and caste	7	3	...	4
30	Administration suits... ..	13	14	1	...
31	Interpleader suits	5	1	...	4
32	Dissolution of partnership	26	16	...	10
33	Suits under Section 261, Act X of 1865 (also Hindu Wills Act)	4	4
34	Other suits not falling under any other previous heads	1,561	1,440	...	121

25. The most considerable increase is found in the number of suits on contracts not in writing, suits on an account stated, and suits for rent of houses and property other than land; and decrease in the case of suits on contract in writing, suits for moveable, for damages and for rent of land. Suits under Bombay Act III of 1876 have recovered almost half of the loss in numbers shown in the report of 1886.

26. The 556 suits instituted in the High Court in 1887 are classified as follows in comparison with the 579 filed in 1886:—

Class of Suits.	1886.	1887.	Increase.	Decrease.
<i>Suits for Money or Moveable Property.</i>				
Contract in writing	148	120	...	28
Contract not in writing	10	2	...	8
On account stated	87	83	...	4
Money had and received	1	1	...
Goods sold	16	8	...	8
Wages, work and materials	9	5	...	4
Other suits for money or moveables not already mentioned	5	5	...
Rent not falling under the rent law	1	1
Moveable property or value thereof	17	15	...	2
Damages	21	23	2	...
<i>Title and other Suits.</i>				
Suits for immoveable property	35	37	2	...
Suits for declaratory decrees	8	1	...	2
Other suits under the Specific Relief Act	55	66	11	...
Suits to declare and establish rights to real property including pre-emption, foreclosure &c.	25	23	...	2
Suits to declare and establish personal rights	20	14	...	12
Suits for an account	84	41	7	...
Suits relating to religious endowments...
Suits to set aside judgments, contracts or obligations on the ground of fraud	18	18	5	...
Suits for dissolution of marriage	8	6	3	...
Suits for enforcement of matrimonial rights
Suits for partition	9	12	3	...
Suits relating to religion and caste	2	2	...
Administration suits	23	22	...	1
Interpleader suits
Dissolution of partnership	20	14	...	6
Suits under Section 261, Act X of 1865 (also Hindu Wills Act)	13	17	4	...
Other suits not falling under any of the previous heads	11	21	10	...

27. The only variation that need be noticed is a decrease of 28 in the number of suits on contract in writing.

28. The total value of the subject-matters of suits instituted during 1887 was Rs. 46,16,121 on the Original Side of the High Court as compared with the 91,59,259 in 1886, showing a decrease of Rs. 45,43,138. The total value of claims in the mofussil Courts was Rs. 1,53,27,795 as compared with Rs. 2,03,08,524 in 1886, showing a decrease of Rs. 49,80,729.

29. Of the 1,98,152 Original Civil Suits filed during 1887, the value of the claims did not exceed:

Ra. 10 in 83,339	Ra. 1,000 in 2,817.
Ra. 50 in 88,946.	Ra. 5,000 in 1,534.
Ra. 100 in 86,352.	Ra. 10,000 in 173.
Ra. 500 in 29,144.	

There were 136 suits, the value of the subject-matter of which exceeded Ra. 10,000, and 8,411 suits, the value of which cannot be estimated in money.

Disposal of Suits.

30. The total number of suits disposed of by the several classes of Civil Courts was 200,804 as against 192,546 in 1886, showing an increase of 8,258. The arrears at the commencement of the year were 36,589 and at the close of the year 36,141.

31. The following table shows the number of cases decided by the several classes of Civil Courts during each of the last three years:—

Class of Suits.	1886.	1887.	Increase.	Decrease.
<i>Suits for Money or Moveable Property.</i>				
Contract in writing	148	120	...	28
Contract not in writing	10	2	...	8
On account stated	87	83	...	4
Money had and received	1	1	...
Goods sold	16	8	...	8
Wages, work and materials	9	5	...	4
Other suits for money or moveables not already mentioned	5	5	...
Rent not falling under the rent law	1	1
Moveable property or value thereof	17	15	...	2
Damages	21	23	2	...
<i>Title and other Suits.</i>				
Suits for immovable property	33	37	2	...
Suits for declaratory decrees	3	1	...	2
Other suits under the Specific Relief Act	55	66	11	...
Suits to declare and establish rights to real property including pre-emption, foreclosure &c.	25	23	...	2
Suits to declare and establish personal rights	26	14	...	12
Suits for an account	34	41	7	...
Suits relating to religious endowments...
Suits to set aside judgments, contracts or obligations on the ground of fraud	13	18	5	...
Suits for dissolution of marriage	3	0	3	...
Suits for enforcement of matrimonial rights
Suits for partition	9	12	3	...
Suits relating to religion and caste	2	2	...
Administration suits	23	22	...	1
Interpleader suits
Dissolution of partnership	20	14	...	6
Suits under Section 261, Act X of 1865 (also Hindu Wills Act)	13	17	4	...
Other suits, not falling under any of the previous heads	11	21	10	...

27. The only variation that need be noticed is a decrease of 28 in the number of suits on contract in writing.

28. The total value of the subject-matters of suits instituted during 1887 was Rs. 46,16,121 on the Original Side of the High Court as compared with the 91,59,259 in 1886, showing a decrease of Rs. 45,43,138. The total value of claims in the mofussil Courts was Rs. 1,53,27,795 as compared with Rs. 2,03,08,524 in 1886, showing a decrease of Rs. 49,80,729.

29. Of the 1,98,152 Original Civil Suits filed during 1887, the value of the claims did not exceed:

Rs. 10 in 33,339	Rs. 1,000 in 2,817.
Rs. 50 in 88,946.	Rs. 5,000 in 1,534.
Rs. 100 in 36,352.	Rs. 10,000 in 173.
Rs. 500 in 29,144.	

There were 136 suits, the value of the subject-matter of which exceeded Rs. 10,000, and 8,411 suits, the value of which cannot be estimated in money.

Disposal of Suits.

30. The total number of suits disposed of by the several classes of Civil Courts was 200,804 as against 192,516 in 1886, showing an increase of 8,288. The arrears at the commencement of the year were 36,589 and at the close of the year 36,141.

31. The following table shows the number of cases decided by the several classes of Civil Courts during each of the last three years:—

	1885.	1886.	1887.
High Court	1,006	1,174	1,311
Sadar Court in Sind	2	...
District and Assistant Judges... ..	316	289	348
Subordinate Judges	1,18,525	1,23,670	1,28,351
Cantonment Magistrates	1,010	906	1,111
Jághirdárs and Inámdárs	612	507	697
Small Cause Courts	16,720	50,457	53,289
Village Munsifs	5,060	5,342	4,991
Mámlatdárs under Bombay Act III of 1876	11,433	10,199	10,706
Total ...	1,54,682	1,92,546	2,00,804

There is a marked increase in the case of all classes of Courts except those of village munsifs.

32. The details of suits disposed of by the High Court on its Original Side in 1886 and 1887 respectively are given below :—

	1886.	1887.
Disposed of without trial	253	260
Compromised	65	72
Decreed on confession	12	8
Decreed <i>ex-parte</i>	442	528
Dismissed <i>ex-parte</i>	195	227
On reference to arbitration ... { For plaintiff
... { For defendant
With contest ... { For plaintiff	135	127
... { For defendant	72	89
Total ...	1,174	1,311

There were 1,337 cases pending at the end of the year as against 1,427 pending at the end of 1886.

33. In the Mofussil Courts and the Bombay Small Cause Courts, the manner in which the suits were disposed of in 1886 and 1887 is shown in the following table :—

	1886.	1887.
Disposed of without trial	14,796	16,820
Compromised	35,584	36,387
Decreed on confession	24,237	24,183
Decreed <i>ex-parte</i>	64,574	68,847
Dismissed <i>ex-parte</i>	3,179	3,773
On reference to arbitration ... { For plaintiff	789	802
... { For defendant	102	58
Contested ... { For plaintiff	33,609	34,543
... { For defendant	9,158	9,089
Total ...	1,86,028	1,94,502

There were 34,804 cases pending at the close of the year as against 35,162 at the close of 1886.

34. The proportion of suits disposed of *ex-parte* in the Subordinate and Small Cause Courts has increased again since the previous year.

The actual number of suits decided *ex-parte* by these Courts in 1886 and 1887 respectively was as follows :—

				1886.	1887.	Increase.	Decrease
Small Cause Courts	17,566	19,630	2,064	...
Subordinate Courts	46,665	48,824	2,159	...

35. The percentage of cases thus disposed of to the total number of cases decided by the Courts in each of the last three years is shown below :—

				1885.	1886.	1887.
Small Cause Courts	35.75	34.81	36.84
Subordinate Courts	31.30	37.22	37.41

36. The following table shows the average duration of suits in the various classes of Courts as compared with the previous year :—

				AVERAGE NUMBER OF DAYS DURING WHICH SUITS LASTED.			
				1886.		1887.	
				Contested.	Uncontested.	Contested.	Uncontested.
Unpaid Tribunals— (Jághirdárs and Inámdárs)	...			307.75	110.75	317.	104.3
Paid Sub-divisional Courts— Subordinate Judges' Courts	...	}		71.478	48.976	59.741	38.031
Cantonment Magistrates' Courts	...						
Mámlatdárs' Courts	...						
Small Cause Courts	...			61.625	36.7	71.865	35.307
District Courts	...			319.5	217.76	227.2	121.456
High Court	...			1328.	945.	231.5	266.75

37. The average duration of contested suits has increased, except in the case of District Courts and Subordinate Judges', Cantonment Magistrates' and the Mámlatdárs' Courts.

38. Of the 1,337 cases pending in the High Court at the end of the year 1,097 had been pending upwards of three months. Of the 31,804 pending in the Subordinate and Small Cause Courts at the close of the year, 10,389 had been filed for more than three months.

39. There is thus a further improvement noticeable in the direction of diminution of delay.

40. In addition to the regular suits disposed of by the Civil Courts, they also decided 20,616 miscellaneous cases out of 23,415 which came before them, leaving 2,799 pending at the close of the year. The balance at the close of 1886 was 2,749.

Conciliators under the Dekkhan Agriculturists' Relief Act.

41. The following table gives the work done by Conciliators as shown in paragraph 35 of the Special Judge's report :—

District.	FOR DISPOSAL.				DISPOSED OF									SPECIAL PARTICULARS.				REMARKS.	
	Arrests on the 1st of January 1887.	Number of applications received during the year.	By transfer.	Total.	Withdrawn by applicant or compromised.	Struck off by Conciliator for default.	Disposed of by agreement forwarded to Court under Section 44.	Referred to arbitration and agreement forwarded to Court under Section 45.	Conciliation failed		By transfer.	Total disposed of.	Balance remaining for disposal.	How many certificates under section 46 granted during the year.	Fees realized during the year under Sections 44, 45 and 46.	Process-fees realized during the year.			
1	2	3	4	5	6	7	8	9	10	11		12	13	14	15	16	17	18	19
Poona	2,560	11,050	243	14,752	1,295	3,309	2,529	3	4,571	891	5,402	243	12,841	1,911	4,407	2,364	14	1,880	15
Bátára	1,976	9,540	86	11,308	673	2,273	1,958	3	3,643	799	4,447	86	9,440	1,869	4,227	2,507	11	1,500	9
Ahmednagar ..	1,107	5,056	45	7,108	275	2,096	1,227	..	2,090	429	2,528	45	6,171	937	2,530	1,469	0	859	1
Sholápur	406	3,167	16	3,649	308	851	755	..	754	513	1,267	16	3,195	454	1,243	831	14	446	9
Total	5,799	30,623	390	36,817	2,549	8,529	6,409	6	11,072	2,632	13,704	390	31,047	5,170	12,407	7,173	7	4,687	2
Results of 1886 ..	5,249	32,183	641	39,073	2,132	7,800	6,296	8	13,718	1,682	15,395	640	32,277	5,798	14,180	7,303	3	4,813	10

Appeals.

42. The total number of appeals before all the Appellate Courts during the year was 11,036. Of these 5,043 were disposed of and 5,993 remained pending at the close of the year. The following table shows the number of appeals instituted, disposed of and left pending before the several Appellate Courts of the Presidency during the last three years:—

	1885.			1886.			1887.		
	Instituted.	Disposed of.	Pending.	Instituted.	Disposed of.	Pending.	Instituted.	Disposed of.	Pending.
<i>High Court.</i>									
Original Side	27	22	30	40	44	26	49	43	32
Appellate Side	136	61	260	119	114	265	111	163	213
	868	464	1,233	724	850	1,107	813	665	1,255
Sadar Court in Sind. { First appeals,	12	5	9	10	17	2	18	15	5
{ Second do.	22	20	6	13	17	2	52	49	3
<i>District Courts.</i>									
Ahmedabad (including Kaira and Panch Maháls)	334	194	650	302	379	573	275	510	338
Surat	120	117	82	116	72	126	104	111	119
Broach	110	137	75	108	100	83	96	99	80
Khándesh	246	291	203	247	191	259	296	241	314
Tháns (Kolába)	458	440	237	426	443	220	445	402	263
Násik	210	261	160	211	194	177	287	228	236
Ahmednagar	246	188	385	260	319	326	258	244	336
Poona	283	479	283	324	285	322	262	234	350
Sholápur-Bijápur	343	226	378	276	148	508	338	415	431
Sátára	359	314	477	451	317	617	464	492	589
Belgaum	238	206	108	242	233	117	241	256	102
Dhárwár	262	204	135	220	247	108	220	167	161
Ratnágiri	628	404	335	510	430	430	549	333	646
Kánara	215	115	246	217	158	305	194	105	394
Karúchi	11	8	4	14	16	2	21	22	1
Hyderabad	69	44	42	53	64	34	55	59	30
Shikárpur	126	204	119	125	122	127	149	183	93
Thar and Párkár	2	2	2	5	5	2	3	3	2

43. There is a considerable increase in the number of second appeals in Sind. The number of appeals instituted in the Mofussil (including Sind) has increased by 150. The greatest increase is seen in the districts of Khándesh, Násik and Sholápur-Bijápur, the most marked decrease being in Poona.

44. The following table shows the number of appeals of all kinds made to the High Court from each district during the last five years:—

	1863.			1864.			1865.			1866.			1867.		
	Second Appeals.	Regular Appeals.	Miscellaneous Appeals.	Second Appeals.	Regular Appeals.	Miscellaneous Appeals.	Second Appeals.	Regular Appeals.	Miscellaneous Appeals.	Second Appeals.	Regular Appeals.	Miscellaneous Appeals.	Second Appeals.	Regular Appeals.	Miscellaneous Appeals.
Ahmedabad	24	20	10	26	10	4	26	17	0	25	20	1	12	27	0
Kaira and Panch Mahals	70	20	4	56	18	2	27	22	0	25	0	0	0	14	0
Surat	35	2	0	37	4	0	33	4	0	24	0	0	22	4	0
Broach	128	17	0	107	12	14	113	14	0	70	0	0	73	0	0
Thana and Kolaba	10	12	0	15	10	0	20	7	0	11	0	0	11	0	0
Nasik	60	28	0	30	1	0	44	10	0	28	12	11	22	0	0
Ahmednagar	98	0	0	66	0	0	71	10	0	97	0	0	72	0	0
Poona	00	0	0	04	14	0	04	11	0	73	0	7	72	12	0
Mhadapur-Bijapur	00	0	0	00	0	0	00	0	0	00	0	0	00	0	0
Ratara	00	0	0	00	0	0	00	0	0	00	0	0	00	0	0
Belgaum	00	0	0	00	0	0	00	0	0	00	0	0	00	0	0
Kaladgi	00	0	0	00	0	0	00	0	0	00	0	0	00	0	0
Dharwar	00	0	0	00	0	0	00	0	0	00	0	0	00	0	0
Hatnagiri	00	0	0	00	0	0	00	0	0	00	0	0	00	0	0
Kanara	00	0	0	00	0	0	00	0	0	00	0	0	00	0	0
Zanzibar	00	0	0	00	0	0	00	0	0	00	0	0	00	0	0

45. In the High Court there were 67 appeals from decrees of Judges sitting on the Original Side, and eight references from the Bombay Court of Small Causes. Of these 9 appeals were dismissed, in 18 cases the decrees were confirmed, in 5 modified and in 11 reversed. There were 32 such appeals and references pending at the close of the year.

46. From the Mofussil Courts there were 376 appeals from original decrees, which were disposed of in the following modes:—

	Number.
Confirmed under Section 551, Civil Procedure Code	10
Dismissed for default	11
Decree confirmed	66
Do. modified	36
Do. reversed	28
Remanded	12
Total disposed of	163
Pending	213

47. The number of second appeals before the High Court was 1,920, as against 1,957 in 1886. They were dealt with as follows:—

	Number.
Confirmed under Section 551, Civil Procedure Code	238
Dismissed for default	36
Decree confirmed	270
Do. modified	22
Do. reversed	44
Remanded	49
Total disposed of	665
Pending	1,255

48. The following table shows the number of appeals which came before the Sadar Court in Sind, and the manner in which they were disposed of:—

	Number of Appeals before the Court.	DISPOSED OF.						Total disposed of.	Pending.
		Confirmed—Section 551, C.P.C.	Dismissed for default.	Confirmed.	Modified.	Reversed.	Remanded.		
Appeals from original decrees	20	4	5	0	...	15	5
Appeals from appellate decrees	52	13	2	16	2	16	...	49	3

49. The total number of appeals from decrees before the District Courts was 8,593 as compared with 8,053 in 1886. The following figures show the modes in which they were dealt with:—

	Number.
Confirmed under Section 551, Civil Procedure Code ...	179
Dismissed for default ...	296
Decree confirmed ...	2,245
Do. modified ...	550
Do. reversed ...	625
Remanded... ..	213
Total disposed of ...	4,108
Pending at the end of the year ...	4,485

50. The following table shows the ratio of the number of cases in which the decrees of the lower Courts were confirmed to that of those in which the decrees were reversed or varied as well as the total number of appeals disposed of in each district:—

Courts.	Total number of Appeals disposed of.	Ratio of cases in which the Decrees were confirmed or left unaltered.	Ratio of cases in which the Decrees were reversed or varied or suits remanded.
<i>High Court.</i>			
Original Side ...	43	63	37
Appellate Side ...	{ First Appeals ...	53	47
	{ Second Appeals ...	83	17
Sadar Court in Sind ...	{ First Appeals ...	27	73
	{ Second Appeals ...	63	37
<i>District Courts.</i>			
Ahmedabad, Kaira and Panch Maháls ...	510	69	31
Surat ...	111	77	23
Broach ...	99	81	19
Khándesh ...	241	58	42
Thána ...	223	57	43
Kolába ...	179	61	39
Násik ...	228	63	37
Ahmednagar ...	248	65	35
Poona ...	234	76	24
Sholápur-Bijápur ...	415	68	32
Sátara ...	492	66	34
Belgaum ...	256	75	25
Dhárwár ...	167	74	26
Ratnágiri ...	333	56	44
Kánara ...	105	48	52
Karáchi ...	22	50	50
Hyderabad ...	59	69	31
Shikárpur ...	183	71	29
Thar and Párkar ...	3	100

51. There were 281 miscellaneous appeals before the Appellate Courts, which were disposed of as follows:—

	Number.
Confirmed under Section 551, Civil Procedure Code ...	15
Dismissed for default ...	18
Orders confirmed ...	87
Do. modified ...	7
Do. reversed ...	67
Remanded ...	18
Total disposed of ...	212
Pending at the end of the year ...	69

The number of such appeals disposed of in 1886 was 198.

52. The High Court on its Appellate Side also disposed of 202 applications under its extraordinary jurisdiction, 34 references under Section 617 of the Civil Civil Procedure Code, 9 references under the Stamp Act I of 1879, 3 for transfer of suits to other Courts and 2 for confirmation of decrees for dissolution of marriage. The numbers of such cases left pending at the end of the year were respectively 50 and 15.

Execution of Decrees.

53. The total number of applications for execution of decrees before all the Civil Courts during the year was 296,915 as against 286,134 in the preceding year. These applications were dealt with as follows :—

In 37,983 cases satisfaction was obtained in full;
 ,, 50,209 ditto ditto in part;
 151,666 applications were wholly infructuous;
 573 applications were transferred to other provinces for disposal;
 54,195 applications were pending at the close of the year.

54. Judgment-debtors were arrested without being imprisoned in 3,902 cases, and were actually imprisoned in 3,326 cases. In the preceding year the corresponding figures were 4,292 and 3,250 respectively.

55. The total amount recovered by all the Courts in execution proceedings was Rs. 45,65,023, as compared with Rs. 33,06,106 in 1886.

56. The number of applications under Chapter XX of the Civil Procedure Code was 622 in the mofussil, as compared with 561 in the preceding year. The number of such applications made in the four districts subject to the operation of the Dekkhan Agriculturists' Relief Act was 99, as compared with 100 in 1886.

57. In the Insolvency Court in Bombay constituted under 11 and 12 Vic. cap. XXI, there were 698 applications received, as compared with 619 in 1886.

58. The number of civil cases tried with the aid of assessors was 15, all under the Land Acquisition Act (X of 1870). There were 4 cases disposed of in the District Parsi Matrimonial Court, and 2 in the Chief Parsi Matrimonial Court.

59. A tabular statement is appended to this report, showing the amount of work done during the year in the several Courts in each district subordinate to the High Court.

60. In this Presidency the records of suits disposed of by Subordinate Judges are deposited in the District Courts. This system provides a safeguard against their being tampered with, and the rules framed by the High Court in June 1882 are sufficient to secure parties against unnecessary expense or delay in obtaining copies of documents recorded. The records are reported by the District Judges generally to be in good order though in some places more accommodation is required in the record-rooms. The destruction of old records in accordance with the rules framed by the High Court is carried on from year to year.

61. During the year under report 6 District Judges and 1 Assistant Judge inspected 17 of the Courts subordinate to them. The general results of these inspections, as reported to the High Court, were satisfactory. Such of the work of the Subordinate Judges as came before the High Court in the hearing of civil appeals has satisfied it as to the intelligence, industry and ability of those officers as a class. In many of the subordinate Courts the work is exceedingly heavy, and cannot be kept in hand by a single Judge, work as hard as he will.

62. The District Judge of Ratnagiri calls attention to the continual growth of arrears of original civil suits in most of the Courts of that district as a matter of serious moment. The aggregate increase during the year under report was 83.

63. He also points out that the increase of the arrears of civil appeals in the District Court was due to the fact that an Assistant Judge was stationed there for only 4½ months during the year.

64. The District Judge of Belgaum calls attention to the inequality of the amount of work falling to the several Subordinate Judges in his district. A proposal for remedying this by a revision of the territorial jurisdictions of the

Chikodi and Athni Courts has lately been sanctioned by Government in its Resolution in the Judicial Department, No. 5530 of 8th October 1888.

65. The decrease in the number of suits disposed of by the Courts in the Poona District (5,048, as compared with 6,288 in 1886) is attributed to the fact that one Subordinate Judge has been removed from the district since May 1887.

66. The increase (1,767) in the number of original civil suits filed in the Ahmedabad District is attributed by the Acting District Judge to a favourable harvest, which encouraged creditors to resort to the Courts for the recovery of debts due to them.

67. The results of the administration of civil justice in the Presidency are briefly as follows :—

There were 4,141 more suits filed during the year than in 1886. The number of suits disposed of by all the Courts during the year has increased by 8,258, resulting in a diminution of the arrears by 448. The number of appeals disposed of was 5,043 against 4,765 in 1886, showing an increase of 278. The arrears of appeals in all Courts have increased by 261.

*Her Majesty's High Court of Judicature,
Appellate Side, Bombay, 13th November 1888.* }

G. JACOB,
Acting Registrar.

No. 1741 of 1883.

From

GEO. M. MACPHERSON, Esquire, C. S.,
Judicial Commissioner in Sind,

To

THE REGISTRAR,
Her Majesty's High Court,
Bombay.

*Judicial Commissioner's Office,
Karachi, 8th September 1888.*

SIR,

I have the honour herewith to forward the report and annual statements as to civil and criminal justice in this Province for the year 1887. Mr. Parsons in last year's report stated that delay was occasioned by the fact that several returns had to be amended or in part to be prepared afresh to comply with the instructions contained in Government Resolution No. 2852 of the 16th May 1887. Notwithstanding the instructions already issued delay has been occasioned this year by the discovery that some statements had been very incorrectly drawn up, which had to be returned for correction. I regret that in the returns now forwarded there are still apparently a few mistakes, but the delay in correcting these would be so great that I prefer to send them on as they are. I may add that the last returns, as corrected, have only been received by me since the end of August, so that it was impossible sooner to prepare the consolidated returns.

2. In a former report I referred to the difficulty of securing the correctness of these returns. A revising officer drawing up returns procured from several districts or sub-divisions may of necessity be ignorant of various errors to be discovered only (if at all) on examining the original reports of each subordinate officer. Even in an original report, errors of different kinds may neutralize each other, and again totals in a report for a whole district may conceal errors which exist in the subordinate reports from which it is prepared. The number of figures dealt with also tends to confusion, for it is very wearisome to the eye correctly to follow large numbers of figures in different columns, so as to ensure correctness. I trust the general principles on which the statements are to be filled up are now usually understood by the heads of the respective offices, and I have found great care taken in correcting some errors pointed out. But there is too much reason to believe that due care is not always taken to see that clerks &c., entrusted with the preparation of the returns, always thoroughly understand the principles on which they are to be drawn up.

3. Apart from this while the instructions issued from time to time remove difficulties and ensure more uniformity, this makes it impossible to compare with any accuracy some of the returns for different years. For instance, Statement No. 2 was misunderstood for a while and what are called "undetected offences" were freely entered in it, which has now been forbidden, but notwithstanding this I found some undetected offences entered in this year's returns. Again, a person tried at one time for several offences connected with each other was often entered separately for each offence and appeared two or three times in the return, which is against the rules. I could clearly trace this error as to some offences

and could get it corrected, but it is impossible for an officer dealing with totals to say that such errors do not exist. A return may, at first sight, appear incorrect which is really correct. In number 2, for instance, in some columns offences are recorded which are not brought to trial in the year under report, while on the other hand the results are shown of trials for offences 'reported' in a previous year. This makes a return which may be correct appear incorrect, and a person who did not bear this in mind would at once proceed to add figures so as to make the return appear correct. I mention this because at least one return which is really correct seems incorrect owing to this fact, while I fear others might be found incorrect from its not being borne in mind, if the details could all be gone into. Again, one return shows all the cases finally decided, while another shows those disposed of, so far as each Court was concerned, which had to deal with it at any stage. This leads to apparent discrepancies and officers not bearing this in mind sent in incorrect statements which had to be returned for correction. Statement No. 6 as to revisional work in Criminal Courts contains a great stumbling-block. The column headed "Total number of applicants for revision" excludes all cases taken up on a complainant's petition, though he may well be called an applicant, but includes the cases of persons who have never applied, but on account of whom a superior Court itself sends for the papers on learning of the case. All these have to be accounted for in the columns giving details and naturally, but wrongly, the clerk gives the exact total in column 2. I mention these things as specimens of causes leading to error or confusion, and consequent delay in forwarding the returns and report.

4. The constitution of the Courts in Sind is in most respects the same as it was last year. There are five Magisterial Districts, of which two are under Deputy Commissioners, while there are three Sessions Divisions. In one district (the Thar and Párkar) included in the Sessions Division of Hyderabad, the Deputy Commissioner has the powers of a District Judge, and the Mukhtyarkars (or Mám-latdárs) and their Head Munshis (or Kárkúns) along with the Deputy Collector are for civil work . . . Courts of first instance, there being no regular Subordinate Judges in that district. The Upper Sind Frontier District forms part of the Shikárpur Sessions Division, but the civil work is done partly by the Subordinate Judge of Shikárpur, and partly by the Deputy Collector of Jacobabad, who is also called a Subordinate Judge, but is not classed as such.

5. The three District and Sessions Judges, and the five District Magistrates in 1887 were all Europeans, while 1 Native and 7 European Sub-Divisional Magistrates exercised original and criminal appellate powers. There were 11 European and 7 Native Magistrates, First Class, exercising original but not appellate criminal powers, besides 108 Native Magistrates of the 2nd and 3rd Classes. The above figures include three City Magistrates, First Class, and three Cantonment Magistrates, First Class. All the Subordinate Judges were Natives of India. There is one Honorary Magistrate of the 2nd Class in Karáchi, and there is no bench of Magistrates in Sind. The Cantonment Magistrate of Jacobabad used to exercise civil power as Superintendent of Bazárs, but ceased to do so in April 1887, while in the same month a Small Cause Court was established for the Cantonment of Karáchi under the Cantonment Magistrate who is now a military officer. I should also refer to the fact that the Sind Frontier Regulations of 1872 and 1883 are in force in part of Sind by which special cases are referred to the decision of a Court of Elders according to Beluch or other tribe custom—a Court which I believe exists in no other part of the Presidency. The punishments inflicted by such Courts are fines, payment of which may be enforced by imprisonment of the offender by the Collector and District Magistrate. These Courts take cognizance of offences, such as murder, as to which the evidence would not suffice for conviction in a regular Court.

6. The receipts and expenditure of the several Courts are shown in the following table. The charges must vary from time to time owing to what may be called accidental causes, such as the absence of an officer on full pay or on half pay or on deputation. The salary of the Judge of the Small Cause Court was also reduced from Rs. 1,000 to Rs. 800. The Deputy Commissioner of Thar and Párkar is a Political officer, and his salary is all debited to that Department, but in this return half is taken as debited to criminal and civil justice :—

Court.	RECEIPTS.		EXPENDITURE.				
	Court Fees.	Cash.	Judge's Salary.	Establishment.	Ordinary contingencies.	On Buildings.	Refunds.
	Rs.	Rs.	Rs.	Rs.	Rs.	Rs.	Rs.
Sadar Court and Judicial Commissioner ...	4,844	95	28,830	8,972	4,875	...	301
District and Sessions Courts and Civil Subordinate Courts ...	1,72,875	4,092	94,414	77,605	16,151	7,788	263
Courts of Small Causes ...	13,198	7	8,570	5,740	93	140	...
Magistrates' Courts ...	20,133	61,572	1,70,851	32,701	31,758	813	46
Total ..	2,11,050	65,766	3,02,665	1,25,018	52,877	8,741	610
Total 1886 ...	1,96,127	80,061	3,51,419	1,35,419	54,669	7,476	518
Increase or Decrease ...	+ 14,923	- 14,295	- 51,754	- 10,401	- 1,792	+ 1,271	+ 92

This gives as the total of receipts for 1887 Rs. 2,76,816 against Rs. 2,76,187 in 1886, while the expenditure was Rs. 4,89,913 against Rs. 5,52,495 in 1886. In other words the expenditure in 1887 exceeded the receipts by Rs. 2,13,097, and in 1886 did so by Rs. 2,76,303. The cost was least in the case of the Small Cause Court, while naturally it was most in those of Magistrates, where there are not the same Court-fee receipts on account of plaints and appeals.

The salary &c. of the Judge of the Small Cause Court for the Cantonment and his establishment was altogether debited to criminal justice, as he was paid formerly as Cantonment Magistrate and is also Secretary to the Cantonment Committee &c. It was only in this year that Government declared his establishment as such was to be that of the Judge of Small Causes for the Cantonment, so that the whole sum was charged against him as Magistrate.

Criminal Justice.

7. As said above, Statement No. 2 for 1886 was prepared in some districts on erroneous principles, so that as to cases and offenders reported it cannot be taken as a safe basis of comparison with that for 1887. But taking the figures as they stand, the number of offences reported in 1887 was 21,221 with 45,437 offenders against 20,241 cases with 42,732 offenders reported in 1886. This would give an increase in 1887 of 980 cases with 2,705 offenders. Complaints of hurt in 1887 exceeded those for 1886 by 1,059 cases with an increase of 3,186 offenders, while complaints of insult &c. fell off by 392 with a decrease of 1,965 persons. The total number of cases and offenders reported as true in 1886 were 15,915 cases with 31,459 offenders against 16,612 cases with 33,809 persons for 1887, giving an increase of 697 cases and 2,350 offenders.

8. There is as to some offences a great similarity between the numbers for the two years, e. g. 2 cases with 6 offenders complained of as to fraudulent deeds against 2 cases with 5 persons similarly reported in 1886. In neither year was there a conviction under this head. Again, in 1886 there were 53 complaints of defamation against 164 persons (giving above 3 persons for each case), while in 1887 there were 52 cases against 102 persons or only 2 per case on an average. The convictions were respectively 1 in 1886 and 3 in 1887. It will however be better at once to give tables as to the results.

9. The following table shows the numbers of persons under trial in 1887 and 1886 respectively with the results :—

Year.	PERSONS.					
	Under trial.	Acquitted or discharged.	Convicted.	Died, &c.	Pending.	On Dormant File.
1887	33,868	23,814	9,158	32	621	43
1886	31,282	21,980	8,570	31	689	12
Increase ...	2,586	1,834	588	1	132	31

This shows an increase under every head. Leaving out of view those who escaped &c., and those who remained under trial at the end of the year, the number of cases and persons before the respective classes of Courts with the results for 1887 are shown as follows. In giving the average duration of cases before each class of Courts I count fractions above .5 as an extra day:—

Class of Courts.	Cases disposed of.	PERSONS.		Average duration of each case.	Number of witnesses examined.
		Acquitted &c.	Convicted.		
Special Magistrates	528	17	569	31	735
Subordinate Stipendiary Magistrates	15,497	23,633	8,376	6	71,789
Magistrates dealing with referred cases	5	2	3	5	20
District Magistrates	40	24	87	14	160
Court of Session	161	136	115	31	1,259
Sadar Court	10	2	8	11	...
Total for 1887	16,241	23,814	9,158	...	73,963
Total for 1886	15,305	21,980	8,570	...	52,478
Increase	936	1,834	588	...	21,487

10. It is strange that in 1886 and 1887 the same numbers of persons were acquitted by Sessions Courts and District Magistrates. The average duration has fallen considerably before Stipendiary Subordinate Magistrates and Magistrates disposing of referred cases and in Sessions Courts. It has risen from 9 to 14 before District Magistrates. In the Sadar Court it has risen by a fraction, and has fallen by a fraction in the Special Magistrate's Court.

11. I now consider the details, as to some offences and districts, of cases under special heads as reported, tried and disposed of. Taking the different offences in Statement 2 for which above 1,000 persons were under trial, we find 185 cases in 1886 against almost the same number (183) in 1887 for offences against the public tranquillity, but the persons tried in 1887 are 1,405 against 1,362 in 1886. The convictions in 1887 were 344 against 313 in 1886. More than half of these cases came from Shikárpur, viz. 166, involving 1,289 persons, but only 89 cases with 658 offenders were reported true. The convictions in Shikárpur were 100, whereas in Hyderabad with only 40 reported cases against 439 persons there were 104 convictions.

12. Next comes hurt of which there were 5,086 complaints with 14,481 offenders, and as to which 4,146 cases were brought to trial, while 11,430 persons were under trial during 1887. I have already stated how the complaints of hurt in 1887 exceeded those for 1886. There were 11,430 persons (or an increase of 2,603) under trial, and the convictions—712—show an increase of 136 over 1886. There were in Karáchi 1,384 cases reported with 4,023 offenders. Shikárpur comes next with 1,574 cases and 4,335 persons, while Hyderabad supplies 1,769 cases and 5,230 persons. The convictions, however, in these 3 districts were very nearly alike, 214 in Hyderabad, 205 in Karáchi and 198 in Shikárpur. Thar and

Párkar with only 184 cases gave 75 convictions, while the Upper Sind Frontier with nearly as many cases (175) gave only 20 convictions.

13. As to insult there were 1,822 cases with 3,902 offenders, of which Karáchi gave 813 cases and 1,375 persons, while Hyderabad gave more offenders (1,401) for far fewer cases—195. Shikárpur with 392 cases gives 902 offenders. The convictions were very nearly the same for these districts—33 for Karáchi, 26 for Shikárpur and 20 for Hyderabad, while Thar and Párkar with only 108 cases gave 30 convictions. In the Upper Sind Frontier there was only 1 conviction. I have had to point out often that many Magistrates took up defamation cases under the name of cases of insult. This is being stopped. In 1886 there were 147 persons convicted out of 3,964 tried for such offences, showing a decrease in 1887 of 37 convictions.

14. The return as to criminal force shows 3,231 persons under trial, of whom only 337 were convicted, giving an increase of 232 persons under trial and a decrease of 9 convictions as compared with 1886. The figures as to such offences show how little real information as to the existence of crime can be got from a table in which compromised cases are shown along with other acquittals and discharges.

15. As to theft, there were 3,549 cases reported with 5,187 persons, compared with 3,707 cases and 5,378 offenders reported in 1886, giving a decrease of 158 cases and 191 offenders. Of these only 2,673 cases with 3,816 offenders were reported true, and 3,836 persons were tried as to this offence, of whom 2,336 were convicted. In 1886, there were 3,597 persons under trial of whom 2,219 were convicted. This gives an increase of 239 persons tried and of 117 convicted in 1887.

Taking the different districts, Karáchi gave 953 cases with 1,200 offenders of which about two-thirds were reported true. Hyderabad with 1,062 cases gives far more offenders—1,714—while Shikárpur with 1,129 cases gives 1,694 offenders as reported. The numbers of offenders reported as true for these two districts were nearly the same, *viz.* 1,269 and 1,205. Thar and Párkar and Jacobabad gave respectively as offenders reported true 277 and 231 out of 310 and 269 offenders reported in 221 and 184 cases. The convictions were, for Hyderabad 830, for Shikárpur 719, for Karáchi 483, for Thar and Párkar 160, and for the Upper Sind Frontier 144. In every district the convictions as to theft exceeded the acquittals and discharges.

16. Offences classed as mischief show 271 persons convicted out of 1,368 under trial against 262 convicted out of 1,174 tried in 1886. For criminal trespass in 1887 there were 514 persons convicted out of 1,223 tried, showing an increase of 72 persons under trial and of 25 convicted.

17. There were 951 cases of offences relating to marriage involving 2,729 persons compared with 903 cases and 2,428 offenders in 1886. There were 60 convictions in 1887, and 81 in 1886.

18. The offences as to which convictions exceeded acquittals and discharges come under the heads of theft, offences against public justice, and as to coinage and against public health and decency, extortion, attempts against life, and offences against local and special laws.

19. Offences against local and special laws vary much in different districts. The largest number of convictions was under this head—3,498 out of 4,996 persons tried, while 4,965 out of 5,261 offenders were reported true. Karáchi gives nearly half of the whole of the cases reported—1,713 out of 3,702, and had almost as many convictions—1,691—out of a total of 3,498. These 1,713 cases involved 2,295 persons, of whom 2,167 were reported as true offenders. Then comes Shikárpur with 930 cases and 1,349 offenders and 811 convictions. Hyderabad supplies 721 cases and 998 offenders, of whom 954 were reported true, the convictions being 574. Thar and Párkar gives 101 cases and 176 offenders with 76 convictions. The Upper Sind Frontier, however, with only 237 offences, gives 316 convictions, the true offenders being 433 out of 443.

Some offences, such as those against Salt and Opium laws, are more prevalent in some districts than in others owing to their geographical position, while in other districts offences against Police and Municipal laws are more prevalent. This depends a good deal on local circumstances and on the greater or less care exercised as to cleanliness &c. For instance, Karáchi out of a total of 1,713 cases has more than a third—654—as offences against municipal rules, and convictions under this head amount to 705 out of 786 persons tried, while all such cases from the rest of Sind amounted to 276 with 246 convictions. I may note that Thar and Párkar gives 2 cases against 2 persons both of whom were convicted, while the Upper Sind Frontier gives 57 cases involving 58 persons of whom 57 were convicted. Under the Cattle Trespass Act, Karáchi gave 123 cases, Hyderabad 106, while Shikárpur comes between them with 115. Thar and Párkar gives 21 cases and 25 convictions under the Opium Act, while the rest of Sind gave only 14 cases and 9 convictions. There was no such case in the Upper Sind Frontier, and only one in Shikárpur involving one person who was convicted. There used to be considerably more opium cases, especially in Thar and Párkar. The Upper Sind Frontier gives 57 cases against the Salt laws with 52 convictions, while Shikárpur follows with 42 cases and 38 convictions. Next comes Karáchi with 28 cases and 31 convictions, while Hyderabad gives only 12 cases and 17 convictions, and there was no such case in Thar and Párkar during 1887.

20. The different districts give very similar figures as to offences against the Arms Act, Karáchi giving 14 cases with 16 convictions, Shikárpur 12 cases and 12 convictions, Hyderabad 10 cases and 8 convictions, while each of the other districts had 9 cases, but the Upper Sind Frontier had 10 convictions against 8 in Thar and Párkar. As to special and local laws in 1886 there were 3,173 persons convicted out of 4,593 persons tried in 3,333 cases, giving an increase in 1887 of 325 persons convicted and of 403 persons tried. I have not however details as to all the offences coming under the head of 'local and special laws' for 1886, so as to allow of detailed comparison for the respective years.

21. It will be observed that several Courts forgot that section 651 of the Civil Procedure Code had been repealed, and convicted persons under it instead of under the Penal Code. As however the return shows the trials as really conducted, I do not alter it as to these offences.

22. Coming to more serious offences there were 72 cases involving 129 offenders reported for offences affecting life in 1887, of which nearly all, namely 64, involving 115 persons, were reported as true. In 1886 the number of cases was less, namely 59, but they involved nearly as many persons, namely 113. The cases and offenders reported as true were 52 and 98 respectively. In 1887, 60 cases were brought to trial and 43 persons were convicted against 47 acquitted, giving a total of 90 whose cases were disposed of. In 1886 the total was the same, but 24 were convicted and 66 acquitted. For attempts at such offences in 1887 there were 10 persons convicted against 11 in 1886, but in the latter year 6 persons were acquitted, and only 2 in 1887.

23. Ten cases involving 10 persons were referred to the Sadar Court for confirmation of the sentence of death, of whom 8 were convicted and 2 were acquitted. Seven persons out of the 8 were sentenced to be hanged, and one was transported. But two sentences of death were passed on persons convicted by the Sadar Court on appeal against acquittals, so that the real number sentenced to death was 9. Both these appeals were from the district of Shikárpur. In 1886 the Sadar Court sentenced 6 persons to death, and 3 to transportation, but no one was acquitted in that year.

24. The following table shows that in Upper Sind (Shikárpur and the Upper Sind Frontier) 25 true murders were reported against 17 in Lower Sind and Thar and Párkar. Shikárpur is responsible for 16 murders (chiefly connected with jealousy), while Jacobabad, Hyderabad and Karáchi respectively account for 9 and 8 and 7 murders. Two were committed in Thar and Párkar. Murder in this sense, however, includes what technically comes to be "culpable homicide" in cases where persons cause death under grave and sudden provocation. In common language, however, they are murders. The numbers and motives reported from each district are shown below:—

Murders from motives connected with	DISTRICTS.					Total.
	Karachi.	Hyderabad.	Shikarpur.	Thar and Parkar.	Upper Sind Frontier.	
Women	4	13	1	8	26
Ornaments of children	1	...	1	2
Gain	1	...	1	2
Other than the above	5	4	1	1	1	12
Total	7	8	16	2	9	42

25. Six persons were tried for offences as to birth, of whom 2 were convicted. There was only one such case (ending in acquittal) in 1886. There was almost the same number of persons tried for rape in 1886 and 1887. In 1886 five persons were convicted and 15 were acquitted, while in 1887 the numbers were 2 convicted and 21 acquitted. In neither year was any one convicted of an attempt at rape. There was also a decided decrease in the number of convictions for unnatural offences, only 1 out of 10 persons tried being convicted, while in 1886 out of 11 whose cases were disposed of 5 were convicted of this offence.

26. There was a considerable increase in the number of convictions for robbery and dacoity, 41 being convicted in 1887 against 26 in 1886. The numbers acquitted in the two years were respectively 48 and 50. I have already referred to cases of theft &c. I may add, however, a few coincidences as to a few offences. In 1887 and 1886 the persons tried for criminal breach of trust were respectively 112 and 113, while the acquittals were 75 and 77. The same decrease of one person is found as to receiving stolen property, the figures being 569 and 570, and as to offences against religion the figures being 9 and 10.

There were no convictions of offences as to religion or as to fraudulent deeds or as to documents and trade-marks. The three cases as to offences against religion (involving 9 persons) were from Karachi, Hyderabad and Shikarpur, each district supplying one case.

27. The proportion of convictions to acquittals was highest in the Upper Sind Frontier District, where 680 were convicted against 960 acquitted, followed by Thar and Parkar with 530 against 857 acquittals. Karachi gives 2,899 convictions against 6,005 acquittals, Shikarpur gives 2,570 against 7,855, and Hyderabad comes last with 2,471 convictions and 8,135 acquittals. Hyderabad, however, shows 4,046 acquittals as to hurt including many compounded offences, while Shikarpur gives 3,341 acquittals for hurt, so that these figures as formerly said are apt to mislead.

28. I now glance at a few matters affecting particular districts, but as to which there are not materials for general comparisons. Karachi had more persons under trial and more acquittals and more convictions than it had last year, and the convictions in it are said to have been 65 per cent. of the population, while 1 offence was reported as true in every 2.79 square miles. In that district there was an increase of offences returned as true under each main head against the person and against property and against local and special laws, but as to other offences against the Penal Code there was the very small decrease of 3.

Hyderabad reports more acquittals and fewer convictions than in 1886. This is so far owing (1) to the fact that Magistrates used to try cases of insult &c. which really were not cognizable by them, and (2) to increase in complaints of compoundable offences. The ease with which complaints of such offences can be made and withdrawn is commented on by several Magistrates. This district shows 8 murders reported true in 1887, 4 owing to motives as to women and 4 owing to 'other motives,' whereas in 1886 there were 7 owing to "other motives." There were 13 persons involved in the 8 murders against 10 persons in the 7 murders of 1886.

Shikarpur shows a slight increase of 95 in offences reported against the person, but in all other main heads a decrease is shown. The murders reported were 16 compared with 20 in 1886.

The Upper Sind Frontier shows both more acquittals and more convictions than there were in 1886. The murders reported for 1887 and 1886 were the same. I may add that while greater care directed to offences against the Police and Municipal Acts accounts at times for the report and punishment of an increased number of offenders, this very care also tends to cause greater caution and thus ultimately fewer offences. A similar observation applies to offences against the Opium and Abkari Acts.

29. I now consider the punishments inflicted by the various Courts, and they are shown in the following table contrasted with those for 1886 :—

Court.	SENTENCE.									
	Death.		Transportation.		Imprisonment.		Fine.		Whipping.	
	1887.	1886.	1887.	1886.	1887.	1886.	1887.	1886.	1887.	1886.
Sadar	9	6	1	3
Sessions	27	13	83	111	8	14	2	3
Magistrates	3,468	3,374	6,408	5,888	106	110
Total	9	6	28	16	3,551	3,485	6,416	5,902	108	113
Increase or Decrease	+3	...	+12	...	+66	...	+514	...	-5	...

* Including the two capital sentences passed on appeals against acquittals which are not shown in Statement 5, but in comparing important sentences like those of death, the omission of 2 out of 9 makes such a difference that I have shown them here. The Sadar Court also passed sentence of imprisonment on one person who had been acquitted.

30. The amount of fines imposed in 1887 was Rs. 91,996, while that realized was Rs. 66,607 of which Rs. 7,412 was paid as compensation. The amount of fines imposed and realized in 1886 was nearly the same, Rs. 89,096 and Rs. 64,573. The amount paid in compensation in 1886 was Rs. 5,043.

31. In 1887, 108 persons were flogged compared with 113 in 1886. Of the 108 persons flogged 69 were so in lieu of other punishment, and 24 in addition to other punishment, while 15 were juveniles. In 1886 the corresponding figures were 72, 33, and 8. Of the 108 persons flogged 25 received 10 stripes or under, 65 got stripes not exceeding 20, and 18 received between 20 and 30 stripes.

Karachi returns 42 cases of whipping, the same number as in 1886. In Hyderabad the number has fallen from 39 to 22, while in Shikarpur it has risen from 29 to 39. Jacobabad gives no case of whipping and Thar and Parkar gives 5. I have not, however, the figures for these districts for 1886.

The figures for Return 5A (Part 4) have been wrongly calculated. I calculate the figures for the consolidated return as follows. I take the total number of punishments and subtract double punishments, and also the number of persons simply ordered to give security, which does not seem a 'punishment' to be entered in the return in question. Taking the balance as the number of persons actually punished I subtract those whipped and take the balance as the 'other punishments.'

This shows 108 whipped against 8,762 who were sentenced to other punishments.

32. There were 31 cases involving 37 European British subjects before the Courts of Sind, only 1 being committed for trial, namely, to the Court of Session of Karachi, where he was acquitted. Of the 36 tried by Magistrates 17 were convicted and 19 acquitted. None claimed to be tried by a mixed jury or by a mixed number of assessors.

33. I now come to miscellaneous cases (Return No. 3) of which 531 cases were disposed of involving 635 persons, of whom 230 were discharged and 408 were convicted or bound over by an order. Of these the cases of 6 persons were referred to the Court of Session, the period of imprisonment awarded on failure to give security being above one year. Of these 633 persons, the cases of 386 are included in Return No. 2. Of the remaining 252, 23 were involved in cases as to

local nuisances and possession of immoveable property, while 56 were summarily fined for frivolous complaints, 1 for non-attendance as a juror or assessor, 3 for contempt of Court, 38 for non-observance of the conditions of a bond, and 5 were ordered to pay maintenance. In 116 cases the application for maintenance was rejected.

34. The total number of persons ordered to give security in 1887 was 287, very nearly the same as the number in 1886, namely 288, while the numbers discharged in the two years were 94 and 90 respectively. In neither year was there any proceeding against a witness under Chapter VI-C and section 485. In each year there was one case with one conviction against a juror or assessor for non-attendance. In 1886, 37 persons were ordered to pay maintenance against 5 in 1887, while the number of bonds forfeited in 1887 shows a decrease of 4.

As to Return No. 3, I may add that as no column is given for persons under trial at the end of the year, I have considered this return to apply only to decided cases, so that it differs from the figures as to the sub-heads 2, 3 and 8 in Return No. 2. This is in accordance with the Return No. 3 for the whole Presidency for 1886, but in that for 1887 the numbers pending are also included as to two sub-heads. In case it is desired to show these persons in the return, the cases as to "Proceedings for good behaviour" should be shown as 292 instead of 278, and the persons concerned as 304 instead of 288, the corresponding corrections being made as to the totals.

35. Coming now to appellate and revisional matters, there were 1,738 appellants before the Courts in 1887, the cases of 44 of whom were pending at the end of the year. Nearly a third of the appeals were summarily rejected, namely, 553, while in 739 cases the convictions and sentences were confirmed after the cases had been heard. The sentences of 262 were reversed, while those of 120 were modified and in the cases of 20 persons new trials were ordered. No proceedings were quashed. The following table shows the results as to each class of Courts:—

Appellate Court.	APPEAL				SENTENCE				New trial ordered.		Total disposed of.	
	Rejected.		Dismissed.		Modified.		Reversed.		1887.	1886.	1887.	1886.
	1887.	1886.	1887.	1886.	1887.	1886.	1887.	1886.				
Sadar	40	33	21	32	11	14	8	11	80	90
Sessions	253	215	94	100	47	50	83	97	17	9	494	471
Magistrates'	260	235	624	444	62	76	171	113	3	12	1,120	893
Total	553	483	739	576	120	140	262	221	20	21	1,694	1,444*
Increase or Decrease	+70	...	+163	...	-20	...	+41	...	-1	...	+259	...

* Including 3 not appearing in these details, there being no corresponding entry for 1887.

There was an increase of 254 appellants in 1887, while the persons whose cases were pending at the end of the year were 44 contrasted with 40 in 1886. In 1887 there were 1,447 appeal cases disposed of, while the number for 1886 was 1,330. The number of appellants whose sentences were altered or reversed in the two years were 382 and 361 respectively. The proportion altered by the Sadar and Sessions Courts was about 1 in 4, while in Magistrates' Courts it was about 1 in 5.

36. Taking the respective districts, far the greatest number of appeals was in the Shikárpur District, which contributed 715 out of 1,653 appeals to Magistrates and Sessions Courts. Of these 568 were to Magistrates' and 147 to the Sessions Court. Only 4 were pending at the end of the year. Then comes Karáchi with 438 appellants, Hyderabad with 266, the Upper Sind Frontier with 157, and Thar and Párkár with 77. The District Magistrate, Thar and Párkár, confirmed the decisions against 52 out of 57 appellants, the largest proportion to be found. But from that district only 7 out of 77 appellants were released, 3 by the District Magistrate and 4 by the Sessions Judge, while only 2 had their sentences modified by the District Magistrate. In Karáchi Magistrates reversed 27 out of 280 sentences of appellants whose cases were disposed of, while in

Hyderabad 43 were similarly reversed out of 147, but in the latter district only 4 were modified by Magistrates against 34 modified in Karáchi. The Sessions Court for Hyderabad interfered in 31 out of 107 appeals, and that of Karáchi did so in 38 out of 138. In the Upper Sind Frontier the District Magistrate and the Sessions Judge reversed 17 sentences each, and the Sessions Judge also modified 8 sentences. The duration of appeals before Magistrates was least in the Upper Sind Frontier with 6 days, and exceeded 17 days both in Karáchi and Thar and Párkar. The duration in the Sessions Court of Hyderabad for Thar and Párkar was 20 days; in the other districts it varied between 12 and 16 days. Before the Sadar Court it was 15 days. That Court had 85 appeals, or 6 less than in 1886; the other Courts show an increase. The Sadar Court appeals include 5 against acquittals (to three of which I have already referred), 2 from Shikárpur, and 3 from Hyderabad. One was pending as notice could not be served on accused, while one person who had been convicted under section 411 and acquitted under section 379 was found guilty under section 379.

37. As to revisional matters the cases of 814 persons were before the Courts in addition to those of 127 persons against whom complainants made applications. In 1886 there were 100 accused against whom complainants made petitions, exclusive of whom the cases of 873 were before the Courts. Adding such cases there were 941 persons before the Courts in 1887 and 973 in 1886. Magistrates had (383+9) 392, and Sessions Courts had (52+19) 71, all of whose cases were disposed of except 7. Magistrates quashed the proceedings against 20 persons, and further enquiry was ordered by them and Sessions Judges in 21 cases, while the cases of 62 persons were referred to the Sadar Court. I have already referred to the misleading nature of the heading of column 2 of this return (No. 6) as to revisional matters. According to it there were 311 applicants for revision before the Sadar Court besides 68 whose cases had been referred for revision (including those pending from 1886). But the cases of 99 other persons were before the Court on complainants' applications. In 11 cases the sentences were enhanced, in 29 they were altered and in 131 they were reversed, while 53 persons were ordered to be re-tried. The cases of 26 persons were pending at the end of the year, and in the decisions as to the rest no change was made. In 1886 the number of enhancements was 20, while sentences were reversed in 72 cases and modified in 32, a new enquiry being ordered in 16. In 1887 the average duration of a revisional case before a Magistrate was 13 days, before a Sessions Judge 19, and before the Sadar Court was 10 days. The revisional cases disposed of by Magistrates were 218, by Sessions Judges 30, and by the Sadar Court 288.

Jurors and Assessors.

38. The return as to these comes after the returns as to civil work, but as there were no jurors and assessors in civil cases, I more appropriately consider the matter here. The more serious cases tried in the town of Karáchi in the Sessions Court were so by jury. There were 17 such cases and in all of them the Judge approved of the verdict. The number of jurors in each case is 5. There were two cases in the same Court tried with the aid of assessors with whom in both cases the Judge agreed. Out of 75 tried by him with the aid of assessors the Sessions Judge of Hyderabad agreed with the assessors in 55 cases, while the Sessions Judge of Shikárpur agreed with them in 44 out of 52 cases. In 11 cases the Sessions Judges of Hyderabad and Shikárpur differed from both assessors and in 17 they differed from one. These 146 cases exclude 15 in which the assessors' opinions were not asked as in 5 cases prisoners pleaded guilty and the charge was withdrawn in 4 cases, while 6 cases disposed of by the Sessions Judge of Hyderabad were so under section 123, Criminal Procedure Code.

39. Taking the population of Sind as 24,13,823 and the area as 48,014 square miles, one offence was reported for a little above every 2 square miles and for above every 100 of the population, the figures being 44 per square mile and 87 per hundred of the population. The rate of convictions was 37 per hundred of population and 19 per square mile, so that roughly speaking there was one conviction to every five square miles of area and to every 270 persons of the population.

Taking the number of civil suits instituted in all Courts, which will presently be shown as 21,749, there was a civil dispute (involving at least two persons) for a little above every 100 of the population and for about every two square miles, the arithmetical figures being 9 per hundred of the population and 45 per square mile. The numbers of offences reported and of suits instituted were not far dissimilar, namely 21,221 and 21,749. In other words, almost every two square miles and almost every 100 of the population gave an offence reported and a civil suit.

Civil Justice.

40. I now take up the subject of the administration of civil justice. The total number of suits filed in all the Civil Courts in Sind was 21,749 of the estimated value (so far as it could be calculated) of Rs. 18,79,763, which compared with the figures for 1886 gives an increase of 2,169 in suits and a decrease of Rs. 1,20,855 in their value. The cases disposed of in 1887 were 21,721 against 19,108 in 1886, giving an increase of 2,613.

41. There were 2 suits in the Court of the Judicial Commissioner in 1886, while there was none in 1887. This Court only takes up suits under the Indian Divorce Act of 1869, and for purposes of general comparison as to civil work this Court and those of Mámlatdárs may be left out of view. The Revenue (Mám-latdárs') Courts I shall consider separately. The following table shows the cases with their value which were instituted and also those disposed of in these two years in the Courts in Sind usually engaged in disposing of civil disputes. I would here mention that I fear a number of suits were undervalued, as I have had to point out several instances before Subordinate Courts in which the Court-fee was taken as ten rupees when a considerably larger duty was payable:—

Year.	Suits.		
	Instituted.	Valued at	Disposed of.
1	2	3	4
1886	19,149	Rs. 19,58,762	18,687
1887	21,306	18,24,318	21,276
Difference	+ 2,157	- 1,34,444	+ 2,589

The returns are satisfactory as showing an increase in the number of suits instituted and disposed of.

42. Owing to orders to enforce the utmost economy, in 1886-87 the Subordinate Courts' circuits were discontinued, which temporarily affected the number of suits filed in 1886. A considerable decrease in the number of suits instituted in that year was reported and I may here give some numbers for 1885 which correspond to a great extent with those for 1887. In that year 21,246 suits or much more nearly the number for 1887 were filed, but the estimated value was Rs. 18,72,433 or nearly half a lách of rupees above that for 1887. As a rule no better explanation can be given of the increases and decreases in the value of suits than that in one year there may be suits for exceptionally large amounts. The decrease was not by any means uniformly spread over all the Courts. For instance, in the Karáchi District there was a slight decrease as to Subordinate Courts, but the District Court shows an increase of about Rs. 75,000. Against this has to be placed a large decrease of about 2½ láchs in the Shikárpur Courts.

43. The following table shows the classes of Courts in which the decreases and increases respectively were found, and at first sight it is strange that while the District Courts and Subordinate Courts show an increase, the Small Cause Court shows a decided decrease. The civil jurisdiction of the Cantonment Court was abolished in April 1887, so that no comparison can be made as to it with the figures for former years. As already said the Small Cause Court for the Cantonment of Karáchi was constituted in 1887, with jurisdiction only up to Rs. 200

instead of Rs. 500. I believe the result has been some confusion as to the Court having jurisdiction over suits valued at sums between Rs. 200 and Rs. 500 in the Cantonment which will now be rectified. I take the two Small Cause Courts as representing the one Small Cause Court in 1886, which for statistical purposes will be correct. It is strange that the number of suits instituted in the new Small Cause Court exactly corresponds with that of suits in the Cantonment Magistrate's Court abolished in April--47 in each case:—

Year.	COURTS.				
	District.	Subordinate.	Small Cause.	Cantonment Magistrate's.	Total.
1886	142	16,491	2,403	113	19,149
1887	153	19,179	1,927	47	21,306
Difference ...	+11	+ 2,688	- 476	-66	+2,157

44. On referring to Statement No. 7 it will be seen that the chief increase in the Subordinate Courts are under the heads of "Contract in writing," "Account stated" and "Goods sold," the increase as to which exceed 2,200, while the Small Cause Court shows a decrease of above 460 under the first two of these heads. The figures in the District Courts under the several heads for the two years show very little difference and under some heads are exactly the same. Taking the districts as a whole Shikárpur heads the list with 8,370 suits valued (so far as could be estimated) at about Rs. 8,22,000 (including the Cantonment Court of Jacobabad), while Hyderabad follows with 7,354 suits valued at Rs. 4,69,550, while Karáchi (including the Small Cause Courts) gives a total of 5,041 suits valued at Rs. 4,93,154. The value of the Small Cause Court suits was slightly above Rs. 1,00,000, but it is to be recollected that all of them were capable of valuation.

45. As stated in a former report, owing to the non-existence in Sind of Subordinate Judges corresponding with the First Class Subordinate Judges under the High Court, the District Courts in Sind try many original suits which would come before Subordinate Judges in Bombay. Also in part of the district of Karáchi (including the city of Karáchi) there is no Subordinate Judge, so that all cases from it have to go either to one of the Small Cause Courts, or the District Court. The effect is marked. In Hyderabad 5 original suits, 3 of which were valued at Rs. 20,824, were filed in the District Court, while in Karáchi there were 116, of which 97 were valued at Rs. 2,10,600. Shikárpur, by far the hardest worked district, comes between the two with 32 original suits of which 26 were valued at Rs. 2,68,993. As to appeals the reverse is the case, Karáchi giving only 21 new ones, while Hyderabad gives 55, and Shikárpur has nearly double both these, or 142. There were no suits in what may be called the District Court of Thar and Párkar.

46. The decrease before the Small Cause Court is ascribed to the fact that greater strictness has been shown by the present Judge of that Court in enforcing provisions of the Civil Procedure Code applying to the Small Cause Court and the Limitation Act. The stricter application of the laws has caused a temporary decrease in the number of suits. A slight decrease in a Subordinate Court in the Karáchi District is attributed to the fact that for part of the year the work of two Courts was carried on by one Subordinate Judge. I can quite understand that some suits were temporarily kept back on that account, but the number of suits disposed of in both those Subordinate Courts shows a considerable increase instead of a decrease which might have been expected in at least one of them.

47. On comparing the figures in Return No. 8 with those for last year it is found that more than half the increase in suits is in those the value of which does not exceed Rs. 10. There is also a large increase in those not exceeding Rs. 50 in value, while in suits exceeding Rs. 1,000 there was only an increase of 5 suits. The number of suits in 1887 and 1886, of which the values are reported as incapable of being estimated in money, are very nearly the same, namely, 181 and 184 respectively.

48. The suits before these Courts during the year and the numbers disposed of are thus contrasted for 1886 and 1887 :—

Cases.	COURTS.									
	District.		Subordinate.		Small Cause.		Cantonment.		Total.	
	1886.	1887.	1886.	1887.	1886.	1887.	1886.	1887.	1886.	1887.
For disposal ...	236	241	17,426	20,585	2,527	2,188	113	47	20,302	23,061
Disposed of ...	151	167	16,157	19,107	2,266	1,955	113	47	18,687	21,276
Pending ...	85	74	1,269	1,478	261	233	1,615	1,785

There was an error of 1 in the number of pending suits shown last year for 1886, as the total is now said to have been 1,616 instead of 1,615. But as the error is so slight and I have not the detailed reports for last year before me, I leave the figures for 1886 in the above table as they were given in last year's returns. Of the 1,785 pending at the end of the year under report 499 had been so for above three months.

49. I may mention the Thar and Párkar District in which there were only 578 suits before the Courts out of which 526 were disposed of. Only 23 cases are shown as contested, and in those plaintiff was successful in only 14 cases. In that district the cases are disposed of by the revenue officers who cannot try them during the circuit season so regularly as is done in the other districts, as they have to dispose of their regular criminal and revenue work. The average duration, however, is smaller than would at first sight be expected, 31 and 45 days respectively, showing that the plaintiffs file their cases usually when they can without much delay be disposed of. The Deputy Collector, Jacobabad, is Subordinate Judge for Thul and Kashmir, but he has to dispose of civil work during the circuit time, because in the intensely hot weather of Upper Sind he is for some months chiefly at Jacobabad, which is outside of his civil jurisdiction.

50. Taking the chief heads under which they fall as contested, uncontested &c., the cases decided may be thus contrasted for 1886 and 1887 :—

Year.	CASES DISPOSED OF.					
	Without trial.	Compromised.	Admitted.	Referred to arbitration.	Decided <i>ex-parte</i> .	Contested.
1886 ...	5,835	5,975	1,189	347	2,521	2,820
1887 ...	7,277	7,000	1,208	387	2,801	2,603
Increase or Decrease ...	+ 1,442	+ 1,025	+ 19	+ 40	280	-217

This shows an increase in 1887 under all heads except that of contested.

Above a third of the cases decided were never brought to trial and a still greater number of claims were admitted or compromised. Out of the 21,276 cases disposed of only 2,603 or little below an eighth were contested ones, excluding 387 referred to arbitration. Out of these the plaintiff was more or less successful in 2,139 cases and the defendant was wholly so in 464, showing above 4 out of 5 contested decisions partly in plaintiff's favour. In 1886 plaintiffs were similarly successful in 2,330 out of 2,820 contested cases. Claims awarded *ex-parte* were not much in excess of the above numbers, plaintiffs in *ex-parte* suits obtaining decrees in 2,705 cases but being unsuccessful in only 96. Last year the corresponding figures were 2,412 and 109. Naturally the proportion of cases decided *ex-parte* is far largest in the Small Cause Court, where nearly one-third of the total cases decided were 20 *ex-parte* in plaintiff's favour, only 14 being dis-

missed *ex-parte*. Leaving out the Small Cause Court, plaintiffs in all Courts were successful in 1,941 out of 2,344 contested cases and in 2,056 out of 2,138 *ex-parte* cases. Only 96 suits were dismissed *ex-parte* for all Sind, being 36 from all Courts in the Karáchi District, and 29 and 31 respectively for those in the Hyderabad and Shikárpur Districts. No suit was so disposed of by a District Court, or by the Cantonment Small Cause Court, in which the decisions for plaintiffs were the same in *ex-parte* suits and in contested ones, namely 13. It is to be remembered that many contested cases in Sind are only nominally so, the only dispute being whether payment is to be made by instalments or not. On the contrary, cases shown as compromised are at times suits for large sums, which have been fought out nearly to the end, when from fear of losing the case or from intervention of friends the parties mutually agree to make a private settlement. This accounts in part for the long duration of many cases shown as 'uncontested' in the returns.

51. The number of cases decided by arbitration was 387 against 347 in 1886. Almost all of these were decided in the Subordinate Courts and in plaintiff's favour, the District Courts only disposing of 28 by arbitration, all of which were decided for the plaintiffs. In the Karáchi District Court 18 were thus disposed of, while 8 were so in Shikárpur, the balance being 2 for Hyderabad. Of the arbitration suits decided in Subordinate Courts most were so in the Districts of Shikárpur and Hyderabad, the figures being 163 and 149 respectively, leaving only 34 for the Subordinate Courts in Karáchi (of which 30 were before the Sehwan Court) and 6 for Thar and Párkar. The numbers for Shikárpur and Hyderabad of cases thus decided for defendants were strangely alike, being 10 and 8 respectively. Especially in Shikárpur delay before arbitrators used to cause great delay in disposing of some suits. It used to be thought that if a case was referred to arbitration any number of postponements would be granted, and the Court was trifled with till at last some references had to be cancelled. Of late arbitrators have learned that if they undertake the duty, they are expected to perform it within a reasonable time, while parties are learning that they must attend before arbitrators when required to do so, and are not at liberty to attend or not at pleasure or entitled to obtain adjournments whenever they choose to ask for them.

52. The average time occupied by suits in the respective classes of Courts is shown below, the time being expressed in days, and fractions above half a day being taken as a whole day. I regret that the figures as to District and Subordinate Courts given in last year's report, as to this matter are erroneous, as I find their averages were wrongly calculated. I had formerly given special instructions as to this matter but these had been forgotten. No useful comparison can be given with last year's reported figures. The figures especially as to District Courts are considerably less than they would be if calculated on last year's system. I have been enabled to give the proper averages for 1886 from notes kept in my office which I give instead of those in last year's report:—

Year.	AVERAGE DURATION IN COURTS.							
	District.		Subordinate.		Small Cause.		Cantonment Magistrate's.	
	Contested.	Uncontested.	Contested.	Uncontested.	Contested.	Uncontested.	Contested.	Uncontested.
1886... ..	174	126	66	32	20	21	33	4
1887... ..	317	164	66	32	46	28	28	1
Increase or Decrease	+145	+38	+26	+7	-5	-3

53. It is strange that the result as to Subordinate Courts shows exactly the same average as that for 1886. The Small Cause Courts show an increase and the District Courts give a very decided increase. It is to be remembered that when there are few suits decided in a Court, of which suits one or two have been

pending for long, the general average is much affected. In fact, the year in which most energy is displayed and most work is cleared off may in consequence show a very high average duration of cases. A matter greatly affecting Subordinate Courts is that in Sind many people wander about from village to village and from district to district according to the nature of the season. In a dry season many go to a distance where there is water for their cattle, so that there is often much difficulty in finding where defendants and witnesses are. This so far affects other Courts as parties go to foreign countries.

54. Naturally the Cantonment Magistrate's Court gives the lowest average, $1\frac{1}{2}$ day for uncontested cases and 27 for contested ones. The average for uncontested cases was too small, but I need not dwell on this as the Court now does no civil work. The Small Cause Courts with 23 and 46 days come next, the Cantonment one gives 15 and 19. The Subordinate Courts in Thar and Pärkar and in Karáchi are very much alike as to contested cases, the figures being 45 and 46 respectively, but uncontested cases in these Courts in Karáchi occupied 26 against 31 days. Hyderabad follows with 30 and 54 days, while Shikárpur shows the maximum of 37 and 80. The District Courts vary much, Karáchi showing an average duration of 98 and 140, while Hyderabad has 96 and 210, and Shikárpur required 376 days for uncontested suits and no less than 1,057 for contested ones. The explanations formerly given as to arbitrators' delays and the settlement of cases after they have been fought out for long applies chiefly to Shikárpur. I may add that in the present year the District Judge of Hyderabad as Joint Judge spent a considerable time at Shikárpur, so that better returns may be expected next year. Last year the Judge of Hyderabad was for a while in charge of both the Hyderabad and Shikárpur Districts, which so far increased the rates of both these districts.

55. I now come to the Revenue Courts which had 461 cases before them in 1887, of which 443 were instituted in that year, and of which 445 were disposed of, leaving a balance of 16 pending at the end of the year. The value of the suits instituted so far as it could be calculated was Rs. 55,445. Taking the figures reported for last year 430 were instituted valued at Rs. 41,856 and of 437 before the Courts, 419 were disposed of, leaving a balance of 18 at the end of 1886. The average duration in 1887 is given as 17 and 31 respectively against 18 and 23 in 1886. This shows an increase in suits instituted and their value and in the number disposed of.

56. It is noteworthy that Shikárpur gives exactly as many suits instituted in these Courts—189—as were instituted in Karáchi and Hyderabad together, while 191 were disposed of in Shikárpur against 190 in these two districts. Two cases were pending at the end of 1887 in each of three districts—Hyderabad, Thar and Pärkar, and the Upper Sind Frontier. Out of 445 cases disposed of 213 were contested, only 58 being decided *ex-parte*, of which 49 were dismissed, while 111 were admitted or compromised, and 29 were disposed of without trial. One was referred to arbitration.

The average durations varied much, Karáchi being lowest with 7 and 14 days for uncontested and contested cases respectively. Shikárpur gives 9 and 12 respectively. Hyderabad gives 44 and 85, while the Upper Sind Frontier gives 49 for uncontested cases against 19 for contested ones.

These Courts had no miscellaneous cases before them.

57. There were 988 miscellaneous cases before all the Civil Courts, of which 793 were before the Subordinate Courts, 44 before the (City) Small Cause Court of Karáchi, and 151 before the District Courts. Out of the 988 for trial 859 were disposed of, leaving 129 pending. The corresponding figures for 1886 were 910 cases, of which 778 were disposed of, leaving 132 pending. Of those contested in 1887, 161 were decided for plaintiff and 183 for the defendant. This is chiefly owing to Subordinate Courts in Shikárpur which decided 131 out of 191 contested cases in defendant's favour. In 1886 the proportion was the reverse, 241 contested cases being decided in plaintiff's favour against 89 for defendants. Two were referred to arbitration in 1887, of which one was decided for plaintiff and one for defendant. Of 126 cases decided *ex-parte*, 83 were for plaintiff and 43 for defendant. About two-thirds of all these cases were in the Shikárpur District, which contributed 623 out of the 988 for disposal. None

were from Thar and Párkar. The following table shows a few details as to them.

Court.	Cases for disposal.		Cases disposed of.		Contested cases disposed of.		AVERAGE DURATION IN			
							Contested.		Uncontested.	
	1886.	1887.	1886.	1887.	1886.	1887.	1886.	1887.	1886.	1887.
District Court ...	159	151	131	130	62	56	262	60	106	64
Subordinate Court ...	680	793	582	689	238	272	84	58	40	36
Small Cause Court ...	71	44	65	40	30	16	80	56	30	46
Total ...	910	988	778	859	330	344

The Shikárpur District Court, which has such a large duration for regular civil cases, shows for miscellaneous cases 58 and 91 days, the uncontested cases taking considerably longer than the contested. It disposed of 36 contested cases contrasting with 7 and 13 in the Hyderabad and Karáchi District Courts. The Shikárpur Court had no *ex-parte* cases, while the Hyderabad and Karáchi Courts had 15 and 24, all decreed for plaintiff. The uncontested cases before the Hyderabad District Court also lasted considerably longer than the contested ones. This anomaly is partly accounted for by the fact that summonses have to be served at a great distance and partly by the fact that such uncontested cases are often conducted by the parties in person to whom more indulgence is shown than would be shown to pleaders.

58. I now come to the Appellate Courts. Including 165 pending from the previous year, there were 393 appeals before the District Judges of which 267 were disposed of. I have already pointed out how the number of appeals varies in different districts. Passing over Thar and Párkar with only 5 appeals, the District Court of Karáchi had the fewest 23, while that of Shikárpur had 276 or more than double the appeals in all the other districts.

The following table gives the most important details as to the appeals before each District Court and a comparison of the totals for 1887 and 1886 :—

District.	APPEALS.			ORDER OF SUBORDINATE COURT.				Total.	Pending.	Average duration.
	Before Court.	Rejected, section 551.	Dismissed for default.	Reversed and case remanded.	Reversed.	Modified.	Confirmed.			
Karáchi ...	23	1	7	3	11	22	1	72
Hyderabad ...	89	12	8	7	8	3	21	59	30	243
Shikárpur ...	276	3	33	9	23	21	94	183	93	348
Thar and Párkar ...	5	...	1	2	3	2	40
Total ...	393	15	42	17	38	27	128	267	126	299
1886 ...	372	13	27	19	30	23	95	207	165	304
Increase or Decrease ...	+21	+2	+15	-2	+8	+4	+33	+60	-39	-5

This shows that in 82 of the 210 appeals heard by the Courts after issuing notice to the respondents the decision of the Subordinate Court was considered unsatisfactory and the order was reversed or modified or the case was remanded

or further trial. In 1886 this was the case with 72 appeals out of 167 which came fully before the District Courts for formal decision. The proportions for the various districts of cases in which decisions were confirmed under section 551 or after trial were nearly the same, decisions being confirmed in 11 out of 22 cases decided in Karáchi, in 33 out of 59 in Hyderabad, in 97 out of 183 in Shikárpur, and in 2 out of 3 in Thar and Párkar.

59. In the Sadar Court there were 20 first appeals of which 15 were decided, leaving 5 pending. In the 15 appeals decided 4 decisions were confirmed, 5 modified, and 6 reversed; none of these was heard *ex-parte*. The average duration was 51 days. There were 52 second appeals, in 13 of which the decisions were confirmed under section 551, and 2 were dismissed for default. In all, 49 out of the 52 were disposed of, 16 decisions being confirmed after formal hearing besides the 13 above referred to, 2 being modified and 16 reversed. The average duration was 62 days, giving a total average of 60 days for appeals before the Sadar Court. No appeal was remanded by that Court in 1887. Taking all the appeals before the Sadar Court 29 decisions out of 64 were reversed or modified.

There was a considerable increase in the appeals to the Sadar Court in 1887, the number in 1886 having been only 33 of which 34 were disposed of in that year, leaving 4 to be heard in 1887. In that year 17 out of 34 were altered with an average duration of 181 days.

60. There was one miscellaneous appeal before the District Court of Karáchi, which was disposed of under section 551 on the day it was presented. Including 1 pending from 1886, there were before the District Court of Hyderabad 7 miscellaneous appeals all of which were decided with an average duration of 95 days, 1 decision being confirmed and 6 reversed. The District Court of Shikárpur had 19 such appeals, of which 16 were disposed of, leaving 3 pending. In the 16 decided, 5 decisions were confirmed, 3 modified and 7 reversed (all after contest), and in 1 the decision was confirmed under section 551. This gives a total of 16 decisions more or less altered by District Courts out of 24 cases disposed of. The average duration of those appeals was 77 days. The Sadar Court had 14 miscellaneous first appeals, 10 of which were decided leaving a balance of 4 at the close of the year. In these 10, 2 decisions were confirmed, 2 modified and 5 (or exactly one-half) reversed, and in 1 the decision was confirmed under section 551. 7 out of 10 decisions were thus altered more or less. The following table will show how these miscellaneous appeals in all Sind were disposed of:—

Court.	* MISCELLANEOUS APPEALS.			ORDERS.			Total disposed of.	Average duration.
	Before Courts.	Summarily rejected, Section 551.	Dismissed for default.	Confirmed.	Reversed.	Modified.		
District Court ...	27	2	...	6	13	3	24	77
Sadar Court ...	14	1	...	2	5	2	10	50
Total ...	41	3	...	8	18	5	34	...
1886 ...	30	1	1	14	11	...	27	...
Increase or Decrease	+11	+2	-1	-6	+7	+5	+7	...

61. In addition to the appellate work before it the Sadar Court disposed of 44 applications under section 622, 2 under section 623, and 1 under section 617 of the Code of Civil Procedure, and a very large number of cases were examined by it on circuit.

It is noteworthy that the numbers of regular civil and criminal appeals disposed of by this Court in 1887 were exactly the same—64.

62. I now come to the proceedings taken to execute decrees for which purpose 13,258 applications were before the District Courts, Small Cause Courts and Subordinate Courts. Out of that number 12,185 were disposed of, but as to 9,686 applications there was no result obtained, except perhaps that of keeping the decree alive. Satisfaction was obtained in full as to 1,735 and partly as to less than half that number, namely 758 applications, while 6 were transferred. There were 1,073 pending at the close of the year, out of which 195 had been so for more than three months.

The result of issuing processes was the payment of Rs. 2,31,494, the imprisonment of 345 debtors, the sale of moveable property in 192 instances and of immoveable in 201, and the delivery of property to the judgment-creditor in 50 cases, while partition was effected in 7 instances and specific performance enforced in 3, and special arrangements as to realizing the sums due were sanctioned in 1 case. Execution was otherwise effected in 108 cases. Out of all the judgment-creditors arrested, 555 persons were released without being imprisoned. Without any recourse to the Court's aid, a sum of Rs. 58,255 was realized for judgment-creditors through the Court.

63. The following table shows how the execution work was distributed among the Courts in 1886 and 1887:—

Class of Court.	APPLICATIONS.											
	For disposal.		Satisfied.						* Disposed of.		Pending.	
			Fully.		Partly.		Not at all.					
	1886.	1887.	1886.	1887.	1886.	1887.	1886.	1887.	1886.	1887.	1886.	1887.
District	251	238	70	61	23	19	105	96	207	181	44	57
Subordinate	11,091	11,116	1,635	1,415	613	554	8,155	8,321	10,403	10,291	688	825
Small Cause	3,103	1,904	222	259	424	185	2,423	1,269	3,069	1,713	34	191
Total	14,445	13,258	1,927	1,735	1,060	758	10,683	9,686	13,679	12,185	766	1,073
Increase or Decrease	-1,187	...	-192	...	-302	...	-997	...	-1,494	...	+307

* Including applications transferred.

This gives a result rather unexpected at first, that the totals are in all cases less in 1887 than they were in 1886, except as to pending applications.

I now show the results in the different Courts and years:—

Class of Court.	Amount realized by Court's process.		PERSONS.				PROPERTY.							
			Arrested and released.		Imprisoned.		Moveable.				Immoveable.			
							Attached and released.		Sold.		Attached and released.		Sold.	
	1886.	1887.	1886.	1887.	1886.	1887.	1886.	1887.	1886.	1887.	1886.	1887.	1886.	1887.
District	81,104	1,44,040	2	4	3	3	9	..	3	6	3	1	20	7
Subordinate	1,06,777	77,183	440	459	283	253	494	226	148	143	324	343	235	194
Small Cause	10,961	9,326	169	92	79	90	39	83	79	43
Total	1,47,842	2,31,494	631	555	370	345	542	259	230	192	327	344	255	201
Increase or Decrease	+85,651	..	-76	..	-25	..	-283	..	-38	..	+17	..	-54

64. It is very satisfactory to find that though fewer persons were imprisoned and property was sold in fewer cases in 1887, yet Rs. 83,651 more were realized through the Courts than in 1886. There was however a decrease of Rs. 69,563 in 1887 in the amount realized without the aid of the Court.

Out of the 345 cases of imprisonment Hyderabad is responsible for 161, next comes the Small Cause Court with 90, Shikárpur with 77, Thar and Párkár with 9, and Karáchi with only 8. Only 3 persons were imprisoned by order of a District Court—that of Karáchi.

In the Cantonment Small Cause Court no one was arrested, and only 3 processes for sale of moveable property were issued, which was released from attachment while Rs. 62 were realized. It is worthy of notice that in the other Small Cause Court the number of persons imprisoned (90) was almost equal to that of persons arrested but not imprisoned (92). In Hyderabad too the figures were nearly the same, 161 imprisoned, to 154 released. In Shikárpur 193 were released. In Thar and Párkar and Karáchi the numbers imprisoned were 9 and 8 respectively, but persons arrested and released numbered 70 and 46 respectively.

65. Immoveable property was sold in 89 cases in Hyderabad and in Shikárpur in 87 cases, while this was done in only 25 cases in Karáchi. Moveable property was sold in 75 cases in Shikárpur, while in the rest of Sind (excepting the Small Cause Courts) this was done in only 74 cases. The number of applications in Shikárpur and Hyderabad were nearly the same, 5,117 and 4,666, while that for all the Courts in the Karáchi District was 3,310, namely 1,901 for the Small Cause Courts and 1,436 for the District and Subordinate Courts. The balance of 135 was provided by Thar and Párkar.

66. Of the total sum realized by process (Rs. 2,31,494), the Shikárpur District Court provided nearly half or Rs. 1,07,944, being three times the amount realized through the Subordinate Courts in that district. The Karáchi District Court follows with Rs. 36,995 against Rs. 21,878 provided by the Subordinate Courts and Small Cause Courts in that district. The Hyderabad Subordinate Courts give Rs. 27,806 or nearly as much as the Shikárpur Subordinate Courts, but in that district the District Court collected nothing by the issue of process. In Thar and Párkar the total thus realized was Rs. 4,037.

67. As to sums paid voluntarily Shikárpur again comes first with Rs. 36,204 (of which above two-thirds were paid to the Subordinate Courts) followed by Hyderabad with Rs. 15,677 (of which less than a tenth was through the District Court) and Karáchi with Rs. 5,505, the Small Cause Court and Thar and Párkar showing only Rs. 571 and Rs. 296 respectively under this head.

68. Mukhtyárkars had 38 applications for execution, only 1 of which was infructuous, while in 36 full satisfaction was obtained and 1 was pending at the end of the year. At the end of the previous year likewise only 1 application was pending, but in that year the total applications before these Courts were only 6 of which 5 were satisfied in full. A sum of Rs. 70 was realized after the issue of process and Rs. 29 without the issue of process in the District of Hyderabad.

69. I now consider the return as to insolvency matters. There were 59 applications or 28 less than in the year 1886. Of these 45 were before the Hyderabad and Shikárpur Subordinate Courts, 8 before the Small Cause Court and 6 before the Karáchi and Shikárpur District Courts. No such applications were before the District Court of Hyderabad or the Subordinate Courts of Karáchi or the Courts in Thar and Párkar or in the Cantonment Small Cause Court. Seventeen applications were not proceeded with, leaving 42 for orders. Out of this number 16 were rejected and 13 granted; while 13 were pending at the end of the year. In 5 of the 13 applications granted a receiver was appointed. No penal steps were taken against any one in 14 applications, but sentence of imprisonment was passed by the District Court of Karáchi in 2 cases. In 1886, 30 were rejected and 19 granted; but no penal steps were taken against any applicant. In 1887, 12 insolvents received discharges and proceedings as to 3 estates in receiver's hands were finally closed; the corresponding figures for 1886 being 9 insolvents discharged while proceedings as to 5 estates in receiver's hands were finally closed.

70. In 1886 Rs. 4,115 were shown as realized, while only Rs. 1,212 were disbursed, leaving a considerable sum for disbursement in 1887, in which year Rs. 4,203 were realized (chiefly in Shikárpur), but Rs. 5,621 were disbursed. Except Rs. 2 in Hyderabad and Rs. 20 in the Small Cause Court, all the disbursements were in the Shikárpur Courts. Creditors' claims were admitted for Rs. 5,519 in the District Court of Karáchi, and for Rs. 6,311 in the Small Cause Court and for Rs. 6,217 in the District Court of Shikárpur and for Rs. 893 in Subordinate Court in Hyderabad. The only entry of creditors' claims as satisfied is for Rs. 1,151 in the District Court, Karáchi.

71. Generally speaking the records and books of the various Courts are reported to be in good condition, though the ravages of white ants have to be guarded against. The reports from the various districts are appended, but you will observe that the figures in them are often very different from those in the statements. Several reports were returned once for correction, and were corrected or re-written, but some statements had to be sent back over and over again, so that it was useless to think of correcting the reports. When they differ from the statements, the figures in the latter should be taken as correct. As already stated you will probably find some errors even in these, but they do not effect the general totals much, and the time taken to correct them would be considerable. As there could be no materials for a comparison with former years' figures no report is sent from the new Court of Small Causes for the Karachi Cantonment.

I have the honour to be,

Sir,

Your most obedient Servant,

G. M. MACPHERSON,
Judicial Commissioner in Sind.

JUDICIAL STATEMENT No. 1—(CIVIL AND CRIMINAL).

Statement showing the number of Judicial Divisions and the number of Officers exercising Appellate or Original Jurisdiction in the Presidency of Bombay on the last day of the year 1887, with the Cost of Tribunals.

B 8 63-13

Name of Presidency.	Area.	Population.	Number of Divisions for Courts under Chief Court, but superior to the Chief Courts of Districts.	Number of Districts.	Number of Sub-Districts.	TOTAL NUMBER OF OFFICERS EXERCISING ORIGINAL OR APPELLATE JURISDICTION.					TOTAL NUMBER OF CASES DECIDED.				Total Receipts of the Courts.	Total Charges of the Courts.	REMARKS.				
						Judges of Chief Court of Province.	Judges of other Courts superior to Chief Courts of Districts.	Judges of Chief Courts of Districts.	Judges of District Courts other than Chief Courts.	Judges of other Subordinate Courts.	Original.		Appeals.								
											Regular.	Miscellaneous.	Regular.	Miscellaneous.							
1	2	3	4	5	6	7	8	9	10	11	12	13	14	15	16	17	18				
Presidency of Bombay.	Territory subject to the High Court.	76,026	1,40,40,501	...	13	103	(a) 7	..	(b) 13	8	(c) 109	163,597	247,525	4,712	178	Ra. a. p. 24,87,457 7 2	Ra. a. p. 40,34,237 15 3	(a) Includes the Chief Justice. (b) The District Judge of Poona is also Agent for Baroda in the interim. (c) Includes 7 Small Cause Court Judges, 2 Registrars and 5 unpaid officers. Besides these there were also 3 Custom Magistrates, 1 Agent for Kolhapur and Southern Maratha Country and 1st Magistrates and Mahalkaris under Act III of 1876 who exercised civil powers. (d) These are District and Presidency Magistrates exclusive of Sessions and Assistant Sessions Judges. (e) These include all classes of Magistrates except District Magistrates. Besides these there were 1 subordinate Judge who was invested with criminal powers and also 11 Police Patils. (f) Is the Judge of the Sadar Court in Sind. (g) Besides these the Deputy Commissioner of Thar and Parkar exercised civil powers. (h) Includes 2 Small Cause Court Judges. Besides these there were also 1 Registrar, 1 Deputy Collector, 7 Mukhtars, 10 and 7 Munshis, and 11 Mahalkaris who exercised civil powers. (i) These include all classes of Magistrates except District Magistrates. (j) Includes also applications of execution of decrees and attachments under Chapter XX, Civil Procedure Code.			
							Criminal	21	146	(d) 21	..	(e) 522	80,220				1,000	2,426	806
							Revenue				10,201	870	..
	Territory not subject to the High Court.	63,320	24,15,523	...	4	13	(f) 1	..	(g) 2	..	(h) 14	21,276	17,000	2,1	24	2,76,515 12 10	4,80,913 7 8				
							Criminal	8	21	8	..	(i) 135	16,241				531	1,447	526
							Revenue	445				87
											2,01,250	(j) 2,63,118	8,928	1,644	27,84,223 4 0	45,29,121 8 0					

10

Statement showing the number of Judicial Officers exercising Original and Appellate Jurisdiction, both Europeans and Natives, in the Presidency of Bombay including Sind.

Designation.	Europeans.	Natives.	Remarks.	Designation.		Remarks.
				Europeans.	Natives.	
Chief Justice and High Court Judge	6	1		Subordinate Judges, First Class	15	
Judge of the Sadar Court in Sind	1	..		Do. Second Class	99	
District and Sessions Judges	15	1		Magistrates, First Class	66	
Assistant Judges, F. P., and 2nd Sessions Judges	1	1		Do. Second Class	4	
Assistant Judges	6	2		Do. Third Class	5	
Small Cause Court Judges	6	5		Police Patils	12,12	

*Her Majesty's High Court of Judicature,
Appellate Side, Bombay, 12th November 1888.*

MAHADEV P. BARVE,
Acting Assistant Registrar.

JUDICIAL STATEMENT No. 2—(CRIMINAL).

Statement of Offences reported and of Persons tried, convicted and acquitted of each class of offence in the Presidency of Bombay in the year 1887.

Description of Offence.	Number of offences reported.	Number of cases returned as true.	Number of cases brought to trial during the year.	NUMBER OF PERSONS					REMARKS.
				Under trial during the year, including pending from previous year.	Acquitted or discharged.	Convicted.	Died, escaped, or transferred to another Province.	Remaining under trial.	
1	2	3	4	5	6	7	8	9	10
Offences against the State, Chapter VI of the Indian Penal Code.	
Offences relating to the Army and Navy VII.	
Offences against the public tranquility VIII.	691	438	417	3,455	2,205	1,085	(a) 2	163	(a) 1 died and 1 escaped.
Attempts at do.	
Offences by, or relating to, public servants IX.	121	92	94	114	68	42	...	4	
Attempts at do.	1	1	1	1	1	
Contempts of the lawful authority of public servants... .. X.	679	655	632	1,086	485	526	...	75	
Attempts at do.	6	6	6	8	1	7	
False evidence and offences against public justice XI.	833	731	738	1,012	446	532	(b) 3	31	(b) escaped.
Attempts at do.	2	2	2	2	2	
Offences relating to coins and Government stamps XII.	97	80	81	87	40	47	
Attempts at do.	
Offences relating to weights and measures XIII.	129	121	118	142	62	76	...	4	
Attempts at do.	
Offences affecting the public health, safety, convenience, decency and morals XIV.	1,014	955	948	1,182	222	956	...	4	
Attempts at do.	
Offences relating to religion... .. XV.	54	34	31	86	45	40	...	1	
Offences affecting life	378	311	343	580	278	235	(c) 3	*64	(c) 2 died and 1 escaped. *This includes 2 persons sent to the Lunatic Asylum.
Attempts at do.	108	81	86	99	31	63	...	5	
Causing of miscarriage, injuries to unborn children, exposure of infants and the concealment of births	84	50	56	84	50	30	...	4	
Attempts at do.	
Hurt	26,662	21,508	21,059	52,462	47,475	4,615	(d) 6	366	(d) 5 escaped and 1 died. 4 complainants were fined under section 250 C. P. C.
Offences affecting the human body, Chapter XVI.	
Attempts at do.	188	101	102	193	142	49	...	2	
Wrongful restraint and wrongful confinement.	714	425	415	881	705	158	...	18	1 do. do.
Attempts at do.	1	1	1	7	7	
Criminal force and assault	7,167	6,374	4,665	9,470	7,573	1,813	(e) 2	82	(e) 1 died and 1 escaped. 11 complainants were fined under section 250 C. P. C.
Attempts at do.	101	76	75	138	101	36	...	1	
Kidnapping, forcible abduction, slavery and forced labour... ..	197	81	89	197	148	46	...	3	
Attempts at do.	1	1	1	
Rape	103	46	54	79	59	18	...	3	
Attempts at do.	14	10	10	7	6	1	
Unnatural offence	19	11	12	15	13	2	
Attempts at do.	1	1	1	1	1	
Theft	15,211	9,349	8,788	13,176	4,461	8,405	(f) 18	292	(f) 3 died, 7 transferred and 8 escaped.
Attempts at do.	63	49	47	68	17	47	...	4	
Extortion	90	73	73	191	153	23	...	5	
Attempts at do.	1	1	1	1	1	
Robbery and dacoity	485	253	260	710	*388	257	(g) 2	63	* One of these was pardoned under section 337 C. P. C. (g) Escaped.
Attempts at do.	5	4	4	4	1	1	...	2	8 complainants were fined under section 250 C. P. C.
Criminal misappropriation of property	729	559	544	856	525	300	(h) 5	26	(h) 4 escaped and 1 died.
Attempts at do.	2	2	2	2	...	2	
Criminal breach of trust.	1,526	689	617	766	457	278	(k) 2	29	(k) Escaped.
Attempts at do.	5	5	3	5	...	3	...	2	

JUDICIAL STATEMENT No. 2—(CRIMINAL)—continued.

Description of Offence.	Number of offences reported.	Number of cases returned as true.	Number of cases brought to trial during the year.	NUMBER OF PERSONS					REMARKS.
				Under trial during the year, including pending from previous year.	Acquitted or discharged.	Convicted.	Died, escaped, or transferred to another Province.	Remaining under trial.	
1	2	3	4	5	6	7	8	9	10
Receiving of stolen property	1,150	1,063	1,049	1,697	706	948	(f) 5	38	(f) 4 escaped and 1 transferred.
Attempts at do.	14	8	8	12	6	4	...	2	
Cheating... ..	838	471	451	656	*521	115	(m) 1	19	(m) Died. *Out of these one was pardoned under section 307 C. P. C.
Attempts at do.	2	2	3	3	1	2	
Offences against property, Chapter XVII. Fraudulent deeds and disposition of property	20	13	12	30	20	2	...	8	
Attempts at do.	3	3	3	5	1	4	
Mischief	5,040	3,511	3,219	7,732	6,585	1,003	(n) 3	141	(n) 1 died and 9 escaped. 10 complainants were fined under section 340 C. P. C.
Attempts at do.	21	20	20	35	32	3	
Criminal trespass	4,485	2,910	2,702	5,268	3,501	1,667	...	100	4 do. do.
Attempts at do.	35	15	15	33	4	29	
Offences relating to documents and to trade or property marksCh. XVIII, I. P. C.	94	58	67	120	85	30	...	5	
Attempts at do.	1	1	1	2	2	
Criminal breach of contracts of service " XIX.	24	23	19	48	43	5	
Offences relating to marriage, " XX.	1,643	1,023	944	2,057	1,797	142	(o) 2	116	(o) 1 died and 1 escaped.
Attempts at do.	6	5	5	10	10	
Defamation " XXI.	300	232	217	433	374	47	...	12	
Attempts at do.	5	
Criminal intimidation, insult and annoyance " XXII.	5,584	3,062	3,833	8,221	7,533	620	...	68	
Attempts at do.	2	2	2	9	9	
Offences under special and local laws:—									
Apprentices Act, XIX of 1850 (India) ...	7	7	7	7	...	7	6 complainants were fined under section 340 C. P. C.
Arms Act, XI of 1878 (India)	264	242	239	275	30	231	...	5	
Army Act, I of 1881 (India)	41	41	41	57	21	36	
Breaches of Contract Act, XIII of 1859 (India)	476	455	452	404	290	202	...	2	
Cantonment Act, III of 1880 (India) ...	3	3	3	3	...	3	
Cattle Trespass Act, I of 1871 (India)...	1,704	1,409	1,386	3,705	3,164	484	(p) 2	55	(p) Escaped. 17 complainants were fined under section 340 C. P. C.
Civil Procedure Code Act, XIV of 1882 (India)	20	20	20	28	9	19	
Contagious Diseases Act, XIV of 1868 (India)	434	434	317	317	26	291	
Coasting Vessels (Bombay) Act, XIX of 1839 (India)	28	26	25	25	6	19	
Criminal Procedure Code Act, X of 1882 (India)	586	513	504	639	223	593	...	20	
Distress Act, I of 1875 (India)	8	7	3	3	3	
Dekkhan Agriculturists' Relief Act, XVII of 1879 (India)	55	55	50	61	47	14	
European Vagrancy Act, IX of 1874 (India)	94	94	92	92	3	89	
Factories Act, XV of 1881 (India)	2	2	2	2	...	2	
Foreigners Act, III of 1864 (India) ...	1	
Frontier Regulation Act, XXVII of 1872 (India)	1	1	1	46	1	45	
Forest Act, VII of 1879 (India)	561	540	547	1,310	406	586	(r) 3	13	(r) 1 died and 1 escaped.
Land Customs (Bombay) Act, XXIX of 1857 (India)	
Merchant Seamen Act, I of 1859 (India)	197	194	163	193	26	167	
Merchant Shipping Act, VII of 1859 (India)	10	19	19	19	...	19	
Mutiny Act (as amended by Act VII of 1867) (India)	23	23	23	24	24	
Native Passenger Ships Act, VIII of 1876 (India)	5	5	4	4	...	4	
Opium Act, I of 1878 (India)	368	347	315	426	69	357	...	10	
Petroleum Act, VIII of 1881 (India) ...	5	5	5	5	1	4	

JUDICIAL STATEMENT No. 2—(CRIMINAL)—continued.

Description of Offence.	Number of offences reported.	Number of cases returned as true.	Number of cases brought to trial during the year.	NUMBER OF PERSONS					REMARKS.
				Under trial during the year, including pending from previous year.	Acquitted or discharged.	Convicted.	Died, escaped, or transferred to another Province.	Remaining under trial.	
1	2	3	4	5	6	7	8	9	10
Police (Presidency Towns) Acts, XIII of 1856 and XLVIII of 1860 (India) ...	20,394	20,337	19,814	20,687	219	20,465	(s) 1	2	(s) Escaped.
Ports Act, XII of 1875 (India) ...	62	62	62	66	10	76	
Post Office Act, XIV of 1866 (India) ...	2	2	2	3	2	1	
Railway Act, IV of 1879 (India) ...	371	362	351	391	53	337	(t) 1	...	(t) Do.
Registration Act, III of 1877 (India) ...	7	7	7	10	4	6	
Salt Act, XII of 1882 (India) ...	139	139	138	160	20	138	...	2	
Sea Customs Act, VIII of 1878 (India) ...	4	4	4	5	...	5	
Stage-Carriages Act, XVI of 1861 (India) ...	29	29	29	38	9	29	
Stamp Act, I of 1879 (India) ...	64	60	61	73	9	64	
Telegraph Act, XIII of 1885 (India) ...	1	1	1	1	...	1	
Transport of Salt by Sea Act, XVI of 1879 (India) ...	4	4	4	4	...	4	
Treasure Trove Act, VI of 1878 (India) ...	11	11	11	26	5	21	
An Act to reduce the pecuniary penalty for purchasing arms, &c., from Soldiers, Act VII of 1867 (India) ...	2	2	2	2	...	2	
Abkari Act, V of 1878 (Bombay) ...	1,966	1,891	1,874	2,274	392	1,833	...	49	
Cantonment Act, III of 1867 (Bombay) ...	2,267	2,261	2,260	2,462	232	2,228	(u) 1	1	(u) Do.
District Police Act, VII of 1867 (Bombay) ...	5,380	5,366	5,355	5,710	498	5,199	(v) 2	11	(v) Do.
Gambling Act, III of 1866 (Bombay) ...	79	79	79	364	118	245	...	1	
Irrigation Act, VII of 1879 (Bombay) ...	87	83	89	174	69	90	(w) 1	14	(w) Do.
Jails Act, II of 1874 (Bombay) ...	5	5	5	5	2	3	
Land Revenue Code Act, V of 1879 (Bombay) ...	422	419	419	564	92	471	...	1	
Municipal Act, VI of 1873 (Bombay) ...	9,253	7,703	7,660	8,166	813	7,303	...	50	
Municipal Acts, III of 1872 and IV of 1878 (Bombay) ...	3,711	3,711	3,007	3,007	25	2,983	...	19	
Police Regulation XII of 1827 (Bombay) ...	1	1	1	1	...	1	
Port Trust Acts, VI of 1879 and VI of 1883 (Bombay) ...	48	48	44	44	...	44	
Public Conveyance Act, VI of 1863 (Bombay) ...	4,365	4,356	4,275	4,390	174	4,215	...	1	
Public Ferries Act, II of 1868 (Bombay) ...	18	16	16	39	25	14	
Registration of Boats Act, I of 1863 (Bombay) ...	22	18	18	18	4	14	
Sales of Poisons Act, VIII of 1866 (Bombay) ...	2	2	1	1	1	
Salt Act, VII of 1873 (Bombay) ...	268	263	250	328	47	274	...	5	
Tolls Act, III of 1875 (Bombay) ...	1	1	1	1	1	
Tramways Act, I of 1874 (Bombay) ...	26	26	15	15	3	12	
Attempts at do. ...	4	4	4	4	...	4	
Vaccination (Karachi) Act, IV of 1879 (Bombay) ...	17	17	17	17	2	15	
Vaccination Act, I of 1877 (Bombay) ...	3	3	2	2	...	2	
Village Police Act, VIII of 1867 (Bombay) ...	2,615	2,587	2,549	3,580	1,427	2,152	...	1	
Tramway (Karachi) Act, II of 1883 (Bombay) ...	1	1	1	1	1	
Total ...	1,33,299	1,10,825	1,05,554	1,74,122	96,035	75,998	65	2,024	

Her Majesty's High Court of Judicature,
Appellate Side, Bombay, 13th November 1888.

MAHADEV P. BARVE,
Acting Assistant Registrar.

JUDICIAL STATEMENT No. 2A.—(CRIMINAL).

JUDICIAL STATEMENT

Statement showing the general result of the trial of European

Description of Offence.	NUMBER OF PERSONS ACCUSED AND BROUGHT BEFORE A MAGISTRATE.									PERSONS WHOSE CASES								
	Remaining at the close of the previous year.	Within the Year.						Died, escaped or transferred to other Provinces.	Number actually brought to trial.	By District Magistrate and other First Class Magistrates.					By Courts of			
		On complaint,—Section 191 (a), Criminal Procedure Code.	On Police Report,—Section 191 (b) of the Code.	By Magistrate <i>suo motu</i> ,—Section 191 (c) of the Code.	On transfer from another Province.	Total.	Received by transfer under Section 451B of the Code.			Convicted.	Acquitted or discharged.	Committed.		Transferred by order under Section 451B of the Code.	Total, omitting entries in Columns 10 and 15.	Received by transfer under Section 451B of the Code.	Convicted.	Acquitted or discharged.
												To Court of Sessions.	To High Court.					
1	2	3	4	5	6	7	8	9	10	11	12	13	14	15	16	17	18	19
Offences against the State,—Chapter VI of the Indian Penal Code
Offences relating to the Army and Navy,—Chapter VII, Indian Penal Code
Offences against the public tranquillity,—Chapter VIII, Indian Penal Code
Offences by or relating to public servants,—Chapter IX, Indian Penal Code
Contempts of the lawful authority of public servants,—Chapter X, Indian Penal Code
False evidence and offences against public justice,—Chapter XI, Indian Penal Code	...	1	1	...	1	...	1	1
Offences relating to coin and Government stamps,—Chapter XII, Indian Penal Code
Offences relating to weights and measures,—Chapter XIII, Indian Penal Code
Offences affecting the public health, safety, convenience, decency and morals,—Chapter XIV, Indian Penal Code	...	1	1	...	1	1	1
Offences relating to religion,—Chapter XV, Indian Penal Code
Offences affecting life	2	2	...	1	1	1	...	1	...
Causing of miscarriage, injury to unborn children, exposure of infants and the concealment of births
Hurt	2	20	6	28	...	28	...	11	17	23
Wrongful restraint and wrongful confinement
Criminal force and assault	...	54	54	...	47	...	28	18	46
Attempts at ditto	...	1	1	...	1	1	1
Kidnapping, forcible abduction, slavery and forced labour
Rape
Attempts at rape
Unnatural offence
Theft	16	16	...	13	...	10	8	13
Extortion
Robbery and dacoity	2	2	...	2	...	2	2
Criminal misappropriation of property	1	1	...	1	1	1	1	1	1
Criminal breach of trust	...	2	2	4	...	5	...	1	1	1	4	1
Receiving of stolen property	15	15	...	15	...	10	5	15
Cheating	...	3	3	...	3	...	2	...	1	3
Fraudulent deeds and disposition of property
Mischief	...	3	3	...	3	3	3
Criminal trespass	4	4	...	4	...	2	2	4
Offences relating to documents and to trade or property marks,—Chapter XVIII	...	2	1	3	...	4	1	1	1	...	3	1	...	1
Criminal breach of contracts of service,—Chapter XIX
Offences relating to marriage,—Chapter XX	...	1	1	2	...	2	1	...	1
Defamation,—Chapter XXI	5	5	...	4	4	4
Criminal intimidation, insult and annoyance,—Chapter XXII	5	5	...	4	...	2	2	4
Offences under special and local laws	2	47	619	6	...	674	...	623	...	578	45	623
Total	6	145	668	6	...	824	...	763	...	647	103	5	3	...	758	3	3	3

NOTE.—The figures in Statement No. 2 will

Her Majesty's High Court of Judicature,
Appellate Side, Bombay, 13th November 1888.

No. 2A.—(CRIMINAL).

British Subjects in the Presidency of Bombay in the year 1857.

WERE DISPOSED OF.								NUMBER OF CASES.					SUBJECT MATTER.														
Transferred to High Court under Section 449 of the Code.		By High Court.		Total for all Courts.				Brought to trial.	Disposed of.	Pending.	Number of persons who applied to the High Court for an order under Section 426 of the Code.	Of those entered in Column 6, number who applied under Section 2, Act III of 1854, for transfer or committed to their cases.	Number of persons who applied to the High Court under Section 426 of the Code for the transfer of their cases.	Of the total number of persons shown in			Of cases shown in Column 20.										
20	21	22	23	24	25	26	27	28	29	30	31	32	33	34	35	36	37	38	39	40	41	42	43	44	45	46	47
Convicted.	Acquitted.	Total.	Convicted.	Acquitted or discharged.	Total.	Number of persons under trial at the close of the year.									Column 16.	Column 21.	Columns 21 and 24.	Disposed of by Magistrate.	Disposed of by Sessions July '56.								
..	
..	
..	
..	
..	
..	
..	
..	
..	
..	
..	
..	
..	
..	
..	
..	
..	
..	
..	
..	
..	
..	
..	
..	
..	
..	
..	
..	
..	

include the figures in this statement.

* The difference between column 9 and columns 21 and 24 is owing to the three persons having been shown to be over by the Presidency Magistrate as well as by the High Court (for next entry)

JUDICIAL STATEMENT No. 3 (CRIMINAL).

Statement of Miscellaneous Proceedings under the Criminal Procedure Code in the Presidency of Bombay during the year 1887.

Nature of Proceedings.	Total number of cases before the Courts during the year.	Number of persons concerned.	Number of persons discharged.	Number of persons convicted.	REMARKS.
1	2	3	4	5	6
1. Proceedings against witnesses under Chapter VI—C and Section 485	4	4	1	3	
2. Proceedings under Chapter VIII, to prevent breach of the peace.	131	413	97	316	
3. Proceedings under Chapter VIII, security for good behaviour ...	335	390	117	273	
4. Proceedings against local nuisances, Chapter X	43	52	7	45	
5. Possession—Chapter XII	17	57*	19	35	
6. Frivolous or vexatious complaints summarily dealt with under Chapter XX, Section 250 ...	108	127	12	115	
7. Non-attendance of jurors or assessors, Chapter XXIII, Section 332.	12	12	5	7	
8. Maintenance—Chapter XXXVI...	789	788	624	164	
9. Forfeiture of bail or recognizance under Chapter XLII	147	190	38	152	
Total ...	1,586	2,033	920	1,110	

* Of these the case against three persons was pending at the close of the year.

MAHADEV P. BARVE,
Acting Assistant Registrar.

*Her Majesty's High Court of Judicature,
Appellate Side, Bombay, 13th November 1888.* }

JUDICIAL STATEMENT No. 4—(CRIMINAL).

Statement showing the general result of Criminal Trials in the tribunals of various classes in the Presidency of Bombay in the year 1887.

Class of Courts.	Total number of persons under trial.	PERSONS WHOSE CASES WERE DISPOSED OF.					Persons remaining under trial at the end of the year.	Number of cases disposed of during the year.	Average number of days during which each case lasted.	Number of witnesses examined.	REMARKS.
		Died, escaped or transferred to another Province.	Discharged or acquitted.	Convicted.		Committed or referred.					
				On regular trial.	On summary trial.						
1	2	3	4	5	6	7	8	9	10	11	12
Village Officers ...	3,615	...	1,460	1,333	821	...	1	2,565	1-057	4,210	
Subordinate Magistrates—											
Special Magistrates under Section 14 ...	3,320	...	1,505	1,673	97	5	40	2,209	2-583	3,856	
Honorary Magistrates sitting singly ...	7,216	...	2,638	4,104	472	2	30	5,511	1-726	7,040	
Stipendiary Magistrates sitting singly ...	1,25,908	57	87,073	28,492	7,135	1,375	1,776	63,306	3-093	1,96,997	
Benches of Magistrates ...	1,037	2	614	338	78	...	5	623	1-781	1,732	
District and Divisional Magistrates, cases referred under Sections 317, 319, Criminal Procedure Code ...	308	...	113	175	...	12	8	162	3-363	597	
Chief Magistrates of Districts ...	32,789	4	2,003	452	30,190	53	82	30,340	5-745	1,81,917	(a) If 1,470 persons committed or referred shown in column 7 be deducted from this, the balance will agree with the figure shown in column 5 of Statement No. 2.
Court of Sessions ...	1,294	2	606	584	...	23	79	703	22-96	5,866	
Superior Courts ...	75	...	18	51	3	61	16-779	202	
Total ..	(a) 1,75,592	(b) 65	96,035	37,205	38,793	1,470	2,024	1,05,480	6-565	4,02,447	(c) Of these 13 died, 44 escaped, and 8 were transferred.

Her Majesty's High Court of Judicature,
Appellate Side, Bombay, 13th November 1888.

MAHADEV P. BARVE,
Acting Assistant Registrar.

JUDICIAL STATEMENT No. 5 — (CRIMINAL).

Statement showing the Punishments inflicted by the various Criminal Tribunals in the Presidency of Bombay in the year 1887.

Class of Tribunal.	PERSONS SENTENCED TO										DETAIL OF PUNISHMENT.										Remarks.									
	Death.	Transportation.	Penal servitude.	Imprisonment.			Whipping.	Persons ordered to bid or give security or recognizance to keep the peace or sureties for good behaviour.	Persons imprisoned in default of security for good behaviour.	Fine.					Total amount of fines imposed during the year.	Total amount of fines realized during the year.	Amount paid by way of compensation.	Imprisonment.				Whipped.								
				Rigorous.	Simple.	Forfeiture of property.				Rs. 10 and under.	Rs. 50 and under.	Rs. 100 and under.	Rs. 500 and under.	Rs. 1,000 and under.				Above Rs. 1,000.	15 days and under.	6 months and under.		2 years and under.	7 years and under.	Above 7 years.	10 stripes and under.	20 stripes and under.	30 stripes and under.			
1	2	3	4	5	6	7	8	9	10	11	12	13	14	15	16	17	18	19	20	21	22	23	24	25	26	27	28	29	30	
Village Courts				455			1,629				1,629						Rs. a p.	Rs. a p.	Rs. a p.											
Subordinate Magistrates—																														
Special Magistrates under Section 14				113	13		1,717				1,643	107	4	8			4,776 2 9	4,839 14 6	440 10 6	41	80	5								
Honorary Magistrates sitting singly				113	30		4,447	5	7	1	4,373	61	5	3			7,779 1 6	6,921 7 6	301 12 0	56	80	8			5				1	
Expenditure Magistrates sitting singly				9,961	649		26,477	481	606	199	22,014	3,907	413	133	7		2,35,127 8 2	1,98,369 13 2	15,478 1 2	2,584	7,071	1,133	16		196	243	42	6		
Benches of Magistrates				20	7		393	1			378	15					953 6 0	947 4 0	7 4 0	13	14				1					
District and Divisional Magistrates— Cases referred under Sections 247, 249, Criminal Procedure Code				137	3		45	8	8		17	20	3	5			2,209 0 0	678 10 4		7	51	79	3		2	5	1	3		
Chief Magistrates of Districts				1,568	895		22,608	57	69	6	22,084	471	26	26	1		63,942 6 8	46,299 0 4	2,323 2 9	1,178	939	346	6		25	30	2	87		
Courts of Sessions		13		401	27		48	4	1		3	16	11	18			6,115 0 0	5,515 9 9	415 0 0	13	83	117	202	13			4	3		
Superior Courts		22		18																		4	13	1						
Total	14	158		12,331	2,079		57,434	556	691	206	52,176	4,595	462	193	8		3,12,209 12 7	2,64,832 5 1	18,070 14 5	4,347	8,318	1,697	240	14	229	273	49	100		

Her Majesty's High Court of Judicature,
Appellate Side, Bombay, 13th November 1887.

MAHADEV P. BARVE,
Acting Assistant Registrar.

JUDICIAL STATEMENT No. 5A.—(CRIMINAL).

PART I.

Statement showing the particulars of Whippings inflicted by the Criminal Tribunals in the Presidency of Bombay during the year 1887.

Showing Whippings inflicted under Sections 2 and 3, Act VI, 1864, in lieu of other punishments.

Offences for which awarded.		NUMBER OF STRIPES AWARDED.												Total.	Remarks.
		5 and under.		6 to 10.		11 to 15.		16 to 20.		21 to 25.		26 to 30.			
		First conviction.	Second or subsequent conviction.	First conviction.	Second or subsequent conviction.	First conviction.	Second or subsequent conviction.	First conviction.	Second or subsequent conviction.	First conviction.	Second or subsequent conviction.	First conviction.	Second or subsequent conviction.		
1	2	3	4	5	6	7	8	9	10	11	12	13	14	15	
<i>In lieu of other punishments (Sections 2 and 3, Act VI of 1864.)</i>															
1. Theft as defined in	Section 378, Indian Penal Code	12	...	79	...	46	6	23	6	2	2	5	183		
	Section 379	7	...	14	...	11	7	4	1	...	44		
	Section 380	7	...	40	2	39	12	9	2	4	114		
	Section 381	1	...	1	...	2	1	3	1	10		
	Section 382		
2. Extortion as defined in	Section 383		
	Section 389		
3. Dishonestly receiving stolen property as defined in	Section 411	1	...	5	...	1	7		
	Section 412		
4. Lurking house-trespass as defined in Section 443	1	1		
5. Lurking house-trespass by night as defined in Section 444		
6. House-breaking as defined in Section 445	1	...	1	1	2		
7. House-breaking by night as defined in Section 446	3	1	4		
8. House-breaking by night as defined in Section 457	1	1		
9. Dacoity as defined in Section 391	1	...	1		
10. Robbery as defined in Section 392	1	1		
11. Offences under Section 14, Act III of 1880		
12. Do. do. 35, Act XIII of 1856	1	1	2		
Total	...	27	...	140	2	103	29	42	11	7	3	3	6	371	

MAHADEV P. BARVE,
Acting Assistant Registrar.

Her Majesty's High Court of Judicature,
Appellate Side, Bombay, 13th November 1888.

JUDICIAL STATEMENT No. 5A.—(CRIMINAL).

PART II.

Showing Whippings inflicted in addition to other punishments, Sections 3 and 4, Act VI, 1864.

Offences for which awarded.	NUMBER OF STRIPES.						Total.	REMARKS.
	5 and under.	6 to 10.	11 to 15.	16 to 20.	21 to 25.	26 to 30.		
1	2	3	4	5	6	7	8	9
IN ADDITION TO OTHER PUNISHMENTS.								
(SECTIONS 3 AND 4.)								
<i>A—Sections 3.</i>								
1. Theft as defined in	Section 378, Indian Penal Code	...	1	7	8	3	7	26
	Section 379	1	1
	Section 380	...	1	...	4	3	...	16
	Section 381
	Section 382
2. Extortion as defined in	Section 388
	Section 389
3. Dishonestly receiving stolen property as defined in	Section 411	1	1
	Section 412
4. Lurking house-trespass as defined in Section 443
5. Lurking house-trespass by night as defined in Section 444
6. House-breaking as defined in Section 445	1	2	3
7. House-breaking by night as defined in Section 446	1	1	2
8. Offences under Section 14, Act III, 1880
<i>B.—Section 4.</i>								
1. False evidence as defined in	Section 193, Indian Penal Code
	Section 194
	Section 195
2. False charge of unnatural offence as defined in	Section 211
	Section 377
3. Assault as defined in Section 354
4. Rape as defined in Section 375
5. Unnatural offence as defined in Section 377
6. Robbery as defined in Section 390
7. Dacoity as defined in Section 391
8. Attempt at robbery as defined in Section 393
9. Hurt in committing robbery as defined in Section 394
10. Receiving stolen property as defined in Section 413
	Section 463
	Section 466
	Section 467
	Section 468
	Section 469
12. Lurking house-trespass as defined in Section 443
13. Lurking house-trespass by night as defined in Section 444
14. House-breaking as defined in Section 445
15. House-breaking by night as defined in Section 446	1	1
16. House-breaking by night as defined in Section 447
Total	...	2	11	14	6	17	50	...

Her Majesty's High Court of Judicature,
Appellate Side, Bombay, 15th November 1888.

MAHADEV P. BARVE,
Acting Assistant Registrar.

JUDICIAL STATEMENT No. 5A.—(CRIMINAL.)

PART III.

Showing Whippings inflicted under Section 5, Act VI, 1864, on Juveniles for offences other than those specified in Parts I and II.

Offence.	STRIPES.												Total.
	5 and under.		6 to 10.		11 to 15.		16 to 20.		21 to 25.		26 to 30.		
	First conviction.	Subsequent conviction.	First conviction.	Subsequent conviction.	First conviction.	Subsequent conviction.	First conviction.	Subsequent conviction.	First conviction.	Subsequent conviction.	First conviction.	Subsequent conviction.	
1	2	3	4	5	6	7	8	9	10	11	12	13	14
	11.	...	46	...	56	...	14	2	3	...	3	...	135
Total ...	11	...	46	...	56	...	14	2	3	...	3	...	135

*Her Majesty's High Court of Judicature,
Appellate Side, Bombay, 13th November 1888.*

MAHADEV P. BARVE,
Acting Assistant Registrar.

JUDICIAL STATEMENT No. 5A.—(CRIMINAL.)

PART IV.

Showing relative number of times Whipping was awarded as compared with other punishments.

Punishments.	Number.	Remarks.
1	2	3
1. Total number of whippings awarded ...	556	
2. Total number of other punishments ...	30,354	
Percentage of whippings ...	1.832	

*Her Majesty's High Court of Judicature,
Appellate Side, Bombay, 13th November 1888.*

MAHADEV P. BARVE,
Acting Assistant Registrar.

JUDICIAL STATEMENT No. 6—(CRIMINAL).

Statement showing the result of Appeal and Revision in Criminal Cases in the Presidency of Bombay in the year 1837.

Tribunals.	NUMBER OF PERSONS.											Average number of days during which each Appeal lasted.	REMARKS.
	Total number of Appellants and Applicants for revision before the Courts.	Died, escaped, transferred to another Province.	Appeals or Applications rejected.	Sentence or Order confirmed.	Sentence enhanced.	Sentence reduced or otherwise altered.	Sentence reversed.	Proceedings quashed.	New trial or further enquiry ordered.	Referred for revision to the High Court.	Pending trial.		
1	2	3	4	5	6	7	8	9	10	11	12	13	14
<i>Appeals.</i>													
To Chief Magistrates of Districts	2,970	...	439	1,502	...	233	740	16	10	...	30	9-239	
" Courts of Sessions	1,584	1	574	491	...	185	267	...	24	...	42	12-95	
" Superior Courts. { By persons convicted.	334	...	162	78	...	29	31	...	3	...	31	22-73	
" Superior Courts. { By Government from judgments of acquittal.	16	...	1	2	...	2	1	...	10	60 6	
Total ...	4,904	1	1,176	2,073	...	449	1,038	16	38	..	113	26-380	
<i>Revision.</i>													
By Chief Magistrates of Districts	633	...	77	391	...	1	1	21	32	115	4	8-61	
" Courts of Sessions	337	...	199	113	5	11	25	55	12	26-63	
" Superior Courts	1,051	...	182	333	44	71	321	4	80	...	110	28-662	
Total ...	2,021	...	458	842	44	72	327	36	137	170	126	21-367	59 applications involving 191 persons were made on behalf of complainants for revision.
Grand Total ...	6,925	1	1,634	2,915	44	521	1,365	52	175	170	239	23-873	

Her Majesty's High Court of Judicature,
Appellate Side, Bombay, 13th November 1838.

MAHADEV P. BARVE,
Acting Assistant Registrar

JUDICIAL STATEMENT No. 7.—(CIVIL).

Statement showing the number and description of Civil Suits instituted in the Civil Courts in the Presidency of Bombay in the year 1887.

Class of Tribunal.	SUITS FOR MONEY ON MOVABLE PROPERTY.										SUITS UNDER THE RENT LAW.								TITLE AND OTHER SUITS.										REMARKS.										
	1	2	3	4	5	6	7	8	9	10	11	12	13	14	15	16	17	18	19	20	21	22	23	24	25	26	27	28		29	30	31	32	33	34	35	36	37	38
COURTS IN THE INTERIOR.																																							
I.—Civil Courts.																																							
Unpaid Tribunals	336	65	125			1	1																																
Village Courts	12,160	6,912	1,790	2,014	1,671	730	972	1,089	616	65	3,324									45																			
Small Cause Courts	1,000	1,117	1,199	1,247	1,240	130	672	1,115	108	11	3,324									9,203	257	151	2,000	150	153	3													
District Courts other than Civil Courts of District	5	9	9	11	2	4	2	7	4	1	1									25	8	1	6	14	21	2													
Total	12,631	8,006	2,933	4,254	2,813	675	1,650	1,182	729	507	3,325	44	12	72	237	2	9,228	265	152	2,006	164	174	4	2	9	175	472	8	3	14	1	16	..	1,400	(a) 5,072		
II.—Revenue Courts.																																							
Unpaid Local Tribunals																																							
Chief Subordinate Courts																																							
District Courts																																							
Total	
COURTS AT THE PRESIDENCY OR PART OF GOVERNMENT.																																							
Presidency Small Cause Courts	14,170	2,340	27	49	2,247		2,745		778	2,629																													
Superior Courts	127	2	1	1	1	8	
Total	14,297	2,342	28	50	2,248	8	2,745	..	778	2,629	
Grand Total	26,928	11,297	2,961	4,304	3,061	683	4,395	1,182	729	507	3,325	44	12	72	237	2	9,228	265	152	2,006	164	174	4	2	9	175	472	8	3	14	1	16	..	1,400	(b) 2,167		

By Mr. Justice's High Court of Judicature, Appellate Side, Bombay, 13th November 1888.

MAHADEV P. BARVE, Acting Assistant Registrar.

JUDICIAL STATEMENT No. 8—(CIVIL).

Statement showing number and value of Suits instituted in the Civil and Revenue Courts in the Presidency of Bombay in the year 1887.

Class of Tribunals.	NUMBER OF SUITS INSTITUTED IN THE DIFFERENT COURTS.									Total Value of Suits.	REMARKS.
	Not exceeding Ra. 10.	Not exceeding Ra. 50.	Not exceeding Ra. 100.	Not exceeding Ra. 500.	Not exceeding Ra. 1,000.	Not exceeding Ra. 5,000.	Not exceeding Ra. 10,000.	Exceeding Rs. 10,000.	Number of Suits the value of which cannot be estimated in money.		
1	2	3	4	5	6	7	8	9	10	11	12
COURTS IN THE INTERIOR.											
<i>I.—Civil Courts.</i>											
Unpaid Tribunals	126	304	147	91	4	3	45,226 5 0	(a) The total value of the suits has not been shown in Column 11 as they were suits instituted under the Dekkhan Agriculturists Relief Act.
Village Courts	(a) 5,039	
Paid Sub-divisional Tribunals ...	17,081	60,002	26,017	20,585	1,869	965	76	41	610	1,32,04,683 11 5	
Small Cause Courts	4,656	8,664	2,861	2,646	116	10,70,795 9 2	
District Courts other than Chief Courts of Districts. } Chief Courts of Districts	11	17	13	66	39	39	23	15	41	7,03,885 10 11	
Total ...	26,913	68,987	29,038	23,388	2,028	1,007	99	56	651	1,50,24,591 4 6	
<i>II.—Revenue Courts.</i>											
Unpaid Local Tribunals	
Other Subordinate Courts	736	1,089	641	578	56	17	1	...	7,553	3,03,203 10 9	
Collectors' Courts	
Total ...	736	1,089	641	578	56	17	1	...	7,553	3,03,203 10 9	
COURTS AT THE PRESIDENCY OR SEAT OF GOVERNMENT.											
Presidency Small Cause Courts ...	2,690	18,870	6,673	5,473	721	331	31,45,774 13 10	
Superior Courts	5	12	179	73	80	207	46,16,121 0 0	
Total ...	2,690	18,870	6,673	5,478	733	510	73	80	207	77,61,895 13 10	
Grand Total ...	30,339	88,946	36,352	29,444	2,817	1,534	173	136	8,411	2,30,89,690 13 1	

Her Majesty's High Court of Judicature,
Appellate Side, Bombay, 13th November 1888.

MAHADEV P. BARVE,
Acting Assistant Registrar.

JUDICIAL STATEMENT No. 9.—(CIVIL.)

PART I.—CIVIL SUITS.

Statement showing the general result of the trial of Civil and Revenue Cases in the Courts of Original Jurisdiction in the Presidency of Bombay in the year 1887.

Class of Courts.	Total number of Suits before the Courts.	Transferred to Courts in other Provinces.	Without trial.	NUMBER OF SUITS DISPOSED OF.								Pending at the close of the year.	Number of cases pending more than three months at the close of the year.	AVERAGE DURATION OF SUITS.		REMARKS.
				Without Contest.				On reference to Arbitration.		With Contest.				Contested.	Un-contested.	
				Compromised.	Decreed on confession.	Decreed ex-parte.	Dismissed ex-parte.	For Plaintiff.	For Defendant.	Judgment for plaintiff in whole or in part.	Judgment for defendant.					
1	2	3	4	5	6	7	8	9	10	11	12	13	14	15	16	17
COURTS IN THE INTERIOR.																
<i>I.—Civil Courts.</i>																
Unpaid Tribunals	1,223	...	5	121	7	94	390	5	...	63	12	526	169	317	104.3	No details in columns 9 to 12 are given of 4,921 suits disposed of by village munsifs under the Dekhkan Agriculturists' Relief Act.
Village Courts	5,377	386	
Paid Sub-Divisional Tribunals...	1,53,449	...	13,824	23,430	12,027	48,698	1,184	675	33	24,975	4,616	25,987	8,778	83,691	49,194	
Small Cause Courts	23,033	...	1,863	4,019	3,154	7,618	175	9	5	2,311	471	3,408	694	102.73	36,615	
District Courts other than Chief Courts of Districts	505	...	32	92	25	32	1	31	...	82	53	157	104	227.2	121.456	
Chief Courts of Districts	
Total ...	1,55,587	...	13,724	27,662	15,213	56,442	1,759	720	39	27,431	5,152	30,464	9,745	152.705	77.640	
<i>II.—Revenue Courts.</i>																
Unpaid Local Tribunals	(a) This number includes 22 suits referred to the Board of Causes for rehearing. It also includes 3 suits under the extraordinary jurisdiction. Besides the suits shown in columns 4 to 12, the following were also disposed of by the High Court on its original jurisdiction:— 75 petitions for leave to sue or defend in forma pauperis 16 petitions under the Indian Trustee's Act. 42 miscellaneous petitions. There were also 11 applications for probate and 119 for letters of administration, most of which were decreed of by the Registrar. (b) Includes 5 suits withdrawn with leave and 27 suits stayed. (c) Includes 19 ordinary suits. (d) Includes 1 (e) Includes 2 (f) Includes 2 extraordinary suits.
Other Subordinate Courts	10,954	...	1,096	1,060	1,010	393	918	18	6	3,787	2,418	278	13	35.592	27.873	
District Courts	
Total ...	10,954	...	1,096	1,060	1,010	393	918	18	6	3,787	2,418	278	13	35.592	27.873	
COURTS AT THE PRESIDENCY OR SEAT OF GOVERNMENT.																
Presidency Small Cause Courts...	37,723	7,625	7,960	12,012	1,105	64	14	3,325	1,519	4,062	631	41	34	
Superior Courts	(a) 2,643	...	(b) 260	72	8	(c) 528	(d) 227	(e) 127	(f) 89	1,337	1,097	231.5	235.75	
Total ...	40,374	...	260	7,737	7,968	12,540	1,332	64	14	3,452	1,608	5,399	1,728	136.25	159.375	
Grand Total ...	2,56,943	...	17,080	56,459	24,191	63,373	4,000	802	53	31,670	9,179	36,141	11,486	115.182	85.259	

Her Majesty's High Court of Judicature,
Appellate Side, Bombay, 13th November 1888.

MAHADEV P. BARVE,
Acting Assistant Registrar.

JUDICIAL STATEMENT No. 9—(CIVIL)

PART II.—MISCELLANEOUS CASES (JUDICIAL)

Statement showing the general result of the trial of Civil and Revenue Cases in the Courts of Original Jurisdiction in the Presidency of Bombay in the year 1887.

Class of Courts.	Total number of cases before the Courts.	NUMBER OF CASES DEPOSED OF.										Pending at the close of the year.	Number of cases pending more than three months at the close of the year.	AVERAGE DURATION OF CASES.		REMARKS.
		Transferred to Courts in other Provinces.	Without trial.	Without Contest.				On reference to Arbitration.		With Contest.				Contested.	Uncontested.	
				Compromised.	Decreed on confession.	Decreed ex-parte.	Dismissed ex-parte.	For Plaintiff.	For Defendant.	Judgment for plaintiff in whole or in part.	Judgment for defendant.					
1	2	3	4	5	6	7	8	9	10	11	12	13	14	15	16	17
COURTS IN THE INTERIOR.																
<i>I.—Civil Courts.</i>																
Unpaid Tribunals	5	...	2	...	1	...	1	1	261	131	
Village Courts	
Paid Sub-Divisional Tribunals	12,713	...	1,850	607	838	1,104	452	4	4	3,682	2,105	2,067	378	84.430	44.534	
Small Cause Courts	1,122	...	200	107	67	279	135	1	...	151	49	133	9	78.45	45.51	
District Courts other than Chief Courts of Districts	2,380	...	255	61	3	572	162	408	386	533	181	106.90	75.04	
Chief Courts of Districts	
Total ...	16,220	...	2,307	775	909	1,955	750	5	4	4,241	2,541	2,733	568	132.695	74.021	
<i>II.—Revenue Courts.</i>																
Unpaid Local Tribunals	
Other Subordinate Courts	
District Courts	
Total	
COURTS AT THE PRESIDENCY OR SEAT OF GOVERNMENT.																
Presidency Small Cause Courts	7,195	...	293	744	29	5,971	92	66	27	
Superior Courts	
Total ...	7,195	...	293	744	29	5,971	92	66	27	
Grand Total ..	23,415	...	2,600	1,519	909	1,955	779	5	4	10,212	2,633	2,799	595	132.695	74.021	

66

Her Majesty's High Court of Judicature,
Appellate Side, Bombay, 13th November 1888. }

MAHADEV P. BARVE,
Acting Assistant Registrar.

JUDICIAL STATEMENT No. 10—(CIVIL).

PART I.—APPEALS FROM DECREES.

Statement showing the business of the Civil and Revenue Appellate Courts of the Presidency of Bombay in the year 1887.

Class of Courts.	Total number of Appeals before the Court.	Transferred to Courts in other Provinces.	Decisions confirmed, Sec. 551, C. P. C.	Dismissed for default or otherwise not prosecuted.	HEARD <i>Ex-parte</i> .				CONVERTED.				Pending.	Of these pending more than three months.	Average duration of Appeals.	Objections under Section 61 of Act XIV of 1882.	REMARKS.	
					Confirmed.	Modified.	Reversed.	Remanded.	Confirmed.	Modified.	Reversed.	Remanded.						
1	2	3	4	5	6	7	8	9	10	11	12	13	14	15	16	17	18	
COURTS IN THE INTERIOR.																		
APPEALS FROM ORIGINAL DECREES.																		
<i>A.—Civil Courts.</i>																		
District Appellate Courts other than Chief Courts of Districts	8,593	...	179	206	99	36	61	12	2,146	514	564	201	4,485	3,290	291.807	267	* This includes 445 appeals decided by subordinate Judges with appellate powers.	
Chief Appellate Courts of Districts	—	—	—	—	—	—	—	—	—	—	—	—	—	—		
Superior Appellate Courts other than Chief Courts of Provinces	—	—	—	—	—	—	—	—	—	—	—	—	—	—		
Total ...	8,593	...	179	206	99	36	61	12	2,146	514	564	201	4,485	3,290	291.807	267		
<i>B.—Revenue Courts.</i>																		
Collectors' Appellate Courts		
Total		
COURTS AT THE PRESIDENCY OR SEAT OF GOVERNMENT.																		
Chief Court of Province. { Appeals from Original Decrees	471	...	10	20	3	...	8	...	65	46	37	12	250	220	190	23	† Of these 2 were references from the Bombay Court of Small Causes. Y. m. d. ‡ The average duration is very high because the duration of special appeals is ... 11 10 28 and for second do. 1 2 15	
{ Appeals from Appellate Decrees	1,972	...	251	38	13	1	6	3	279	23	54	46	1,253	1,056	1,615.0	23		
Total ...	2,443	...	261	58	16	1	14	3	364	69	91	58	1,503	1,276	992.60	46		
Grand Total ...	11,036	...	440	354	115	37	75	15	2,510	583	655	259	5,988	4,566	597.238	313		

Her Majesty's High Court of Judicature,
Appellate Side, Bombay, 13th November 1888.

MAHADEV P. BARVE,
Acting Assistant Registrar.

JUDICIAL STATEMENT No. 10—(CIVIL).

PART II.—MISCELLANEOUS (JUDICIAL) CASES BEFORE APPELLATE COURTS.

Statement showing the business of the Civil and Revenue Appellate Courts of the Presidency of Bombay in the year 1887.

Class of Courts.	Miscellaneous cases before Appellate Courts.	Transferred to Courts in other Provinces.	Decisions confirmed, Section 551, C.P.C.	Dismissed for default or otherwise not prosecuted.	HEARD <i>Ex-parte</i> .				CONTESTED.				Pending.	Of these pending more than three months.	Average duration of miscellaneous cases before Appellate Courts.	Objections under Section 561, Act XIV of 1882.	REMARKS.
					Confirmed.	Modified.	Reversed.	Remanded.	Confirmed.	Modified.	Reversed.	Remanded.					
1	2	3	4	5	6	7	8	9	10	11	12	13	14	15	16	17	18
COURTS IN THE INTERIOR.																	
<i>A.—Civil Courts.</i>																	
District Appellate Courts other than Chief Courts of Districts ...	183	...	11	11	15	2	15	1	46	3	37	10	32	10	100·868	—	
Chief Appellate Courts of Districts ...																	
Superior Appellate Courts other than Chief Court of Province ...																	
Total ...	183	...	11	11	15	2	15	1	46	3	37	10	32	10	100·868	—	
<i>B.—Revenue Courts.</i>																	
Collectors' Appellate Courts...
Total
COURTS AT THE PRESIDENCY OR SEAT OF GOVERNMENT.																	
Chief Court of Province. { Appeals from Original Order ...	98	...	4	7	6	1	3	...	20	1	12	7	37	14	126·5	1	
{ Appeals from Appellate Order ...																	
Total ...	98	...	4	7	6	1	3	...	20	1	12	7	37	14	126·5	1	
Grand Total ...	281	...	15	18	21	3	18	1	66	4	49	17	69	24	113·684	1	

* Besides these the following miscellaneous matters were disposed of by the High Court :—
202 civil applications under extraordinary jurisdiction.
48 civil references and 1,910 applications were disposed of out of Court by the Registrar and his Deputy.

Her Majesty's High Court of Judicature,
Appellate Side, Bombay, 13th November 1888.

MAHADEV P. BARVE,
Acting Assistant Registrar.

JUDICIAL STATEMENT No. 11—(CIVIL).

Statement showing the result of proceedings on applications for the execution of the Decrees of the Civil and Revenue Courts in the Presidency of Bombay in the year 1887.

51-203

Class of Courts.	Total number of Applications for the execution of Decrees before the Courts.	APPLICATIONS DISPOSED OF				Pending at the end of the year.	Number of Applications pending more than three months at the close of the year.	AMOUNT REALIZED.		NUMBER OF APPLICATIONS.												REMARKS.	
		By transfer.	Satisfaction obtained in full.	Satisfaction obtained in part.	Wholly Infructuous.			With the issue of process.	Without the issue of process.	On which the judgment debtor was imprisoned.	On which he was arrested, but released without imprisonment.	On which Moveable Property		On which Immoveable Property		On which possession was given.		On which specific performance was enforced.	On which partition was effected.	On which execution was effected otherwise than the preceding columns.			
												Was sold.	Was attached, but subsequently released.	Was sold.	Was dealt with under Sections 306, 323 or 326, Act XIV of 1862.	Was attached but subsequently released under Section 57.	Of moveables.				Of Immoveables.		
1	2	3	4	5	6	7	8	9	10	11	12	13	14	15	16	17	18	19	20	21	22	23	
COURTS IN THE INTERIOR.																							
<i>I.—Civil Courts.</i>																							
Unpaid Tribunals	1,107	21	73	96	658	270	51	3,237 10 2	---	13	2	12	9	3	---	10	---	10	2	---	86	No details are given for 2,292 applications disposed of by village Munsiffs under the Iekhan Agriculturists' Relief Act.	
Village Courts	2,531	---	---	---	292	292	---	---	---	---	---	---	---	---	---	---	---	---	---	---	---		---
Paid Sub-Divisional Tribunals	2,44,749	3	30,506	44,830	1,22,567	49,499	11,674	23,47,834 6 8	1,59,400 9 8	1,822	2,926	2,373	2,000	5,606	961	4,162	88	3,827	43	130	30,000		
Small Cause Courts	25,138	3	2,766	6,274	16,376	3,001	425	1,24,663 8 2	51,364 8 9	263	748	190	231	---	---	---	---	---	---	---	---		---
District Courts other than Chief Courts of Districts	440	6	116	47	140	131	83	1,58,577 12 10	21,130 2 8	8	7	10	8	11	---	6	2	9	1	4	70		
Chief Courts of Districts	---	---	---	---	---	---	---	---	---	---	---	---	---	---	---	---	---	---	---	---	---		---
Supreme Courts	---	---	---	---	---	---	---	---	---	---	---	---	---	---	---	---	---	---	---	---	---	---	
Total	2,73,976	22	33,870	49,247	1,37,596	50,942	12,238	26,34,303 2 7	2,41,805 4 7	2,201	2,390	2,704	2,044	5,600	961	4,150	92	3,844	96	263	30,216		
<i>II.—Revenue Courts.</i>																							
Unpaid Local Tribunals	---	---	---	---	---	---	---	---	---	---	---	---	---	---	---	---	---	---	---	---	---	---	
Other Subordinate Courts	974	---	943	13	51	67	16	1,402 9 8	1,561 7 8	---	---	3	3	4	---	---	3	274	---	---	41		
District Courts	---	---	---	---	---	---	---	---	---	---	---	---	---	---	---	---	---	---	---	---	---	---	
Total	974	---	943	13	51	67	16	1,402 9 8	1,561 7 8	---	---	3	3	4	---	---	3	274	---	---	41	61	
COURTS AT THE PRESIDENCY OR HEAD OF GOVERNMENT.																							
Presidency Small Cause Courts	21,613	376	3,273	932	13,825	2,128	---	1,22,176 11 2	3,92,878 15 6	1,000	509	576	500	---	---	---	---	41	---	---	---		
Supreme Courts	(a) 123	(b) 17	37	16	174	56	83	9,03,008 8 8	2,67,302 10 1	26	16	0	14	---	---	---	---	14	---	---	---	96	
Total	21,736	393	3,310	948	14,000	2,184	83	10,25,184 3 10	6,60,180 9 7	1,026	525	576	514	---	---	---	---	55	---	---	---	96	
Grand Total	2,95,712	515	37,983	50,267	1,51,602	53,126	12,300	26,60,479 6 1	9,04,154 5 10	2,226	2,917	2,281	2,654	5,600	961	4,161	95	4,225	96	263	30,713		

69

Her Majesty's High Court of Judicature,
 Appellate Side, P. No. 13, November 1887.

MAHADEV P. BARVE,
 Acting Assistant Registrar.

JUDICIAL STATEMENT No. 12—(CIVIL).

Statement showing the number and result of Applications and Proceedings under Chapter XX, Civil Procedure Code, in the Presidency of Bombay in the year 1887.

Class of Courts.	APPLICATIONS FOR A DECLARATION OF INSOLVENCY.									AMOUNT OF CREDITORS' CLAIMS DEALT WITH DURING THE YEAR.		GROSS AMOUNT OF INSOLVENTS' ASSETS REALIZED AND DISBURSED.		REMARKS.	
	Total number for hearing.	Transferred to another Province, withdrawn, &c.	Granted.		Rejected.			Pending at the close of the year.	Number of Insolvents discharged during the year under Section 355.	Number of Insolvents' Estates in the hands of Receivers in which proceedings were finally closed during the year.	Admitted.	Satisfied.	Realized during the year.		Disbursed during the year.
			A Receiver being appointed.	A Receiver not being appointed.	Penal Proceedings under Section 359 not being taken.	Sentence of Imprisonment being passed under Section 359.	Applicant being sent to the Magistrate to be dealt with.								
1	2	3	4	5	6	7	8	9	10	11	12	13	14	15	16
											Rs. a. p.	Rs. a. p.	Rs. a. p.	Rs. a. p.	
Courts other than Chief Courts of Districts	616	139	44	125	157	2	...	149	66	75	35,234 12 8	3,647 12 2	2,981 7 0	3,969 5 2	
Chief Courts of Districts	6	...	1	...	1	2	...	2	5	...	11,736 8 4	1,180 12 6	3,561 0 0	3,061 0 0	
Superior Courts	
Total	622	139	45	125	158	4	...	151	71	75	46,971 5 0	4,828 8 8	6,542 7 0	7,030 5 2	

10

Her Majesty's High Court of Judicature, }
Appellate Side, Bombay, 13th November 1888. }

MAHADEV P. BARVE,
Acting Assistant Registrar.

JUDICIAL STATEMENT No. 13—(CIVIL AND CRIMINAL).

Statement showing use of Juries and Assessors in the Civil and Criminal Courts in the Presidency of Bombay in the year 1887.

Class of Courts in which Jurors or Assessors are employed, distinguishing Criminal from Civil Courts.	Established or average number of Jury or Assessors in each case and prescribed qualifications.	Number of cases tried by Jury.	Number of cases tried with Assessors.	JURY TRIAL.					ASSESSORS' TRIALS.			REMARKS.
				Cases in which the Judge approved of the verdict.	Cases in which the Judge did not approve of the verdict.		Number of persons of the verdict in respect to whom the Judge disapproved.	Number of cases in which Judge agreed with Assessors.	Number of cases in which Judge differed from			
					Wholly.	Partially.			One Assessor.	Both Assessors.		
1	2	3	4	5	6	7	8	9	10	11	12	13
<i>I.—Civil Courts.</i>												
Chief Courts of Districts (or Officers specially empowered) acting under Act X of 1870 } Assessors ...	2 or more	...	15	1	9	3	3	(a) All cases falling under Chapters VIII, XI, XII, XVI, XVII and XVIII or any of the said chapters taken in connection with Section 75 of the Indian Penal Code, in which punishment awardable is death, transportation for life, or transportation or imprisonment for ten years or upwards and also attempts and abettments to commit any of the above said offences, were tried by jury in the districts of Belgaum, Poona, Thana, Surat, Ahmedabad and in the city of Karachi.
Paral District Matrimonial Court } Under Delegates ...	7	...	(4)	...	1	(2)	(2)	...	
Paral Chief Matrimonial Court } Act XV of 1863. Delegates ...	11	(2)	...	(3)	
Paral Chief Matrimonial Court } Delegates ...	11	(2)	...	(3)	
<i>II.—Criminal Courts.</i>												
Magistrates' Courts under Chapter X, Criminal Procedure Code } Jurors ...	5 or more	10	...	10	(b) Assessors are employed in all cases committed for trial to the Sessions Court except in the districts of Belgaum, Poona, Thana, Surat, Ahmedabad and in the city of Karachi.
Courts of Sessions } Jurors (a) ...	5	133	...	133	4	...	5	(c) Besides these there were also:
Courts of Sessions } Assessors (b) ...	2 or more	—	(c) 462	—	219	41	103	20 cases in which the opinions of the assessors were not taken.
Courts of Sessions } Assessors (b) ...	2 or more	—	(c) 462	—	219	41	103	23 cases in which the accused pleaded guilty.
Courts of Sessions } Assessors (b) ...	2 or more	—	(c) 462	—	219	41	103	6 cases in which the charges were withdrawn.
Courts of Sessions } Assessors (b) ...	2 or more	—	(c) 462	—	219	41	103	5 cases in which the assessors were not employed.
High Court, Original Criminal Jurisdiction ... Jurors ...	9	26	...	26	—	—	—	(d) Do not include the Paral Matrimonial cases decided by Delegates.
Total	(d) 169	(d) 477	(d) 163	4	—	5	—	(e) 327	(e) 44	106	

Her Majesty's High Court of Judicature,
At the Public Office, Bombay, 14th November 1888.

MAHADEV P. BARVE,
Acting Assistant Registrar.

Statement showing the work done by the Sessions and Civil Courts in the Regulation Districts for the Presidency of Bombay during the year 1887.

Names of Districts.	CRIMINAL WORK.		CIVIL WORK.											
	Cases disposed of by the Sessions Court.	Appeals disposed of by the Sessions Court.	Original.				Appeals.				Execution proceedings disposed of.	Orders made after investigation column 43 of the Monthly Civil Returns.	Number of Original Suits pending more than a year at the end of the year under report.	Number of Appeals pending more than a year at the end of the year under report.
			Total number of Suits before the Court.	Disposed of.	Pending at the end of the year under report.	Pending at the end of the preceding year.	Total number of Appeals before the Court.	Disposed of.	Pending at the end of the year under report.	Pending at the end of the preceding year.				
1	2	3	4	5	6	7	8	9	10	11	12	13	14	15
<i>Surat.</i>														
District and Sessions Court ...	18	36	15	10	5	4	230	111	119	126	13	102	...	41
Surat Small Cause Court	4,272	3,459	813	633	3,049	31
First Class Subordinate Court of Surat	461	227	234	208	465	57	107	...
Second Class Subordinate Court of Surat	1,282	1,139	143	181	1,572	45
Do. Bulsar	2,317	1,997	320	242	2,539	96
Do. Olhad	838	780	78	59	1,171	30
Total ...	18	36	9,185	7,592	1,593	1,327	230	111	119	126	8,809	361	107	41
<i>Broach.</i>														
Court of the Assistant Judge, F. P. and Joint Sessions Judge ...	23	23	7	3	4	3	179	99	80	83	14	25	2	12
Small Cause Court	1,668	1,464	202	287	1,739	48
Second Class Subordinate Court of Broach	1,147	990	157	169	2,830	55
Do. Anklesvar	1,553	1,292	261	151	3,903	35	11	...
Do. Jambusar	1,654	1,446	208	185	3,051	80
Do. Vagra	1,253	1,123	130	78	2,999	53
Total ...	23	23	7,280	6,318	962	873	179	99	80	83	14,536	296	13	12
<i>Satara.</i>														
District and Sessions Court ...	22	27	10	1	5	6	1,081	159	589	611	...	84	2	155
Assistant Judge's Court ...	13	4	155	5
First Class Subordinate Court of Satara with Appellate power	178
First Class Subordinate Court, Satara	1,002	215	269	294	1,510	27	32	...
Second Class Joint Subordinate Court, Satara	518	123
Do. Subordinate Court of Wai	380	265	115	121	639	21	1	...
Do. do. Karad	871	497	239	284	1,418	81	1	...
Do. Joint do.	47
Joint Subordinate Court of Karad	68
Second Class Subordinate Court of Rahimatpur	569	315	156	256	848	60	8	...
Do. Joint do.	98
Do. Subordinate Court of Vita	540	404	136	195	466	23	3	...
Do. do. Islampur	994	457	433	261	1,110	26	9	...
Do. Joint do.	104	2
Second Class Subordinate Court, Tasgaon	623	416	207	208	850	55	1	...
Do. do. Dahivadi	163	116	49	50	92	7	9	...
Do. do. Khatav	369	187	182	163	340	26	72	...
Do. do. Patan	419	319	100	149	381	7
Do. do. Medha	228	164	64	51	171	2
Jaghirdar's Court at Shere	8	20
Total ...	35	27	6,170	4,215	1,955	2,046	1,081	492	589	611	7,845	549	138	155
<i>Poona.</i>														
District and Sessions Court ...	36	38	68	27	4	4	584	179	350	322	13	180	...	109
Assistant Judge's Court ...	5	37	9	3	1
Cantonment Magistrate's Court	943	828	115	89	757
Small Cause Court	6,169	5,356	813	943	7,217	311	2	...
First Class Subordinate Court, Poona	742	254	351	...	46	1,682	197	12	...
Second Class Subordinate Court, Vadgaon	795	654	141	186	2,057	65	1	...

Names of Districts.	CRIMINAL WORKS.		CIVIL WORKS.											Revenue	
	Cases disposed of by the Sessions Court.	Appeals disposed of by the Sessions Court.	Original.				Appeals.				Execution proceedings disposed of.	Orders made after formal process returned at of the Monthly Court.	Number of Original suits pending more than a year at the end of the year end of report.		Number of Appeals pending more than a year at the end of the year under report.
			Total number of Suits before the Court.	Disposed of.	Pending at the end of the year under report.	Pending at the end of the preceding year.	Total number of Appeals before the Court.	Disposed of.	Pending at the end of the year under report.	Pending at the end of the preceding year.					
1	2	3	4	5	6	7	8	9	10	11	12	13	14	15	16
Poona—continued.															
Second Class Subordinate Court, Junnar ...			839	708	131	60						1,754	39		
Do. do. Sasvad ...			379	266	113	100						493	31		
Do. do. Khed ...			880	616	264	174						1,544	36	3	
Do. do. Talegaon ...			393	257	136	43						975	14		
Do. do. Haveli ...			409	368	131							1,023	88		
Subordinate Court of Indapur ...			153	153		113						139	1		
Subordinate Court of Baramati ...			563	392	171	71						687	41		
Court of the Agent for Sardars ...			13	6	5	4						8	4	1	
Do. Assistant do. ...				2											
Do. Chief of Vinchur ...			1,160	644	516	529						604			
Total ...	41	38	13,850	11,056	2,794	2,703	584	234	350	322	18,056	1,002	19	109	
Ahmednagar.															
District and Sessions Court ...	29	50	722	4	9	32	584	248	350	326	6	163		109	
Assistant Judge's Court ...	1			9											
First Class Subordinate Judge, A. P.'s Court ...															
Do. do. at Ahmednagar ...			1,726	1,515	211	226					3,811	187	1		
Second Class Subordinate Court at Sanganner ...			1,242	933	309	286					2,401	158			
Do. do. Akola ...			466	429	37	75					727	22			
Do. do. Nevasa ...			427	285	142	123					1,176	21			
Do. do. Kale ...			442	348	94	89					411	17			
Do. do. Karjat ...			435	321	114	93					322	22			
Do. do. Rahuri ...			463	352	111	119					410	89			
Do. do. Parner ...			603	439	164	164					877	46			
Do. do. Shrigonda ...			281	214	67	82					483	23			
Do. do. Kopergaon ...			685	526	159	251					1,168	87	8		
Do. do. Shevgaon ...			428	297	131	74					783	35	1		
Cantonment Magistrate's Court ...			51	49	2						6				
Jaghirdars' Courts at Javli, Akolner and Miri ...			52	42	10	26					96	1			
Total ...	30	50	7,323	5,763	1,560	1,609	584	248	356	326	12,467	651	10	109	
Belgaum.															
District and Sessions Court ...	35	55	13	13		6	358	256	102	117	6	87		1	
First Class Subordinate Court of Belgaum ...			1,378	1,077	301	298					1,135	85	8		
Second Class Subordinate Court of Chikoli ...			1,801	1,534	267	647					1,441	224	43		
Do. do. Saundatti ...			587	490	107	85					379	53			
Do. do. Athul ...			485	387	98	70					273	39	8		
Cantonment Magistrate's Court ...			192	187	5	8					75				
Total ...	35	55	4,456	3,678	778	1,114	358	256	102	117	3,309	458	64	1	
Kdsara.															
District and Sessions Court ...	12	19	1	1		1	499	105	394	304	5	36		296	
First Class Subordinate Court, Karwar ...			633	543	140	157					395	43	4		
Second Class Subordinate Court, Honavar ...			793	542	251	147					716	20	9		
Do. Kunta ...			833	625	208	199					540	51	17		
Do. Sira ...			500	395	105	73					245	9	1		
Total ...	12	19	2,910	2,106	704	577	499	105	394	304	1,941	161	31	296	

One Subordinate Judge
One Subordinate Judge

Names of Districts.	CRIMINAL WORK.		CIVIL WORK.												REMARKS.
	Cases disposed of by the Sessions Court.	Appeals disposed of by the Sessions Court.	Original.				Appeals.				Execution proceedings disposed of.	Order made after investigation, column 43 of the Monthly Civil Returns.	Number of Original Suits pending more than a year at the end of the year under report.	Number of Appeals pending more than a year at the end of the year under report.	
			Total number of Suits before the Court.	Disposed of.	Pending at the end of the year under report.	Pending at the end of the preceding year.	Total number of Appeals before the Court.	Disposed of.	Pending at the end of the year under report.	Pending at the end of the preceding year.					
1	2	3	4	5	6	7	8	9	10	11	12	13	14	15	16
<i>Nasik.</i>															
District and Sessions Court ...	28	20	8	6	2	1	454	218	236	177	10	82	1	2	
First Class Subordinate Court, Nasik ...			3,349	3,099	250	595	10	10			5,775	370			
Second Class Subordinate Court, Pimpalgaon ...			2,412	2,135	277	397					3,097	73			
Do. do. Yeola ...			2,362	1,971	391	425					3,159	132	1		
Do. do. Malegaon ...			2,326	2,034	292	353					2,152	58			
Do. do. Sunar ...			1,221	1,131	90	237					2,237	55			
Do. do. Satana ...			1,885	1,606	279	334					2,703	123	1		
Court of the Jaghirdar of Chandor ...			17	17		11					22				
Total ...	28	20	13,580	11,999	1,581	2,353	464	228	236	177	19,155	693	3	2	
<i>Ratnagiri.</i>															
District and Sessions Court ...	5	33	11	4	7	1	710	200	510	304	6	125	1	95	
Assistant Judge's Court ...			2		2	1	165	90	75	99	3	10	2	65	
Additional Assistant Judge's Court ...							14	14							
First Class Subordinate Court of Ratnagiri ...			730	534	196	187	33	2	31	3	711	35	9	31	
Second Class Subordinate Court of Dapoli ...			1,393	1,063	330	392					1,274	113	8		
Do. do. Chiplun ...			1,537	1,171	366	347					1,474	46	1		
Do. do. Sangameshvar ...			1,201	826	375	236					1,331	62	6		
Do. do. Rajapur ...			1,199	838	361	302					984	102	90		
Do. do. Devgad ...			804	660	144	153					896	62	1		
Do. do. Malvan ...			1,079	700	370	523					634	58	125		
Do. do. Vengurla ...			674	379	295	209					453	46	66		
Total ..	5	33	8,630	6,184	2,446	2,351	949	333	616	406	7,766	659	309	191	
<i>Sholapur-Bijapur.</i>															
District and Sessions Court ...	37	60	12	2	8	5	840	253	431	508	2	206	4	125	
Court of Assistant Judge and Joint Sessions Judge ...	15			2				154							
First Class Subordinate Court of Sholapur ...			2,088	1,724	364	440		8			2,233	189	15		
Second Class Subordinate Court of Barsi ...			569	448	121	170					704	98	2		
Do. do. Pandharpur ...			470	365	105	101					679	40			
Do. do. Madha ...			329	245	84	56					609	17			
Do. do. Sangola and Malsiras ...			561	463	98	148					400	47			
Do. do. Karmala ...			245	175	70	43					632	12			
Do. do. Bagalkot ...			1,278	1,184	94	95					1,216	94			
Do. do. Bijapur ...			685	598	87	80					571	46			
Do. do. Muddebihal ...			832	674	158	129					629	44			
Total ...	52	60	7,069	5,880	1,189	1,267	846	415	431	508	7,666	793	21	125	
<i>Dhule.</i>															
District and Sessions Court ...	29	81	4	1	3	1	328	167	161	108	6	40			
First Class Subordinate Court, Dhule ...			907	694	213	246					687	70	16		
Second Class Subordinate Court, Haveri ...			1,407	871	536	405					1,026	95	178		
Do. Gadag ...			1,548	1,147	401	421					1,052	61	29		
Do. Hubli ...			1,101	802	299	286					601	73	21		
Total ...	29	81	4,967	3,515	1,452	1,359	328	167	161	108	3,372	339	244		
<i>Thana.</i>															
District and Sessions Court ...	37	42	31	2	5	2	407	123	184	127	8	64		1	
Assistant Judge's Court ...	9			24				73				2		1	
First Class Subordinate Judge A. P. Thana ...								27							
Do. Subordinate Court of Thana ...			1,914	1,679	235	249					2,089	90	1	2	
Second Class Subordinate Court of Kalyan ...			1,521	1,238	283	253					1,953	62	2		
Do. do. Bhawadi ...			1,544	1,197	347	176					1,935	53	2		
Do. do. Marlad ...			839	634	205	135					1,550	25			

Name of District.	CRIMINAL WORK.				CIVIL WORK.										Remarks
	Cases disposed of by the Sessions Court.	Appeals disposed of by the Sessions Court.	Original			Appeals			Execution Proceedings disposed of.	Orders made after investigation returns to the Magistrate.	Number of the Criminals tried for more than a year at the end of the year under report.	Number of Appeals pending more than a year at the end of the year under report.			
			Total number of Suits before the Court.	Disposed of.	Pending at the end of the year under report.	Pending at the end of the preceding year.	Total number of Appeals before the Court.	Disposed of.					Pending at the end of the year under report.	Pending at the end of the preceding year.	
1	2	3	4	5	6	7	8	9	10	11	12	13	14	15	
<i>Thana—continued.</i>															
Second Class Subordinate Court of Panvel	2,003	1,521	572	440	2,802	99	23	...	
Do. do. Bassein	902	712	190	122	1,300	47	2	...	
Do. do. Dahadu	1,071	654	417	295	1,192	43	23	...	
Total ..	46	42	9,915	7,681	2,254	1,672	407	223	184	127	12,829	485	87	4	
<i>Kolaba.</i>															
District and Sessions Court ...	13	13	2	1	1	1	258	00	79	03	...	38	
Joint Sessions Judge's Court ...	2	
Assistant Judge's Court	65	
First Class Subordinate Judge A. P.'s Court	28	
Second Class Subordinate Court of Alibag	1,039	873	166	200	1,461	93	
Do. do. Pen	1,676	1,246	430	343	2,619	129	48	...	
Do. do. Mahad	2,290	1,743	556	515	2,743	135	
Total ..	15	13	5,016	3,863	1,153	1,059	258	179	79	93	6,825	303	48	...	
<i>Khandesh.</i>															
District and Sessions Court ...	40	76	3	3	...	2	454	140	314	259	8	53	...	25	
First Class Subordinate Court A. P. of Dhulia	4,450	3,985	465	600	101	101	7,518	160	2	...	
Second Class Subordinate Court of Yaval	3,793	3,194	601	759	5,500	148	1	...	
Do. do. Bhusaval	2,783	2,247	536	533	3,080	78	1	...	
Do. do. Jalgaon	4,242	3,756	486	1,192	5,872	134	6	...	
Do. do. Amalner	2,504	1,980	524	451	4,342	86	1	...	
Do. do. Bihadgaon	3,311	2,803	449	313	5,030	94	2	...	
Do. do. Fardol	2,350	1,943	407	566	3,841	81	
Do. do. Shirpur	2,899	2,350	543	547	4,418	62	6	...	
Do. do. Nandurbár	1,909	1,810	189	251	2,848	71	
Total ...	40	76	28,336	24,137	4,199	5,504	555	241	314	259	42,493	991	19	25	
<i>Ahmedabad.</i>															
District and Sessions Court ...	27	182	60	...	22	83	848	79	338	573	11	264	3	115	
Joint Judge's and Sessions Judge's Court ...	34	98	...	7	330	84	
Court of Assistant Judge and Sessions Judge ...	49	31	4	17	
First Class Subordinate Judge with A. P.	97	
First Class Subordinate Court, Ahmedabad	1,547	320	341	341	2,462	69	9	...	
Joint ditto, Ahmedabad	553	53	
Second Class Joint ditto, Ahmedabad	301	81	
Small Cause Court, Ahmedabad	7,212	6,055	1,157	1,532	6,217	344	4	...	
Do. do. Nadiad	1,528	1,336	190	153	1,512	11	
Second Class Subordinate Court, Dholka	2,137	2,000	137	173	3,900	63	
Do. Dhandhuka and Gogha	1,568	1,463	101	71	2,469	39	
Do. Viramgam	1,624	1,486	138	131	2,137	43	
Do. Kaira	3,767	3,482	285	439	7,597	84	
Do. Umreth	1,828	1,642	184	101	3,379	35	
Do. Borah	2,761	2,329	432	477	3,964	39	73	...	
Do. Nadiad	1,309	1,119	180	213	1,971	22	12	...	
Do. Kapadvanj	897	729	177	139	1,477	24	1	...	
Do. Godhra	1,034	932	102	149	986	35	
Do. Dohad	1,748	1,522	226	164	1,823	70	37	...	
Total ...	110	240	29,614	25,342	3,672	4,104	848	519	334	573	39,122	1,252	101	115	
Political Agent, Kolhapur and Southern Mahratta Country	2	1	1	1	1	...	1	...	
Bombay Small Cause Court	37,726	31,664	4,062	2,964	19,513	
Grand Total ..	517	853	195,329	1,62,974	52,355	32,891	8,170	3,841	4,329	4,149	225,627	9,615	1,217	1,094	

SUPPLEMENTARY STATEMENTS.

Return showing the number of days the Chief Justice and each of the Judges of the High Court at Bombay sat in Court and at Chambers in the Court House during the calendar year 1887.

1	2	3	4	5		6		
				AVERAGE LENGTH OF DAILY SITTINGS.				
				(a) For hearing causes (Column 3.)	(b) For transaction of administrative business (Column 4.)			
Name of Judge.	Portion of year during which the Judge was as such present on duty.	Number of days on which the Judge sat in Court for hearing causes.	Number of days (if any) not included in column 3 on which the Judge sat in the Court House for the transaction of administrative business.	H.	m.	H.	m.	REMARKS.
The Honourable C. Sir Sargent, Knight, Chief Justice.	From 1st January to 30th November.	118	4	51	In addition to sitting in Court for hearing causes, sat in the Court-house at an average of 1 hour a day for transaction of administrative business. Did home work for 4 days, 2 days in reading criminal cases during the May vacation, and 2 days administrative business in October vacation. Was on duty during the May vacation. From 14th November 1887 till the end of the year was on privilege leave.
The Honourable Mr. Justice Bayley.	Sits on the Original Side.	1	1	5	0	5	0	In addition to sitting in Court for hearing causes, did home work (reading criminal cases) for 2 days during the October vacation. Also sat 4 hours in Court for administrative business.
The Honourable Mr. Justice West.	From 1st January to 11th November.	118	4	51	In addition to sitting in Court for hearing causes, sat in the Court-house at an average of 1½ hours a day for transaction of administrative business. Did home work in reading criminal cases and in transaction of administrative business for 82 days. Was on duty during the October vacation. Left to take his seat as Member of Council on 12th November.
The Honourable Mr. Justice Nanabhai Haridas.	From 1st January to 31st December.	170	1	4	41	5	0	In addition to sitting in Court for hearing causes, sat in the Court-house at an average of 1 hour a day for transaction of administrative business. Did home work in reading criminal cases and in transaction of administrative business for 18 days.
The Honourable Mr. Justice Birdwood.	From 1st January to 31st December.	141	1	4	51	5	0	In addition to sitting in Court for hearing causes, sat in the Court-house at an average of 1½ hour a day for transaction of administrative business. Did home work in reading criminal cases and in transaction of administrative business for 80 days. Was on duty during the May vacation.
The Honourable Mr. Justice Jardine.	Sits on the Original Side.	22	2	4	43	5	0	Did home work in transaction of administrative business for 4 days. In addition to sitting in Court for hearing causes, sat in Court-house for 7 hours for administrative business.
The Honourable Mr. Justice Parsons.	From 21st November to 31st December.	17	3	4	40	5	0	Took his seat on the Bench on 21st November 1887. In addition to sitting in Court for hearing causes, also sat in Court-house at an average of 1½ hour a day for administrative business. Did home work in reading criminal cases and in transaction of administrative business for 8 days.
The Honourable Mr. Justice Farran.	Sat on the Original Side.	2	4	0	

Note.—The Court commenced its sittings after the close of the Christmas vacation on the 7th January and it was closed for Easter vacation from 7th to 11th April, for May vacation from 9th May to 11th June, for October vacation from 10th October to 12th November, and for Christmas vacation from 24th December to the end of the year.