

---

REPORT  
ON THE  
ADMINISTRATION OF CRIMINAL AND  
CIVIL JUSTICE

IN THE  
BOMBAY PRESIDENCY

For the Year 1885.

---

[Price—8 Annas.]

No. 1407 of 1886.

FROM

A. K. OLIVER, ESQUIRE,  
Acting Registrar, High Court,  
Appellate Side, Bombay ;

To

THE CHIEF SECRETARY TO GOVERNMENT,  
Judicial Department, Bombay.

*Bombay, 23rd September 1886.*

SIR,

I am directed to transmit to you the Report of the Administration of Criminal and Civil Justice in the Bombay Presidency for the year 1885, and also the Report of the Judicial Commissioner in Sind. Tables 1 to 13 accompany the Report.

I have the honour to be,

Sir,

Your most obedient Servant,

A. K. OLIVER,  
Acting Registrar.

**REPORT ON THE ADMINISTRATION OF CRIMINAL JUSTICE IN  
THE PRESIDENCY OF BOMBAY FOR THE YEAR 1885.**

This report has been drawn up on the plan adopted last year. It relates to the administration of justice by the Criminal Courts in the Regulation Provinces of the Presidency of Bombay and in the Province of Sind. The Panch Maháls are now included in the Regulation Provinces. This change was effected by Government Notifications Nos. 2220, 2221 and 2222, dated 23rd March 1885, whereby the Governor in Council, exercising the power conferred by Section 3 of the Bombay Civil Courts Act, was pleased to direct that on and from the 1st day of May 1885 the judicial districts of Ahmedabad shall comprise the revenue districts of Ahmedabad, Kaira and Panch Maháls. It refers to the working of all the Criminal Courts situated within these territories, except the Courts of the Presidency Magistrates, from whom no report is received by the High Court.

2. The area and population of the provinces referred to are as follows :—

	Area.	Population.
Regulation Provinces ... ..	76,472	13,946,660
Sind... ..	48,014	2,413,823

3. The Courts which form the subject of this report are as follows :—

*Regulation Provinces.*

The High Court.

15 Sessions Judges and Joint Sessions Judges.

4 Assistant Sessions Judges.

18 District Magistrates.

118 Magistrates of the First Class.

189 Magistrates of the Second Class.

209 Magistrates of the Third Class.

13,857 Police Patels with criminal jurisdiction under Bombay Act VIII. of 1867.

*Sind.*

The Sadar Court.

3 Sessions Judges.

5 District Magistrates, of whom 2 were invested with special powers as Deputy Commissioners under Section 30 of the Code of Criminal Procedure.

22 Magistrates of the First Class.

55 Magistrates of the Second Class.

56 Magistrates of the Third Class.

4. The Judges mentioned above are all paid. During the year under review there were 45 Honorary Magistrates in the Regulation Provinces, but none in Sind.

5. Six of the Judges of the High Court were Europeans and 1 was a Native. Of the Sessions Judges, Joint Sessions Judges and Assistant Sessions Judges 1 was a Native and the rest were Europeans. Eighty-six of the First Class Magistrates were Europeans and 77 were Natives. Of the Second Class Magistrates 7 were Europeans and 237 were Natives, and of the Third Class 7 were Europeans and 258 were Natives.

6. The total number of offences reported during the year was 95,884, but of these only 73,284 were returned as true. In the preceding year, 93,701 offences were reported, and 69,228 were returned as true.

7. The following table shows the classification of offences reported as true according to headings given in Statement No. 2 for the year 1885 compared with that of those reported as true during the previous two years :—

No.	Class.	1883.	1884.	1885.	1884.		1885.	
					Increase.	Decrease.	Increase.	Decrease.
1	Offences against the State ... ..	...	1	...	1	...	...	1
2	Offences relating to the Army and Navy, Chapter VII. ... ..	1	1	...	...	...	...	1
3	Offences against the public tranquillity, Chapter VIII. ... ..	288	379	372	91	...	...	7
4	Offences by or relating to public servants, Chapter IX. ... ..	99	102	67	3	...	...	35
	Attempts at do. ... ..	...	3	1	3	...	...	2
5	Contempts of the lawful authority of public servants, Chapter X. ... ..	695	611	724	...	84	113	...
	Attempts at do. ... ..	...	...	4	...	...	4	...
6	False evidence and offences against public justice, Chapter XI. ... ..	679	708	697	29	...	...	11
	Attempts at do. ... ..	...	2	3	2	...	1	...
7	Offences relating to coin and Government stamps, Chapter XII. ... ..	103	85	121	...	18	36	...
	Attempts at do. ... ..	...	...	1	...	...	1	...
8	Offences relating to weights and measures, Chapter XIII. ... ..	187	211	198	24	...	...	13
9	Offences affecting public health, safety, convenience, decency and morals, Chapter XIV. ... ..	910	1,048	1,235	138	...	187	...
	Attempts at do. ... ..	...	5	1	5	...	...	4
10	Offences relating to religion, Chapter XV. ... ..	25	30	43	5	...	13	...
11	Offences affecting life ... ..	404	332	350	...	72	18	...
	Attempts at do. ... ..	...	75	71	75	...	...	4
12	Causing of miscarriage, injuries to unborn children, exposure of infants, and the concealment of births ... ..	90	68	64	...	22	...	4
	Attempts at do. ... ..	...	...	1	...	...	1	...
13	Hurt ... ..	14,944	16,420	18,746	1,476	...	2,326	...
	Attempts at hurt ... ..	...	12	12	12	...	...	...
14	Wrongful restraint and wrongful confinement ... ..	373	312	354	...	61	42	...
	Attempts at do. ... ..	...	...	5	...	...	5	...
15	Criminal force and assault... ..	2,900	2,974	2,805	74	...	...	169
	Attempts at do. ... ..	...	2	3	2	...	1	...
16	Kidnapping, forcible abduction, slavery and forced labour ... ..	79	69	59	...	10	...	10
	Attempts at do. ... ..	...	1	2	1	...	1	...
17	Rape ... ..	61	52	59	...	9	7	...
	Attempts at rape ... ..	...	8	6	8	...	...	2
18	Unnatural offences ... ..	26	10	25	...	18	15	...
	Attempts at do. ... ..	...	3	2	3	...	5	1
19	Theft ... ..	10,254	9,736	8,811	...	518	...	925
	Attempts at theft ... ..	...	45	47	45	...	2	...
20	Extortion ... ..	75	88	75	13	...	...	13
21	Robbery and dacoity ... ..	290	221	205	...	69	...	16
	Attempts at do. ... ..	...	6	2	6	...	...	4
22	Criminal misappropriation of property... ..	611	540	540	...	71	...	...
	Attempts at do. ... ..	...	12	2	12	...	...	10
23	Criminal breach of trust ... ..	600	548	601	...	52	53	...
	Attempts at do. ... ..	...	1	...	1	...	...	1
24	Receiving of stolen property ... ..	992	958	809	...	34	...	89
	Attempts at do. ... ..	...	1	6	1	...	5	...
25	Cheating ... ..	427	348	332	...	79	...	16
	Attempts at cheating ... ..	...	6	2	6	...	...	4
26	Fraudulent deeds and disposition of property ... ..	13	15	15	2	...	...	...
	Attempts at do. ... ..	...	...	1	...	...	1	...
27	Mischief ... ..	2,848	2,860	3,470	12	...	610	...
	Attempts at mischief ... ..	...	5	8	5	...	3	...
28	Criminal trespass ... ..	3,120	3,168	2,918	48	...	...	250
	Attempts at do. ... ..	...	16	15	16	...	...	1
29	Offence relating to documents and to trade or property marks ... ..	57	56	55	...	1	...	1
30	Criminal breach of contract of service ... ..	16	11	21	...	5	10	...
31	Offences relating to marriage ... ..	668	723	803	60	...	75	...
	Attempts at do. ... ..	...	2	2	2	...	...	...
32	Defamation ... ..	135	145	195	10	...	50	...
33	Criminal intimidation, insult and annoyance ... ..	3,902	4,598	5,704	696	...	1,106	...
	Attempt at do. ... ..	...	...	1	...	...	1	...
34	Offences under Special and Local Laws... ..	19,264	21,590	22,553	2,326	...	963	...

8. Of the total increase of 4,056 in the number of offences committed during the year, the most remarkable is in hurts and criminal intimidations, insults and annoyances. Hurts have increased by 2,326; criminal intimidations, insults and annoyances by 1,106. Offences under special and local laws have increased by 963.

9. Those offences in which a decrease is most remarkable are theft, criminal trespass, criminal force and assault, and receiving of stolen property.

10. Of the 350 offences affecting human life, 189 were murders. These may be classified and compared with murders committed in 1884 as follows:—

	Number.	
	1884.	1885.
From causes connected with women ... ..	76	54
Of children for the sake of their ornaments ... ..	9	8
Other murders for the sake of gain... ..	19	34
From other causes ... ..	79	93
Total ... ..	183	189

11. From the figures given in paragraphs 7 and 10 it will be seen that there was an increase, during the year under report, in the number of the most serious offences affecting the human body, as well as in minor offences of the same description. On the other hand, there was a decrease in the number of all the offences against property, except criminal breach of trust and mischief, in which there was an increase. As regards criminal misappropriation of property, fraudulent deeds and disposition of property, the number remains unchanged.

12. The offences entered in the table as offences under "Special and Local Laws" are of the same kind as those entered in 1884 under the same head, and consist principally of breaches of the Abkari Act, the Cattle Trespass Act, the Forest Act, the Opium Act, and the Salt Act, and of the Acts which deal with Conservancy and Municipal and Police Regulations, viz., the Cantonment Magistrates' Act, the Municipal Act, and the District and Village Police Acts.

13. The following table shows the number of offences reported to have occurred in each district, with the percentage borne by offences to population, both in the year under report and the previous year:—

District.	Population.	Offences.		Proportion to Population of Offences returned as true.	
		1884.	1885.	1884.	1885.
Ahmedabad ... ..	856,324	4,459	5,244	1 to 192	1 to 163
Kaira... ..	804,800	2,808	4,095	1 to 286	1 to 196
Broach ... ..	326,930	1,420	1,560	1 to 230	1 to 209
Surat ... ..	614,198	2,990	3,410	1 to 205	1 to 180
Thána... ..	908,548	6,142	6,120	1 to 147	1 to 148
Kolába ... ..	381,649	2,265	2,586	1 to 168	1 to 147
Khándesh ... ..	1,237,231	3,926	3,408	1 to 315	1 to 363
Násik ... ..	781,206	3,999	4,318	1 to 195	1 to 181
Ahmednagar ... ..	751,228	2,948	3,038	1 to 254	1 to 247
Poona... ..	900,621	7,082	8,098	1 to 127	1 to 111
Sholápur ... ..	582,487	1,604	1,624	1 to 363	1 to 359
Sátára... ..	1,062,350	2,851	3,177	1 to 372	1 to 334
Belgaum ... ..	864,014	2,690	2,927	1 to 321	1 to 295
Dhárwár ... ..	882,907	2,191	2,188	1 to 402	1 to 403
Bijápur ... ..	638,493	1,565	1,887	1 to 407	1 to 338
Kánara ... ..	421,840	1,230	1,053	1 to 342	1 to 400
Ratnágiri ... ..	997,090	1,829	2,085	1 to 545	1 to 478
Panch Maháls ... ..	255,479	852	977	1 to 299	1 to 261
Karáchi ... ..	478,688	4,779	4,480	1 to 100	1 to 106
Hyderabad ... ..	754,624	5,417	4,753	1 to 139	1 to 159
Thar and Párkar ... ..	203,344	663	969	1 to 306	1 to 210
Shikárpur ... ..	852,986	4,733	4,629	1 to 180	1 to 183
Upper Sind Frontier ... ..	124,181	763	629	1 to 162	1 to 197

14. Ratnágiri still enjoys a singular immunity from crime as compared with most of the other districts. There was an increase, however, in the number of murders, the figures being 6 as against 3 in 1884. The offence of hurt, also, shows a marked tendency to increase in this district during the last two years. The cases in 1884 exceeded those in 1883, and those in 1885 show an increase of 228 cases over the number in 1884. The districts next in order to Ratnágiri, which maintain a comparative freedom from crime, are Dhárwár, Kánara, Khándesh, Sholápur-Bijápur, Sátára and Belgaum. In Khándesh, murders decreased from 17 in 1884 to 4 in 1885. In this district there were no trials for criminal breach of contract of service, or for fraudulent deeds and disposition of property. Karáchi still remains the most criminal of all the districts. Kolába, on the other hand, reports no cases of murder, rape, or kidnapping.

15. Arising out of the 73,284 offences reported as true, 71,300 cases were brought to trial. The number of persons before the Courts during the year 1884 was 120,659, while in 1885 it was 133,920. Of these, 88,005 were acquitted or discharged and 44,216 were convicted, 27 died pending trial, 21 escaped, 9 were transferred, and the cases of 1,652 remained unfinished at the end of the year.

16. In 1884 the actual number of persons under trial was 120,659. Of these, 83 died or escaped, 76,122 were acquitted or discharged, 42,999 were convicted, and 1,455 persons remained under trial at the close of the year.

The percentage of the years 1883, 1884 and 1885 is as follows:—

	1883.	1884.	1885.
Died, escaped or transferred	·05	·07	·04
Discharged or acquitted	62·52	63·09	65·70
Convicted	36·26	35·64	33·01
Remaining under trial	1·17	1·20	1·23

17. The proportion of acquittals and discharges to convictions under the various classes of offences was as follows during the year under report:—

Class.	Persons acquitted.	Persons convicted.	Ratio of Persons acquitted to Persons convicted.
Offences against the public tranquillity	1,754	1,113	61:39
Offences by or relating to public servants	55	38	59:41
Attempts at ditto	...	2	0:100
Contempts of the lawful authority of public servants	480	559	46:54
Attempts at ditto	2	5	29:71
False evidence and offences against public justice	375	473	44:56
Attempts at ditto	...	3	0:100
Offences relating to coins and Government stamps	75	67	53:47
Attempts at ditto	...	2	0:100
Offences relating to weights and measures	59	150	28:72
Offences affecting the public health, safety, convenience, decency, and morals	320	1,256	20:80
Attempts at ditto	1	...	100:0
Offences relating to religion	67	89	43:57
Do. affecting life	336	271	55:45
Attempts at ditto	31	54	36:64
Causing miscarriage, injuries to unborn children, exposure of infants, and concealment of births	42	49	46:54
Hurt	40,975	4,251	91:9
Attempts at hurt	13	7	65:35
Wrongful restraint and wrongful confinement	617	78	89:11
Attempts at ditto	4	5	44:56
Criminal force and assault	4,556	881	84:16
Attempts at ditto	3	...	100:0

Class.	Persons acquitted.	Persons convicted.	Ratio of Persons acquitted to Persons convicted.
Kidnapping, forcible abduction, slavery and forced labour ...	111	27	80:20
Attempts at ditto	...	2	0:100
Rape ...	49	20	71:29
Attempts at rape ...	7	2	78:22
Unnatural offences ...	12	19	39:61
Attempts at ditto ...	...	2	0:100
Theft ...	4,720	7,901	38:62
Attempts at theft ...	21	30	41:59
Extortion ...	138	31	82:18
Robbery and dacoity ...	293	227	56:44
Attempts at ditto ...	2	1	67:33
Criminal misappropriation of property...	546	320	63:37
Attempts at ditto	...	2	0:100
Criminal breach of trust ...	484	264	65:35
Receiving of stolen property ...	692	812	46:54
Attempts at ditto ...	4	5	41:56
Cheating ...	379	92	80:20
Attempts at cheating ...	1	4	20:80
Fraudulent deeds and disposition of property ...	25	6	81:19
Attempts at ditto	2	...	100:0
Mischief ...	6,559	1,158	85:15
Attempts at mischief ...	1	9	10:90
Criminal trespass ...	3,213	1,523	68:32
Attempts at ditto ...	7	17	29:71
Offences relating to documents and to trade or property marks...	97	10	86:14
Attempts at ditto	...	1	0:100
Criminal breach of contracts of service ...	14	9	61:39
Offences relating to marriage ...	1,450	147	91:9
Attempts at ditto ...	5	...	100:0
Defamation ...	296	52	85:15
Criminal intimidation, insult and annoyance ...	11,915	839	93:7
Attempts at ditto ...	...	1	0:100
Offences under special and local laws...	7,197	21,324	25:75

18. The remarks made in former reports with regard to the ratio of acquittals to convictions hold good as applied to the results of 1885. The ratio is, on the whole, the smallest where personal interests or animosities play the least part in the prosecution of offences, and is the largest where they form the principal motive for it, or where the law allows compounding and withdrawal. The acquittals accordingly are most noticeable in cases of hurt, wrongful restraint and wrongful confinement, criminal force and assault, cheating, fraudulent deeds and disposition of property, mischief, offences relating to documents, &c., criminal breach of contracts of service, offences relating to marriage, defamation and criminal intimidation, insult and annoyance. The convictions, on the other hand, are most remarkable in offences relating to weights and measures, affecting the public health, safety, convenience, decency and morals, as well as offences under special and local laws, which seem to be zealously enforced. The ratio as regards offences affecting life is rather greater in 1885 than it was in 1884.

19. Seventy-nine cases involving 83 European British subjects were tried during the year. The cases were mostly of hurt, criminal force and assault, theft, and offences against local and special laws. Of these 83 accused persons, 51 were convicted and 32 acquitted, while 2 cases involving 3 European British subjects remained pending at the close of the year.

20. The number of miscellaneous cases before the Criminal Courts during the year under report was 1,580, in which 2,204 persons were concerned. Of these, 768 persons were discharged, and orders were made of a more or less adverse nature in regard to 1,436 persons. In the preceding year the number of miscellaneous cases before the Courts was 1,434, involving 1,987 persons, of

whom 652 were discharged, while against 1,332 unfavourable orders were passed. These miscellaneous cases comprise proceedings relating to frivolous and vexatious complaints, proceedings against witnesses for the forfeiture of bail or recognizance, regarding the non-attendance of jurors and assessors, proceedings to prevent breach of the peace, to require security for good behaviour, and to remove nuisances, possession cases, and maintenance cases.

21. Of 133,920 persons before the Courts, 3,459 were for trial before village officers, 573 before Special Magistrates, 4,267 before Honorary Magistrates, 122,400 before Stipendiary Magistrates not Magistrates of districts or divisions of districts, 931 before Divisional Magistrates, 82 before District Magistrates, 1,405 before Courts of Session, 122 before the High Court and Sadar Court in Sind. There were 681 persons before Benches of Magistrates.

22. The High Court during the year disposed of 37 cases on its Original Side, in which 49 persons were involved. Of these, 13 were acquitted and 36 were convicted. In 1884 the number of cases was 43 and the number of accused persons was 50, of whom 10 were acquitted and 40 were convicted, and there was 1 case pending at the close of the year.

23. On the Appellate Side, 30 cases, involving 45 persons, came before the High Court as a Court of Reference for confirmation of sentence of death. In these cases 17 persons were acquitted and 28 were convicted, and the cases of 15 persons remained pending at the end of the year.

24. The Sadar Court in Sind as a Court of Reference disposed of 12 cases coming before it for confirmation of sentence of death, in which 13 persons were concerned. Of these 21 persons 2 were acquitted and 11 convicted.

25. In the Courts of Sessions, 1,405 persons (exclusive of the 61 whose cases were referred to the High Court and the Sadar Court) were under trial against 1,384 in the previous year. Of the former number, 3 died, 1 escaped, 6 were transferred, 596 were acquitted, 686 were convicted, and 113 remained under trial at the end of the year.

26. Exclusive of 2,175 persons whose cases were committed or referred to superior Courts, the Magistrates of the various classes dealt with persons under trial, as shown in the following comparative table:—

	1883.	1884.	1885.
Persons under trial	110,483	116,112	128,934
Died, escaped or transferred	58	81	47
Acquitted or discharged	69,991	74,431	86,064
Convicted	39,198	40,246	41,312
Remaining under trial	1,236	1,354	1,511

27. The village officers or Police Patels had before them 3,459 persons against 3,049 in 1884. Of the 3,049 for trial during the year under report, 1,311 were acquitted and 2,135 were convicted.

28. The duration of trials before Special, Stipendiary and District and Divisional Magistrates has decreased from 3·84 to 2·66, 6·23 to 4·37, and 11·96 to 5·20 days respectively.

29. The total number of witnesses examined by the Criminal Courts was 205,924. Of these, 4,116 were examined before Police Patels, 195,577 before Magistrates, 6,012 before Courts of Sessions, and 219 before the High Court and Sadar Court. In 1884, 198,382 were examined by the Criminal Courts.

30. Three persons were sentenced to death by the High Court on its Original Side, and on its Appellate Side the Court confirmed 21 sentences of death. The Sadar Court in Sind confirmed 7 of sentences of death. In the year 1884 the High Court on its



Original Side sentenced 4 persons to death, and on its Appellate Side confirmed 27 sentences. The Sadar Court in Sind during the same year confirmed 16 death sentences. It will thus be seen that, in all, 31 sentences of death were passed during the year under report compared with 47 in 1884.

31. 154 persons were sentenced to transportation against 182 in 1884.

32. No sentence of penal servitude was passed in 1885.

33. 12,489 persons were sentenced to imprisonment in 1885 compared with 12,763 in 1884.

34. *Forfeiture of Property.*—No sentences of forfeiture of property were passed during the years 1885, 1884 and 1883.

35. *Fine.*—33,208 persons were sentenced to fine against 31,760 in the previous year. The total amount of fines imposed during the year was Rs. 266,136-1-6, and the total amount realized during the year was Rs. 221,909-9-3, of which Rs. 17,342-2-11 were paid away as compensation. In 1884 the total amount of fines imposed was Rs. 2,63,299-14-0, the total amount recovered was Rs. 2,13,549-14-4½, and the amount paid away as compensation was Rs. 15,178-11-5.

36. *Whipping.*—During the year under report, 703 sentences of whipping were passed against 707 in 1884.

37. Of the 703 sentences of whipping, awarded during the year under report, 482 were under Sections 2 and 3 of Act VI. of 1864, in lieu of other punishments; 51 sentences were under Sections 3 and 4 of the Act passed on old offenders in addition to other punishments; and 170 sentences were passed on juveniles under Section 5 of the Act, in lieu of other punishments, for offences not punishable with whipping in the case of adults.

38. Of the total number of sentences of whipping passed during the year there were—

	69 sentences not exceeding	5 stripes.
243	do.	do. 10 do.
194	do.	do. 15 do.
83	do.	do. 20 do.
53	do.	do. 25 do.
62	do.	do. 30 do.

39. The total number of appellants and applicants for revision before the Courts during the year was 6,832 (exclusive of 220 whose cases were referred for revision to the High Court), and 44 applications involving 117 persons were made on behalf of complainants for revision. Of these 6,832 and 117 persons, 1 died; 4,643 had their appeals dismissed; 63 got their sentences enhanced; of 587 the sentences were modified; of 1,216 the sentences were reversed; in 124 cases a new trial was ordered; in 50 the proceedings were quashed; and the cases of 265 persons remained undisposed of at the end of the year.

40. As a Court of appeal the High Court had to deal with 333 appellants who appealed from convictions by Courts of Session. In 116 instances the appeals were summarily rejected; in 101 the sentence was confirmed; in 40 it was modified; and in 37 it was reversed; in 1 new trial was ordered; and the cases of 38 appellants remained undisposed of at the end of the year. No appellant died or escaped. In 1884 there were 318 appellants before the Court. The percentage of persons whose appeals were rejected, or whose sentences were modified or reversed, compared with the total number of appellants whose appeals were disposed of, are shown in the following table:—

	Number.	Percentage.
Abated, rejected or confirmed	217	65·16
Modified	40	12·01
Reversed	37	11·11

41. The High Court reviewed the proceedings of 748 persons, of whom only 177 applied to it to do so. The cases of the other 571 persons were sent for chiefly on an examination of the criminal calendars. It did not interfere with the sentences of 419 persons; it enhanced the sentences of 45; it modified the sentences of 49; and it reversed the sentences of 138. In the cases of 5 persons, the High Court quashed the proceedings altogether, and in those of 40 it ordered new trials. The cases of 52 persons remained undisposed of at the end of 1885. In 1884 the High Court had reviewed the proceedings of 736 persons. The following table shows the number of criminal cases of all kinds reviewed by the High Court during 1885 from each district:—

Districts	Confirmation Cases.	Criminal Appeals.	Criminal Cases reviewed.	Criminal References.	Total.
Ratnágiri ... ..	...	2	13	4	19
Dhárwár ... ..	2	24	20	10	56
Kánara ... ..	3	13	13	6	35
Belgaum ... ..	3	16	20	5	44
Bijápur ... ..	...	1	4	...	5
Sholápur ... ..	1	30	18	9	58
Poona ... ..	3	15	26	14	58
Khándesh ... ..	1	17	18	15	51
Ahmednagar ... ..	...	9	14	4	27
Sátára ... ..	1	7	4	12	24
Násik ... ..	2	4	29	20	55
Thána ... ..	1	6	44	36	87
Kolába ... ..	...	3	15	6	24
Surat ... ..	1	11	36	5	53
Broach ... ..	3	14	20	9	46
Ahmedabad ... ..	...	33	45	17	95
Kaira ... ..	1	12	22	4	39
Panch Maháls ... ..	...	1	7	4	12
Bombay City ... ..	...	1	9	1	11

42. Eight appeals against acquittals involving 23 persons were presented by Government to the High Court compared with 10 in the previous year. In the cases of 9 persons the appeals were rejected or dismissed; of 5 the sentences were modified; in the cases of 5 persons new trial was ordered; and the cases of 4 persons were pending at the end of the year.

43. The Sadar Court in Sind had 91 appellants before it against 93 in 1884. Of the 91 appellants, 29 had their appeals summarily rejected, 30 had their sentences confirmed, 21 whose sentences were modified, and 9 whose sentences were reversed. There were 2 appellants' cases pending at the end of the year.

44. As a Court of revision the Sadar Court reviewed the cases of 304 persons in 1885. It left unaltered the sentences of 241; it enhanced the sentences of 17; it modified the sentences of 34; and it reversed the sentences of 67. Five new trials were ordered. The cases of 13 persons were pending at the end of the year. In the year 1884 the Court had cases of 414 persons before it for revision.

45. Two appeals against the decision of the Sessions Judge in the Panch Maháls were disposed of by Government before the 30th April 1885. Of these, 1 had been pending at the end of 1884 and was dismissed; and in the other, which was filed in 1885, the conviction and sentence were annulled, and the prisoner was set at liberty.

46. The following table shows the number of appellants who appealed against convictions by Sessions Judges from each district:—

	Number of Persons convicted by the Sessions Judges.	Appellants.
Ahmedabad ...	74	55
Kaira ...	36	
Broach ...	63	
Surat ...	22	
Thána ...	56	
Kolába ...	13	
Násik ...	18	
Khándesh ...	48	
Ahmednagar ...	30	
Poona ...	33	
Sholápur-Bijápur ...	42	
Sátára ..	34	
Belgaum ...	27	
Dhárwár ..	32	
Ratnágiri ...	14	
Kánara ...	13	
Panch Maháls ...	6	
Karáchi ...	28	
Hyderabad ...	46	
Thar and Párkar ...	7	
Shikárpur ...	32	
Upper Sind Frontier ...	12	
		91

47. The Courts of Session had before them appeals of 1,616 persons against convictions by First Class Magistrates and Assistant Sessions Judges, of which appeals of 56 persons were pending at the end of the year. The method in which the appeals of the remaining 1,560 were disposed of, is shown in the following table :—

Districts.	ed, escaped or transferred.	Appeals or applications rejected.	Sentence or order confirmed.	Sentence enhanced.	Sentence reduced or otherwise altered.	Sentence reversed.	Proceedings quashed.	New trial or further inquiry ordered.	Referred for revision to the High Court.	Total number disposed of.
Ahmedabad ...	...	95	94	...	36	61	...	...	...	286
Kaira ..	...	...	18	...	5	11	...	...	...	36
Broach ...	...	17	12	...	6	7	...	...	...	42
Surat ...	...	19	...	...	4	5	...	...	...	28
Thána ...	...	5	...	...	...	6	...	...	...	11
Kolába ...	...	4	41	...	9	1	...	...	...	55
Násik ...	...	24	23	...	5	19	...	...	...	70
Khándesh ...	...	28	36	...	1	10	...	...	...	73
Ahmednagar ...	...	11	16	...	12	22	...	...	...	61
Poona ...	...	11	9	...	1	4	...	1	...	26
Sholápur ...	...	4	10	...	...	3	...	...	...	17
Sátára ...	...	4	17	...	5	7	...	...	...	33
Belgaum ...	...	9	20	...	14	17	...	...	...	60
Bijápur ...	...	26	54	...	5	17	...	...	...	102
Dhárwár ...	...	2	7	...	1	1	...	...	...	11
Ratnágiri ...	...	16	13	...	3	1	...	...	...	33
Kánara ...	...	7	5	...	7	4	...	...	1	24
Panch Maháls ...	...	56	37	...	12	21	...	1	...	127
Karáchi ...	...	71	70	...	3	23	...	1	...	173
Hyderabad...	...	13	5	...	...	4	...	...	...	22
Thar and Párkar ...	...	120	68	...	21	24	...	5	...	223
Shikárpur ...	...	21	13	...	4	4	...	...	...	42
Upper Sind Frontier ...	...	...	...	...	...	...	...	...	...	...

48. The percentage of the various methods in which appeals were disposed of was as follows :—

	Number.	Percentage.
Appellant died, escaped or transferred ...	...	...
Rejected or confirmed ...	1,119	69.24
Sentence enhanced or modified ...	154	9.53
Do. reversed, proceedings quashed, or new trial ordered...	286	17.70

49. In 1884, out of 1,477 appeals disposed of by the Courts of Session the percentage was as follows :—

	Number.	Percentage.
Appellant died, escaped or transferred ... ..	3	·21
Rejected or confirmed ... ..	1,008	68·43
Sentence enhanced or modified ... ..	207	14·05
Do. reversed, proceedings quashed, or new trial ordered...	255	17·31

50. The Courts of Session reviewed the proceedings of 561 persons as compared with 523 in the previous year, with the following results :—

	1883.	1884.	1885.
Died, escaped or transferred ... ..	3	...	...
Not interfered with ... ..	236	369	365
Sentence enhanced ... ..	...	...	...
Do. or order modified ... ..	4	1	...
Do. do. reversed ... ..	12	8	15
Proceedings quashed ... ..	...	18	15
New trial ordered ... ..	14	19	38
Referred to the High Court ... ..	...	95	100
Pending at the end of the year ... ..	14	13	28

51. The District Magistrates and other First Class Magistrates with appellate powers had before them 2,731 appellants during the year under report compared with 2,350 in 1884 and 2,299 in 1883, whose appeals were thus disposed of :—

	1883.	1884.	1885.
Died or escaped ... ..	1	2	1
Appeal rejected ... ..	199	242	323
Sentences confirmed ... ..	1,164	1,256	1,341
Do. enhanced ... ..	...	...	1
Do. modified ... ..	251	272	282
Do. reversed ... ..	529	534	668
Proceedings quashed ... ..	21	19	30
New trial ordered ... ..	56	6	8
Referred to the High Court ... ..	...	...	6
Pending at the end of the year ... ..	78	19	71

52. The percentage of the various modes of disposal to the total number of appellants whose appeals were decided by the Magistrates was as follows :—

	1883.	1884.	1885.
Appellant died, or escaped, or appeal transferred ... ..	·04	·08	·04
Appeal rejected or sentence confirmed ... ..	61·37	64·26	60·93
Sentence enhanced or modified ... ..	11·3	11·67	10·36
Do. reversed, proceedings quashed, or new trial ordered ... ..	27·29	23·99	25·85

53. The District Magistrates reviewed the cases of 689 persons as compared with 651 in the previous year. The Magistrates did not interfere at all in the cases of 550 persons. They ordered new trial in the cases of 17 persons. In the case of 2 persons the sentence was modified, and reversed in the cases of 6; 113 were referred by them to the High Court, and 1 case remained pending at the close of the year.

54. Trial by jury or with the aid of assessors takes place only in the High Court, the Courts of Session and in the Magistrates' Courts under Chapter X.

of the Criminal Procedure Code. In the High Court, criminal trials are held before juries of 9 persons, and in the districts of Belgaum, Poona, Thána, Surat, Ahmedabad, and in the City of Karáchi, juries of 5 are used for the trial of persons accused of heinous offences punishable with death, transportation, or imprisonment for ten years or upwards, under Chapters VIII., XI., XII., XVI., XVII., XVIII. of the Indian Penal Code or under any of those chapters taken in connection with Section 75 of the Code. In other districts, trials in the Sessions Courts take place with the aid of assessors.

55. In the High Court, 37 cases as against 43 last year were tried by jury, in all of which the Judge accepted the verdict.

56. In the Courts of Sessions at Belgaum, Poona, Thána, Surat, Ahmedabad and Karáchi there were 137 trials by jury, in 125 of which the verdict was accepted by the Judge. Out of the remaining 12 cases, in 10 the Judge objected wholly, and in 2 partly, to the verdict, and so he referred them to the High Court.

57. In the Magistrates' Courts under Chapter X., Criminal Procedure Code, there were 15 cases tried by jury, in all of which the Judge approved of the verdict.

58. 485 cases were tried in Courts of Sessions with the aid of assessors, in 349 of which the Judge agreed with the assessors, while he differed from one assessor in 31 cases and from both in 105. The opinion of the assessors was not taken, owing to the prosecution having been withdrawn, or the accused having pleaded guilty in 66 cases.

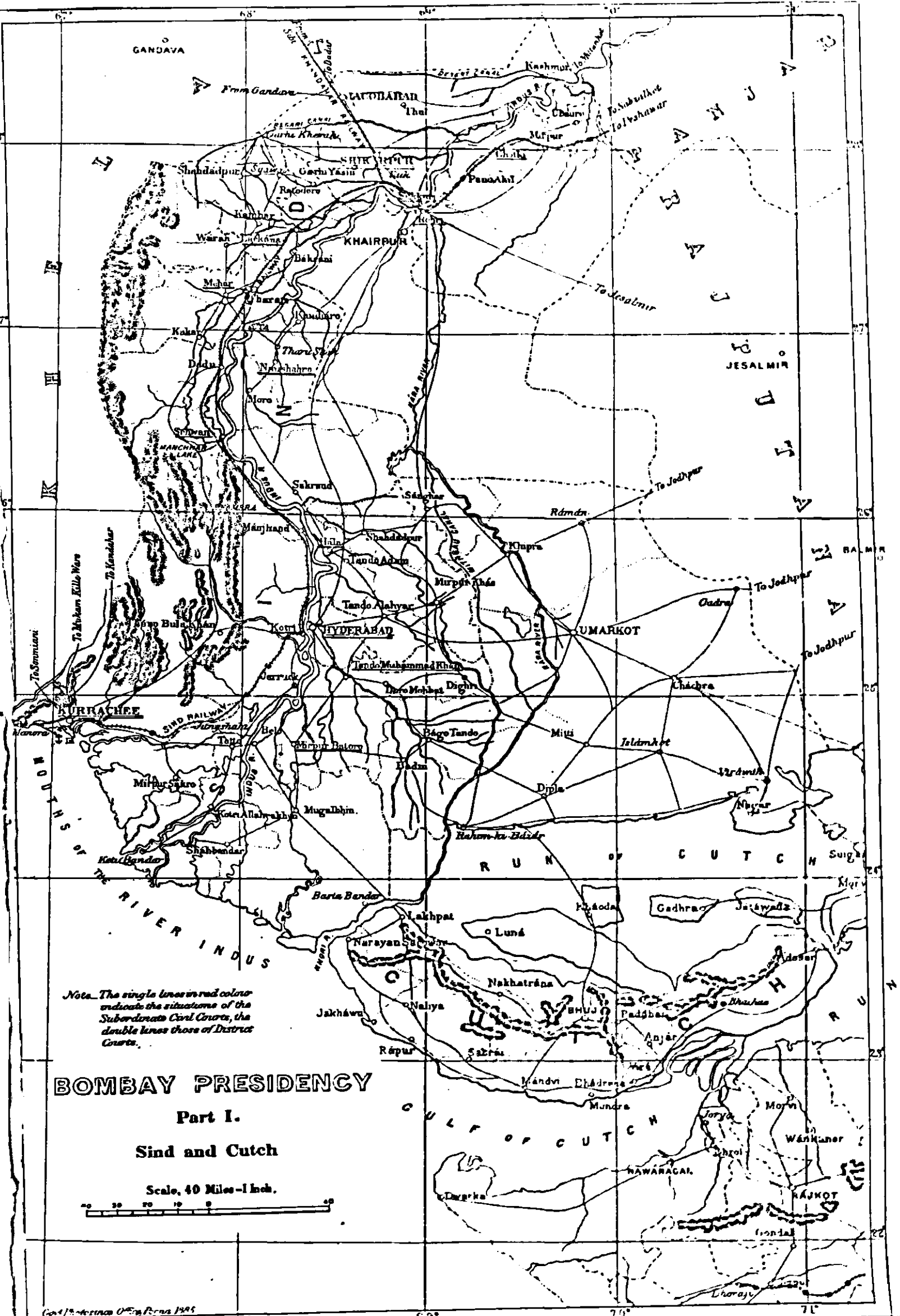
59. The results of the administration of criminal justice in the Presidency of Bombay in the year 1885 as compared with the previous year may thus be briefly summed up:—

There has been an increase to the extent of 2,183 offences reported; offences returned as true show an increase of 4,056. The number of cases actually brought to trial exceed the number of the previous year by nearly 6,000, and incriminated 13,000 more persons. This increase is confined to offences of hurt, mischief, intimidation, insult, &c., and offences against the Cattle Trespass Act and Cantonment Act. An appreciable increase is found in the case of offences relating to human life, but the number of offences of theft, criminal force and assault remains nearly the same.

60. The ratio of discharges and acquittals to convictions has increased during the year under report. There is also an increase in the number of appeals. In the last year the number of appellants was 6,509, while it has increased to 7,052 in 1885. The largest number of appeals to the High Court came from Ahmedabad. More than 1,200 cases were reviewed by the inferior Courts, but the interference by them was slight. The number of reviews by the High Court is nearly the same as in 1884, but, as in previous years, the extent of their interference was necessarily large. Reviews by the Sadar Court in Sind have decreased to the extent of more than 100 as compared with the previous year. On the whole, the results of the year under report are satisfactory so far as the working of the Criminal Courts are concerned. The large increase in the number of offences may, to some extent, be fairly attributable to the increasing vigilance of the police and to a growing tendency on the part of the people to seek redress in Criminal Courts in the case of minor offences such as hurt, intimidation and insult.

A. K. OLIVER,  
Acting Registrar.

*Her Majesty's High Court of Judicature,*  
*Appellate Side, Bombay, 23rd September 1886.* }



GANDAVA

From Gandava

LACHAR

SHIKHARPUR

KHAIRPUR

HYDERABAD

UMARKOT

JESALMER

*Note. The single lines in red colour indicate the situations of the Subordinate Civil Courts, the double lines those of District Courts.*

**BOMBAY PRESIDENCY**

Part I.

Sind and Cutch

Scale, 40 Miles-1 Inch.

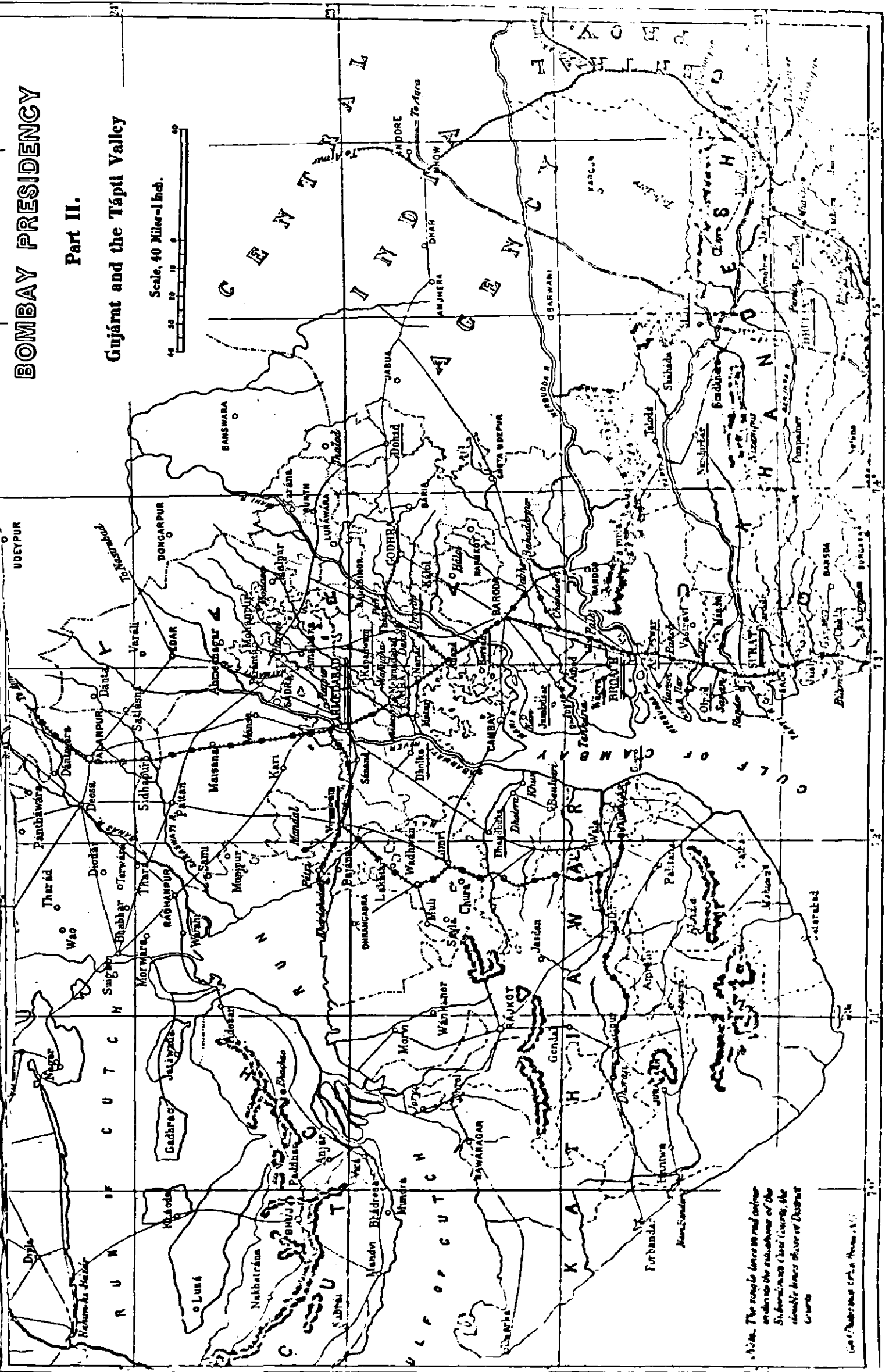


# BOMBAY PRESIDENCY

## Part II.

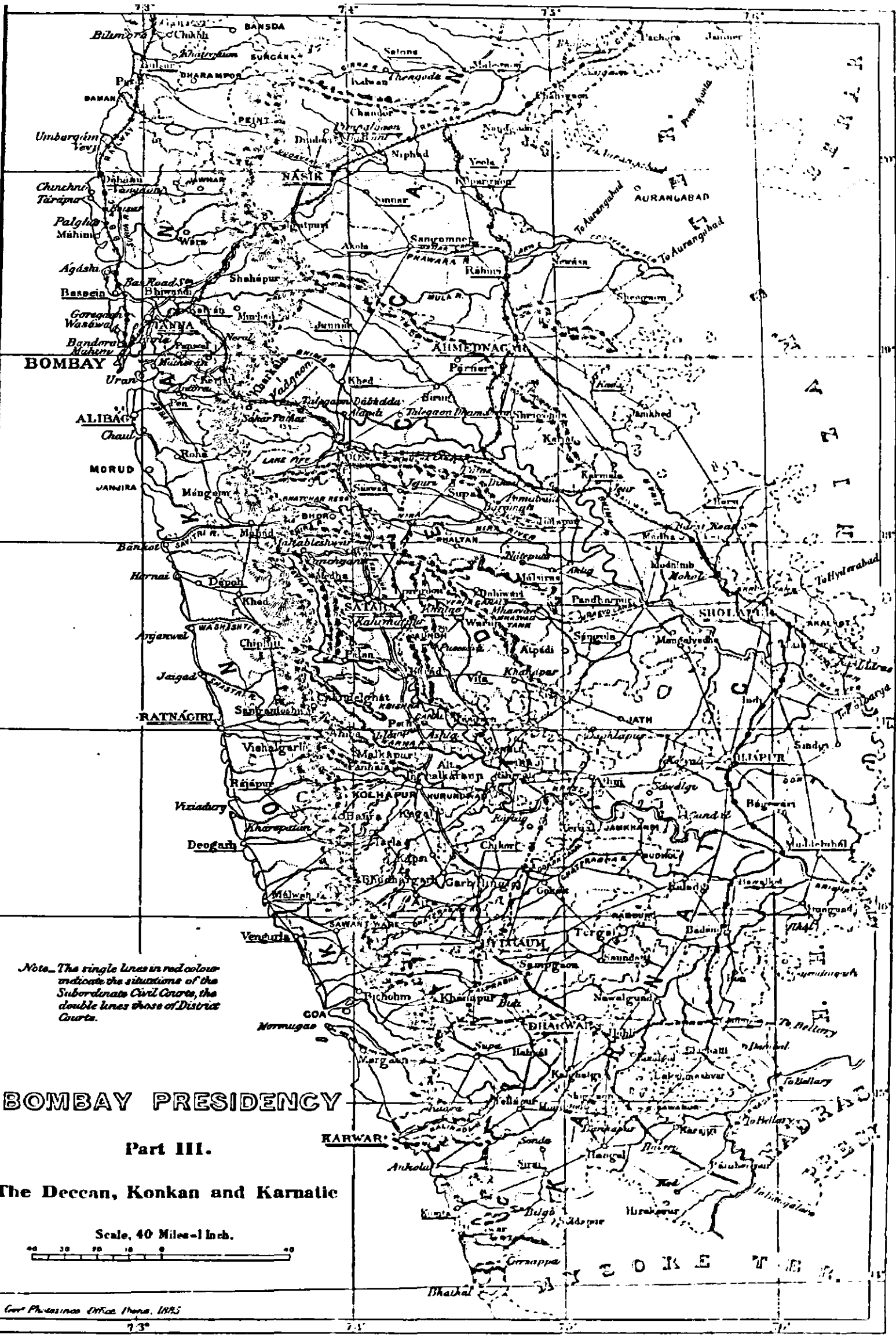
### Gujarat and the Tápti Valley

Scale, 40 Miles-1 Inch.



Note: The single lines on road outline indicate the situation of the Subordinate Civil Courts; the double lines show of District Courts.

Geographical Scale: 40 Miles = 1 Inch.



*Note.* The single lines in red colour indicate the situations of the Subordinate Civil Courts, the double lines those of District Courts.

# BOMBAY PRESIDENCY

## Part III.

### The Deccan, Konkan and Karnatic

Scale, 40 Miles = 1 Inch.





## REPORT ON THE ADMINISTRATION OF CIVIL JUSTICE IN THE PRESIDENCY OF BOMBAY FOR THE YEAR 1885.

The subject of this report, as in former years, is the administration of justice by all the Civil Courts in the Bombay Presidency, with the exception of the Court of Small Causes at Bombay and the Courts at Aden. The administration report of the Court of Small Causes is sent direct to Government, and from Aden and Zanzibar no information is received by the High Court regarding the working or constitution of the Courts.

2. The territories to which this report relates are the Regulation Provinces, including the Panch Maháls within the original or appellate jurisdictions of the High Court, and the Province of Sind. A map of the Presidency is annexed, in which the position of the Courts of the various Subordinate Judges is marked by a single red line, while a double red line indicates the head-quarter stations at which are situated the Courts of District Judges or of Assistant Judges exercising the powers of a District Judge.

3. The area and population of the territories above mentioned are as follows:—

		Area in Square Miles.	Population.
		Acres.	
Regulation Provinces ...	...	76,472	13,946,660
Sind ...	...	48,014	2,413,823
Total ...		124,486	16,360,483

4. The constitution and functions of the various Civil Courts continue as explained in the report for 1880.  
Constitution and functions of the Courts.

5. During the year 1885 the High Court was presided over by a Chief Justice and 6 Judges, as follows:—

*Chief Justice.*

Sir Charles Sargent.

*Puisne Judges.*

Mr. Justice Bayley.

Mr. Justice West.

Mr. Justice Pinhey.

Mr. Justice Scott.

Mr. Justice Nánábhai Haridás.

Mr. Justice Birdwood.

*Officiating Judges.*

Sir W. Wedderburn, Baronet, from 9th January to the end of the year 1885.

Mr. Justice West was on leave, and Sir W. Wedderburn, Baronet, officiated for him.

Mr. Justice Kemball and Mr. Justice Pinhey retired from the 8th January and 16th November 1885, respectively, while Mr. Justice Birdwood was appointed vice Mr. Justice Kemball, and Mr. Justice Jardine, vice Mr. Justice Pinhey.

6. During the year under report, the Panch Maháls having been added to the Regulation Provinces, 1 new Assistant Judgeship with full powers was created for Kaira and Panch Maháls. There were 13 District and 6 Assistant Judges (including 1 Assistant Judge, F. P., at Broach and 1 at Kaira and Panch Maháls).

7. There were 13 First Class and 89 Second Class Subordinate Judges.

8. The number of Jáhírdárs and Inámdárs exercising, under Regulation XIII. of 1830, the powers of Subordinate Judges of the Second Class remains unchanged. Three Cantonment Magistrates of Poona, Belgaum and Ahmedna-

gar respectively are entered in the returns as having performed the functions of Civil Courts under Act III. of 1859. The Mámldárs of the various tálukás, numbering in all 188 (inclusive of Maháلكarís), as usual disposed of suits relating to the possession of land under Bombay Act III. of 1876.

9. At the close of the year there were 94 village Munsifs and 227 Conciliators, who had been appointed under the Dekkhan Agriculturists' Relief Act, against 97 village Munsifs and 237 Conciliators at the end of the previous year.

10. In Sind the constitution of the Civil Courts was the same as stated in the last report.

11. The following statement shows concisely the numbers and designations of the regular Civil Courts throughout the territories which come within the scope of this report. The Courts of the Cantonment Magistrates and Mámldárs have not been included, because, though they both, at times, perform the functions of Civil Courts, these are not their principal duties, and occupy but a very small proportion of their time :—

*Regulation Provinces.*

• The High Court.

The Court of Small Causes in Bombay.

13 District Judges.

2\* Agents for Sardárs in the Deccan and Southern Marátha Country under Regulation XXIX. of 1827.

2 Assistant Judges with full powers.

4 Assistant Judges employed simply to assist the District Judges.

5 Small Cause Courts.

13 First Class Subordinate Judges.

89 Second Class Subordinate Judges.

6 Inámdárs or Jághírdárs with powers under Regulation XIII. of 1830.

94 Village Munsifs under the Dekkhan Agriculturists' Relief Act. :

*Sind.*

The Sadar Court.

4 District Judges (including the Deputy Commissioner of Thar and Párkar).

1 Small Cause Court.

13 Subordinate Judges.

7 Mukhtyárkars, 6 Munshis and 1 Deputy Collector in Thar and Párkar with power to try civil suits.

12. The total receipts of all the Courts in the Presidency amounted to Rs. 22,50,568 against Rs. 22,24,750 in 1884, while the expenditure is shown as Rs. 42,29,510 against Rs. 42,19,995 in 1884; but these figures include the receipts and expenditure of Civil, Criminal and Revenue Courts taken all together, in accordance with the directions of the Government of India contained in their Resolution No.  $\frac{24}{1562-02}$  dated 20th October 1882 received with Bombay Government letter in the Judicial Department, No. 6798, dated 31st idem.

13. The following table shows the receipts and expenditure of the High Court compared with the figures of the two previous years :—

	1883.		1884.		1885.	
	Receipts.	Expenditure.	Receipts.	Expenditure.	Receipts.	Expenditure.
	Rs.	Rs.	Rs.	Rs.	Rs.	Rs.
High Court, Original Side ... ..	3,43,472	4,03,892	2,95,414	3,79,776	2,71,244	3,62,445
Do. Appellate Side ... ..	46,131	2,61,593	53,072	2,70,147	54,104	2,62,717

\* The Judge of Poona is Agent for Sardárs in the Deccan, and in the Southern Marátha Country the Agent for Sardárs is the Political Agent of Kolhápúr.

*Institution of Suits.*

14. The total number of suits instituted in all the Courts during the year 1885 was 152,969 as compared with 148,361 during the year 1884. These figures show an increase of 4,608 during the year under report.

The following table shows the number of suits instituted during the last five years :—

Year.	1881.	1882.	1883.	1884.	1885.
Number of suits ... ..	150,810	143,966	139,724	148,361	152,969

15. The number of suits instituted in the High Court during the year under report was 1,124 against 1,035 in 1884. In the original jurisdiction the suits instituted during 1885 were 46 more than those commenced in 1884. Insolvency suits had also increased by 44.

16. The following comparative table shows the fluctuations in the institution of suits in the High Court during the last nine years :—

	1877.	1878.	1879.	1880.	1881.	1882.	1883.	1884.	1885.
Original jurisdiction ... ..	820	688	730	595	541	493	459	479	525
Admiralty do. ... ..	5	...	2	...	...	1	4	1	...
Testamentary do. ... ..	11	7	6	15	5	11	17	8	7
Matrimonial (Parsi) ... ..	1	4	4	4	2	4	6	1	2
Insolvency ... ..	475	565	608	601	459	517	510	546	590
Total ... ..	1,312	1,264	1,348	1,215	1,037	1,026	998	1,035	1,124

17. There was 1 matrimonial suit filed in the Sadar Court in Sind.

18. The number of suits instituted in the District Courts was 289 as compared with 395 in 1884 and 259 in 1883.

19. The following comparative table shows the number of suits instituted during the last six years in the Courts of the Subordinate Judges and Ināmdārs exercising civil jurisdiction :—

	1880.	1881.	1882.	1883.	1884.	1885.
Ahmedabad and Kaira... ..	15,242	16,003	15,062	14,438	14,849	(c) 5,161
Surat ... ..	3,680	3,896	3,871	3,629	4,298	3,056
Broach ... ..	5,253	5,514	4,736	4,708	4,637	4,060
Thāna ... ..	5,674	6,945	6,430	6,172	6,497	6,356
Kolāba ... ..	3,193	3,214	3,207	3,199	3,611	3,140
Nāsik ... ..	9,088	9,565	9,556	9,185	10,362	9,819
Ratnāgiri ... ..	6,806	6,401	5,937	6,155	5,938	5,913
Khāndesh ... ..	17,348	18,531	18,808	16,829	18,674	19,630
Ahmednagar ... ..	3,629	4,500	4,679	4,842	5,493	6,877
Poona ... ..	4,263	5,185	4,996	4,911	5,067	6,395
Sholāpur... ..	2,466	2,963	2,459	2,474	(a) 4,848	(a) 5,163
Sātāra ... ..	2,895	4,609	5,022	5,807	5,998	6,128
Belgaum... ..	3,636	5,527	5,538	4,863	(b) 3,206	(b) 3,050
Kalādgi ... ..	2,472					
Dhārwar... ..	3,648	3,307	3,228	2,814	2,822	3,223
Kānara ... ..	2,251	2,055	2,463	2,296	2,466	2,011
Kaira and Panch Mahāls ... ..	1,437	1,651	1,534	1,524	1,618	(d) 10,077
Karāchi ... ..	3,647	3,250	2,891	2,553	2,766	2,822
Hyderabad ... ..	10,407	8,589	7,949	7,155	6,607	6,897
Shikārpur ... ..	10,168	8,292	8,411	9,267	7,929	8,698
Upper Sind Frontier ... ..						
Thār and Pārkar ... ..	503	424	355	499	449	479
Total ... ..	117,766	1,21,111	117,132	113,350	118,135	118,276

(a) This number is of Sholāpur-Bijāpur.  
(c) This figure is of Ahmedabad only.

(b) This number is of Belgaum only.  
(d) This number is of Kaira and Panch Mahāls.

20. The slight increase in the number of suits, as shown by the above table, calls for no special remarks. In this year, as in the last year, the largest number of suits was instituted in Khándesh. The variations in the other districts are not important.

21. The District Judge of Dhárwár, however, remarks in his report: "Since 1883 the lower Courts' files had been falling off; but in the present year it is observable that they have now begun to increase, which may be partly due to the extension of the Southern Marátha Railway in the interior parts of the district and partly to the transfer to this district of the Gajendragad Inám villages' suits."

22. The following comparative table shows the institution of suits in the Mofussil Small Cause Courts during the years 1881 to 1885:—

	1881.	1882.	1883.	1884.	1885.
Ahmedabad ... ..	4,195	3,657	3,539	3,961	4,221
Nadiád ... ..	993	891	870	703	784
Broach ... ..	1,438	1,242	1,033	1,143	1,236
Surat ... ..	2,979	2,988	2,459	3,026	2,906
Poona ... ..	4,372	3,593	3,724	4,270	4,481
Karáchi ... ..	1,916	2,168	2,175	2,602	2,722
Total ... ..	15,893	14,539	13,800	15,705	16,350

23. This shows a general increase of litigation in the Courts of Small Causes in the year under report, except at Surat.

24. The number of suits filed in the Courts of village Munsifs had increased from 1,554 instituted in 1883 to 2,504 in 1884. It has also increased to 5,030 during the year under report.

#### *Classification of Suits.*

25. The following table shows the classification of the suits instituted in 1885 compared with that of those commenced during 1884:—

No.	Class of Suits.	1884.	1885.	Increase.	Decrease.
<i>Suits for Money.</i>					
1	On contract in writing ... ..	77,530	74,852	...	2,678
2	On contract not in writing ... ..	5,938	6,462	524	...
3	On account stated ... ..	19,287	19,510	223	...
4	For money had and received ... ..	2,564	3,300	736	...
5	For goods sold ... ..	6,269	6,941	672	...
6	For wages, work and materials ... ..	526	473	...	53
7	Other suits for money or moveables not already mentioned ... ..	383	640	257	...
8	Rent of houses and property other than land ... ..	1,428	1,247	...	181
9	Moveable property, or the value thereof ... ..	1,020	1,127	107	...
10	Damages ... ..	764	778	14	...
<i>Title and other Suits.</i>					
11	Arrears of rent of land with or without ejectment or cancelment of title ... ..	3,916	3,835	...	81
12	Enhancement or abatement of rent. ... ..	15	20	5	...
13	Relating to distraint ... ..	47	7	...	40

No.	Class of Suits,	1884.	1885.	Increase.	Decrease.
<i>Title and other Suits—continued.</i>					
14	Damages for extortion or withholding receipts, or on account of illegal restraint or other cause ...	73	60	...	13
15	For pottahs and kabuláyats ...	381	289	...	92
16	For recovery of possession or removal of obstruction under Bombay Act III. of 1876 ...	9,899	11,491	1,592	...
17	Suits for immoveable property ...	9,758	10,198	440	...
18	Suits for declaratory decrees ...	360	497	137	...
19	Other suits under the Specific Relief Act ...	237	296	59	...
20	Suits to declare and establish rights to real property, including pre-emption, foreclosure, &c. ...	2,770	2,686	...	84
21	Suits to declare and establish personal rights ...	148	243	95	...
22	Suits for an account ...	192	187	...	5
23	Suits relating to religious endowments ...	18	10	...	8
24	Suits to set aside judgments, contracts, or obligations on the ground of fraud ...	20	28	8	...
25	Suits for dissolution of marriage ...	14	17	3	...
26	Suits for enforcement of matrimonial rights ...	145	167	22	...
27	Suits for partition ...	402	474	72	...
28	Suits relating to shipping ...	3	1	...	2
29	Suits relating to religion and caste ...	11	5	...	6
30	Administration suits ...	26	25	...	1
31	Interpleader suits ...	...	1	1	...
32	Dissolution of partnership ...	13	23	10	...
33	Suits under Section 261, Act X. of 1865 (also Hindu Wills Act) ...	3	2	...	1
34	Other suits not falling under any other previous heads ...	1,217	1,514	297	...

26. In suits on contracts not in writing, for money had and received, for goods sold, for recovery of possession, and for immoveable property, there is an increase in the number instituted. There is, however, a decrease in the institution of suits on contract in writing, for rent of houses, for pottahs and kabuláyats, to declare and establish rights, and for arrears of rent of land. The decrease is specially remarkable in suits on contract in writing.

27. The classification and comparison of the 479 suits filed in 1884 and 532 filed in 1885 in the High Court in its ordinary original jurisdiction are as follows:—

Class of Suits.	1884.	1885.	Increase.	Decrease.
<i>Suits for Money or Moveable Property.</i>				
Contract in writing ...	135	136	1	...
Contract not in writing ...	6	22	16	...
On account stated ...	58	64	6	...
Money had and received ...	5	3	...	2
Goods sold ...	13	18	5	...
Wages, work and materials ...	6	9	3	...
Other suits for money or moveables not already mentioned ...	1	...	...	1
Rent not falling under the rent law ...	...	1	1	...
Moveable property or value thereof ...	18	14	...	4
Damages ...	18	13	...	5

Class of Suits.	1884.	1885.	Increase.	Decrease.
<i>Title and other Suits.</i>				
Suits for immoveable property ...	18	41	23	...
Suits for declaratory decrees ...	3	1	...	2
Other suits under the Specific Relief Act ...	24	36	12	...
Suits to declare and establish rights to real property, including pre-emption, foreclosure, &c. ...	31	16	...	15
Suits to declare and establish personal rights ...	14	23	9	...
Suits for an account ...	24	43	19	...
Suits relating to religious endowments... ..	...	3	3	...
Suits to set aside judgments, contracts or obligations on the ground of fraud ...	17	13	...	4
Suits for dissolution of marriage ...	5	2	...	3
Suits for enforcement of matrimonial rights ...	2	2	1	...
Suits for partition ...	14	6	...	8
Administration suits ...	22	23	1	...
Interpleader suits ...	1	...	...	1
Dissolution of partnership ...	20	17	...	3
Suits under Section 261, Act X. of 1865 (also Hindu Wills Act) ...	8	7	...	1
Other suits not falling under any of the previous heads ...	16	19	3	...

28. The chief variation noticeable is in the increase of suits on contract not in writing, for immoveable property, suits under the Specific Relief Act and for an account, and in the decrease of suits to declare and establish rights and for partition.

29. The total value of the claims in suits instituted during the year 1884 was Rs. 35,50,834 on the Original Side of the High Court, while it was Rs. 26,50,493 in 1885, showing a decrease of Rs. 9,00,341. The total value of claims in suits instituted in 1884 in the Mofussil was Rs. 1,58,81,098, while in 1885 it was Rs. 1,89,08,998, showing an increase of Rs. 30,27,900,

30. Of the 152,969 ordinary civil suits instituted during 1885 the value of claims did not exceed—

Rs. 10 in 24,781	Rs. 1,000 in 2,133
„ 50 in 65,539	„ 5,000 in 1,199
„ 100 in 27,860	„ 10,000 in 157
„ 500 in 23,441	

and it exceeded Rs. 10,000 in 123. The number of suits, the value of which cannot be estimated in money, was 7,736.

#### *Disposal of Suits.*

31. The total number of suits disposed of by the various Civil Courts was 154,692 against 147,875 in 1884, showing an increase of 6,817. The arrears at the commencement of the year were 30,949, and at the end they were 30,885. The number of cases decided by the various classes of Courts during the years 1883, 1884 and 1885 was as follows :—

	1883.	1884.	1885.
High Court ...	947	1,023	1,006
Sadar Court in Sind ...	2	1	...
District and Assistant Judges ...	299	404	316
Subordinate Judges ...	113,207	117,080	118,525
Cantonment Magistrates ...	880	1,277	1,010
Jághirdárs and Inámdárs ...	602	512	612
Mofussil Small Cause Courts ...	13,728	15,455	16,720
Village Munsifs ...	1,532	2,336	5,060
Mámlatdárs under Bombay Act III. of 1876 ...	9,341	9,787	11,433
Total ...	140,538	147,875	154,682

32. The details of cases disposed of by the High Court on its Original Side in 1884 and 1885 are as follows :—

					1884.	1885.
Disposed of without trial	...	...	...	...	193	209
Compromised	...	...	...	...	57	48
Decreed on confession	...	...	...	...	10	10
Decreed <i>ex parte</i>	...	...	...	...	432	411
Dismissed <i>ex parte</i>	...	...	...	...	185	192
On reference to arbitration	...	{	For plaintiff	...	...	...
			For defendant	...	...	...
With contest	...	{	For plaintiff	...	84	85
			For defendant	...	62	51
Total					1,023	1,006

1,413 cases remained pending at the end of the year 1885 against 1,321 at the end of 1884.

33. In the Mofussil Courts an analysis of the cases decided shows the following details for the years 1884 and 1885:—

					1884.	1885.
Disposed of without trial	...	...	...	...	14,794	15,313
Compromised	...	...	...	...	27,863	29,241
Decreed on confession	...	...	...	...	14,010	15,615
Decreed <i>ex parte</i>	...	...	...	...	48,280	47,401
Dismissed <i>ex parte</i> ...	...	...	...	...	2,177	2,258
On reference to arbitration	...	{	For plaintiff	...	787	816
			For defendant	...	70	63
With contest	...	{	For plaintiff	...	29,425	30,108
			For defendant	...	7,103	7,811
Total					144,515	148,626

and 29,472 were pending at the close of the year 1885 against 29,628 at the end of 1884.

34. The proportion of suits disposed of *ex parte* in the Subordinate Courts has decreased, while in the Courts of Small Causes it has increased as compared with the figures for the year 1884. The actual number of suits decided *ex parte* by these Courts during the years 1884 and 1885 is as follows :—

				1884.	1885.	Increase.	Decrease.
Small Cause Courts	...	...	...	5,667	5,977	310	...
Subordinate Courts	...	...	...	42,171	41,071	...	1,100

35. The percentage of cases thus decided to the total number disposed of in these Courts during the years 1883, 1884 and 1885 was as follows :—

				1883.	1884.	1885.
Small Cause Courts	...	...	...	31	36	36
Subordinate Courts	...	...	...	32	32	31

36. The following table shows the average duration of suits in the various Courts :—

	AVERAGE NUMBER OF DAYS DURING WHICH SUITS LASTED.			
	1884.		1885.	
	Contested.	Un-contested.	Contested.	Un-contested.
Unpaid Tribunals— (Jaghírdárs and Inámdárs) ...	359·75	163·75	315·5	151·25
Paiū Sub-divisional Courts— Subordinate Judges' Courts ...	67·12	36·23	77·48	42·28
Cantonment Magistrates' Courts ...				
Mámlatdárs' Courts ...				
Small Cause Courts ...	109·34	41·1	88·8	39·84
District Courts ...	253·55	167·22	250·98	156·99
High Court ...	265·0	195·0	316·66	222·25

37. The average duration of contested and uncontested cases has thus decreased in all the Courts except the paid Sub-divisional Courts and the High Court.

38. Of the 1,413 cases pending in the High Court at the end of the year, 1,238 had been on the file for more than three months. Of the 29,472 pending in the Mofussil Courts at the close of the year, 11,076 have been filed for more than three months.

39. The diminution of delay, noticed last year, in the disposal of suits as satisfactory thus appears to continue.

40. In addition to the regular suits disposed of by the Courts, they also determined 13,613 miscellaneous cases out of 16,397 which came before them for disposal, leaving a balance of 2,784 pending at the end of the year.

#### CONCILIATORS UNDER THE DEKKHAN AGRICULTURISTS' RELIEF ACT.

41. The following table, taken from the 35th paragraph of the Special Judge's report, gives the work done by Conciliators :—

Districts.	NUMBER OF APPLICATIONS FOR DISPOSAL.			NUMBER OF APPLICATIONS DISPOSED OF.								SPECIAL PARTICULARS.			
	Arrears on the 1st January 1885.	New Applications received during the year.	Total for disposal.	Withdrawn by Applicant or compromised.	Struck off by Conciliator for default.	Disposed of by agreement forwarded to Court under Section 44.	Referred to Arbitration, and agreement forwarded to Court under Section 45.	Conciliation failed.			Total disposed of.	Balance remaining for disposal.	How many Certificates under Section 46 granted during the year.	Fees realized during the year.	Process Fees realized during the year.
1	2	3	4	5	6	7	8	9	10	11	12	13	14	15	16
Poona .. ..	1,997	12,319	14,440	992	2,608	8,223	2	5,390	767	6,157	13,101	1,339	5,032	2,750	1,728
Sátára .. ..	2,143	14,674	16,808	773	8,419	8,197	8	6,885	630	7,465	14,938	1,960	7,217	4,002	2,093
Ahmednagar ..	2,260	8,903	11,422	577	2,915	1,914	6	3,799	613	4,412	10,023	1,899	4,340	2,234	1,917
Sholápur .. ..	575	4,686	5,309	319	1,015	1,013	3	1,748	611	2,359	4,818	551	2,328	1,324	669
<b>Total ..</b>	<b>6,975</b>	<b>40,641</b>	<b>48,120</b>	<b>2,661</b>	<b>9,952</b>	<b>9,361</b>	<b>14</b>	<b>17,772</b>	<b>2,621</b>	<b>20,393</b>	<b>42,880</b>	<b>5,240</b>	<b>18,915</b>	<b>10,312</b>	<b>5,808</b>
Results for 1884.	9,093	49,857	58,760	3,595	15,653	9,570	9	19,318	3,644	22,962	51,775	6,975	21,151	10,779	1,107
Do. for 1883.	8,250	49,911	58,161	3,737	14,018	8,116	10	18,710	4,472	23,182	49,068	9,093	21,730	9,943	..
Do. for 1882.	7,311	61,388	68,697	4,950	14,460	9,761	113	23,945	7,218	31,163	60,447	8,250	29,218	11,020	..
Do. for 1881.	19,527	57,477	77,004	5,569	18,616	8,302	175	25,843	11,026	36,869	69,531	7,473	34,067	11,825	..
Do. for 1880.	..	48,588	..	3,252	3,277	6,771	172	9,370	6,435	15,805	29,277	..	13,452	5,801	..



Appeals.

42. The total number of appeals from decrees that came before all the Appellate Courts was 9,927. Of these, 4,453 were disposed of during 1885, and a balance of 5,474 remained undecided at the end of the year. The following table shows the appeals instituted, disposed of, and pending before the various Appellate Courts of the Presidency for the year 1885 compared with the two previous years:—

	1883.			1884.			1885.		
	Institut- ed.	Disposed of.	Pend- ing.	Institut- ed.	Disposed of.	Pend- ing.	Institut- ed.	Disposed of.	Pend- ing.
<i>High Court.</i>									
Original Side ... ..	26	12	21	31	27	25	27	22	30
Appellate Side ... { First Appeals...	127	127	149	123	87	185	130	61	260
{ Second do.	743	593	655	756	582	629	868	404	1,233
Sadar Court in Sind { First Appeals...	9	9	1	6	5	2	12	5	9
{ Second do.	21	25	2	12	10	4	22	20	6
<i>District Courts.</i>									
Ahmedabad ... ..	261	187	327	270	161	445	334	171	273
Kaira and Panch Mahals ... ..	53	53	53	40	29	65		23	377
Surat ... ..	98	134	90	108	119	79	120	117	82
Broach ... ..	86	75	125	75	98	102	110	137	75
Khándaesh ... ..	299	291	385	294	431	248	246	291	203
Thána ... ..	512	806	438	419	638	219	458	440	237
Kolába ... ..		207	179	247	246	282	211	210	261
Násik ... ..	202	74	357	180	210	327	246	188	385
Ahmednagar ... ..	320	105	256	324	101	479	283	479	283
Poona ... ..	154	100	159	(a) 279	(a) 214	(a) 261	(a) 343	(a) 228	(a) 378
Sholápur ... ..	307	293	221	411	200	432	359	314	477
Sátára ... ..	346	317	174	(b) 203	(b) 264	(b) 76	(b) 238	(b) 206	(b) 109
Belgaum ... ..		153	153	32	252	207	77	262	204
Kaládgi ... ..	698	846	378	525	792	111	628	404	335
Dhárwár ... ..	141	178	43	201	98	146	215	115	246
Ratnágiri ... ..	6	8	...	5	4	1	11	8	4
Kánara ... ..	48	47	19	52	54	17	69	44	42
Karáchi ... ..	150	155	144	164	111	197	126	204	119
Hyderabad ... ..	...	...	1	4	3	2	2	2	2
Shikárpur ... ..									
Thár and Parkar... ..									

\* These figures are of Panch Mahals only up to the year 1884, and for 1885 they are for Kaira and Panch Mahals.  
 (a) These figures are of Sholápur-Bijápur.  
 (b) These figures are of Belgaum only.

43. The table shows an increase of appeals both in the High Court and in the Mofussil.

44. On the Appellate Side of the High Court there was an increase of 6 in the number of regular and 64 in that of second appeals.

45. The following table shows the number of appeals of all kinds made to the High Court from each district during the last five years:—

	1881.			1882.			1883.			1884.			1885.		
	Second Appeals.	Regular Appeals.	Miscellaneous Appeals.	Second Appeals.	Regular Appeals.	Miscellaneous Appeals.	Second Appeals.	Regular Appeals.	Miscellaneous Appeals.	Second Appeals.	Regular Appeals.	Miscellaneous Appeals.	Second Appeals.	Regular Appeals.	Miscellaneous Appeals.
Ahmedabad ... ..	(a) 99	16	6	42	18	1	24	50	10	26	10	4	(b) 49	17	9
Kaira and Panch Mahals ... ..													(c) 7	..	..
Surat ... ..	46	18	3	62	30	5	70	20	4	50	18	3	57	22	5
Broach ... ..															
Khándaesh ... ..	14	1	1	8	3	2	25	2	3	57	6	2	52	14	2
Thána and Kolába ... ..	106	14	7	126	25	11	138	17	8	103	6	14	112	14	8
Násik ... ..										37	12	..	49	8	6
Ahmednagar ... ..	27	8	1	18	3	2	10	13	..	19	8	..	29	7	4
Poona ... ..	67	10	1	63	13	4	59	13	6	20	19	6	44	16	6
Sholápur-Bijápur ... ..										17	1	..	47	6	(d) 1
Sátára ... ..	101	12	3	96	13	1	68	3	2	66	5	3	71	15	3
Belgaum ... ..	62	13	2	76	9	5	90	6	4	64	14	4	64	11	3
Kaládgi ... ..										8	2	..	..	..	..
Dhárwár ... ..	34	4	2	24	2	2	24	10	2	44	3	..	42	3	3
Ratnágiri ... ..	152	20	4	62	13	7	144	11	2	219	31	..	157	3	3
Kánara ... ..	26	3	1	47	4	1	41	2	6	26	1	..	21	3	3
Zanzibar ... ..	..	..	..	..	..	..	..	..	..	..	..	..	..	..	..

(a) These are for Ahmedabad and Kaira up to 1884.  
 (b) These are for Ahmedabad only.  
 (c) These are for Kaira and Panch Mahals.  
 (d) These are for Sholápur-Bijápur.

46. In the High Court there were for disposal 48 appeals from the decrees of Judges sitting on the Original Side of the Court and 4 references from the Bombay Court of Small Causes. Of these in 3 cases the appeals were dismissed; in 6 the decrees were confirmed; in 6 they were modified, and in 7 they were reversed, while 30 remained pending at the end of the year.

47. From the Mofussil there were 321 appeals from original decrees, which are accounted for as follows:—

				Number.
Confirmed under Section 551, Civil Procedure Code	...			7
Dismissed for default	...	...	...	1
Decree confirmed	...	...	...	34
Do. modified	...	...	...	2
Do. reversed	...	...	...	13
Remanded	...	...	...	4
Total disposed of				61
Pending	...	...	...	260

48. The number of second appeals for disposal was 1,697, which were dealt with as follows:—

				Number.
Confirmed under Section 551, Civil Procedure Code	...			197
Dismissed for default	...	...	...	3
Decree confirmed	...	...	...	188
Do. modified	...	...	...	12
Do. reversed	...	...	...	42
Remanded	...	...	...	22
Total disposed of				464
Pending at the end of the year	...	...	...	1,233

49. The following figures show the number of appeals before the Sadar Court in Sind, and how they were disposed of:—

	Number of Appeals before the Court.	DISPOSED OF.						Total disposed of.	Pending.
		Confirmed—Section 551, C. P. C.	Dismissed for default.	Confirmed.	Modified.	Reversed.	Remanded.		
Appeals from original decrees ... ..	14	...	2	1	...	2	...	5	9
Appeals from appellate decrees ... ..	26	6	3	7	3	1	...	20	6

50. The total number of appeals from decrees coming before the District Courts was 7,817. Of these, decrees in 151 appeals were confirmed under Section 551, Civil Procedure Code; 298 appeals dismissed for default; in 2,044 cases the decree was confirmed; in 597 the decree was modified; in 588 the decree was reversed, and in 203 the suit was remanded. The total number thus disposed of was 3,881, and the balance pending at the end of the year was 3,936.

51. The following table shows the percentage of appeals disposed of in which the decrees of the lower Courts were reversed or varied:—

Courts.	Total Number of Appeals disposed of.	Percentage of Decrees confirmed or left unaltered.	Percentage of Decrees reversed or modified or suit remanded.
<i>High Court.</i>			
Original Side ... ..	22	58	42
Appellate Side ... { First appeals ... ..	61	69	31
{ Second appeals ... ..	464	84	16
Sadar Court in Sind { First appeals ... ..	5	60	40
{ Second appeals ... ..	20	85	15

Courts.	Total Number of Appeals disposed of.	Percentage of Decrees confirmed or left unaltered.	Percentage of Decrees reversed or modified or suit remanded.
<i>District Courts.</i>			
Ahmedabad ... ..	171	72	28
Kaira and Panch Maháls... ..	23	70	30
Surat ... ..	117	74	26
Broach ... ..	137	73	27
Khándesh... ..	291	65	35
Thána ... ..	253	58	42
Kolába ... ..	183	50	50
Násik ... ..	261	61	39
Ahmednagar ... ..	183	71	29
Poona ... ..	478	60	40
Sholápur-Bijápur ... ..	226	73	27
Sátára ... ..	314	67	33
Belgaum ... ..	206	54	46
Dhárwár ... ..	204	68	32
Ratnágiri ... ..	404	68	32
Kánara ... ..	115	64	36
Karáchi ... ..	8	62	38
Hyderabad ... ..	44	61	39
Shikárpur... ..	204	59	41
Thar and Párkar ... ..	2	50	50

52. There were 271 miscellaneous cases before the Appellate Courts. Of these, orders in 20 were confirmed under Section 551, 15 dismissed for default, 103 confirmed, 9 modified, 47 reversed and 12 remanded. Thus, in all, 206 appeals were disposed of, and the balance at the end of the year was 65.

53. Besides civil appeals—regular, second and miscellaneous—the High Court on its Appellate Side disposed of 223 applications under extraordinary jurisdiction and 50 references under Section 617 of the Civil Procedure Code. The Sadar Court in Sind also disposed of 30 cases under Section 622, Civil Procedure Code,

#### *Execution of Decrees.*

54. The total number of applications for execution of decrees before the several Courts was 254,127 ; of these in

31,981 cases satisfaction was obtained in full ;  
 45,561 ditto ditto in part ;  
 129,001 the applications were wholly infructuous ;  
 7 the applications were transferred to other provinces for disposal ;  
 45,771 applications were pending at the close of the year.

55. Judgment-debtors were arrested in 4,077 cases without being imprisoned, and were actually imprisoned in 2,379 cases. In the year 1884 they were arrested without imprisonment in 4,178 cases and were imprisoned in 2,066 cases.

56. The total amount recovered in execution proceedings was Rs. 30,95,105.

57. The number of applications under Chapter XX. of the Civil Procedure Code was only 658 in the Mofussil, which shows that very few people there resort to the insolvency provision of that Code and the Dekkhan Agriculturists' Relief Act.

58. In the Insolvency Court in Bombay, constituted under 11 and 12 Victoria, c. 21, 590 applications were presented, against 546 in the previous year.

59. The number of civil cases tried with the aid of assessors was 16, all under Act X. of 1870 (the Land Acquisition Act). There was 1 case disposed of in the Chief Pársi Matrimonial Court, and 1 also in the District Pársi Matrimonial Court.

60. A tabular statement is given as an appendix to this report, showing concisely the exact state of the work in each district subordinate to the High Court.

61. In the Presidency of Bombay the records of suits tried by Subordinate Judges are finally deposited in the District Courts. This system provides a safeguard against their being fraudulently tampered with, and the facilities provided by the rules framed by the High Court in June 1882 secure parties against unnecessary expense and delay in obtaining copies. The District Judges generally report that the records are in very good order, though many of them complain of overcrowding and want of accommodation in the record-rooms notwithstanding the periodical destruction of useless records.

62. During the year under report, very few of the District Judges inspected the Courts subordinate to them; of these inspections the general results reported are satisfactory. Such of the work of the Subordinate Judges as came under the observation of the High Court in the trial of civil appeals has satisfied the Court as to the intelligence, industry and ability of the Subordinate Judges as a class.

63. The District Judge of Násik again reports that the want of a civil jail at Násik is much felt.

64. The District Judge of Sátára remarks that suits for immoveable property (a large majority of which are redemption suits by agriculturist debtors), which had decreased from 2,311 in 1883 to 1,786 in 1884, have again increased to 1,876 in 1885 contrary to the anticipation expressed in his last report. He points out, however, that there had been a gradual falling off of such suits until the publication of the Government notification re-imposing half Court-fees on these suits, when again there was a rush of such suits, intending mortgagor suitors having hastened to the Courts to secure to themselves the benefit of the remaining brief period of full exemption.

65. The District Judge of Kánara calls attention to the unsuitable nature of the building used as the District Court-house. He points out that the building contains very insufficient accommodation for the custody of the Court records. He also states that a room in the same building, which is used as the civil jail, is dark and totally cut off from ventilation during the monsoon, and that as there is no sort of court-yard or compound, it is impossible to give the prisoners any fresh air or exercise.

66. The District Judge of Belgaum adverting to the introduction of trial by jury into that district during the year under report in regard to all offences punishable with death, transportation or imprisonment for a period not less than 10 years, states that some inconvenience was experienced, owing to the paucity of jurors, but that the difficulty on that account is gradually disappearing.

67. The chief results of the administration of civil justice in the Presidency may be briefly summed up thus:—

During the year under report, there were 4,608 more suits instituted than in 1884. The number of suits disposed of shows an increase of 4,094. Appeals have also increased to the extent of 398, but the number disposed of was 320 less than in the year 1884.

A. K. OLIVER,  
Acting Registrar.

*Her Majesty's High Court of Judicature,* }  
*Appellate Side, Bombay, 23rd September 1886.* }

No. 1476 of 1886.

FROM

GEORGE M. MACPHERSON, ESQUIRE,  
Judicial Commissioner in Sind ;

TO

THE REGISTRAR,  
Her Majesty's High Court, Bombay. .

*Judicial Commissioner's Office,  
Kardchi, 21st August 1886.*

SIR,

I have the honour to forward the annual report and statements as to the administration of justice in Sind during the past year.

2. Remarks made in former reports as to the general distribution of Judicial officers in Sind continue to apply. The Judge of the Sadar Court, those of the District and Sessions Courts, and the District Magistrates, the Judge of the Small Cause Court, and most of the Sub-Divisional Magistrates were Europeans. Of 27 Magistrates of the First Class, 20 were Europeans, 7 being Natives, while all the Magistrates of the Second and Third Classes in the province at the end of the year were Natives, except 1. All the Subordinate Judges were natives of India. No case calls for special notice.

*Criminal Justice.*

3. The principles on which some columns in Statement 2 are to be filled up have been laid down in a letter from the Government of India. These instructions were received in March 1886, before which time most, if not all, of the subsidiary statements had been drawn up. These instructions introduced changes which prevent any comparison as to reports of cases and offenders in 1885 with those given in returns for previous years. There is still some uncertainty as to the rules for filling up some columns in this statement, but as to these I shall address you in another letter, as this report is not a fitting opportunity for asking for instructions and discussing interpretations to be put on headings and on rules. I fear that errors may have crept into the returns, owing to their having had to be altered after the receipt of the new instructions so late in the year as March, and I know there are some differences of opinion which have led to a few discrepancies which it is now too late to remedy. All doubts on these subjects will, I hope, be cleared away before next year's returns are prepared, but I admit that the returns cannot be taken as absolutely correct. They are, however, as correct as they can be made till these differences of opinion are removed.

4. I may here remark on the great difficulty of preparing and specially of revising general returns. The head of an office can only tell whether they are approximately correct. He may test some returns, but he cannot give the time to examine every detail. I am told that the directions in the vernacular are at times misunderstood by the munshis (or karkúns) who draw up the returns. Apart from this source of error, figures by mistake get into the wrong column, or are overlooked. When the returns for a district are revised, it is quite possible that totals conceal errors from the examining officer, which would be apparent if the subsidiary returns were individually before him. I can tell from painful experience how wearisome it is to the eye and mind to follow in detail all the figures in a return like Statement No. 2. The eye will mix up the figures opposite different offences, and an error may be detected at one part, while from the multitude of figures a similar error is overlooked elsewhere in it. I am glad to say that more care has been devoted by district officers to the returns this year, but still it is wonderful how errors will creep in. On my returning a statement to have one or two errors corrected, it was found that about 200 cases had been omitted. But I need not dwell further on matters which are from experience doubtless well within your own knowledge. They so far explain the delay in forwarding the returns. But I have this year had to devote a good deal of time to supplying information urgently required by Government, which prevented me

for a while from personally attending to the returns. When the doubts to which I have referred are removed, there will, I hope, be much less necessity for returning statements for correction, and consequently much less delay in forwarding the report.

5. In former years' reports I referred to the fact that many cases were referred, under Section 349 of the Criminal Procedure Code, to Sub-Divisional and District Magistrates for the award of higher punishment than Second or Third Class Magistrates could inflict. The matter came before me in Court last year, and on a consideration of Section 254 of the Criminal Procedure Code it was ruled that when the Magistrate knew, before framing a charge, that owing to the circumstances of the case or to previous convictions or to other causes the case was one in which he could not pass an adequate sentence, he could not frame the charge and refer the case under Section 349, but must report it under Section 346. The result is a considerable decrease in the number of cases so referred, which will be still more apparent in the returns for 1886. This adds to the number of cases disposed of by Sub-Divisional Magistrates as "Subordinate Magistrates, Stipendiary Magistrates sitting singly."

6. In last year's report I alluded to the special regulations as to the trial of alleged murderers when the evidence is insufficient for conviction according to the ordinary procedure and when they are tried by a council of elders assembled according to the Pathán or Beluch usage. One such case was disposed of in 1885.

7. I now proceed to consider the statements in detail. As already said, the numbers of offences and offenders reported in 1885 cannot be compared with any satisfaction with the numbers given for previous years. In 1885 there were 19,608 offences reported, of which 15,469 were reported true, while 39,042 offenders were reported, of whom 30,174 were found true. This gives about 2 persons for every case reported or found true. As will be shown hereafter, the figures as to persons tried and cases disposed of give almost the same average—2 to 1.

8. The 15,469 offences reported true are thus divided among the districts:—

Offences against	Karáchi.	Hyderabad.	Thar and Párkar.	Shikárpur.	Upper Sind Frontier.	Total.
Person... ..	1,096	701	190	1,256	144	3,387
Property ... ..	1,097	1,387	384	1,504	260	4,632
Other provisions of the Indian Penal Code ... ..	1,063	1,968	258	941	101	4,331
Special and local laws ... ..	1,224	697	136	938	124	3,119
Total ... ..	4,480	4,753	968	4,639	629	15,469

It is strange how the details vary of offences against local and special Acts. For instance, in Karáchi there were 732 reported true against Municipal and Police Acts—386 and 346 respectively. In Hyderabad there were only 354 such offences. In Thar and Párkar there were 5 police cases, while in Shikárpur there were 556 cases against the Police Act, and 45 municipal cases. In the Upper Sind Frontier the cases against both Acts were 67 in all. The geographical position of Thar and Párkar accounts for the fact that the true offences in that district against the Opium Act were 57, being more than all those in all the other parts of Sind. There were 122 offences against the Salt Act, 79 against the Opium Act, and 73 against the Arms Act.

9. The above table shows that in Karáchi the cases were very equally divided, those against the person and against property differing by only 1. No such remark can be made as to other districts. Hyderabad still maintains its character as a district where complaints of insult and intimidation abound, there being no fewer than 1,696 true cases involving 4,598 persons reported as true. Very many such cases are compromised, and a startling fact presents itself. Almost 5,000 persons are reported from Hyderabad as true offenders under this class of offence, and 4,694 were tried for it. But of these, 4,497 were discharged, while 139 were convicted. This shows how little absolute dependence

as to the existence and effect of crime can be placed on tables showing the results of trials in cases where the parties are allowed to settle the matter. Similarly, in the same district, under hurt 1,551 persons were reported true offenders, but only 105 were convicted, 1,406 being acquitted or discharged. Taking all cases of hurt and criminal intimidation, the figures are:—

Offence.	PERSONS.		Convicted.
	Reported True Offenders.	Discharged or acquitted.	
Hurt ... ..	6,181	5,544	499
Insult, &c. ... ..	7,749	7,313	327
Total ... ..	13,930	12,857	826

I may contrast, *e. g.*, the districts of Shikárpur and of Thar and Párkar with a population, respectively, of eight and of four hundred thousand, and giving exactly the same number of persons as convicted for insult, namely 38. As a rule, the great majority of these cases are compounded. I fear, however, from some cases which I have recently seen, that of those convicted for insult, &c., many were erroneously punished, as there was no idea of the probability of a breach of the peace. This has been pointed out to the Magistrates.

10. I now consider trials and their results, and here there is more ground for comparison between this year's returns and previous ones, though even here comparison is so far inaccurate, as formerly a person convicted of 2 offences at one trial was at times entered twice. And here I think there is ground for remark as to the mistakes likely to be caused by the headings of some columns. In statement 2 is a column "Cases brought to trial during the year," which refers to cases brought to the Court's notice for the first time, and does not include those pending from former years. Statement 4 shows the number of cases disposed of during the year, and of course gives a different result from the column as to cases in Statement 2. The cases thus shown in No. 4 should include only those finally disposed of by the Court opposite which they are shown: *e. g.* murder cases in which persons are sentenced to be hanged, are shown opposite 'Sadar Court' and not against 'Sessions Courts.' But Sessions Courts include these in No. 13, in which is shown the number of cases tried by jury or with the aid of assessors. It is very easy even, when drawing up returns, to forget these distinctions, and a person reading them, who does not fully bear them in mind, would be much misled by the statements, and would naturally think there were discrepancies where there are none. I do not make this remark in any spirit of fault-finding, but to show how difficult it must be often to understand exactly what is meant by the statements, even if correctly drawn up.

11. There were 30,233 persons under trial during the year 1885, of whom 24 died or escaped, while 724 remained under trial at the end of the year. This leaves 29,485 persons concerned in 14,738 cases, which were disposed of. Out of these persons, 21,380 were released and 8,105 were convicted. Last year's report showed 14,042 cases disposed of, involving 26,881 persons, of whom 18,508 were released, 8,373 being convicted. The numbers distributed over the 4 classes of offences are the following:—

Offences.	PERSONS						Increase or Decrease in Convictions in 1885.
	Whose Cases were disposed of.		Convicted.		Discharged or acquitted.		
	1884.	1885.	1884.	1885.	1884.	1885.	
Against the person ... ..	6,939	7,957	871	745	6,068	7,212	-126
Do. property ... ..	6,431	6,730	3,207	3,264	3,224	3,468	+57
Do. other provisions of the Indian Penal Code ... ..	9,317	10,645	1,202	1,190	8,115	9,455	-12
Do. local and special laws ... ..	4,194	4,153	3,093	2,906	1,101	1,217	-157
Total ... ..	26,881	29,485	8,373	6,105	18,508	21,380	-273

Thus an increased number of 2,604 persons were tried and 268 fewer were convicted. In so far this table shows how the result is affected by power to compound certain offences. Under the divisions offences "against the person" and "against other provisions of the Indian Penal Code" come cases of hurt, insult, &c., which can be compounded, and in these cases the acquittals were naturally immensely more numerous than the convictions. The acquittals under hurt alone exceeded the convictions by above 5,000, while under insult, &c., the corresponding difference was almost 7,000. Last year's report showed acquittals under hurt and insult as exceeding the convictions by 3,830 and 5,922, respectively. The increased number of acquittals in this year's returns under these 2 heads amounts to above 2,000. Even returns as to offences against property are affected by the same consideration. This is the only class which shows an increase of convictions, though not at all corresponding to the increase in the number of persons under trial for such offences. There was an increase of 299 persons and only of 57 convictions. Under this head come cases of mischief, most of which may be compounded. A strange coincidence may be noticed as to the convictions for this offence in the years under comparison, the difference in convictions being only 1, as the figures were 211 and 212. But while in 1884 there were 593 persons acquitted out of 804 whose cases were disposed of, in 1885 the number rose to 831 out of 1,043. The increase as to mischief itself accounts for above four-fifths of the increase in the number of persons tried for 'offences against property.' It is probably satisfactory that so many compoundable offences should be so treated; but, unless it is borne in mind, the proportion of acquittals to convictions seems very unsatisfactory.

It seems to me a column should be added expressly for such offences as are compounded.

12. Offences as to marriage can also be compounded, and many such offences are so disposed of. In 1885 out of 990 persons tried, 923 were acquitted, only 67 being convicted. In 1884 the returns as to these offences gave 50 convicted out of 866 tried.

13. In giving numbers of persons tried, I omit those who died or escaped or were under trial at the end of the year. A strange coincidence is to be found as to cases of theft and receiving stolen property, which I take together, as it is often doubtful which offence has been really committed. In 1885 the convictions numbered 1 less than in 1884, being 2,453 to 2,454, but 17 persons fewer were tried, 4,167 compared with 4,184. This is satisfactory so far as it goes. In 1884 there were 65 persons tried for robbery or dacoity committed or attempted, of whom 38 were convicted. In 1885, 30 out of almost the same number, namely 66, were convicted.

14. Coming now to more serious offences against the person, I find in 1885 3 persons were convicted out of 12 tried for rape or attempts at rape. One of these was of a very disgraceful character against a child, almost an infant. In 1884 the convictions were more numerous, 5 out of 10. For unnatural offences in 1884, only 3 out of 18 persons were convicted. The number in 1885 rose to 11 out of 17.

15. Coming to offences affecting life, in 1885 there were 37 persons convicted out of 87 tried. The murders reported true in 1885 were 43 compared with 32 in 1884. The motives are given below:—

Murders from	DISTRICTS.												
	Karachi.		Hyderabad.		Shikarpur.		Thar and Parkar.		Upper Sind Frontier.		Total.		
	1884.	1885.	1884.	1885.	1884.	1885.	1884.	1885.	1884.	1885.	1884.	1885.	
Motives connected with													
Women .. .. .	3	1	4	6	12	2	1	..	3	6	23	15	
Children's ornaments ..	..	..	..	..	..	..	..	..	..	..	..	..	
Gain .. .. .	..	1	..	1	..	6	..	..	2	..	2	7	
Other than the above ..	3	2	..	10	4	3	..	2	..	4	7	21	
Total ..	6	4	4	17	16	10	1	2	5	10	32	43	



This shows an increase of 11 murders, or of 9 if 2 deaths from violence in 1884 in Upper Sind, as to which details were unknown, are included for that year. It is strange how the numbers and motives varied in the two years. In Hyderabad the number rose from 4 to 17 and in Upper Sind there was an increase, while it fell from 16 to 10 in Shikárpur. In 1884, motives connected with women caused 23 murders, while in 1885 the corresponding number fell to 15, but those from other motives rose from 7 to 21. No reason can be assigned for these variations. In the above table I have added 2 murders for 1884 on account of women, omitted in last year's report by mistake in the local return of one district. The smallest number was 2 in Thar and Párkar, and the numbers in that and the Karáchi District did not differ much from those of 1884.

16. Twelve cases involving 13 sentences of death were referred to the Sadar Court for confirmation, and 11 of these convictions were upheld, the other 2 persons being acquitted. Of the 4 whose convictions were confirmed, 7 were sentenced by the Sadar Court to death, the sentence being reduced to transportation in 4 instances. In 1884 there were 17 similar cases involving 21 persons. In each year, 2 persons were acquitted. Of the 19 whose convictions were confirmed in 1884, 16 were sentenced to death, and in 3 cases the sentence was reduced to one of transportation.

17. I have above contrasted the convictions and acquittals of 1885 with those of 1884. I here repeat a few figures before giving details of the cases before different classes of Courts. In 14,738 cases disposed of, involving 29,485 persons, 8,105 persons were convicted against 21,380 acquitted. The acquittals, as above shown, were 2,872 more numerous than those in 1884, but this number was, in great measure, explained by the increased number of acquittals under hurt, mischief and insult and other compoundable offences. Those under hurt and insult alone increased by 2,251.

The numbers of cases disposed of in the different Courts in 1884 and 1885 are thus contrasted :—

Years.				Subordinate Magistrates.	Magistrates in referred cases.	Chief Magistrates of Districts.	Sessions Courts.	Sadar Court.	Total.
1884	...	...	...	13,241	651	4	129	17	14,042
1885	...	...	...	14,184	388	11	143	12	14,738
Difference				+943	-263	+7	+14	-5	+696

18. There is thus an increase of 696 cases. Subordinate Magistrates (including Magistrates, F. C.) tried 943 more cases than in 1884, while referred cases fell off by 263. Had the ruling as to referred cases been in force from the beginning of the year, there would have been a still greater falling off in cases under Section 349, Criminal Procedure Code. Cases involving 724 persons were pending at the end of the year, while 24 persons died or escaped during 1885. The result of the above ruling is, practically, that while formerly cases of cattle-stealing were seldom disposed of by 2nd Class Magistrates, now, unless the case is a bad one, these Magistrates often dispose of first offences of that nature. Of course the duration of cases in different classes of Magisterial Courts is equally affected.

19. The following table shows the result, &c., of trials before different classes of Courts in 1885. I include only cases actually disposed of :—

Courts.	No. of Cases.	PERSONS.		Average Duration of Case in Days.	Number of Witnesses examined.
		Convicted.	Acquitted.		
Stipendiary Magistrates ...	14,184	7,543	21,063	8	49,453
Magistrates dealing with referred cases...	388	416	203	17	2,609
District Magistrates ...	11	10	4	7	42
Sessions Courts ...	143	125	108	35	1,283
Sadar Court ...	12	11	2	24	...
Total, 1885 ...	14,738	8,105	21,380	...	53,392

It is strange that the average duration of cases before the Sessions Courts and Sadar Court in 1884 were the same as this year, 35 and 24, respectively. The averages before Magistrates fell slightly to 8, 17 and 7 from 10, 18 and 10. The witnesses in 1884 numbered 52,271. Out of the 8,105 convicted, 1,039 were summarily tried compared with 649 in 1884.

20. The punishments in 1885 and in 1884 may thus be contrasted :—

Court.	SENTENCES.									
	Death.		Transportation.		Imprisonment.		Fine.		Whipping.	
	1884.	1885.	1884.	1885.	1884.	1885.	1884.	1885.	1884.	1885.
Sadar ... ..	16	7	3	4	...	...	...	...	...	...
Sessions ... ..	...	...	21	9	74	114	9	13	5	3
Magistrates ... ..	...	...	...	...	3,084	3,131	5,744	5,599	162	166
Total ... ..	16	7	24	13	3,158	3,245	5,753	5,612	167	169

The imprisonments in 1884 included the case of 3 persons sent to reformatories. One such case is included for 1885. The whippings administered in each year were very nearly alike, 167 and 169. The most striking difference is the decrease in sentences of death and transportation. The fines and imprisonments do not vary to any great extent.

Of the 169 sentences of whipping, 114 were inflicted in lieu of other punishments, 21 in addition to other punishments, and 34 were in the cases of juveniles. In 1884 the figures were 113, 32 and 22, respectively. Out of 8,105 persons convicted, only 169 were flogged, or 2.13 per cent. It is a strange coincidence that each Court of Session sentenced 1 person to be flogged. The number of stripes inflicted did not exceed 10 in 58 cases, 20 in 66 cases, and 30 in 45 instances. The number of sentences of whipping varied from 7 in Thar and Párkar to 77 in Karáchi.

21. There were 5,612 fines inflicted for sums amounting to Rs. 82,439, and the fines recovered amounted to Rs. 55,385, while compensation amounting to Rs. 6,159 was paid.

22. Of the 30,233 persons under trial, 60 in 56 cases came under the rules as to European British subjects, of whom 3 were waiting trial (in 2 cases) before Courts of Session at the end of 1885. Of the remaining 57, there were 36 convicted and 21 acquitted by Magistrates. None claimed to be tried by jury. Of the 36 convicted, two-thirds were so under 'Local and Special Laws,' while the remaining 12 were guilty of causing hurt and of assault. Of these 60 persons more than half, *viz.* 32, were in the Karáchi District, while 19 were in the Shikárpur District, none being in Thar and Párkar, and the Hyderabad and Upper Sind Frontier District contributed respectively 5 and 4 to make up the total.

23. There were 425 miscellaneous cases, involving 482 persons, before the Magistrates. Out of these 482 persons, 236 were released or no order was passed against them, while 246 were convicted or bound over by an order. Of these, 133 were ordered to give security for good behaviour, while orders to prevent a breach of the peace were passed against 5 persons. In 22 cases an order to pay maintenance was made, while it was refused in 98 cases. Orders were passed against 38 persons for forfeiture of bail or recognizance, and 27 persons were fined for frivolous or vexatious complaints. Two persons were fined for non-attendance, one as juror or assessor and one as witness. Orders against 13 persons were passed as to local nuisances, and against 6 as to possession of immoveable property. In 1884 there were 383 cases involving 477 persons against 186, of whom no order was passed. This year the result was different, the numbers convicted and released being very nearly the same. Shikárpur contributed most of these cases (189), Karáchi being slightly below it, while Thar and Párkar gave least (11), involving only 12 persons.

24. The area of Sind is 48,014 square miles, and the population is 2,413,823, so that the 8,105 convictions give 1 person per 5.9 miles and .33 per cent. of the population convicted, contrasted with 1 person per 5.7 miles and .34 per cent. of the population convicted in 1884. Of the districts, after distributing properly the persons sentenced to death, Shikárpur has the largest number of convictions, 2,407, but Karáchi and Hyderabad with 2,358 and 2,300, respectively, are not far behind it. The Upper Sind Frontier gives the lowest number, 500, not much below Thar and Párkar with 540. The above figures include the cases in which persons were convicted of murder, and the convictions were upheld.

25. I now come to appellate and revisional matters. It is impossible to tell the exact proportion of those who appeal to the number convicted, as many convicted in one year may appeal in the following year. The number of appellants was 1,415, and the appeals of 60 had not been decided at the end of the year. Of the 1,355 appellants whose appeals were decided, 180 were released and 102 got reduced sentences, while in 1,043 instances no change was made in the order appealed against. Proceedings against 18 persons were quashed, and further enquiry or a new trial was ordered as to 12 persons. These appellants were in 1,274 cases. This gives a decrease of 102 in the number of appeals from those of 1884, in which year 1,481 appeals were disposed of, involving 1,405 cases. This results are shown below :—

Appellate Court.	APPEAL.				SENTENCE.				Proceedings quashed.		New Trial ordered.	
	Rejected.		Dismissed.		Modified.		Reversed.		1884.	1885.	1884.	1885.
	1884.	1885.	1884.	1885.	1884.	1885.	1884.	1885.				
Sadar ... ..	21	29	63	80	8	21	19	9	...	...	...	...
Sessions ... ..	318	281	218	183	70	40	81	81	1	...	13	7
Magistrates ... ..	154	149	255	271	74	41	85	90	18	18	...	6
Total ... ..	493	459	626	534	152	102	176	180	19	18	13	13

26. Some of these figures are noteworthy. Session Courts reversed the same number of decisions in 1884 and 1885. District Magistrates quashed the same number of proceedings in each year. New trials were ordered in 12 cases in 1885 contrasted with 13 in 1884. The sentences reversed in the two years were almost the same,—176 and 180. Also the number of proceedings quashed in each year scarcely varied,—18 in one year and 19 in another. District Magistrates rejected almost the same number in each year.

27. In 1884 there were no appeals to the District Magistrate and only 9 to the Session Courts from decisions in the district of Thar and Párkar. In 1885 the corresponding numbers were 25 and 22, giving 47 against 9 in 1884. In the Karáchi District about a fourth of the sentences appealed against were reversed or modified. Last year I remarked on the great number of decisions reversed in appeal in Hyderabad. The proportion this year is very much smaller. In Thar and Párkar, 4 out of 47 appellants were released, and 1 got a reduction of sentence; and 5 out of 96 in the Upper Sind Frontier District were released, while 6 got reduced sentences. The average duration of appeals before the Sadar Court was 19 days, before Sessions Courts 13, and before Magistrates 10 days. In 1884 the average duration before Sessions Courts was exactly the same, but it was slightly higher (11) before Magistrates hearing appeals, and much higher (33 days) before the Sadar Court. The lowest average before a Sessions Judge was 11 days in Karáchi, and the highest was 15 in the Sessions Court at Hyderabad, which hears appeals from Thar and Párkar. The highest average in a Magisterial Court was 19 days before the Thar and Párkar District Magistrate.

28. As to revisional matters, the cases of 998 accused persons were before the different Courts, either on applications by accused or because the Courts called for the cases on their behalf, while 22 complainants made applications involving 76 accused persons. There were 545 such cases disposed of in 1885. This gives a total of 1,074 accused persons whose cases came up for revision.

The highest average in a Magisterial Court was in Thar and Párkar,—19 days. The applications as to 20 persons were pending at the end of the year. District Magistrates and Sessions Judges referred the cases of 80 persons to the Sadar Court, and ordered a further enquiry as to 8 persons, and saw no reason for interference as to 602 persons out of 694 whose cases were before them (excluding 7 whose cases were pending at the end of the year). In 1884 the cases of 65 persons were referred to the Sadar Court, and further enquiry was ordered as to 7 persons,—almost the same figures as in 1885.

29. Out of 377 persons whose cases were before the Sadar Court, no reason for interference as to 241 was seen. 34 sentences were reduced, 67 were reversed, and new trials of 5 persons were ordered, while 17 sentences were enhanced. As to the Sadar Court, the results of the two years' revisional proceedings were very similar :—

Years.	Orders confirmed or not interfered with.	SENTENCES			Further enquiry Ordered.	Pending.
		Reduced.	Reversed.	Enhanced.		
1884 ... ..	258	31	84	14	5	21
1885 ... ..	241	34	67	17	5	13
Difference ...	—17	+3	—17	+3	...	—8

The average duration in 1885 before all Courts was very similar, being 17 days in Magistrates' Courts and Sessions Courts, and 19 before the Sadar Court. In 1884 the average duration before Magistrates was 36, before Sessions Judges 38, and before the Sadar Court 17. I may here refer to a cause which both in civil and criminal applications to the Sadar Court for revision prevents many applications from being disposed of without delay. An application may be sent by registered post, and comes on an 8-anna stamp. Applicant is told to send the proper stamp. Often some requisite copies are not sent, and he is told to send them. He sends perhaps unverified ones. If an affidavit is required, he sends a rambling statement not properly sworn to. This mode of applying is allowed by the law, because of the long distances at which they live, and the poverty of many. Not infrequently a week or two after the time allowed for producing copies expires, a letter comes saying that applicant was away from home, or had only received the order in his distant village after the time had almost expired, and he had then to go for copies to a considerable distance. In civil cases there is at times the extra delay caused by telling him his application is admitted, and he must send process fees. Thus delay is caused in disposing of these applications, which is not experienced in Bombay.

30. The District Magistrates have pointed out few matters requiring special notice as to circumstances affecting the last year's reports. I may briefly state that the Deputy Commissioner of Thar and Párkar reports that, owing to deficient rainfall in the desert and scarcity of water and fodder, many immigrants came near wells in valleys in his district, and owing to their squabbles with the residents of the district many complaints arose, while cases of cattle-stealing increased.

31. Major Mayhew reports as to Shikárpur that he believes cattle-stealing to be more common than formerly, but the people do not report nearly so many instances of it, as they require to show reason to believe that an offence has been committed; otherwise the Police do not interfere. There is, however, little doubt that most of the cattle have been stolen or misappropriated which are missing. The discovery of foot-prints near the place where the cattle disappeared, often shows the case was one of theft. In Sind, far more I believe than in any other part of the Presidency, trackers are used to follow up foot-prints, and it is wonderful how a tracker will follow them up, singling them out from other marks, and recognizing them after the lapse of some time.

Of course this adds much at times to the difficulty of weighing evidence. A tracker swears that the foot-prints of an accused person are those seen at the scene of the offence. If some time has elapsed after the offence was committed, and before the accused was arrested, no actual comparison can be made, and it is often difficult to disprove the statement of the tracker. I have had appeals before me in which for days and for long distances tracking went on, the traces being lost at places and found afterwards. Thieves often wrap cloths round their feet to prevent this, or a man will wear shoes on leaving the scene of the offence, and go on his bare feet after walking with shoes on for some time.

32. During 1885 the more serious offences coming before the Sessions Court of Karáchi were tried by jury. The jurors were unanimous in every instance, and the Sessions Judge (Colonel Grant) reports well of the working of the system. 22 cases were thus disposed of.

33. The Sessions Judges report favourably of the effect of the system by which accused persons tried for murder and unable to engage pleaders are defended at the expense of the State. In my own Court, also, this has worked well. At times there is some doubt whether, but, for this rule, accused's relations would have engaged a pleader; but the cost has not been heavy, and the result has been satisfactory.

34. The average duration of cases before the respective Sessions Courts and magisterial ones have been much affected by two matters. The change as to referred cases affects magisterial returns for half the year. Mr. Forman was at Shikárpur as Joint Judge for a while; he held charge of both the Shikárpur and Hyderabad Districts for a month, and during about two months he was in charge of both the Karáchi and Hyderabad Districts. Several cases were transferred from the Hyderabad Sessions Court to that of Karáchi while he was at Shikárpur as Joint Judge, so that the average duration of cases must have been considerably affected during 1885, and any detailed comparison would be unfair.

#### *Civil Justice.*

35. I now come to consider the work done by the Civil Courts in 1885. The work of the District Courts was in so far affected by the facts already referred to, namely, that the Judge of Hyderabad was for some time at Shikárpur as Joint Judge, and for some time was in charge of two districts. The civil work of my own Court was considerably affected by the facts (1) that for part of the year I was much occupied with a manual of criminal rules for the Courts in Sind, and (2) that during my absence on leave, Colonel Grant acted for me, and could not dispose of appeals from his own decisions. This accounts for the comparatively large number of appeals pending before the Sadar Court at the end of 1885, and for the long average duration of appeals. Also, during part of 1885, Subordinate Courts which usually went on circuit did not do so under orders from Government as to reducing expenditure.

36. The number of cases instituted in the Civil Courts, including the Small Cause Court, in 1885 was 21,247, the value of the claims, so far as these can be estimated in money, being Rs. 18,72,433. The corresponding figures for 1884 were 20,626 valued at Rs. 16,44,419. This shows an increase both as to number and value in 1885. I give the numbers instituted and disposed of, and the value for the years 1884 and 1885:—

Year.	Sums.		
	Instituted.	Valued at.	Disposed of.
1884	20,626	Rs. 16,44,419	21,003
1885	21,247	18,72,433	21,505
	+621	+2,28,014	+502

In 1884 there was a falling off in both numbers and value. Last year's figures are nearer to those of 1883. These returns are satisfactory as showing

an increase in the number of suits disposed of, as well as in the number of suits instituted.

• 37. In each year there was 1 case under the Marriage Act before the Judicial Commissioner's Court. Except in the Cantonment Magistrate's Court, the increase in institutions was spread over all the other classes of Courts, thus :—

Year.	COURTS.				
	District.	Subordinate.	Small Cause Court.	Cantonment Magistrate.	Total.
1884 ... ..	130	17,751	2,602	142	20,625
1885 ... ..	140	18,296	2,722	80	21,246
Difference ... ..	+18	+545	+120	—62	+621

I may add that as the Cantonment Magistrate had not been gazetted as Superintendent of Bázárs, his Court had no legal footing in 1885. This has now been remedied.

38. At least 1 case was instituted in the wrong Court, as shown by the fact that the Deputy Commissioner of Thar and Párkar as District Judge had before him a case as to marriage which should have been brought in a Subordinate Court. The Karáchi return seems to show a similar error, as several matrimonial cases were brought in that Court which would usually be instituted in Subordinate Courts; but this is explained by the fact that all cases arising in Karáchi and its neighbourhood, and not cognizable by the Small Cause Court, are instituted in the District Court, there being no Subordinate Court in Karáchi. I may add that there is, I fear, a tendency to let some cases pass as those of which the value cannot be estimated, when it can really be told. This applies especially in the case of Revenue Courts.

39. The increase in suits is general, and no special cause can be alleged for it. All districts (but not all the Courts) shared in the increase, but a few Courts showed a falling off. Similarly, the increase in value does not apply to all Courts or districts. It is satisfactory to find that the work of the Small Cause Court continues (though gradually) to increase. Some Courts show an increase in certain classes of suits, such as suits on contract in writing, but this cannot be said of all. As was remarked last year, the same effect is said by some Subordinate Judges to result from contrary causes, *i.e.* a good and a bad harvest are said equally to cause an increased number of suits. The effect of a good or bad harvest on the work of the Court depends probably in so far on whether the land-holders are solvent and rich, or the contrary, and on whether the suits unless instituted will be time-barred.

40. The following table shows the number of suits instituted in the Civil Courts in 1884 and 1885 distinguished according to their value as far as this can be told. No reason can be given for the respective increases and decreases from year to year, except the bare statement that more suits for a large sum are brought in one year than in another :—

Year.	NUMBER OF SUITS IN VALUE.							
	Not exceeding Rs.							Exceeding Rs.
	10	50	100	500	1,000	5,000	10,000	10,000
1884 .. .. .	5,255	9,193	2,931	2,615	277	154	12	4
1885 .. .. .	5,633	9,337	2,959	2,649	253	137	12	16
Increase or Decrease ...	+378	+144	+28	+34	-24	-17	...	+12

Those of which the value could not be estimated in 1885 were 251 opposed to 185 in 1884.

41. The suits before the ordinary Civil Courts during the year and the numbers disposed of are thus contrasted for 1884 and 1885, excluding the one of a special nature before the Judicial Commissioner's Court:—

Cases.	COURTS.								Total.	
	District.		Subordinate.		Small Cause.		Cantonment.		1884.	1885.
	1884.	1885.	1884.	1885.	1884.	1885.	1884.	1885.		
For disposal ... ..	187	213	19,175	19,459	2,697	2,812	142	81	22,201	22,563
Disposed of ... ..	122	127	18,132	18,609	2,607	2,658	141	81	21,002	21,505
Pending ... ..	65	86	1,043	850	90	124	1	...	1,199	1,060

Of the 1,060 pending at the end of the year, 302 had been so for above three months.

The Cantonment Magistrate had no case pending at the end of the year.

42. Naturally fewest suits were in Thar and Párkar, where 500, including 2 in the District Court, were before the Courts. Both in that district and in the Court of Mr. Parumal, in the Upper Sind Frontier District, the cases are disposed of by Revenue officers, who consequently cannot try cases so regularly as is done in the other districts. They have to take them as their other work allows. Out of the above 500, there were 33 pending at the end of the year. The original work before the District Courts varied much, as is to be expected, the suits instituted in the Hyderabad District Court being 6, while those in Shikárpur and Karáchi were, respectively, 32 and 108.

43. I now consider the manner in which the cases were disposed of. Out of 21,505 cases disposed of, only 3,219 were contested ones, excluding those referred to arbitration, and in these the plaintiff won in 2,661 cases and the defendant in 558, giving nearly 1 out of 5 in plaintiff's favour. Last year I referred to a gradual decrease in 1884 in the number of cases referred to arbitration. This continues, the number decided by arbitrators being 412 against 446 and 552 in the two preceding years.

44. Above a fourth of the cases were never brought to trial, and a still greater number were compromised or admitted. Taking the chief heads under which they fall, as contested, uncontested, &c., they may be thus contrasted for 1884 and 1885:—

Year.	CASES DISPOSED.					
	Without trial.	Compromised.	Admitted.	Referred to Arbitration.	Decided <i>ex parte</i> .	Contested.
1884 ... ..	5,613	7,668	1,473	446	2,624	3,178
1885 ... ..	6,037	7,568	1,481	412	2,788	3,219
Decrease or Increase ...	+424	—100	+8	—34	+164	+41

This (allowing for the 1 case disposed of in 1884 by the Judicial Commissioner) gives the increase of 502 cases disposed of.

45. This shows a decrease in cases referred to arbitration and compromised, but an increase in other heads, and the decrease in the compromises is more than made up for by the large increase in cases settled without trial. I am told that, in Sind, often cases are compromised on the day the issues are framed, and the plaintiffs see exactly what defence is set up. The number of decrees based on admissions was very nearly the same in both years. There is a slight increase in contested cases, but a considerably larger one in those decided *ex parte*. The latter fact is not a pleasing one, but the increase in cases privately settled without any action on the Court's part, further than issuing the notice to defendants, seems satisfactory. Of course it is not known what the actual result is,—plaintiffs may see it is no use following up a bad claim, or defendants may come to terms. The doubt is, whether the fact, that the latter have been summoned, is used as a means of extorting harder terms, but as to this the returns of course give no information.

46. The work of the Shikárpur District Court is very heavy, and it will I fear, be necessary to ask Government to sanction an Assistant Judge for that district. The Sessions work there is very heavy. Including murder cases, the number of criminal cases disposed of by that Court was 58, while it disposed of 261 criminal appeals. There were 62 original suits and 323 regular civil appeals before it in 1885, besides miscellaneous work. These numbers do not adequately represent the work. The climate for some months every year is the worst in the Presidency, and many cases are very heavy. It is no wonder, then, that the average length of time a case was before the District Judge was long, and that many cases were pending. I have, however, above given reasons why the Hyderabad average should be long in 1885, owing to the Judge's absence at Shikárpur and Karáchi. Some cases of very old standing were disposed of. The nature of suits varies much in different Courts. In some Subordinate Courts many contested cases are so, simply because there is a dispute as to instalments. In one Court there is almost no contested work, and the little there is, is almost entirely as to moveable property. It may be found possible soon to alter the local limits of some of the Courts. But the great distance at times to be travelled, makes this a matter requiring careful consideration.

47. The average time occupied by suits in the respective classes of Courts is shown below, but the above remarks should be borne in mind as to District Courts:—

Year.	AVERAGE DURATION IN COURTS.							
	District.		Subordinate.		Small Cause.		Cantonment.	
	Contested.	Uncon- tested.	Contested.	Uncon- tested.	Contested.	Uncon- tested.	Con- tested.	Uncon- tested.
1884 ... ..	203	137	67	38	13	12	6	7
1885 ... ..	361	126	60	36	23	13	7	11
Increase or De- crease ... ..	+158	—11	—7	—2	+10	+1	+1	+4

This presents an anomaly, like one pointed out last year as to another Court, that in one Court the contested cases take shorter time than the uncontested. The increase before the Small Cause Court is not to be regretted. I fear cases were often tried without giving proper time to defendants to appear and defend the suit in former years.



48. I now come to the Revenue Courts, which had 437 cases before them, of which 432 were instituted in 1885, while 5 remained over from 1884. So far as known, the subject matter of these suits was valued at Rs. 28,453. Of the 437 suits before these Courts, 420 were decided, leaving 17 at the end of the year. Five were referred to arbitration, 42 did not come on for trial, and 125 were compromised or admitted, leaving 248 to be decided by the Court. Of these, 34 were decided *ex parte*, while of the contested balance 110 were decided for the plaintiff and 104 for the defendant. Last year I remarked on the fact that of the contested cases before these Courts nearly as many were decided for the defendant as for the plaintiff—the numbers being in that year 95 for the plaintiff and 94 for the defendant.

49. Coming to the miscellaneous work, I have no materials for detailed comparison, the reports and returns for last year being in Bombay. There were 1,026 miscellaneous applications, of which 777 were before the Subordinate Courts, 89 before the Small Cause Court, and 160 before the District Courts. Out of the 1,026 for trial, 901 were disposed of, leaving 125 pending. The corresponding—and very nearly similar—figures for 1884 were 1,015 cases, of which 910 were disposed of, leaving 105 pending. Of those contested in 1885, 151 were decided for the plaintiff and 196 for the defendant—a result similar to what I remarked on last year, when 159 were decided for the plaintiff against 185 decided in defendant's favour. Four were referred to arbitration, 2 being decided for plaintiff and 2 for defendant. Of 151 cases decided *ex parte*, 120 were for plaintiff and 31 for defendant. More than half of these cases were in the Shikárpur District, which contributed 628 out of the 1,026 for disposal. As was the case in 1884, none of these cases were in the Sadar Court, the Thar and Párkar Courts, or the Mukhtyárkars' Courts. The following table shows a few details as to them :—

Court.	Cases for disposal.		Cases disposed of.		Contested Cases disposed of.		AVERAGE DURATION IN			
							Contested.		Uncontested.	
	1884.	1885.	1884.	1885.	1884.	1885.	1884.	1885.	1884.	1885.
District ... ..	146	160	133	142	35	36	60	218	51	234
Subordinate .. ...	769	777	689	685	262	292	48	43	32	26
Small Cause ... ..	100	89	88	74	47	20	40	41	19	20
Total ... ..	1,015	1,026	910	901	344	347	...	...	...	...

As to some of these cases, the same anomaly occurs, that uncontested cases lasted longer than contested ones.

I now come to the Appellate Courts.

50. There were 425 appeals before the District Judges, of which 258 were disposed of. The different districts vary much as to appeals. The District Judge of Karáchi had 12 appeals, including 1 from 1884, which were almost entirely from decisions of the Court which I have referred to as having so little to do. Of these 12 appeals, he disposed of 8, the average duration of each being 71 days. The Hyderabad appeals numbered 86, of which 68 were new ones. Of these, 44 were disposed of, leaving 42 pending, the average duration being 136 days. On the other hand, before the Shikárpur District Court were 323 appeals, of which 121 were new. Of these there were 204 disposed of, with an average life for each of 268 days.

51. The following table shows how these appeals were disposed of:—

District.	APPEALS.			Reversed and case re-manded.	ORDER OF SUBORDINATE COURT.			Total	Pend-ing.	Aver-age dura-tion.
	Before Court.	Rejected, Section 551.	Dismissed for default.		Re-vers-ed.	Modi-fied.	Con-firmed.			
Karachi ... ..	12	1	1	1	2	...	3	8	4	71
Hyderabad ... ..	86	5	2	5	7	5	20	44	42	136
Shikarpur ... ..	323	5	19	16	27	41	96	204	119	268
Thar and Parkar .. ..	4	...	...	...	1	...	1	2	2	125
Total ... ..	425	11	22	22	37	46	120	258	167	150
1884 ... ..	389	18	31	16	26	15	66	172	217	145
Increase or Decrease ..	+36	-7	-9	+6	+11	+31	+54	+86	-50	+5

This shows that, in nearly half of the 225 appeals heard by the Court after issuing notice to the respondents, the order was reversed or altered.

Considerably more appeals were before the Courts than in 1884 and more were disposed of, while the number of cases in which the decision of the Subordinate Courts was interfered with, increased in much greater proportion. Under every heading of remand—revisal or modification—the number increased.

52. In the Sadar Court there were 14 first appeals, of which 5 were decided, leaving 9 pending. Of the 5, only 3 were actually heard, 2 appeals being dismissed for default, while 1 decision was confirmed, and 2 were reversed. The average duration was 176 days. There were 26 second appeals, in 6 of which the decisions were confirmed under Section 551, while 3 appeals were abandoned. In all, 20 out of the 26 were decided, 7 of the decisions appealed against being confirmed, 3 being modified and 1 reversed. The average duration was 153 days.

I may add that the Judicial Commissioner was longer on circuit last year than in 1884, and that the duration of an appeal and the time when it is to be tried, depend much on the parties who at times ask that an appeal may be tried when the Court is on circuit, and at other times wish this done when the Court returns to Karachi. As a rule, cases in which Karachi legal practitioners are engaged are not tried on circuit. There was a considerable increase in the appeals to the Sadar Court in 1885, as they rose from 21 in 1884 to 40 in 1885. Only 1 was decided *ex parte* after notice was given to respondents in 1885, and no such case was heard in 1884. In 1884, 15 were disposed of, against 25 in 1885.

53. There was 1 miscellaneous appeal before the District Court of Karachi, which ultimately was not proceeded with. There were 2 in the Hyderabad District Court, of which 1 was decided after 117 days in appellant's favour. There was none in Thar and Parkar. But the District Judge of Shikarpur had 21 such appeals, of which he decided 19 with an average duration of 65 days. In 2 of these 19, the decision was reversed and in 8 it was confirmed, while 9 of the appeals were dismissed in default. Last year there were the same number before the Shikarpur Court.

The Sadar Court had 7 miscellaneous appeals, 5 of which were decided, leaving 2 pending. All 5 were decided against appellant. In 1884 the number was the same—7; but 6 were disposed of.

54. But any real comparison between the miscellaneous appeals before the District Courts in 1885 and those in previous years would be fallacious, as during last year I found several appeals were counted 'Miscellaneous' which under the definition of 'decree' in the Civil Procedure Code should have been counted as 'regular' appeals. I pointed this out, but I recently found that in one Court the same error still occasionally prevailed. Of course this in so far affects the returns as to regular appeals. The following table will, however, show the figures as to such appeals as given in the returns:—

Court.	APPEALS.			ORDERS.			Total disposed of.	Average duration.
	Before Court.	Summarily rejected—Sec. 551.	Dismissed for default.	Confirmed.	Reversed.	Modified.		
District ... ..	24	...	10	8	3	...	21	71
Sadar ... ..	7	1	...	4	...	...	5	138
Total ... ..	31	1	10	12	3	...	26	...

55. I now come to the proceedings taken to execute decrees, for which purpose 14,982 applications were before the District Courts, Small Cause Court, and Subordinate Courts. Out of that number, 13,541 were disposed of; but in three-fourths, namely 10,830, there was no result obtained, except perhaps that of keeping the decree alive. Satisfaction was obtained in full in 1,851 cases and partly in about half that number, namely 857, while 3 applications were transferred. There were 1,441 pending at the end of the year, out of which 417 had been so for more than three months. The result of issuing processes, so far as known to the Courts, was the payment of Rs. 1,21,583, the imprisonment of 381 debtors, the sale of moveable property in 185 instances and of immoveable in 254, and the delivery of property to the judgment-creditor in 50 cases, while partition was effected in 6 instances and specific performance in 1, and arrangements as to realizing the sums due by special arrangements as to land were made in 7 cases, and execution was otherwise effected in 63 cases.

56. At a time when the propriety of continuing imprisonment for debt is discussed in the legislature, it is interesting to observe that 658 persons were arrested and released without being imprisoned. This does not show, however, how many warrants were issued for arrest, and were withdrawn without the arrest of the debtor. Without this and other knowledge, little light is thrown on the matter. Without any recourse to the Courts' aid, a sum of Rs. 63,564 was realized for judgment-creditors through the Court, being nearly half the amount paid on issue of process by the Court.

57. The following table shows how the execution work was distributed among the Courts in 1884 and 1885:—

Class of Court.	APPLICATIONS.											
	For disposal.		Satisfied.						Disposed of.		Pending.	
			Fully.		Partly.		Not at all.					
	1884.	1885.	1884.	1885.	1884.	1885.	1884.	1885.	1884.	1885.	1884.	1885.
District .. ..	107	218	66	87	24	33	66	79	2159	2179	24	61
Subordinate .. ..	11,680	11,907	1,761	1,551	909	705	2,291	2,909	10,951	11,162	749	645
Small Cause Court .. ..	2,998	2,969	395	268	186	123	2,133	1,642	2,712	2,227	156	726
Total .. ..	14,775	14,982	2,220	1,851	1,119	857	10,460	10,830	13,862	12,541	973	1,441
Increase or Decrease .. ..	..	+207	..	-369	..	-262	..	+370	..	-261	..	+468

a Including 3 transferred.

Thus with an increase in applications of 207 there was a decrease in disposals of 261, causing an increase in pending applications of 468. The decrease as to real execution is also striking, there being a decrease in those cases in which satisfaction was obtained either fully or in part, while the increase in applications, as to which no result was obtained, was considerable. These cannot be considered as satisfactory figures. It is strange that the number of applications transferred was the same in each year.

58. There was an increased number of applications before each class of the Courts and a decrease in all Courts as to fully satisfied applications, while the

same has to be said as to Subordinate Courts and the Small Cause Court as regards partial satisfaction. The Small Cause Court alone showed a decrease as to proceedings altogether infructuous. I now turn to the results in the different Courts and years :—

Class of Court.	Amount realized by Courts' process.		PERSONS.				PROPERTY.							
			Arrested or released.		Imprisoned.		Moveable.				Immoveable.			
							Attached and released.		Sold.		Attached and released.		Sold.	
1884.	1885.	1884.	1885.	1884.	1885.	1884.	1885.	1884.	1885.	1884.	1885.	1884.	1885.	
District .. ..	53,432	19,176	2	5	5	2	13	15	5	6	83	4	0	5
Subordinate .. ..	110,939	93,558	617	559	252	324	419	364	197	127	507	371	233	249
Small Cause .. ..	8,893	8,851	128	91	63	55	50	42	72	52	..	..	..	..
<b>Total .. ..</b>	<b>173,264</b>	<b>121,583</b>	<b>747</b>	<b>655</b>	<b>320</b>	<b>381</b>	<b>482</b>	<b>421</b>	<b>274</b>	<b>185</b>	<b>540</b>	<b>375</b>	<b>242</b>	<b>254</b>
Increase or Decrease .. ..	..	-61,681	..	-80	..	+61	..	-61	..	-80	..	-165	..	+12

59. As to the amount realized, this is very unsatisfactory, showing a large decrease. There was, however, an increase in the amount realized without the Courts' aid, 63,564 instead of 55,829. This, however, still leaves a total decrease of nearly 44,000 in the sum realized. The sum realized in 1884 was, however, much greater than that for 1883, and there is an increase for 1885 over 1883.

It is unsatisfactory to find 61 persons imprisoned above the number in 1884. The number of cases in which moveable property was attached and released or sold shows a decrease. The number of instances in which immoveable property was sold, shows an increase of 12 in 1885, and is considerably larger than the number of sales of moveable property.

60. Mukhtyárkars had 13 applications for execution, only one of which was infructuous, while in 11 full satisfaction was obtained, and one was pending at the end of the year. In the previous year 1 application was pending out of 15, 4 were infructuous, and 10 were satisfied in full. A sum of Rs. 100 was realized after the issue of process in the district of Shikárpur.

61. Hyderabad is responsible for 197 out of 381 cases of imprisonment. Next comes Shikárpur with 99, the Small Cause Court with 55, and Karáchi with 18, and Thar and Párkar with 12. The Karáchi District Court was the only one by which persons were imprisoned. Hyderabad with 228 persons very nearly came up to Shikárpur, where 247 persons were arrested, but released. Immoveable property was sold in 128 cases in Shikárpur, followed in order by Hyderabad with 97 cases. Similarly, moveable property was sold in more cases (72) in Shikárpur than in any other district. The number of applications in Shikárpur and Hyderabad were very nearly the same; 5,315 and 5,121,—the number in Karáchi being only 1,463 (apart from the Small Cause Court), while Thar and Párkar provided 121. The greatest sum realized by process was in Shikárpur Rs. 54,957; Hyderabad giving Rs. 30,842 and Karáchi Rs. 21,560, while the Small Cause Court provides Rs. 8,850. A similar remark applies as to sums paid voluntarily.

I should add that though the Shikárpur District Court has so much more work than other Courts, the number of applications before it was less (34) than that before the Hyderabad Court (42).

62. Coming to the return as to insolvency matters, I fear that the provisions as to them do not work well, and that there is a good deal of fraud, a creditor for a petty sum obtaining a decree against a friend to let him obtain his discharge from heavy liabilities. There were 96 applications—10 more than in 1884—of which 80 were before the Subordinate Courts, 14 before the Small Cause Court, and 2 before the District Court of Karáchi. Of these, 32 were not proceeded with, leaving 64 for orders. Of these 19 were rejected, and the same number granted; 26 were pending at the end of the year. In 13 of the 19 ap-

plications granted, a Receiver was appointed,—no penal steps were taken against any one. In 1884, 16 were rejected and 10 granted, showing an increase under both heads in 1885. Twelve insolvents received discharges, and in the cases of 12 estates proceedings were finally closed—a large increase over 8 and 1, the corresponding figures for 1884. Receivers did better in 1885, as they disbursed Rs. 887 compared with 3 annas in 1884. Creditors' claims amounting to Rs. 1,890 were admitted, and satisfied to the amount of Rs. 813.

63. It is strange that the number of applications in Shikárpur and Hyderabad was the same—39. Most of the money distributed (1,800 Rs.) was in the Hyderabad District, while Karáchi contributed only Rs. 14 and Shikárpur Rs. 772.

64. I now come to the return as to jurors and assessors.

As stated above, the more serious cases before the Sessions Court of Karáchi were tried by jury. There were 22 such cases, and in all of them the Judge approved of the verdict. The number of jurors in each case is 5. There were 10 cases in the same Court tried with the aid of assessors, with whom in 9 cases the Sessions Judge agreed. Out of 48 cases tried in Hyderabad with assessors, the Sessions Judge agreed with them in 36, while the Sessions Judge of Shikárpur agreed with them in 48 out of 57 cases. In 19 cases the Sessions Judges of these districts differed from both assessors, and in 2 the Sessions Judge of Hyderabad differed from one. These cases exclude 6, in which prisoners pleaded guilty, and 8 in which the assessors' opinion was not asked, the prosecution breaking down.

65. One case was tried by a Magistrate with a jury under Chapter 10 of the Criminal Procedure Code, and in that case he agreed with them.

66. I may here briefly sum up the work of the different Courts—Criminal and Civil—in 1885. I take criminal work first. The Sadar Court disposed of 12 cases in which sentences of death were referred for confirmation, and of 80 appeals and 221 cases called for and referred for revision. Three Sessions Judges disposed of 143 cases (exclusive of the above 12 cases, referred by them), and of 565 appeals and 124 revisional matters.

The Magistrates in 5 districts disposed of 14,794 cases (exclusive of 214 miscellaneous ones), of 629 criminal appeals, and 200 revisional matters. In the above are included 388 cases referred to superior Magistrates for higher punishment.

Turning to civil work, I find that the Sadar Court decided 25 regular and 5 miscellaneous appeals. The 4 District Judges (including the Deputy Commissioner of Thar and Párkar) disposed of 127 civil suits and 258 civil appeals, besides 142 miscellaneous applications and 21 miscellaneous appeals. The Subordinate Courts in 5 districts disposed of 18,609 suits and 685 miscellaneous matters, while the Small Cause Court, Karáchi, disposed of 2,688 suits and 74 miscellaneous cases. The Cantonment Magistrate, under the supposition that he was Superintendent of Bázárs, disposed of 81 cases.

Mukhtyarkars disposed of 420 suits. In execution, District Courts disposed of 152 applications, while Subordinate Courts and the Small Cause Court, Karáchi, respectively, disposed of 11,162 and 2,227 such matters, and 12 were disposed of by Mukhtyarkars.

67. I now come to the cost and receipts of the Courts, but it is difficult to calculate the cost exactly. For instance, I have included Rs. 3,000 on account of an officer who though a Magistrate has tried no case during 1885. On the other hand, the pay of the Deputy Commissioner of Thar and Párkar is entirely debited to the Political Department. Where Revenue officers try cases, as in Thar and Párkar, the whole cost of repairs to buildings is debited to the Revenue Department. On the other hand, the whole repairs of the Court-house in Karáchi, including 3 Courts, are debited against the District Judge. The travelling allowance of members of the establishment of Mamlatdárs who do civil and criminal work on circuit can only be calculated by guess against justice, as it is impossible to tell what real travelling would be done on that account—probably very little.

Return No. 1 gives the total costs of our Courts as Rs. 5,36,088, while the receipts amount to Rs. 2,80,690, showing a deficit of Rs. 2,55,398. The sum received as Court-fees is, of course, the main part of the receipts, and amount to Rs. 2,15,255: of this the Magisterial Courts received Rs. 16,180, District and Sessions Judges Rs. 25,153, while (as would be expected) Subordinate Courts receive the greater share.

As, naturally, the receipts on this account of the Sadar Court are small, being only 2,415, that Court being, except as to certain divorce cases, purely a revisional and appellate Court.

68. As said above, I shall address you separately as to some matters which have caused delay and the confusion in preparing the returns, which I trust will not again occur.

I have the honour to be,

Sir,

Your most obedient Servant,

GEORGE MACPHERSON,

Judicial Commissioner in Sind.

Statement showing the Number of Judicial Divisions and the Number of Officers exercising Appellate or Original Jurisdiction in the Presidency of Bombay on the last day of the year 1885, with the Cost of Tribunals.

Name of Presidency.	Area.	Population.	Number of Divisions for Courts under Chief Court, but superior to the Chief Courts of Districts.	Number of Districts.	Number of Sub-Districts.	TOTAL NUMBER OF OFFICERS EXERCISING ORIGINAL OR APPELLATE JURISDICTION.					TOTAL NUMBER OF CASES DECIDED.				Total Receipts of the Courts.	Total Charges of the Courts.	REMARKS.	
						Judges of Chief Court of Province.	Judges of other Courts superior to Chief Courts of Districts.	Judges of Chief Courts of Districts.	Judges of District Courts other than Chief Courts.	Judges of other Subordinate Courts.	Original.		Appella.					
											Regular.	Miscellaneous.	Regular.	Miscellaneous.				
1	2	3	4	5	6	7	8	9	10	11	12	13	14	15	16	17	18	
Territory subject to the High Court.	Civil .. ..	76,515	13,946,660	..	13	103	(a) 7	..	(b) 13	6	(c) 114	106,747	205,301	4,170	453	Rs. a. p. 19,03,573 4 4	Rs. a. p. 36,02,422 6 3	(a) Includes the Chief Justice. (b) The District Judge of Poona is also Agent for Sarilars in the Deccan. (c) Includes 3 Small Cause Court Judges, 2 Registrars and 6 unpaid officers. Besides these there were also 3 Cantonment Magistrates, 1 Agent for Kolhapur and Southern Maratha Country and 184 Mamlatdars and Mahalkaris under Act lili. of 1870 who exercised civil powers. (d) These are District Magistrates exclusive of Sessions and Assistant Sessions Judges. (e) These include all classes of Magistrates except District Magistrate. Besides these there was 1 subordinate Judge who was invested with criminal powers and also 13,557 Police Patels. (f) Is the Judge of the Sadar Court in Sind. (g) Besides these the Deputy Commissioner of Thar and Parkar exercised civil powers. (h) Includes 1 Small Cause Court Judge. Besides these there were also 1 Registrar, 1 Cantonment Magistrate, 1 Deputy Collector, 7 Mukhtyars and 6 Munsifs and 50 Mamlatdars who exercised civil powers. (i) These include all classes of Magistrates except District Magistrates. (j) Includes also applications for execution of decrees and applications under Chapter XX, Civil Procedure Code.
	Criminal .. ..						..	..	(d) 18	..	(e) 516	66,618	1,155	2,497	913			
	Revenue .. ..						..	..	..	..	..	..	..	..	..			
Territory not subject to the High Court.	Civil .. ..	48,014	2,413,823	..	4	13	(S) 1	..	(g) 3	..	(A) 14	21,505	14,509	308	31	2,30,657 9 0	5,36,087 14 2	
	Criminal .. ..						..	..	(d) 5	..	(j) 123	14,750	425	1,354	766			
	Revenue .. ..						..	..	..	..	..	..	..	..	..			
Total .. ..	..	..	..	..	..	..	..	..	..	..	271,063	422,258	8,329	2,163	22,50,567 13 4	42,29,510 4 5		

NOTE.—Column 1, Sub-head "Total." The entries to be made here will show the area and population of the entire Presidency, the average number of districts and sub-districts for civil, criminal and revenue purposes, the actual number of persons exercising jurisdiction, and the total work done by them, with the financial results.  
Columns 16 and 17.—The judicial receipts and charges should be shown as a whole just as they appear in the Treasury accounts, care being taken that the charges on account of buildings are included in column 17.

Statement showing the Number of Judicial Officers exercising Original and Appellate Jurisdiction, both Europeans and Natives, in the Presidency of Bombay, including Sind.

Designation.	Europeans.	Natives.	Designation.	Europeans.	Natives.
Chief Justice and High Court Judges .. ..	6	1	Subordinate Judges, First Class .. ..	1	15
Judge of the Salar Court in Sind .. ..	1	..	"    "    Second Class .. ..	..	69
District and Sessions Judges .. ..	15	1	Magistrates, First Class .. ..	26	77
Assistant Judges, F.P., and Joint Sessions Judge .. ..	2	..	"    "    Second Class .. ..	7	27
Assistant Judges .. ..	4	..	"    "    Third Class .. ..	7	54
Small Cause Court Judges .. ..	1	3	Police Patels .. ..	..	12,507

Her Majesty's High Court of Judicature, Appellate Side, }  
Bombay, 23rd September 1885. }

KRISHNAMUKHARAM ATMATARAM MEHTA,  
Acting Deputy Registrar.

## JUDICIAL STATEMENT No. 2—(CRIMINAL).

Statement of Offences reported and of Persons tried, convicted, and acquitted of each class of offence in the Presidency of Bombay in the year 1885.

Description of Offence.	Number of offences reported.	Number of cases returned as true.	Number of cases brought to trial during the year.	NUMBER OF PERSONS.					REMARKS
				Under trial during the year, including pending from previous year.	Acquitted or discharged.	Convicted.	Died, escaped, or transferred to another Province.	Remaining under trial.	
1	2	3	4	5	6.	7	8	9	
Offences against the State, Chapter VI. of the Indian Penal Code.	1	...	...	...	...	...	...	...	
Offences relating to the Army and Navy ... Chap. VII.	...	...	...	...	...	...	...	...	
Offences against the public tranquillity ... VIII.	639	372	366	2,953	1,754	1,113	2(a)	84	(a) Died
Attempts at do. ...	1	...	...	...	...	...	...	...	
Offences by or relating to public servants ... IX.	88	67	68	94	55	38	...	1	
Attempts at do. ...	1	1	1	2	...	2	...	...	
Contempts of the lawful authority of public servants ... X.	740	724	697	1,071	480	559	...	32	
Attempts at do. ...	4	4	4	7	2	5	...	...	
False evidence and offences against public justice ... XI.	775	697	698	900	375	473	3(b)	49	(b) Died.
Attempts at do. ...	3	3	3	3	...	3	...	...	
Offences relating to coin and Government stamps ... XII.	146	121	121	143	75	67	...	1	
Attempts at do. ...	1	1	1	2	...	2	...	...	
Offences relating to weights and measures ... XIII.	208	198	198	210	59	160	...	1	
Offences affecting the public health, safety, convenience, decency and morals ... XIV.	1,337	1,235	1,232	1,589	320	1,256	...	13	
Attempts at do. ...	1	1	1	1	1	...	...	...	
Offences relating to religion... XV.	55	43	34	194	67	89	...	38	
Attempts at do. ...	1	...	...	...	...	...	...	...	
Offences affecting life ...	453	350	376	710	338	271	4(c)	99	(c) Died.
Attempts at do. ...	101	71	75	88	31	54	2(d)	1	(d) Died.
Causing of miscarriage, injuries to unborn children, exposure of infants, and the concealment of births.	15	64	72	92	42	49	...	1	
Attempts at do. ...	2	1	...	...	...	...	...	...	
Hurt ...	23,711	18,746	18,465	45,606	40,975	4,251	4(e)	376	(e) 3 died and 2 complainant under Section
Attempts at hurt ...	12	12	12	20	13	7	...	...	(f) 1 died and 1 complainant under Section C.
Wrongful restraint and wrongful confinement.	737	354	346	707	617	78	2(f)	10	
Offences affecting the human body, Chapter XVI									
Attempts at do. ...	5	5	5	9	4	5	...	...	
Criminal force and assault.	4,022	2,805	2,735	5,477	4,556	891	...	40	22 complainants under Section
Attempts at do. ...	3	3	3	3	3	...	...	...	
Kidnapping, forcible abduction, slavery and forced labour.	143	59	60	142	111	27	...	4	
Attempts at do. ...	2	2	2	2	...	2	...	...	
Rape ...	141	59	62	76	49	20	...	7	
Attempts at do. ...	9	6	6	9	7	2	...	...	
Unnatural offence ...	34	25	30	32	12	19	1(g)	...	(g) Died.
Attempts at do. ...	3	2	2	2	...	2	...	...	
Theft ...	15,534	8,811	8,200	12,893	4,720	7,901	12(h)	260	(h) 3 died, 7 transferred.
Offences against property, Chapter XVII.									
Attempts at theft ...	65	47	37	52	21	30	...	1	
Extortion ...	102	75	175	169	138	31	...	...	
Robbery and dacoity ...	495	205	204	547	293	227	...	27	
Attempts at do. ...	6	2	2	3	2	1	...	...	
Criminal misappropriation of property.	709	540	537	889	546	320	3(i)	20	(i) 2 died and 1



JUDICIAL STATEMENT No. 2—(CRIMINAL)—continued.

Description of Offence.	Number of offences reported.	Number of cases returned as true.	Number of cases brought to trial during the year.	NUMBER OF PERSONS.					REMARKS.
				Under trial during the year, including pending from previous year.	Acquitted or discharged.	Convicted.	Died, escaped, or transferred to another Province.	Remaining under trial.	
1	2	3	4	5	6	7	8	9	10
Attempts at criminal misappropriation of property.	2	2	2	2	...	2	...	...	
Criminal breach of trust...	1,444	601	582	767	484	264	...	19	
Receiving stolen property.	1,033	869	859	1,561	692	812	2(i)	55	(j) Escaped.
Attempts at do. ...	6	6	6	9	4	5	...	...	
Cheating ...	713	332	329	483	379	92	2(k)	15	(k) Escaped.
Attempts at cheating ...	2	2	2	5	1	4	...	...	
Fraudulent deeds and disposition of property.	20	15	15	31	25	6	...	...	
Attempts at do. ...	1	1	1	2	2	...	...	...	
Mischief ...	5,167	3,470	3,106	7,788	6,559	1,158	2(l)	69	(l) Escaped. 13 complainants were fined under Section 250, C. P. C.
Attempts at mischief ...	12	8	8	10	1	9	...	...	
Criminal trespass ...	4,568	2,918	2,393	4,813	3,213	1,523	10(m)	67	(m) 3 died, 1 escaped and 6 transferred.
Attempts at do. ...	55	15	17	24	7	17	...	...	
Offences relating to documents to trade or property.	...	...	...	...	...	...	...	...	
Ch. XVIII., I. P. C.	78	53	58	127	97	16	...	14	
Attempts at do. ...	...	...	...	1	...	1	...	...	
Criminal breach of contracts service ...	29	21	20	23	14	9	...	...	
Ch. XIX.	1,311	803	794	1,708	1,450	147	4(n)	107	(n) 1 died and 3 escaped.
Attempts at do. ...	2	2	2	5	5	...	...	...	
Information ...	263	195	183	350	296	52	...	2	
Ch. XXI.	...	...	...	...	...	...	...	...	
Criminal intimidation, insult and annoyance ...	7,286	5,704	5,537	12,851	11,915	839	1(o)	96	(o) Died.
Attempts at do. ...	1	1	1	1	...	1	...	...	
Offences under special and local laws—	...	...	...	...	...	...	...	...	
Acts XI. of 1878, India	259	242	244	272	27	238	...	7	14 complainants were fined under Section 250, C. P. C.
...	...	...	...	...	...	...	...	...	
...	34	33	33	34	5	28	...	1	
...	298	277	277	313	204	103	...	6	
...	34	34	34	34	1	33	...	...	
...	1,565	1,271	1,263	3,415	2,857	534	...	24	6 complainants were fined under Section 250, C. P. C.
...	66	64	64	93	29	63	...	2	
...	22	22	22	23	6	17	...	...	
...	385	378	378	654	109	453	...	2	
...	66	64	64	67	47	20	...	...	
...	1	1	1	1	...	1	...	...	
...	610	601	604	1,152	275	869	1(p)	8	(p) Died.
...	2	2	1	4	3	...	...	1	
...	22	22	22	22	2	20	...	...	
...	3	3	3	3	...	3	...	...	
...	2	2	2	3	1	2	...	...	
...	7	7	7	7	1	6	...	...	
...	1	1	1	1	1	...	...	...	
...	509	457	443	552	145	402	...	5	
...	142	142	142	147	1	146	...	...	
...	12	11	11	11	3	8	...	...	
...	1	1	1	2	2	...	...	...	
...	179	174	173	215	35	179	...	1	
...	11	11	8	18	11	6	...	1	
...	3	8	3	4	...	4	...	...	
...	126	122	126	141	16	117	...	8	
...	6	6	6	11	1	10	...	...	
...	7	7	7	8	...	8	...	...	
...	53	53	52	69	19	49	...	2	
...	4	3	3	4	1	3	...	...	
...	13	13	13	13	2	11	...	...	

## JUDICIAL STATEMENT No. 2—(CRIMINAL)—concluded.

Description of Offence.	Number of offences reported.	Number of cases returned as true.	Number of cases brought to trial during the year.	NUMBER OF PERSONS.					REMARKS.
				Under trial during the year, including pending from previous year.	Acquitted or discharged.	Convicted.	Died, escaped or transferred to another Province.	Remaining under trial.	
1	2	3	4	5	6	7	8	9	10
Treasure Trove Act VI. of 1878, India ...	11	11	12	26	10	16	...	...	
Sea Customs Act VIII. of 1878, India ...	1	1	1	1	1	...	...	...	
An Act to reduce the pecuniary penalty for purchasing arms, &c., from soldiers, Act VII. of 1867, India.	1	1	1	1	...	1	...	...	
A'bkári Act V. of 1878, Bombay ...	1,990	1,846	1,834	2,320	436	1,817	...	17	
Attempts at do. ...	1	1	1	1	...	1	...	...	
Cantonment Act III. of 1867, Bombay ...	2,521	2,484	2,443	2,565	187	2,375	1(q)	2	(q) Transferred.
District Police Act VII. of 1867, Bombay ...	4,974	4,941	4,934	5,219	321	4,890	...	8	
Gambling Act III. of 1886, Bombay ...	255	85	88	463	130	333	...	...	
Irrigation Act VII. of 1879, Bombay ...	115	111	110	189	81	105	...	3	
Jails Act, II. of 1874, Bombay ...	6	6	6	8	2	6	...	...	
Karachi Tramway, Act II. of 1883, Bombay.	5	5	5	6	3	3	...	...	
Land Revenue Code Act V. of 1879, Bombay.	122	121	123	169	34	135	...	...	
Municipal Act VI. of 1873, Bombay ...	5,661	5,520	5,520	6,012	562	5,419	1(r)	30	(r) Died.
Police Regulation XII. of 1827, Bombay...	1	1	1	1	...	1	...	...	
Public Conveyance Act VI. of 1863, Bombay.	459	456	446	482	105	376	...	1	
Public Ferries Act II. of 1868, Bombay ..	30	23	23	26	9	17	...	...	
Registration of Boats Act I. of 1863, Bombay.	17	15	15	17	6	11	...	...	
Sales of Poisons Act VIII. of 1866, Bombay.	6	5	5	5	3	2	...	...	
Salt Act VII. of 1873, Bombay ...	334	332	332	433	55	377	...	1	
Tolls Act III. of 1875, Bombay ...	2	2	2	2	2	...	...	...	
Vaccination Karachi Act IV. of 1879, Bombay.	31	31	31	31	2	29	...	...	
Village Police Act VIII. of 1867, Bombay.	2,603	2,528	2,527	3,398	1,306	2,079	...	13	
Total ...	95,884	73,284	71,300	1,33,930	88,005	44,216	57	1,652	

NOTES.—Column 1.—(1) "Attempts" should be entered immediately after the offences to which they relate.

(2) "Abetments" should be included with the substantive offences abetted.

(3) When giving the list of special and local laws against which offences have been committed, care should be taken to specify the title of each Act quoted, as well as its number and year. An Act of a local legislature should be distinguished by initial letters placed after the number of the Act.

Column 2.—All offences (cases) of which information was given, complaint made, or cognizance taken under Chapters IV., V., XI C. P. C., for the first time during the year are to be shown, although some of the charges may not have been proved or may have turned out to be false.

Column 3.—This column should be total of column 2 less the number of cases dismissed under Section 203, C. P. C., and less cases in which a *Magistrate* declared that the charge was false, and that the offence never occurred, or was dismissed as frivolous and vexatious, and in which the complainant was fined under Section 250, C. P. C.

Column 5.—This column should be the total of columns 6 to 9.

Column 8.—Persons transferred from one Court to another in the same province are not to be entered in this column.

Column 9.—A note should be added in the column of remarks, showing respectively the number of persons who died, and those who were transferred.

General.—Cases committed or referred should not be included in this statement by the committing or referring Magistrates. Total of the trials in these cases should be shown by the Courts to which the cases are committed or referred. Total of column 7 of Statement 4 be deducted from the total of column 2 of that statement, the difference should be added with the total of column 5 of this statement.

KRISHNA MUKHRA'M A TMA'RA'M MEHTA

Acting Deputy Registrar

Her Majesty's High Court of Judicature, Appellate Side, }  
Bombay, 23rd September 1886. }

---

STATEMENT.

---

JUDICIAL STATEMENT

Statement showing the General Result of the Trial of European

Description of Offence.	NUMBER OF PERSONS ACCUSED AND BROUGHT BEFORE A MAGISTRATE.							PERSONS WHOSE CASES											
	Remaining at the close of the previous year.	Within the year.					Died, escaped or transferred to other Provinces.	Number actually brought to trial.	By District Magistrate and other First Class Magistrates.						By Courts of				
		On Complaint, Section 191 (a), Criminal Procedure Code.	On Police Report, Section 191 (b) of the Code.	By Magistrate <i>pro motu</i> , Section 191 (c) of the Code.	On transfer from another Province.	Total.			Received by transfer under Section 451 B of the Code.	Convicted.	Acquitted or discharged.	Committed.		Transferred by order under Section 451 B of the Code.	Total, omitting entries in Columns 10 and 15.	Received by transfer under Section 451 B of the Code.	Convicted.	Acquitted or discharged.	
												To Court of Session.	To High Court.						
1	2	3	4	5	6	7	8	9	10	11	12	13	14	15	16	17	18	19	
Offences against the State, Chapter VI. of the Indian Penal Code	...	...	...	...	...	...	...	...	...	...	...	...	...	...	...	...	...	...	
Offences relating to the Army and Navy, Chapter VII., Indian Penal Code	...	...	...	...	...	...	...	...	...	...	...	...	...	...	...	...	...	...	
Offences against the public tranquillity, Chapter VIII., Indian Penal Code	...	...	2	...	...	2	...	2	...	...	2	...	...	...	2	...	...	...	
Offences by or relating to public servants, Chapter IX., Indian Penal Code	...	...	...	...	...	...	...	...	...	...	...	...	...	...	...	...	...	...	
Contempts of the lawful authority of public servants, Chapter X., Indian Penal Code	...	3	...	...	...	3	...	3	...	1	2	...	...	...	3	...	...	...	
False evidence and offences against public justice, Chapter XI., Indian Penal Code	...	...	...	...	...	...	...	...	...	...	...	...	...	...	...	...	...	...	
Offences relating to coin and Government Stamps, Chapter XII., Indian Penal Code	...	...	...	...	...	...	...	...	...	...	...	...	...	...	...	...	...	...	
Offences relating to weights and measures, Chapter XIII., Indian Penal Code	...	...	...	...	...	...	...	...	...	...	...	...	...	...	...	...	...	...	
Offences affecting the public health, safety, convenience, decency and morals, Chapter XIV., Indian Penal Code	...	...	1	...	...	1	...	1	...	...	1	...	...	...	1	...	...	...	
Offences relating to religion, Chapter XV., Indian Penal Code	...	...	...	...	...	...	...	...	...	...	...	...	...	...	...	...	...	...	
Offences affecting life	...	...	...	...	...	...	...	1	...	...	...	...	...	...	...	...	...	...	
Causing of miscarriage, injury to unborn children, exposure of infants and the concealment of births.	...	...	...	...	...	...	...	...	...	...	...	...	...	...	...	...	...	...	
Hurt	...	16	2	...	...	18	...	18	...	9	9	...	...	...	18	...	...	...	
Offences affecting the human body, Chapter XVI.	...	...	...	...	...	...	...	...	...	...	...	...	...	...	...	...	...	...	
Wrongful restraint and wrongful confinement	...	...	...	...	...	6	...	6	...	4	1	...	...	...	5	...	...	...	
Criminal force and assault.	...	6	...	...	...	...	...	...	...	...	...	...	...	...	...	...	...	...	
Kidnapping, forcible abduction, slavery and forced labour	...	...	...	...	...	...	...	...	...	...	...	...	...	...	...	...	...	...	
Rape	...	...	...	...	...	...	...	...	...	...	...	...	...	...	...	...	...	...	
Unnatural offence	...	...	...	...	...	...	...	...	...	...	...	...	...	...	...	...	...	...	
Theft	...	...	4	...	...	4	...	6	...	1	3	2	...	...	6	...	1	...	
Extortion	...	...	...	...	...	...	...	...	...	...	...	...	...	...	...	...	...	...	
Robbery and dacoity	...	...	...	...	...	...	...	...	...	...	...	...	...	...	...	...	...	...	
Criminal misappropriation of property	...	1	...	...	...	1	...	1	...	...	1	1	...	...	1	...	...	1	
Criminal breach of trust	...	...	1	...	...	1	...	3	...	...	...	...	...	...	2	...	...	...	
Receiving of stolen property	...	...	...	...	...	...	...	1	...	...	...	1	...	...	1	...	...	...	
Cheating	...	1	...	...	...	1	...	1	...	...	...	...	...	...	...	...	...	...	
Fraudulent deeds and disposition of property	...	...	...	...	...	...	...	...	...	...	...	...	...	...	...	...	...	...	
Mischief	...	...	...	...	...	...	...	...	...	1	1	2	...	...	4	...	...	...	
Criminal trespass	...	2	3	...	...	4	...	4	...	...	...	...	...	...	...	...	...	...	
Offences relating to documents and to trade or property marks, Chapter XVIII.	...	...	...	...	...	...	...	...	...	...	...	...	...	...	...	...	...	...	
Criminal breach of contracts of service, Chapter XIX.	...	...	...	...	...	...	...	...	...	...	...	...	...	...	...	...	...	...	
Offences relating to marriage, Chapter XX.	...	...	...	...	...	...	...	...	...	...	...	...	...	...	...	...	...	...	
Defamation, Chapter XXI.	...	1	...	...	...	1	...	3	...	1	...	...	...	...	1	...	...	...	
Criminal intimidation, insult and annoyance, Chapter XXII.	...	...	...	...	...	...	...	...	...	...	...	...	...	...	...	...	...	...	
Special and local laws	...	18	20	...	...	38	...	88	...	80	8	...	...	...	88	...	...	...	
Total	...	46	33	...	...	79	...	86	...	47	29	6	...	...	82	...	1	1	

Note.—The figures in Statement No. 2 will

Her Majesty's High Court of Judicature, Appellate Side, }  
Bombay, 23rd September 1886.

No. 2 A.—(CRIMINAL).

British Subjects in the Presidency of Bombay in the year 1855.

WERE DISPOSED OF								NUMBER OF CASES.			Number of Persons who applied to the High Court for an order under Section 456 of the Code.	Of those entered in Column 6, number who applied under Section 2, Act III. of 1844, for transfer or committal of their cases.	Number of Persons who applied to the High Court under Section 528 for the Code of the transfer of their cases.	
Sessions.	Transferred to High Court under Section 449 of the Code.		By High Court.		Total for all Courts.			Brought to trial.	Disposed of.	Pending.				
20	21	22	23	24	25	26	27	28	29	30	31	32	33	34
	Total exclusive of Column 17.	Convicted.	Acquitted.	Total.	Convicted.	Acquitted or discharged.	Total.	Number of Persons under trial at the close of the year.						
1														
2														
3														
4														
5														
51														
52														
53														
54														
55														
56														
57														
58														
59														
60														
61														
62														
63														
64														
65														
66														
67														
68														
69														
70														
71														
72														
73														
74														
75														
76														
77														
78														
79														
80														
81														
82														
83														
84														
85														
86														
87														
88														
89														
90														
91														
92														
93														
94														
95														
96														
97														
98														
99														
100														

Subsidiary Table.

35							36			
Of the Total Number of Persons shown in							Of Cases shown in Column 30.			
Column 16.		Column 21.		Columns 21 and 24.			Disposed of by Magistrates.		Disposed of by Sessions Judges.	
Number who claimed to be tried by a mixed jury, Section 451 a (1) of the Code.		Number who did not so claim.		Number of those in Column 25 (1) whose Cases were transferred under Section 451 b of the Code.			Being European British Subjects.		Other than European British Subjects.	
(1)	(2)	(3)	(4)	(5)	(6)	(7)	(8)	(9)	(10)	(11)
70		1		6			63	6	1	1

include the figures in this statement.

## JUDICIAL STATEMENT No. 3—(CRIMINAL).

*Statement of Miscellaneous Proceedings under the Criminal Procedure Code in the Presidency of Bombay during the year 1885.*

Nature of Proceedings.	Total Number of Cases before the Courts during the year.	Number of Persons concerned.	Number of Persons discharged.	Number of Persons convicted.	REMARKS.
1	2	3	4	5	6
1. Proceedings against witnesses under Chapter VI. C. and Section 485.	17	17	6	11	
2. Proceedings under Chapter VIII. to prevent breach of the peace.	77	335	79	256	
3. Proceedings under Chapter VIII. Security for good behaviour.	296	431	118	313	
4. Proceedings against localnuisances, Chapter X.	59	102	15	87	
5. Possession, Chapter XII ...	32	113	51	62	
6. Frivolous or vexatious complaints summarily dealt with under Chapter XX., Section 250.	93	130	41	98	
7. Non-attendance of jurors or assessors, Chapter XXIII., Section 332	10	10	8	2	
8. Maintenance, Chapter XXXVI. ...	807	807	389	418	
9. Forfeiture of bail or recognizance under Chapter XLII.	184	250	61	189	
Total ...	1,580	2,204	768	1,436	

NOTE.—Column 1, Sub-head 6. —Complainants fined under Section 250 are not to be entered as convicted in Statements 2, 4 or 5, but the fact of the fines having been imposed may be noted in the column of remarks of Statement 2 against the complainants preferred by them.

Column 1, Sub-heads 2 and 3.—Cases under Sections 107, 109, 110, 118, 120, 123, Criminal Procedure Code, will also appear under the appropriate head of the schedule in Statement 2. Persons convicted under these heads and required to give security or recognizance under Sections 120, 123, Criminal Procedure Code, will also appear in Statement 5.

Column 1, Sub-heads 4, 5 and 8.—Cases under these sub-heads will not appear in Statement 2, 4, or 5. Jury cases under Chapter X. will, however, appear in Statement 13.

KRISHNAMUKHIRAM ATMARAM MEHTA,

Acting Deputy Registrar.

*Her Majesty's High Court of Judicature, Appellate Side,*  
*Bombay, 23rd September 1886.*

JUDICIAL STATEMENT No. 4—(CRIMINAL).

Statement showing the general Result of Criminal Trials in the Tribunals of various classes in the Presidency of Bombay in the year 1885.

B 711-14

Class of Courts.	Total Number of Persons under trial.	PERSONS WHOSE CASES WERE DISPOSED OF.					Persons remaining under trial at the end of the year.	Number of Cases disposed of during the year.	Average Number of Days during which each case lasted.	Number of Witnesses examined.	REMARKS.
		Died, escaped or transferred to another Province.	Discharged or acquitted.	Convicted.		Committed or referred.					
				On regular trial.	On summary trial.						
1	2	3	4	5	6	7	8	9	10	11	12
Village officers ... ..	3,459	...	1,311	946	1,189	...	13	2,583	1·23	4,116	
Subordinate Magistrates—											
Special Magistrates under Section 14 ...	584	...	337	215	...	11	21	338	2·66	790	
Honorary Magistrates sitting singly ...	4,267	...	1,637	2,463	159	...	8	3,036	3·14	5,681	
Stipendiary Magistrates sitting singly ...	124,533	46	83,437	30,326	7,122	2,133	1,469	63,497	4·37	184,559	
Benches of Magistrates ... ..	681	...	320	303	55	...	3	464	1·59	905	
District and Divisional Magistrates' cases referred under Sections 347, 349, Criminal Procedure Code ... ..	957	1	300	626	1	26	3	585	5·20	3,394	
Chief Magistrates of Districts ... ..	87	...	33	39	3	5	7	48	6·23	248	
Courts of Sessions ... ..	1,466	10	596	686	...	61	113	724	25·76	6,012	
Superior Courts ... ..	122	...	32	75	...	...	15	79	22·8	219	(a) If 2, 236 persons committed or referred shown in column 7 be deducted from this, the balance will agree with the figure shown in column 5 of Statement No. 2.
Total ...	(a) 136,156	(b) 57	89,003	35,679	8,529	2,236	1,652	71,354	8·11	205,924	(b) Of these 27 died, 21 escaped, and 9 were transferred.

53

- Notes.—Column 1.—Sub-head "Court of Sessions" includes cases decided by Sessions Judges on reference under Sections 31, 34 and 123, Criminal Procedure Code.  
 Column 1.—Sub-head "Superior Courts" includes cases decided by the High Court on reference under Sections 307 and 374, Criminal Procedure Code.  
 Column 2.—That is the total of the entries in columns 3 to 8. The cases of persons transferred from one Court to another in the same province will appear only against the Court by which decided or in which pending at the end of the year, if not decided.  
 Column 3.—A note against the figure for each Court should be made in the column of remarks, showing separately how many accused persons were transferred to other provinces.  
 Columns 5 and 6.—Persons whose cases were referred to a superior Court for higher punishment or for confirmation of sentence will be entered in column 7, and not in columns 5 and 6 against the Court making the reference. Against the Court receiving the reference they will be shown as convicted or acquitted according to the orders passed by it or as pending if orders have not been passed.  
 Column 7.—These cases will also be shown against the Magistrates who made the reference, entry being made as directed above.  
 Column 8.—An insane accused who has been sent to a lunatic asylum should be kept on the file and entered in this column until he has been tried and either convicted or acquitted.  
 Column 9.—Omit cases in which the accused died, escaped or was transferred.  
 Column 10.—In calculating the duration before the Magistrates' Courts the starting point to be taken is not the date of complaint or information, but that of apprehension or attendance on summons or otherwise of the accused. As regards Courts of Sessions, the actual number of days occupied should be given commencing from the date of commitment. Cases in which the accused has absconded before arrest or has escaped from custody, should be taken off the file till the persons implicated appear again.  
 General.—The figures in this statement should agree with those in Statement No. 2, and should include nothing else.

Her Majesty's High Court of Judicature, Appellate Side, }  
 Bombay, 23rd September 1886. }

KRISHNAMUKHRAM ATMARAM MEHTA,  
 Acting Deputy Registrar.

JUDICIAL STATEMENT No. 5—(CRIMINAL).

Statement showing the Punishment inflicted by the various Criminal Tribunals in the Presidency of Bombay in the year 1885.

Class of Tribunal.	PERSONS SENTENCED TO										DETAIL OF PUNISHMENT.													REMARKS.					
	Death.	Transportation.	Penal Servitude.	Imprisonment.		Forfeiture of property.	Fine.	Whipping.	Persons ordered to find or give security or recognizance to keep the peace or sureties for good behaviour.	Persons imprisoned in default of security for good behaviour.	FINE.						Total amount of fines imposed during the year.	Total amount of fines realized during the year.	Amount paid by way of compensation.	IMPRISONMENT.					WHIPPED.				
				Rigorous.	Simple.						Rs. 10 and under.	Rs. 50 and under.	Rs. 100 and under.	Rs. 500 and under.	Rs. 1,000 and under.	Above Rs. 1,000.				15 days and under.	6 months and under.	2 years and under.	7 years and under.		Above 7 years.	10 stripes and under.	20 stripes and under.	30 stripes and under.	
1	2	3	4	5	6	7	8	9	10	11	12	13	14	15	16	17	18	19	20	21	22	23	24	25	26	27	28	29	
Village Officers					467		1,668				1,668						Rs. 1,343 11 0	Rs. 1,315 11 0		467									
Subordinate Magistrates--																													
Special Magistrates under Section 14.				31	4		189				179	10					Rs. 706 14 6	Rs. 634 12 0		11	23	1						1	
Honorary Magistrates sitting singly.				111	11		2,615	1		4	2,443	62	9	1			Rs. 6,353 4 0	Rs. 5,254 7 3	Rs. 166 10 0	33	72	21				1		3	
Stipendiary Magistrates sitting singly.				9,843	755		22,237	662	640	115	23,904	3,868	345	115	5		Rs. 2,33,427 8 0	Rs. 2,00,383 2 5	Rs. 15,409 4 1	2,734	6,999	967	13		233	285	94	8	
Benches of Magistrates				26	7		337				328	9					Rs. 793 12 0	Rs. 769 12 0		25	8								
District and Divisional Magistrates—Cases referred under Sections 347, 349, Criminal Procedure Code.				523	4		190	31	9	3	65	63	46	16			Rs. 12,246 0 0	Rs. 7,171 2 11	Rs. 494 0 0	9	117	400	3		3	6	22		
Chief Magistrates of Districts				19	1		20				7	9	1	3			Rs. 1,635 0 0	Rs. 1,457 11 0	Rs. 22 0 0	4	5	11							
Courts of Sessions		133		518	26		69	9	2	1	1	16	13	16	3		Rs. 7,600 0 0	Rs. 2,892 14 8	Rs. 250 4 10	17	116	150	257	6	2	3	4	3	
Superior Courts	31	21		19	1		3				1	1			1		Rs. 2,030 0 0	Rs. 2,030 0 0	Rs. 1,000 0 0	1	2	10	7						
Total	31	154		11,090	1,276		33,208	703	651	123	23,596	4,038	414	151	8	1	Rs. 2,66,136 1 6	Rs. 2,21,909 9 3	Rs. 17,342 2 11	3,301	7,342	1,560	280	6	288	295	120	15	

NOTE.—Column 1—Sub-head "Courts of Sessions"—Includes cases decided by Sessions Judges on reference under Sections 31, 34 and 123, C. P. C.  
 Column 1—Sub-head "Superior Courts"—Includes cases decided by the High Court on reference under Sections 307 and 374, C. P. C.  
 Column 19—Includes fines realized during the year though imposed in previous years. This column is intended to show the realized portion of fines imposed by officers in the exercise of original jurisdiction only.  
 Column 20—Represents compensation awarded to complainants under Section 545, Act X of 1852. These awards should also be shown under the head "fines" imposed and "realized" in columns 18 and 19, for they form part of such fines.  
 General (1)—The total of columns 5, 6 and 11 should correspond with the total of columns 21 to 25 (both inclusive) and the total of column 8 should correspond with the total of columns 12 to 17 inclusive.  
 (2)—This statement is meant to exhibit every sentence passed, and where two penalties are inflicted on the same offender to exhibit them both. Further to reconcile the number of persons entered in this statement as punished with the number entered as convicted in Statement 4 it is necessary to note cases such as those in which fulfilment of contract is ordered under Act XIII. of 1859 in a foot-note. As regards persons whose cases were referred for higher punishment or for confirmation of sentence, the punishment, if any, sanctioned by the higher Court should be entered against such higher Court, and not against the Court making the reference.



Statement showing the Particulars of Whippings inflicted by the Criminal Tribunals in the Presidency of Bombay during the year 1885.

PART I.

Showing Whippings inflicted under Sections 2 and 3, Act VI., 1864, in lieu of other punishments.

Offences for which awarded.	NUMBER OF STRIPES AWARDED.												Total.	REMARKS.
	5 and under.		6 to 10.		11 to 15.		16 to 20.		21 to 26.		26 to 30.			
	First conviction.	Second or subsequent conviction.	First conviction.	Second or subsequent conviction.	First conviction.	Second or subsequent conviction.	First conviction.	Second or subsequent conviction.	First conviction.	Second or subsequent conviction.	First conviction.	Second or subsequent conviction.		
1	2	3	4	5	6	7	8	9	10	11	12	13	14	15
<i>In lieu of other punishments (Sections 2 and 3, Act VI., 1864.)</i>														
1. Theft as defined in ...	34	...	104	...	59	3	19	1	7	1	16	2	246	
{ Section 378, I.P.C....	34	...	104	...	59	3	19	1	7	1	16	2	246	
{ Section 379 " ...	2	...	12	...	8	...	10	...	10	...	2	...	44	
{ Section 380 " ...	3	1	35	1	51	...	22	...	7	...	7	2	129	
{ Section 381 " ...	2	...	2	...	7	...	3	...	...	1	2	1	18	
{ Section 382 " ...	...	...	...	...	...	...	...	...	...	...	...	...	...	
2. Extortion as defined in	...	...	...	...	...	...	...	...	...	...	...	...	...	
{ Section 388 " ...	...	...	...	...	...	...	...	...	...	...	...	...	...	
{ Section 389 " ...	...	...	...	...	...	...	...	...	...	...	...	...	...	
3. Dishonestly receiving stolen property as defined in	...	...	9	...	6	...	2	...	...	1	2	...	20	
{ Section 411 " ...	...	...	9	...	6	...	2	...	...	1	2	...	20	
4. Lurking house-trespass as defined in	...	...	...	...	...	...	...	...	...	...	...	...	...	
{ Section 412 " ...	...	...	...	...	...	...	...	...	...	...	...	...	...	
{ Section 443 " ...	...	...	...	...	2	...	...	...	...	...	...	...	2	
5. Ditto by night	...	...	...	...	...	...	...	1	...	...	...	...	1	
{ Section 444 " ...	...	...	...	...	...	...	...	1	...	...	...	...	1	
6. House-breaking	...	...	...	...	...	...	1	...	...	...	2	...	3	
{ Section 445 " ...	...	...	...	...	...	...	1	...	...	...	2	...	3	
7. Ditto by night	3	...	2	...	5	...	2	...	2	...	...	1	15	
{ Section 446 " ...	3	...	2	...	5	...	2	...	2	...	...	1	15	
8. Offence under Section 14, Act III, 1880	...	...	1	...	...	...	1	...	...	...	...	2	4	
{ Section 14 " ...	...	...	1	...	...	...	1	...	...	...	...	2	4	
Total ...	44	1	165	1	138	3	60	2	26	3	31	8	482	

55

Her Majesty's High Court of Judicature, Appellate Side, }  
Bombay, 23rd September 1886.

KRISHNAMUKURAM ATMARAM MEHTA,  
Acting Deputy Registrar.

## JUDICIAL STATEMENT No. 5A.—(CRIMINAL.)

## PART II.

Showing Whippings inflicted in addition to other Punishments, Sections 3 and 4, Act VI, 1864.

Offences for which awarded.	NUMBER OF STRIPES.						Total.	REMARKS.
	5 and under.	6 to 10.	11 to 15.	16 to 20.	21 to 25.	26 to 30.		
1	2	3	4	5	6	7	8	9
<b>IN ADDITION TO OTHER PUNISHMENTS.</b>								
<b>(SECTIONS 3 AND 4.)</b>								
<b>A.—Section 3.</b>								
1. Theft as defined in	Section 378, Indian Penal Code	5	7	4	6	14	36	
	Section 379	...	...	...	...	...	...	
	Section 380	...	1	2	2	5	10	
	Section 381	...	...	...	...	...	...	
	Section 382	...	...	...	...	...	...	
2. Extortion	Section 388	...	...	...	...	...	...	
	Section 389	...	...	...	...	...	...	
3. Dishonestly receiving stolen property as defined in	Section 411	...	...	...	...	...	...	
	Section 412	...	...	...	...	...	...	
4. Lurking house-trespass as defined in Section 443	...	...	...	1	...	...	1	
5. Lurking house-trespass by night as defined in Section 444	...	...	...	...	...	...	...	
6. House-breaking as defined in Section 445	...	...	...	...	...	...	...	
7. House-breaking by night as defined in Section 446	...	...	...	...	...	...	...	
8. Offence under Section 14, Act III, 1880	...	...	...	...	...	2	2	
<b>B.—Section 4.</b>								
1. False evidence as defined in	Section 193, Indian Penal Code	...	...	...	...	...	...	
	Section 194	...	...	...	...	...	...	
	Section 195	...	...	...	...	...	...	
2. False charge of unnatural offence as defined in Sections 211 and 377	...	...	...	...	...	...	...	
3. Assault as defined in Section 354	...	...	...	...	...	...	...	
4. Rape as defined in Section 375	...	...	...	...	...	...	...	
5. Unnatural offence as defined in Section 377	...	...	...	...	...	...	...	
6. Robbery as defined in Section 390	...	...	...	...	...	...	...	
7. Decoy as defined in Section 391	...	...	...	...	...	...	...	
8. Attempt at robbery as defined in Section 393	...	...	...	...	...	...	...	
9. Hurt in committing robbery as defined in Section 394	...	...	...	...	...	...	...	
10. Receiving stolen property as defined in Section 413	...	...	...	...	...	...	...	
	Section 463	...	...	...	...	...	...	
	Section 460	...	...	...	...	...	...	
11. Forgery as defined in	Section 467	...	...	...	...	...	...	
	Section 468	...	...	...	...	...	...	
	Section 469	...	...	...	...	...	...	
12. Lurking house-trespass as defined in Section 443	...	...	...	...	...	...	...	
13. Lurking house by night as defined in Section 444	...	...	...	...	...	...	...	
14. House-breaking as defined in Section 445	...	...	...	...	...	...	...	
15. House-breaking by night as defined in Section 446	...	...	...	...	...	1	1	
16. House-breaking by night as defined in Section 457	...	...	1	...	...	...	1	
Total	...	5	9	7	8	22	51	

KRISHNA MUKHRAM A'TMA'RAM MEHTA,  
 Her Majesty's High Court of Judicature,  
 Appellate Side, Bombay, 23rd September 1886. }  
 Acting Deputy Registrar.

## JUDICIAL STATEMENT No. 5A.

## PART III.

Showing Whippings inflicted under Section 5, Act VI., 1864, on Juveniles for Offences other than those specified in Parts I. and II.

Offence.	STRIPES.												Total.
	5 and under.		6 to 10.		11 to 15.		16 to 20.		21 to 25.		26 to 30.		
	First conviction.	Subsequent conviction.	First conviction.	Subsequent conviction.	First conviction.	Subsequent conviction.	First conviction.	Subsequent conviction.	First conviction.	Subsequent conviction.	First conviction.	Subsequent conviction.	
1	2	3	4	5	6	7	8	9	10	11	12	13	14
	23	...	71	1	35	9	13	1	9	7	...	1	170
Total ...	23	...	71	1	35	9	13	1	9	7	...	1	170

KRISHNA MUKHRA'M ATMA'RA'M MEHTA,  
Acting Deputy Registrar.

Her Majesty's High Court of Judicature, Appellate Side, }  
Bombay, 23rd September 1886.

## JUDICIAL STATEMENT No. 5A.—concluded.

## PART IV.

Showing relative Number of Times Whipping was awarded as compared with other Punishments.

Punishments.	Number.	Remarks.
1	2	3
1. Total number of whippings awarded ... ..	781	
2. Total number of other punishments ... ..	24,840	
Percentage of Whippings ..	3.07	

KRISHNA MUKHRA'M ATMA'RA'M MEHTA,  
Acting Deputy Registrar.

Her Majesty's High Court of Judicature, Appellate Side, }  
Bombay, 23rd September 1886.

JUDICIAL STATEMENT No. 6—(CRIMINAL).

Statement showing the Result of Appeal and Revision in Criminal Cases in the Presidency of Bombay in the year 1885.

Tribunals.	NUMBER OF PERSONS.											Average Number of Days during which each Appeal lasted.	REMARKS.
	Total Number of Appellants and Applicants for revision before the Courts.	Died, escaped, transferred to another Province.	Appeals or Applications rejected.	Sentence or Order confirmed.	Sentence enhanced.	Sentence reduced or otherwise altered.	Sentences reversed.	Proceedings quashed.	New trial or further enquiry ordered.	Referred for revision to the High Court.	Pending trial.		
1	2	3	4	5	6	7	8	9	10	11	12	13	14
<i>Appeals.</i>													
To Chief Magistrates of Districts ... ..	2,731	1	323	1,341	1	232	668	30	8	6	71	11.04	
„ Courts of Sessions ... ..	1,616	...	561	558	...	154	276	...	10	1	56	12.68	
Superior Courts .. { By persons convicted ... ..	424	...	145	131	...	61	46	...	1	...	40	28.25	
{ By Government from judgments of acquittal.	23	...	...	9	...	5	...	...	5	...	4	110.2	
Total ... ..	4,794	1	1,029	2,039	1	502	990	30	24	7	171	40.54	
<i>Revision.</i>													
By Chief Magistrates of Districts ... ..	687	...	86	464	...	2	6	...	17	113	1	14.72	
„ Courts of Sessions ... ..	519	...	189	176	...	...	15	15	38	100	23	24.59	
„ Superior Courts ... ..	1,052	...	153	507	62	83	205	5	45	...	65	28.17	
Total ... ..	2,258	...	428	1,147	62	85	226	20	100	213	94	22.49	44 applications involving 117 persons were made on behalf of complainants for revision.
Grand Total ... ..	7,052	1	1,457	3,186	63	587	1,216	50	124	220	265	31.51	

58

NOTES.—

Column 1.—Sub-head “The Chief Magistrates of Districts” includes other Magistrates authorized to hear appeals under Section 407, Criminal Procedure Code.

Column 2.—Total of columns 3 to 12. Cases transferred from one Court to another in the same province will appear only against the Court by which decided or in which pending at the end of the year if not decided. The words “applicants for revision” in the heading of this column should be held to include only accused persons on whose behalf an application for revision is made, or in whose interest the Magistrate or Judge may take steps to obtain revision on his own motion. Where such application is made or such steps are taken on behalf of a complainant, the fact should be noted, with the number of complainants concerned, in the column of Remarks. In the latter case, the accused persons against whom the application is made, though not appearing in this column, will fall into their proper places in Columns 3—13 according to the result such application. This note is held to apply also to cases dealt with by the High Court on review of returns.

Column 5.—Appeals dismissed under Section 423, Criminal Procedure Code, should be entered in this column.

Column 9.—Orders of discharge set aside by a Superior Court under Section 436 of Criminal Procedure Code should be entered in this column.

Column 10.—When a sentence is reversed or proceedings are quashed on appeal and a new trial on further inquiry is at the time ordered, the Appellate Court should not fill in column 8 as well as column 10 or column 9 as well as Column 10 in each case respectively, but should make the entry in column 10 only.

Column 13.—Duration of appeals, applications for revision or references should be calculated thus:—

- (1) Appeals from the date of receipt in office of the petition of appeal;
- (2) Applications for revision from the date of applications;
- (3) Cases dealt with by the Court otherwise than on application from date of the order calling for the records; and
- (4) Cases sent to the High Court by Lower Courts for revision from the date of the letter from the Court making the reference.

General.—Persons whose appeals were rejected under Section 421, Criminal Procedure Code, should be entered in column 4, in which should also be included applicants for revision whose cases the Courts have refused to submit to the High Court. In columns 5 to 10 should be shown opposite the sub-heads for Magistrates of Districts and Courts of Sessions persons whose cases were disposed of by those Courts without reference to the High Court, and in Column 11 all persons whose cases these Courts referred to the High Court.

Her Majesty High Court of Judicature, Appellate Side,  
Bombay, 23rd September 1886.

KRISHNA MUKHRA'M ATMA'RA'M MEHTA,  
Acting Deputy Registrar.



JUDICIAL STATEMENT No. 8—(CIVIL).

Statement showing Number and Value of Suits instituted in the Civil and Revenue Courts in the Presidency of Bombay in the year 1885.

Value of Suits.	NUMBER OF SUITS INSTITUTED IN THE DIFFERENT COURTS.									Total Value of Suits	REMARKS.	
	Not exceeding Ra. 10.	Not exceeding Ra. 50.	Not exceeding Ra. 100.	Not exceeding Ra. 500.	Not exceeding Ra. 1,000.	Not exceeding Ra. 5,000.	Not exceeding Ra. 10,000.	Exceeding Ra. 10,000.	Number of suits the value of which cannot be estimated in money.			
1	2	3	4	5	6	7	8	9	10	11	12	
COURTS IN THE INTERIOR.											Rs. a p.	
I.—Civil Courts.												
Unpaid Tribunals ... ..	97	320	162	76	3	...	...	...	1	38,010 8 0	(a) The total value of these suits has not been shown in column 11, as they were suits instituted under the Dekkhan Agriculturists' Relief Act.	
Village Courts ... ..	(a) 5,030	...	...	...	...	...	...	...	...	...		
Paid Sub-Divisional Tribunals ... ..	14,596	55,653	24,433	20,267	1,941	943	58	47	688	1,57,62,864 7 5		
Small Cause Courts ... ..	3,826	7,594	2,488	2,358	84	...	...	...	...	9,56,059 2 0		
District Courts other than Chief Courts of Districts ... ..	8	28	24	56	37	61	15	22	38	18,15,678 2 0		
Chief Courts of Districts ... ..	...	...	...	...	...	...	...	...	...	...		
Total ...	23,557	63,595	27,107	22,757	2,065	1,004	73	69	727	1,85,72,612 3 5		
II.—Revenue Courts.												
Unpaid Local Tribunals ... ..	...	...	...	...	...	...	...	...	...	...		
Other Subordinate Courts ... ..	1,224	1,944	753	681	62	19	...	...	6,799	3,36,385 13 1		
Collectors' Courts ... ..	...	...	...	...	...	...	...	...	...	...		
Total ...	1,224	1,944	753	681	62	19	...	...	6,799	3,36,385 13 1		
COURTS AT THE PRESIDENCY OR SEAT OF GOVERNMENT.												
Presidency Small Cause Courts ... ..	...	...	...	...	...	...	...	...	...	...		
Superior Courts ... ..	...	...	...	3	6	176	84	54	210	26,50,493 0 0		
Total ...	...	...	...	3	6	176	84	54	210	26,50,493 0 0		
Grand Total ...	24,781	65,539	27,860	23,441	2,133	1,199	157	123	7,736	2,15,59,491 0 6		

JUDICIAL STATEMENT No. 9—(Civil).

Statement showing the General Result of the Trial of Civil and Revenue Cases in the Courts of Original Jurisdiction in the Presidency of Bombay in the year 1885.

PART I.—CIVIL SUITS.

Class of Courts.	Total Number of Suits before the Courts.	Transferred to Courts in other Provinces.	Without trial.	NUMBER OF SUITS DISPOSED OF.								Pending at the close of the year.	Number of Cases pending more than three months at the close of the year.	AVERAGE DURATION OF SUITS.		REMARKS.
				Without Contest.				On reference to Arbitration.		With Contest.				Contested.	Un-contested.	
				Compromised.	Decreed on Confession.	Decreed <i>ex parte</i> .	Dismissed <i>ex parte</i> .	For Plaintiff.	For Defendant.	Judgment for Plaintiff in whole or in part.	Judgment for Defendant.					
1	2	3	4	5	6	7	8	9	10	11	12	13	14	15	16	17
<b>COURTS IN THE INTERIOR.</b>																
<i>I.—Civil Courts.</i>																
Unpaid Tribunals ...	1,035	...	6	106	90	327	8	...	...	68	17	413	115	315.5	151.25	No details in columns 3 to 12 are given of 5,040 suits disposed of by village officers under the Dekkhan Agriculturists' Relief Act.
Village Courts ...	5,354	...	...	...	...	...	...	...	...	...	...	294	...	...	...	
Paid Sub-Divisional Tribunals ...	145,435	...	12,018	24,378	11,998	40,769	1,171	721	52	23,717	4,711	25,900	10,395	85.80	43.51	
Small Cause Courts ...	19,084	...	1,633	3,580	2,575	5,977	163	27	5	2,259	501	2,364	399	68.8	39.84	
District Courts other than Chief Courts of Districts ...	499	...	27	42	30	26	..	22	3	85	81	183	124	250.08	156.90	
Chief Courts of Districts ...	...	...	...	...	...	...	...	...	...	...	...	...	...	...	...	
<b>Total ...</b>	<b>171,407</b>	<b>...</b>	<b>13,684</b>	<b>28,106</b>	<b>14,693</b>	<b>47,099</b>	<b>1,342</b>	<b>770</b>	<b>60</b>	<b>26,129</b>	<b>5,310</b>	<b>29,154</b>	<b>11,033</b>	<b>185.27</b>	<b>97.89</b>	
<i>II.—Revenue Courts.</i>																
Unpaid Local Tribunals ...	...	...	...	...	...	...	...	...	...	...	...	...	...	...	...	(a) This includes 13 suits restored to the Board of Causes for re-hearing. It also includes 6 suits under the extraordinary jurisdiction. Besides the suits shown in columns 4 to 12, the following were also disposed of by the High Court on its Original Side:— 61 pauper's petitions for leave to sue or defend in <i>forma pauperis</i> . 2 petitions under the Indian Companies' Act. 13 petitions under the Indian Trustees' Act. 3 petitions under the Lunacy Act. 21 miscellaneous petitions. There were also 79 applications for probate and 116 for letters of administration, most of which are disposed of by the Registrar. (b) Includes 10 suits stayed and 2 suits stayed, owing to plaintiff's death, and 4 summary suits. (c) Includes 12 summary suits. (d) This includes 12 suits referred to the Commissioner for taking Accounts and 19 suits referred to arbitration.
Other Subordinate Courts ...	11,751	...	1,629	1,135	922	302	916	46	3	3,979	2,501	318	43	52.51	38.62	
District Courts ...	...	...	...	...	...	...	...	...	...	...	...	...	...	...	...	
<b>Total ...</b>	<b>11,751</b>	<b>...</b>	<b>1,629</b>	<b>1,135</b>	<b>922</b>	<b>302</b>	<b>916</b>	<b>46</b>	<b>3</b>	<b>3,979</b>	<b>2,501</b>	<b>318</b>	<b>43</b>	<b>52.51</b>	<b>38.62</b>	
<b>COURTS AT THE PRESIDENCY OR SEAT OF GOVERNMENT.</b>																
Presidency Small Cause Courts ...	...	...	...	...	...	...	...	...	...	...	...	...	...	...	...	(a) This includes 12 suits referred to the Commissioner for taking Accounts and 19 suits referred to arbitration.
Superior Courts ...	(a) 2,419	...	(b) 209	48	10	(c) 411	192	...	...	85	51	(d) 1,413	1,238	316.66	222.25	
<b>Total ...</b>	<b>2,419</b>	<b>...</b>	<b>209</b>	<b>48</b>	<b>10</b>	<b>411</b>	<b>192</b>	<b>...</b>	<b>...</b>	<b>85</b>	<b>51</b>	<b>1,413</b>	<b>1,238</b>	<b>316.66</b>	<b>222.25</b>	
<b>Grand Total ...</b>	<b>183,577</b>	<b>...</b>	<b>15,522</b>	<b>29,289</b>	<b>15,625</b>	<b>47,812</b>	<b>2,450</b>	<b>816</b>	<b>63</b>	<b>30,193</b>	<b>7,862</b>	<b>30,855</b>	<b>12,314</b>	<b>184.81</b>	<b>119.58</b>	

NOTE.—Column 2.—Total of the entries in columns 3 to 13. Cases transferred from one Court to another in the same province will appear only against the Court by which decided or in which pending at the close of the year if not decided. The number of cases pending from the preceding year should be noted in the column of remarks, and when deducted from the total of column 2 should leave a balance corresponding with the total of column 30 of statement 7. If after deducting the arrears shown at the end of the previous year the balance does not agree with the figures in column 30 of statement 7, the difference should be explained.  
 Column 6.—When under Section 124, Criminal Procedure Code, a decree is wholly or partially made in favour of an absent plaintiff or the admission of the defendant, the case should be entered in this column.  
 Column 8.—A case in which defendant appears, but a plaintiff does not, and defendant does not confess judgment, and the case is therefore dismissed, the case should be entered in this column.  
 Columns 15 and 16.—As regards the average duration of suits, the date of the presentation of the plaint shall be considered as the date of institution, unless some defect or omission requires to be amended before the plaintiff can be admitted in which case the date of admission after amendment shall be recorded as the date of institution. With regard to applications to execute decrees, the date of their presentation should alone be considered. In calculating average duration, the time that the suit has been actually pending in the particular Court should alone be calculated. The interval during which an application for review which has been granted or an appeal in which an order of reversal has been passed has been pending in the superior Court. Revived suits are to be treated as if newly instituted on revival.

JUDICIAL STATEMENT No. 9—(CIVIL).

Statement showing the General Result of the Trial of Civil and Revenue Cases in the Courts of Original Jurisdiction in the Presidency of Bombay in the year 1885.

PART II.—MISCELLANEOUS CASES—(JUDICIAL).

Class of Courts.	Total Number of Cases before the Courts.	NUMBER OF CASES DISPOSED OF.										Pending at the close of the year.	Number of Cases pending more than three months at the close of the year.	AVERAGE DURATION OF CASES.		REMARKS.
		Transferred to Courts in other Provinces.	Without trial.	Without Contest.				On reference to Arbitration.		With Contest.				Contested.	Uncontested.	
				Compromised.	Decreed on confession.	Decreed <i>ex parte</i> .	Dismissed <i>ex parte</i> .	For Plaintiff.	For Defendant.	Judgment for Plaintiff in whole or in part.	Judgment for Defendant.					
1	2	3	4	5	6	7	8	9	10	11	12	13	14	15	16	17
<b>COURTS IN THE INTERIOR.</b>																
<i>I.—Civil Courts.</i>																
Unpaid Tribunals ... ..	16	...	2	...	2	1	5	...	...	1	1	4	2	55	202	
Village Courts ... ..	...	...	...	...	...	...	...	...	...	...	...	...	...	...	...	...
Paid Sub-Divisional Tribunals ... ..	12,767	...	2,138	672	740	910	365	2	2	3,627	2,137	2,174	538	110.59	56.69	
Small Cause Courts... ..	1,115	...	219	23	77	323	177	...	..	137	72	87	17	95.18	43.22	
District Courts other than Chief Courts of Districts ... ..	2,499	...	262	30	8	778	143	...	...	355	404	519	129	125.33	90.80	
Chief Courts of Districts ... ..	...	...	...	...	...	...	...	...	...	...	...	...	...	...	...	...
<b>Total ...</b>	<b>16,397</b>	<b>...</b>	<b>2,621</b>	<b>725</b>	<b>827</b>	<b>2,012</b>	<b>690</b>	<b>2</b>	<b>2</b>	<b>4,120</b>	<b>2,614</b>	<b>2,784</b>	<b>686</b>	<b>96.52</b>	<b>98.17</b>	
<i>II.—Revenue Courts.</i>																
Unpaid Local Tribunals ... ..	...	...	...	...	...	...	...	...	...	...	...	...	...	...	...	...
Other Subordinate Courts ... ..	...	...	...	...	...	...	...	...	...	...	...	...	...	...	...	...
District Courts ... ..	...	...	...	...	...	...	...	...	...	...	...	...	...	...	...	...
<b>Total ...</b>	<b>...</b>	<b>...</b>	<b>...</b>	<b>...</b>	<b>...</b>	<b>...</b>	<b>...</b>	<b>...</b>	<b>...</b>	<b>...</b>	<b>...</b>	<b>...</b>	<b>...</b>	<b>...</b>	<b>...</b>	<b>...</b>
<b>COURTS AT THE PRESIDENCY OR SEAT OF GOVERNMENT.</b>																
Presidency Small Cause Courts ... ..	...	...	...	...	...	...	...	...	...	...	...	...	...	...	...	...
Superior Courts ... ..	...	...	...	...	...	...	...	...	...	...	...	...	...	...	...	...
<b>Total ...</b>	<b>...</b>	<b>...</b>	<b>...</b>	<b>...</b>	<b>...</b>	<b>...</b>	<b>...</b>	<b>...</b>	<b>...</b>	<b>...</b>	<b>...</b>	<b>...</b>	<b>...</b>	<b>...</b>	<b>...</b>	<b>...</b>
<b>Grand Total ...</b>	<b>16,397</b>	<b>...</b>	<b>2,621</b>	<b>725</b>	<b>827</b>	<b>2,012</b>	<b>690</b>	<b>2</b>	<b>2</b>	<b>4,120</b>	<b>2,614</b>	<b>2,784</b>	<b>686</b>	<b>96.52</b>	<b>98.17</b>	

NOTES.—Column 2.—Total of the entries in Columns 3 to 13. Cases transferred from one Court to another in the same province will appear only against the Court by which decided, or in which pending at the close of the year, if not decided.

General (1)—Cases under Section 278, Civil Procedure Code, should be treated as miscellaneous judicial cases.

(2)—The classes of applications dealt with by Appellate Courts only, and specified in the note to Judicial Statement 10, Part II., should not be shown in this statement.



Statement showing the Business of the Civil and Revenue Appellate Courts of the Presidency of Bombay in the year 1885.

PART I—APPEALS FROM DECREES.

Class of Courts.	Total Number of Appeals before the Court.	Transferred to Courts in other Provinces.	Decisions confirmed, Sec. 551, C.P.C.	Dismissed for default or otherwise not prosecuted.	HEARD <i>ex-parte</i> .				CONTESTED.				Pending.	Of these pending more than three months.	Average Duration of Appeals.	Objections under Section 561 of Act XIV. of 1882.	REMARKS.
					Confirmed.	Modified.	Reversed.	Re-manded.	Confirmed.	Modified.	Reversed.	Re-manded.					
1	2	3	4	5	6	7	8	9	10	11	12	13	14	15	16	17	18
<b>COURTS IN THE INTERIOR.</b>																	
<b>APPEALS FROM ORIGINAL DECREES.</b>																	
<i>A.—Civil Courts.</i>																	
District Appellate Courts other than Chief Courts of District ... ..	7,817	...	151	298	91	53	44	37	1,953	544	544	166	3,936	2,805	240	359	This includes 47 appeals decided by subordinate Judges with Appellate powers.
Chief Appellate Courts of Districts ... ..																	
Superior Appellate Courts other than Chief Courts of Province ... ..																	
Total ... ..	7,817	...	151	298	91	53	44	37	1,953	544	544	166	3,936	2,805	240	359	
<i>B.—Revenue Courts.</i>																	
Collectors' Appellate Courts ... ..	...	...	...	...	...	...	...	...	...	...	...	...	...	...	...	...	...
Total ... ..	...	...	...	...	...	...	...	...	...	...	...	...	...	...	...	...	...
<b>COURTS AT THE PRESIDENCY OR SEAT OF GOVERNMENT.</b>																	
Chief Court of Province. { Appeals from Original decrees ... ..	(a) 357	...	7	6	10	...	4	...	31	8	18	4	299	257	263.46	8	(a) Of these 4 were references from the Bombay Court of Small Causes.
{ Appeals from Appellate decrees ... ..																	
Total ... ..	2,110	...	210	12	35	1	5	1	201	22	60	25	1,533	1,312	932.23	22	Duration of special appeals. 12 0 21 Duration of second appeals. 1 0 4
Grand Total ... ..	9,927	...	361	310	126	54	49	38	2,154	566	604	191	5,474	4,117	506.11	411	

NOTES.—Column 2.—Total of the entries in columns 3 to 14. Cases transferred from one Court to another in the same province will appear only against the Court by which decided, or in which pending at the close of the year, if not decided. This column should also include appeals pending from the preceding year, the number of such being noted in the column of remarks.

Her Majesty's High Court of Judicature, Appellate Side, }  
Bombay, 23rd September 1886.

KRISHNA MUEHRAM ATMA'RAM MEHTA,  
Acting Deputy Registrar.

JUDICIAL STATEMENT No. 10—(CIVIL).

Statement showing the Business of the Civil and Revenue Appellate Courts of the Presidency of Bombay in the year 1885.

PART II.—MISCELLANEOUS (JUDICIAL) CASES BEFORE APPELLATE COURTS.

Class of Courts.	Miscellaneous Cases before Appellate Courts.	Transferred to Courts in other Provinces.	Decisions confirmed, Section 561, C. P. C.	Dismissed for default or otherwise not prosecuted.	HEARD <i>ex parte</i> .				CONTESTED.				Pending.	Of these pending more than three months.	Average duration of Miscellaneous Cases before Appellate Courts.	Objections under Section 661, Act XIV. of 1882.	REMARKS.
					Confirmed.	Modified.	Reversed.	Remanded.	Confirmed.	Modified.	Reversed.	Remanded.					
1	2	3	4	5	6	7	8	9	10	11	12	13	14	15	16	17	18
<b>COURTS IN THE INTERIOR.</b>																	
<b>A.—Civil Courts.</b>																	
District Appellate Courts other than Chief Courts of Districts	185	...	10	15	46	1	7	...	32	7	32	8	27	13	126.56	1	
Chief Appellate Courts of Districts	...	...	...	...	...	...	...	...	...	...	...	...	...	...	...	...	
Superior Appellate Courts other than Chief Court of Province	...	...	...	...	...	...	...	...	...	...	...	...	...	...	...	...	
<b>Total</b>	<b>185</b>	<b>...</b>	<b>10</b>	<b>15</b>	<b>46</b>	<b>1</b>	<b>7</b>	<b>...</b>	<b>32</b>	<b>7</b>	<b>32</b>	<b>8</b>	<b>27</b>	<b>13</b>	<b>126.56</b>	<b>1</b>	
<b>B.—Revenue Courts.</b>																	
Collectors' Appellate Courts	...	...	...	...	...	...	...	...	...	...	...	...	...	...	...	...	...
<b>Total</b>	<b>...</b>	<b>...</b>	<b>...</b>	<b>...</b>	<b>...</b>	<b>...</b>	<b>...</b>	<b>...</b>	<b>...</b>	<b>...</b>	<b>...</b>	<b>...</b>	<b>...</b>	<b>...</b>	<b>...</b>	<b>...</b>	<b>...</b>
<b>COURTS AT THE PRESIDENCY OR SEAT OF GOVERNMENT.</b>																	
Chief Court of Province	86	...	10	...	4	...	...	...	21	1	8	4	38	21	167.8	...	
{ Appeals from Original Order	...	...	...	...	...	...	...	...	...	...	...	...	...	...	...	...	
{ Appeals from Appellate Order	...	...	...	...	...	...	...	...	...	...	...	...	...	...	...	...	
<b>Total</b>	<b>86 (a)</b>	<b>...</b>	<b>10</b>	<b>...</b>	<b>4</b>	<b>...</b>	<b>...</b>	<b>...</b>	<b>21</b>	<b>1</b>	<b>8</b>	<b>4</b>	<b>38</b>	<b>21</b>	<b>167.8</b>	<b>...</b>	
<b>Grand Total</b>	<b>271</b>	<b>...</b>	<b>20</b>	<b>15</b>	<b>50</b>	<b>1</b>	<b>7</b>	<b>...</b>	<b>53</b>	<b>8</b>	<b>40</b>	<b>12</b>	<b>65</b>	<b>84</b>	<b>147.18</b>	<b>1</b>	

(a) Besides these the following miscellaneous matters were disposed of by the High Court :—  
223 civil applications under extraordinary jurisdiction.  
50 civil references, and 2,037 applications were disposed of out of Court by the Registrar and his Deputy.  
The Sadar Court in Sind also disposed of 30 cases under Section 622, Civil Procedure Code.

NOTES.—Column 2.—Total of the entries in columns 3 to 14. Miscellaneous cases before Appellate Courts transferred from one Court to another in the same province will appear only against the Court by which decided, or in which pending at the close of the year, if not decided.  
General.—This statement should include not only appeals from orders under Section 583 of the Code of Civil Procedure, but also appeals in miscellaneous judicial cases, i.e. the cases entered in Judicial Statement 9, Part II, and the following classes of applications under the Civil Procedure Code which are dealt with by Appellate Courts only, viz.  
(1) Application to an Appellate Court to withdraw or transfer an appeal, Section 25.  
(2) Application for admission or re-hearing of an appeal, Sections 558, 560.  
(3) Applications for leave to appeal as a pauper, Section 592.  
(4) Applications for review of judgment, Section 623.

JUDICIAL STATEMENT No. 11—(CIVIL.)

Statement showing the Result of Proceedings on applications for the Execution of the Decrees of the Civil and Revenue Courts in the Presidency of Bombay in the year 1885.

Class of Courts.	Total Number of Applications for the execution of Decrees before the Courts.	APPLICATIONS DISPOSED OF				Pending at the end of the year.	Number of Applications pending more than three months at the close of the year.	AMOUNT REALIZED		NUMBER OF APPLICATIONS.											REMARKS.	
		By transfer.	Satisfaction obtained in full.	Satisfaction obtained in part.	Wholly infructuous.			With the issue of process.	Without the issue of process.	On which the Judgment-debtor was imprisoned.	On which he was arrested, but released without imprisonment.	On which Moveable Property		On which Immoveable Property			On which possession was given.		On which specific performance was enforced.	On which partition was effected.		On which execution was effected otherwise than the preceding columns.
1	2	3	4	5	6	7	8	9	10	11	12	13	14	15	16	17	18	19	20	21	22	23
<b>COURTS IN THE INTERIOR.</b>																						
<i>I.—Civil Courts.</i>																						
Unpaid Tribunals .. .. .	1,207	..	83	78	760	286	135	Rs. 4,924	P. 10 10	18	..	9	19	12	..	7	..	7	..	..	735	No details are given for 1,806 applications disposed of by village officers under the Dekhan Agriculturists Relief Act.
Village Courts .. .. .	2,015	..	..	..	..	200	..	..	..	..	..	..	..	..	..	..	..	..	..	..	..	
Paid Sub-divisional Tribunals ..	225,627	..	23,315	41,403	114,582	41,227	16,574	Rs. 23,16,904	P. 11 4	2,033	3,214	2,562	3,987	5,591	798	3,875	91	3,932	61	146	22,718	
Small Cause Courts .. .. .	23,708	..	2,654	3,932	13,402	3,820	553	Rs. 1,08,794	P. 1 3	800	546	220	359	..	..	..	4	..	..	..	..	
District Courts other than Chief Courts of Districts .. .. .	421	..	94	65	137	135	73	Rs. 66,619	P. 2 7	8	8	13	20	6	6	5	2	12	..	9	160	
Chief Courts of Districts .. .. .	..	..	..	..	..	..	..	..	..	..	..	..	..	..	..	..	..	..	..	..	..	
Superior Courts .. .. .	..	..	..	..	..	..	..	..	..	..	..	..	..	..	..	..	..	..	..	..	..	
<b>Total ..</b>	<b>252,978</b>	<b>..</b>	<b>26,066</b>	<b>46,428</b>	<b>128,881</b>	<b>45,677</b>	<b>17,334</b>	<b>Rs. 24,87,302</b>	<b>P. 10 0</b>	<b>2,359</b>	<b>4,068</b>	<b>2,803</b>	<b>4,385</b>	<b>5,609</b>	<b>804</b>	<b>3,887</b>	<b>97</b>	<b>3,951</b>	<b>61</b>	<b>156</b>	<b>23,613</b>	
<i>II.—Revenue Courts.</i>																						
Unpaid Local Tribunals .. .. .	906	..	865	15	2	67	31	Rs. 1,063	P. 1 6	..	..	2	4	..	..	..	2	434	..	..	62	(a) Includes 7 cases in which applications were made to transmit decrees for execution to places out of Bombay Presidency.
Other Subordinate Courts District Courts .. .. .	..	..	..	..	..	..	..	..	..	..	..	..	..	..	..	..	..	..	..	..	..	
<b>Total ..</b>	<b>906</b>	<b>..</b>	<b>865</b>	<b>15</b>	<b>2</b>	<b>67</b>	<b>31</b>	<b>Rs. 1,063</b>	<b>P. 1 6</b>	<b>..</b>	<b>..</b>	<b>2</b>	<b>4</b>	<b>..</b>	<b>..</b>	<b>..</b>	<b>2</b>	<b>434</b>	<b>..</b>	<b>..</b>	<b>62</b>	
<b>COURTS AT THE PRESIDENCY OR DEPT. OF GOVERNMENT.</b>																						
Presidency Small Cause Courts ..	153	7	20	18	91	37	29	Rs. 1,97,513	P. 2 4	20	9	4	11	3	..	4	1	11	..	..	63	(a) Includes 7 cases in which applications were made to transmit decrees for execution to places out of Bombay Presidency.
Supreme Courts .. .. .	..	..	..	..	..	..	..	..	..	..	..	..	..	..	..	..	..	..	..	..	..	
<b>Total ..</b>	<b>153</b>	<b>7</b>	<b>20</b>	<b>18</b>	<b>91</b>	<b>37</b>	<b>29</b>	<b>Rs. 1,97,513</b>	<b>P. 2 4</b>	<b>20</b>	<b>9</b>	<b>4</b>	<b>11</b>	<b>3</b>	<b>..</b>	<b>4</b>	<b>1</b>	<b>11</b>	<b>..</b>	<b>..</b>	<b>63</b>	
<b>Grand Total ..</b>	<b>254,137</b>	<b>7</b>	<b>26,931</b>	<b>64,546</b>	<b>129,902</b>	<b>45,714</b>	<b>17,363</b>	<b>Rs. 26,84,815</b>	<b>P. 13 10</b>	<b>2,379</b>	<b>4,077</b>	<b>2,809</b>	<b>4,400</b>	<b>5,612</b>	<b>804</b>	<b>3,891</b>	<b>100</b>	<b>4,365</b>	<b>61</b>	<b>155</b>	<b>23,718</b>	

NOTE.—Column 2.—Total of the entries in columns 3 to 7.

Her Majesty's High Court of Judicature, Appellate Side,  
Bombay, 2nd September 1886.

KRISHNA MUKHRAM ATMA RAM MEHTA,  
Acting Deputy Registrar.

JUDICIAL STATEMENT No. 12—(CIVIL).

Statement showing the Number of Result of Applications and Proceedings under Chapter XX, Civil Procedure Code, in the Presidency of Bombay in the year 1885.

Class of Courts.	APPLICATIONS FOR A DECLARATION OF INSOLVENCY.								Number of Insolvents discharged during the year under Section 356.	Number of Insolvents' Estates in the hands of Receivers in which Proceedings were finally closed during the year.	Amount of Creditors' claims dealt with during the year.		Gross Amount of Insolvents' assets realized and disbursed.		REMARKS.
	Total number for hearing.	Transferred to another Province, withdrawn, &c.	Granted.		Rejected.			Pending at the close of the year.			Admitted.	Satisfied.	Realized during the year.	Disbursed during the year.	
			A Receiver being appointed.	A Receiver not being appointed.	Penal Proceedings under Section 359 not being taken.	Sentence of Imprisonment being passed under Section 359.	Applicant being sent to the Magistrate to be dealt with.								
1	2	3	4	5	6	7	8	9	10	11	12	13	14	15	16
Courts other than Chief Courts of Districts ... ..	653	160	50	137	179	2	..	125	58	Rs. a. p. 27 13 0	Rs. a. p. 7,496 1 6	Rs. a. p. 961 13 6	Rs. a. p. 1,264 14 5	Rs. a. p. 1,130 15 9	
Chief Courts of Districts...	5	1	...	1	2	...	...	1	...	.. ..	.....	.....	.....	.....	
Superior Courts ... ..	...	...	...	...	...	..	...	...	...	.....	.....	.....	.....	.....	
Total ...	658	161	50	138	181	2	...	126	58	27 13 0	7,496 1 6	961 13 6	1,264 14 5	1,130 15 9	

NOTES.—Column 1, Sub-head "Courts other than Chief Courts of Districts."—Specially empowered under Section 360, Act XIV. of 1882.  
 Column 2.—Total of the entries in columns 3 to 9. Cases transferred from one Court to another in the same province will appear only against the Court by which decided, or in which pending at the close of the year, if not decided.  
 Column 3.—Applications struck off for default or otherwise not presented should be entered in this column.

Her Majesty's High Court of Judicature, Appellate Side, }  
 Bombay, 23rd September 1886.

KRISHNAMUKHRAM A'TMA'RAM MEHTA,  
 Acting Deputy Registrar.

Statement showing Use of Juries and Assessors in the Civil and Criminal Courts in the Presidency of Bombay in the year 1855.

Class of Courts in which Jurors or Assessors are employed, distinguishing Criminal from Civil Courts.	Established or average number of Jury or Assessors in each case and prescribed qualifications.	Number of cases tried by Jury.	Number of cases tried with Assessors.	JURY TRIALS.					ASSESSORS' TRIALS.			REMARKS.
				Cases in which the Judge approved of the verdict.	Cases in which the Judge did not approve of the verdicts.		Number of persons of the verdict in respect to whom the Judge disapproved.		Number of cases in which Judge agreed with Assessors.	Number of cases in which Judge differed from		
					Wholly.	Partially.	Whose cases he referred under Section 807, Criminal Procedure Code.	Whose cases he did not refer under Section 807, Criminal Procedure Code.		One Assessor.	Both Assessors.	
1	2	3	4	5	6	7	8	9	10	11	12	13
<i>I.—Civil Courts.</i>												
Chief Courts of Districts (or Officers especially empowered) acting under Act X. of 1870	Assessors ... 2 or more	...	16	...	...	...	...	...	6	8	2	(a) All cases falling under Chapters VIII., XI., XII., XVI., XVII. and XVIII. or any of the said chapters taken in connection with Section 75 of the Indian Penal Code, in which punishment awardable is death, transportation for life, or transportation or imprisonment for ten years or upwards, and also attempts and abetments to commit any of the above said offences, were tried by jury in the districts of Belgaum, Poona, Thana, Surat, Ahmedabad and in the City of Karachi.
Parsi District Matrimonial Court	Under Act XV. of 1865. Delegates ... 7	...	(1)	...	...	...	...	...	(1)	...	...	
Parsi Chief Matrimonial Court	Delegates ... 11	(1)	...	(1)	...	...	...	...	...	...	...	
<i>II.—Criminal Courts.</i>												
Magistrate's Court under Chapter X. Criminal Procedure Code	Jurors ... 5	15	...	15	...	...	...	...	...	...	...	(b) Assessors are employed in all cases committed for trial to the Sessions Courts, except in the districts of Belgaum, Poona, Thana, Surat, Ahmedabad, and in the City of Karachi.
Courts of Sessions	Jurors (a) ... 5	137	...	125	10	2	23	...	...	...	...	(c) Besides these there were also 15 cases in which the opinions of the Assessors were not taken. 29 cases in which the accused pleaded guilty. 16 cases in which the charges were withdrawn 4 cases in which no Assessors were employed. 1 case in which the accused was found to be a lunatic. 1 case was transferred to the High Court.
	Assessors (b). 2 or more	...	(c) 485	...	...	...	...	...	349	31	105	
High Court Original Criminal Jurisdiction	Jurors ... 9	37	...	37	...	...	...	...	...	...	...	(d) Do not include the Parsi Matrimonial cases decided by Delegates.
Total	...	(d) 189	(d) 501	(d) 177	10	2	23	...	(d) 355	39	107	

Notes.—Column 4.—The figures given in this column should agree with the totals of columns 10, 11 and 12. Cases in which owing to the accused having pleaded guilty or for other causes the opinions of the assessors are not taken should be entered in columns 4, 10, 11 or 12.

Column 13.—Note in what classes of cases juries and assessors have been principally employed.

Her Majesty's High Court of Judicature, Appellate Side,  
Bombay, 23rd September 1886.

KRISHNAMUKHARAM ATMARAM MEHTA,  
Acting Deputy Registrar.

Statement showing the Work done by the Sessions and Civil Courts in the Regulation District of the Presidency of Bombay during the year 1885.

Names of Districts.	CRIMINAL WORK.		CIVIL WORK.											
	Cases disposed of by the Sessions Court.	Appeals disposed of by the Sessions Court.	Original.				Appeals.			Execution Proceedings disposed of.	Order made after investigation, Column 43 of the Monthly Civil Returns.	Number of Original Suits pending more than a year at the end of the year under report.	Number of Appeals pending	
			Total Number of Suits before the Court.	Disposed of.	Pending at the end of the year under report.	Pending at the end of the preceding year.	Total Number of Appeals before the Court.	Disposed of.	Pending at the end of the year under report.					Pending at the end of the preceding year.
1	2	3	4	5	6	7	8	9	10	11	12	13	14	15
<i>Ratnagiri.</i>														
District and Sessions Judge's Court	12	11	7	2	5	1	435	185	244	69	3	84	..	..
Assistant Judge's Court	4	..	1	1	..	..	342	242	106	38	15	31	..	..
Subordinate Court of Ratnagiri	..	..	745	633	112	137	..	..	..	..	853	46	..	..
Do. Dápoli	..	..	1,547	1,171	376	408	..	..	..	..	1,361	170	8	..
Do. Chiplán	..	..	1,425	1,211	214	235	..	..	..	..	1,704	73	1	..
Do. Sangameshvar	..	..	1,099	786	313	330	..	..	..	..	1,390	101	39	..
Do. Rájapur	..	..	787	645	142	88	..	..	..	..	1,034	89	..	..
Do. Devgád	..	..	813	651	162	118	..	..	..	..	866	69	..	..
Do. Málvan	..	..	658	432	226	184	..	..	..	..	533	29	5	..
Do. Vengárla	..	..	546	405	141	118	..	..	..	..	440	33	..	..
<i>Dhárwar.</i>														
District and Sessions Judge's Court	37	99	3	2	1	..	339	204	135	77	1	25	..	..
First Class Subordinate Judge's Court, Dhárwar	..	..	762	574	188	189	..	..	..	..	578	65	4	..
Second Class Subordinate Judge's Court of Hávorí	..	..	1,132	897	235	318	..	..	..	..	1,016	49	14	..
Second Class Subordinate Judge's Court of Gadag	..	..	1,272	931	341	181	..	..	..	..	923	50	..	..
Second Class Subordinate Judge's Court of Hubli	..	..	869	684	185	124	..	..	..	..	534	43	..	..
<i>Kánara.</i>														
District and Sessions Judge's Court	13	33	3	2	1	1	361	115	246	146	9	30	1	4
Subordinate Court of Kárwar	..	..	628	471	157	149	..	..	..	..	384	45	10	..
Do. Honávar	..	..	749	577	172	95	..	..	..	..	689	97	6	..
Do. Kumta	..	..	704	535	169	215	..	..	..	..	484	84	7	..
Do. Sirsi	..	..	480	415	65	91	..	..	..	..	294	50	4	..
<i>Belgaum.</i>														
District and Sessions Judge's Court	41	33	2	2	..	1	314	206	108	76	8	110	..	..
Subordinate Court of Belgaum	..	..	1,333	1,044	289	275	..	..	..	..	1,153	98	7	..
Do. Chikodi	..	..	1,370	1,104	266	199	..	..	..	..	1,206	143	8	..
Do. Saundatti	..	..	558	477	81	82	..	..	..	..	434	52	..	..
Do. Athni	..	..	457	354	103	78	..	..	..	..	220	22	..	..
Cantonment Magistrate's Court	..	..	255	254	1	4	..	..	..	..	108	..	..	..
<i>Sholapur-Bijapur.</i>														
District and Sessions Judge's Court	49	68	21	12	9	14	604	226	878	261	11	168	7	5
First Class Subordinate Court of Sholapur-Bijapur	..	..	1,584	1,147	437	189	..	..	..	..	1,816	90	30	..
Second Class Subordinate Court of Bási	..	..	779	697	82	245	..	..	..	..	647	152	2	..
Second Class Subordinate Court of Pandharpur	..	..	645	503	142	172	..	..	..	..	590	66	..	..
Second Class Subordinate Court of Madha	..	..	381	291	90	99	..	..	..	..	597	29	..	..
Second Class Subordinate Court of Sitogola and Malsiras	..	..	735	556	179	224	..	..	..	..	363	43	1	..
Second Class Subordinate Court of Kárnála	..	..	300	212	88	68	..	..	..	..	352	40	1	..
Second Class Subordinate Court of Rágalkot	..	..	982	859	123	146	..	..	..	..	860	50	..	..
Second Class Subordinate Court of Bijapur	..	..	528	462	66	74	..	..	..	..	557	17	..	..
Second Class Subordinate Court of Muddebihal	..	..	565	434	131	74	..	..	..	..	385	32	1	..
Carried forward	156	214	24,725	19,433	5,292	4,926	2,395	1,178	1,217	667	22,411	2,315	155	1

Names of District.	CRIMINAL WORK.		CIVIL WORK.												REMARKS.
	Cases disposed of by the Sessions Court.	Appeals disposed of by the Sessions Court.	Original.				Appeals.				Execution Proceedings disposed of.	Order made after investigation, Column 43 of the Monthly Civil Returns.	Number of Original Suits pending more than a year at the end of the year under report.	Number of Appeals pending more than a year at the end of the year under report.	
			Total Number of Suits before the Court.	Disposed of.	Pending at the end of the year under report.	Pending at the end of the preceding year.	Total Number of Appeals before the Court.	Disposed of.	Pending at the end of the year under report.	Pending at the end of the preceding year.					
1	2	3	4	5	6	7	8	9	10	11	12	13	14	15	16
Brought forward ...	156	244	24,723	19,433	5,292	4,026	2,395	1,178	1,217	667	22,411	2,315	153	111	
<i>Poona.</i>															
and Sessions Judge's ...	53	61	9	6	3	6	761	154	283	479	14	269	2	52	
Judge's Court ...	10	...	...	...	...	...	...	324	...	...	...	...	...	...	...
ent Magistrate's Court ...	...	...	679	668	13	9	...	...	...	...	750	...	...	...	...
use Court ...	...	...	5,179	4,501	678	620	...	...	...	...	6,703	355	3	...	...
ate Court of Poona ...	...	...	1,486	1,114	372	407	...	...	...	...	2,179	430	6	...	...
Do. Vadgaon ...	...	...	978	750	228	158	...	...	...	...	1,815	32	...	...	...
Do. Junner ...	...	...	1,244	752	492	263	...	...	...	...	1,392	27	10	...	...
Do. Sásvad ...	...	...	512	426	86	98	...	...	...	...	620	75	...	...	...
Do. Khed ...	...	...	2,164	1,688	476	251	...	...	...	...	1,621	81	...	...	...
Do. Talegaon ...	...	...	453	249	204	109	...	...	...	...	761	27	2	...	...
Do. Pátas ...	...	...	378	244	134	98	...	...	...	...	598	11	2	...	...
Do. Indápur ...	...	...	159	87	72	64	...	...	...	...	130	5	5	...	...
f the Agent for Sardárs ...	...	...	9	2	7	3	1	1	...	...	7	7	2	...	...
f the Chief of Vinchúr ...	...	...	902	521	381	338	...	...	...	...	703	...	...	...	...
<i>Khândesh.</i>															
and Sessions Judge's ...	31	57	7	4	2	3	494	189	203	248	5	56	1	5	
nt Judge's Court ...	8	...	...	1	...	...	...	102	...	...	...	...	...	...	...
inate Court of Dhulia ...	...	...	3,273	2,921	352	703	...	...	...	...	6,118	100	1	...	...
Do. Yával ...	...	...	2,626	1,900	726	657	...	...	...	...	4,998	101	1	...	...
Do. Bhusával... ..	...	...	2,276	1,868	408	317	...	...	...	...	2,628	74	...	...	...
Do. Jalgaon ...	...	...	3,617	2,754	863	731	...	...	...	...	4,633	99	5	...	...
Do. Amalner ...	...	...	2,009	1,738	271	305	...	...	...	...	3,843	90	1	...	...
Do. Bhadgon ...	...	...	3,523	2,544	979	602	...	...	...	...	3,182	73	2	...	...
Do. Erandol ...	...	...	2,092	1,788	214	256	...	...	...	...	3,306	90	...	...	...
Do. Shirpur ...	...	...	2,493	2,128	365	243	...	...	...	...	4,432	60	...	...	...
Do. Nandurbár. ...	...	...	1,828	1,593	235	167	...	...	...	...	2,565	40	...	...	...
<i>Ahmednagar.</i>															
and Sessions Judge's ...	19	51	49	6	19	6	573	121	385	327	84	207	1	147	
nt Judge's Court ...	8	...	...	24	...	...	...	8	...	...	...	...	...	...	...
Class Sub-Judge A. P.'s ...	...	...	...	...	...	...	...	59	...	...	...	...	...	...	...
Class Subordinate Judge's ...	...	...	2,041	1,361	184	655	...	...	...	...	3,714	183	...	...	...
at Ahmednagar ...	...	...	...	496	...	...	...	...	...	...	...	...	...	...	...
Second Class Sub-Judge's ...	...	...	...	...	...	...	...	...	...	...	...	...	...	...	...
at Ahmednagar ...	...	...	...	...	...	...	...	...	...	...	...	...	...	...	...
Class Sub-Judge's Court ...	...	...	1,640	1,205	435	462	...	...	...	...	1,776	133	19	...	...
o. do. Akola ...	...	...	497	330	167	107	...	...	...	...	565	17	4	...	...
o. do. Nevásá ...	...	...	695	508	187	158	...	...	...	...	1,028	80	...	...	...
o. do. Kade ...	...	...	422	303	59	75	...	...	...	...	357	3	2	...	...
o. do. Karjat ...	...	...	376	272	104	74	...	...	...	...	320	7	...	...	...
o. do. Ráhurí ...	...	...	712	462	250	273	...	...	...	...	1,947	49	10	...	...
o. do. Párner ...	...	...	683	309	374	264	...	...	...	...	512	29	46	...	...
o. do. Shrigonda ...	...	...	222	170	52	40	...	...	...	...	369	50	...	...	...
o. do. Kopargaon ...	...	...	755	602	153	284	...	...	...	...	854	98	7	...	...
o. do. Shevgaon ...	...	...	428	331	97	106	...	...	...	...	754	39	...	...	...
ment Magistrate's Court ...	...	...	9	9	...	...	...	...	...	...	2	...	...	...	...
Ar's Court at Jávlí, Akol ...	...	...	62	45	17	23	...	...	...	...	80	...	...	...	...
nd Miri ...	...	...	...	...	...	...	...	...	...	...	...	...	...	...	...
<i>Sátdra.</i>															
and Sessions Judge's ...	28	12	14	8	5	1	791	203	477	432	2	107	...	133	
nt Judge's Court ...	6	...	...	1	...	...	...	111	...	...	...	...	...	...	...
Class Subordinate Court of ...	...	...	1,531	620	533	611	...	...	...	...	1,439	141	114	...	...
ub-Judge's do. ...	...	...	...	350	...	...	...	...	...	...	...	75	...	...	...
Do. do. ...	...	...	...	23	...	...	...	...	...	...	...	5	...	...	...
Class Subordinate Court ...	...	...	606	349	257	223	...	...	...	...	576	24	49	...	...
do. of Wáí... ..	...	...	1,761	745	496	709	...	...	...	...	1,262	123	6	...	...
do. Karád... ..	...	...	...	...	...	...	...	...	...	...	...	...	...	...	...
Carried forward ...	314	425	75,034	59,272	16,242	15,403	5,015	2,450	2,565	2,153	90,415	5,790	465	448	

One Sub-Judge Do.

Names of Districts.	CRIMINAL WORK.		CIVIL WORK.											
	Cases disposed of by the Sessions Court.	Appeals disposed of by the Sessions Court.	Original.				Appeals.				Execution Proceedings disposed of.	Order made after investigation, Colour of the Monthly Civil	Number of Orders pending more at the end of under report.	Number of Appeals more than a year at the end of the year.
			Total Number of Suits before the Court.	Disposed of.	Pending at the end of the year under report.	Pending at the end of the preceding year.	Total Number of Appeals before the Court.	Disposed of.	Pending at the end of the year under report.	Pending at the end of the preceding year.				
1	2	3	4	5	6	7	8	9	10	11	12	13	14	15
Brought forward ...	314	425	75,034	58,272	16,242	15,403	5,015	2,450	2,563	2,153	90,415	5,790	465	448
<i>Satara - continued.</i>														
Joint Sub-Court of Karad ...	...	...	...	520	...	...	...	...	...	...	...	10	...	...
Second Class Sub-Judge's Court of Rahimatpur ...	...	...	881	400	382	278	...	...	...	...	719	59	75	...
Do. do. Vita ...	...	...	807	516	291	213	...	...	...	...	541	53	13	...
Do. do. Ashta ...	...	...	1,740	587	609	608	...	...	...	...	950	60	69	...
Joint Sub-Judge do. ...	...	...	...	490	...	...	...	...	...	...	...	4	...	...
Second Class Sub-Judge's Court of Tasgaon ...	...	...	757	492	265	254	...	...	...	...	758	29	21	...
Do. do. Dahivadi ...	...	...	306	255	51	72	...	...	...	...	135	8	2	...
Do. do. Khatav ...	...	...	441	248	193	119	...	...	...	...	314	42	9	...
Do. do. Patan ...	...	...	495	304	131	178	...	...	...	...	291	9	4	...
Do. do. Modha ...	...	...	279	192	87	86	...	...	...	...	182	5	4	...
Jaghirdar's Court at Shora ...	...	...	23	14	9	12	...	...	...	...	17	1	...	...
<i>Nasik.</i>														
District and Sessions Judge's Court ...	17	10	7	6	1	2	421	261	160	211	5	58	...	...
First Class Sub-Judge's Court (Nasik) ...	...	...	3,120	2,491	629	593	...	...	...	...	4,076	312	20	...
Subordinate Court of Pimpalgaon ...	...	...	1,840	1,508	332	305	...	...	...	...	2,588	65	3	...
Do. Yeola ...	...	...	1,702	1,510	252	253	...	...	...	...	2,776	116	1	...
Do. Malgaon ...	...	...	2,053	1,656	379	319	...	...	...	...	2,312	56	...	...
Do. Sinnar ...	...	...	1,196	1,019	177	186	...	...	...	...	1,904	96	...	...
Do. Satana ...	...	...	1,698	1,408	230	172	...	...	...	...	2,858	147	...	...
Jaghirdar's Court at Chandari ...	...	...	60	64	6	17	...	...	...	...	121	5	...	...
<i>Thana.</i>														
District and Sessions Judge's Court ...	39	18	41	29	2	7	401	146	132	105	1	107	1	12
Assistant Judge's Court ...	0	...	...	30	...	...	...	109	...	...	18	3	...	...
First Class Sub-Judge A. P.'s Court ...	...	...	...	...	...	...	...	8	...	...	...	...	...	...
First Class Sub-Judge's Court, Thana ...	...	...	2,080	1,808	272	583	...	0	...	...	1,991	137	3	...
Second Class Subordinate Court of Kalyan ...	...	...	1,304	1,078	226	370	...	...	...	...	1,618	39	5	...
Do. Bhiwandi ...	...	...	1,121	870	251	215	...	...	...	...	2,170	64	...	...
Do. Murbad ...	...	...	758	673	85	179	...	...	...	...	1,652	21	...	...
Do. Panvel ...	...	...	1,423	1,180	237	390	...	...	...	...	2,450	136	19	...
Do. Bassein ...	...	...	803	673	130	144	...	...	...	...	1,244	65	...	...
Do. Dahamu ...	...	...	1,017	840	177	247	...	...	...	...	1,109	89	...	...
<i>Kolaba.</i>														
District and Sessions Judge's Court ...	5	11	4	1	3	1	300	115	103	114	1	37	1	12
Joint Sessions Judge's Court ...	8	...	...	...	...	...	...	...	...	...	...	...	...	...
Assistant Judge's Court ...	2	...	...	...	...	...	...	70	...	...	...	...	...	...
Thana First Class Sub-Judge's Court ...	...	...	...	...	...	...	...	10	...	...	...	...	...	...
Subordinate Court of Alibag ...	...	...	927	820	107	157	...	...	...	...	1,674	123	...	...
Do. Pen ...	...	...	1,350	1,162	188	301	...	...	...	...	2,607	119	...	...
Do. Mahad ...	...	...	1,824	1,538	286	457	...	...	...	...	3,193	131	27	...
<i>Surat.</i>														
District Sessions Judge's Court ...	25	33	13	10	3	5	199	117	82	79	8	81	...	...
Surat Small Cause Court ...	...	...	3,503	3,098	415	570	...	...	...	...	2,500	45	...	...
First Class Subordinate Court of Surat ...	...	...	406	252	154	137	...	...	...	...	563	42	14	...
Second Class Subordinate Court of Surat ...	...	...	1,062	873	189	221	...	...	...	...	1,496	13	3	...
Do. do. Balsir ...	...	...	2,354	1,957	397	275	...	...	...	...	2,482	31	5	...
Do. do. Olpad ...	...	...	895	840	55	162	...	...	...	...	1,411	38	1	...
Carried forward ...	416	506	113,572	89,869	23,503	23,469	6,336	3,292	3,044	2,662	139,210	8,246	765	472



Names of Districts.	CRIMINAL WORK.		CIVIL WORK.											16	
	Cases disposed of by the Sessions Court.	Appeals disposed of by the Sessions Court.	Original.				Appeals.				Execution Proceedings disposed of.	Orders made after investigation, Column 43 of the Monthly Civil Returns.	Number of Criminal Suits pending more than a year at the end of the year under report.		Number of Appeals pending more than a year at the end of the year under report.
			Total Number of Suits before the Court.	Disposed of.	Pending at the end of the year under report.	Pending at the end of the preceding year.	Total Number of Appeals before the Court.	Disposed of.	Pending at the end of the year under report.	Pending at the end of the preceding year.					
1	2	3	4	5	6	7	8	9	10	11	12	13	14	15	
Brought forward ...	416	500	113,372	89,869	23,503	23,469	6,336	3,292	3,044	2,662	139,210	8,240	765	472	
<i>Broach.</i>															
District Court of the Assistant Judge F. and Joint Session Judge ...	27	23	9	6	3	4	212	137	75	102	4	82	...	2	
Subordinate Cause Court ...	...	...	1,514	1,325	189	270	...	...	...	...	1,554	34	...	...	
Assistant District Court of ...	...	...	926	819	107	119	...	...	...	...	3,050	71	...	...	
Canton Do. ...	...	...	1,360	1,145	215	183	...	...	...	...	3,471	36	...	...	
Small Cause Do. ...	...	...	1,293	1,126	167	188	...	...	...	...	3,124	194	42	...	
Subordinate Do. ...	...	...	1,145	1,017	128	166	...	...	...	...	3,236	83	4	...	
<i>Ahmedabad.</i>															
District Court of the Assistant Judge's ...	42	183	60	40	17	54	444	118	273	445	11	254	0	136	
Assistant District Judge's Court ...	52	...	...	9	...	...	...	58	...	...	7	2	...	...	
All Cases Court (Ahmedabad and Nadiad) ...	...	...	6,076	5,118	958	980	...	...	...	...	6,851	362	5	...	
Subordinate Court of Ahmedabad ...	...	...	1,502	831	306	384	...	...	...	...	2,371	107	61	...	
Sub-Court of Ahmedabad ...	...	...	...	275	...	...	...	...	...	...	...	28	...	...	
Subordinate Court of Dholka ...	...	...	1,714	1,540	168	165	...	...	...	...	3,468	87	2	...	
Subordinate Court of Dhandhuka ...	...	...	...	...	...	...	...	...	...	...	...	...	...	...	
Subordinate Court of Gogha ...	...	...	1,362	1,302	60	70	...	...	...	...	2,432	45	...	...	
Subordinate Court of Viramgam, Kaira and Panch Mahals ...	...	...	1,397	1,290	107	123	...	...	...	...	2,130	42	...	...	
Court of Assistant Judge F. P. and Joint Sessions Judge ...	35	34	20	5	15	...	400	23	377	...	1	37	...	...	
Subordinate Court of Kaira ...	...	...	3,074	2,711	363	527	...	...	...	...	7,814	186	3	...	
Do. Umreth ...	...	...	1,848	1,743	105	141	...	...	...	...	3,088	63	2	...	
Do. Borsad ...	...	...	2,345	1,780	565	326	...	...	...	...	2,964	46	63	...	
Do. Nadiad ...	...	...	1,362	1,023	339	170	...	...	...	...	2,466	30	28	...	
Do. Kapadvanj ...	...	...	892	760	132	166	...	...	...	...	1,794	63	...	...	
Do. Godhra ...	...	...	919	830	89	127	...	...	...	...	797	23	...	...	
Do. Dohad ...	...	...	1,315	1,142	173	166	...	...	...	...	1,284	22	10	...	
Court of the Political Agent Kolhapur and Southern Maratha Country ...	...	...	1	...	1	...	...	...	...	...	3	...	...	...	
<b>Total</b> ...	<b>572</b>	<b>746</b>	<b>143,512</b>	<b>115,712</b>	<b>27,800</b>	<b>27,807</b>	<b>7,392</b>	<b>3,623</b>	<b>3,769</b>	<b>3,209</b>	<b>192,080</b>	<b>10,056</b>	<b>984</b>	<b>610</b>	

KRISHNAMUKHARĀM ĀTMARĀM MEHTĀ,

Acting Deputy Registrar.

Her Majesty's High Court of Judicature, Appellate Side, }  
Bombay, 23rd September 1880.