

# POLICE REPORTS

OF THE

## BOMBAY PRESIDENCY

FOR THE YEAR 1899.



Bombay:

PRINTED AT THE GOVERNMENT CENTRAL PRESS.

1900.

[Indian Price - Rs. 2.]

[English Price—3 Shillings.]

---

OFFICIAL AGENTS FOR THE SALE OF INDIAN  
OFFICIAL PUBLICATIONS.

*In England.*

E. A. ARNOLD, 37, Bedford Street, Strand, W.C., London.  
CONSTABLE & Co., 2, Whitehall Gardens, S.W., London.  
SAMPSON, LOW, MARSTON & Co., St. Dunstan's House, Fetter Lane, E.C.,  
London.  
P. S. KING & SON, 9, Bridge Street, Westminster, S.W., London.  
LUZAC & Co., 46, Great Russell Street, W.C., London.  
KEGAN PAUL, TRENCH, TRÜBNER & Co., Charing Cross Road, W.C., London.  
B. QUARITCH, 15, Piccadilly, W., London.  
WILLIAMS AND NORWICH, Oxford.  
DEIGHTON BELL & Co., Cambridge.

*On the Continent.*

FRANZ BECKHARDT, P., Carlstrasse, Berlin.  
OTTO HARRASSOWITZ, Leipzig.  
KARL W. HIRSEMANN, Leipzig.  
ERNEST LEROUX, 28, Rue Bonaparte, Paris.  
MARTINUS NIJHOFF, The Hague.

*In India.*

HIGGINBOTHAM & Co., Madras.  
THACKER, SPINK & Co., and W. NEWMAN & Co., Calcutta.  
THACKER & Co., LD., A. J. COMBRIDGE & Co., MR. SEYMOUR HALE, and  
CURATOR, GOVERNMENT CENTRAL BOOK DEPÔT, Bombay.

---

POLICE REPORTS

OF THE

BOMBAY PRESIDENCY

FOR THE YEAR 1899.



Bombay:

PRINTED AT THE GOVERNMENT CENTRAL PRESS.

1900.

Code and 5,605 under Class VI, as against 18,400 and 4,442, respectively, in the previous year. The increase is general in the three divisions, and is attributed chiefly to famine and plague. The increase under Indian Penal Code is 1,833 cases, which is made up of 764 cases in the Northern Division, 822 in the Central Division and 247 in the Southern Division. Under Class VI there is an increase of 1,163 cases, of which 754 cases belong to the Northern Division.

4. The total number of excluded cases under "All Classes" amounted to 8,589 as against 8,922 in the previous year. Their details are as under :—

	1899.	1898.
Not investigated ... ..	197	174
Struck off as false, mistaken or non-cognizable, before trial ... ..	6,331	6,385
Declared, after trial, never to have occurred or to be mistakes of law or fact.	1,650	1,712
Declared, after trial, to be non-cognizable ... ..	141	371
Compounded ... ..	270	280*
Total ... ..	8,589	8,922

\* Includes a few cases which were withdrawn or which ended by the death of accused, &c.

5. Of the 8,589 excluded cases, 561 were classed as "maliciously false" as against 638 in the previous year. In 128 cases Maliciously false cases. sanction to prosecute cases was applied for to Magistrates, and in 86 cases the sanction was accorded. In 69 cases prosecutions were undertaken as sanctioned by Magistrates, with the result that 26 cases ended in conviction, 27 in acquittal or discharge, and 12 were pending trial at the close of the year. In 11 cases prosecutions were withdrawn for want of evidence. In addition to the above prosecutions the Superintendents of Police, of their own motion, accorded sanction to the prosecution of complainants in 233 cases. Convictions were obtained in 51 cases, and 61 cases ended in discharge or acquittal. 66 remained pending at the close of the year. Last year, out of 638 cases, sanction of Magistrates to prosecute was applied for in 157 and granted in 97. Prosecutions were undertaken in 70 cases, of which 20 cases ended in conviction and 22 in discharge or acquittal, and 25 cases were pending at the close of the year. District Superintendents of Police accorded sanction to prosecute in 251 cases, with the result that convictions were obtained in 63 cases only. The above figures show a decrease of 77 in the number of maliciously false cases, but the percentage of conviction remained stationary at 13.

6. During the year, Section 250 of the Criminal Procedure Code was made use of in 37 cases as compared with 40 in 1898, and Vexatious complaints. 68 in 1897. Of the 37 cases 22 were in the Southern Division, 13 in the Central Division and only 2 in the Northern Division. The steady yearly decrease of action under this section would indicate that it is becoming a dead letter. In this connection I would invite attention to the directions contained in paragraph 6 of Government Resolution No. 846 of 3rd February 1900 on last year's Administration Report.

Real cases. 7. The number of real cases is as under :—

	1898.	1899.
Indian Penal Code ... ..	9,916	11,936
Class VI ... ..	3,603	4,959
Total ... ..	13,519	16,895

The increase is general in the three divisions, and will be seen from the following figures:—

Indian Penal Code cases:—

		1898.	1899.
Northern Division	... ..	2,956	3,840
Central	„ ..	4,637	5,513
Southern	„ ..	2,323	2,583
Total	... ..	9,916	11,936

*Class VI.*

		1898.	1899.
Northern Division	... ..	1,613	2,294
Central	„ ..	1,270	1,857
Southern	„ ..	720	808
Total	... ..	3,603	4,959

Real and false cases and their proportion to cases reported.

8. The following table will show proportion of real and false cases to cases for disposal during the year 1898 and 1899:—

		1898.	1899.
Cases for disposal	... ..	25,295	28,713
Cases excluded	... ..	8,922	8,589
Real cases for disposal	... ..	16,373	20,124
Proportion of cases for disposal to real cases.	... ..	64.72	70.08
Proportion of cases for disposal to cases excluded	... ..	35.27	29.91

*Note.*—As figures of true reported crime are not obtainable from the statement, total number of cases for disposal has been taken. The above figures indicate that only one-third of the total number of cases for disposal did not fall within the cognizance of the Police. The tendency to make false complaints is the least in the Northern Division and highest in the Southern Division, the figures of proportions being 23.7 in the former and 41.2 in the latter.

Proportion of true crime to population.

9. The following table shows the proportion of true crime to population:—

Year.	True crime for disposal—All Classes.	Population.	Proportion.
1899	20,124	15,163,506	753.5
1898	16,373	15,163,506	926.1

Proportion of crime to Police. 10. Proportion of crime to Police is shown below:—

Year.	Reported crime (vide Column 49 of Statement E).	Police strength (vide Columns 32 and 33 of Statement E).	Proportion.
1899 ... ..	32,632	9,829	3.31
1898 ... ..	30,145	8,634	3.49

11. During the year under report the Police sent 14,379 cases for trial as against 12,138 in the previous year. Including 774 cases pending in Courts at the close of last year, the number of cases to be tried during the year was 15,153 as against 12,810 in the preceding year. 13,738 cases were tried, of which 11,151 ended in conviction, giving a percentage of 81.16 as against 77.31 in the previous year. Under Indian Penal Code alone the number of cases for trial during the year was 9,586 as against 8,430 in the previous year; 8,456 cases were brought to trial during the year, 6,479 ending in conviction and giving a percentage of 76.62 as compared with 73.20 in 1898. The percentage of cases ending in conviction to cases tried under Class VI is 88.45 as against 84.10 in the previous year.

The improvement in percentages indicated by the above figures is also noticeable under different classes as shown below:—

	Percentage of cases convicted to cases tried.	
	1893.	1899.
Class I ... ..	62.34	66.30
Do. II ... ..	61.63	63.14
Do. III ... ..	72.66	74.24
Do. IV ... ..	35.48	39.13
Do. V .. ..	77.96	81.04

12. The number of real cases has, during the year, increased from 9,916 to 11,936. This increase is general in the three divisions, of which the Northern Division is responsible for an increase of 884 cases, chiefly due to the rise in offences against property arising out of the prevailing distress.

In the Southern Division more than one-third of the total amount of real crime, *viz.*, 2,583 cases, occurred in the Dhárwár District. Of the 5,513 cases occurring in the Central Division, Khándesh alone is responsible for 2,649 cases.

Pending cases. 13. Pending cases are summarised below:—

	NUMBER OF PENDING CASES AT THE CLOSE OF 1899.	
	Number under investigation by the Police.	Number under disposal by Magistrates.
All Classes ... ..	1,353	2,214
Indian Penal Code ... ..	1,229	2,015

The total number of pending cases under "All Classes" has increased from 2,873 in 1898 to 3,567 in the year 1899. The increase is more or less noticeable in all the divisions.

Serious crimes generally.

14. The following table compares serious crimes reported during the years 1898 and 1899 :—

	1898.	1899.
Murders, including attempts at murder and culpable homicide. ...	378	425
Dacoities ...	519	1,007
Highway robberies ...	164	159
Total ...	1,061	1,591

Of the 425 murders, &c., 124 were committed in the Northern Division, 152 in the Central Division and 149 in the Southern Division. Under dacoities, the largest number, *viz.*, 732, occurred in the Central Division alone, the Northern Division contributing 74 and the Southern Division 201. Of the total increase of 488 dacoities, the Central Division is responsible for 360, which is attributed to prevalence of famine. The increase of 100 dacoities in the Southern Division is found in the Kánarese Districts, and is attributed to scarcity and evacuation of plague-infected houses. The number of highway robberies remains almost stationary. Of the total number of 159 cases, 136 occurred in the Central Division.

No mention has been made of professional crimes in the Southern Division. In the Northern and Central Divisions it is reported that no crime of professional nature was committed during the year. There are professional criminals such as Bhámpas and Takaris in the Poona and other districts, but their depredations were, the Commissioner remarks, entirely confined to railways and distant provinces.

The remarks made by the Commissioners on this head as concerns their respective divisions do not require to be supplemented.

Visitation of serious crimes.

Sessions cases and persons.

15. The results of the Sessions cases are shown in the following table :—

Year.	Number of cases committed during the year, including those pending from preceding year.	Number of cases tried during the year.	Number of cases ending in conviction.	Number of cases ending in discharge or acquittal.	Number of cases pending.
1899 ...	865	682	460	213	179
1898 ...	895	761	554	206	123

The percentage of cases ending in conviction to cases tried has decreased from 72 in 1898 to 67 in the year 1899, while the number of pending cases is larger. In the above cases 3,860 persons were concerned, of whom 2,775 were tried. 1,460 persons were convicted and 1,315 were acquitted or discharged and 1,065 pending trial before the Courts at the end of the year.

16. Out of 28,713 cases for disposal during the year, 4,206 were classed as undetected, giving a percentage of 14.64 as compared with 13.63 in the previous year.

Undetected cases.

17. The total number of crimes reported to the Police during the year under report was 20,393 as against 19,465 in the previous year, 20,349 having been taken up by the Police upon the report and only 44 under Magistrate's order after investigation had been refused by the Police.

General results of working  
(as gleaned from Statement  
A, Part III).

The Station officers of their own accord took up 5,445 cases for enquiry, making the total number of Police cognizable cases committed during the year 25,838 as against 22,842 in the preceding year. Including 2,101 cases which were under investigation by the Police at the beginning of the year, the number for disposal was 27,939 as compared with 24,623 in the year 1898, or an increase of 3,316 cases. With the exception of 197 cases in which they refused to investigate, all these cases were investigated by the Police. Of the 27,742 cases which were investigated by the Police, in 6,644 cases no arrests were made, and the papers were sent to Magistrates for final orders, with the result that 6,331 cases were ordered by Magistrates to be struck off as false, mistaken, or non-cognizable, and in 305 cases the Magistrates sent for the accused and tried them, but in 71 cases only were convictions obtained. 4,206 cases were classed as undetected, giving a percentage of 15 to the total number investigated, as against 14 in the previous year.

1,269 cases were pending under investigation at the close of the year as against 1,030 at the close of the previous year, the rise being due to general increase in crime. Altogether 14,379 cases were brought before Magistrates for trial during the year and 774 cases were pending before Courts at the beginning of the year, making a total of 15,153 cases. Of this number 11,151 cases ended in conviction, giving a percentage of 81.16 as compared with 77.31 in the year before. Considering the difficulties of the year and the large increase in the number of cases to be dealt with, the above results must be regarded as satisfactory. 1,650 cases were declared as false after trial, and in 141 cases the Magistrates declared, after trial, that a non-cognizable offence was committed. The results under several classes are compared below:—

Classes.	Pending cases.	No. of cases reported to the Police.	No. of cases taken up by Station Officers.	Total.	No. of cases investigated.	Cases excluded.	Cases classed as undetected.	No. pending.	Cases sent for trial during the year.	Pending before Courts at beginning of the year.	Total.	Convicted.	Acquitted or discharged.	Percentage convictions.	Pending before Courts at the end of the year.	
Class I ...	1898...	84	449	133	616	613	331	17	270	18	285	154	93	62.34	30	
	1899...	57	439	147	643	637	304	17	270	20	308	181	92	66.30	30	
Class II ...	1898...	176	1,840	204	2,220	2,214	1,067	126	127	1,241	127	1,368	649	404	61.63	151
	1899...	264	1,797	239	2,290	2,289	1,070	158	189	1,219	154	1,373	639	373	63.14	167
Class III ...	1898...	696	4,946	848	6,090	6,067	1,723	1,022	429	1,803	166	1,969	1,255	472	72.60	219
	1899...	845	6,042	624	7,511	7,482	1,851	2,608	626	2,141	216	2,357	1,459	506	74.24	371
Class IV ...	1898...	14	103	35	242	237	169	9	8	85	7	92	22	40	35.43	10
	1899...	19	161	31	211	209	148	9	7	69	10	79	18	23	39.13	10
Class V ...	1898...	784	9,556	696	11,036	10,901	4,953	1,327	423	4,536	120	4,716	2,617	994	77.96	134
	1899...	875	9,773	979	11,627	11,478	4,697	1,295	424	5,329	139	5,468	4,181	978	81.04	240
Class VI ...	1898...	77	2,481	1,061	4,619	4,517	738	42	26	4,203	177	4,380	3,465	653	64.10	229
	1899...	51	2,180	3,425	5,636	5,652	459	35	41	5,341	226	5,567	4,672	810	69.46	230

Referring to more important heads of crime, there were 425 cases of murders, including attempts at murder and culpable homicides, as compared with 378 in the previous year. The number of dacoities increased from 519 in 1898 to 1,007 in the year under report. No less than 499 cases remained undetected. Of the 176 cases of highway robbery for disposal, 79 remained undetected. Cases of house-breaking and lurking house-trespass increased from 3,761 to 4,462, and more than one-third of the number remained undetected.

18. Altogether 3,129 cases were reported under these Acts; 664 of them were detected and investigated by the District Police. 610 were brought to trial, 579 ending in conviction and 43 in discharge or acquittal. The details are as under:—

Action of the Police in dealing with offences under Abkari, Salt, Customs and Opium Laws.



Laws.	Cases reported.	Cases detected and investigated by the District Police.	Cases brought to trial.	Cases convicted.	Cases discharged or acquitted.	Cases pending.
A'bkári ...	2,239	393	378	332	32	14
Opium ...	132	44	39	36	2	1
Salt ...	757	226	222	210	9	5
Customs ...	1	1	1	1	...	...
Total ...	3,129	664	640	679	43	20

19. The total number of persons arrested by the Police during the year was 28,242 as against 22,327 in the year 1898. This number comprises 27,617 persons arrested by the Police *suo motu* and 595 under Magistrates' orders as compared with 21,681 and 646, respectively, in the preceding year. 617 persons were released after arrest, giving a percentage of 2·2 as compared with 2·8 in the previous year. 1,159 persons appeared under orders of Magistrates. Including this number, and the number of persons pending from the previous year, the total number for disposal was 31,509 as against 25,330 in the year before. Of this number 27,195 were tried, of which 18,482 were convicted and 8,049 discharged or acquitted. The percentage of persons convicted to tried was 69·66 as against 66 in the previous year. The percentage results under Classes III and V, which relate to offences against "Property," show a small improvement, but under Class II there is a falling off of 4 per cent. The results under Indian Penal Code and Class VI are given below :—

	Indian Penal Code.		Class VI.	
	1898.	1899.	1898.	1899.
Total number of persons for disposal ...	20,015	24,993	5,815	6,516
Number tried ...	17,602	21,008	5,038	6,180
Number convicted ...	10,288	18,158	4,165	5,324
Percentage of persons convicted to tried ...	58·44	82·63	82·67	86·02
Persons released ...	475	667	44	60
Percentage of persons released to persons arrested (column 9) ...	2·8	2·6	·9	·8

20. The number of direct cases taken up by Magistrates has decreased from 7,287 in 1898 to 6,810 in 1899. Including 442 cases of previous year, the number of cases for disposal during the year was 7,252 as against 7,641 in the previous year. No less than 1,053 cases were referred to the Police for investigation, of which number only 93 ended in conviction. 903 cases were dismissed after investigation and 172 after examining the complainants. Of the 7,252 cases for disposal, in 1,080 cases, complaints were dismissed and 37 were declared non-cognizable or never to have occurred or to be mistakes of law or fact, leaving 6,135 real cases for disposal. The percentage of cases excluded to cases for disposal is 15, the same as in the previous year. Altogether 5,000 cases were tried and 2,906 ended in conviction, giving a percentage of 58 as against 56 in the year before. 135 cases were under investigation and 196 under trial at the close of the year under report, as against 73 and 358 at the close of the previous year

21. In connection with direct cases, 12,617 persons appeared before Courts during the year and 498 persons were pending from previous year, making the total of 13,115 persons for disposal during the year as against 13,752 in the previous year. 10,979 persons were tried, of whom 5,552 were convicted, giving a percentage of 51·03 as compared with 48·04 in the previous year. 462 were pending trial at the close of the year as against 474 in the previous year. There is a decrease of 579 in the number of persons arrested during the year which is noticeable under all classes,

except Class VI, where the number has increased from 4,953 to 5,193 in the year under report.

22. The total amount of the property stolen in cognizable cases during the year was Rs. 12,17,091 as compared with Rs. 12,14,661-12-8; of this amount Rs. 4,98,452 was recovered as against Rs. 5,80,718-6-10, giving a percentage of 40 as compared with 47 in the previous year. Property was stolen in 10,805 cases and recovered in 7,848 cases, giving a percentage of 72·63 as against 72·82 in the previous year. Rs. 12,670 worth of property was stolen in non-cognizable cases and 5,523 were recovered, giving a percentage of 43·59 as compared with 47·80 in the previous year.

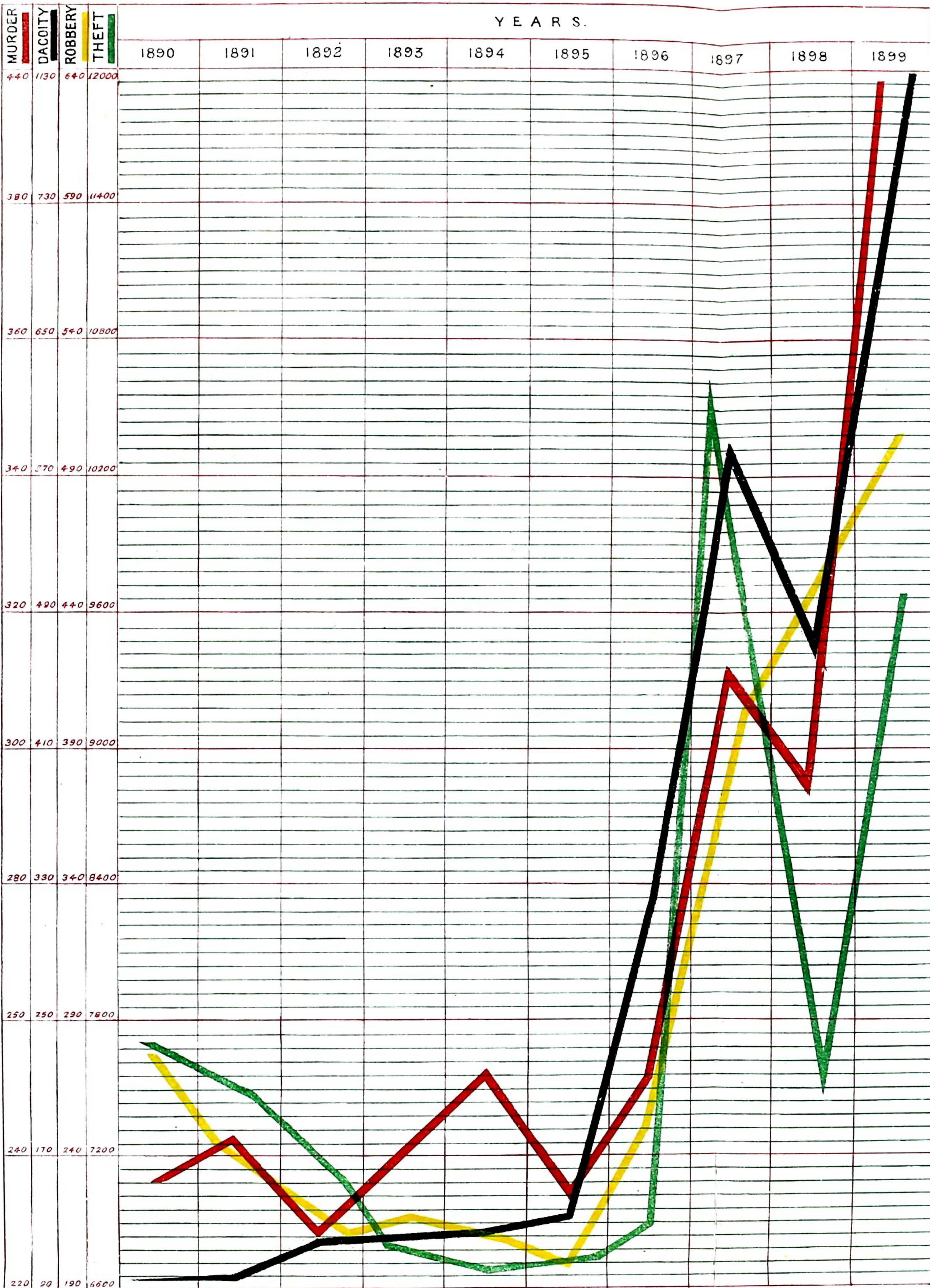
23. I have attached to the report one crime chart and 2 maps. The first, marked A, shows the trend of true reported serious crime in the Presidency for the ten years ending 1899. The figures for the first nine years have been taken from column 6 of Supplementary Statement No. I and for the year 1899 (Supplementary Statement No. I having been abolished and the information about true reported crime being not obtainable) from Statement A, Part III, *viz.*, the number of true crime for disposal. The figures for the first nine years include cases referred to the Police for investigation by the Magistrates, and as the number of such cases are not shown in Statement A, Part III, requisite information has been taken as far as possible from Statement A, Part I, in order to make the comparison of the figures of previous years more accurate. It will be seen from this chart that concurrently with famine in 1897 the figures of all crime rose considerably over those for the previous seven years when good harvest prevailed. In 1898, with the return of favourable seasonal conditions, a corresponding drop began to take place in all crimes except robbery. The decrease was, however, arrested by the impending famine of 1899, and all crime again began to rise rapidly, attaining by the end of the year a much higher level in regard to dacoities and murders than had been previously reached. This is probably due to the fact that the impending calamity was far more widespread, and threatened to be more intense in its severity. The increase in murders is no doubt due to cases of dacoities and robberies in connection with which they took place. The continued rise in robberies since 1896, it is difficult to satisfactorily account for.

Of the 2 maps, that marked B shows the relative criminality of each district in proportion to population for all cognizable crime, while map C shows relative criminality in regard to serious crime without reference to population. From these it will be seen that both as regards "all cognizable crime" and "serious crime," Khándesh has been, during the year under report, the most criminal district in the Presidency. Ratnágiri and Belgaum in the Southern Division have been freeest from crime of either description. In regard to serious crime, Dhárwár has been, after Khándesh, the most criminal district. Surat and Panch Maháls have been the least criminal districts in the Northern Division. There was more serious crime in Khándesh than in all the rest of the districts of the Central Division put together.

24. The following is an abstract of information contained in Statement B, Parts I and II, regarding non-cognizable crime;—

CASES.						PERSONS.							
Total number of cases.		Number of cases in which the Police were employed.		Percentage of cases in Column 3 to those in Column 2.		Number of persons appearing before the Courts.		Convicted.		Acquitted or discharged.		Percentage of persons convicted to those appearing before the Courts.	
1		2		3		4		5		7		8	
1898.	1899.	1898.	1899.	1898.	1899.	1898.	1899.	1898.	1899.	1898.	1899.	1898.	1899.
170,650	197,25	837	889	49	31	251,427	302,256	45,706	82,818	66,321	76,729	16·17	17·67

Crime Chart of Murder, Dacoity, Robbery, and Theft in the Bombay Presidency Proper for the years ending 1899.



The figures on the left of the green lines represent No of cases, and the green line indicates in the case of Murder 2 cases, Dacoity 8 cases, Robbery 5 cases, and Theft 60 cases.

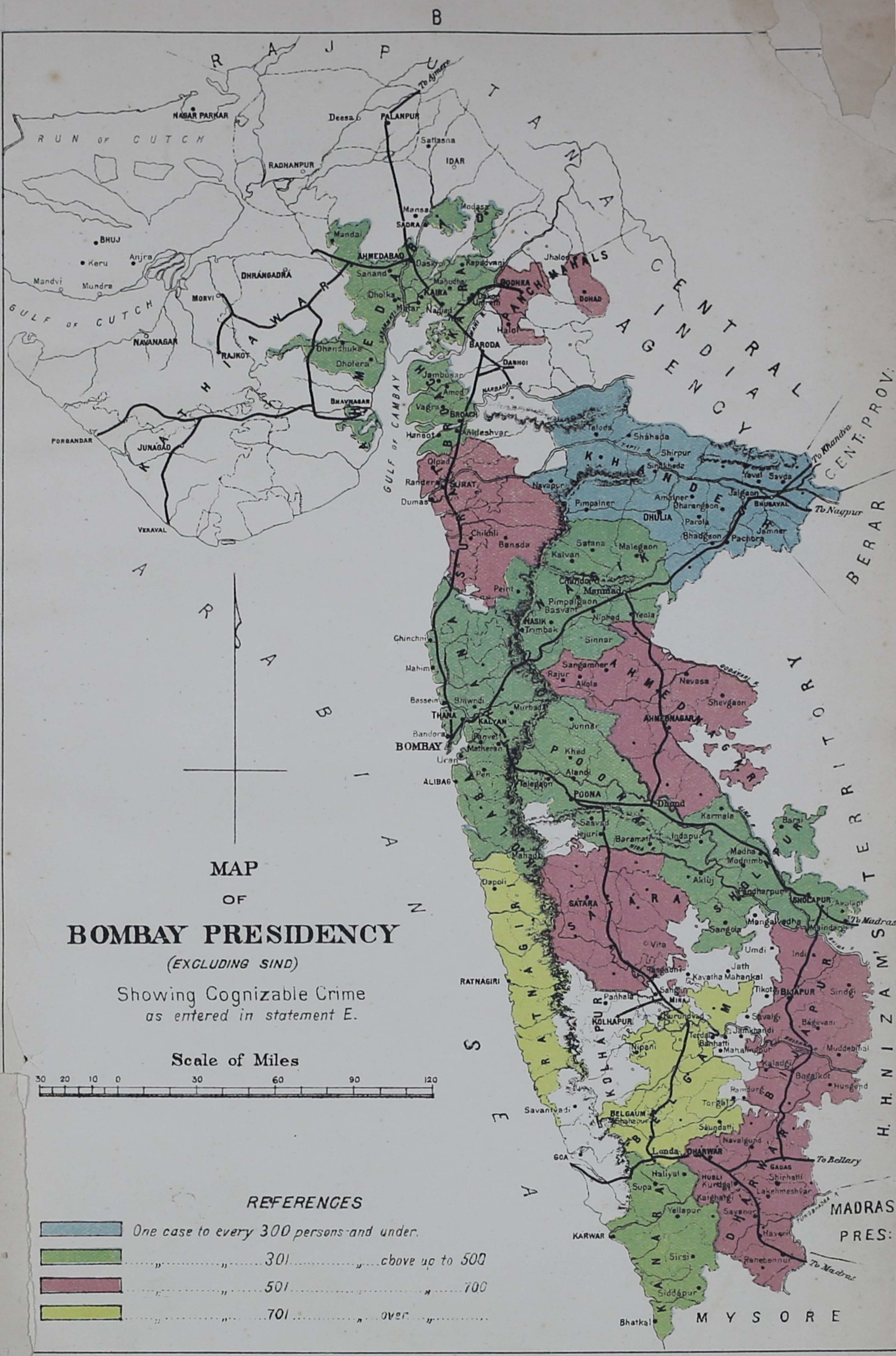


NOTE.—The Scale of graduation in the first Compartment on the top for the year 1899 is as given below.

- Murders.....6 cases per green line.
- Dacoities.....40 cases per green line.
- Robberies.....The same i.e. 5 cases per green line.
- Thefts..... The same i.e. 60.....

**ABSTRACT.**


	Total No. of true cases for 5 years ending 1894.	Total No. of persons convicted under these Heads during 5 years ending 1894.	Total No. of true cases for 5 years ending 1899.	Total No. of persons convicted under these Serials during 5 years ending 1899.
Murder	1,199	579	1,523	622
Dacoity	545	202	2,619	617
Robbery	1,155	437	1,797	583
Theft	35,762	17,968	41,381	21,306



**MAP OF BOMBAY PRESIDENCY**  
(EXCLUDING SIND)

Showing Cognizable Crime as entered in statement E.

Scale of Miles



**REFERENCES**

	One case to every 300 persons and under.
	301 ..... above up to 500
	501 ..... 700
	701 ..... over



The table shows a further increase of 7,559 in the number of non-cognizable offences reported this year. The increase is chiefly found in the Southern Division, while the Northern Division shows a decrease. The percentage of cases in which the Police were employed to make enquiries has fallen from 46 to 31. The percentage of cases ending in conviction to cases tried was 73 as compared with 71 in the previous year. In connection with non-cognizable offences, 302,255 persons appeared before Courts as compared with 282,497 in the previous year. 52,818 were convicted and 75,729 discharged or acquitted. The percentage of persons convicted to persons appearing before Courts was 17.17 as against 16.17 in the previous year.

Habitual criminals.  
Bad characters.

25. The following comparative table shows the number of persons dealt with under Chapter VIII, Criminal Procedure Code:—

NUMBER OF PERSONS				Remarks.
Brought before the Magistrate under Chapter VIII.		Required to give security.		
1898.	1899.	1898.	1899.	
1,664	2,311	1,089	1,742	

The above figures show a still further increase in the number of proceedings undertaken during the year under report. The increase is especially noticeable in the Northern and Southern Divisions, and indicates a stricter supervision over bad characters. Of the 1,742 persons who were ordered to give security during the year under report, 674 furnished it and 1,068 went to jail in default. These results show an improvement on the previous year, when out of the 1,089 persons 384 furnished security and 705 went to jail.

Habitual offenders.

26. The following table gives the number of accused persons who were identified as having been previously convicted and those who were adjudged as habitual offenders:—

Year.	Number of accused convicted under "All Classes."	Number of accused convicted under Indian Penal Code.	Number of persons identified as having been previously convicted.	Number of persons classed as habitual offenders.	Remarks.
1899 ...	18,482	13,153	1,627	684	
1898 ...	12,620	9,941	1,570	651	

The percentages of persons identified as having been previously convicted and those classed as habitual offenders to those convicted in Indian Penal Code cases during the year show a falling off from 15 and 6, respectively, in 1898 to 12 and 5 in the year under report.

Criminal classes and influx of suspicious foreigners.

27. The Commissioners have made their remarks on the head of "Criminal Classes" and I have nothing to add. No influx of suspected foreigners was reported in the Central and Southern Divisions, but in the Northern Division some suspicious foreigners were noticed in the Surat City and were considered responsible for certain crimes committed there.

Application of Regulation XII of 1827.

28. In the Northern Division provisions of these regulations were made applicable in the Kaira District alone, where 15 cases were dealt with under these regulations; in the Southern Division, 4 cases were dealt with in Dhárwár and 1 in Belgaum. In the Central Division no cases are reported.

29. (1) No change has taken place in the sanctioned strength of the staff employed in this branch of my office, which still consists of one Inspector, 3 Head Constables 1st Class, and one Clerk.

Criminal  
Department.

Identification

(2) The new system of identification of criminals by means of finger-tip impressions was introduced last year, but the old system of anthropometry still continues, there being several thousands of anthropometrical cards in the Central Bureau. Until all these cards are replaced by finger-tip impression slips, both systems must be worked concurrently. Anthropometrical measurement cards are only prepared when references are made to the Central Bureau for the purpose of identifying old offenders from the records of the Central Bureau.

(3) For working the finger impression system, there is for each district a Police officer styled "Chief Operator," who is placed in charge of the criminal identification work of the district and whose duty it is to prepare finger impressions of convicts for record and identification, and to report subsequent convictions of old offenders to the Central Office for being entered in the slips of the persons concerned. A Police officer has also been appointed for each taluka and petha in this connection and is styled "Operator." He takes finger impressions of suspects and undertrial prisoners in his taluka for the purpose of ascertaining their past history. The criminal identification work of each district is periodically examined and checked by the Inspector in charge of the Central Bureau assisted by his staff, who visit the various districts for the purpose.

(4) No measurement cards were prepared for the purpose of transmission to the Central Office for record during the year, but 931 measurement cards had to be prepared together with their corresponding impression slips for the purpose of identifying old offenders. These slips and cards are not retained in the Central Bureau but returned to the officer who sent them with the remark "traced" or "not traced," and in the former case with a record of previous convictions.

(5) The number of anthropometrical cards in the Central Office at the end of 1898 was 27,020. None were received for record during the year under report, but 4,000 cards were replaced by finger impression slips, leaving 23,020 cards in the Bureau at the end of 1899. The number of slips received in the year 1898 was 6,630 and 8,747 during the year 1899, making a total of 15,377. Of this number, 217 slips were destroyed during the year on account of deaths of convicts and ex-convicts, leaving 15,160 in the Bureau for record at the close of the year.

(6) Of the 8,747 slips, 1,419 were received from the City of Bombay, 9 from the North-Western Provinces, 1 from Lower Provinces and the rest from the districts in this Presidency. Of the total number of 15,160 slips in the Bureau, 13,960 are of ex-convicts and 1,200 prisoners in jails. Duplicate impression slips of 7,318 convicts were sent to the Criminal Identification Department of the City of Bombay and 17 to other Provinces, as detailed below:—

Central Provinces ...	...	...	...	...	3
Hyderabad Assigned Districts ...	...	...	...	...	2
North-Western Provinces ...	...	...	...	...	3
Punjab ...	...	...	...	...	8
Madras ...	...	...	...	...	1
					<hr/>
				Total ...	17

(7) The number of cases sent for identification in the year 1899 was 931 as against 595 in the previous year, including 203 cases of foreigners to this Presidency. 104 cases comprising 26 of foreigners were traced as compared with 89 in the year 1898, giving the percentage of successful cases as 11 compared to 14 in the previous year. The falling off was due to a large number of cases of foreigners being sent up for identification and to the fact that no less than 103 cases were traced locally without reference to the Central Bureau.

Of the 104 cases traced, 82 were traced by means of measurement cards and 22 by means of impression slips; of that number, in 55 cases the accused received enhanced punishment, in 10 cases the same amount of punishment, in 21 they received less punishment, and in 14 cases the accused were discharged or acquitted. Four cases remained to be disposed of on the 31st December 1899. The following figures give the number of persons identified each year by means of anthropometry and finger-tip impression since the system was started in 1895 and are instructive as showing the yearly increasing utility of the system:—

					Cases.
1895	...	...	...	...	2
1896	...	...	...	...	41
1897	...	...	...	...	57
1898	...	...	...	...	89
1899	...	...	...	...	104
1900 up to 2nd June	...	...	...	...	105

(8) Altogether 114 accused were identified locally by Chief Operators without reference to the Central Office, as against 199 in 1898 and 265 in 1897. This falling off is probably due to a larger number of deaths, which have occurred among old offenders, owing to plague and famine, and to some of them having left their villages owing to plague infection.

30. The number of prisoners who escaped from Police custody and lock-ups was 90 compared with 129 in the previous year. 69 Escapes and recaptures. were recaptured and 21 were at large at the close of the year. During the year a dacoit convict who had escaped from the Magistrate's lock-up in Kánara in 1896 was recaptured in Mysore.

31. There are 2 Court Prosecutors in the Northern Division, 4 in the Central Division, and none in the Southern Division. Police Establishment, Court Prosecutors and Court Jamádárs. They conducted during the year 652 cases as compared with 596 in 1898. 505 ended in conviction as compared with 479 in the previous year; the percentage of cases convicted to cases conducted being 77 as against 80 in the previous year. Where Court Prosecutors have been appointed, District Magistrates are practically unanimous that the appointments have tended to prevent failure of prosecutions, and Government have been pleased to recognise in their Resolution No. 1608 of 3rd March 1900 that the system is worthy of extension when funds permit.

There were 218 Court Jamádárs as against 195 in the previous year. They conducted 5,979 cases as against 4,673 in the year 1898, obtaining convictions in 4,847, or 81 per cent., as against 3,642, or 78 per cent., in the previous year. It may be remarked that in the year 1896 the percentage of convictions obtained by these officers was 72, in the years 1897 and 1898 it stood at 78, and in 1899 it has improved to 81 per cent. The number of accused persons prosecuted by these officers in 1896 was 3,691 and in 1899 it has increased to 5,979 with an improvement of 9 per cent. in convictions. These figures indicate that not only has the utility of Court Jamádárs been more fully recognised, but that the quality of their work has materially improved, until during the year under report they are able to show even higher percentage of convictions than Court Prosecutors.

32. The total sanctioned strength in the Presidency Proper, as shown in Statement E, comes to 15,605 as against 15,579 in the previous year. The increase is chiefly due to the addition to the Police force of the Ahmedabad District. The Presidency force was maintained at a cost of Rs. 28,68,914 as against Rs. 28,48,034 in the previous year. In addition to the sanctioned strength, extra Police were employed for plague and famine duty, the number of which varied between 803 and 1,281.

The following table shows the strength and proportion of Police to area and population engaged on prevention and detection of crime:—



Year.	Sanctioned strength.	Employed on prevention and detection of crime.	Area in square miles.	Population.	Proportion of Police engaged on prevention and detection of crime.	
					To Area.	To Population.
1899 ... ..	15,605	9,829	77,453.4	15,163,506	7.88	1,542.68
1898 ... ..	15,579	8,634	77,443.4	15,163,506	8.97	1,756.25

Distribution. 33. The force was distributed as follows :—

Engaged in prevention and detection of crime	...	...	9,829
Jail Guards	...	...	201
Treasury and Miscellaneous Guards	...	...	2,898
Town duties	...	...	340
Cantonment duties	...	...	191
Employed in Courts	...	...	185
Reserve	...	...	1,913
Inspector-General of Police, Superintendents and Assistant Superintendents of Police, including Police Probationers	...	...	29
Total	...	...	15,586

*Note.*—The discrepancy of 19 is due to the Superintendent's office establishments in the Southern Division not being shown in the columns of Statement E showing distribution of the force.

34. The total number of punishments inflicted during the year was 2,370, comprising 132 dismissals, 2,131 other departmental punishments and 107 judicial punishments. Last year the number was 2,418, comprising 168 dismissals, 2,107 other departmental punishments and 143 judicial punishments.

35. 144 policemen were rewarded by promotion against 180 in the previous year. The number of money rewards, including good-conduct tickets, was 3,591 as compared with 3,719 in the preceding year.

36. The percentage of sickness was 42.55 against 43.28 in the previous year and 38.32 in the preceding year.

37. There were 415 deaths as compared with 337 in the previous year. The increase is due to plague, 249 officers and men having died of plague as compared with 181 in the year 1898. The percentage of deaths to actual strength of the Police was 2.72 as compared with 2.22 in the previous year.

38. Education shows an improvement; there being during the year 2,406 educated officers and 5,606 educated men in the force as compared with 2,390 and 5,314, respectively, in the previous year. The percentage of education among officers was 71.52 and among men 46.64 as against 71.06 and 44.29, respectively, in the previous year. The percentage of education among officers and men together was 52.08 as against 50.15 in the previous year.

39. Police Training Schools were started in nearly all the districts during the year, but many of them had to be discontinued temporarily owing to the heavy calls made on the Police establishments over the greater part of the Presidency in connection with plague and famine measures. In some of the schools which have been open sufficiently long to enable candidates to go up for their examination, the results obtained are encouraging. I have now submitted proposals to Govern-

ment for the establishment of a Central Presidency Training School intended especially to train young men of good family, intelligence, and educational attainments, for the higher grades of the Police service. In regard to this, Government have called for further particulars as to probable initial and annual cost.\*

40. The subjoined table gives the different castes of the officers and men composing the force as compared with 1898:—

Castes.	Officers.		Men.	
	1898.	1899.	1898.	1899.
Christians ... ..	69	78	72	73
Mahomedans ... ..	1,109	1,074	3,810	3,876
Bráhmíns ... ..	500	491	1,003	1,084
Maráthas ... ..	842	814	3,606	3,517
Rájputs ... ..	103	102	331	337
Bhils ... ..	109	185	574	998
Kolis ... ..	64			
Pársis, Jews and Zoroastrians ... ..	43	47	21	19
Sikhs and Gurkhas ... ..	1	3	2 <sup>r</sup>	...
Lingáyats and Jains ... ..	47	42	127	161
Banias ... ..	17	24	26	23
Hindus of other castes ... ..	440	459	1,775	1,813
Total ...	3,314	3,319	11,811	11,934

Maráthas and Mahomedans continue to form a large proportion of the force; while there is a slight increase of Bráhmíns among the men.

41. There were 127 vacancies at the end of the year under report as against 232 at the end of the previous year. This improvement must be attributed more to stress of famine, I fear, than to increased popularity of Police service. 1,433 officers and men were enlisted during the year, of whom 889 were educated.

Recruiting.

Resignations.

42. There were 327 resignations as against 351 in the preceding year.

43. 267 men qualified as marksmen in the year 1899 as compared with 273 in the previous year. Except Panch Maháls, which was exempted, all districts competed. The Commissioners have recorded their remarks regarding the drill and ball practice of the Police in their divisions. I need, therefore, say nothing further on the subject than that when on my tour of inspection, I pointed out to the Superintendents of the different districts visited such defects and shortcomings in regard to the drill of their men as came under my observation, sending a copy of my notes in regard to the same to the Commissioners for their information. The yearly competition shootings showed that there was much room for improvement in the shooting of most of the districts. My remarks on each district were communicated at the time to each of the districts concerned.

44. In the early part of the year, plague measures which necessitated houses and streets being vacated and their inmates being scattered about the country with insufficient protection, afforded opportunities of plunder to the local bad characters, while towards the latter part of the year, scarcity and impending famine over the greater part of the Presidency drove the destitute and predatory classes to crime. Both these disturbing factors have thrown much additional work on the

\* Since submitted. *Vide* this office No. 9941, dated 20th August 1900.

Police, and though crime has, as might have been expected under the circumstances, increased considerably, the efforts of the Police to cope with it have been attended with a fair amount of success. Percentages of convictions, both as regards cases and persons, have been more than maintained. There has been a falling off of 7 per cent. in recoveries of stolen property recovered; but this is no doubt partly due to grain thefts, where the property stolen does not easily admit of identification.

45. Accommodation for Police is very inadequate throughout the Presidency, but the financial pressure does not admit at present of this defect being remedied.  
Police buildings.
46. In 1,681 occasions the Village Police rendered assistance to the District Police, but their services were recognised in only 97 cases. In 471 cases they were reported for misconduct.  
Village Police.
47. The condition of accoutrements is generally good; where time-expired arrangements have been made to replace them by new ones. I cannot say that I consider the condition of the carbines issued to the Police in 1892 as altogether satisfactory, and on this matter I have addressed a special report to Government.  
Condition of arms, accoutrements and ammunition.
48. Altogether there were 254 shops licensed to deal in arms and ammunition as against 286 in the previous year. Of the 254 shops, 212 were inspected during the year by the Superintendents and their Assistants. The number of licenses to possess firearms has decreased from 12,940 in the year 1898 to 11,753, and for other arms from 4,772 to 4,238.  
Inspection of arms and ammunition shops.
49. The Commissioners have in their reports for their respective divisions made remarks on the inspection of outposts and Police stations. The number visited and inspected would appear to be on the whole as sufficient as the circumstances of an exceptional year would admit of. The results of those inspections have been reported and reviewed by me from time to time and call for no special remark here.  
Inspection of Police stations and outposts.
50. Plague and famine were the leading features of the year and have made their impression on the criminal statistics. The operations against the Koli dacoit bands in the Thána, Násik and Nagar Ghát area were brought to a successful close in the year under report by the capture of the notorious leader Sakya Saputya and the shooting of Haibutya. In the Násik District alone 211 members of these gangs have been arrested and 422 persons required to give security or go to jail for harbouring, assisting the dacoits, or for other acts of bad livelihood. The thoroughness with which the operations were conducted by the Superintendents of these districts, their Assistants and the Police parties acting under their orders may be gathered from the fact that during this famine, while the Bhils and other predatory tribes have been giving trouble, and crime has been rife elsewhere, the Koli area has enjoyed almost complete immunity from crime. Government have in their Resolution No. 3532, dated 19th May 1900, Judicial Department, been pleased to express their approval of the work of the officers in question, and the Police parties under their orders.  
General remarks.

I have the honour to be,  
Sir,  
Your most obedient Servant,  
J. E. DOWN,  
Inspector-General of Police,  
Bombay Presidency.

No. 1468 of 1900.

From

THE HONOURABLE MR. F. S. P. LELY,  
Commissioner, N. D.;

To

THE SECRETARY TO GOVERNMENT,  
Judicial Department,  
Bombay.

Camp Broach, 19th June 1900.

SIR,

## I.

I have the honour to submit the Annual Report on the working of the Police in the Northern Division together with the separate reviews of the reports of the six districts and tabulated statements of statistics prescribed by Government Resolution No. 936, dated 7th February last. The statements are prepared in accordance with instructions accompanying Government Resolution No. 1300, dated 22nd February 1899. The preparation of the Divisional Report in this office was considerably impeded by the late receipt of some of the district reports and of the returns due from the District Magistrate, Ahmedabad, which were received on 29th April only. The report and statements of the District Superintendent of Police, Thána, were prepared on a wrong basis. They had, therefore, to be returned to him and were received in this office only on 16th May 1900. Similarly Statement C of the District Magistrate of Ahmedabad, which had to be sent back to him for correction, was received on the same day.

## II.

1. The amount of cognizable crime reported to, and taken up by, the Police, including undetected and excluded cases during 1899 and in the year before, is shown below:—

Police cognizable cases, All Classes.

	1898.	1899.
Indian Penal Code ... ..	4,407	5,171
Class VI ... ..	1,647	2,403
All Classes ... ..	6,212	7,730

Adding to these the number of pending cases at the beginning of the two years, the cases for disposal in all classes in 1899 were 8,248 against 6,711 in 1898, or an increase of 1,537, to which Ahmedabad contributes 182 cases, Kaira 458, Panch Maháls 205, Broach 85, Surat 430 and Thána 177. Separating the cases for disposal under the Indian Penal Code and Class VI only, the figures were for 1899, 5,612 and 2,478, and for 1898, 4,806 and 1,745, respectively, and the details by districts are as under:—

District.	Class.	1898.	1899.	Increase.	Decrease.
Ahmedabad ... ..	Indian Penal Code ... ..	1,062	1,399	337	...
	Class VI ... ..	208	193	...	15
Kaira... ..	Indian Penal Code ... ..	1,006	1,193	187	...
	Class VI ... ..	569	826	257	...
Panch Maháls ... ..	Indian Penal Code ... ..	201	369	168	...
	Class VI ... ..	175	212	37	...
Broach ... ..	Indian Penal Code ... ..	616	597	...	19
	Class VI ... ..	66	170	104	...
Surat... ..	Indian Penal Code ... ..	272	395	123	...
	Class VI ... ..	433	616	183	...
Thána ... ..	Indian Penal Code ... ..	1,649	1,659	10	...
	Class VI ... ..	294	481	167	...
	Total ... ..	6,551	8,090	1,573	31

The above includes pending cases of the preceding years. This has been done in order to follow the arrangement of the Imperial Statements, from which the disposals of cases belonging to the current year cannot be distinguished. The one cause for the increase of crime ascribed is the prevailing distress, and the following analysis shows that the increases occurred in crimes which are only too likely to be committed when the poor are driven by want of food and the lack of ordinary occupations.

2. The number of excluded cases was 1,958 under all classes against 2,004 in the preceding year. Of these 1,772 were under the Indian Penal Code and 183 under Class VI. The following are the details:—

Districts.	Regarding title to, and ownership of, land.	Regarding ownership of trees.	Regarding right to take produce from trees.	Regarding right to cut loppings for rab.	Regarding boundary of land and trespassing it.	Regarding joint property.	Complaints made through mistakes of fact, &c.	Complaints which cannot be classed among the foregoing.	Total.	
1	2	3	4	5	6	7	8	9	10	
									1899.	1900.
Ahmedabad ... ..	3	1	3	...	2	4	122	230	374	391
Kaira ... ..	6	7	3	10	15	13	258	25	337	358
Panch Mahals ... ..	1	...	1	...	1	...	20	16	39	35
Broach ... ..	10	1	1	...	1	5	97	105	220	257
Surat ... ..	1	7	9	...	2	1	57	22	99	94
Thána ... ..	51	31	17	15	81	9	381	304	689	869
Total ... ..	72	47	34	25	102	32	935	711	1,958	2,004

It should be explained that these excluded cases are the totals of columns 7, 12, 15, 25, 26 and cases compounded and withdrawn. They are not arrived at in the same way as for the purpose of Supplementary Statement I, and for the purpose of comparison with the figures of 1898 the number shown last year 1,936, and taken from Supplementary Statement I, has been raised to 2,004.

3. (a) The number of maliciously false complaints and of prosecutions instituted is given in the subjoined table:—

Number of maliciously false cases under all classes.	Number of cases in which sanction to prosecute false complaints was applied for.	Number of cases in which sanction was accorded by Magistrates.	Number of cases in which sanction was refused.	Number of cases in which prosecutions were undertaken as sanctioned by Magistrates.	Number of cases in which convictions were obtained.	Number of cases ending in discharge or acquittal.	Number of cases pending before Magistrates at the close of the year.	Number of cases in which prosecutions were withdrawn for want of evidence.
1	2	3	4	5	6	7	8	9
176 (a)	21 (a)	7	13	7	2	2	3	....

(a) In two cases sanction was not received at the close of the year.

(b) 1 case which was shown pending last year was discharged during the year under report.

176 cases were classed as maliciously false as against 183 in the past year. Of these 24 cases were in Ahmedabad, 26 in Kaira, 2 in Panch Mahals, 23 in Broach, none in Surat and 101 in Thána. Similar figures for the past year were 36 in Ahmedabad, 38 in Kaira, 2 in Panch Mahals, 22 in Broach, 1 in Surat and 84 in Thána.

(b) In addition to the prosecutions sanctioned by Magistrates 66 were sanctioned by the District Superintendents of Police, of which the details are given in the following table:—

Number of maliciously false cases under all classes.	Number of cases in which sanction to prosecute was accorded by the District Superintendent of Police of his own accord.	Number of cases in which convictions were obtained.	Number of cases ending in discharge or acquittal.	Number of cases pending before Magistrates at close of the year.	Number of cases in which prosecutions were withdrawn for want of evidence.	Remarks.
1	2	3	4	5	6	7
176	66 (a)	13	16	23	1	

(a) In 1 case the person concerned has absconded, and in 13 cases complaints could not be lodged in 1899, as the orders of the District Superintendents of Police were received very late.

In the preceding year, the District Superintendents had sanctioned prosecutions in 96 cases, of which 25 had ended in convictions.

Enquiry will be made on two points (1) why 14 cases were not (as would appear) prosecuted, although the Superintendents gave sanction, and (2) why nearly as many cases were pending before the Magistrate at the close of the year as were disposed of during the year. Compensation under Section 250 of the Criminal Procedure Code was awarded in only 2 cases against 5 in the previous year.

4. Some of the District Superintendents of Police still complain that Section 250 of the Criminal Procedure Code has not been liberally made use of by Magistrates, but none of them appear to have acted upon the suggestion made in paragraph 11 of last year's report, that the District Superintendent of Police should bring to the notice of the District Magistrate any case in which he thinks that the section has been improperly ignored.

The District Magistrate of Ahmedabad in this connection writes:—

"The District Magistrate would respectfully observe that from the nature of the case it is but very seldom that resort by Magistrates to the section can be had in cases sent up by the Police. A merely frivolous or vexatious complaint is or should be dealt with by the Police without sending it up for trial, and in cases when such a case is sent up it may be doubtful whether the Police or the original complainant is really most to blame. Deliberately false charges of an important nature (if there is adequate proof of falsity) can be dealt with only by a prosecution. To them Section 250 cannot apply."

I do not altogether agree with Mr. Gibb. There are many accusations which during the Police investigation appear *prima facie* to be without prejudice, but in cross-examination their false nature is laid bare before the Court. In such cases a few smart-fines under Section 250 would have a more deterrent effect than sanctions to prosecute the accuser with all its attendant uncertainties.

5. The following table shows the number of total real cases both under the Penal Code and Class VI during the year 1899:—

District,		TOTAL NUMBER OF REAL CASES FOR DISPOSAL.			
		1898.	1899.	Increase.	Decrease.
Ahmedabad ...	{ Indian Penal Code ...	713	1,045	332	...
	{ Class VI ...	183	175	...	8
Kaira ...	{ Indian Penal Code ...	702	918	211	...
	{ Class VI ...	519	769	250	...
Panch Maháls...	{ Indian Penal Code ...	168	337	169	...
	{ Class VI ...	173	205	32	...
Broach...	{ Indian Penal Code ...	366	394	28	...
	{ Class VI ...	59	153	94	...
Surat ...	{ Indian Penal Code ...	198	319	121	...
	{ Class VI ...	414	593	179	...
Thána ...	{ Indian Penal Code ...	809	832	23	...
	{ Class VI ...	265	399	134	...
Total ...	{ Indian Penal Code ...	2,956	3,840	884	...
	{ Class VI ...	1,613	2,294	689	8

The increase is general, being largest in respect of Indian Penal Code cases in Ahmedabad, next in Kaira and thirdly in the Panch Maháls, the three districts in which famine crimes were most predominant. The small increase in Broach, in which famine conditions prevailed to an alarming extent, is as surprising, though satisfactory, as the increase in Surat is unsatisfactory; 74 of the 121 cases in Surat were, however, of theft. Thána has this year secured the enviable position of having the smallest increase in the division and of being third in point of criminality from first last year. Of Class VI cases, Kaira has again the largest number, and the increase over last year is enormous. There were 236 more cases during the year under Chapter VIII of the Criminal Procedure Code in Kaira than in the preceding year, and the number of Salt cases also shows an

appreciable increase. In Surat, the rise is due to cases under the A'bkári and Opium Laws.

Real and false cases and their proportion to cases reported.

6 The following table shows the real and false cases and their proportion to cases reported (including pending cases) :—

District.	Number of cases reported and taken up (including pending).	Real cases, All Classes.	Proportion of Columns 3 to 2.	False cases, All Classes.	Proportion of Columns 5 to 2	Remarks.
1	2	3	4	5	6	7
Ahmedabad ...	1,611	1,237	76·8	374	23·2	
Kaira ...	2,034	1,697	83·4	337	16·6	
Panch Maháls ...	581	542	93·3	39	6·7	
Broach ...	767	547	71·3	220	28·7	
Surat ...	1,135	1,036	91·3	99	8·7	
Thána ...	2,120	1,231	58·06	889	41·94	
Total ...	8,248	6,290	76·3	1,958	23·7	

These figures are very interesting and reflect the character of the people. The simple people of the Panch Maháls stand out best of all with as high a proportion of 93 per cent. real cases; next come those of the Surat District largely inhabited by unsophisticated people like the Káliparaj, and then Kaira with a population of Kunbis and Kolis, and then the Ahmedabad District, where the progress of civilization and the increase of vakils naturally tend to the manipulation of cases. Worst of all is the Thána District, which is proverbially vakil-ridden, and being besides contiguous to the Presidency town, is far ahead of the other districts in the division in the manufacturing of cases.

7. The following table shows the proportion of true crime to population during the year under report :—

District.	Number of true crime, All Classes.	Number of population.	Proportion of true crime to population.
Ahmedabad ...	1,237	9,21,712	745
Kaira ...	1,697	8,71,589	513
Panch Maháls ...	542	3,13,417	578
Broach ...	547	3,41,490	624
Surat ...	1,036	6,49,989	627
Thána ...	1,231	8,19,580	666
Total ...	6,290	39,17,777	623

8. The following table shows the proportion of crime to Police, i.e., so many crimes to one policeman :—

District.	Number of crimes reported during the year.	Number of Police.	Proportion of crime to one Policeman.
Ahmedabad ...	1,524	1,232	1·2
Kaira ...	1,871	723	2·6
Panch Maháls ...	555	681	·82
Broach ...	730	495	1·5
Surat ...	1,104	901	1·2
Thána ...	1,946	850	2·3
Total ...	7,730	4,882	1·6

These statements need no comment.





It will be seen that in Class I (offences against the State, public tranquility, &c.) and Class IV (minor offences against the person) there was a decrease in the number of cases. The percentage of convictions to cases tried was much better in Class I than in the preceding year, but in Class IV it deteriorated slightly. The increase of crime already noticed occurred, it will be observed, almost wholly in Classes III and V (offences against person and property or property only). The percentage secured of convictions to trials was better under both these heads in all districts.

In Class VI cases Kaira and Thána show the largest increases while the percentages are better everywhere. In Surat for the first time offences against the Stage Carriage Act are shown in the returns, and the increase of 12½ cases under "Other laws" in that district is more apparent than real.

10. It will be seen from paragraph 5 above that there was a considerable increase in true Police cases under the Indian Penal Code, the respective figures for 1899 and 1898 being 3,810 and 2,956. This was chiefly due to the rise in offences against property in consequence of the prevailing distress.

11. The number of pending cases under all classes and the Indian Penal Code increased during the year. The following table exhibits separately for each district the number of pending cases under the two heads:—

			Indian Penal Code.	All Classes.
Ahmedabad	...	{ 1898 ...	89	97
		{ 1899 ...	160	164
Kaira ...	...	{ 1898 ...	116	161
		{ 1899 ...	169	207
Panch Maháls	...	{ 1898 ...	16	25
		{ 1899 ...	65	66
Broach ...	...	{ 1898 ...	32	35
		{ 1899 ...	66	69
Surat ...	...	{ 1898 ...	24	29
		{ 1899 ...	59	79
Thána ...	...	{ 1898 ...	151	158
		{ 1899 ...	191	201
Total ...	...	{ 1898 ...	428	505
		{ 1899 ...	710	786

Of the 786 offences, 372 were pending before the Magistrates and 414 with the Police. The reasons assigned by the District Superintendents of Police for cases remaining pending with them are many, but the most prominent of them is that in consequence of the distress the rush of offences towards the end of the year rendered the Police unable to investigate them all with promptitude, as their hands were otherwise full. No specific reasons are assigned for the increase of cases before Magistrates, but the reasons are probably the same. All the Sub-Divisional and Taluka Magistrates were overwhelmed with their famine duties. The increase is, however, much to be regretted, and it is hoped that with the appointments of Subordinate Judges as Magistrates, First Class, the cases were cleared off quickly after the end of the year,

Serious crime generally.

12. The following table shows the serious offences reported during the year under report as well as in the preceding year:—

	Ahmed- abad.	Kaira.	Panch Mahals.	Broach.	Surat.	Thána.	Total.
Murders ... .. { 1899...	11	22	2	4	6	12	57
... .. { 1898...	14	24	3	7	3	6	57
Attempts at murder and culpable homicide ... .. { 1899...	14	17	6	12	5	13	67
... .. { 1898...	11	13	3	8	6	3	44
Dacoities ... .. { 1899...	17	13	26	6	8	4	74
... .. { 1898...	11	3	1	2	1	49	67
Highway robberies ... .. { 1899...	7	...	...	1	2	...	10
... .. { 1898...	4	1	...	...	...	...	8
House-breaking with intent to commit an offence ... .. { 1899...	187	201	92	133	60	253	935
... .. { 1898...	152	201	48	113	49	203	706
Thefts ... .. { 1899...	675	487	150	232	208	699	2,451
... .. { 1898...	450	237	64	235	136	693	1,805
Receiving stolen property ... .. { 1899...	80	55	9	23	12	21	200
... .. { 1898...	67	43	8	12	11	30	171
Total ... { 1899...	991	795	285	411	310	1,002	3,794
... { 1898...	709	572	127	377	206	984	2,975

The really serious crime consisted only of the murders, attempts at murder, dacoities, highway robberies and a few (16) of the cases of house-breaking. The total of these amounted to 224 as against 199 in the preceding year. As to murders, the number (57) in the division was the same as in 1898, but while happily in Ahmedabad, Kaira, Panch Mahals and Broach there were fewer of these crimes, in Surat and Thána they exactly doubled. Attempts at murder rose from 44 to 67 and all the districts share the increase except that in Surat there was 1 less; the increase in Thána was largest, being 3 in 1898 to 13 in 1899. Dacoities were only 7 more than in 1898, but the district analysis is remarkable. A decline of 45 in the Thána District is more than counterbalanced by increases in the other five districts, the number in Panch Mahals having risen from 1 to 26, in Kaira from 3 to 13, in Ahmedabad from 11 to 17, in Surat from 1 to 8 and in Broach from 2 to 16. Many of these were dacoities only technically, such as for instance a collection of hungry men raiding a Bania's store either in a village or *en route* from a market town to a village. Some of the cases in Ahmedabad and the Panch Mahals were, however, of a different character. In the former the Police had serious trouble in the Viramgám Taluka at the commencement of the distress and had at times to deal with very large bodies of men intent on plunder. One gang of nearly 400 dacoits marched within three miles of Viramgám with the intention of looting the town, but fortunately *en route* they came across 13 carts loaded with grain and sugar which was too tempting an opportunity for them to resist. The Police hearing of the dacoity followed up the gang and dispersed it after a fight in which one constable was wounded. In Modása, also, the Bhils gave considerable trouble and were only brought to their senses after being taught a very severe lesson. In Panch Mahals also the Bhils gave trouble. Military assistance was called in and thus the people were checked. The special reports submitted at the time of these disturbances have already been reviewed by Government. Cases of house-breaking, theft and receiving stolen property increased everywhere except in Broach, where thefts actually declined from 235 to 232, and in Thána, cases of receiving stolen property fell from 30 to 21. It is remarkable that the number of cases of receiving stolen property is not considerably larger, as house-breakers and thieves require receivers, but the objective of a large number of these cases was either cash or grain, and many of them were petty cases only.

(a) There were no instances, during the year, of offences being committed by professional criminals, of whom there are none in this division, unless they be a few receivers of stolen property who live by the illegal barter of stolen goods. It has been held by Government that such persons should be regarded as professional criminals, and the attention of District Superintendents of Police will be drawn to the fact.

(b) Out of the 224 serious crimes, the scenes of 128 were visited by the District and Assistant Superintendents of Police immediately after the reports were received. As regards the remaining 96 cases, the scenes were not visited for the following reasons:—

In 51 cases the accused were reported to have been apprehended and the cases complete.

In 21 cases when the reports were received, the Superintendents were engaged elsewhere in more important matters.

In 2 cases the Superintendents were engaged with the Inspector-General of Police when the reports were received.

In 3 cases the Chief Constables reported after investigation that the offences were of an ordinary nature.

13 cases were reported to be false.

2 cases—the Superintendents were sick when the reports were received

In 1 case the report was received very late.

In 1 case the offence occurred after one Superintendent had left charge and before his successor received the same.

In 2 cases the offences were reported to have been committed in Native States.

The following are the details by districts:—

Districts.	Serious offences.	Visited.	Not visited.
Ahmedabad ... ..	56	36	20
Kaira ... ..	54	32	22
Panch Maháls ... ..	37	22	15
Broach ... ..	27	15	12
Surat ... ..	21	11	10
Thána ... ..	29	12	17
Total ... ..	224	128	96

13. Sessions cases are dealt with in the following table:—

District.	Number of cases committed during the year including those pending from preceding year.	Number of cases tried during the year.	Number of cases ending in conviction.	Number of cases ending in discharge or acquittal.	Number of cases pending.
Ahmedabad ... ..	62	56	39	17	6
Kaira ... ..	59	54	32	22	5
Panch Maháls ... ..	26	20	18	2	6
Broach ... ..	26	25	15	10	1
Surat ... ..	16	13	10	3	3
Thána ... ..	49	34	20	5	15
Total ... ..	238	202	134	59	36

238 cases were committed to the Sessions as against 245 in the preceding year. Taking each district separately, Kaira and Panch Maháls show an increase of 21 and 10 respectively, while all other districts show a decrease. The increase in the two districts is due to the occurrence of grain robberies in Panch Maháls and petty dacoities in Kaira. It is to be regretted that the percentage of convictions to cases tried has fallen from 71·22 to 66·33.

In these cases in all 929 persons were concerned, of whom 762 were tried and 162 remained pending at the close of the year, and 5 either died before trial or were pardoned. Of the persons tried, 399 were convicted and 363 were discharged.

14. The following table shows the number of Indian Penal Code cases as well as cases under Class VI classed as undetected and the percentages they bear to cases for disposal in the year under report and in the preceding year:—

District.	Class.	Number of cases for disposal.		Number of cases classed undetected.		Percentage of cases undetected to cases for disposal.	
		1898.	1899.	1898.	1899.	1898.	1899.
Ahmedabad ...	Indian Penal Code ...	1,062	1,309	113	92	10·6	6·5
	Class VI... ..	208	193	1	...	0·4	...
Kaira ...	Indian Penal Code ...	1,006	1,193	194	91	19·2	7·6
	Class VI... ..	569	826	...	...	...	...
Panch Maháls ...	Indian Penal Code ...	201	369	27	38	13·4	10·3
	Class VI... ..	175	212	...	...	...	...
Broach ...	Indian Penal Code ...	616	597	126	95	20·4	15·9
	Class VI... ..	66	170	...	1	...	0·5
Surat ...	Indian Penal Code ...	272	395	10	23	3·6	5·8
	Class VI... ..	433	616	1	1	·23	·16
Thána ...	Indian Penal Code ...	1,649	1,659	175	159	10·6	9·5
	Class VI... ..	294	461	...	1	...	·23
Total ...	Indian Penal Code ...	4,806	5,612	645	498	13·4	8·8
	Class VI... ..	1,745	2,478	2	3	0·11	·12

These figures indicate a marked improvement in all the districts of the division except in Surat in Indian Penal Code cases, and there the number is small.

15. The general results of the Police administration as compared with the previous year are given in the following table:—

		Percentage of cases ending in conviction to true cases disposed of.	Percentage of cases ending in conviction to cases decided by trial.	Percentage of persons convicted to persons disposed of by trial.	Percentage of cases in which property was recovered to cases in which property was stolen.	Percentage of property recovered to property stolen.	Value of property alleged to be stolen in pending cases.
Ahmedabad ...	1898 ...	82·80	78·08	72·63	83·76	64·82	21,371
	1899 ...	86·20	80·65	70·00	88·17	54·81	12,260
Kaira ...	1898 ...	74·46	79·39	73·28	46·1	38·6	12,977
	1899 ...	89·53	88·35	81·74	87·19	52·10	10,566
Panch Maháls ...	1898 ...	87·05	87·46	83·43	78·81	42·28	631
	1899 ...	89·07	94·22	83·43	81·00	35·66	6,753
Broach ...	1898 ...	67·43	80·42	65·85	72·17	74·64	3,493
	1899 ...	77·82	83·22	75·81	76·12	59·92	10,052
Surat ...	1898 ...	98·28	93·75	89·28	88·05	56·71	8,798
	1899 ...	96·87	95·76	92·85	81·62	40·45	12,638
Thána ...	1898 ...	70·05	74·45	60·95	70·62	43·58	24,115
	1899 ...	79·06	81·76	72·00	67·31	62·29	10,345
Total ..	1898 ...	79·05	80·83	71·96	75·91	50·63	61,286
	1899 ...	87·24	86·87	78·21	83·47	51·03	62,614

Judged by the tests employed, the general results of the administration of the Police must be held to be eminently satisfactory, for under each test the percentage has improved in the division as a whole. In the first test (cases

ending in conviction to true cases disposed of) Surat takes the lead with the high percentage of 96·87, and Broach, although last, has a percentage of 77·82, which is not bad. The other districts are all in eighties except Thána, which is 79·06. Surat also leads in the second test (convictions to cases decided by trial) and here the percentage attained is 95·76, Panch Maháls being next with 91·22 and all the others in the eighties, Ahmedabad being last with 80·65. The third test (persons convicted to disposed of by trial) also brings Surat to the forefront, the percentage being 92·85, the next highest (83·43) being secured by Panch Maháls, the third place by Kaira (81·74), fourth Broach (75·81), fifth Thána (72·00), and last Ahmedabad (70·00). The recoveries of stolen property disclose some variations between the success attained by the different districts in the number of cases in which property was recovered and the value of stolen property recovered. Thus Ahmedabad stands first in the matter of cases, having recovered the stolen property in 88·17 per cent. of them, but the Police recovered no more than 54·84 per cent. of the *value* of the property and in this test the district stands third. In all districts, the percentage of cases in which property was recovered is considerably higher than the percentage of the value of the stolen property recovered, the disparity being most in Panch Maháls, where 81·00 per cent. of cases were detected and the value recovered was 35·66 only, the reason being that grain and cattle which were stolen were devoured. In the Thána District the opposites have happened. The district is last in the percentage of cases (67·34) and is best in the recovery of stolen property, though the percentage 62·29 is by no means high. The value recovered might easily be influenced by one big case, but the numerous cases in which property is stolen make also the other percentage of cases one worth considering in judging of the work of the Police force. Statistics then favour the Police work of the year, but their general efficiency is not to be judged by these alone. Many and arduous duties of which no statistics can tell their tale fell to their lot during the past year and the Reports of District Superintendents of Police and District Magistrates bear ample testimony to the zeal and devotion with which all hands grappled with them.

16. The following table will indicate the action

Action of Police in dealing with offences under A'bkári, Salt, Customs and Opium Laws.

of the Police in dealing with certain crimes under

Class VI:—

Class of offences.	District.	Total Number of cases reported.		Detected by the District Police.		Cases brought to trial.		Convicted.		Ending in discharge.		Pending.	
		1898.	1899.	1898.	1899.	1898.	1899.	1898.	1899.	1898.	1899.	1898.	1899.
Salt.	Ahmedabad ...	...	1	...	1	...	1	...	...	...	...	...	...
	Kaira ...	70	212	25	108	25	107	25	106	...	...	...	1
	Panch Maháls ...	...	...	...	...	...	...	...	...	...	...	...	1
	Broach ...	3	77	2	32	1	20	1	29	...	...	...	...
	Surat ...	17	88	...	6	...	6	...	...	...	2	...	...
	Thána ...	107	87	33	18	33	18	28	14	5	4	...	...
	<b>Total</b> ...	<b>197</b>	<b>465</b>	<b>60</b>	<b>165</b>	<b>69</b>	<b>101</b>	<b>54</b>	<b>155</b>	<b>5</b>	<b>6</b>	...	<b>2</b>
Customs.	Ahmedabad ...	...	1	...	1	...	1	...	...	...	...	...	...
	Kaira ...	...	...	...	...	...	...	...	...	...	...	...	...
	Panch Maháls ...	...	...	...	...	...	...	...	...	...	...	...	...
	Broach ...	...	...	...	...	...	...	...	...	...	...	...	...
	Surat ...	...	...	...	...	...	...	...	...	...	...	...	...
	Thána ...	...	...	...	...	...	...	...	...	...	...	...	...
	<b>Total</b> ...	<b>...</b>	<b>1</b>	<b>...</b>	<b>1</b>	<b>...</b>	<b>1</b>	<b>...</b>	<b>1</b>	<b>...</b>	<b>...</b>	<b>...</b>	<b>...</b>
A'bkári.	Ahmedabad ...	48	27	11	7	11	7	9	6	1	1	1	...
	Kaira ...	172	84	107	30	85	37	85	36	...	...	...	...
	Panch Maháls ...	161	118	26	23	26	25	24	24	2	1	6	...
	Broach ...	33	53	8	10	6	10	6	6	...	...	...	...
	Surat ...	540	553	42	38	42	38	40	38	1	2	3	...
	Thána ...	201	247	26	40	25	40	24	36	1	4	1	...
	<b>Total</b> ...	<b>1,225</b>	<b>1,070</b>	<b>223</b>	<b>160</b>	<b>105</b>	<b>167</b>	<b>168</b>	<b>148</b>	<b>5</b>	<b>9</b>	<b>12</b>	<b>...</b>
Opium.	Ahmedabad ...	18	22	5	6	5	7	3	6	2	1	...	...
	Kaira ...	29	19	10	3	8	1	7	1	...	...	...	...
	Panch Maháls ...	46	36	12	13	13	11	13	13	1	...	1	...
	Broach ...	6	6	...	1	...	1	...	...	...	...	...	...
	Surat ...	3	1	1	...	1	...	1	...	...	...	...	...
	Thána ...	1	...	1	...	1	...	...	...	1	...	...	...
	<b>Total</b> ...	<b>101</b>	<b>84</b>	<b>29</b>	<b>25</b>	<b>27</b>	<b>22</b>	<b>22</b>	<b>20</b>	<b>4</b>	<b>1</b>	<b>1</b>	<b>...</b>
<b>Grand Total</b> ...	<b>1,823</b>	<b>1,620</b>	<b>312</b>	<b>361</b>	<b>231</b>	<b>341</b>	<b>284</b>	<b>324</b>	<b>14</b>	<b>16</b>	<b>18</b>	<b>3</b>	

The total number of cases reported was 1,620. Of these, the District Police detected and investigated 351 cases, out of which 311 were brought to trial. Of these, 324 ended in conviction, *i.e.*, a percentage of 94.62. Similar figures for last year were 312, 281, 264 and 95.01. There was a rise in cases falling under the Salt Act, particularly in the Kaira District. Offences under this Act generally take the form of collecting natural salt.

## III.

17—19. *Persons in Police Cases.*

Classes.	Total number of persons for disposal.		Released without trial.		Disposed of by trial.		Convicted		
	1898.	1899.	1898.	1899.	1898.	1899.	1898.	1899.	
Ahmedabad ...	Indian Penal Code ...	1,404	2,471	11	20	1,261	2,220	832	1,410
	Class VI .. ...	825	298	13	2	303	293	242	257
	Grand Total ...	1,906	2,790	24	22	1,740	2,534	1,231	1,637
Kaira ...	Indian Penal Code ...	1,124	1,637	10	35	1,030	1,485	604	1,072
	Class VI ... ..	570	818	5	8	553	798	473	768
	Grand Total ...	1,695	2,470	15	43	1,584	2,294	1,078	1,641
Fanch Maháls..	Indian Penal Code ...	325	786	2	12	302	630	223	484
	Class VI ... ..	229	238	...	2	219	235	210	226
	Grand Total... ..	554	1,024	2	14	521	865	433	710
Broach ...	Indian Penal Code ...	699	794	6	11	670	724	303	489
	Class VI... ..	78	254	3	...	73	250	66	210
	Grand Total ...	777	1,048	9	11	743	974	459	699
Surat ...	Indian Penal Code ...	361	725	20	22	327	668	254	509
	Class VI... ..	447	643	1	11	441	613	422	592
	Grand Total ...	808	1,492	21	33	768	1,400	676	1,285
Tlana ...	Indian Penal Code ...	1,025	1,537	8	18	1,463	1,309	705	812
	Class VI... ..	321	629	...	1	324	511	269	429
	Grand Total ...	1,956	2,066	8	19	1,787	1,819	674	1,240
Total ...	Indian Penal Code ...	5,538	7,950	57	118	5,053	7,030	3,011	4,836
	Class VI... ..	1,980	2,780	22	24	1,913	2,700	1,662	2,481
	Grand Total ...	7,698	10,890	79	142	7,143	9,886	4,851	7,462

The Police arrested altogether 10,890 persons including those arrested in the preceding year and pending when the year 1899 began. Of these, 142 were released without being brought to trial, which represents a slightly higher proportion than in 1898, *viz.*, 1.30 as against 1.03. The number disposed of by trial was 9,886 or 90.78 per cent., which also compares unfavourably with the preceding year, in which 92.81 per cent. were so disposed of. The percentage of convictions to persons for disposal was, however, better, being 68.52 as against 63.03.

The result of the trial of persons by classes of cases is as follows :—

Description of Crime.	Total number of persons tried during the year.		Number convicted.		Number discharged or acquitted.		Percentage of persons convicted to those tried.	
	1898.	1899.	1898.	1899.	1898.	1899.	1898.	1899.
Class I ... ..	506	335	186	153	294	172	36.75	45.67
Class II ... ..	1,137	1,080	510	415	898	423	44.85	38.21
Class III ... ..	962	1,811	613	1,237	282	502	63.83	71.06
Class IV ... ..	83	24	13	5	13	12	33.33	20.83
Class V ... ..	2,415	8,774	1,659	2,076	670	742	68.69	78.85
Total, Indian Penal Code ...	5,053	7,030	3,011	4,836	1,657	1,551	59.59	63.79
Class VI ... ..	1,913	2,700	1,682	2,481	214	216	87.91	91.88
Other Laws ... ..	177	156	153	145	19	11	89.26	92.39
Total ... ..	7,143	9,886	4,851	7,462	1,890	2,073	67.91	76.43

It is satisfactory to note that the percentage of convictions has improved in cases under the Indian Penal Code as well as in cases under all classes. It may be that the Police arrested and placed before the Courts a larger number of real delinquents than in the preceding year, or as is more probable the culprits were only too glad to admit the offences with which they were charged so as to ensure food.

20—25. The following table compares the number of cognizable cases disposed of by Magistrates direct in 1898 and 1899 :—

Districts.	Classes of Cases.	Total cases for disposal.		Excluded cases.		Percentage of cases excluded to total number of cases for disposal.		Real cases including pending cases.		Cases tried.		Cases ending in conviction.		Percentage of cases ending in conviction to those tried.		Pending.	
		1898.	1899.	1898.	1899.	1898.	1899.	1898.	1899.	1898.	1899.	1898.	1899.	1898.	1899.	1898.	1899.
Ahmedabad.	Indian Penal Code.	200	253	138	94	69.00	37.50	162	158	152	149	58	63	35.18	41.61	10	9
	Class VI ... ..	13	68	1	...	7.69	...	13	63	12	63	10	61	83.33	96.83	...	...
	Grand Total ...	213	321	139	94	64.41	29.68	174	221	164	212	68	124	41.40	60.0	10	9
Kaira ...	Indian Penal Code.	126	165	40	61	31.76	36.96	86	74	80	71	28	18	32.5	22.54	6	3
	Class VI ... ..	21	76	...	1	...	1.32	21	76	18	73	17	69	84.44	94.52	3	2
	Grand Total ...	147	241	40	62	27.21	25.60	107	150	98	144	45	87	43.88	59.09	9	5
Fanch. Ma. bha.	Indian Penal Code.	108	51	21	17	19.81	33.33	85	34	82	31	63	18	78.83	58.06	3	3
	Class VI ... ..	109	16	...	...	...	...	109	16	108	14	104	14	96.30	100.00	1	2
	Grand Total ...	216	67	21	17	9.77	25.37	194	50	190	45	167	32	67.89	71.11	4	5
Bach ...	Indian Penal Code.	78	104	36	67	46.15	64.42	42	37	31	82	10	18	32.26	50.00	11	5
	Class VI ... ..	...	13	...	...	...	...	...	13	...	11	...	11	...	100.0	...	...
	Grand Total ...	78	117	36	67	46.15	57.76	42	50	31	93	10	29	32.26	62.79	11	5
Surat ...	Indian Penal Code.	162	78	53	23	32.72	29.49	109	55	106	49	48	4	45.71	6.16	4	6
	Class VI ... ..	183	88	...	...	...	...	183	83	178	83	172	81	96.63	97.69	5	...
	Grand Total ...	345	166	53	23	15.36	13.77	292	138	284	132	220	91	77.74	65.94	9	6
Thana ...	Indian Penal Code.	309	315	98	81	31.72	25.71	211	234	272	216	129	98	46.22	45.91	9	18
	Class VI ... ..	366	165	7	3	1.91	1.90	369	163	353	151	303	133	86.94	88.08	6	3
	Grand Total ...	675	480	105	84	15.56	13.03	580	397	625	367	432	400	68.16	68.51	15	21
Total ...	Indian Penal Code.	1,081	965	316	303	29.23	31.41	765	592	722	548	323	214	45.43	38.05	43	44
	Class VI ... ..	692	408	8	3	1.16	0.74	684	402	609	395	406	369	90.58	93.42	15	7
	Grand Total ...	1,773	1,373	324	306	18.27	22.17	1,449	994	1,331	943	729	67.15	65.55	58	51	

While Police cases increased greatly, direct Magisterial cases decreased. The total for disposal was 1,623 as against 1,773. The fall occurred in both Indian Penal Code cases and in Class VI cases, but in cases under other Laws there was an incline for which Municipal cases are responsible. The number of excluded cases, however, bore a larger percentage to the total than it did in 1898, being 23.17 per cent. as against 18.27. The larger number of these excluded cases occurred under the Penal Code, the percentage of them having risen from 29.23 to 31.41. The real cases for disposal were consequently fewer than in the preceding year, being 592 Indian Penal Code against 965, 402 Class VI against 684 and 1,247 all classes against 1,449. All but 44.7 and 55 (which remained pending) of these were tried with rather poor results; in Indian Penal Code cases the percentage of convictions being only 39.05 as against 45.43. In Class VI cases, however, a good percentage of convictions was returned, viz., 93.42 as against 90.58; the total for all classes being 65.35 to 67.15 in 1898.

26-31. The following statement shows the persons concerned in direct cases and their disposal in 1898 and 1899:—

		Total Number of persons arrested.		Total Number of persons tried.		Total Number of persons convicted.		Percentage of persons convicted to those tried.		Number of persons pending trial.	
		1898.	1899.	1898.	1899.	1898.	1899.	1898.	1899.	1898.	1899.
Ahmedabad.	Indian Penal Code...	492	428	414	362	138	104	33.33	28.73	10	14
	Class VI ... ..	21	79	21	79	18	77	85.71	97.47	...	...
	Total ...	513	536	435	470	156	209	33.56	44.47	10	14
Kaira.	Indian Penal Code...	237	326	174	255	47	23	27.01	90.20	24	0
	Class VI ... ..	60	313	53	312	43	294	90.57	91.23	7	1
	Total ...	297	639	227	567	95	317	41.85	55.01	31	7
Panch Mahals.	Indian Penal Code...	166	65	140	59	97	28	69.29	47.46	5	4
	Class VI ... ..	151	31	150	29	133	29	92.00	100.00	1	2
	Total ...	317	96	290	88	235	57	81.03	64.77	6	6
Broach.	Indian Penal Code...	131	115	76	59	16	25	21.05	42.37	11	...
	Class VI ... ..	...	11	...	11	...	11	...	100.00	...	...
	Total ...	131	126	76	70	16	36	21.05	51.43	11	...
Surat.	Indian Penal Code...	210	95	195	90	70	10	35.90	11.11	7	4
	Class VI ... ..	195	175	189	175	180	171	95.24	97.71	6	...
	Total ...	405	282	384	277	250	193	65.10	69.68	13	4
Thana.	Indian Penal Code...	614	643	534	528	245	186	45.88	35.23	26	36
	Class VI ... ..	818	220	772	209	587	174	76.04	83.25	17	11
	Total ...	1,432	1,473	1,306	1,336	832	774	63.71	57.93	42	53
Total.	Indian Penal Code...	1,850	1,677	1,533	1,353	613	376	39.99	27.79	86	64
	Class VI ... ..	1,245	829	1,185	815	971	756	81.94	92.76	31	14
	Total ...	3,095	3,152	2,728	2,808	1,584	1,586	58.06	56.45	119	84

The number of persons arrested in direct Magisterial cases was slightly larger than in 1898, but the increase wholly occurred under "Other Laws," viz., 646, for under the Indian Penal Code there was a decrease from 1,850 to 1,677 and under Class VI from 1,245 to 829. All but 64 and 14, respectively (which were pending), were duly tried, but the convictions in Indian Penal Code cases were very small indeed, being only 376 out of 1,353 tried, or 27.79 per cent. as against 39.99 per cent. last year. The results of trials in Class VI were better, and represent 92.76 per cent. of convictions to trials as against 81.94 in 1898.

The following statement furnishes the figures by districts under the Indian Penal Code and Class VI separately, and the table that follows shows the percentage for these two divisions by districts also:—

Districts.	Classes.	Percentage of persons released without trial to persons for disposal.		Percentage of persons disposed of by trial to persons for disposal.		Percentage of persons convicted to persons for disposal.	
		1898.	1899.	1898.	1899.	1898.	1899.
Ahmedabad.	Indian Penal Code.	0.78	0.81	89.81	89.84	59.20	57.06
	Class VI...	4.00	0.67	93.23	98.32	74.46	86.24
	All Classes ...	1.26	0.79	91.29	90.82	64.59	60.47
Kaira	Indian Penal Code.	0.88	2.14	91.64	90.71	53.74	65.49
	Class VI...	0.83	0.98	97.02	97.56	82.98	93.89
	All Classes ...	0.88	1.74	93.45	92.87	63.60	74.53



Districts.	Classes.	Percentage of persons released without trial to persons for disposal.		Percentage of persons disposed of by trial to persons for disposal.		Percentage of persons convicted to persons for disposal.	
		1898.	1899.	1898.	1899.	1898.	1899.
Panch Mahals.	Indian Penal Code.	0.62	1.53	92.92	80.15	68.62	61.58
	Class VI...	...	0.84	95.63	98.74	91.27	94.96
	All Classes	0.36	1.37	94.04	84.47	78.16	69.34
Broach	Indian Penal Code.	0.86	1.38	95.85	91.18	56.22	61.59
	Class VI...	3.85	...	93.59	98.43	84.62	82.68
	All Classes	1.16	1.05	95.62	92.94	59.07	66.70
Surat	Indian Penal Code.	5.54	3.03	90.58	91.45	70.36	78.48
	Class VI...	0.22	1.71	98.66	95.33	94.41	92.07
	All Classes	2.60	2.21	95.05	93.83	83.66	86.13
Thána	Indian Penal Code.	0.49	1.17	90.03	85.10	43.38	52.83
	Class VI...	...	0.19	97.89	96.59	81.27	80.91
	All Classes	0.41	0.92	91.36	88.04	49.80	60.02
Total	Indian Penal Code.	1.03	1.48	91.24	88.43	54.37	60.83
	Class VI...	1.16	0.86	96.62	97.12	84.95	89.24
	All Classes	1.03	1.30	92.81	90.78	63.03	68.52

Discarding persons in Class VI cases and "Other Laws," in both of which the accused persons are usually caught red-handed and consequently few are released without trial and a still smaller few are otherwise than convicted, the treatment of persons arrested by the Police in Indian Penal Code cases in the different districts need only be criticised. It is a regrettable feature that in all districts except Surat, the percentage of persons released without being brought to trial has increased, and while there is an actual decrease in Surat, the percentage in that district is still the highest in the division, *viz.*, 3.03, next highest in Kaira, 2.14, and lowest in Ahmedabad, 0.81. The high percentage in Surat cannot be regarded otherwise than as an indication of the readiness with which the Police make arrests, and the subject deserves the close attention of the Superintendent of Police. In Kaira, too, the District Magistrate has commented on this tendency on the part of the Police. In Surat, however, the highest proportion of persons for disposal were disposed of by trial, *viz.*, 91.45, which is an improvement on last year. In all the other districts this percentage has fallen for the reasons that the arrests made towards the end of the year were many, and a considerable number of persons remained pending. Of the persons for disposal whose convictions were secured, all districts, except Ahmedabad and Panch Mahals (which show decreases), show an improvement. Surat has in this test secured the best results, having had 78.48 persons convicted. Thána was the most unfortunate, the percentage being 52.83 only.

32. The amount of property stolen in cognizable cases, including the property concerned in pending cases, amounted to Rs. 2,43,706 as against Rs. 2,59,311 in the preceding year. Of this, the property recovered amounted to Rs. 1,12,301, or a percentage of 46.07 against a percentage of 48.99 in the preceding year. The number of cases in which property was stolen was 3,160 against 2,424 of the previous year.

Though the number of cases in which property was stolen has greatly increased, still the value of property stolen has fallen. This is chiefly due to the fact that during the preceding year a large theft had occurred in the Quarantine Camp at Anand in the Kaira District, in which property worth Rs. 43,000 was stolen. The number of cases in which property was recovered, including pending cases, was 2,634 as against 2,612 in the previous year. The

following table will show the percentages of property stolen to property recovered in Police cognizable cases :—

District.	Cognizable cases in which property was stolen (including pending cases).	Cognizable cases in which property was recovered (including pending cases).	Percentage of Column 3 to Column 2.	Property stolen in cases shown in Column 2.	Property recovered in cases shown in Column 3.	Percentage of Column 6 to Column 5.
1	2	3	4	5	6	7
Ahmedabad ... ..	849	719	84.68	60,978	25,217	41.35
Kaira ... ..	692	587	84.82	31,393	13,542	43.13
Panch Maháls ... ..	259	210	81.08	18,633	6,650	35.68
Broach ... ..	302	226	74.73	26,416	15,794	59.78
Surat ... ..	273	223	81.65	36,710	12,152	33.10
Thána ... ..	609	446	73.23	59,917	32,966	55.09
Total ... ..	2,984	2,411	80.80	2,34,049	1,06,321	45.42

## VII.

Prosecutions of bad characters.

33. The following comparative table shows the number of persons dealt with under Chapter VIII of the Criminal Procedure Code :—

District.	NUMBER OF PERSONS.				Remarks.
	Brought before the Magistrate under Chapter VIII.		Required to give security.		
	1898.	1899.	1898.	1899.	
Ahmedabad ... ..	76	59	41	51	
Kaira ... ..	166	402	124	365	
Panch Maháls ... ..	30	40	28	40	
Broach ... ..	16	38	13	34	
Surat ... ..	21	48	17	36	
Thána ... ..	18	77	9	70	
Total ... ..	327	664	232	596	

Except in Ahmedabad there was an increase in all the districts of the Division in prosecutions of bad characters under Chapter VIII of Criminal Procedure Code. The number of such prosecutions rose in the year under report to more than double that of the preceding year. This is principally due to the badness of the year, owing to which strict vigilance had to be kept over bad characters. The District Superintendents of Police are alive to the salutary effects of action under this provision of the law. It is said that registers of suspicious characters are maintained at all the outposts of Police in the division and that they are frequently inspected by Superintendents of Police and other officers while touring in the districts.

The percentage of persons required to give security has risen from 70.9 to 89.7.

The provisions of Section 27, Regulation XII of 1827, are also made use of in the Kaira District in the case of those suspects who cannot furnish security for their good behaviour, but who, nevertheless, require some restraint upon their movements. 15 cases were dealt with in Kaira during the year. In no other district in the division was similar action taken.

In the following statement, the details of the cases shown in the above statement are given :—

Particulars.	Ahmedabad.		Kaira.		Panch Maháls.		Broach.		Surat.		Thána.	
	1898.	1899.	1898.	1899.	1898.	1899.	1898.	1899.	1898.	1899.	1898.	1899.
Number of persons prosecuted ... ..	76	59	166	402	30	40	16	38	21	48	18	77
Number of persons ordered to give security after conviction ... ..	41	51	124	305	28	40	13	34	17	36	9	70
Number of persons who furnished security ... ..	26	6	97	330	27	38	5	12	5	10	5	29
Number of persons sent to jail, because of their failure to furnish security ... ..	15	45	27	85	1	2	8	22	12	26	4	41
Number of persons pending at the close of the year ... ..	1	1	21	20	...	...	1	...	...	8	3	...

Note.—The above figures are exclusive of pending cases of 1898, which were dealt with as follows :—

Ahmedabad ..	...	...	...	1 discharged.
Kaira ...	...	...	...	16 bound over for security, 14 giving it and 2 going to jail in default.
				4 discharged.
				1 prosecution withdrawn.
				—
				21
Panch Maháls ...	...	...	...	0
Broach ...	...	...	...	1 furnished security.
Surat ...	...	...	...	0
Thána ...	...	...	...	2 furnished security.
				1 discharged.
				—
				3
				—

The following statement gives the number of accused identified as having been previously convicted and those classed as habitual offenders :—

District.	Number of accused convicted.	Penal Code only.	Number of persons identified as having been previously convicted.	Number of persons classed as habitual offenders.
1.	2.	3.	4.	5.
Ahmedabad ... ..	1,637	1,410	87	21
Kaira ... ..	1,841	1,072	163	54
Panch Maháls ... ..	710	484	155	11
Broach ... ..	699	489	68	14
Surat ... ..	1,285	569	66	23
Thána ... ..	1,240	812	109	22
Total ... ..	7,462	4,836	648	145

34. The number of persons identified as having been previously convicted rose from 502 in the previous year to 648, from which it may be inferred that the Police are keeping a close hold on the criminals. Notwithstanding this in-

crease the number of persons classed as habitual <sup>th o'</sup> vagabonds has remained almost the same as that of the previous year, which ~~is~~ is a good sign as showing that Magistrates do not thoroughly consign to the lists of "habituals" every one who is convicted a second time.

35. In this division there are no criminal classes, so to say, except some Bhils, Tálávias and Kolis in the Broach District, who committed grain robberies and petty thefts in August last.

There was no noticeable influx of suspicious foreigners in the division during the year under report, except in the Surat City, where an increase in house-breaking and theft is attributed by the Superintendent to the influx of strangers.

### VIII.

36. The number of prisoners who escaped from Police custody and lock-ups is given below:—

District.	Number escaped.	● Number recaptured.	Number still at large.	Remarks.
Ahmedabad ... ..	5	4	1	
Kaira ... ..	17	12	5	
Panch Maháls ... ..	6	6	.....	
Broach ... ..	.....	.....	.....	
Surat ... ..	2	2	.....	
Thána ... ..	4	4	.....	
Total ... ..	34	28	6	

Of the total number of 34 escapes, 1 was from the Thána Jail, 4 from lock-ups, 18 from the custody of the District Police and 11 from that of the Village Police. The percentage of recaptures was almost the same as that of the preceding year, the respective figures being 82.35 and 82.61.

### IX.

#### *Police Establishment.*

37. There are two Court Prosecutors in this division—one at Ahmedabad and the other at Thána. They conducted in all 253 cases, of which 186 ended in convictions, 49 were acquitted or discharged and 18 remained pending at the end of the year. The percentage of convictions remained the same as in the preceding year, *viz.*, 76. The number of Court Jamádárs rose from 51 to 63, and the number of cases conducted by them from 1,445 to 2,807, nearly double that of the preceding year. The percentage of convictions was 86 against 81 of the preceding year. Government have recently reviewed the working of Court Prosecutors on special reports received from all districts in which such officers are employed, and the verdict was in favour of their appointment. As to Court Jamádárs, the number of cases conducted by them and the percentage of conviction obtained are certainly better than last year, but varying opinions are expressed as to their usefulness by the Superintendents of Police, which will find a place in the district reviews.

38. The following table shows the names of the several officers who held charge of the offices of Superintendent and Assistant Superintendent of Police in the several districts of the division:—

Personnel of Officers.

District.	Name of Officer.	PERIOD.	
		From	To
	<i>Superintendent.</i>		
	Mr. R. P. Lambert ... ..	1st January 1899	7th April 1899.
	„ K. A. Reinold ... ..	8th April „	7th July „
	„ R. P. Lambert ... ..	8th July „	31st December „
	<i>Assistant Superintendent of Police.</i>		
Ahmedabad ...	Mr. K. A. Reinold ... ..	1st January „	14th April „
	R. B. Mansukhram Mulji ...	15th April „	5th July „
	Mr. K. A. Reinold ... ..	6th July „	29th Do. „
	R. B. Mansukhram Mulji ...	30th Do. „	10th October „
	Mr. K. A. Reinold ... ..	11th October „	31st December „
	<i>Extra Assistant Superintendent of Police.</i>		
	R. B. Mansukhram Mulji ...	12th December „	Do. „
	<i>District Superintendent of Police.</i>		
Kaira ...	Mr. H. R. Hume ... ..	1st January „	28th July „
	„ J. K. N. Kabraji ... ..	29th July „	30th July „
	„ K. A. Reinold ... ..	31st Do. „	10th September „
	„ H. R. Hume ... ..	11th September „	31st December „
	<i>District Superintendent of Police.</i>		
Panch Maháls...	Mr. R. M. Phillips ... ..	1st January „	Do. „
	<i>Assistant Superintendent of Police.</i>		
	Mr. G. H. White ... ..	29th October „	Do. „
	<i>District Superintendent of Police.</i>		
Broach...	Mr. T. G. Foard ... ..	1st January „	5th April „
	„ R. E. Kanga ... ..	6th April „	12th Do. „
	„ W. H. Luck ... ..	13th Do. „	22nd October „
	„ J. E. Penton ... ..	23rd October „	19th November „
	„ J. W. Fellowes ... ..	20th November „	31st December „
	<i>District Superintendent of Police.</i>		
Surat ...	Khán Bahádúr Nanabhai Cawasji ... ..	1st January „	15th February „
	Mr. T. J. B. Thatcher ... ..	16th February „	31st December „
	<i>District Superintendent of Police.</i>		
	Mr. E. F. Green ... ..	1st January „	22nd January „
	„ H. Pogson ... ..	23rd Do. „	22nd November „
	„ J. B. D. Adams ... ..	23rd November „	31st December „
	<i>Assistant Superintendent of Police.</i>		
Thána ...	Mr. T. G. Ommanney ... ..	1st January „	8th July „
	„ H. Pogson ... ..	9th July „	13th Do. „
	„ T. S. Greenaway... ..	14th July „	11th September „
	„ H. Pogson ... ..	12th September „	13th Do. „
	Khán Bahádúr R. H. Kotwal... ..	1st Do. „	21st October „
	Mr. T. S. Greenaway ... ..	22nd October „	31st December „

39. The following table shows the strength of the Police and the proportion of the number engaged on prevention and detection of crime in the several districts to the area and population :—

District.	Sanctioned strength.	Employed on prevention and detection of crime.	Area in Square miles.	Population.	Proportion of Police engaged on prevention and detection of crime	
					To Area.	To Population.
Ahmedabad ... ..	1,236	402	3,949	9,21,712	9.82	2,292.81
Kaira ... ..	729	457	1,609	8,71,589	3.52	1,907.19
Panch Maháls ... ..	681	457	1,588	3,13,417	3.47	685.81
Broach ... ..	500	307	1,453	3,41,490	4.76	1,112.34
Surat ... ..	901	625	1,662	6,49,989	2.66	1,039.96
Thána ... ..	850	507	3,935	8,19,580	7.76	1,016.52
Total ... ..	4,897	2,755	14,196	39,17,777		

40. The distribution of the Police is as follows :—

Guards at Central and Subsidiary Jails	...	...	39
Reserve	...	...	556
Guards over lock-ups and treasuries or escorts to prisoners and treasure and Policemen on orderly duty	...	...	817
Employed in Courts	...	...	72
Engaged in the prevention and detection of crime in rural areas	...	...	3,390
On town, municipal and harbour duty	...	...	0
In Cantonments	...	...	15
Superintendents and Assistant Superintendents	...	...	8
			<u>4,897</u>

The total strength of the Police in this division at the end of the year was 4,897 as against 4,868 of the preceding year. The increase of 29 is due to the addition of 12 officers and 34 men to the Police Force of the Ahmedabad District, in accordance with Government Resolution No. 7705, dated 8th November 1899. The following reductions have also been made :—

In 1898 fourteen men of the Temporary A'bkári Police were included in the sanctioned strength of the Kaira District, and accordingly they were shown in Statement E. They have been omitted from the statement this year. Similarly from the Statement E of the Thána District, one kárkún of the head-quarters Chief Constable (Government Resolution No. 6184 of 18th September 1899) and two men employed at the expense of the Opium Farmer have been omitted.

The total cost of the Police during the year under report was Rs. 8,83,316 against Rs. 8,69,792. The increase in the expenditure is principally due to the additional Police sanctioned for the Ahmedabad District, and also to the leave allowance of Khán Bahádur Nanabhai Cawasji having been paid during the year in addition to the pay of a higher Grade District Superintendent of Police.

41. The following table shows the number of punishments, judicial as well as departmental, including dismissals, inflicted during the year on officers and men :—

Punishments.

District.	Strength of Police.	Number judicially punished.	Number departmentally punished.	Total punishment in 1899.	Average for the last three years	Percentage of punishments in 1899 on the total strength.
Ahmedabad ... ..	1,230	5	105	110	142	8.90
Kaira ... ..	722	9	143	152	132	21.05
Panch Maháls ... ..	680	5	97	102	106	15.00
Broach ... ..	494	...	29	29	78	5.87
Surat ... ..	900	6	242	248	214	27.50
Thána ... ..	848	6	55	61	97	7.10
Total ...	4,874	31	671	702	769	14.40

The total number of punishments was 722 against 754, showing a decrease of 52 and of 67 as compared with the triennial average. The number of judicial and departmental punishments was, respectively, 31 and 671 against 38 and 768 of the preceding year. Taking each district separately, Ahmedabad shows a falling off of 51, Broach 81 and Thána 3 respectively, while Kaira, Panch Maháls and Surat show increases of 19, 15 and 49 respectively. Broach shows the greatest falling off in punishments, and the District Superintendent of Police attributes it to the lenient treatment of defaulters in consideration of the extra work imposed on them on account of plague and famine. The same appears to be the reason for decreases in other districts.

No special reason is assigned by the District Superintendent of Police, Surat, for the very high increase in the number of punishments awarded by him. He, however, remarks that the increased number of punishments was necessary for the maintenance of efficiency and good discipline. The District Magistrate does not go with him in this opinion, and records his conclusion, as the result of the exercise of his appellate jurisdiction, that the Superintendent was unduly severe. The wide variation in the several districts is not altogether satisfactory, as it probably has little ground, but the varying personality of the Superintendents. The Police are of pretty much the same class in all the districts.

Rewards. 42. The following table shows the number of men who have been rewarded for good service :—

District.	Number of men.	REWARDS.			
		By promotion.	Percentage.	By money, &c.	Percentage.
Ahmedabad ... ..	1,230	14	1.13	257	20.9
Kaira ... ..	722	...	...	223	30.8
Panch Maháls ... ..	680	2	.3	404	65.8
Broach ... ..	494	...	...	124	25.1
Surat ... ..	900	4	.4	399	44.3
Thána ... ..	848	7	.8	523	61.6
Total ...	4,874	27	.5	1,930	39.6

The number of rewards by promotion fell from 41 to 27, while the number of money rewards rose from 1,760 to 1,930. In Ahmedabad, Kaira and Surat, rewards seem to have been given very sparingly, while in Thána and Panch Maháls they were given liberally.

43. The general health of the Police appears to have been about the same as in the previous year. Considering the statistics of the different districts separately, the health of the Police of Ahmedabad and Thána does not seem to have been as good as that in the preceding year, which is said to be due to the extra work thrown on the Police on account of famine and plague. The Superintendent of Police, Panch Maháls, appears to have been fortunate in having his men keep good health, notwithstanding the great amount of work thrown on them, the percentages of admissions into hospitals for 1898 and 1899 being, respectively, 41·23 and 20·67.

44. There were 83 deaths among the Police of the division against 77 of the preceding year. The following table shows them in detail:—

Casualties.

District.	No.	Remarks.
Ahmedabad ... ..	14	
Kaira ... ..	8	
Panch Maháls ... ..	26	Of these, 20 deaths were from plague.
Broach ... ..	7	
Surat ... ..	12	
Thána ... ..	16	Of these, 8 persons died from plague.
Total ... ..	83	

Of these, one officer and two men in the Thána District died while they were actively employed on plague suppression duty. A pension has been granted to the heir of one, and steps are in progress to grant it to the heirs of the two others.

45. The following table exhibits the number and percentage of educated policemen in each district of the division:—

Education.

District.	Sanctioned strength.		Able to read and write.		Percentage of those able to read and write.		Percentage of officers and men able to read and write.	Average percentage of last three years.
	Officers.	Men.	Officers.	Men.	Officers.	Men.		
Ahmedabad ... ..	279	951	201	368	72·04	38·69	46·26	45·95
Kaira ... ..	150	572	118	316	78·66	55·24	60·11	58·25
Panch Maháls ... ..	139	541	66	164	47·48	30·31	33·82	32·65
Broach ... ..	109	385	81	162	74·31	42·00	49·18	55·47
Surat ... ..	188	717	133	355	72·67	49·51	54·22	47·19
Thána ... ..	184	664	131	234	71·12	35·24	43·04	41·33
Total ... ..	1,044	3,830	730	1,599	69·92	41·74	47·78	46·81

The number of officers able to read and write shows a decrease of 16, while that of men shows an increase of 102.

In accordance with the Inspector-General of Police's orders, the Superintendents report that training schools were opened in all the districts about the beginning of the rains, but later on in the season they had to be closed on account of the great demands on the Police for famine duty. The school at Thána remained open, however, but it is reported as having not been successful, the chief reason being that good house-accommodation is wanting.



46. The different castes of the officers and men composing the force for the years 1898 and 1899 were as follows:—

Caste.	Officers.		Men.	
	1898.	1899.	1898.	1899.
Christians ... ..	12	17	6	6
Mahomedans ... ..	319	293	1,169	1,230
Bráhmíns ... ..	143	142	394	388
Maráthas ... ..	177	192	812	866
Rajputs ... ..	54	54	205	203
Bhils and Kolis ... ..	78	85	488	485
Pársis and Jews ... ..	30	31	17	14
Sikhs and Gurkas ... ..	...	2	2	2
Lingáyats and Jains ... ..	...	...	...	...
Baniás ... ..	17	24	26	23
Hindus of all other castes ... ..	196	178	601	603
Total ...	1,026	1,018	3,720	3,820

Mahomedans and Maráthas preponderate.

47. The number of vacancies at the end of the year was only 44 as against 107 of the preceding year, distributed as follows:—

Recruiting.

Ahmedabad ... ..	24
Kaira ... ..	6
Panch Maháls ... ..	3
Broach ... ..	3
Surat ... ..	4
Thána ... ..	4
	44

The following will show the number of enlistments in the division:—

District.	Officers.		Men.	
	Educated.	Uneducated.	Educated.	Uneducated.
Ahmedabad ... ..	3	...	90	50
Kaira... ..	2	...	35	19
Panch Maháls ... ..	1	...	31	40
Broach ... ..	1	...	40	*35
Surat... ..	...	...	101	25
Thána ... ..	2	...	35	36
Total ...	9	...	332	205

\* One mounted constable was enlisted in addition to this number.

Evidently, in selecting recruits, preference is given to men who know how to read and write.

48. The number of resignations fell from 163 to 130. Ahmedabad, Panch Maháls and Broach contributed towards the decrease. Kaira and Thána remained stationary, while there was an increase in their number in the Surat District. In this respect the District Superintendent of Police remarks that young men of higher caste join the Police service in expectation of rapid promotion, but they seldom get it, as it is unfair to put them over the heads of older men: In consequence of this they leave the service.

49. Drill and ball practice are subjects upon which the Inspector-General of Police can better comment. From the accounts of the Superintendents and the memoranda of the results of the Inspector-General's inspection of the Police of some of the districts it appears that the drill of the Police is, on the whole, fair. In ball practice, judging by the number of men who passed as marksmen, they were not so good as in 1898, probably for want of practice owing to the continued pressure of duty. The number of marksmen was 55 as against 71, *viz.* :—

Ahmedabad	...	...	...	...	6
Kaira	...	...	...	...	8
Panch Maháls	...	...	...	...	...
Broach	...	...	...	...	10
Surat	...	...	...	...	12
Thána	...	...	...	...	19
					55

Seven of the provincial prizes fell to the Police of the Northern Division against 6 last year. Of the 7, one was won in the Ahmedabad District, two in Kaira, one in Surat and three in the Thána District. Owing to failure of rain and consequent grain disturbances, competition shooting was not held in the Panch Maháls District during the year under report.

50.—*General Efficiency.*

51. During the year Rs. 10,399 were spent on Police buildings. Out of this Rs. 5,735 were spent on original works and Rs. 4,664 on repairs.

The following are the details of expenditure incurred in each district :—

District.	P. W. Department.		Police Department.		Municipalities.		Remarks.
	Original.	Repairs.	Original.	Repairs.	Original.	Repairs.	
	Rs. a. p.	Rs. a. p.	Rs. a. p.	Rs. a. p.	Rs. a. p.		
Ahmedabad	175 0 0	.....	.....	440 11 6	.....	...	Quarters at Sánd, Modás and Dholera, and a new building at Bowls are necessary.
Kaira	90 0 0	.....	252 8 3	523 1 9	.....	...	Police lines are wanted at Thána, Molicmedabad, Dorval and Kaira headquarters.
Panch Maháls	3,009 1 9	.....	187 8 11	375 1 7	.....	...	Police lines are required at Arad, Vejalpur, Kathála and Gadwala.
Broach	.....	923 4 1	250 0 0	179 1 6	250 0 0	...	Additional rooms are required to Head-quarter Police lines at Broach and to Police lines at Amod, Hánvot, Vágra, Anklevar, Jambusar and Pálej.
Surat	.....	1,068 13 10	52 0 0	494 0 10	.....	...	Police lines are required at Munsad, Deçam, Warácha, Kándar, Bhagwa Kadod.
Thána	1,259 5 2	658 6 7	.....	.....	.....	...	Quarters are required at 14 outposts
Total	4,533 6 11	2,652 8 6	1,201 12 2	2,012 1 2	250 0 0	...	

## X.

52. In 838 cases the Village Police rendered assistance to the District Police, but their services were recognized in 21 cases only. They were reported to the District Magistrates in 107 cases for bad conduct.

The Superintendents of Kaira and Panch Maháls find fault with this Agency, and state that they are of not much use to them; but Mr. Gibb, in this respect, remarks that in rural areas the Village Police are as potent agents in the detection and prevention of crime as the District Police, and the Commissioner agrees with him. In Broach and Surat the assistance of the Village Police is warmly acknowledged by both the Superintendent of Police and the District Magistrate.

## XI.

53. The following is reported:—The condition of arms is generally good; in Ahmedabad some of the carbines require rebrowning; in Panch Maháls arrangements have been made to rebrown some; and in Broach some accoutrements having served their time were replaced by new ones during the year.

54. The following statement shows the number of licensed shops for the sale of arms and ammunition in each district and the number inspected by the District Superintendents and their Assistants:—

District.	Number of shops licensed to sell arms and ammunition.	Number visited by the District Superintendent of Police and Assistant Superintendent of Police.	Remarks.
Ahmedabad ... ..	6	5	All the shops were examined by the Police Inspectors and one was examined by the Assistant Superintendent of Police.
Kaira ... ..	3	3	The Police Inspectors examined all the shops.
Panch Maháls ... ..	2	1	The Police Inspector visited both the shops.
Broach ... ..	3	3	The Police Inspectors visited all the shops.
Surat ... ..	3	3	Do. do.
Thána ... ..	13	11	The Police Inspectors examined 10 shops.
Total ...	30	26	

The number of shops licensed to sell arms and ammunition remained the same as last year in all the districts except Panch Maháls and Thána. In the former district it fell by 1 and in the latter by 2. The Superintendent of Police, Panch Maháls, states that as the licensee of one shop did not make any profit in 1898, he did not apply for a license again this year. The same appears to be the reason for decrease in the figures of Thána, though the Superintendent does not mention it. There was a slight increase (21) in the total number of licenses issued or renewed for dealing in arms and ammunition, possessing or carrying arms, &c. In Ahmedabad a larger number of licenses for fire-arms was issued in the year for which no reason is given by the District Superintendent of Police, nor has the District Magistrate explained it. The number of cases under the Arms Act fell from 54 to 50 and the amount of fines from Rs. 473 to Rs. 369.

Inspection of stations and outposts.

55. The following table shows the number of stations and outposts visited by the various officers :—

District.	Officers.	POLICE STATIONS.			OUTPOSTS.		
		Number of stations in charge of each officer.	Visited.	Not visited.	Number of outposts in charge of each officer.	Visited.	Not visited.
Ahmedabad...	<i>Superintendent.</i>						
	Mr. R. P. Lambert ...	5	4	1	20	10	10
	" K. A. Reinold ...	5	1	4	20	9	11
	<i>Assistant Superintendent.</i>						
	Mr. K. A. Reinold ...	7	4	3	19	13	6
	" R. B. Mansukhram Mulji.	7	...	7	19	...	19
	<i>Extra Assistant.</i>						
Kaira ...	Mr. R. B. Mansukhram Mulji.	8	...	8	27	2	25
	<i>Superintendent.</i>						
	Mr. H. R. Hume ...	12	11	1	23	21	2
Panch Maháls	" J. K. N. Kabraji ...	12	...	12	23	...	23
	" K. A. Reinold ...	12	...	12	23	...	23
Broach ...	<i>Superintendent.</i>						
	Mr. R. M. Phillips ...	5	5	...	31	29	2
	<i>Assistant Superintendent.</i>						
Sarat ...	Mr. G. H. White ...	2	2	...	11	9	2
	<i>Superintendent.</i>						
	Mr. T. G. Foard ...	7	4	3	16	7	9
	" R. E. Kanga ...	7	...	7	16	...	16
	" W. H. Luck ...	7	2	5	16	2	14
Thána ...	" J. E. Penton ...	7	...	7	16	...	16
	" J. W. Fellowes ...	7	1	6	16	5	11
	<i>Superintendent.</i>						
Surat ...	K. B. Nanabhai, C. ...	11	...	11	37	3	34
	Mr. T. J. B. Thatcher ...	11	11	...	37	36	1
Thána ...	<i>Superintendent.</i>						
	Mr. E. F. Green ...	8	1	7	26	1	25
	" H. Pogson ...	8	8	...	26	24	2
	" J. B. D. Adams ...	8	1	7	26	3	23
	<i>Assistant Superintendent.</i>						
	Mr. T. G. Ommanney ...	6	5	1	18	16	2
	" H. Pogson ...	6	...	6	18	...	18
" T. S. Greenaway ...	6	2	4	18	4	14	
K. B. R. H. Kotwal ...	6	...	6	18	...	18	

During the year 4 new Police stations were created—1 in the Ahmedabad District and 3 in Kaira; also 2 subsidiary Police stations were created in Panch Maháls. This duty does not appear to be neglected in the division.

## XII.

The number of non-cognizable cases which were sent to the Police for investigation by the Magistrates during the year under report was 484.

The Police executed and served 164,833 warrants and summonses during 1899 as against 135,120 in the preceding year.

The following Police were added to the existing strength during the year under report:—

- Ahmedabad ... A force of 12 officers and 3½ men was added to the Police—*vide* Government Resolution No. 7705 of 8th November 1899.
- Kaira ... Eight extra Head Constables and 70 extra Constables were entertained for plague duty—*vide* Government Resolution No. 1550 of 3rd March 1899; and 10 officers and 100 men were engaged for famine duty—*vide* Government Resolution No. 8621 of 12th November 1899.
- Broach ... Additional Police were sanctioned during the year for the villages of Manubar and Kavi in Broach and Jambusar Talukas respectively, as the Bohras of these villages were found troublesome. The strength was 1 Head Constable and 6 Constables for Manubar and 2 Head Constables and 16 Constables for Kavi. The latter strength was subsequently reduced by 1 Head Constable and 4 Constables. Both the posts have been withdrawn, as the burden was too heavy on the people this year.

The following is an abstract of the information contained in Statement B, Parts I and II, regarding non-cognizable crime:—

District.	Total number of cases, columns 7 and 8.		Number of cases in which the Police were employed, column 9.		Percentage of cases in column 8 to those in column 2.		PERSONS.						Percentage of persons convicted to those appearing before Court.	
							Number of persons appearing before Courts, column 8		Convicted, column 11.		Acquitted or discharged, columns 9 and 10.			
							5		6		7			
1	2		3		4		5		6		7		8	
	1898.	1899.	1898.	1899.	1898.	1899.	1898.	1899.	1898.	1899.	1898.	1899.	1898.	1899.
Ahmedabad ...	89,718	60,841	82	18	·08	·04	89,527	90,073	11,441	16,013	13,889	24,065	12·78	17·77
Kaira ...	11,011	11,994	14	17	·13	·14	13,879	7,138	1,808	2,194	1,708	4,796	13·95	30·74
Panoh Mahāle ...	1,337	1,249	1	...	·07	...	1,905	2,022	450	565	275	197	22·56	27·94
Broach ...	6,607	7,706	24	8	·37	·10	4,848	5,028	1,018	543	324	144	20·99	10·77
Surat ...	25,008	11,045	37	3	·10	·16	43,072	84,086	6,327	7,783	1,520	1,780	14·69	22·83
Thāna ..	7,084	8,763	50	60	·70	·84	11,320	14,055	972	1,090	3,782	6,037	8·59	7·75
Total ...	90,665	81,996	143	106	·16	·12	164,442	162,400	22,116	28,187	21,468	36,979	13·44	18·46

It will be seen from the above table that the number of non-cognizable crime has fallen from 90,665 in the preceding year to 81,996 in the year under report. The district of Surat is mainly responsible for this decrease. It was chiefly in municipal cases, and it seems that in the year under report the people having not had to leave the city on account of plague, like the year preceding, the Municipality found it easier to collect the taxes than in 1898. It is satisfactory to note that the number of cases in which the Police were employed has decreased considerably. The number of persons concerned in these cases has also decreased considerably, and the percentage of convictions has increased.

I have the honour to be,  
Sir,  
Your most obedient Servant,  
F. S. P. LELY,  
Commissioner, N. D.

No. 111 of 1900.

From

J. K. SPENCE, Esquire, C. S. I.,  
Commissioner, C. D.;

To

THE SECRETARY TO GOVERNMENT,  
Judicial Department.

Poona, 8th May 1900.

SIR,

I have the honour to submit the Annual Report on the working of the Police in the Central Division for the year 1899, together with separate reviews of the reports of the six districts and tabulated statements of statistics as noted below :—

Statement A, Parts I to IV.  
Statement B, Parts I and II.  
Statements C, D, E, F, G.  
Supplementary Statement No. II.

This report is prepared in accordance with Government Resolution, Judicial Department, No. 936, dated 7th February 1900.

The subjoined table shows the several officers who have held charge of the offices of Superintendents and Assistant Superintendents of Police in the different districts of the division :—

District.	Name of Officer.	PERIOD.	
		From	To
	<i>Superintendents.</i>		
Ahmednagar ...	Mr. L. H. Spence ...	1st January 1899 ...	5th May 1899.
	„ K. C. Rushton ...	6th May 1899 ...	5th August 1899.
	„ L. H. Spence ...	6th August 1899 ...	31st December 1899.
	<i>Assistant Superintendent.</i>		
	Mr. K. C. Rushton ...	6th August 1899 ...	31st December 1899.
	<i>Police Probationers.</i>		
	Mr. F. C. Griffith ...	1st January 1899 ...	31st December 1899.
	„ J. B. Jenkins ...	20th November 1899 ...	31st December 1899.
	<i>Superintendent.</i>		
Khândesh ...	Mr. W. A. Dubois ...	1st January 1899 ...	31st December 1899.
	<i>Assistant Superintendents, E. D.</i>		
	Mr. E. Priestley ...	1st January 1899 ...	14th July 1899.
	Rão Sáheb Narayan Shripat ...	15th July 1899 ...	28th July 1899.
	Mr. E. Priestley ...	29th July 1899 ...	31st December 1899.
	<i>Assistant Superintendents of Police, W.D.</i>		
	Mr. H. Pogson ...	1st January 1899 ...	16th January 1899.
	„ T. Greenaway ...	17th January 1899 ...	10th July 1899.
	„ D. G. Omsbaney ...	11th July 1899 ...	31st December 1899.

District	Name of Officer.	PERIOD.	
		From	To
Násik	<i>Additional Assistant Superintendent of Police.</i>		
	Mr. W. K. Luck	28th October 1899	31st December 1899.
	<i>Superintendent.</i>		
	Mr. Digby Davis	1st January 1899	31st December 1899.
Poona	<i>Assistant Superintendents of Police.</i>		
	Mr. T. S. Greenaway	1st January 1899	15th January 1899.
	„ K. C. Rushton	18th February 1899	2nd May 1899.
	<i>Superintendent.</i>		
Sátára	Mr. M. Kennedy	1st January 1899	31st December 1899.
	<i>Assistant Superintendent of Police.</i>		
	Mr. J. A. Guider	1st January 1899	31st December 1899.
Sholápur	<i>Superintendents.</i>		
	Mr. Penton	1st January 1899	15th July 1899.
	Mr. Foard	16th July 1899	31st December 1899.
	<i>Police Probationer.</i>		
	Mr. G. H. White	1st January 1899	25th October 1899.
	<i>Superintendent.</i>		
	M. F. Austen	1st January 1899	31st December 1899.

### Police Cases.

1. The total number of Police cognizable cases under "All Classes," including "undetected" and "excluded" cases reported during 1899, was 12,128 as against 11,018 for the preceding year, showing an increase of 1,110 cases. Taking the district separately there was an increase of 1,480 cases in Khándesh, 68 in Násik and 4 in Sholápur, and a decrease of 35 in Ahmednagar, 249 in Poona and 158 in Sátára.

(a) Under the Penal Code there were in all 10,043 cases reported during the year as against 9,221 in the preceding year with a net increase of 822 cases. The increase is specially noticeable in Khándesh owing to two important factors, viz., famine and influx of strangers into the district for employment on railway constructions.

(b) Under Class VI there were in all 2,085 cases as against 1,797 in the previous year; the chief increase being 250 cases in Khándesh and 121 in Sholápur.

### Excluded cases with details.

2. The number of excluded Penal Code cases during the year was 4,316 as against 4,560 in the preceding year. The following table shows the total Police cases under the Penal Code for disposal, the number excluded and the percentage of excluded cases:—

District.	Columns 7, 11 and 20 of State- ment A, Part III, total for disposal.	Excluded cases.	Percentage.
Ahmednagar ...	1,086	477	43.92
Khándesh ...	4,553	1,344	29.51
Násik ...	1,503	682	45.37
Poona ...	1,351	632	46.78
Sátára ...	1,871	553	29.55
Sholápur ...	1,218	628	51.55
Total ...	11,582	4,316	37.26

In Indian Penal Code cases, Sholápur takes the load with a percentage of 51.55 as against 53.30 in the preceding year. In all the districts the proportion of these cases has to a certain extent fallen, which shows an improvement over the last year.

Adding Class VI cases, the total number of cases for disposal was 13,790, out of which 4,523 were excluded, and the total percentage of excluded cases is 32.94 as against 39.91 in 1898.

#### *Maliciously false cases.*

3. Out of 4,316 excluded cases 221 were declared maliciously false as against 292 in the previous year. The net decrease of 71 cases is satisfactory. It is noticeable in the districts of Ahmednagar (9), Khándesh (3), Násik (36), and Poona (31), as against increase of 3 in Sátára and 5 in Sholápur. The decrease in Násik and Poona is satisfactory.

(a) The number of cases in which sanction of Magistrates to prosecute was applied for was 48 as compared with 65 in 1898; of these sanction was accorded in 42 cases as against 52, prosecution was undertaken in 42 cases against 30 and convictions secured in 21 or 50 per cent. as compared with 10 or 33 per cent. last year. The number of successful prosecutions is satisfactory. In 7 cases against 15 of last year prosecutions had to be withdrawn for want of evidence. It is not apparent why in the first place sanction to prosecute was applied for in these cases.

(b) In addition to the above prosecutions, the Superintendents of Police of their motion accorded sanction for the prosecution of complainants in 95 cases, as against 109 in the preceding year, of which 32 resulted in conviction, 27 in acquittal and 3 in the withdrawal of complaints. Twenty-nine were pending at the close of the year, while complaints had not been lodged in 4 cases, the sanction being received at the close of the year.

In all 137 prosecutions were instituted, of which 53 or 38.6 ended in conviction.

#### *Vexatious complaints.*

4. The number of vexatious complaints in which Section 250 of the new Criminal Procedure Code was applied was 13 as against 23 in 1898, 7 of which belonged to Násik, 5 to Khándesh, and 1 to Poona. The above results tend to show that the Magistrates did not make proper use of the provisions of Section 250 of the Criminal Procedure Code.

#### *Total real cases.*

5. As Statement A, Part III, nowhere gives statistics dealing with true crime reported during the year, the following remarks are based on figures relating to true crime disposed of.



The total number of real cases disposed of under all classes during the year under report was 7,370 as against 5,907 of 1898; of these 5,513 were Penal Code cases as against 4,637 and 1,857 under Class VI as against 1,270 of the previous year. The following table shows in detail for each district the total of real cases disposed of within the year both under the "Penal Code" and under Class VI:—

District.	Real cases disposed of under all classes.	Under Penal Code only.	Under Class VI only.
Ahmednagar ...	688	484	204
Khándesh ...	3,505	2,649	856
Násik ...	954	603	351
Poona ...	755	595	160
Sátára ...	879	783	96
Sholápur ...	589	399	190
	7,370	5,513	1,857

*Real and false cases and their proportion to cases reported.*

6. As compared with last year's figures the proportion of real cases disposed of, and of false cases to cases reported during the year under report is shown in the following table:—

	1898.					1899.				
	Number of cases reported and taken up by the Police.	True cases disposed of.	False cases.	Percentage of true cases to cases reported.	Percentage of false cases to cases reported.	Number of cases reported and taken up by the Police.	True cases disposed of.	False cases.	Percentage of true cases to cases reported.	Percentage of false cases to cases reported.
All Classes ...	11,018	5,907	4,727	53·61	43·90	12,128	7,370	4,543	60·76	37·45
Penal Code ...	9,221	4,637	4,560	50·28	49·45	40,043	5,513	4,316	54·89	42·97
Class VI ...	1,797	1,270	167	70·67	9·29	3,085	1,857	227	89·06	10·88

The percentage of true cases disposed of to cases reported under "All Classes" is 66·76 as against 53·61, 54·89 as against 50·28 in cases under the "Penal Code," and 89·06 as against 70·67 under "Class VI," from which it will be observed that the percentage of true cases has generally increased. On the other hand the percentage of false cases has satisfactorily decreased in Penal Code cases from 49·45 to 42·97, while in Class VI cases it has increased slightly from 9·29 to 10·88.

*Proportion of true crime to population.*

7. According to the general census of 1891, the population of the division is 6,237,666, while the number of true cases disposed of during the year under report was 7,370 as against 5,907 in the previous year. This shows a proportion of 1 real case to 846 persons or ·11 per cent. during the year under review as compared with 1 to 1,055 or ·09 per cent. in the previous year.

From the above it appears that crime has increased owing principally to famine and plague.

*Proportion of crime to Police.*

8. The number of cognizable cases reported and taken up by the Police and Magistrates was 15,303, and the number of Policemen engaged on prevention and detection of crime was 4,143 including officers and men. This gives a proportion of 3·63 cases to 1 Policeman so employed, as against 3·63 in the preceding year.

*Result of trial of persons by classes of cases.*

9. The following table gives the result of trial of persons by classes of cases for the year under report, as compared with the previous year:—

Class.	1898.				1899.			
	Number of persons tried.	Number of persons acquitted.	Number of persons convicted.	Percentage of persons convicted to persons tried.	Number of persons tried.	Number of persons acquitted.	Number of persons convicted.	Percentage of persons convicted to persons tried.
Abetments ...	...	...	...	...	7	5	2	28.57
Class I ...	577	256	308	54.60	486	259	222	46.15
Do. II ...	797	401	366	47.71	760	342	345	60.21
Do. III ...	3,061	1,283	1,655	56.33	2,735	1,101	1,612	94.10
Do. IV ...	88	51	11	17.74	84	25	33	58.89
Do. V ...	3,635	1,028	2,585	71.54	5,058	1,474	3,531	70.54
Do. VI ...	2,027	416	1,599	78.75	2,341	320	1,999	86.16
Total ...	10,185	3,435	6,524	65.50	11,471	3,526	7,744	68.71

Besides the number of 3,526 acquitted and discharged, 16 died during trial, 4 escaped, 4 were made approvers, the cases against 142 were compounded, 33 were acquitted on withdrawal of complaints, and 2 went mad, making a total of 201 persons, which makes up the difference between the total number of persons tried and those acquitted and convicted during the year under report. The percentage of persons convicted to persons tried, exclusive of persons concerned in cases compounded, withdrawn, &c., is 68.71 as compared with 65.50 in the previous year.

*Police true cases under Penal Code separately.*

10. These cases have already been dealt with in paragraph 5 above. The intention of this separate heading is not clear.

*Pending cases.*

11. The number of pending cases at the close of 1899 under all classes has increased from 1,552 in 1898 to 1,877 during the year under report. Taking the cases pending with the Police and with the Magistrates separately under all classes as well as under the Penal Code and Class VI, the result is as detailed in the subjoined table:—

Pending.	Cases under all classes.	Cases under Penal Code.	Cases under Class VI.
With the Magistrate ...	1,216	1,115	101
With the Police ...	661	636	25
Total ...	1,877	1,751	126

Of the 1,216 cases shown as pending with Magistrates, 726 cases await orders from Magistrates on final reports by the Police. The actual cases pend-

ing before Magistrates amount, therefore, to 490 in all. In the several districts separately the pending cases under the Penal Code and under all classes were as given below :—

District.		Penal Code.	All classes.
Ahmednagar	{ 1898 ...	107	111
	{ 1899 ...	125	137
Khándesh	{ 1898 ...	451	482
	{ 1899 ...	560	594
Násik ...	{ 1898 ...	155	163
	{ 1899 ...	218	239
Poona ...	{ 1898 ...	149	150
	{ 1899 ...	122	134
Sátára ...	{ 1898 ...	515	525
	{ 1899 ...	535	554
Sholápur...	{ 1898 ...	152	155
	{ 1899 ...	191	219

The increase under the Penal Code is noticeable in the districts of Ahmednagar (18), Khándesh (109), Násik (63), Sátára (20) and Sholápur (39) as against a decrease of 27 in Poona. Of the total number of pending cases under all classes, 661 were under investigation by the Police and 1,216 under disposal by Magistrates. The last year's cases included cognizable cases taken up by Magistrates direct while this year the direct cases pending at the close of the year have been dealt with in paragraph 25, according to the revised form.

*Serious crime generally.*

12. The number of murder cases pending at the close of 1898 was 53. The number of fresh cases in 1899 was 104, making a total of 157, of which 38 ended in conviction, 24 in discharge, 25 remained undetected, 30 proved false, the accused in 3 cases died, &c., in 9 cases final reports were sent to the Magistrates for orders, 12 were pending with Magistrates and 16 with the Police at the end of the year.

As regards attempts to commit murder and culpable homicide, with the 12 cases pending at the close of the last year and with 48 fresh cases in 1899, the total number of cases for disposal was 60, of which 12 ended in conviction, 5 in discharge, 25 proved false, 2 remained undetected, the accused in 2 died, &c., 3 were reported on to Magistrates for final orders, 7 were pending with Magistrates and 4 with the Police at the end of the year.

There were 732 fresh cases of dacoity during the year under report. With 141 cases pending at the beginning of the year, the total number of cases for disposal was 873, of which 79 ended in conviction, 35 in discharge, 66 proved false, 403 were undetected, 2 withdrawn, 67 reported on to Magistrates for final orders, 133 pending with Magistrates, and 88 with the Police at the end of the year.

As regards highway robberies between sunset and sunrise there were 136 fresh cases, which with 14 pending cases made a total of 150 for disposal. Of these 20 ended in conviction, 4 in discharge, 36 proved false, 75 were undetected, 8 reported on to Magistrates for final orders, 6 pending with Magistrates,

and 1 with the Police at the close of the year. There was no serious crime of an extraordinary nature during the year under report.

Under the more important heads of crime, murders have decreased by 32, while dacoities alone have increased by 360. The increase is due to the prevalence of famine. Many of the most brutal and daring dacoities in talukas bordering on the Holkar and Hyderabad territories in the Khándesh District were committed by gangs from over the border. The noteworthy incidents in connection with serious crime during the year under report were:—

(1) The shooting of the Koli dacoit leader, Haibati Khadya, by a Police Constable in the Akola Taluka of the Ahmednagar District in August last.

(2) The shooting of a Vanjari dacoit, at Tondoli in the Shevgaon Taluka of the Ahmednagar District, in December last by Balmukund Ramchand, a Márwádi licensed gun-holder, when the house in front of his was attacked by dacoits in the night.

(3) The capture of Sakya Satpute, a dacoit leader, on the 14th August 1899, which brought to a successful close the operations against the dacoit bands which had infested the districts of Násik, Nagar and Thána since January 1898.

*Professional crime.*

(a) No crime of a professional nature was committed during the year under report. Although there are professional criminals, such as Bhántias and Takaris in the Poona and other districts, their depredations are entirely confined to railways and distant provinces.

*Visitation of serious crime.*

(b) The following table shows the investigation of serious crimes by Superintendents and their Assistants during the year under report:—

District.	Number of serious crimes occurred during the year.	Number of cases in which scenes were visited and personal investigation made.	Number of cases in which scenes were not visited.
Ahmednagar ... ..	73	49	24
Khándesh ... ..	809	801	508
Násik ... ..	63	25	38
Poona ... ..	19	10	9
Sátára ... ..	65	16	49
Sholápur ... ..	33	13	20
Total ... ..	1,062	414	648

It will be observed from the above that out of 1,062 cases the scene of offence was visited in 414 cases only. The reasons for not visiting the scene of offence in 648 cases have been summarized in the subjoined table:—

District.	Accused were arrested at once.	Cases reported as false.	Engaged in investigating other important crimes.	Engaged in Court.	Distance from the scene of crime.	Crimes were not serious.	Drill Examination.	Police arrangements for His Excellency the Viceroy.	Other causes such as illness, heavy rain or other departmental duty.
Ahmednagar ... ..	5	5	4	...	2	4	1	...	3
Khándesh ... ..	103	110	181	28	13	...	...	...	73
Násik ... ..	22	6	7	...	...	...	...	1	1
Poona ... ..	3	...	3	...	1	...	...	1	1
Sátára ... ..	15	...	9	...	10	...	...	...	15
Sholápur ... ..	7	...	...	...	...	...	...	...	13
In 11 cases the reasons have not been given.									

*Sessions cases and persons.*

13. Information regarding Sessions cases is given in the subjoined form :—

District.	Number of cases committed during the year, including those pending from previous year.	Number of cases tried during the year.	Number of cases ending in conviction.	Number of cases ending in discharge or acquittal.	Number of cases pending.	Remarks.
Ahmednagar... ..	40	34	15	19	5	One case was withdrawn.
Khándesh ... ..	134	66	48	18	68	Three cases were withdrawn.
Násik... ..	77	59	37	22	15	
Poona... ..	47	45	32	13	2	
Sátára ... ..	77	68	52	16	9	
Sholápur ... ..	31	20	17	3	11	
Total ... ..	406	292	201	91	110	

Excluding 71 cases of the previous year, the total number of cases committed during the year was 335 against 400 in 1898. The percentage of conviction of cases tried has slightly decreased from 72·26 to 68·83. Taking the percentage for the districts separately, it has risen from 57·14 to 85 in Sholápur and from 70·49 to 71·11 in Poona, and fallen in all other districts except Khándesh, where it remained the same.

The following table shows the results as regards persons concerned in the Sessions cases mentioned in the above table :—

District.	Number of persons committed during the year, including those pending from previous year.	Number of persons tried during the year.	Number of persons convicted.	Number of persons discharged or acquitted.	Number of persons pending.	Remarks.
Ahmednagar ... ..	133	100	31	69	33	Three charges withdrawn. One accepted as approved. Five not explained.
Khándesh ... ..	966	404	259	145	562	
Násik ... ..	327	277	126	151	41	
Poona ... ..	132	119	89	30	13	
Sátára ... ..	197	174	115	59	23	
Sholápur ... ..	109	78	40	33	31	
Total ... ..	1,864	1,152	660	492	703	

The total number of persons committed during the year was 1,864 against 2,209 in the preceding year. The percentage of convictions to persons tried has slightly risen from 56·07 in 1898 to 57·29 during the year under report. Taking the percentages for the districts separately, they have risen from 53·64 to 64·30 in Khándesh, from 50·71 to 74·78 in Poona, and from 39·96 to 51·28 in Sholápur, while they have fallen in Násik from 63·73 to 45·48, in Nagar from 50·73 to 31, and in Sátára from 75·27 to 66·09.

*Undetected cases.*

14. The following table shows the number of undetected cases, that is, true cases not brought to trial and the percentages they bear to real cases disposed of within the year :—

District.	Real cognizable cases disposed of within the year.	Undetected cases. Column 17, Statement A. Part III.	Percentage.
Ahmednagar ... ..	688	124	18.02
Khândesh ... ..	3,505	1,783	50.87
Násik ... ..	954	160	16.77
Poona ... ..	755	113	14.96
Sátára ... ..	879	257	29.23
Sholápur ... ..	589	80	13.58
Total ...	7,370	2,517	34.15

The percentage of the division has decreased from 38.01 to 34.15. The percentage in Ahmednagar has decreased from 20.81 to 18.02, in Khândesh from 56.91 to 50.87, in Násik from 37.61 to 16.77, in Poona from 19.73 to 14.96, and in Sholápur from 32.04 to 13.58, while it has increased in Sátára from 27.96 to 29.23.

*General results of working.*

15. The total number of cases for disposal by the Police during the year under report under all classes was 13,790. The number of true cases disposed of was 7,370 and of those decided by trial was 4,833. The percentage of convictions to true cases disposed of was 59.86 as against 61.02 in 1898, and the percentage of convictions to cases decided by trial was 91.28 as against 91.95 in the previous year. The percentages under the different headings for "All Classes" and for "Cases under the Penal Code" and Class VI separately are given in the subjoined table with the number of cases for the year under report:—

Description.	All Classes.	Indian Penal Code.	Class VI.
Number for disposal ... ..	13,790	11,582	2,208
Number disposed of (true cases) ... ..	7,370	5,513	1,857
Number excluded ... ..	4,543	4,316	227
Number undetected ... ..	2,517	2,497	20
Number decided by trial ... ..	4,833	2,999	1,834
Number ended in conviction ... ..	4,412	2,661	1,751
Number pending at the close of the year ... ..	1,877	1,753	124
Percentage of convictions to true cases disposed of	59.86	48.26	94.29
Percentage of convictions to cases decided by trial.	91.28	88.73	95.47

Judged by the usual tests the general results of Police administration are as follows as compared with the preceding year:—

Year.	Percentage of real cognizable cases ending in conviction to true cases disposed of.	Percentage of real cognizable cases ending in conviction to true cases decided by trial.	Percentage of persons convicted to persons arrested by Police <i>suo motu</i> .	Percentage of persons convicted to persons disposed of by trial.	Percentage of property recovered to stolen.	Percentage of cases in which property was recovered to cases in which property was stolen.
	— 1.	2	3	4	5	6
1899 ... ..	59.86	91.28	64.58	67.15	31.6	63.8
1898 ... ..	61.02	91.95	62.58	66.19	39.41	62.03

*Action of the Police in dealing with offences under A'bkári, Salt,  
Customs and Opium Laws.*

16. The following table indicates the action of the District Police in dealing with offences under the A'bkári, Opium, Salt and Customs Acts separately:—

District.	A'BKÁRI ACT.						OPIUM ACT.						SALT ACT.					
	Cases reported.	Cases detected and investigated by the District Police.	Cases brought to trial.	Cases convicted.	Cases discharged or acquitted.	Cases pending at the close of the year.	Cases reported.	Cases detected and investigated by the District Police.	Cases brought to trial.	Cases convicted.	Cases discharged or acquitted.	Cases pending at the close of the year.	Cases reported.	Cases detected and investigated by the District Police.	Cases brought to trial.	Cases convicted.	Cases discharged or acquitted.	Cases pending at the close of the year.
Ahmednagar ... ..	26	16	12	10	1	1	1	1	1	1	...	...	...	...	...	...	...	...
Khándesh ... ..	654	65	64	56	8	...	22	5	5	5	...	...	...	...	...	...	...	...
Nárik ... ..	178	80	29	26	3	...	4	1	1	...	1	...	...	...	...	...	...	...
Poona ... ..	21	17	15	13	...	2	9	9	9	9	...	...	...	...	...	...	...	...
Sátára ... ..	6	6	3	1	2	...	...	...	...	...	...	1	1	1	1	...	...	...
Sholápur ... ..	22	8	8	6	1	1	10	1	1	1	...	41	9	9	8	...	...	1
Total n.	907	142	131	112	15	4	46	17	17	16	1	42	10	10	9	...	...	1

Out of 907 cases under the A'bkári Act, 142 were investigated by the District Police. Of these, 131 were brought to trial, of which 112 ended in conviction, 15 in discharge or acquittal, and 4 were pending at the close of the year.

As regards the cases under the Opium Act, out of 46, 17 were detected and brought to trial by the District Police, of which 16 resulted in conviction and 1 was discharged.

Out of 42 cases under the Salt Act, 10 were detected and brought to trial by the District Police, of which 9 ended in conviction and 1 was pending at the close of the year. There have been no cases detected by the Police under the Customs Act. The Superintendent of Police of the Poona District suggests that considerable advantage would accrue if the A'bkári Inspectors were graded with the ordinary Police, and with their subordinates worked as all other Police do under the direct supervision of the District Superintendent of Police.

*Persons in Police cases.*

17. During the year under report, 12,150 persons were arrested by the Police *suo motu* under all classes as against 10,106 in 1898. Including 1,176 accused in cases pending before Magistrates and in custody of the Police at the close of the year 1898, and 399 accused arrested under orders of Magistrates during the year under report, the number of persons to be accounted for was 13,725 as against 11,730 in the year 1898. Of this number, 363 were released without being brought to trial as against 339 in the preceding year, 157 were in the custody of the Police at the close of the year under report as compared with 86 in the previous year, and 5 died and 6 escaped while in Police custody. Thus, the number of persons to be tried was 13,194 as compared with 11,285 in the previous year; of this number, 7,744 were convicted, 3,727 discharged, including those in cases which were compounded, &c., as against 6,524 and 7,096, respectively, in 1898, and 1,723 were pending trial at the close of the year under report, as compared with 1,110 in the previous year.

*Released without trial, all classes, Indian Penal Code and Class VI.*

18. In all 363 persons were released without being brought to trial under all classes. Of these, 345 were released in Penal Code cases against 328 in the previous year and 18 in cases under Class VI as compared with 11 in 1898.

*Disposed of by trial, all classes, Indian Penal Code, and Class VI.*

19. Altogether 11,471 persons were disposed of by trial—9,130 under the Indian Penal Code and 2,341 under Class VI. Convictions were obtained in 7,744 cases under all classes, 5,745 being under the Indian Penal Code and 1,999 under Class VI. The percentage of persons tried to persons convicted was 68·71,

as compared with 65.50 in the previous year under all classes ; the percentages under the Penal Code and Class VI being 62.92 and 85.39, respectively.

*Total direct cases for disposal.*

20. The total number of cases taken up by Magistrates direct, including cases pending at the beginning of 1899, was 3,406, against 3,765 in the preceding year.

*Excluded cases and percentage.*

21. The number of excluded cases was 908 against 1,054 in the preceding year. The percentage of excluded cases to total cases for disposal was 26.65 against 27.99 in the previous year.

*Real cases.*

22. The number of total real cases for disposal was 2,498 against 2,711 in the preceding year.

*Real cases tried.*

23. The total number of real cases tried was 2,356 against 2,474 in 1898.

*Cases ending in conviction and percentage.*

24. The number of cases ending in conviction was 1,285 against 1,315 in the year 1898. The percentage of cases ending in conviction to real cases tried was 54.54 against 53.15 in the year 1898.

*Pending cases.*

25. The number of cases pending at the close of the year 1899 was 133 against 233 in 1898. The following table gives similar information for each district separately :—

District.	Total cases for disposal.	Excluded cases.	Percentage.	Real cases.	Real cases tried.	Cases ending in conviction.	Percentage.	Pending cases.
Ahmednagar ...	381	79	20.73	302	287	148	51.56	15
Khândesh ...	635	213	35.20	392	382	256	67.01	10
Násik ...	635	83	13.07	552	528	322	60.98	17 <sup>(a)</sup>
Poona ...	1,091	341	31.25	750	691	377	54.56	57 <sup>(b)</sup>
Sátára ...	483	135	28.15	348	319	125	39.18	29
Sholápur ...	211	57	26.54	154	149	57	38.25	5
Total ...	3,406	908	26.65	2,498	2,356	1,285	54.54	133

(a) Besides accused escaped in six cases and died in one.

(b) In two cases accused are dead.

*Persons in direct cases arrested otherwise than by the Police (Magistrate and otherwise).*

26. The total number of persons arrested in cognizable cases taken up by Magistrates direct during the year under report, including those pending at the close of last year, was 6,341.

*Persons in excluded cases.*

27. The total number of persons in excluded cases was 1,110.

*Persons in real cases.*

28. The total number of persons arrested in real cases was 5,231.

*Persons tried.*

29. The total number of persons tried was 4,963.

*Persons convicted.*

30. The total number of persons convicted during the year under report was 2,339. The percentage of persons convicted to persons tried was 47.12.



*Persons pending trial.*

31. The number of persons pending at the close of the year under report was 257. The following table shows in detail similar information for each district separately :—

(V)—Persons in direct cases—

District.	Persons arrested otherwise than by the Police.	Persons in excluded cases.	Persons in real cases.	Persons tried.	Persons convicted.	Persons pending trial.	Remarks.
Nagar ...	736	66	670	633	310	37	
Khândesh ...	1,334	264	1,070	1,037	588	33	
Násik ...	1,068	168	900	868	496	25	Seven escaped.
Poona ...	1,567	289	1,278	1,196	587	80	Two died in real cases.
Sátára ...	1,111	196	915	845	261	68	Do. do,
Sholápur ...	525	127	398	384	97	14	
Total ...	6,341	1,110	5,231	4,963	2,339	257	

The above paragraphs 20—31 refer to direct cases and persons concerned therein. The information regarding direct cases, including those referred to the Police for investigation by Magistrates, is given in Statement A, Part I, and of persons concerned therein in Statement A, Part II. The information for paragraphs 20 to 25 has to be obtained from Statement A, Part I, and for paragraphs 26 to 31 from Statement A, Part II. The District Superintendents are required to report on these paragraphs on receipt of the two statements from District Magistrates or from summaries received in Form E from Taluka Magistrates. The summaries are not generally punctually supplied by Magistrates to the Police, and hence the information based on the summaries is generally incomplete. During the year under report complete information under these paragraphs has been supplied by the District Superintendent of Police of the Ahmednagar District alone. The information given in the reports from Sátára, Sholápur and Násik is incomplete, while Khândesh and Poona have left the paragraphs blank. The information has, however, been supplied by District Magistrates in Statements A-I and A-II. In Sholápur, the District Magistrate seems to have omitted from these statements some of the direct cases referred to the Police for investigation, as the figure in column VII of Statement A, Part I, is 7, while the number of such cases, as reported by the Superintendent in paragraph XII, is 94.

The following is an abstract of the information contained in Statement B Parts I and II, regarding non-cognizable crime, for which no heading has been provided in the new form :—

District.	Cases.						Persons.							
	Total number of cases.		Number of cases in which the Police were employed.		Percentage of cases in column 3 to those in column 2.		Number of persons appearing before the Courts.		Convicted.		Acquitted or discharged.		Percentage of persons convicted to those appearing before the Court.	
	1	2	3	4	5	6	7	8	9	10	11	12	13	14
	1898.	1899.	1898.	1899.	1898.	1899.	1898.	1899.	1898.	1899.	1898.	1899.	1898.	1899.
Nagar...	17,694	18,091	19	5	10	09	24,588	42,612	1,970	8,556	2,050	2,802	8'03	8'34
Khândesh ...	9,253	7,067	94	28	1'01	38	14,645	10,301	1,963	1,364	1,844	1,369	13'40	13'24
Násik ...	6,621	9,069	16	6	24	06	10,816	13,929	2,508	3,411	3,010	4,424	23'14	26'38
Poona ...	16,128	15,301	1	8	...	05	13,805	21,738	6,013	6,166	858	3,361	57'79	28'37
Sátára ...	8,148	10,031	45	18	56	17	11,574	13,359	1,831	1,491	2,081	2,591	13'71	11'16
Sholápur ...	16,816	14,528	19	11	12	07	12,615	13,895	1,982	3,544	629	811	15'71	26'45
Total ...	73,547	74,937	194	76	26	10	68,052	114,324	15,018	19,582	10,469	16,358	20'46	17'08

From the above figures it will be seen that there was an increase of 1,390 in the number of non-cognizable offences. Taking the districts separately there was an increase of 2,548 in Násik, 1,886 in Sátára, and 407 in Ahmednagar. On the other hand there was a decrease of 1,296 in Khándesh, 867 in Poona, and 1,288 in Sholápur. The number of persons appearing before the Courts has increased by 26,272. But the number of convictions has decreased by 1,514. The percentage of convictions has fallen considerably from 57·79 to 28·37 in Poona, while it has increased from 15·71 to 26·45 in Sholápur.

*Property stolen and recovered.*

32. The value of property stolen during the year was Rs. 6,91,019, which added to Rs. 1,59,116, the value of property in pending cases at the close of the year 1898, brought the total value, with which the Police had to deal, to Rs. 8,50,135, but property to the value of Rs. 742 was recovered in magisterial cases without the intervention of the Police. Property to the value of Rs. 2,68,670 or 31·6 per cent. was recovered as against Rs. 3,04,692 or 39·41 per cent. in the previous year. The percentage is still low. The percentage of cases in which recoveries were made is 63·8 as against 62·08 of the previous year.

In pending cases property to the value of Rs. 4,21,407 was involved as against Rs. 1,85,614 in 1898, an unsatisfactory feature in which all districts share except Poona, which shows the greatest degree of success achieved in regard to the percentage (70·84) of property recovered. The other districts show very poor results, viz., Ahmednagar 23·8, Khándesh 24·10, Násik 21·43, Sátára 35·62 and Sholápur 36·60. Looking to the percentage of cases in which property was recovered, Poona again stands first, having a percentage of 78·54. Ahmednagar has a percentage of 55·5, Khándesh 47·51, Násik 70·16, Sátára 64·69 and Sholápur 72·74.

*Habitual Crimes, Bad Characters.*

33. The following comparative table shows the number of persons dealt with under Chapter VIII of the Criminal Procedure Code during the years 1898 and 1899:—

District.	NUMBER OF PERSONS				Remarks.
	Brought before the Magistrate under Chapter VIII.		Required to give security.		
	1898.	1899.	1898.	1899.	
Ahmednagar ... ..	137	161	118	139	
Khándesh ... ..	128	148	101	122	
Násik ... ..	471	333	285	262	
Poona ... ..	114	130	73	81	
Sátára ... ..	114	54	75	51	
Sholápur ... ..	57	125	36	96	
Total ... ..	1,021	951	688	718	

The total for the two years shows a net decrease of 70 persons placed before the Courts to be bound over to be of good behaviour. The decrease is noticeable in Násik and Sátára only, the other districts showing an increase. The number of persons who were ordered to give security was 718 as compared with 688 in 1898. In the Násik District, Chapter VIII of the Criminal Procedure Code appears again to have been used with good effect although the figure for the year under report is less than that of 1898. The percentage of persons ordered to give security to that of persons placed before the Magistrates is 80·50

as against 67·38 in 1898. Full particulars of these cases are given in the sub-joined table:—

Particulars.	Ahmednagar.		Khándesh.		Násik.		Poona.		Sátára.		Sholápur.	
	1898.	1899.	1898.	1899.	1898.	1899.	1898.	1899.	1898.	1899.	1898.	1899.
Number of persons prosecuted	137	161	128	148	471	333	114	130	114	54	57	125
Number of persons ordered to give security after conviction ... ..	118	136	101	122	285	232	73	81	75	51	36	96
Number of persons who furnished security ... ..	21	23	34	23	43	23	24	26	49	38	10	8
Number of persons sent to Jail because of their failure to furnish security ... ..	97	108	67	100	242	239	49	55	26	13	26	88
Number of persons pending at the close of the year ...	8	9	14	7	30	4	3	7	22	1	...	21

Note.—The above figures are exclusive of pending cases of 1898, which were dealt with as follows:—

Ahmednagar ...	8 sent to Jail.	8	Poona ...	1 sent to Jail. 1 discharged. 1 absconded.	3
Khándesh ...	1 furnished security. 11 sent to Jail. 2 discharged.	14	Sátára ...	17 furnished security. 2 sent to Jail. 8 withdrawn.	23
Násik ...	1 furnished security. 8 sent to Jail. 14 discharged. 5 prosecutions withdrawn.	30	Sholápur ...	There were no pending cases of 1898.	...

#### Habitual Offenders.

34. The following table exhibits the number of accused persons who were identified as having been previously convicted and those who were adjudged habitual offenders:—

District.	Number of accused convicted under (all classes).	Under Penal Code only.	Number of persons identified as having been previously convicted.	Number of persons classed as habitual offenders.
1	2	3	4	5
Ahmednagar ... ..	808	595	77	56
Khándesh ... ..	3,230	2,329	248	142
Násik ... ..	1,362	904	93	95
Poona ... ..	881	743	94	27
Sátára ... ..	753	661	86	80
Sholápur ... ..	710	513	60	12
Total ... ..	7,744	5,745	664	412

412 persons were classed as habitual offenders against 313 in the previous year and 664 were identified as having been previously convicted against 789.

#### Criminal classes and influx of suspicious foreigners.

35. No particular influx of suspicious foreigners was noticed during the year under report. As regards criminal classes these include Rámoshis, Mángs, Kolis and Thákars in Poona; Kaikadis, Mángs, Fase Pardhis, Davri Gosavis and Tukari Bhámtás in Sholápur, and Patháns in Sátára. No information has been given on this point regarding other districts. The Rámoshis, Mángs, Kolis, Thákars, Kaikadis and Fase Pardhis are addicted to all offences against property including dacoity and those accompanied by violence, while Bhámtás

generally confine themselves to minor thefts. The Takaris' thieving expeditions are generally confined to Northern India and to remote places on the railway. The Patháns in the Sátára District wander in villages under the guise of linen drapers with a view to obtaining information about the residence of monied men and then raid the villages when their plans are matured.

*Escapes and Recaptures.*

36. The number of prisoners who escaped from Police custody and from lock-ups, &c., is given below :—

District.	Number escaped.	Number recaptured.	Number still at large.	Remarks.
Ahmednagar ... ..	5	5	...	
Khándesh... ..	9	5	4	
Násik ... ..	4	4	...	
Poona ... ..	10	8	2	
Sátára ... ..	8	*6	2	* Include 2 escapes of the previous year.
Sholápur ... ..	3	1	2	
Total ... ..	39	29	10	

Of the total 39 escapes as against 78 of the previous year, 24 were from the custody of the District Police, 11 from that of the Village Police, 1 from that of State Police and 3 from the District Jails.

The percentage of recaptures to escapes was 61.53 against 80.77 in the previous year.

*Police Establishment, Court Prosecutors and Court Jamádárs.*

37. The following table indicates the number of Court Jamádárs and the result of cases conducted by them during the year under report as compared with the last year :—

District.	Number of Court Jamádárs.	Number of cases conducted	Number of cases in which convictions were obtained.	Number of cases ending in discharge or acquittal.	Number of cases pending at the close of the year before Courts.	Remarks.
1899.						
Nagar ... ..	32	486	427	59	...	
Khándesh ... ..	13	293	204	71	18	
Násik ... ..	9	136	113	10	7	
Poona ... ..	10	293	222	62	9	
Sátára ... ..	13	341	239	63	34	
Sholápur ... ..	8	235	168	46	1	
Total ... ..	85	1,784	1,393	322	69	
1898.						
Nagar ... ..	23	469	406	63	...	
Khándesh ... ..	9	219	169	45	5	
Násik ... ..	9	151	130	21	...	
Poona ... ..	10	391	305	69	17	
Sátára ... ..	11	450	334	90	26	
Sholápur ... ..	8	330	257	72	1	
Total ... ..	75	2,010	1,601	360	49	

Court Prosecutors have been appointed for the districts of Poona, Ahmednagar, Khándesh and Sátára only. The superintendents of the other two districts suggest the employment of one Court Prosecutor for each district. The work done by Court Prosecutors is summarised in the subjoined table :—

District.	Number of Court Prosecutors.	Number of cases conducted by Court Prosecutors.	Number of cases in which convictions were obtained.	Number of cases ending in discharge or acquittal.	Number of cases pending at the close of the year before Courts.	Remarks.
			1899.			
Nagar ... ..	1	80	69	10	1	
Khándesh ... ..	1	116	91	23	2	
Násik ... ..	...	...	...	...	...	
Poona ... ..	1	87	74	10	3	
Sátára ... ..	1	116	85	13	18	
Sholápur ... ..	...	...	...	...	...	
Total ... ..	4	399	319	56	24	
			1898.			
Nagar ... ..	1	80	67	13	...	
Khándesh ... ..	1	89	72	14	3	
Násik ... ..	...	...	...	...	...	
Poona ... ..	1	82	78	3	1	
Sátára ... ..	1	126	94	21	11	
Sholápur ... ..	...	...	...	...	...	
Total ... ..	4	377	311	51	15	

#### *Personnel of Officers.*

38. The only change in the personnel of officers during the year under report in the Ahmednagar District was the appointment of Mr. Jenkins as Police Probationer. In Poona the Superintendent in giving information under this head refers briefly to 3 Police Inspectors and 5 Chief Constables who have by special energy and zeal earned his special commendation. In Sholápur the Superintendent remarks under this head that the Police Inspector has been assiduous in visiting scenes of crime and generally zealous in the performance of his duty, and that Chief Constables with one exception have worked satisfactorily. In the other districts no information has been given on this point, the reports being drafted in the old form. It seems necessary to have clear orders issued as to what information should be given under this heading.

#### *Strength of Police.*

39. The strength of the Police in the Central Division at the end of the year under report was 6,219 against 6,222 in the previous year. The decrease of 3 is due to the reduction of 3 opium Head Constables in the Sátára District. The entire force was maintained at a total cost of Rs. 11,72,719 against Rs. 11,71,032 in the preceding year. The increase of Rs. 1,687 was apparently due to extra expense on account of grain compensation due to famine, though it has not been explained in any of the District Reports except that of Násik.

The following table shows at a glance the strength of the Police and its proportion to area and population of the whole division as well as to each district of the division :—

District.	Sanctioned strength.	Employed on prevention and detection of crime.	Area in square miles.	Population.	PROPORTION OF POLICE ENGAGED ON PREVENTION AND DETECTION OF CRIME.	
					To area.	To population.
Ahmednagar ...	799	545	6,645	888,755	12.19	1,630.74
Khândesh ...	1,755	1,168	10,907	1,460,851	9.33	1,250.72
Násik ...	823	516	5,940	813,582	11.51	1,634
Poona ...	1,180	851	5,363.4	1,067,800	6.30	1,254.7
Sátára ...	1,023	622	4,988	1,225,983	8.01	1,971.04
Sholápur ...	630	441	4,542	750,689	10.29	17.02
Total ...	6,219	4,143	38,391.4	6,237,660	9.26	1,505.59

Besides the above an additional strength of 27 officers and 130 men was employed in the Poona, Nagar and Málegaon cantonments at a total cost of Rs. 31,085 out of cantonment funds. In Sholápur and Khândesh 6 officers and 72 men were employed on plague duty at a cost of Rs. 1,402-2-4. As regards famine duty, 3 officers and 214 men were employed in Sholápur, Nagar and Khândesh at a cost of Rs. 597-7-10.

#### Distribution of Police.

40. The distribution of Police is shortly as follows :—

1. Guards at Central and Subsidiary Jails...	...	...	61
2. Reserve ...	...	...	854
3. Treasury and Miscellaneous ...	...	...	1,108
4. Prevention and detection of crime ...	...	...	4,143
5. Superintendents and Assistant Superintendents ...	...	...	13
6. Police employed in Courts ...	...	...	40
Total ...	...	...	6,219

#### Punishments.

41. The following table shows the number of punishments, judicial as well as departmental, including dismissals inflicted during the year under report on officers and men :—

District.	Strength of Police.	Number judicially punished.	Number of departmental punishments.	Total punishments in 1899.	Average of the last 3 years 1897-1899.	Percentage of punishments in 1899 on total strength.
Ahmednagar ...	795	4	80	84	100.33	10.56
Khândesh ...	1,752	12	249	261	87	14.89
Násik ...	819	15	150	165	55	20.14
Poona ...	1,187	17	270	287	95.66	21.8
Sátára ...	1,021	9	117	126	42	12.34
Sholápur ...	629	8	243	252	84	40.50
Total ...	6,203	60	1,115	1,175	1,165	17.97

The total number of punishments inflicted during the year was 1,175 against 1,174 in the preceding year. The former figure includes 60 judicial punishments and 1,115 departmental punishments. Judicial punishments decreased from 86 to 60. Departmental punishments show an increase from

1,088 to 1,115. Of the latter number 61 were dismissals, *viz.*, 9 officers and 52 men, as compared with 6 officers and 96 men, respectively, in the previous year. Most of the departmental punishments were for such faults as sleeping on duty, absence without leave, breach of discipline and disregard of orders.

#### Rewards.

42. The following table shows the number of men who have been rewarded for good service by promotion, &c. :—

District.	Number of men.	REWARDS.			
		By promotion.	Percentage.	By money, &c.	Percentage.
Ahmednagar ... ..	795	8	1.00	42	52.83
Khándesh ... ..	1,752	31	1.71	279	15.92
Násik ... ..	819	25	3.05	68	8.30
Poona ... ..	1,187	26	2.19	183	15.41
Sátára ... ..	1,021	10	.98	293	28.69
Sholápur ... ..	629	5	.80	155	24.64
Total ... ..	6,203	105	1.69	1,020	16.44

The number of rewards by promotion and by money has decreased from 124 and 1,167 to 105 and 1,020 respectively. The increase of rewards by promotion is chiefly noticeable in Khándesh and the decrease in Násik, and in the case of rewards by money, &c., the increase is specially noticeable in Sátára and the decrease in Khándesh.

#### Health.

43. The percentage of attendance in hospital has slightly increased in Poona and Khándesh and decreased in the other districts. The percentage has been given in lump both for in- and out-door patients. The chief diseases prevalent were fever, ague, guinea-worm, plague and cholera.

#### Casualties.

44. There were 232 deaths in the Police force during the year under report against 104 in the preceding year. The increase in mortality was chiefly in Poona, *viz.*, 131 against 25 in the previous year. Of these, 117 were due to plague.

#### Education.

45. The number and percentage of educated policemen in each district is shown in the following table :—

District.	SANCTIONED STRENGTH.		ABLE TO READ AND WRITE.		PERCENTAGE OF THOSE ABLE TO READ AND WRITE.		Percentage of officers and men able to read and write.	Average percentage of last 3 years.
	Officers.	Men.	Officers.	Men.	Officers.	Men.		
Ahmednagar ... ..	175	620	152	370	86.85	59.67	65.66	66.24
Khándesh ... ..	390	1,862	227	517	58.20	37.95	42.46	40.17
Násik ... ..	192	627	140	252	72.91	40.19	47.63	52.44
Poona ... ..	243	944	204	512	82.7	54.2	60.32	56.02
Sátára ... ..	222	799	158	468	71.17	58.57	61.31	60.39
Sholápur ... ..	130	499	89	265	68.4	53.1	55.	55.49
Total ... ..	1,352	4,851	970	2,384	71.74	49.14	54.07	53.32

The total number of officers and men able to read and write has increased from 947 and 2,219 to 970 and 2,384, respectively.

*Castes.*

46. The different castes of the officers and men composing the force during the years 1898 and 1899 were as follows :—

Caste.	Officers.		Men.	
	1898.	1899.	1898.	1899.
Christians ... ..	28	27	17	19
Mahomedans ... ..	466	473	1,613	1,620
Bráhmíns ... ..	243	222	446	481
Rajputs ... ..	23	23	66	76
Maráthas ... ..	353	351	1,387	1,351
Pardeshis ... ..	30	35	107	111
Parbhus ... ..	2	...	2	...
Bhils and Kolis ... ..	93	100	517	513
Lingáyats ... ..	6	5	14	19
Hindus of all other castes ... ..	100	103	646	611
Pársis ... ..	5	7	2	...
Jews ... ..	8	9	2	1
Sikhs ... ..	...	...	...	...
<b>Total ...</b>	<b>* 1,357</b>	<b>† 1,361</b>	<b>* 4,819</b>	<b>† 4,805</b>

\* 46 vacancies.

† 50 vacancies.

*Recruiting.*

47. The following table shows the number of enlistments in the permanent force during the year under report both of officers and men, educated and uneducated, unarmed and armed :—

District.	Branch.	Officers.		Men.	
		Educated.	Uneducated.	Educated.	Uneducated.
Nagar ... ..	Unarmed ... ..	...	...	33	...
	Armed ... ..	...	...	3	17
Khándesh ... ..	Unarmed... ..	2	...	71	...
	Armed ... ..	...	...	...	25
Násik ... ..	Unarmed... ..	2	...	21	...
	Armed ... ..	...	1	2	34
Poona ... ..	Unarmed... ..	7	...	137	44
	Armed ... ..	2	1	7	42
Sátára ... ..	Unarmed... ..	4	...	47	...
	Armed ... ..	...	...	...	22
Sholápur ... ..	Unarmed... ..	...	...	19	...
	Armed ... ..	...	...	2	18
		<b>17</b>	<b>2</b>	<b>312</b>	<b>202</b>
Unarmed... ..		<b>15</b>	<b>...</b>	<b>328</b>	<b>44</b>
Armed ... ..		<b>2</b>	<b>2</b>	<b>14</b>	<b>158</b>

It will be observed from the above statement that among the number of officers enlisted in the division, there are 17 educated and 2 uneducated. Of these 15 are unarmed and 4 armed.



Of the total number of men enlisted in the year, 342 are educated and 202 uneducated. Of these 37½ are unarmed and 172 are armed.

*Resignations.*

48. The number of resignations has increased from 133 to 157. The increase is specially noticeable in Khándesh, viz., 38 as against nil in the preceding year; but the reason has not been given.

153 were discharged on pension or gratuity as against 128 in the preceding year.

There were 50 vacancies distributed thus :—

Ahmednagar	...	...	...	4
Khándesh	...	...	...	17
Násik	...	...	...	18
Poona	...	...	...	4
Sátára	...	...	...	6
Sholápur	...	...	...	1
				<hr/>
				50

as against 46 at the end of 1898.

*Drill and Ball Practice.*

49. In Ahmednagar, Sholápur and Násik the drilling of the force could not be carried on as thoroughly as it should have been, owing to the deputation of most of the men on special duty in connection with dacoities, plague and famine. The force, on the whole, is stated to be efficient in drill. In Poona the parade ground is reported to be utterly unsuitable for drill.

The number of men who were qualified as marksmen and of prizes earned at the Presidency annual competition shooting were—

District.	No. of Marksmen.	No. of Prizes.
Ahmednagar	35	8
Khándesh	32	5
Násik	19	5
Poona	14	1
Sátára	29	3
Sholápur	15	2

*General efficiency.*

50. Considering the abnormal conditions that existed during the latter part of the year owing to plague and famine, the general efficiency of the Police has been well maintained, and all ranks have worked well under trying circumstances. The conduct of the force has been, on the whole, good. In Sátára, however, Mr. Foard, who was in charge of the district for five months, says :

“ Some of the officers are thoroughly efficient, and others again are, I consider, absolutely unfit for their positions. The conduct and tone of the force is not good, and I am inclined to think that corruption is prevalent. Men are insubordinate and disregard orders with impunity, and are inclined to suppress crime for which they are rarely reported by their superiors, which leads one to infer that they have ulterior motive for not doing so.”

*Police Buildings.*

51. New Police buildings were constructed departmentally and through the Public Works Agency, at a total cost of Rs. 20,840, during the year under report, at the following places :—

*Departmentally.*

New Police lines at Vaghari in táluka Jámner, district Khándesh—Rs. 670.

Police lines at Laling in táluka Dhulia—Rs. 75. Temporary sheds to accommodate the Police in Násik and other tálukas, their lines being vacated owing to plague—Rs. 2,283. Police lines at Dápodi in Poona District—Rs. 770. New Police lines at Maldan in the Sátára District—Rs. 700.

*By Public Works Agency.*

New Police lines at Yával in Khándesh—Rs. 3,270. New Police lines at Sirúr in Poona District—Rs. 5,294.

New Police lines at Karád in the Sátára District—Rs. 2,054. New Police lines at Pátan in the Sátára District—Rs. 161. New Police lines at Medha in the Sátára District—Rs. 5,544. New Police lines at Wái in the Sátára District—Rs. 10. New store-room at Sholápur was completed during the year under report, but the amount spent on it has not been stated. Necessary repairs to most of the buildings were made during the year.

*Village Police—Extent to which utilized, and remarks.*

52. The Village Police have rendered assistance to the District Police in the investigation and detection of crime, &c., in more than 797 cases during the year under report. In 38 instances their services were specially recognized by money rewards, &c., and in 7 instances certificates were granted. On the other hand they were reported to the Divisional and District Magistrates for failing or neglecting to help the Police in 242 cases. In 137 of these cases they were either fined, suspended or dismissed, and in 91 cases warned, and in 14 the orders of Magistrates had not been received at the close of the year. The following table shows in detail similar information for each district separately for 1899:—

District.	Number of cases in which assistance was rendered to the District Police by Village Police.	Number of cases in which money rewards were granted.	Number of cases in which certificates were given.	Number of cases in which Village Police were reported against for failing or neglecting to help the District Police.	Number of cases in which Village Police were fined, suspended or dismissed.	Number of cases in which Village Police were warned.	Number of cases in which Magistrate's orders were awaited at the close of year.	Remarks.
Nagar ...	8	5	...	43	43	...	...	
Khándesh ...	7	7	...	20	11	...	...	9
Násik ...	17	11	6	20	16	4	...	
Poona ...	760	10	...	30	28	...	...	2
Sátára ...	...	...	...	79	18	61	...	
Sholápur ...	5	5	1	50	21	26	...	3
Total ...	797	38	7	242	137	91	14	

The Superintendent of Police of Khándesh remarks that the Pátels in Khándesh are going from bad to worse, and that this is clearly established by the fewer number of instances in which they were rewarded.

Mr. Kennedy in Poona remarks:

"If Government are unable to spare funds to increase the emoluments of the Village Police and give some emoluments to the majority who get nothing in the district, it would be better as a tentative measure if Government would resume all Inám lands, and with the equivalent in cash and the existing cash payments make a fixed cash payment to a given number of Rákhwaldárs in every village. This or some similar plan would not add to the cost of the Village Police, and would yield better results than the present system. It would, at all events, remove the anomaly of Rákhwaldárs performing public duties without remuneration from Government and unable to recover the baluta haks."

The District Magistrate of Poona agrees with Mr. Kennedy's remarks, and adds that he doubts whether "the difficulty of collecting baluta is quite so great as Mr. Kennedy supposes. In that respect, at all events, the men have a remedy. What does seem wrong is that so large a class should be asked to perform important service for the State without receiving any State remuneration."

The question has already been disposed of by Government in their (Government) Resolution, Revenue Department, No. 3074, dated 3rd May 1899.

*Inspection—Condition of arms, accoutrements and ammunition.*

53. The arms and accoutrements are in good condition and so also is the spare ammunition. Part of the savár's saddlery in Khándesh needs renewing, as reported by the Superintendent.

*Inspection of Arms and Ammunition Shops.*

54. The following table shows the number of licensed shops for the sale of arms and ammunition in each district and the number inspected by the District Superintendents and their Assistants :—

District.	Number of shops licensed to sell arms and ammunition.	Number of shops visited by District Superintendent of Police and Assistant Superintendent of Police.	Remarks.
Ahmednagar ... ..	31	29	23 visited by Inspectors.
Khándesh ... ..	37	{ 13 8	33 do.
Násik ... ..	12	5	5 do.
Poona ... ..	35	{ 18 16	35 do.
Sátára ... ..	17	13	13 do.
Sholápur ... ..	22	19	22 do.

As compared with last year, there is a decrease of 23 shops licensed to sell arms in the division. Taking each district separately there is a decrease of 3 in Khándesh, 4 in Násik, 5 in Sátára, 2 in Sholápur and 9 in Poona, while the number in Ahmednagar remains the same.

The total number of licenses to possess arms remaining in force during the year under report was 3,979 against 4,465 in the previous year. They covered 3,923 fire-arms and 1,956 other arms against 4,426 fire-arms and 2,419 other arms in 1898. There was thus a decrease of 486 licenses covering 503 fire-arms and 463 other arms during the year under report as compared with the figures of the last year. The following table shows in detail the number of licenses issued and the number of fire and other arms they covered in 1898 and 1899 for each district separately :—

District.	1898.			1899.			Remarks.
	Number of licenses issued to possess arms.	Number of fire-arms covered by licenses.	Number of other arms covered by licenses.	Number of licenses issued to possess arms.	Number of fire-arms covered by licenses.	Number of other arms covered by licenses.	
Nagar ... ..	654	587	262	621	557	219	
Khándesh ... ..	1,582	1,650	1,156	1,233	1,643	1,173	
Násik ... ..	556	396	428	490	Not given	Not given	
Poona ... ..	290	311	96	328	313	92	
Sátára ... ..	316	253	167	258	218	97	
Sholápur ... ..	1,067	1,229	300	1,049	1,192	375	
	4,465	4,426	2,419	3,979	3,923	1,956	

The total number of prosecutions under the Arms Act in the division was 42, of which 25 ended in conviction, 5 were pending at the close of the year and

12 were either discharged or classed as excluded cases. The following table shows in detail information on the point for each district separately :—

District.	Number of cases taken up under the Arms Act.	Number of cases ending in conviction.	Number of cases discharged or classed as false.	NUMBERS OF CASES PENDING		Remarks.
				With the Police.	With the Magistrate.	
Nagar ... ..	13	11	2	...	...	
Khandesh ... ..	11	5	6	...	...	
Nasik ... ..	...	...	...	...	...	
Poona ... ..	5	5	...	...	...	
Satara ... ..	12	4	4	3	1	
Sholapur ... ..	1	...	...	...	1	
Total ... ..	42	25	12	3	2	

Referring to Mr. Kennedy's remarks in connection with the increase in licenses for fire-arms and the difficulty of prosecuting for want of magisterial sanction under the Act, the District Magistrate, Poona, remarks :—

"That the present total number of arms licenses in force in the district is 328 as against 290 in the previous year, with a population of close on 1,200,000. This gives one license for every 3,650 of the population, a proportion which, to the undersigned, does not appear either excessive or even liberal. The old licenses have only been continued and the new licenses only given to men of the highest respectability, and the greatest care has been taken to ensure that no one likely to have dealings with dacoits or robbers or even likely to take but little care of his weapon has been allowed to possess one. The indiscriminate refusal of such licenses to even the most respectable of the inhabitants of the country is now a standing and real grievance, and, in the undersigned's opinion, it is a grievance that can and should be modified, if not entirely removed, by granting licenses to possess arms to respectable persons. If any danger has existed in so doing, the Police results of the present year, at all events, do not disclose it. No crime is alleged to have been committed with the aid of a licensed weapon, no licensed weapons have been stolen or lost, and no licensee has been convicted of any offence. \* \* \* \* \*

"On the subject of prosecutions under the Arms Act, the District Superintendent of Police's contention is valid to the extent that every offence reported by him for the orders of the District Magistrate would assuredly result in the conviction of the accused. Whether, however, the possessor of a rusty dagger or a worn-out sword, probably an heirloom from a distant past, should be brought before the Criminal Courts is a question to which there are certainly two sides, and where there is no reason to believe that the weapon found has been habitually used in defiance of the law, or its possessor is a man of notoriously criminal habits, the undersigned usually considers himself justified in merely giving orders for the confiscation of the weapon. The undersigned has no reason to believe that sanction has been refused either in cases where weapons had been habitually in use contrary to law or the accused has been a man of even suspicious character."

*Inspection of Stations and Outposts.*

55. The following table shows the number of stations and outposts visited by the various officers :—

District.	Officers.	POLICE STATIONS.			OUTPOSTS.		
		Number of stations in charge of each officer.	Visited.	Not visited.	Number of outposts in charge of each officer.	Visited.	Not visited.
	<i>Superintendent.</i>						
Ahmednagar ...	Mr. L. H. Spence ...	16	16	...	29	29	...
	Mr. Rushton* ...	16	2	14	29	...	29

\* Mr. Rushton visited two Police stations while he was acting as District Superintendent of Police from 6th May 1899 to 6th August 1899.

District.	Officers.	POLICE STATIONS.			OUTPOSTS.		
		Number of stations in charge of each officer.	Visited.	Not visited.	Number of outposts in charge of each officer.	Visited.	Not visited.
Khândesh ...	<i>Superintendent.</i>						
	Mr. W. A. Dubois ...	9	8	1	31	25	6
	<i>Assistant Superintendent, Eastern Division.</i>						
	Mr. E. Priestley ...	16	15	1	43	37	6
	<i>Assistant Superintendent, Western Division.</i>						
	Mr. H. Pogson ... Mr. T. Greenaway ... Mr. D. G. Omanney ...	12	2 4 4	10 8 8	42	3 23 6	39 19 36
Násik ...	<i>Superintendent.</i>						
	Mr. D. Davis... ...	16	13	3	67	31	33
	<i>Assistant Superintendent.</i>						
	Mr. Rushton ...	4	2	*2	19	12	7
Poona ...	<i>Superintendent.</i>						
	Mr. M. Kennedy ...	18	18	...	38	29	9
	<i>Assistant Superintendent of Police.</i>						
	Mr. J. A. Guider ...				7	7	...
Sátára ...	<i>Superintendent.</i>						
	Mr. Penton ...	14	9	5	43	26	3
	<i>Assistant Superintendent.</i>						
	Mr. Foard ...	14	5	9		14	
Sholápur ...	<i>Superintendent.</i>						
	Mr. Austen ...	12	9	3	16	13	3

\* Visited, but not inspected.

#### General Remarks.

56. During the year under report the Police in the several districts were called upon to serve altogether 130,109 warrants and summonses. The number of non-cognizable cases referred to the Police for investigation by Magistrates during the year under report was 221 as against 194 in the previous year. There were 1,079 fires in the division which the Police assisted in extinguishing. In Khândesh and Poona 1,150 and 9,084 stray dogs were killed respectively. No information on this point has been given in other districts.

The death of Haibati Khadya, a dacoit leader in the Akola Táluka of the Ahmednagar District, and the capture of Sakya Satputo, another dacoit leader in the Násik District, brought to a successful close the operations against the Koli dacoit bands which had infested the district since 1898.

The Sinner additional Police post in the Násik District was abolished from 22nd February 1899. Crime was generally declining at the beginning of the year under report, but there was a progressive increase up to the close of the year as the failure of the crops deepened into severe famine.

Besides the ordinary administrative work of the districts, the Police had to deal with an enormous amount of extraordinary work in connection with plague and famine. The year was, therefore, a most trying one, but, under all its difficulties, the Police administration of the division may be considered, on the whole, to have been satisfactory.

I have the honour to be,  
Sir,  
Your most obedient Servant,  
J. K. SPENCE,  
Commissioner, Central Division.

Through the Inspector-General of Police.

No. P-1030 of 1900.

From

A. F. WOODBURN, ESQUIRE, BAR.-AT-LAW, I. C. S.,  
Acting Commissioner, S. D. ;

To

THE SECRETARY TO GOVERNMENT,  
Judicial Department, Bombay.

Camp Dhárwad, 14th June 1900.

SIR,

I have the honour to submit the annual report on the working of the Police of the Southern Division for the year 1899 together with separate reviews of the reports of the six districts and tabulated statements noted below :—

Statement A, Parts I to IV.

Statement B, Parts I and II.

Statements C, D, E, F and G.

Supplementary Statement II together with Statements C of the six districts in original, as directed in Government Resolution No. 324, dated 15th January 1900, Judicial Department.

2. The present report is the second of its kind though differing from that of the preceding year in form. The figures, too, have been taken from the Imperial Statements instead of from the Supplementary Statements I and III (*vide* Government Resolution No. 936, dated 7th February 1900, and No. 1238, dated 17th idem). Consequently the figures of 1898 given here will not quite tally with those in the report of that year.

3. The following table shows the amount of cognizable crime, which the Police had to deal with during the year, as compared with 1898 :—

	1899.			1898.			Difference.
	Cases pending at the beginning of the year.	Reported during the year.	Total.	Cases pending at the beginning of the year.	Reported during the year.	Total.	Increase.
Penal Code ... ..	618	5,019	5,637	595	4,772	5,367	270
Class VI ... ..	77	961	1,038	100	840	940	98
All Classes ... ..	695	5,980	6,675	695	5,612	6,307	368

From the above it appears that the bulk of reported crime has increased by nearly 6 per cent. over the previous year's figures. The main cause which contributed to the increase is reported to be the drought and consequent scarcity towards the end of the year, and, to a large extent, to plague, which prevailed more or less in all the districts of the division. The former cause naturally stimulated crime by making it difficult for the lower classes to obtain an honest

livelihood, while the latter afforded bad characters numerous opportunities to prey upon the population of evacuated villages while residing in their temporary huts, and to rob the vacated houses in the villages. In plague-infected villages in the above-ghát districts, a number of offences relating to property probably remained unreported. The increase is distributed over Classes I, II, III and VI, as will appear from the figures given below:—

Class.	Net difference of crime.		Sub-heads of offences which contributed to it.	Increase.	Decrease.
	Increase.	Decrease.			
I ... ..	14	...	Rioting or unlawful assembly ... Other heads ... ..	20 ...	... 6
II ... ..	24	...	Murder ... .. Attempt at murder and culpable homicide ... .. Criminal force to public servant or woman or in attempt to commit theft or wrongfully confine ... Other heads ... ..	23 24 29 ...	... ... ... 52
				76	52
III ... ..	449	...	Dacoity and preparation for it ... Robbery—all sorts ... .. Serious mischief ... .. House-breaking and house trespass ... Other heads ... ..	100 41 107 212 ...	... ... ... ... 11
				460	11
IV ... ..	...	23	Wrongful restraint and confinement ... Other heads ... ..	... 1	24 ...
V ... ..	...	215	House-breaking ... .. Thefts ... .. Criminal breach of trust ... .. Other heads ... ..	... ... ... 104	30 274 15 ...
				104	319
VI ... ..	110	...	Bad character ... .. A'bkári Act ... .. Arms Act ... .. Forest Act ... .. Other heads ... ..	257 ... 18 ... ...	... 39 ... 113 13
				275	165

The increase of crime was confined to the 3 above-ghát districts; while in the 3 coast districts, except as regards Penal Code cases in Kánara, there is a decrease as compared with the year 1898, as will be seen from the subjoined table:—



Districts.	Penal Code.	Class VI.	Total.	Remarks.
Belgaum ... ..	78	56	104	* This figure represents increase.
Bijápur ... ..	79	26	105	
Dhárwár ... ..	229	239	468	
Kánara ... ..	*37	42	5	
Kolába ... ..	95	132	227	
Ratnágiri ... ..	58	19	77	

4. The total number of cases reported do not, however, represent the bulk of the real crime, and in order to be able to judge of the efficiency of the Police in dealing with crime, certain classes of cases must be deducted. Some of them are mistakes of law or of fact; some were compounded and withdrawn; the Police did not investigate some; and for several other reasons the Police cannot be held responsible for their result.

District.	Total cases for disposal.	Excluded cases.	Percentage to Total.	Percentage for 1898.
Belgaum... ..	1,244	389	31.27	44.92
Bijápur ... ..	1,215	357	29.38	33.02
Dhárwár... ..	1,740	318	18.27	32.65
Kánara ... ..	675	233	35.25	54.69
Kolába ... ..	992	600	60.48	63.87
Ratnágiri ... ..	809	478	59.08	67.64
Total ... ..	6,675	2,380	35.65	40.97

Of the total number of cases for disposal shown in paragraph 3 (*viz.*, 6,675), such excluded cases numbered 2,380 or 35.65 per cent. against 2,584, or 40.97 per cent. in 1898. These figures represent a great waste of time and trouble to the Police and Magistrates, and indicate the extent to which an improper resort is made to the law. The details are as under:—

Statement A, Part III.		1899.	1898.
Column 7—Not investigated	...	72	41
Column 12—Struck off without trial as false, mistaken or non-cognizable	...	1,651	1,869
Column 13—Doubtful	...	8	17
Column 15—Discharged on further enquiry by the Magistrate	...	81	69
Column 25—Declared <i>after trial</i> never to have occurred or to be mistakes of law or fact	...	480	491
Column 26—Do. non-cognizable	...	20	41
Not tried, because	{ Compounded	42	26
	{ Withdrawn	14	22
	{ Accused died	7	4
	{ Was lunatic	4	1
	{ Escaped	1	3
		<u>2,380</u>	<u>2,584</u>

Although the number of cases for disposal increased by 368, there was a decrease of 204 in excluded cases, which seems to show that more discrimination was used by the Police in the investigation of offences and by the Magistrates in the passing of final orders. About one-fourth of the number thus reported was subjected to further scrutiny by the Magistrates and 18 cases (*vide* column 14) out of the total number reported or nearly one per cent. were found to be real. The result on the whole is satisfactory. The percentage of excluded cases to total cases for disposal for the division has fallen from 48.88 to 35.65. The fall in the above-ghát districts is remarkable. Ratnágiri and Kolába have maintained their high percentage, the contentious and litigious character of the coast people being responsible for it.

5. The number of complaints declared maliciously false was almost the same as in the year previous—164 against 163. This does not take into account the number of such cases pending trial of complainants at the close of 1898. The increases and decreases

shown in individual districts are small and call for no remarks. The subjoined table shows the action taken by the Police in bringing offending complainants to justice :—

District.	ACTION OF THE MAGISTRATES.			ACTION OF THE POLICE.			Total of prosecutions sanctioned, Columns 5+6.	RESULT OF SANCTIONS GRANTED BY THE MAGISTRATES.					Percentage of convictions to trial.	RESULT OF SANCTIONS GIVEN BY THE SUPERINTENDENT OF POLICE.					Remarks.	
	Number of cases maliciously false.	Sanction to prosecute applied for.	Sanction refused.	Sanction granted.	Sanction accorded by the District Superintendents.	Cases dropped without notice.		Number of cases tried.	Convicted.	Discharged or acquitted.	Prosecution withdrawn.	Pending trial.		Number of cases tried.	Convicted.	Discharged or acquitted.	Prosecution withdrawn.	Pending trial.		
1	2	3	4	5	6	7	8	9	10	11	12	13	14	15	16	17	18	19	20	21
Belgaum ...	34	21	8	13	4	9	17	2	2	...	...	3	100	1	...	1	...	3	...	
Bijapur...	21	14*	5	8	7	...	15	1	1	...	...	2	100	2	...	...	2	3	...	*One application was pending disposal.
Dhárwár...	34	15	3	12	19	...	31	7	...	3	4	1	...	5	...	...	5	...	...	Do.
Kánara ...	23	4*	1	2	11	8	13	1	...	1	...	1	...	3	...	3	...	1	...	
Kolába ...	23	...	...	...	10	13	10	...	...	...	...	...	...	10	5	5	...	...	...	50.0
Ratnágiri ...	29	5	3	2	21	3	23	...	...	...	...	2	...	14	2	9	3	7	14.28	
Total ...	164	59	20	37	72	33	109	21	3	4	4	9	27.27	35	7	13	10	14	20.	

Out of 164 cases declared maliciously false, sanction to prosecute the offending complainant was accorded by the Magistrates in 37 cases, of which 11 were tried, only 3 ending in conviction. Of the 72-prosecutions ordered by the Superintendents of Police, 35 were tried, conviction being obtained in 7 only. Action was not taken on sanctions granted by Magistrates in 17 cases, and by District Superintendents of Police in 23. The figures are disappointing; and no explanation has been offered. Of prosecutions instituted, 14 were withdrawn. This again has not been explained. The fact that in Dhárwár out of 7 prosecutions sanctioned by Magistrates, 3 resulted in discharge and 4 were withdrawn, affords undeniable proof of lack of judgment in dealing with applications for sanction even though the behaviour of witnesses may be supposed to be a not inconsiderable factor. The single prosecution instituted in Kánara failed. The figures for Belgaum and Bijapur alone are encouraging.

6. With regard to the cognate subject of vexatious complaints and of the application of Section 250, Criminal Procedure Code, under which compensation can be awarded to accused in Police cases after trial, the number of such cases was 561 in 1899 against 560 in the year previous. The subjoined table will exhibit the action taken by the Magistrates in this respect :—

District.	1899.			1898.		
	Number of cases excluded after trial.	Number of cases in which compensation was awarded.	Amount.	Number of cases excluded after trial.	Number of cases in which compensation was awarded.	Amount.
			Rs.			Rs.
Belgaum ...	96	1	15	102	1	15
Bijapur ...	118	1	10	106	1	10
Dhárwár ...	74	5	119	85	5	42
Kánara ...	92	7	129	65	...	...
Kolába ...	96	4	61	116	5	64
Ratnágiri ...	85	4	69	86	...	...
Total ...	561	22	403	560	12	131

Kánara and Ratnágiri show a noticeable improvement, but there is obviously much room for still greater improvement in all districts.

*Real cases.*  
 Proportion of (1) false cases to cases reported, (2) crime to population, (3) crime to Police.  
 Magistrates (in all 904), the number of real cases stands at 3,391\* against 3,043 in 1898. Their details

Districts.	CLASSES.		Total.
	Penal Code.	Class VI.	
Belgaum ... ..	516	106	622
Bijápur ... ..	483	154	637
Dhárwár ... ..	892	316	1,208
Kánara ... ..	231	132	363
Kolába ... ..	246	53	299
Ratnágiri ... ..	215	47	262
Total ... ..	2,583	808	*3,391

and the proportions (1) of real and false cases to the total number for disposal, (2) of true crime to population, and (3) to Police will be found in the following table :—

	1899.	1898.
Indian Penal Code cases ... ..	2,583	2,323
Class VI ... ..	808	720
Total ... ..	3,391	3,043
Proportion of —		
Real cases ... ..	} to total cases for disposal {	58·8
Excluded cases ... ..		
Do. of true crime to population, i.e., one crime to ... ..	1,477 souls.	1,646 souls.
Do. of crime (i.e., total cases for disposal <i>minus</i> pending cases at the close of the year) to Police ... ..	2·5	2·5

The first table under this head shows how real crime bulks in the different districts. It was heaviest in the Dhárwár. In the two remaining above-ghát districts it was nearly half of the bulk in Dhárwár, though Bijápur is larger in area. The causes that had led to the rise in crime during the year under report have already been described. The proportion of real cases to those reported has increased by nearly 5 per cent. and points to the exercise of greater discrimination on the whole in classifying offences. The rise in the proportion of true cases to population during the year is in keeping with the general increase in crime. Though the proportion of crime to Police employed in the division, as a whole, on prevention and detection of crime appears to be stationary, it rose in the above-ghát districts, to a small extent, as the exigencies of the exceptional year required the services of a larger number of Police officers and men.

8. Of the 3,391 cases, 2,203 were tried, the rest remaining pending trial at the close of the year. The result of the trial of real cases of all classes is contrasted in the subjoined table :—

Class.	Description of Offences.	1899.		1898.	
		Tried.	Convicted.	Tried.	Convicted.
I	Offences against the State	43	38	36	35
II	Serious offences against the person	166	129	170	150
III	Serious offences against the person and property or against property only	394	340	312	268
IV	Minor offences against the person	4	4	12	10
V	Do. against property	800	768	840	793
	Total, Penal Code.	1,407	1,279	1,370	1,261
VI	Other offences not specified above	796	615	687	592
	Grand Total	2,203	1,894	2,057	1,853
Percentage of conviction to cases tried—					
Under Penal Code		90.9		92.0	
Class VI		77.2		86.1	
All Classes		85.0		90.1	

The percentage of convictions under the Penal Code, though slightly less than that in 1898, seems very satisfactory. It should be noted, however, that this high percentage depends partly on the ineffective Police action in some of the excluded cases. The fall in the percentage of convictions is considerable under Class VI owing to the failure of a larger number of cases under Chapter VIII of the Criminal Procedure Code leading to a lower percentage under "All Classes." The prosecution of bad characters having been only recently taken up, the attainment of a high standard of success in the preventive action of the Police is necessarily a work of time. With greater care in the selection of cases for prosecution and a fuller appreciation of the nature of the evidence required to obtain a conviction, the results will doubtless improve.

Pending cases. 9. The number of pending cases at the close of 1899 was 904 or 13.54 per cent. of the total amount of crime against 680 or

District.	Under investigation by the Police.	Before Magistrates.		Total.
		Cases under trial.	Final reports awaiting orders.	
Belgaum	92	47	94	233
Bijapur	81	67	73	221
Dhárwar	42	96	76	214
Kánara	24	30	20	74
Kolába	25	9	59	93
Ratnágiri	14	21	34	69
Total	278	270	356	904

10.78 per cent. in the preceding year. The details of these by districts are given in the margin.

The following table compares the figures under the three heads with those of 1898:—

Cases.	1899.			1898.		
	Penal Code.	Class VI.	Total.	Penal Code.	Class VI.	Total.
Under investigation by the Police ... ..	265	13	278	182	11	193
Under trial before Courts ...	181	89	270	113	57	170
Final reports awaiting the orders of the Magistrates ...	339	17	356	202	22	224
	785	119	904	587	93	680

The rise in the number of these cases is ascribed to the abnormal increase of crime in the Karnatak districts. The increase in the number of cases under the two latter heads is doubtless due principally to a large proportion of them having been sent in December, and this has necessarily swelled the number of cases pending with Magistrates.

Serious crime. 10. Serious crime, too, increased during the year as will be seen from the following figures:—

	1899.	1898.	Increase.
Murder ... ..	103	80	23
Attempt at murder and culpable homicide ...	46	22	24
Dacoity and cognate offences ... ..	201	101	100
Robbery ... ..	154	112	42
	504	315	189

Of the 103 murders, 16 were for property and the rest were traceable to other causes. Dacoities and robberies increased principally in the Kánarase districts owing to the scarcity and to the evacuation of houses in villages infected by plague. Dhárwár alone is responsible for half the increase in serious crime, *viz.*, 17 murders, 71 dacoities and 2 highway robberies. Belgaum contributed no less than 14 murders, 25 dacoities and 23 robberies. Bijápur had 5 murders more than in 1898, but dacoities and robberies were less by 8. The districts of Kánara and Kolba, which were less exposed to plague and scarcity, had but a slight share in the rise, the former contributing 1 murder and 13 dacoities and the latter 1 dacoity and 6 robberies more than in 1898. The year overtopped\* even the last famine year (1897) in point of serious crimes, although the pressure of the famine was not half so severe as in 1897.

Visitation of the scenes of serious crimes by Superintendents.

11. The District Superintendents visited the scenes of most of these cases, unless there was sufficient reason for not doing so.

12. The result of the trial of the more serious Sessions cases and persons. crimes in the Sessions Courts is given below:—

District.	CASES.					Percentage of conviction to trial.	PERSONS.					Percentage of conviction to trial.
	Committed during the year, including those pending from the year previous.	Tried.	Convicted.	Acquitted.	Pending trial.		Committed during the year including those pending from the year previous.	Tried.	Convicted.	Acquitted.	Pending trial.	
Belgaum ...	59	51	31	20	8	60.8	298	257	81	176	41	31.5
Bijápur ...	47	34	17	17	13	50	252	171	64	107	31	37.4
Dhárwár ...	60	53	41	13	7	77.3	379*	305	167	139	69	54.7
Kánara ...	28	27	19	8	1	70.3	97	94	70	20	8	74.4
Kolába ...	13	11	8	3	3	72.7	21	19	9	10	2	47.3
Ratnágiri ...	14	12	9	3	3	75	20	15	10	5	5	66.6
Total ...	221	188	125	63	33	66.5	1,007	861	401	460	200	46.5

\* Note.—Of this number, 6 were admitted to pardon and were made approvers.

Viewed from the stand-point of a percentage of successful cases, Dhárwár, with 77.3 per cent., takes the highest rank, and is closely followed by Ratnágiri with 75, Kolába 72 and Kánara 70; while Belgaum with 60 per cent. and Bijápur with 50 per cent. are well behind. Looking to the number of accused convicted, the position of success is as follows:— Kánara first, then Ratnágiri, Dhárwár, Kolába, Bijápur and Belgaum.

13. The following table shows the number of undetected cases (column 17 of A, Part III) and their proportion to real cases disposed of, as compared with the year preceding:—

District.	Real cases, all classes.	Undetected cases, all classes.	Percentage.	Relative position of districts.
Belgaum ...	622	214	34.40	5
Bijápur ...	637	203	31.86	4
Dhárwár ...	1,208	589	48.75	6
Kánara ...	363	86	23.69	3
Kolába ...	299	55	18.39	2
Ratnágiri ...	262	42	16.03	1
Total ...	3,391	1,189	35.06	...
Percentage of undetected cases for 1898 ...	3,043	986	32.40	...

These figures do not take any account of the large number of undetected cases of previous years. The rise in the number and percentage of undetected cases of the year is sought to be accounted for by the increase in the volume of crime.

The following table contrasts the efficiency of the Police in the different districts in the detection of real serious crime, and shows the extent to which they have failed in this respect during the five years ending 1899:—

*Comparative statement showing percentages of undetected serious real crime from 1895 to 1899.*

Name of District.	1895.	1896.	1897.	1898.	1899.	Remarks.
Belgaum ... ..	41·8	25·3	27·8	45	34·40	} <i>Note.</i> —The Police have as yet failed to bring any of these cases to trial.
Bijápur ... ..	49·8	54·6	35·3	43·5	31·86	
Dhárwár ... ..	63·5	62·7	61·7	51·9	48·75	
Kánara ... ..	54·2	50·9	44·1	44·8	23·69	
Kolába ... ..	51·5	42	37·1	40·6	18·39	
Rátnágiri ... ..	26·5	20·3	5·2	17·6	16·03	

14. The general results of the working of the Police during the year may be thus summarized. They had to deal with a larger amount of crime, the increase in which was 17·7 per cent. over the figures of 1898. More than one-third of the total number of cases reported took up their time needlessly, as they were found to be groundless complaints, and were, therefore, excluded from real crime. About 7 per cent. of the excluded cases were maliciously false complaints. The action taken by the Police against complainants in those cases has already been described; the results were decidedly poor. As in the case of reported crime, real and serious crime also showed a material increase; real crime increased 6 per cent., while serious crime alone showed an abnormal and phenomenal rise of 60 per cent. over the figures of 1898, and though the percentage of convictions obtained was less favourable than in 1898, it was sufficiently high. As regards undetected real cases, the Police have a less favourable account to give. In judging of Police work in dealing with crime, it must not, however, be forgotten that they had to contend with exceptional difficulties due to scarcity and plague, which again assumed wider proportions than in the year before. Making allowance for these, the results of the year under review may, on the whole, be regarded as not unsatisfactory.

Action of the Police under special laws,—A'bkári, Salt and Opium.

15. The action of the Police in dealing with offences under A'bkári, Salt and Opium laws is detailed below:—

District.	Special Law.	Total crimes reported.	Number investigated by the District Police.	Number convicted.	Number discharged or acquitted.	Pending	Remarks.
Belgaum ...	} A'bkári {	14	14	10	1	3	* One case was excluded.
Bijápur ...		48	39*	27	4	7	
Dhárwár ...		33	13	12	1	...	
Kánara ...		85	9	9	...	...	
Kolába ...		51	14	12	2	...	
Ratnágiri ...		31	2	2	...	...	
Total ...	.....	262	91	72	8	10	1
Bijápur ...	} Salt {	6	6	4	1	1	.....
Kánara ...		205	33	32	1	...	
Kolába ...		39	12	10	1	1	
Total ...	.....	250	51	46	3	2	.....
Bijápur ...	} Opium {	1	1	...	...	...	One excluded.
Kolába ...		1	1	...	...	1	
Total ...	.....	2	2	...	...	1	

Cases under the Salt Act are mostly taken up by the Salt Department in the coast districts. As regards the A'bkári Act, under the law the District Police are bound to deal with ábkári cases detected by the A'bkári Establishment in the same manner as with cognizable crime of other descriptions; but it often happens that cases are investigated by the ábkári Inspectors and sent to the Magistrates direct instead of being made over to the Police for necessary action. This accounts for the small proportion of abkári cases dealt with by the District Police. The results, as far as convictions go, are very good, both under the A'bkári and Salt Acts.

16. The number and disposal of persons concerned in Police cases during the year are shown below as compared with the year previous :—

Details,	1899.			1898.		
	Penal Code.	Class VI.	Total.	Penal Code.	Class VI.	Total.
Pending trial at the beginning of the year ...	400	64	464	459	59	518
Number arrested by the Police ...	4,798	1,008	5,806	4,004	844	4,848
Do. by order of Magistrates ...	574	50	624	440	98	538
Total ..	5,772	1,122	6,894	4,903	1,001	5,904
Number released without trial ...	115	11	126	109	13	122
Disposed of by trial—						
Convicted ...	2,577	699	3,276	2,352	726	3,078
Acquitted or discharged ...	2,160	285	2,445	1,939	178	2,117
Excluded from trial and approvers ...	118	9	127	105	18	123
Pending at the close of the year ...	802	118	920	398	66	464

Of the number arrested *suo motu* by the Police, 52.49 per cent. were convicted against 60.27 per cent. in 1898. The percentage of persons (1) released without trial to the total number for disposal and (2) of convictions to persons tried under the Penal Code and Class VI were as follows :—

				1899.	1898.
Percentage of persons released without trial ...	{	Penal Code ...	...	1.99	2.22
		Class VI ...	...	0.98	1.30
		All Classes ...	...	1.82	2.06
Percentage of convictions to persons tried ...	{	Penal Code ...	...	54.40	54.81
		Class VI ...	...	71.03	80.30
		All Classes ...	...	57.26	59.24

The lower percentages obtained in regard to persons released without trial under all heads are satisfactory. The percentage of convictions to persons tried under the Penal Code cases shows a slight falling off. Under Class VI the decrease is considerable, and may be ascribed to the signal failure of cases under Chapter VIII, Criminal Procedure Code, except in Dhárwár and Bijápur, 39 per cent. of them having proved unsuccessful.

17. The number and disposal of cognizable cases taken up by the Magistrates direct, and of persons concerned in them during the year as compared with the year previous are given below :—

IV and V.—Direct cases and persons.



	1899.						1898.					
	CASES.			PERSONS.			CASES.			PERSONS.		
	Penal Code.	Class VI.	Total.	Penal Code.	Class VI.	Total.	Penal Code.	Class VI.	Total.	Penal Code.	Class VI.	Total.
Number pending from previous year ... ..	109	44	153	93	37	130	117	27	144	143	12	157
Number of complaints or cases taken up <i>suo moto</i> during the year ... ..	1,237	833	2,070	1,834	1,658	3,492	1,332	627	1,959	2,330	1,252	3,582
Total ... ..	1,346	877	2,223	1,927	1,695	3,622	1,449	654	2,103	2,475	1,264	3,739
Excluded without trial ... ..	614	89	683	875	19	894	699	17	716	553	5	558
<i>Real cases tried—</i>												
Convicted ... ..	190	652	842	874	1,253	1,627	547	174	661	335	899	1,734
Discharged or acquitted ... ..	894	161	555	1,092	398	1,480	95	491	586	1,503	330	1,833
Pending at the close of the year ... ..	118	25	143	96	25	121	108	32	140	84	30	114
Percentage of conviction to number tried... ..	32.53	80.19	60.27	25.68	75.89	52.36	85.2	18.84	53.01	18.22	73.14	40.23

The above figures, though they show remarkable variations under the Penal Code and Class VI separately, exhibit a higher percentage of convictions in regard to the total number of cases as well as of persons tried, being respectively 60.27 and 52.36 against 53.01 and 40.23 in the year before; but the heavy fall in the percentage of persons convicted to tried under the Penal Code is an unsatisfactory feature. About one-fourth of the total complaints were referred to the Police for investigation, the number being 514 against 502 in the year before. The District Superintendent of Bijapur complains that Magistrates are prone to make unnecessary references and that thereby the time of the Police is wasted in fruitless enquiries. There is, no doubt, some truth in this statement, as it is evident from the figures in Statement A-I, that while the total number of complaints for disposal increased by 120 only during the year, the number of references for investigation rose by 42. In other words, nearly a third of them were referred to the Police for investigation. It is, no doubt, within the discretion of a Magistrate to order a preliminary enquiry by the Police into a complaint when he sees reason to doubt the truth of statements made before him, and no hard and fast line of action can be prescribed. But if the provisions of Section 202, Criminal Procedure Code, are properly observed, such cases should be few in number.

The District Magistrates should, in their examination of Magistrates' records, exercise a strict supervision in this respect.

Of the total number of complaints investigated by the Police, 134 were disposed of by trial, 50 or 37.3 per cent. ending in conviction against 34.67 in 1898.

18. The Police have a very poor account to give in this respect. The value of property stolen during the year was Rs. 3,48,832, which added to property involved in pending cases disposed of in the year under report, *viz.*, Rs. 1,46,303, made up a total of Rs. 4,95,135 for recovery. Of this amount, property worth Rs. 1,22,577 or 24.7 per cent. only was recovered as against 37.93 per cent. in the previous year. On the other hand the percentage of cases in which property was recovered to cases in which property was stolen rose from 67.85 in 1898 to 71.13. The latter test of the efficiency of the Police under this head is the better of the two, but is not very adequate; for, the recovery of even a very small portion of the lost property classifies a case as one of recovery; and in practice, whatever property the thief may have disturbed from its original place of deposit, but has not taken away from the premises, is generally described as recovered.

Taking the districts severally, the percentages of the amount of value recovered and of the number of cases in which it was recovered are contrasted below :—

Districts.	Amount percentage of recovery.		Case percentage of recovery.		Relative rank by Column 2, 3.	
Belgaum ...	...	33.99	71.4	3	4	
Bijápur ...	...	27.32	78.6	5	2	
Dhárwár ...	...	36.8	59.0	4	6	
Kánara ...	...	23.0	64.50	6	5	
Kolába ...	...	146.8	73.0	2	3	
Ratnágiri ...	...	49.43	85.0	1	1	

VII.—Habitual crime. Bad characters.

19. Under Regulation XII of 1827 only four suspects were dealt with in Dhárwár and one in Belgaum. Elsewhere the regulation was not put in force.

The following comparative table shows the number of persons dealt with under Chapter VIII of the Criminal Procedure Code in the several districts :—

Particulars.	Belgaum.		Bijápur.		Dhárwár.		Kánara.		Kolába.		Ratnágiri.		Total for the division.	
	1899.	1898.	1899.	1898.	1899.	1898.	1899.	1898.	1899.	1898.	1899.	1898.	1899.	1898.
	Cases pending from the year before ...	2	2	3	16	...	...	38	17	2	3	4	3	48
" taken up during the year ...	83	87	104	62	328	107	18	75	27	8	14	8	574	317
Total ...	85	89	107	78	328	107	51	92	30	9	18	11	619	356
Number ordered to give security ...	45	30	75	53	203	76	6	31	12	5	9	6	349	201
" who furnished security ...	16	15	34	5	21	7	...	15	10	2	4	4	85	49
" sent to Jail in default ...	29	14	41	47	181	69	6	17	2	3	5	2	264	152
" discharged ...	40	26	28	20	69	31	42	27	17	1	4	1	200	106
" pending ...	...	2	4	8	57	...	3	33	1	3	5	4	70	45
Percentage of conviction to number tried.	74.53	71.03	52.94	53.51	73.61	72.22	12.5	64.28	69.23	86.71	41.37	53.33	63.67	63.47

\* One died.

† Three escaped.

‡ Three escaped and one died.

The number of persons dealt with has largely increased. The rise was general except in Kánara. As regards the number prosecuted and the proportion of successful prosecutions, Dhárwár takes the first place, and Mr. Cox gives the credit to Ráo Sáheb Mangesbrao Khot, Police Inspector. Bijápur comes second. Belgaum, Kolába and Ratnágiri take the 3rd, 4th and 5th places, respectively; but in regard to convictions, Ratnágiri stands 3rd, leaving Belgaum and Kolába a good way behind. Kánara stands at the bottom of the list both in regard to persons dealt with as well as to convictions. Both Kánara and Kolába appear to have failed badly, the former more so than the latter, in securing convictions.

20. The following table exhibits the number of convicts who were identified as having been previously convicted and those who were classed as habitual offenders :—

District.	Number of persons convicted—All Classes—Column 16 of A, Part IV.	Penal Code only.	Number of persons identified as having been previously convicted.	Number of persons classed as habitual offenders.
Belgaum ...	606	518	61	28
Bijápur ...	663	530	77	23
Dhárwár ...	878	603	50	45
Kánara ...	370	257	44	13
Kolába ...	438	375	41	16
Ratnágiri ...	321	269	42	2
Total ...	3,276	2,557	315	127
Number of 1898 ...	3,078	2,352	279	191

The number of identifications have increased in proportion to the rise in crime, but, contrary to expectation, the proportion of habitual offenders does not show a corresponding rise, their number having fallen from 191 to 127.

21. There was no influx of suspected foreigners during the year under report. In Belgaum the Berads who abound in the adjoining Native States as well as in the district itself, during the monsoon when rain held off, at one time became restless and took to cattle-lifting and thefts, but quieted down eventually. In Bijápur there is reported to be a class called "Chappar Bands," who are to be found in the talukas of Bágevádi and Muddebihal. The District Superintendent of Police says that they never carry on their operations near their homes, but visit distant provinces such as Bengal and Madras, manufacture and utter false coin there, and return with their spoils to their native villages, where they apparently live like peaceful residents. A special enquiry and report will be called for in regard to them. In Kolába the Katkárís and Ghát Kolís are described by the District Superintendent of Police as the predatory classes of the district, who do no mischief in their own neighbourhood, but visit outlying places to carry on their work. They have engaged the attention of the District Superintendent. The principal criminal classes in the Dhárwár District are the Kaikádís, who infest the border of the district on the side of Hyderabad, Mysore and Káuara. Some Lamani and Waddar Tándas, too, who ostensibly live as petty cultivators and wood-carriers or coolies, are criminals and have been a source of trouble. There was nothing special in regard to criminal tribes in the other districts of the division.

22. Dhárwár stands first in this respect, having eight escapes and six recaptures. Of the eight who escaped, three were convicts and five under-trial prisoners; of the latter one was in a lock-up, three in the custody of the District Police and one in that of Village Police. Belgaum ranks second with five escapes and three recaptures; four of the five having escaped from the custody of the District Police and one from a lock-up. Bijápur had four escapes and three recaptures; one prisoner escaped from the custody of the District and three from that of the Village Police. In the other districts there were no escapes and recaptures except in Kánara, where a dacoit convict, who had escaped from the Magistrate's lock-up in 1896 and had been at large all the while, was captured during the year in Mysore, in connection with some offence which he committed there. He is described by the Superintendent of Dhárwár as one of the ringleaders who hitherto organized dacoities and successfully eluded the vigilance of the Police.

23. There are no Court prosecutors in the Southern Division. The Court Jamádárs are employed in some districts exclusively, but in others, in addition to their ordinary duties, to conduct cases in the Courts of Magistrates. During the year they conducted 1,388 criminal cases and obtained convictions in 1,028, or 74 per cent. This result is satisfactory. The District Superintendents and District Magistrates think that the system is working well.

24. The subjoined table shows the several officers who held charge of the offices of Superintendent and Assistant Superintendent of Police in the several districts:—

District.	Name of Officer.	PERIOD.	
		From	To
Belgaum	<i>Superintendent.</i>		
	Mr. E. V. Mackay	1st January	31st December.
Bijápur	<i>Superintendent.</i>		
	Mr. E. H. Ingle	1st January	22nd May.
	H. W. J. Bagnell, District Magistrate.	23rd May	2nd June.
	J. B. W. Biddle	3rd June	31st December.

District.	Name of Officer	PERIOD.	
		From	To
Dhárwár ...	<i>Superintendent.</i>		
	Mr. J. B. D. Adams ...	1st January ...	23rd October.
	" E. C. Cox ...	24th October ...	31st December.
	<i>Assistant Superintendent.</i>		
	Mr. F. A. M. H. Vincent ...	1st January ...	16th January.
	" W. A. Heyland ...	24th October ...	31st December.
Kánara ...	" M. F. Clarke, Police Probationer.	December ...	Do.
	<i>Superintendent.</i>		
Kólába ...	Mr. MacTier ...	1st January ...	31st December.
	<i>Superintendent.</i>		
Ratnágiri ...	Mr. J. E. Down ...	1st January ...	4th January.
	" S. R. Arthur, District Magistrate.	5th January ...	25th January.
	" E. F. Green ...	26th January ...	31st May.
	" S. R. Arthur, District Magistrate.	1st June ...	7th June.
	H. M. Gibbs ...	8th June ...	2nd December.
	J. E. Penton ...	3rd December...	31st December.
Ratnágiri ...	<i>Superintendent.</i>		
	Mr. A. H. M. Ostrehan ...	1st January ...	21st November.
	" F. L. Goldsmid ...	22nd November	31st December.

All the districts, except Belgaum and Kánara, changed hands, Kólába having been most unfortunate in this respect. There was no Assistant Superintendent in any district except Dhárwár, where two Assistants joined the district towards the close of the year. The district is one of the largest in area and population, and the amount of crime, specially serious crime, is much greater than in any other district of the division.

25. The following table shows the strength of the force and proportion of it engaged in the prevention and detection of crime in relation to area and population in the several districts of the division :—

District.	Area in square miles.	Population.	Sanctioned strength of the Police.	1899.		1898.			
				Number employed on prevention and detection of crime.	Proportion of Police, Column 5.		Number employed on prevention and detection of crime.	Proportion of Police, Column 8.	
					Number of square miles to each Police officer.	Number of people to each Police officer.		Number of square miles to each Police officer.	Number of people to each Police officer.
1	2	3	4	5	6	7	8	9	10
Belgaum ...	4,657	10,13,261	733	253	18.4	4,001.9	351	13.15	2,862.1
Bijapur ...	5,695	7,96,339	688	428	13.30	1,860.7	428	13.30	1,860.7
Dhárwár ...	4,535	10,51,314	875	534	8.19	1,968.7	341	13.28	3,083.6
Kánara ...	3,910	4,46,351	705	400	9.70	1,115.8	403	9.70	1,107.6
Kólába ...	2,137	5,91,872	538	332	6.43	1,791.8	375	5.69	1,586.3
Ratnágiri ...	3,923	11,05,926	772	319	11.23	3,169.	319	11.23	3,168.8
Total ..	24,856	50,03,063	4,331	2,296	10.78	2,181.2	2,250	11.04	2,225.8

There was no variation in the sanctioned permanent strength.

Temporary extra Police were entertained for plague duty in all districts, except Kánara, throughout the year, but the numbers varied from month to month according to exigencies.

Distribution.

26. The distribution of the Police was, shortly, as follows as compared with the preceding year :—

	1899.	1900.
Superintendents and Assistant Superintendents ...	7	7
Office staff of do. do. ...	19	19
Cantonment ... ..	19	19
Jail Guard ... ..	101	77
Reserve ... ..	503	444
Guards over lock-up, treasury, &c ... ..	973	1,064
Town and Municipal ... ..	340	451
General duty of prevention and detection of crime ...	2,369	2,250
	<u>4,331</u>	<u>4,331</u>

27. The subjoined table exhibits the number of punishments, judicial as well as departmental, including dismissals, inflicted during the year on officers and men :—

District.	Actual strength of Police	Number judicially punished.	Number of departmental punishments.	Total punishments in 1899.	Average for the last three years.	Total punishments in the years			
						1896.	1897.	1898.	Total.
Belgaum ...	713	3	69	72	64	50	84	58	192
Bijápur ...	685	...	67	67	104	114	92	105	311
Dhárwár ...	849	8	142	150	181	164	181	197	542
Kánara ...	702	3	119	122	62	79	26	81	186
Kolába ...	557	...	28	28	26	33	26	20	79
Ratnágiri ...	766	2	47	49	24	22	20	29	71
Total ...	4,272	16	472	488	461	462	429	490	1,381

The total number of punishments (488) was practically the same as in the preceding year (490), but was a little higher than the three past years' average (461). Judicial punishments fell by three, while departmental punishments rose by one. There was a considerable decrease in the number of punishments in Bijápur (38) and Dhárwár (47), while there was an increase in the remaining districts, viz., Belgaum (14), Kánara (41), Ratnágiri (20) and Kolába (8). The increase is most noticeable in Kánara, for which no specific reason is assigned. In Dhárwár, where work has been specially heavy, there has been a very large reduction in the number of punishments. These are, however, not always a correct test of the efficiency or otherwise of the Police force.

Rewards.

The following table furnishes information regarding rewards granted for good service :—

District.	Actual number of men.	REWARDS.			
		By promotion.	Percentage.	By money, &c.	Percentage.
Belgaum ...	713	2	28	142	19.92
Bijápur ...	685	...	...	40	5.84
Dhárwár ...	849	2	24	73	8.60
Kánara ...	702	8	1.14	145	20.66
Kolába ...	557	...	...	98	17.60
Ratnágiri ...	766	...	...	133	17.36
	4,272	12	28	631	14.76
Total for 1900 ...	4,305	15	34	792	18.39

Compared with the previous year fewer rewards of either kind were granted. This is apparently due to less good work in the detection of crime. There is a decrease in both kinds of rewards except in Kánara and Ratnágiri. In the former district rewards by promotion increased by 6,—7 persons out of 8 rewarded having been promoted for good service in connection with plague in the Sátára District. In Ratnágiri there is an increase of 5 under money rewards. Out of the total number (631 of money rewards, &c.) 110 were for the detection of offences under the A'bkári and Salt Acts. Kánara obtained 51, Ratnágiri 32, Kolába 22, Belgaum 3 and Dhárwár 2. In Bijápur there was no reward of this description, although no less than 28 cases out of 33 investigated by the Police of that district ended in conviction.

28. The percentage of admissions into hospital remained almost the same, being 40·69 against 40·55 in 1898. Four districts, *viz.*, Dhárwár, Bijápur, Kolába and Belgaum, show an improvement, which is particularly noticeable in Dhárwár. On the other hand, Kánara and Ratnágiri show a larger percentage of sickness in the force. There were altogether 100 deaths against 156 in 1898. The percentage of deaths has fallen in Dhárwár, Kánara and Kolába, that in the first mentioned district having dropped from 7·75 to 2·35. Belgaum and Ratnágiri show a slight increase. On the whole, the health of the Police force was fair throughout the year. This may possibly be due to the deficient rainfall of the year and the consequent dryness of the climate.

29. The state of education among the Police in each district will be seen from the subjoined table :—

District.	Sanctioned strength.		Able to read and write.		Percentage of those able to read and write to total.		Percentage of officers and men together able to read and write.	Average percentage of last three years.
	Officers	Men.	Officers.	Men.	Officers.	Men.		
Belgaum ...	160	553	138	271	86·25	49·0	57·36	49·51
Bijápur ...	160	527	94	212	58·75	40·23	44·54	41·92
Dhárwár ...	210	663	141	350	67·14	52·79	56·24	60·48
Kánara ...	160	544	115	182	71·87	33·45	42·19	58·52
Kolába ...	113	444	87	234	77·0	52·70	57·63	53·50
Ratnágiri ...	165	606	131	374	79·33	61·71	65·50	67·31
Total for 1899...	968	3,337	706	1,623	72·9	48·6	54·1	55·67
Total for 1898...	968	3,337	697	1,598	72·0	47·6	53·3	58·25

The several percentages show a slight improvement as compared with the preceding year, though the standard is below the preceding three years' average. In all districts the number of literate men and officers has increased except in Dhárwár and Kánara. In the former district it has dropped from 152 and 399 to 141 and 350, and in the latter from 121 and 216 to 115 and 182; consequently the percentage of education among officers and men has fallen in Dhárwár from 63·1 to 56·24 and in Kánara from 47·8 to 42·19. Ratnágiri, which had yielded precedence in education in favour of Dhárwár in the preceding year, has regained it.

Castes.

30. The different castes of the officers and men composing the force for 1899 and 1898 were as follows:—

Castes.	Officers.		Men.	
	1899.	1898.	1899.	1898.
Christians ... ..	34	29	48	49
Mahomedans ... ..	308	324	1,028	1,058
Bráhmíns ... ..	127	112	215	161
Rájputs ... ..	25	26	58	60
Maráthas ... ..	301	303	1,300	1,381
Sikhs... ..	1	1	...	...
Lingáyats ... ..	37	41	143	113
Naidus and Mudliyors ... ..	6	5	7	6
Kolis ... ..	...	2	...	3
Pardeshis ... ..	...	3	...	3
Bhandáris ... ..	...	4	...	20
Other Hindus ... ..	131	111	512	418
Jews ... ..	...	...	1	...
Total ... ..	970	961	3,310	3,272

As usual, Mahomedans and Maráthas are the prevailing castes.

31. 318 officers and men were enlisted during the year, of whom 189 were literate and the rest illiterate. There was no difficulty in finding suitable recruits except in Dhárwár, where they were obtained from Belgaum.

Recruiting.

32. The number of resignations fell from 55 to 40 and was largest in Dhárwár—14, Kánara coming next with 11. 17 men deserted the service against nil the year before. There were 33 vacancies at the end of the year against 79 in 1898, Dhárwár alone being responsible for 24. 33 more men than in the preceding year were discharged on pension or gratuity. The number of men discharged otherwise was 10 against 13 in the previous year.

Resignations.

33. Judging from the results of the trials of real cases, the control over the movements and doings of bad characters, the percentage of cases in which stolen property was recovered, it is apparent that on the whole a fair amount of efficiency was maintained by the force, which has generally behaved very well indeed. The Police have had to work under great difficulties, created by the exceptional nature of the season. The chief disturbing elements—Plague and Drought—produced a remarkable increase in cognizable crime. The Police had to guard plague infected houses which had been vacated, while outside the villages people lived in huts, scattered all over the fields, rendering the task of protecting life and property one of immense difficulty. Yet a very fair amount of success was attained. Mr. Cox in Dhárwár is dissatisfied with his men. He is endeavouring to improve the tone of the force and will doubtless succeed. Mr. Goldsmid notices deterioration in the Ratnágiri Police as compared with its efficiency fifteen years

General efficiency.

back. On the whole it cannot be denied that there is large room for improvement.

34. The Village Police is numerically stronger in the above-ghát districts than in the coast districts. The Police Pátels in the districts of Belgaum, Dhárwár and Bijápur being mostly hereditary officers and generally residents of the village possess a better knowledge of the community and often exercise a more powerful influence over them than the stipendiary village establishment elsewhere. In the coast districts the villages are poor and small, and the remuneration of the post of Police Pátel is inadequate. The staff is, therefore, naturally inefficient. The reorganization of the Village Police has been taken in hand in Kolába, but in Ratnágiri and Kánara a beginning has yet to be made. The success of the District Police depends in a great measure on the help they receive from the Village Police. The following table will exhibit at a glance the extent of help said to have been rendered by the latter and the manner of its recognition:—

District.	Number of real cognizable offences.	INSTANCES OF SERVICE RENDERED BY THE VILLAGE POLICE TO THE DISTRICT POLICE.					Remarks.
		Good services rendered.	Rewarded with money or tickets.		Reported against.	Punished for neglect.	
			Money rewards.	Tickets.			
Belgaum ...	622	6	4	2	6	6	
Bijápur ...	637	9	1	...	14	4	
Dhárwár ...	1,208	12	7	13	15	11	4 cases were under enquiry.
Kánara ...	303	...	...	...	...	...	
Kolába ...	299	1	...	1	3	2	1 case was under enquiry.
Ratnágiri ...	262	18	3	...	84	16 68	warned.
Total ...	3,391	46	15	16	122	39 + (68)*	* In 68 cases warning was given.

From the above figures it would seem that the Village Police in the above-ghát districts, which as before stated is numerically larger and better paid than elsewhere, appear to have taken little active and intelligent interest in the detection or prevention of crime. The Superintendents of Dhárwár and Belgaum complain that the Village Police are not merely inefficient, but are sometimes actively in league with criminals. In the reference to this subject I can only reiterate the remarks of Mr. Cappel in paragraph 14 of his report last year, which are quoted below:—

“In dealing with bad characters and in detection the Village Police for the most part have the game in their hands. Perhaps more power might be placed in the hands of the Mámldár and Táluka Magistrate by an amendment of Section 9 of Bombay Act VIII of 1867. At present the evil seems to lie chiefly in the freedom of the Police Pátels from effective local control. Complaints against them pass through the Chief Constable to the Superintendent and from him to the Sub-Divisional Magistrate. If the Mámldár had power to fine Police Pátels as he already has power to fine Revenue Pátels, the control would be closer and the responsibility of the Mámldár as Taluka Magistrate for the state of the Village Police, which is implied by Section 6 of the Act, could be more directly fixed. But before an amendment of Section 9 can be proposed, the District Magistrates must be able to show that the Mámldárs, who are First Class Magistrates, make effective use of their power under it, and that the Village Police of the tálukas managed by them are kept in better order than in others.”



XII.—Inspection.  
Inspection of arms and  
ammunition shops.

35. The following statement shows the number of shops licensed to sell arms and ammunition and details of inspection :—

District.	Number of shops licensed to sell arms and ammunition.	Number visited by the District Superintendent of Police and Assistant Superintendent of Police.	Remarks.
Belgaum ... ..	18	18	All were inspected by the Inspectors.
Bijapur ... ..	8	8	
Dhárwár ... ..	15	12	
Kánara ... ..	10	10	
Kolába ... ..	5	5	
Ratnágiri ... ..	14	12	
Total ... ..	70	65	

The number of shops has fallen from 76 in the previous year to 70. The decrease of 2 in Belgaum is ascribed to the revocation of licenses and of 1 each in Bijapur and Kolába, and 2 in Ratnágiri to want of trade. The omission on the part of the Superintendent of Police of Dhárwár to visit 3 shops has been sufficiently explained and is excusable in view of the large increase in serious crime which required all his attention and energy. The Superintendent of Police has not explained why he failed to inspect 2 shops in Ratnágiri. The number of licenses of all kinds issued under the Arms Act decreased considerably from 8,030 to 7,398, the fall occurring principally in Ratnágiri (648), where a gradual reduction has been effected during the last two years. In Belgaum there was a rise of 68 and in Dhárwár of 58 owing to the grant of licenses where necessary for the protection of people in evacuated villages.

Inspection of stations and  
outposts.

36. The following table shows the number of stations and outposts visited by the various officers :—

District.	Officers.	POLICE STATIONS.			OUTPOSTS.		
		Number of stations in charge of each officer.	Visited.	Not visited.	Number of outposts in charge of each officer.	Visited.	Not visited.
Belgaum ... ..	Mr. E. V. Mackay ...	10	10	...	43	38	5
Bijapur ... ..	{ Mr. E. H. Ingle ... } { „ J. B. W. Bible ... }	10	{ 6 } { 4 }	{ ... } { ... }	51	{ 34 } { 13 }	1
Dhárwár ... ..	{ Mr. J. B. D. Adams ... } { „ E. C. Cox ... }	15	{ 12 } { 3 }	{ 2 }	45	{ 31 } { 10 }	9
Kánara ... ..	Mr. R. MacTier ...	11	10	1	42	28	14
Kolába ... ..	{ Mr. E. F. Green ... } { „ H. M. Gibbs ... } { „ J. E. Penton ... }	12	{ 9 } { 3 } { 1 }	{ 2 }	26	{ 16 } { ... } { 2 }	8
Ratnágiri ... ..	{ Mr. A. H. M. Ostrehan ... } { „ F. L. Goldsmid ... }	15	{ 12 } { 2 }	{ 1 }	33	{ 26 } { 2 }	5

\* Of the 14 shown above were visited but not inspected.

The amount of inspection appears to have been fairly sufficient. Partly the increase in serious crime and partly the frequent changes in the personnel of the Superintendents seem to have interfered with the complete inspection of stations and outposts in all the districts.

37. The following table gives an abstract of the information contained in Statement B, Parts I and II, regarding non-cognizable crime:—

District.	Total number of cases.		Number of cases in which the Police were employed.		Percentage of cases in Column 3 to those in Column 2.		PERSONS.				Percentage of persons convicted to those appearing before the Courts.		Remark.		
							Number of persons appearing before the Courts.		Convicted.					Acquitted or discharged.	
							5		6					7	
	1899.	1900.	1899.	1900.	1899.	1900.	1899.	1900.	1899.	1900.	1899.	1900.			
Belgaum ...	1,680	3,108	45	100	2·89	4·61	3,277	3,502	859	1,009	1,344	1,811	28·21	30·49	
Bijapur ...	1,314	1,262	107	79	8·14	6·26	1,871	1,719	784	687	576	361	41·94	39·80	
Dhárwár ...	17,202	2,460	31	41	0·18	1·67	18,506	3,898	1,276	1,176	944	997	6·6	30·16	
Kánura ...	1,787	1,754	61	85	3·29	2·00	1,786	2,168	266	263	610	483	12·7	12·13	
Kolába ...	4,434	4,270	48	78	1·08	1·76	6,842	6,799	1,004	742	847	3,302	15·11	10·91	
Ratnágiri ...	3,706	3,580	136	166	3·67	4·61	3,501	3,968	946	678	928	1,826	24·4	17·08	
Total ...	30,322	15,484	408	496	1·34	3·11	35,583	22,083	5,104	4,614	5,289	8,780	14·34	20·89	

The figures for 1898 are given as directed in Government Resolution No. 2706, of the 29th April 1900, i.e., the total of columns 7 and 8 of Statement B, Part I, instead of the total for disposal in column 10 given last year.

The total number of non-cognizable cases shows a considerable increase, from 15,484 to 30,322. This was almost wholly contributed by Dhárwár, where 16,173 cases for the recovery of municipal taxes were instituted during the year and most of these (11,414) were withdrawn on payment of municipal dues. The percentage of cases in which the Police were employed fell from 3·11 in the preceding year to 1·34, a satisfactory result observable in all districts except Bijapur. A considerably larger number of persons appeared before the Courts than in the preceding year, but the percentage of convictions fell from 20·89 to 14·34, a result obviously due to the withdrawal of the municipal cases referred to above. In the remaining districts, except Belgaum, the percentage of convictions shows a rise, notably in Kolába and Ratnágiri.

#### General Remarks.

\*Extracts appended.

38. I have nothing to add except to refer to the general remarks\* made on the District reviews for 1899.

I have the honour to be,  
Sir,  
Your most obedient Servant,  
A. F. WOODBURN,  
Acting Commissioner, S. D.

Through the Inspector-General of Police.

#### General remarks made by the Commissioner, S. D., on the District reviews for 1899.

*Belgaum.*—“The District Magistrate being new to the district has expressed no general opinion on the working of the Police. The Acting Commissioner thinks that the force may be congratulated on the year's results, and that Mr. Mackay deserves credit for having administered his charge with his usual thoroughness.”

*Bijapur.*—“The Police have worked satisfactorily. Mr. Drew considers that their discipline is good. They have attained a fair measure of success in dealing with crime in an extensive district amidst special difficulties of the year and

the Acting Commissioner concurs with the opinion of Mr. Drew, that Mr. Biddle has had hard work, especially in the latter part of the year, and that he has done it creditably."

*Dhárwár.*—"During the past year the Police had very heavy work. The district is criminal, and the force has neither the good material required nor the strength sufficient to keep crime well in hand. The results are, therefore, very poor. The Acting Commissioner concurs with the District Magistrate and the District Superintendent of Police in their remarks about the general inefficiency of the Dhárwár Police. As remarked by Mr. Cappel, much will have to be done to improve its tone.

"Mr. Heyland, Assistant Superintendent of Police, has, during the few months he was in the district, done good work. Mr. Cappel notices with pleasure that Inspector Mangeshrao has continued to do excellent work in all respects, and adds that Mr. Cox, though he joined the district at the end of the year, has already left his mark on the administration. The undersigned is glad to be able to endorse these remarks."

*Kánara.*—"Although there has been scarcity from deficient rainfall, it was not so much felt in Kánara as to lead to crime. Plague broke out in three towns, one of which was wealthy and of importance and became a cause of trouble to the Police. It is very creditable to the Police that there has been, on the whole, a slight fall instead of an increase in crime.

"Mr. Lucas complains with good reason of the want of a European First Class Magistrate. He also remarks that one of his Deputy Collectors is conspicuously biassed against the Police, but it is not quite clear on what his opinion is based. The District Magistrate expresses his appreciation of Mr. MacTier's work in terms of high praise."

*Kolába.*—"Mr. Penton though he arrived almost at the end of the year has written a good report, which would have been better if it had been more compressed."

*Ratnágiri.*—"There is nothing calling for special remark. In some matters there is room for improvement, but on the whole the result of the year's work is creditable to the officers and men of the force."

(True extracts.)

A. F. WOODBURN,  
Acting Commissioner, S. D

---

APPENDICES.

---

в 591—1 *ap*

STATEMENT A.

RETURN OF COGNIZABLE CRIME FOR THE YEAR 1899, FOR THE BOMBAY PRESIDENCY PROPER.

PART I.—Return of Cases instituted by Complaint to a Magistrate or by a Magistrate suo motu in the year 1899.

Serial Number.	Law under which punishable.	Offence.	Number remaining for disposal from previous year.	Number of complaints and cases instituted suo motu by a Magistrate.	Number of complaints dismissed after examining the complaint (Section 209, Criminal Procedure Code).	Number of cases referred for investigation to the Police.	Number otherwise investigated before issue of process.	Number dismissed after investigation under Section 303, Criminal Procedure Code.	Number of cases under investigation at the end of the year.	Number remaining for trial.	Number declared by a Court after trial never to have occurred or to be mis takes of law or fact.	Number in which the Court held that a non-cognizable offence only was committed.	NUMBER OF COGNIZABLE OFFENCES COMMITTED THAT WERE TRIED.				Percentage of convictions to total of Columns 15 and 16.	Number of cognizable offences that were under investigation or trial at close of the year.	Compounded, withdrawn, discharged, &c.	Died during trial.	Escaped during trial.	REMARKS.		
													Ending in discharge or acquittal.	Ending in conviction.	Ending in discharge or acquittal.	Ending in conviction.								
1	2	3	4	5	6	7	8	9	9(a)	10	11	12	13	14	15	16	17	18	19	20	21	22		
1	115 ... ..	Abetment of cognizable offence not committed, &c.	...	2	...	...	...	...	...	2	...	...	...	2	...	...	...	...	...	...	...	...		
	117 ... ..	Abetting commission of cognizable offence by public, &c.	...	...	...	...	...	...	...	...	...	...	...	...	...	...	...	...	...	...	...	...		
	118, 119 ... ..	Concealing design to commit cognizable offence, &c.	...	...	...	...	...	...	...	...	...	...	...	...	...	...	...	...	...	...	...	...		
		Total ...	...	2	...	...	...	...	...	2	...	...	...	2	...	...	...	...	...	...	...	...		
	<b>CLASS I.—Offences against the State, Public Tranquillity, Safety, and Justice.</b>																							
2	131 to 136, 138 ...	Offences relating to Army and Navy.	...	...	...	...	...	...	...	...	...	...	...	...	...	...	...	...	...	...	...	...		
3	231 to 254 ...	Offences relating to coin ...	...	7	...	1	...	...	...	7	...	...	3	3	1	...	...	...	...	...	...			
3a	225 to 263 A ...	Offences relating to stamps ...	...	1	...	...	...	...	...	1	...	...	1	...	...	...	...	...	...	...	...			
3b	467 and 471 ...	Offences relating to Government Promissory Notes.	...	1	...	...	...	...	...	1	...	...	1	...	...	...	...	...	...	...	...			
3c	489 A 489 D ...	Offences relating to Currency Notes and Bank Notes.	...	...	...	...	...	...	...	...	...	...	...	...	...	...	...	...	...	...	...			
4	212 to 216 and 216A ...	Harbouring an offender ...	...	...	...	...	...	...	...	...	...	...	...	...	...	...	...	...	...	...	...			
5	224, 225, 225 B and 226.	Other offences against public justice.	4	25	...	2	...	...	1	28	...	...	5	20	...	1	100	2	1	...	...			
6	143 to 153, 157, 158, 159.	Rioting or unlawful assembly ...	7	175	6	44	4	26	11	139	3	3	100	20	9	1	11.11	18	3	...	...			
7	140, 170, 171 ...	Personating public servant or soldier.	...	3	...	...	...	...	...	3	...	...	1	2	...	...	...	...	...	...	...			
		Total ...	11	212	6	47	4	26	12	179	3	3	111	45	9	2	18.18	20	4	...	...			
	<b>CLASS II.—Serious Offences against the Person.</b>																							
8	302, 303, 306 ...	Murder ...	...	...	...	...	...	...	...	...	...	...	...	...	...	...	...	...	...	...	...	...		
9			by thugs	...	...	...	...	...	...	...	...	...	...	...	...	...	...	...	...	...	...	...	...	
10			," dacoits	...	...	...	...	...	...	...	...	...	...	...	...	...	...	...	...	...	...	...	...	...
11			," robbers	...	...	...	...	...	...	...	...	...	...	...	...	...	...	...	...	...	...	...	...	...
12		Other murders	1	8	...	3	2	7	1	1	...	...	1	...	...	...	...	1	...	...	...	...		

13	807 ... ..	Attempts at murder...	...	2	...	...	...	...	2	...	...	2	...	...	...	...	...	...	...	...	
14	804, 808 ... ..	Culpable homicide ... ..	1	4	...	2	...	2	3	...	...	1	...	...	...	...	2	...	...	...	
15	876 ... ..	Rape by a person other than the husband.	2	10	...	8	...	5	1	6	...	1	4	...	1	...	...	...	2	...	
16	877 ... ..	Unnatural offences ... ..	...	...	...	...	...	...	...	...	...	...	...	...	...	...	...	...	...	...	
17	817, 818 ... ..	Exposure of infants or concealment of birth.	...	4	...	1	...	1	...	3	...	...	1	2	...	...	...	...	...	...	
18	305, 306, 309 ... ..	Attempt at, and abetment of, suicide.	...	9	...	3	...	...	...	9	...	...	2	4	1	2	66-66	...	...	...	
19	820, 831, 833 ... ..	Grievous hurt for the purpose of extorting property or confession or deterring public servant.	1	5	...	...	2	1	...	5	...	...	3	2	...	...	...	...	...	...	
20	325, 326, 335 ... ..	Grievous hurt ... ..	5	70	5	18	...	10	...	60	...	1	22	11	3	3	50	3	18	...	
21	828 ... ..	Administering stupefying drugs to cause hurt.	...	...	...	...	...	...	...	...	...	...	...	...	...	...	...	...	...	...	
22	827, 830, 832 ... ..	Hurt for purpose of extorting property or confession or deterring public servant.	...	32	1	5	1	4	1	26	...	...	14	11	1	...	...	1	...	...	
23	834 ... ..	Hurt by dangerous weapon...	8	87	1	16	3	18	...	76	1	...	31	8	1	...	...	2	33	...	
24	363 to 369 ... ..	Kidnapping or abduction ... ..	3	85	2	11	3	12	2	22	...	...	18	1	1	...	...	3	1	...	
25	848 to 848 ... ..	Wrongful confinement and restraint in secret or for purpose of extortion.	...	7	1	2	1	3	...	3	...	...	2	...	...	...	...	...	1	...	
26	872, 873 ... ..	Selling, letting, or unlawfully obtaining a minor for prostitution.	...	1	...	...	...	...	...	1	...	...	...	1	...	...	...	...	...	...	
27	371 ... ..	Habitually dealing in slaves ... ..	1	12	...	1	...	1	...	12	...	...	8	4	...	...	...	...	...	...	
28	353, 354, 356, 357 ... ..	Criminal force to public servant or woman, or an attempt to commit theft or wrongfully confine.	6	119	4	16	7	11	6	104	...	...	60	34	2	3	60	10	1	...	
29	304 A, 838 ... ..	Rash or negligent act causing death or grievous hurt.	...	8	...	...	...	...	...	8	...	...	2	1	...	...	...	...	...	...	
Total ...			29	408	14	88	19	75	11	337	1	2	172	79	10	8	44-44	24	54	...	1
<b>CLASS III.—Serious Offences against Person and Property, or against Property only.</b>																					
30	395, 397, 398 ... ..	Dacoity ... ..	5	22	...	15	2	12	4	11	...	...	2	7	2	...	...	4	...	...	
31	393, 403 ... ..	Preparation and assembly for dacoity.	...	...	...	...	...	...	...	...	...	...	...	...	...	...	...	...	...	...	
32	394, 397, 398... ..	Robbery with hurt. { by poisonous or stupefying drugs, by other means,	...	2	...	3	...	2	...	...	...	...	...	...	...	...	...	...	...	...	
33	392, 393 ... ..	Robbery... { in dwelling house ... on the highway between sunset and sunrise.	1	15	...	8	...	5	3	8	...	...	4	3	...	...	...	4	...	...	
34	270, 281, 282, 430 to 433, 435 to 440, ... ..	Robberies other robberies	12	43	1	28	1	26	3	25	...	...	18	4	1	...	...	4	1	...	
35	423, 429 ... ..	Serious mischief and cognate offences.	10	63	2	17	4	16	1	54	...	1	40	6	5	1	18-68	2	1	...	
36	424, 429 ... ..	Mischief by killing, poisoning, or maiming any animal.	1	89	...	15	2	12	1	77	...	2	39	28	5	1	16-66	3	2	...	
37	454, 455, 457 to 460 ... ..	Lurking house-trespass or house-breaking with intent to commit an offence, or having made preparation for hurt.	6	42	1	17	...	11	2	34	...	...	9	21	2	2	50	2	...	...	
38	449 to 452 ... ..	House-trespass with view to commit an offence, or having made preparation for hurt.	3	86	...	18	...	15	...	24	...	5	11	7	2	1	33-33	2	...	1	
39	412, 413 ... ..	Receiving stolen property by dacoity or habitually.	...	...	...	...	...	...	...	...	...	...	...	...	...	...	...	...	...	...	
40	311, 400, 401... ..	Belonging to gangs of thugs, dacoits, robbers, and thieves.	...	...	...	...	...	...	...	...	...	...	...	...	...	...	...	...	...	...	
Total ...			40	320	4	123	10	103	14	339	...	8	126	79	17	5	22-72	21	4	1	

STATEMENT A—continued.

Serial Number.	Law under which punishable.	Offence.	Number remaining for disposal from previous year.	Number of complaints and cases instituted <i>et cetera</i> made by a Magistrate.	Number of complaints dismissed after examining the complainant (Section 303 Criminal Procedure Code).	Number of cases referred for investigation to the Police.	Number otherwise investigated before issue of process.	Number dismissed after investigation under Section 303, Criminal Procedure Code.	Number of cases under investigation at the end of the year.	Number remaining for trial.	Number declared by a Court after trial never to have occurred or to be mistakes of law or fact.	Number in which the Court held that a non-cognizable offence only was committed.	NUMBER OF COGNIZABLE OFFENCES COMMITTED THAT WERE TRIED.					Percentage of cognizable offences that were under investigation or trial at close of the year.	Compounded, withdrawn, discharged, &c.	Died during trial.	Escaped during trial.	REMARKS.
													Not referred to the Police for investigation.	Referred to the Police for investigation.		Percentage of convictions to total of Columns 15 and 16.						
1	2	3	4	5	6	7	8	9	9(a)	10	11	12	13	14	15	16	17	18	19	20	21	22
<b>CLASS IV.—Minor Offences against the Person.</b>																						
40	341 to 344	Wrongful restraint and confinement.	11	281	10	42	4	41	7	234	...	...	86	26	4	3	42.85	11	111	...	...	
41	336, 337	Rash act causing hurt or endangering life.	...	2	...	...	...	...	...	2	...	...	...	1	...	...	...	1	...	...	...	
42	374	Compulsory labour	...	1	...	1	...	1	...	...	...	...	...	...	...	...	...	...	...	...	...	
Total			11	284	10	43	4	42	7	236	...	...	86	27	4	3	42.85	12	111	...	...	
<b>CLASS V.—Minor Offences against Property.</b>																						
43	453, 456	Lurking house-trespass or house-breaking	1	23	...	5	...	2	...	22	...	...	9	9	3	1	25	...	...	...	...	
44	379 to 382	Theft... of cattle ... ordinary ...	6	48	1	18	1	7	...	46	...	1	14	18	10	1	9.09	3	...	...	...	
45	406 to 408	Criminal breach of trust	60	791	27	317	35	224	32	568	7	5	184	266	42	52	55.32	55	1	...	...	
45a	409	Criminal breach of trust by public servant or by banker, &c.	87	572	50	240	75	245	28	286	1	...	157	43	46	7	16.28	59	1	...	1	
46	411, 414	Receiving stolen property	2	40	1	4	1	3	1	37	...	...	16	14	...	1	100	7	...	...	...	
46a	419, 420	Cheating	4	105	4	15	13	11	1	93	...	...	51	30	8	8	37.5	5	...	...	...	
47	447, 448	Criminal or house-trespass	5	147	7	41	20	45	6	94	...	...	62	14	7	1	12.5	10	6	...	...	
48	461, 462	Breaking closed receptacle	39	1,220	24	95	23	93	7	1,230	3	1	433	186	12	4	25	31	571	...	...	
Total			154	3,056	115	735	173	635	75	2,385	11	7	931	534	125	70	35.89	170	579	...	1	
<b>CLASS VI.—Other Offences not specified above.</b>																						
49	295 to 297	Offences against religion	4	13	2	3	...	3	...	12	...	...	9	2	...	...	...	1	...	...	...	
50	Chapter VIII (B), C. P. C., and Act IX of 1874.	Vagrancy and bad character	30	464	16	3	18	8	12	458	...	...	66	370	2	1	33.33	24	2	1	4	
51	Cognizable offences under the Act specified opposite.	Offences against Gambling Act	...	10	...	...	...	...	...	10	...	...	3	6	...	...	...	1	...	...	...	
52		Excise Laws	14	209	1	1	...	...	3	219	...	...	32	184	...	1	100	5	...	...	...	
53		Opium Laws	...	8	...	...	...	...	...	8	...	...	1	7	...	...	...	...	...	...	...	
54		Railway Laws	...	13	...	...	2	...	...	13	...	...	3	10	...	...	...	...	...	...	...	
55		Salt and Custom Laws.	2	443	...	...	...	...	1	1	443	...	...	8	434	...	...	...	2	...	...	...
56	Arms Act, 1878 (XI of 1878).	...	...	18	...	...	...	...	...	18	...	...	6	12	...	...	...	...	...	...	...	

D 554-2 ap

57	269, 277, 279, 280, 283, 285, 290, 289, 291 to 294, Section 34 of Act V of 1861, and offences under any other Municipal or local laws.	Public and local nuisances... ..	1	49	1	6	1	3	...	46	...	...	15	26	...	2	100	1	2	...	...
		Total ... ..	51	1,227	20	15	19	15	16	1,227	...	...	143	1,051	2	4	66.66	34	4	1	4
58	Offences under other special and local laws declared to be cognizable. (Detail)	Stage Carriage Act ... ..	129	632	2	1	3	3	...	756	...	...	161	448	...	1	100	38	106	2	...
		Police Act ... ..	...	4	...	...	4	...	...	4	...	1	4	...	...	...	...	...	...	...	...
		Registration Act ... ..	...	2	...	...	...	...	...	2	...	...	...	1	...	...	...	1	...	...	...
		Forest Act ... ..	17	636	1	1	...	9	...	643	...	1	145	480	1	...	...	11	5	1	...
		Criminal Procedure Code, V of 1898	...	13	...	...	...	...	...	13	...	...	1	12	...	...	...	...	...	...	...
		Indian Merchant Shipping Act ... ..	...	1	...	...	...	...	...	1	...	...	...	1	...	...	...	...	...	...	...
		Abkari Act ... ..	...	1	...	...	...	...	...	1	...	...	...	1	...	...	...	...	...	...	...
		Municipal Act ... ..	...	12	...	...	...	...	...	12	...	...	9	3	...	...	...	...	...	...	...
Total, Acts ... ..	146	1,301	3	2	7	12	...	1,432	...	2	320	946	1	1	50	50	111	3	...		
GRAND TOTAL ... ..	442	6,810	172	1,053	236	908	135	6,037	15	22	1,889	2,813	168	93	36.01	331	867	5	6		

Statement showing the Difference between Column 18 of the year 1898 and Column 4 of 1899 of Statement A, Part I.

Division.	1898.	1899.	REMARKS.
	Column 18.	Column 4.	
Northern Division ... ..	58	58	In 1898, 2 cases were wrongly shown in column 18 by Khāndeah, which are therefore omitted.
Central Division ... ..	233	231	
Southern Division ... ..	140	153	The excess of 13 in column IV of the above is due to the fact that one case which was wrongly shown against Serial No. 17 in 1898 has been omitted in column IV this year, while 2 cases under Section 409, Indian Penal Code (Serial No. 45 A), now made cognizable have been included in this statement and 12 cases have been added in column IV against Serial No. 50, which were wrongly omitted in 1898 by Dhārwār.

By order,  
C. A. B. BEATTY,  
Personal Assistant to the Inspector-General of Police.



STATEMENT A.

RETURN OF COGNIZABLE CRIME FOR THE YEAR 1899, FOR THE PRESIDENCY PROPER.

PART II.—Return of Persons concerned in cases instituted by complaint to a Magistrate or by a Magistrate suo motu.

Serial Number	Law under which punishable.	Offence.	NUMBER OF PERSONS AGAINST WHOM PROCESS ISSUED.		NUMBER OF PERSONS		Number of persons appearing before Court (either personally or by Pleader).	Number concerned in cases pending at beginning of year.	Total before Courts.	Number discharged or acquitted.	Number convicted (including those ordered to give security for good behaviour).	Percentage of number convicted on total of Columns XI and XII.	Number under trial at close of the year.	Died before issue of process.	Arrested without issue of process or arrested by other Departments.	Died during trial.	Escaped.	Transferred.	In cases compounded.	In cases withdrawn.	Disposed of under Sections 245, 247, 248 or 250, Criminal Procedure Code.
			Warrant.	Summons.	Against whom warrant issued but could not be executed.	Evading service of summons or not complying therewith, and whose attendance was not eventually obtained.															
1	2	3	4	5	6	7	8	9	10	11	12	13	14	15	16	17	18	19	20	21	22
1	115 ... ..	Abetment of cognizable offence not committed, &c. ... ..	...	2	...	...	2	...	2	...	2	100	...	...	...	...	...	...	...	...	...
	117 ... ..	Abetting commission of cognizable offence by public, &c. ... ..	...	...	...	...	...	...	...	...	...	...	...	...	...	...	...	...	...	...	...
	118, 119 ... ..	Concealing design to commit cognizable offence, &c. ... ..	...	...	...	...	...	...	...	...	...	...	...	...	...	...	...	...	...	...	...
	Total ...		...	2	...	...	2	...	2	...	2	100	...	...	...	...	...	...	...	...	...
<b>CLASS I.—Offences against the State, Public Tranquillity, Safety and Justice.</b>																					
2	131 to 136, 138 ... ..	Offences relating to Army and Navy ... ..	...	...	...	...	...	...	...	...	...	...	...	...	...	...	...	...	...	...	...
3	231 to 254 ... ..	Offences relating to coin ... ..	5	2	...	...	7	...	7	4	3	42.85	...	...	...	...	...	...	...	...	
3a	255 to 263 A ... ..	Offences relating to stamps ... ..	1	1	...	...	2	...	2	2	...	...	...	...	...	...	...	...	...	...	
3b	467 and 471 ... ..	Offences relating to Government Promissory Notes ... ..	1	...	...	...	1	...	1	1	...	...	...	...	...	...	...	...	...	...	
3c	489 A to 489 D ... ..	Offences relating to Currency Notes and Bank Notes ... ..	...	...	...	...	...	...	...	...	...	...	...	...	...	...	...	...	...	...	
4	212, 216 and 216 A ... ..	Harbouring an offender ... ..	18	...	...	...	18	...	18	10	8	44.44	...	...	...	...	...	...	...	...	
5	224, 225, 225 B and 226 ... ..	Other offences against public justice. ... ..	43	1	...	...	48	7	55	10	43	81.13	2	...	4	...	...	...	...	...	
6	143 to 153, 157, 158, 159. ... ..	Rioting or unlawful assembly ... ..	827	197	14	7	1,003	62	1,065	848	114	11.82	58	...	...	...	...	...	3	42	
7	140, 170, 171 ... ..	Personating public servant or soldier ... ..	5	...	...	...	5	...	5	1	4	80.00	...	...	...	...	...	...	...	...	
Total ...			900	201	14	7	1,084	69	1,153	876	172	16.41	60	...	4	...	...	...	3	42	

CLASS II.—Serious Offences against the Person.

8																					
9																					
10	302, 303, 306	Murder ...	by thugs ...	...	...	...	...	...	...	...	...	...	...	...	...	...	...	...	...	...	
11			" dacoits ...	...	...	...	...	...	...	...	...	...	...	...	...	...	...	...	...	...	
12			" robbers ...	...	...	...	...	...	...	...	...	...	...	...	...	...	...	...	...	...	
13	807		" poison ...	1	...	...	...	1	2	...	2	100	...	...	...	...	...	...	...	...	
14	804, 308...		Other murders ...	3	...	...	...	3	3	3	...	...	...	...	...	...	...	...	...	...	
15	876		Attempts at murder...	2	...	...	...	2	2	2	...	...	...	...	...	...	...	...	...	...	
16	877		Culpable homicide ...	5	...	...	...	5	5	3	...	...	2	...	...	...	...	...	...	...	
17	817, 818		Rape by a person other than the husband ...	5	...	...	...	5	4	...	...	1	...	...	...	...	...	...	...	...	
18	805, 806, 809		Unnatural offences ...	...	...	...	...	...	1	1	1	...	...	...	...	...	...	...	...	...	
19	829, 831, 833		Exposure of infants or concealment of birth ...	2	...	...	...	2	2	1	1	100	...	...	...	...	...	...	...	...	
20	825, 826, 835		Attempt at, and abetment of, suicide ...	10	...	...	...	10	10	3	7	70	...	...	...	...	...	...	...	...	
21	329		Grievous hurt for the purpose of extorting property or confession or deterring public servant ...	1	13	...	...	14	14	12	29	23-96	...	...	...	...	...	...	...	2	
22	327, 330, 332		Grievous hurt ...	67	131	...	...	198	9	207	92	29	23-96	21	...	...	...	...	...	65	
23	334		Administering stupefying drugs to cause hurt ...	...	...	...	...	...	...	...	...	...	...	...	...	...	...	...	...	...	
24	363 to 369		Hurt for purpose of extorting property or confession or deterring public servant ...	32	21	...	...	53	...	53	36	17	32-07	...	...	...	...	...	...	...	
25	346 to 348		Hurt by dangerous weapon ...	33	153	2	...	184	8	192	101	18	13-67	3	...	...	...	...	...	68	
26	372, 373		Kidnapping or abduction ...	43	...	...	...	43	7	50	41	6	12-76	1	...	...	...	...	...	4	
27	371		Wrongful confinement and restraint in secret or for purpose of extortion ...	1	3	...	...	4	...	4	3	...	...	...	...	...	...	...	...	1	
28	353, 354, 356, 357		Selling, letting, or unlawfully obtaining a minor for prostitution. Habitually dealing in slaves ...	2	...	...	...	2	...	2	...	2	100	...	...	...	...	...	...	...	
29	304 A, 333		Criminal force to public servant or woman, or an attempt to commit theft or wrongfully confine ...	140	100	1	1	238	7	245	173	67	27-91	3	...	...	...	...	...	2	
			Rash or negligent act causing death or grievous hurt ...	1	...	...	...	1	...	1	...	1	100	...	...	...	...	...	...	...	
			<b>Total ...</b>	<b>343</b>	<b>421</b>	<b>3</b>	<b>1</b>	<b>765</b>	<b>33</b>	<b>793</b>	<b>475</b>	<b>148</b>	<b>23-75</b>	<b>31</b>	...	...	...	<b>2</b>	...	<b>133</b>	<b>4</b>

CLASS III.—Serious Offences against Person and Property, or against Property only.

30	395, 397, 398	Dacoity ...	...	...	...	...	...	20	50	70	22	42	65-62	6	...	...	...	...	...	...
31	399, 402...	Preparation and assembly for dacoity ...	...	...	...	...	...	...	...	...	...	...	...	...	...	...	...	...	...	...
32	394, 397, 398	Robbery with hurt	by poisonous or stupefying drugs ...	...	...	...	...	...	...	...	...	...	...	...	...	...	...	...	...	...
33	392, 393	Robbery...	by other means ...	3	...	...	...	3	3	6	1	4	80	1	...	...	...	...	...	...
34	270, 281, 287, 430 to 433, 435 to 440.	Serious mischief and cognate offences ...	in dwelling house ...	46	...	...	...	46	2	46	31	15	32-60	...	...	...	...	...	...	...
35	423, 424	Mischief by killing, poisoning, or maiming any animal ...	on the highway between sunset and sunrise... other robberies	45	...	...	...	45	6	130	113	10	8-13	3	...	...	...	...	...	2
			...	116	22	...	...	138	1	139	60	51	35-93	7	...	...	...	...	...	1

( 11A )

STATEMENT A—continued.

Serial Number	Law under which punishable.	Offence	NUMBER OF PERSONS AGAINST WHOM PROCESS ISSUED.		NUMBER OF PERSONS		Number of persons appearing before Court (either personally or by Pleader).	Number concerned in cases pending at beginning of year.	Total before Courts.	Number discharged or acquitted.	Number convicted (including those ordered to give security for good behaviour).	Percentage of number convicted on total of Columns XI and XII.	Number under trial at close of the year.	Died before issue of process.	Arrested without issue of process or arrested by other Departments.	Died during trial.	Escaped.	Transferred.	In cases compounded.	In cases withdrawn.	Disposed of under Sections 245, 247, 249 or 259, Criminal Procedure Code.
			Warrant.	Summons.	Against whom warrant issued but could not be executed.	Evaluating service of summons or not complying therewith, and whose attendance was not eventually obtained.															
1	2	3	4	5	6	7	8	9	10	11	12	13	14	15	16	17	18	19	20	21	22
<i>CLASS III.—Serious Offences against Person and Property, or against Property only—continued.</i>																					
36	454, 455, 457 to 460 ...	Lurking house-trespass or house-breaking with intent to commit an offence, or having made preparation for hurt...	82	9	...	...	91	2	93	32	58	64.44	3	...	...	...	...	...	...	...	...
37	419 to 452 ...	House-trespass with view to commit an offence, or having made preparation for hurt...	37	6	...	...	43	3	46	25	18	41.86	2	...	...	...	...	...	1	...	...
38	412, 413... ..	Receiving stolen property by dacoity or habitually ...	...	...	...	...	...	...	...	...	...	...	...	...	...	...	...	...	...	...	...
39	311, 400, 401 ...	Belonging to gangs of thugs, dacoits, robbers, and thieves ...	...	...	...	...	...	...	...	...	...	...	...	...	...	...	...	...	...	...	...
Total ...			438	77	5	...	510	67	577	348	201	36.61	22	...	...	...	...	...	4	...	2
<i>CLASS IV.—Minor Offences against the Person.</i>																					
40	341 to 344 ...	Wrongful restraint and confinement ...	27	426	...	6	447	20	467	206	37	15.22	20	...	...	...	...	...	198	1	5
41	336, 337 ...	Rash act causing hurt or endangering life ...	...	3	...	...	3	...	3	...	1	100	2	...	...	...	...	...	...	...	...
43	374 ...	Compulsory labour ...	...	...	...	...	...	...	...	...	...	...	...	...	...	...	...	...	...	...	...
Total ...			27	429	...	6	450	20	470	206	38	15.57	22	...	...	...	...	...	198	1	5
<i>CLASS V.—Minor Offences against Property.</i>																					
43	453, 456 ...	Lurking house-trespass or house-breaking ...	41	3	6	...	38	5	43	31	12	27.90	...	...	...	...	...	...	...	...	...
44	379 to 382 ...	Theft... { of cattle ...	84	7	2	...	89	5	94	43	39	47.56	12	...	...	...	...	...	...	...	...
			1,058	128	28	3	1,157	64	1,221	610	536	46.77	46	...	...	2	...	...	27	...	...
45	406 to 408 ...	Criminal breach of trust ...	370	58	11	2	415	22	437	299	93	23.72	36	...	...	...	1	3	5	...	...
45a	409 ...	Criminal breach of trust by public servant or by banker, &c. ...	23	8	3	...	28	2	30	15	11	42.30	4	...	...	...	...	...	...	1	...
46	411, 414... ..	Receiving stolen property ...	140	3	...	1	142	4	146	81	61	42.95	3	...	...	...	...	...	...	8	...
46a	419, 420 ...	Cheating ...	113	24	...	...	138	5	143	107	19	15.07	9	...	1	...	...	...	...	...	...
47	447, 448 ...	Criminal or house-trespass... ..	366	2,258	1	20	2,603	66	2,669	1,009	384	27.56	87	...	...	...	...	...	1,123	11	55
48	461, 462 ...	Breaking closed receptacle... ..	...	2	...	...	3	...	3	3	...	...	...	...	1	...	...	...	...	...	...
Total ...			2,195	2,491	49	26	4,613	173	4,786	2,198	1,155	34.44	197	...	2	2	1	30	1,137	11	55

		CLASS VI.—Other Offences not specified above.																			
1891-92	49	295 to 297 ...	Offences against religion ...	4	71	...	1	74	3	77	44	33	42-85	...	...	...	...	...	...		
	50	Cases under Chapter VIII (B), C. P. C., and Act IX of 1874.	Vagrancy and bad character ...	74	504	...	9	803	19	822	118	682	85-25	10	1	235	...	4	...	2	
	51	Cognizable offences under the Act specified opposite.	Offences against Gambling Act ...	35	28	...	...	63	...	63	12	41	77-85	10	...	...	...	...	...	...	
	52		Excise Laws ...	43	223	...	...	267	16	283	58	216	78-83	9	...	1	...	...	...	...	
	53		Opium Laws ...	10	8	...	...	18	...	18	1	17	94-44	...	...	...	...	...	...	...	
	54		Railway Laws ...	7	10	...	...	17	...	17	8	9	52-94	...	...	...	...	...	...	...	
	55		Salt and Customs Laws ...	198	146	...	...	690	2	692	18	673	97-39	1	...	346	...	...	...	...	
	56	Arms Act, 1878 (XI of 1878) ...	7	16	...	...	23	...	23	5	18	78-26	...	...	...	...	...	...	...	...	
	57	269, 277, 279, 280, 283, 285, 286, 289, 291 to 294, Section 84 of Act V of 1861, and offences under any other municipal or local laws.	Public and local nuisances...	10	83	...	...	94	...	94	42	44	51-16	1	...	1	...	...	...	6	1
	Total ...		388	1,089	...	10	2,049	40	2,089	306	1,733	84-99	37	1	583	...	4	...	...	8	1
58	Offences under other special and local laws declared to be cognizable.	Carriage Act ...	20	1,496	...	1	1,514	61	1,575	454	933	67-26	73	1	...	2	...	...	25	...	83
		Forest Act ...	26	1,449	...	10	11,542	85	1,577	452	1,096	70-80	18	...	77	1	...	...	...	10	...
		Criminal Procedure Code ...	...	29	...	...	29	...	29	1	28	96-55	...	...	...	...	...	...	...	...	
		Police Act (Village and District) ...	1	89	...	...	40	...	40	1	39	97-50	...	...	...	...	...	...	...	...	
		Municipal Act ...	...	13	...	...	13	...	13	10	3	23-07	...	...	...	...	...	...	...	...	
		Registration Act ...	2	3	...	...	5	...	5	...	3	100'	2	...	...	...	...	...	...	...	
		Indian Merchant Shipping Act ...	1	...	...	...	1	...	1	...	1	100'	...	...	...	...	...	...	...	...	
Total, Act ...		50	3,029	...	11	3,144	96	3,240	918	2,103	69-61	93	1	77	3	...	...	25	10	88	
GRAND TOTAL ...		4,346	7,739	71	61	12,617	498	13,115	5,327	5,552	51-03	462	2	666	5	7	30	1,505	76	151	

Statement showing the excess difference of 24 between Column 14 of 1898 and Column 9 of 1899 of Statement A, Part II.

Division.	Column 14 of 1898.	Column 9 of 1899.	REMARKS.
Northern Division	119	139	8 persons who had been omitted to be shown in column 14 in 1898 against Serial No. 6 have been entered in column 9. 2 persons who had been omitted to be shown in column 14 in 1898 against Serial No. 37 have been entered in column 9. 1 person who had been omitted to be shown in column 14 in 1898 against Serial No. 44 (ordinary) have been entered in column 9.
Central Division	241	239	1 omitted inadvertently shown in column 14 against Serial No. 21 in 1898.
Southern Division	114	130	2 persons were wrongly shown in column 14 of 1898 by Khandesh and they are therefore now omitted. Omit 1 person wrongly shown in column 14 in 1898 against Serial No. 17. Add 1 person wrongly shown by Dharwar in column 14 in 1898 against Serial No. 36.
Total	474	498	Add 8 do. do. No. 41. Add 2 do. do. No. 43. Add 2 do. do. No. 44a. Add 7 do. do. No. 51.

By order,  
C. A. B. BEATTY,  
Personal Assistant to the Inspector-General of Police.







STATEMENT A:

(RETURN OF COGNIZABLE CRIME FOR THE YEAR 1899.)

PART IV.—Return of Persons concerned in cases reported at a Police Station, or in cases taken up by the Police, for the Presidency Proper.

Serial Number.	Law under which punishable.	Offence.	Persons in Police custody, or on bail under Section 170, Criminal Procedure Code at beginning of year, as concerned in cases reported to or in cases taken up by the Police.	PERSONS ARRESTED BY THE POLICE		Persons not arrested because absconded (in cases occurring during the year).	Persons released by the Station Officer under Section 109, and not required to appear by Magistrate.	Percentage of Column 8 to Column 5.	Persons released by the Magistrate's order before trial.	Persons on bail or still in Police custody at close of year.	Persons appearing under order of the Magistrate.	Persons whose cases were under trial before the Courts at beginning of year.	Total number of persons tried.	Number discharged or acquitted.	Number convicted (including those ordered to give security for good behaviour).	Percentage of number convicted on total of Columns 15 and 16.	Number of persons convicted who had been arrested by the Police on report or information (Column 5).	Number under trial at close of the year.	REMARKS.								
				Upon the report or other information.	Under Magistrate's orders after investigation has been refused by the Police or the Police has reported the charge to be false.														Died before trial.	Escaped before trial.	Approved before trial.	Compounded or withdrawn.	Died during trial.	Escaped during trial.	Paroled.	Lunatics.	
1	2	3	4	5	6	7	8	9	10	11	12	13	14	15	16	17	18	19	20	21	22	23	24	25	26	27	
1	115 ... ..	Abetment of cognizable offence not committed, &c.	...	7	...	...	...	...	...	...	...	...	7	5	2	28-57	2	...	...	...	...	...	...	...	...	...	
	117 ... ..	Abetting commission of cognizable offence by public, &c.	...	...	...	...	...	...	...	...	...	...	...	...	...	...	...	...	...	...	...	...	...	...	...	...	
	118, 119 ... ..	Concealing design to commit cognizable offence, &c.	...	...	...	...	...	...	...	...	...	...	...	...	...	...	...	...	...	...	...	...	...	...	...	...	...
	Total ...		...	7	...	...	...	...	...	...	...	...	7	5	2	28-57	2	...	...	...	...	...	...	...	...	...	...
CLASS I.—Offences against the State, Public Tranquillity, Safety, and Justice.																											
2	131 to 136, 138 ...	Offences relating to Army and Navy.	...	...	...	...	...	...	...	...	...	...	...	...	...	...	...	...	...	...	...	...	...	...	...	...	
3	231 to 254 ... ..	Offences relating to coin ...	...	84	1	...	1	1-19	...	...	...	5	76	20	56	73-68	55	13	...	...	...	...	...	...	...	...	
3a	255 to 263A ... ..	Offences relating to stamps.	...	3	...	...	...	...	...	...	...	...	2	1	50	...	1	...	...	...	...	...	...	...	...	...	
3b	467 and 471 ... ..	Offences relating to Government Promissory Notes.	...	...	...	...	...	...	...	...	...	2	2	...	100	2	...	...	...	...	...	...	...	...	...	...	
3c	482A to 482D ... ..	Offences relating to Currency Notes and Bank Notes.	1	...	...	...	...	...	...	...	...	...	1	1	...	...	...	...	...	...	...	...	...	...	...	...	
4	212, 216 and 216 A ...	Harbouring an offender, ...	...	23	...	...	1	3-03	...	...	8	39	23	15	39-47	12	1	...	...	...	...	...	...	...	...	...	
5	224, 225, 225B and 226	Other offences against public justice.	...	10	...	4	...	...	1	2	10	100	18	86	82-69	66	7	1	...	...	...	5	...	...	...	...	
6	143 to 153, 157, 158, 160	Rioting or unlawful assembly.	8	717	144	...	25	3-48	...	9	125	89	918	559	349	3-43	251	131	...	...	...	10	...	...	...	...	
7	140, 170, 171 ... ..	Personating public servant or soldier.	...	17	...	...	...	...	...	1	1	1	17	4	13	70-47	12	1	...	...	...	...	...	...	...	...	
Total ...			9	964	115	4	27	2-80	1	12	126	115	1,164	626	502	43-47	419	154	1	...	...	15	1	...	...	...	



STATEMENT A—continued.

Serial Number.	Law under which punishable.	Offence.	Persons in Police custody, or on bail under Section 170, Criminal Procedure Code, at beginning of year as concerned in cases reported to or in cases taken up by the Police.	PERSONS ARRESTED BY THE POLICE		Persons not arrested because absconded (in cases occurring during the year.)	Persons released by the Station Officer under Section 169, and not required to appear by Magistrate.	Percentage of Column 8 to Column 6.	Persons released by the Magistrate's order before trial.	Persons on bail or still in Police custody at close of year.	Persons appearing under order of the Magistrate.	Persons whose cases were under trial before the Courts at beginning of the year.	Total number of persons tried.	Number discharged or acquitted.	Number convicted (including those ordered to give security for good behaviour).	Percentage of number convicted on total of Columns 16 and 15.	Number of persons convicted who had been arrested by the Police on report or information (Column 6).	Number under trial at close of the year.	REMARKS.									
				Upon the report or other information.	Under Magistrate's orders after investigation has been refused by the Police or the Police has reported the charge to be false.														Died before trial.	Escaped before trial.	Approved before trial.	Compounded or withdrawn.	Died during trial.	Escaped during trial.	Pardoned.	Lunatic.		
1	2	3	4	5	6	7	8	9	10	11	12	13	14	15	16	17	18	19	20	21	22	23	24	25	26	27		
<b>CLASS II.—Serious Offences against the Person.</b>																												
8																												
9																												
10	302, 303, 396	Murder		44		1	1	2.27				15	54	40	12	23.07	11	4										
11		by thugs ...																										
12		" dacoits ...		31								3	31	15	16	51.61	13	2		1								
13		" robbers ...		10									8	6	2	25	2	2										
14		" poison ...	13																									
15		Other murders		350	4	5	10	2.85	1	15	4	100	355	243	105	30.17	102	87	1	1	1	1					5	
16	307	Attempts at murder...		31			1	3.22			1	6	23	9	14	60.88	13	10	4									
17	304, 308...	Culpable homicide		242			3	1.23		3	1	29	217	110	106	49.07	101	49										
18	378	Rape by a person other than the husband.		25	2		1	4		1	3	5	27	17	10	37.03	9	6										
19	377	Unnatural offences		8								2	4	1	3	75	2	1										
20	817, 818...	Exposure of infants or concealment of birth.		39		1	1	2.56	1		2	3	39	12	26	68.42	26	2	1				1					
21	305, 306, 309	Attempt at, and abetment of, suicide.		107	1		4	3.73		1		2	102	21	76	78.35	75					2	3					
22	329, 331, 333	Grievous hurt for the purpose of extorting property or confession or deterring public servant.		29									27	2	25	92.69	25	2										
23	825, 826, 835	Grievous hurt	8	669	35	4	38	5.68		6	120	69	770	286	268	48.37	239	85	2			216						
24	828	Administering stupefying drugs to cause hurt.	1	24			2	8.33					19	13	4	23.52	4	4				2						
25	327, 330, 332	Hurt for purpose of extorting property or confession or deterring public servant.		182								10	162	77	65	52.46	81	29	1									
26	834	Hurt by dangerous weapon...	9	289	14	2	17	5.88	4	19	11	40	291	80	73	47.71	61	38				138						
27	863 to 869	Kidnapping or abduction		60						1	13	7	69	44	25	36.23	25	10										
28	846 to 843	Wrongful confinement and restraint in secret or for purpose of extortion.	3	19	1					3	5		20	3	17	85	17	5										
29	872, 373...	Selling, letting, or unlawfully obtaining a minor for prostitution.		7									4	3	1	25	1	3										



STATEMENT A—continued.

Serial Number.	Law under which punishable.	Offences.	Persons in Police custody or on bail under Section 179 Criminal Procedure Code, at beginning of year, as concerned in cases reported to or in cases taken up by the Police.	PERSONS ARRESTED BY THE POLICE		Persons not arrested because abandoned (in cases occurring during the year).	Persons released by the Station Officer under Section 169, and not required to appear by Magistrate.	Percentage of Column 6 to Column 5.	Persons released by the Magistrate's order before trial.	Persons on bail or still in Police custody at close of year.	Persons appearing under order of the Magistrate.	Persons whose cases were under trial before the Courts at beginning of the year.	Total number of persons tried.	Number discharged or acquitted.	Number convicted (including those ordered to give security for good behaviour).	Percentage of number convicted on total of Columns 15 and 16.	Number of persons convicted who had been arrested by the Police on report or information (Column 6).	Number under trial at close of the year.	REMARKS.										
				Upon the report or other information.	Under Magistrate's orders after investigation has been refused by the Police or the Police has reported the charge to be false.														20	21	22	23	24	25	26	27			
<b>CLASS IV.—Minor Offences against the Person.</b>																			20	21	22	23	24	25	26	27			
40	341 to 344	Wrongful restraint and confinement.	...	84	82	...	...	...	...	6	28	114	52	30	56.58	12	36	...	...	...	32	...	...	...	...	...	...	...	
41	836, 337...	Rash act causing hurt or endangering life.	...	37	1	1	...	...	...	...	...	36	11	13	54.19	13	2	...	...	...	12	...	...	...	...	...	...	...	
42	374	Compulsory labour	...	...	...	...	...	...	...	...	...	...	...	...	...	...	...	...	...	...	44	...	...	...	...	...	...	...	
		Total	...	121	83	1	...	...	...	6	28	160	63	48	41.52	25	38	...	...	...	...	...	...	...	...	...	...	...	
<b>CLASS V.—Minor Offences against Property.</b>																			20	21	22	23	24	25	26	27			
43	453, 456...	Lurking house-trespass or house-breaking.	...	55	3	...	2	3.63	...	1	2	56	33	23	41.07	23	2	...	...	...	...	...	...	...	...	...	...	...	...
44	379 to 382	Theft ... of cattle ... ordinary	1	983	14	11	16	1.62	...	8	20	961	229	731	76.14	709	46	...	...	...	...	1	...	...	...	...	...	1	
45	406 to 408	Criminal breach of trust	22	7,981	193	22	144	1.80	1	27	246	168	8,087	2,078	5,996	74.28	5,805	346	2	3	...	8	4	...	...	...	...	...	
45a	409	Criminal breach of trust by public servant or by banker, &c.	...	208	11	1	2	.96	...	...	...	27	3	232	93	136	59.38	129	15	...	...	...	...	...	...	...	...	...	
46	411, 414...	Receiving stolen property...	5	1,138	4	4	7	.61	1	4	8	89	1,163	354	797	69.15	777	29	...	...	...	2	...	...	...	...	...		
46a	419, 420...	Cheating	...	109	2	...	1	.91	...	7	4	97	31	65	67.71	62	14	...	...	...	...	...	...	...	...	...	...		
47	447, 448...	Criminal or house-trespass	...	266	16	...	2	.75	...	...	34	10	314	137	67	82.84	62	10	...	...	...	110	...	...	...	...	...		
48	461, 462...	Breaking closed receptacle	...	105	2	...	1	.95	...	10	...	2	90	47	43	47.77	43	8	...	...	...	...	...	...	...	...	...		
		Total	28	10,859	245	38	175	1.61	2	57	341	241	11,001	3,005	7,866	72.35	7,618	474	2	3	...	124	5	...	...	...	...		
<b>CLASS VI.—Other Offences not specified above.</b>																			20	21	22	23	24	25	26	27			
49	295 to 297	Offences against religion	...	17	...	...	4	22.22	...	2	1	2	14	4	10	71.43	9	...	...	...	...	...	...	...	...	...	...	...	
50	Cases under Chapter VIII (B), C. P. C., and Act IX of 1874.	Vagrancy and bad character.	...	1,830	...	...	...	...	2	...	543	127	2,169	363	1,777	82.95	1,353	129	...	...	...	27	...	...	...	...	...		

( IAX )

51	Cognizable offences under the Act specified opposite.	Offences against Gambling Act.	...	313	...	1	1	31	...	...	5	303	66	237	78-21	237	14	...	...	...	...	...	...	...	...	...
52		Excise Laws.	3	2,393	26	2	30	1-25	1	15	12	43	2,389	230	2,157	90-36	2,133	42	...	...	...	1	1	...	...	...
53		Opium Laws.	...	125	2	...	4	3-2	...	1	1	12	130	17	113	86-92	107	5	...	...	...	...	...	...	...	...
54		Railway Laws.	...	...	...	...	...	...	...	...	...	...	...	...	...	...	...	...	...	...	...	...	...	...	...	...
55		Salt and Custom Laws.	...	574	4	...	2	3-4	...	1	...	3	566	36	530	93-62	528	12	...	...	...	...	...	...	...	...
56		Arms Act, 1878 (XI of 1878).	...	822	4	...	6	1-86	...	5	3	21	309	51	257	83-44	239	29	1	...	...	1	...	...	...	...
57	269, 277, 279, 286, 283, 285, 286, 289, 291 to 294, Section 84 of Act V of 1861, and any other municipal or local laws.	Public and local nuisances.	4	110	...	...	2	1-81	...	...	16	5	124	50	71	58-67	68	9	...	...	...	3	...	...	...	
		Total ...	7	5,684	36	3	49	0-91	3	24	376	218	6,004	619	5,152	86-28	4,674	240	1	...	...	32	1	...	...	...
58	Offences under other special and local laws declared to be cognizable.	Forest Act ...	...	23	...	...	...	...	...	...	2	21	2	19	90-47	18	4	...	...	...	...	...	...	...	...	
		Army Act ...	...	5	...	...	...	...	...	...	...	5	...	5	100-00	5	...	...	...	...	...	...	...	...	...	
		Registration Act ...	...	4	...	...	1	22-22	...	...	1	...	3	...	3	100-00	2	1	...	...	...	...	...	...	...	
		Regulation XII of 1827 ...	...	...	...	...	...	...	...	...	15	...	11	10	1	90-90	...	4	...	...	...	...	...	...	...	
		Carriage Act ...	...	144	...	...	...	...	...	...	...	1	145	1	144	99-31	144	...	...	...	...	...	...	...	...	
	Total Acts ...	...	176	...	...	1	0-58	...	...	16	3	185	13	172	92-97	169	9	...	...	...	...	...	...	...		
	GRAND TOTAL ...	164	27,647	595	278	617	2-23	14	343	1,159	1,944	27,195	8,049	18,432	69-66	17,374	3,305	25	9	1	620	23	4	11	0	

Statement of Explanations of Discrepancies in Statement A, Part IV, between Columns 11 and 13 of the year 1898 and Columns 4 and 13 of the year 1899.

Division.	1898.		1899.		REMARKS.
	Column 11.	Column 13.	Column 4.	Column 13.	
Northern Division...	39	433	39	429	Explanation of the decrease of 4 has not been furnished. 20 persons were transferred to the Nizam's Dominions.
Central Division ...	86	1,110	66	1,110	
Southern Division...	59	405	59	405	
Total ...	184	1,948	164	1,944	

By order,  
C. A. B. BEATTY,  
Personal Assistant to the Inspector-General of Police.





STATEMENT A— (NORTHERN DIVISION).

(RETURN OF COGNIZABLE CRIME FOR THE YEAR 1899.)

PART II.—Return of Persons concerned in Cases instituted by Complaint to a Magistrate or by a Magistrate suo motu.

Serial Number.	Law under which punishable.	Offence.	NUMBER OF PERSONS AGAINST WHOM PROCESS ISSUED.		NUMBER OF PERSONS		Number of persons appearing before Court (either personally or by Pleador).	Number concerned in cases pending at beginning of year.	Total before Courts.	Number discharged or acquitted.	Number convicted (including those ordered to give security for good behaviour)	Percentage of number convicted on total of Columns XI and XII.	Number under trial at close of the year.	Number of persons concerned in cases compounded, withdrawn, discharged, &c., &c.	REMARKS.
			Warrant.	Summons.	Against whom warrant issued, but could not be executed.	Evading service of summons or not complying there-with, and whose attendance was not eventually obtained.									
1	2	3	4	5	6	7	8	9	10.	11	12	13	14	15	16
1	115 ... ..	Abetment of cognizable offence not committed, &c.	...	...	...	...	...	...	...	...	...	...	...	...	
	117 ... ..	Abetting commission of cognizable offence by public, &c.	...	...	...	...	...	...	...	...	...	...	...	...	
	118, 119 ... ..	Concealing design to commit cognizable offence, &c.	...	...	...	...	...	...	...	...	...	...	...	...	
	Total ...		...	...	...	...	...	...	...	...	...	...	...	...	
<i>CLASS I.—Offences against the State, Public Tranquillity, Safety, and Justice.</i>															
2	131 to 136, 138... ..	Offences relating to Army and Navy.	...	...	...	...	...	...	...	...	...	...	...	...	
3	231 to 254 ... ..	Offences relating to coin ... ..	1	2	...	...	3	...	3	1	2	66.66	...	...	
3a	255 to 263 A ... ..	Offences relating to stamps... ..	1	...	...	...	1	...	1	1	...	...	...	...	
3b	467 and 471 ... ..	Offences relating to Government Promissory Notes.	1	...	...	...	1	...	1	1	...	...	...	...	
3c	489 A to 489 D... ..	Offences relating to Currency Notes and Bank Notes.	...	...	...	...	...	...	...	...	...	...	...	...	
4	212 to 216 and 216A ... ..	Harbouring an offender ... ..	...	...	...	...	...	...	...	...	...	...	...	...	
5	224, 225, 225 B and 226.	Other offences against public justice.	26	...	...	...	(a) 30	1	31	5	25	83.33	1	...	
6	143 to 153, 157, 158, 159.	Rioting or unlawful assembly ... ..	137	112	...	...	249	(b) 32	281	225	40	15.09	13	3	
7	140, 170, 171 ... ..	Personating public servant or soldier.	...	...	...	...	...	...	...	...	...	...	...	...	
	Total ...		166	114	...	...	(a) 284	33	317	233	67	22.33	14	3	

(a) 422 persons appeared before the Courts before processes were issued.  
(b) Add 8 omitted to be shown in column 14 of the previous year's statement.

2534-0 ap

CLASS II.—*Serious Offences against the Person.*

8	302, 303, 396 ..	Murder ...	by thugs ...	...	...	...	...	...	...	...	...	...	...	...	...
9			" dacoits ...	...	...	...	...	...	...	...	...	...	...	...	...
10			" robbers ...	...	...	...	...	...	...	...	...	...	...	...	...
11			" poison ...	...	...	...	...	...	...	...	...	...	...	...	...
12			Other murders ...	...	...	...	...	...	...	...	...	...	...	...	...
13	307 ...		Attempts at murder ...	...	...	...	...	...	...	...	...	...	...	...	...
14	304, 308 ...		Culpable homicide ...	1	...	...	1	...	1	1	...	...	...	...	...
15	376 ...		Rape by a person other than the husband.	2	...	...	2	...	2	1	...	...	1	...	...
16	377 ...		Unnatural offences ...	...	...	...	...	...	...	...	...	...	...	...	...
17	317, 318 ...		Exposure of infants or concealment of birth.	...	...	...	...	...	...	...	...	...	...	...	...
18	306, 306, 309 ...		Attempt at, and abetment of, suicide.	...	...	...	...	...	...	...	...	...	...	...	...
19	329, 331, 333 ...		Grievous hurt for the purpose of extorting property or confession or deterring public servant.	1	...	...	1	...	1	1	...	...	...	...	...
20	325, 326, 335 ...		Grievous hurt ...	47	45	...	92	2	94	50	10	16-66	11	23	...
21	328 ...		Administering stupefying drugs to cause hurt.	...	...	...	...	(c) ...	...	...	...	...	...	...	...
22	327, 330, 332 ...		Hurt for purpose of extorting property or confession or deterring public servant.	14	13	...	27	...	27	19	8	29-63	...	...	...
23	334 ...		Hurt by dangerous weapon ..	27	46	2	71	...	71	33	3	8-33	2	33	...
24	363 to 369 ...		Kidnapping or abduction ...	7	...	...	7	...	7	7	...	...	...	...	...
25	346 to 348 ...		Wrongful confinement and restraint in secret or for purpose of extortion.	...	2	...	2	...	2	2	...	...	...	...	...
26	372, 373 ..		Selling, letting, or unlawfully obtaining a minor for prostitution.	...	...	...	...	...	...	...	...	...	...	...	...
27	371 ...		Habitually dealing in slaves ...	...	...	...	...	...	...	...	...	...	...	...	...
28	353, 354, 356, 357		Criminal force to public servant or woman, or an attempt to commit theft or wrongfully confine.	17	20	...	37	1	38	31	4	10-53	...	...	...
29	304 A, 338 ...		Rash or negligent act causing death or grievous hurt.	1	...	...	1	...	1	...	1	100-00	...	...	...
Total ...				117	126	2	...	241	3	244	148	26	15-03	14	66

(c) Omit 1 inadvertently shown in the previous year's return.

CLASS III.—*Serious Offences against Person and Property, or against Property only.*

30	395, 397, 398 ...	Dacoity ...	...	...	...	...	...	...	...	...	...	...	...	...	...
31	393, 402 ...	Preparation and assembly for dacoity.	...	...	...	...	...	...	...	...	...	...	...	...	...
32	394, 397, 398 ...	Robbery with	by poisonous or stupefying drugs ...	...	...	...	...	...	...	...	...	...	...	...	...
			by other means ...	...	...	...	...	...	...	...	...	...	...	...	...
33	392, 393 ..	Robbery ..	in dwelling house ...	1	...	...	1	...	1	...	...	...	1	...	...
			on the highway between sunset and sunrise.	31	...	...	34	...	34	25	9	26-47	...	...	...
			other robberies ...	2	...	...	2	...	2	2	...	...	...	...	...
34	270, 281, 282, 400 & 401, 415 to 417	Serious mischief and cognate offences.	...	5	3	...	8	...	8	7	1	12-50	...	...	...



STATEMENT A—continued

Serial Number	Law under which punishable	Offence	NUMBER OF PERSONS AGAINST WHOM PROCESS ISSUED.		NUMBER OF PERSONS		Number of persons appearing before Court (either personally or by Pleader).	Number of cases pending at beginning of year.	Total before Courts.	Number discharged or acquitted.	Number convicted including those ordered to give security for good behaviour.	Percentage of number convicted on total of Columns XI and XII.	Number under trial at close of the year.	Number of persons convicted in cases completed, with- drawn, dis- charged, &c., &c.	REMARKS.
			Warrant.	Summons.	Against whom warrant issued, but could not be executed.	Evasion of service of summons or not complying there- with, and whose attendance was not eventually obtained.									
1	2	3	4	5	6	7	8	9	10	11	12	13	14	15	16
<i>CLASS III.—Serious Offences against Person and Property, or against Property only—continued.</i>															
35	423, 429 .. ...	Mischief by killing, poisoning, or maiming any animal.	23	8	...	...	36	...	36	16	14	46.66	5	1	
36	454, 455, 457 to 460 ...	Lurking house-trespass or house-breaking with intent to commit an offence, or having made preparation for hurt.	27	4	...	...	31	...	31	19	12	38.71	...	...	
37	419 to 452 ...	House-trespass with view to commit an offence, or having made preparation for hurt.	18	...	...	...	18	(d)3	21	10	8	41.44	2	1	(d) Add 2 omitted to be shown in column 14 of the previous year's statement.
38	412, 413 .. ...	Receiving stolen property by dacoity or habitually.	...	...	...	...	...	...	...	...	...	...	...	...	
39	311, 400, 491 ...	Belonging to gangs of thugs, dacoits, robbers, and thieves.	...	...	...	...	...	...	...	...	...	...	...	...	
	Total ...		115	15	...	...	130	3	133	79	44	35.77	8	2	
<i>CLASS IV.—Minor Offences against the Person.</i>															
40	341 to 344 ...	Wrongful restraint and confinement.	7	73	...	2	78	3	81	43	1	2.27	4	33	
41	336, 337 ...	Rash act causing hurt or endangering life.	...	...	...	...	...	...	...	...	...	...	...	...	
42	374 ...	Compulsory labour ...	...	...	...	...	...	...	...	...	...	...	...	...	
	Total ...		7	73	...	2	78	3	81	43	1	2.27	4	33	
<i>CLASS V.—Minor Offences against Property.</i>															
43	453, 456 ...	Lurking house-trespass or house-breaking.	19	1	...	...	20	...	20	11	9	45.00	...	...	
44	379 to 382 ...	Thft ...	14	3	...	...	17	3	20	13	5	27.78	2	...	
		of cattle ...	241	45	...	...	286	(e)25	311	151	150	48.83	10	...	(e) Add 1 omitted to be shown in the previous year's return.

45	406 to 408	...	...	Criminal breach of trust	...	58	9	...	...	67	2	69	48	16	25.00	5	...			
45a	409	...	...	Criminal breach of trust by public servant or by banker, &c.	...	1	...	...	...	1	...	1	1	...	...	...	...			
46	411 to 414	...	...	Receiving stolen property	...	59	...	...	1	58	4	62	39	20	33.90	3	...			
46a	419, 420...	...	...	Cheating	...	58	15	...	...	(a)74	2	76	63	4	5.97	1	8			
47	447, 448	...	...	Criminal or house-trespass	...	88	235	...	1	322	20	342	143	34	18.63	3	157			
48	461, 462	...	...	Breaking closed receptacle	...	...	...	...	...	(a)1	...	1	1	...	...	...	...			
				Total	...	538	308	...	2	(a)846	56	902	475	238	33.38	24	165			
<b>CLAM VI.—Other Offences not specified above.</b>																				
49	295 to 297	...	...	Offences against religion	...	...	3	...	...	3	3	6	6	...	...	...	...			
50	Cases under Chapter VIII (B), C. P. C., and Act IX of 1874.	...	...	Vagrancy and bad character	...	...	95	...	8	(a)322	4	326	9	314	97.21	3	...			
51	Cognizable offences under the Act specified opposite.	}	}	Offences against Gambling Act	...	13	28	...	...	41	...	41	...	31	100.00	10	...			
52				Excise Laws	...	1	90	...	...	...	...	(a)92	7	99	18	81	81.81	...	...	
53				Opium Laws	...	9	1	...	...	...	...	10	...	10	...	10	100.00	...	...	
54				Railway Laws	...	...	...	...	...	...	...	8	...	8	...	3	6	62.50	...	...
55				Salt and Custom Laws.	...	20	105	...	...	...	...	(a)252	...	292	3	289	98.97	...	...	
56				Arms Act, 1878 (XI of 1878).	...	...	...	...	...	11	...	...	11	...	11	2	9	81.82	...	...
57	269, 277, 279, 280, 283, 285, 286, 289, 291 to 294, Section 34 of Act V of 1861, and offences under any other municipal or local laws.	...	...	Public and local nuisances	...	1	34	...	...	(a)36	...	36	18	17	48.57	1	...			
				Total	...	44	375	...	8	(a)815	14	829	59	756	92.76	14	...			
58	Offences under other special and local laws declared to be cognizable. [Detail.]	...	...	Offences against Criminal Procedure Code.	...	...	29	...	...	29	...	29	1	28	96.55	...	...			
		...	...	Forest Act.	...	...	593	...	4	(a)600	17	617	185	426	69.72	6	...			
				GRAND TOTAL	...	987	1,632	2	16	(a)3,023	139	3,152	1,223	1,586	56.48	84	259			

(a) 422 persons appeared before the Courts before process was issued.

F. S. P. LELY,  
Commissioner, N. D.

STATEMENT  
(RETURN OF COGNIZABLE CRIME

PART III.—Return of Cases reported at a Police Station, or taken

Table with columns: Serial Number, Law under which punishable, Offence, Cases (originally reported at a Police Station or taken in on suspicion by the Police) pending under Police investigation from 1881, Reported During the Year (Investigated by the Police, Upon the report, Under Magistrate's order after investigation had been refused by the Police, Not investigated, Total, Percentage of cases investigated at once on report (Column V) to total), Cases taken up by Station Officer, otherwise than upon report, Total of cases investigated by the Police (i.e., of Column 4, 5, 6, and 10), Not sent to Magistrate (Accused, if any, released under Section 169, Criminal Procedure Code) (In which the Magistrate ordered case to be struck off as false, mistaken, or non-cognizable, In which no such order was passed, but the case was not tried by Magistrate, Convicted, Not convicted, Pending at close of year).







Statement of the differences between Columns 4 and 20 of the year 1899 and Columns 16 and 18, final reported cases, and Column 27 of the year 1898, in Statement A, Part III.

District.	1899.				1898.		Remarks.	1898.			Remarks.
	Column 16.	Column 18.	Final reported cases.	Total.	Column 4.	Difference.		Column 27.	Column 20.	Difference.	
Ahmedabad ...	3	25	25	53	39	-14	Vide Mr. Lambert's Report No. 3379, dated 9th July 1900, copy of which is attached. In Column 4 the following two cases are included :— (1) A detected case of 1894, against Head 53, in which the prisoner was detected during the year under report. (2) Of the two cases against Head No. 56, one is of 1897, in which the prisoner was arrested during the year under report.	44	47	+3	The three cases shown in Column 16 of 1893 have been included in Column 20 of 1899, and hence the difference.
Kaira ...	0	72	19	91	93	+2		70	70	0	
Panch Mahals ..	0	8	0	8	9	+1	One case of previous year against Head No. 36, detected in the year under report.	17	17	0	
Broach ...	0	23	5	28	31	+3	Three undetected cases of previous years were detected during the year under report.	7	6	-1	Out of the two cases pending at the close of the last year, one is shown.
Surat ...	1	19	2	22	23	+1	The one case shown in Column 16 has inadvertently been omitted in Column 4 of the return for the year 1899, and has been shown in Column 20. Thus the number to be shown in Column 4 of the return of 1899 is 21. Add to this two cases finally disposed of in previous years and again taken up by the Police.	7	8	+1	One case was entered in Column 18 of the previous year's statement and has been shown in Column 20 of 1899.
Thana ...	8	29	67	99	117	+18	Eighteen undetected cases of the year 1898, detected during 1899, have been included in Column 4 of 1899.	59	57	-2	In Column 27 of last year's statement, the figures entered against Serial Nos. 14, 22, 34 and 53 were errors and should have been 1, 1, 1 and 1, respectively; i.e., instead of 0+2+2+2, there should be 1+1+1+1, giving a difference of 2 on the whole.
Total ...	7	176	118	301	312	...		204	205	+1	
						Under stage ...	+1			+1	
						Carriage Account ...	313			+12	

No. 3379 of 1900.

From

R. P. LAMBERT, Esquire,  
District Superintendent of Police,

To

Ahmedabad ;  
F. S. P. LELY, Esquire, I. C. S.,  
Commissioner, Northern Division.

Ahmedabad, 9th July 1900.

SIR,

With reference to your No. 7470, dated 3rd instant, I have the honour to forward herewith a fresh copy of Statement A, Part III, for 1899, made out in accordance with the instructions issued by the Inspector-General of Police.

2. The difference is 21 instead of 14, and the figures are arrived at as under :—

25 cases were pending with the Police at the close of 1898.  
25 cases were finally reported to the Magistrates at the close of 1899.  
7 cases shown as undetected in former years were detected during the year under report.  
3 cases pending in Column 16.  
—  
60  
39 cases to be deducted as shown in the former statement.  
—  
21 cases—Difference.

3. The instructions referred to by the Inspector-General of Police do not appear to have been sanctioned by Government, and hence the statement was made out in accordance with previous orders on the subject.

I have the honour to be,

Sir,

Your most obedient Servant,

(Signed) R. P. LAMBERT,

District Superintendent of Police, Ahmedabad.

---

---

STATEMENT A—PART IV—NORTHERN DIVISION.

---

---







STATEMENT A—continued.

Serial Number.	Law under which punishable	Description of Crime.	Persons in Police Custody, or on bail under Section 170, Criminal Procedure Code, at beginning of year as concerned in cases reported to or in cases taken up by the Police.	PERSONS ARRESTED BY THE POLICE.			Persons released by the Station Officer under Section 100, and not required to appear by Magistrate.	Percentage of Column VIII to Column V.	Persons released by the Magistrate's order before trial.	Persons on bail or still in Police Custody at close of year.	Persons appearing under order of the Magistrate.	Persons whose cases were under trial before the Courts at beginning of year.	Total number of persons tried.	Number discharged or acquitted.	Number convicted (including those ordered to give security for good behaviour).	Percentage of number convicted on total of Columns XV and XVI.	Number of persons convicted who have been arrested by the Police on report or information (Column V).	Number under trial at close of the year.	Number of persons concerned in cases withdrawn, compromised or discharged, &c., and persons died, pardoned, or turned out lunatic, approved, &c.	Number of persons convicted of non-cognizable offences only.	REMARKS.
				Upon the report or other information.	Under Magistrate's orders after investigation has been refused by the Police or the Police has reported the charge to be false.	Persons not arrested because absconded (in cases occurring during the year).															
1	2	3	4	5	6	7	8	9	10	11	12	13	14	15	16	17	18	19	20	21	22
<i>CLASS III.—Serious Offences against Person and Property, or against Property only—continued.</i>																					
36	454, 455, 457 to 460.	Lurking house-trespass or house-breaking with intent to commit an offence, or having made preparation for hurt.	4	1,029	1	1	12	1.16	1	6	6	(o)15	978	150	826	84.63	820	58	2	...	(o) Omit 31, viz., 15 transferred to 32b, 2 to 33c, and 14 to 46.
37	449 to 452 ...	House-trespass with view to commit an offence, or having made preparation for hurt.	...	44	...	...	...	...	...	12	4	54	29	21	42.00	21	6	4	2	...	
38	412, 413 ...	Receiving stolen property by dacoity or habitually.	...	...	...	...	...	...	...	...	...	...	...	...	...	...	...	...	...	...	
39	311, 400, 401 ...	Belonging to gangs of thugs, dacoits, robbers, and thieves.	...	(p)4	...	...	...	...	...	...	19	21	4	17	90.95	...	...	...	...	(p) 2 absconded.	
	Total ...		4	1,994	7	8	30	1.50	1	12	53	143	1,811	502	1,287	71.93	1,252	335	22	7	
<i>CLASS IV.—Minor Offences against the Person.</i>																					
40	341 to 344 ...	Wrongful restraint and confinement.	...	7	...	...	...	...	...	...	1	8	13	10	...	...	...	3	3	...	
41	336, 337 ...	Rash act causing hurt or endangering life.	...	11	...	...	...	...	...	...	...	...	11	2	5	71.42	5	...	4	...	
42	374 ...	Compulsory labour	...	...	...	...	...	...	...	...	...	...	...	...	...	...	...	...	...	...	
	Total ...		...	18	...	...	...	...	...	...	1	8	24	12	5	29.41	5	3	7	...	
<i>CLASS V.—Minor Offences against Property.</i>																					
43	453, 456 ...	Lurking house-trespass or house-breaking.	...	11	...	...	...	...	...	...	2	...	13	3	10	76.92	10	...	...	...	
44	379 to 382 ...	Theft ... of cattle ... ordinary ...	1	368 (q)2,889	5 48	2 8	2 32	0.54 1.10	...	6 5	7 26	(F)8 (r)23	353 2,821	78 513	275 2,300	77.90 81.76	266 2,257	25 127	...	8 9	(F) Add 1 transferred from 44b. (q) 1 died before trial. (r) Omit 1 transferred to Seri No. 44a.
45	400 to 408 ...	Criminal breach of trust...	...	67	5	...	1	1.49	...	...	4	...	66	20	43	68.25	40	9	3	1	

B 584-9 ap

45A	409...	Criminal breach of trust by public servant or by banker, &c.	...	3	...	...	...	...	...	...	...	3	1	2	66-66	2	...	...	1		
46	411, 414	Receiving stolen property	...	3	394	...	4	1-01	1	3	7	(a)18	401	84	315	78-94	314	14	2	1	
46A	419, 420	Cheating	...	...	47	2	...	...	...	5	1	(G)1	38	16	22	59-45	21	8	1	...	
47	447, 448	Criminal or house-trespass	...	...	75	3	...	...	...	...	...	8	79	28	9	24-32	9	7	42	1	
48	461, 463	Breaking closed receptacle	...	...	...	...	...	...	...	...	...	...	...	...	...	...	...	...	...	...	
			..	4	3,852	63	10	39	1-01	1	18	47	57	3,774	742	2,976	60-04	2,919	190	56	13
<i>Class VI.—Other Offences not specified above.</i>																					
49	295 to 297	Offences against religion	...	...	1	...	...	...	...	...	...	1	...	1	100-00	1	...	...	...	...	
50	Cases under Chapter VIII (B), C. P. C. and Act IX of 1874.	Vagrancy and bad character	...	...	337	...	...	...	...	...	311	(H)5	644	29	615	95-49	240	9	...	...	
51	Cognisable offences under the Act specified opposite.	Offences against Gambling Acts	...	...	165	...	...	...	...	...	...	...	158	22	136	86-07	136	7	...	...	
52		Excise Laws	...	2	1,193	3	16	1-33	...	1	1	(I)21	1,193	112	1,081	90-81	1,072	15	...	...	
53		Opium Laws	...	...	...	81	2	1	1-23	...	...	8	90	8	82	91-11	78	...	...	...	
54		Railway Laws	...	...	...	453	2	...	...	...	...	...	449	19	430	95-76	428	11	...	...	
55		Salt and Custom Laws	...	...	...	150	...	6	4-00	...	...	3	136	17	118	87-40	117	11	1	...	
56	Arms Act, 1878 (XI of 1878)	...	...	...	...	...	...	...	...	...	...	...	...	...	...	...	...	...	...	...	
57	260, 277, 279, 280, 283, 285, 286, 289, 291 to 294, Section 34 of Act V of 1861, and offences under any other Municipal or Local.	Public and local nuisances	...	...	30	...	1	3-33	...	...	...	2	29	9	18	66-66	18	2	2	2	
			Total	2	2,420	7	24	0-99	...	1	312	39	2,700	216	2,481	91-99	2,090	55	3	2	
58	Other special and local laws declared to be cognisable.	Carriage Act	...	...	144	...	...	...	...	...	...	1	145	1	144	92-31	144	...	...	...	
		Regulation 13 of 1927	...	...	...	...	...	...	...	...	15	...	11	10	1	9-09	...	4	...	...	
			GRAND TOTAL	39	9,850	93	25	140	1-42	2	50	474	429	9,656	2,073	7,462	78-21	6,946	793	243	45

(a) Add 14 transferred from Serial No. 36.  
(G) Omit 1 inadvertently shown in column 12 of the previous year's statement.

(H) Omit 1. This man's case was pending from 1907 and he was suffering from 2 years' rigorous imprisonment. The Magistrate did not ask him for furnishing security as he was very lately released from jail.  
(I) Omit 2 inadvertently included in column 19 of the previous year's statement.

F. S. P. LELY,  
Commissioner, N. D.

STATEMENT A.

RETURN OF COGNIZABLE CRIME FOR THE YEAR 1899 IN THE CENTRAL DIVISION.

PART I.—Return of Cases instituted by Complaint to a Magistrate or by a Magistrate suo motu in the year 1899.

Serial Number.	Law under which punishable.	Offence.	Number remaining for disposal from previous year.	Number of complaints and cases instituted suo motu by a Magistrate.	Number of complaints dismissed after examining the complainant (Section 203, Criminal Procedure Code).	Number of cases referred for investigation to the Police.	Number otherwise investigated before issue of process.	Number dismissed after investigation under Section 208, Criminal Procedure Code.	Number of cases under investigation at the end of the year.	Number remaining for trial.	Number declared by a Court after trial never to have occurred or to be mistakes of law or fact.	Number in which the Court held that a non-cognizable offence only was committed.	NUMBER OF COGNIZABLE OFFENCES COMMITTED THAT WERE TRIED.				Percentage of convictions to total of Columns 15 and 16.	Number of cognizable offences that were under investigation or trial at close of the year.	REMARKS.	
													Not referred to the Police for investigation.	Referred to the Police for investigation.	Ending in discharge or acquittal.	Ending in conviction.				
1	2	3	4	5	6	7	8	9	9(a)	10	11	12	13	14	15	16	17	18	19	
1	115 ... ..	Abetment of offence not committed, &c.	...	2	...	...	...	...	...	2	...	...	...	2	...	...	...	...		
	117 ... ..	Abetting commission of offence by public, &c.	...	...	...	...	...	...	...	...	...	...	...	...	...	...	...	...		
	118, 119 ... ..	Concealing design to commit offence, &c.	...	...	...	...	...	...	...	...	...	...	...	...	...	...	...	...		
	Total ...		...	2	...	...	...	...	...	2	...	...	...	2	...	...	...	...		
<b>CLASS I.—Offences against the State, Public Tranquillity, Safety, and Justice.</b>																				
2	131 to 136, 138 ...	Offences relating to Army and Navy.	...	...	...	...	...	...	...	...	...	...	...	...	...	...	...	...		
3	231 to 263, 467 and 471.	Offences relating to coin-stamps, and Government notes.	...	3	...	...	...	...	...	3	...	...	2	1	...	...	...	...		
4	212 to 216 ... ..	Harbouring an offender ...	...	...	...	...	...	...	...	...	...	...	...	...	...	...	...	...		
5	224 to 226 ... ..	Other offences against public justice.	2	11	...	1	...	...	1	12	...	...	2	9	...	...	...	...	1	
6	143 to 153, 157, 168 ...	Rioting or unlawful assembly.	1	78	3	5	...	3	3	70	...	...	60	6	...	...	...	...	7	
7	140, 170, 171 ... ..	Personating public servant or soldier.	...	3	...	...	...	...	...	3	...	...	1	2	...	...	...	...		
Total ...			3	95	3	6	...	3	4	88	...	...	65	18	...	...	...	...	8	
<b>CLASS II.—Serious Offences against the Person.</b>																				
8 9 10 11 12	302, 303, 396 ...	Murder ...	...	...	...	...	...	...	...	...	...	...	...	...	...	...	...	...	...	
		by thugs...	...	...	...	...	...	...	...	...	...	...	...	...	...	...	...	...	...	...
		" dacoits	...	...	...	...	...	...	...	...	...	...	...	...	...	...	...	...	...	...
		" robbers	...	...	...	...	...	...	...	...	...	...	...	...	...	...	...	...	...	...
		" poison	...	...	...	...	...	...	...	...	...	...	1	...	...	...	...	...	...	
		Other murders	1	...	...	...	...	...	...	1	...	...	...	...	...	...	...	...	...	

1 compounded.

1 do.



STATEMENT A—continued.

Serial Number.	Law under which punishable.	Offence.	Number remaining for disposal from previous year.	Number of complaints and cases instituted <i>ex motu</i> by a Magistrate.	Number of complaints dismissed after examining the complainant (Section 203, Criminal Procedure Code).	Number of cases referred for investigation to the Police.	Number otherwise investigated before issue of process.	Number dismissed after investigation under Section 203, Criminal Procedure Code.	Number of cases under investigation at the end of the year.	Number remaining for trial.	Number declared by a Court after trial never to have occurred or to be mistakes of law or fact.	Number in which the Court held that a non-cognizable offence only was committed.	NUMBER OF COGNIZABLE OFFENCES COMMITTED THAT WERE TRIED.					Number of cognizable offences that were under investigation or trial at close of the year.	REMARKS.
													Not referred to the Police for investigation.		Referred to the Police for investigation.		Percentage of convictions to total of Columns 15 and 16.		
1	2	3	4	5	6	7	8	9	9(a)	10	11	12	Ending in discharge or acquittal.	Ending in conviction.	Ending in discharge or acquittal.	Ending in conviction.		17	18
<i>CLASS III.—Serious Offences against Person and Property, or against Property only—continued.</i>																			
37	449 to 452	House-trespass with view to commit an offence, or having made preparation for hurt.	...	3	...	...	...	1	...	2	...	...	...	2	...	...	...	...	...
38	412, 413	Receiving stolen property by dacoity or habitually.	...	...	...	...	...	...	...	...	...	...	...	...	...	...	...	...	...
39	311, 400, 401	Belonging to gangs of thugs, dacoits, robbers, and thieves.	...	...	...	...	...	...	...	...	...	...	...	...	...	...	...	...	...
Total			14	118	8	9	4	12	...	117	...	1	66	41	3	2	7.0	3	1 compounded and 1 withdrawn.
<i>CLASS IV.—Minor Offences against the Person.</i>																			
40	341 to 344	Wrongful restraint and confinement.	3	168	6	8	...	9	2	154	...	...	55	21	3	3	14.28	2	66 compounded, 5 acquitted under Section 247, C. P. C., and 1 withdrawn.
41	336, 337	Rash act causing hurt or endangering life.	...	1	...	...	...	...	...	1	...	...	...	1	...	...	...	...	...
42	374	Compulsory labour	...	...	...	...	...	...	...	...	...	...	...	...	...	...	...	...	...
Total			3	169	6	8	...	9	2	155	...	...	55	22	3	3	50	2	65 compounded, 1 withdrawn and 5 acquitted under Section 247, C. P. C.
<i>CLASS V.—Minor Offences against Property.</i>																			
43	453, 456	Lurking house-trespass or house-breaking.	...	9	...	...	...	...	...	9	...	...	4	5	...	...	...	...	...
44	379 to 382	Theft of cattle ... ordinary	1	14	...	1	...	...	...	15	...	...	2	11	1	...	...	1	1
45	408 to 408	Criminal breach of trust	15	272	6	62	7	35	5	241	...	2	76	125	8	22	73.33	15	1 compounded and 1 escaped.
45a	409	Criminal breach of trust by public servant or by banker, &c.	22	318	26	97	62	142	6	166	...	...	88	31	23	1	4.16	27	1
46	411, 414	Receiving stolen property	...	45	4	5	...	4	...	37	...	...	20	11	4	2	33.33	...	...
46a	419, 420	Cheating	2	63	3	13	15	23	1	38	...	...	23	7	3	...	...	1	...
47	447, 448	Criminal or house-trespass	18	531	10	13	28	22	4	513	...	...	302	183	6	1	14.28	21	310 compounded, 4 withdrawn, 21

48	461, 462	...	...	Breaking closed receptacle...	...	8	1	...	...	...	7	...	...	3	4	...	...	...	...					
				Total ...	58	1,589	51	194	102	129	16	1,351	...	2	535	338	45	27	37*50	66	317 compounded, 33 acquitted Section 247, and 1 discharged, Section 259, and 1 escaped, and 4 under 218, C. P. C.			
<b>CLASS VI.—Other Offences not specified above.</b>																								
49	295 to 297	...	...	Offences against religion ...	2	5	1	1	...	1	...	5	...	...	3	1	...	...	...	1				
50	Chapter VIII (B), C. P. C., and Act IX of 1874.	...	...	Vagrancy and bad character.	6	295	...	...	...	...	...	301	...	...	42	247	...	...	...	7	1 died and 4 escaped.			
51	Cognizable offences under the Act specified.	}		Offences against Gambling Act.	...	5	...	...	...	...	...	5	...	...	3	2	...	...	...	...				
52				Excise Laws.	...	60	...	...	...	...	2	58	...	...	7	51	...	...	...	...	...	2		
53				Opium Act.	...	4	...	...	...	...	...	4	...	...	1	3	...	...	...	...	...	...	...	
54				Railway Laws.	...	7	...	2	...	...	...	7	...	...	1	6	...	...	...	...	...	...	...	
55				Salt and Custom Laws.	1	1	...	...	...	...	...	2	...	...	...	2	...	...	...	...	...	...	...	
56				Arms Act.	...	5	...	...	...	...	...	5	...	...	2	3	...	...	...	...	...	...	...	
57	269, 277, 279, 280, 283, 285, 286, 289, 291 to 294, Section 34 of Act V of 1861, and any other Municipal or local laws.	...	...	Public and local nuisances	...	28	...	1	1	1	...	27	...	...	5	20	...	1	100	...	1 under Section 243, C. P. C.			
				Total ...	9	410	1	4	1	2	2	414	...	...	64	335	...	1	100	10	1 died, 1 acquitted, Section 248, C. P. C., and 4 escaped.			
58	Other special and local laws cognizable by Police. (Detail).	...	...	Offences against Stage Carriage Act.	129	632	2	1	3	3	...	756	...	...	161	448	...	1	100	38	25 compounded, 51 withdrawn and 2 died.			
				GRAND TOTAL ...	231	3,175	72	239	119	278	24	3,032	...	3	1,020	1,250	51	35	43*95	133	431 compounded, 84 withdrawn 33 under Section 247, C. P. C., 1 under Section 259, C. P. C., 3 died, 6 escaped.			

( XXXI )

*Statement showing the Difference between Column 19 of 1895 and Column 4 of 1897 of Statement A, Part I.*

District.	1895.	1897.	Remarks.
	Column 19.	Column 4.	
Ahmednagar	5	5	Two cases have been wrongly shown in Column 19 which are therefore omitted.
Khandesh	36	34	
Nasik	21	21	
Poona	119	119	
Satara	47	47	
Sholapur	5	5	
Total	233	231	

J. K. SPENCE,  
Commissioner, C. D.



STATEMENT A--continued.

Serial Number.	Law under which punishable.	Offence.	Number remaining for disposal from previous year.	Number of complaints and cases instituted <i>ex officio</i> by a Magistrate.	Number of complaints dismissed after examining the complainant (Section 209, Criminal Procedure Code).	Number of cases referred for investigation to the Police.	Number otherwise investigated before issue of process.	Number dismissed after investigation under Section 203, Criminal Procedure Code.	Number of cases under investigation at the end of the year.	Number remaining for trial.	Number declared by a Court after trial never to have occurred or to be mistakes of law or fact.	Number in which the Court held that a non-cognizable offence only was committed.	NUMBER OF COGNIZABLE OFFENCES COMMITTED THAT WERE TRIED.				Percentage of convictions to total of columns 15 and 16.	Number of cognizable offences that were under investigation or trial at close of the year.	REMARKS.
													Not referred to the Police for investigation.	Referred to the Police for investigation.	Ending in discharge or acquittal.	Ending in conviction.			
1	2	3	4	5	6	7	8	9	9(a)	10	11	12	13	14	15	16	17	18	19
<i>CLASS III.—Serious Offences against Person and Property, or against Property only—continued.</i>																			
37	449 to 452 ... ..	House-trespass with view to commit an offence, or having made preparation for hurt.	...	3	...	...	...	1	...	2	...	...	...	2	...	...	...	...	...
38	412, 413 ... ..	Receiving stolen property by dacoity or habitually.	...	...	...	...	...	...	...	...	...	...	...	...	...	...	...	...	...
39	311, 400, 401 ... ..	Belonging to gangs of thugs, dacoits, robbers, and thieves.	...	...	...	...	...	...	...	...	...	...	...	...	...	...	...	...	...
	Total ...		14	118	3	9	4	12	...	117	...	1	66	41	3	2	7.0	3	1 compounded and 1 withdrawn.
<i>CLASS IV.—Minor Offences against the Person.</i>																			
40	341 to 344 ... ..	Wrongful restraint and confinement.	3	168	6	8	...	9	2	154	...	...	55	21	3	3	14.28	2	66 compounded, 5 acquitted under Section 247, C. P. C., and 1 withdrawn.
41	336, 337 ... ..	Rash act causing hurt or endangering life.	...	1	...	...	...	...	...	1	...	...	...	1	...	...	...	...	...
42	374 ... ..	Compulsory labour ... ..	...	...	...	...	...	...	...	...	...	...	...	...	...	...	...	...	...
	Total ...		3	169	6	8	...	9	2	155	...	...	55	22	3	3	5.0	2	66 compounded, 1 withdrawn and 5 acquitted under Section 247, C. P. C.
<i>CLASS V.—Minor Offences against Property.</i>																			
43	453, 456 ... ..	Lurking house-trespass or house-breaking.	...	9	...	...	...	...	...	9	...	...	4	5	...	...	...	...	...
44	379 to 382 ... ..	Theft ... of cattle ... ordinary ...	1	14	...	1	...	...	...	15	...	...	2	11	1	...	...	1	...
45	408 to 408 ... ..	Criminal breach of trust ...	15	272	6	62	7	35	5	241	...	2	76	125	8	22	73.33	15	...
45a	409 ... ..	Criminal breach of trust by public servant or by banker, &c.	22	318	26	97	62	142	6	166	...	...	88	31	23	1	4.16	27	1 compounded and 1 escaped.
46	411, 414 ... ..	Receiving stolen property ...	...	29	1	3	...	3	...	25	...	...	12	11	...	1	100	1	...
46a	419, 420 ... ..	Cheating ... ..	2	63	3	13	15	23	1	38	...	...	20	11	4	2	33.33	...	...
47	447, 448 ... ..	Criminal or house-trespass...	18	631	10	13	18	22	4	813	...	...	28	7	3	...	...	1	316 compounded, 4 withdrawn, 33 acquitted, Section 247, C. P. C., and 1 discharged, Section 269, C. P. C.

2584-10 sp

48	461, 462	...	...	Breaking closed receptacle...	...	8	1	...	...	...	7	...	...	3	4	...	...	...	...					
				Total ...	58	1,589	51	194	102	229	16	1,351	...	2	535	338	45	27	37*50	66	317 compounded, 33 acquitted Section 247, and 1 discharged, Section 250, and 1 escaped, and 4 under 248, C. P. C.			
CLASS VI.—Other Offences not specified above.																								
49	205 to 297	...	...	Offences against religion ...	2	5	1	1	...	1	...	5	...	...	3	1	...	...	...	1				
50	Chapter VIII (B), C. P. C., and Act IX of 1874.	...	...	Vagrancy and bad character.	6	295	...	...	...	...	...	301	...	...	42	247	...	...	...	7	1 died and 4 escaped.			
51	Cognizable offences under the Act specified.	}		Offences against Gambling Act.	...	5	...	...	...	...	...	5	...	...	3	2	...	...	...	...				
52				Excise Laws.	...	60	...	...	...	...	2	58	...	...	...	...	7	51	...	...	...	2		
53				Opium Act.	...	4	...	...	...	...	...	4	...	...	...	...	1	3	...	...	...	...		
54				Railway Laws.	...	7	...	2	...	...	...	7	...	...	...	...	1	6	...	...	...	...		
55				Salt and Custom Laws.	...	1	1	...	...	...	...	2	...	...	...	...	...	2	...	...	...	...		
56				Arms Act.	...	5	...	...	...	...	...	5	...	...	...	...	2	3	...	...	...	...		
57	269, 277, 279, 280, 283, 285, 286, 289, 291 to 294, Section 34 of Act V of 1861, and any other Municipal or local laws.	...	...	Public and local nuisances	...	28	...	1	1	1	...	27	...	...	5	20	...	1	100	...	1 under Section 243, C. P. C.			
				Total ...	9	410	1	4	1	2	2	414	...	...	64	335	...	1	100	10	1 died, 1 acquitted, Section 243, C. P. C., and 4 escaped.			
58	Other special and local laws cognizable by Police. (Detail).	...	...	Offences against Stage Carriage Act.	129	632	2	1	3	3	...	756	...	...	161	448	...	1	100	88	25 compounded, 61 withdrawn and 2 died.			
				GRAND TOTAL ...	231	3,175	72	239	119	278	24	3,032	...	3	1,020	1,250	51	35	43*98	133	431 compounded, 84 withdrawn 34 under Section 247, C. P. C., 1 under Section 250, C. P. C., 3 died, 6 escaped.			

( XXXVII )

Statement showing the Difference between Column 13 of 1895 and Column 4 of 1899 of Statement A, Part I.

District.	1895.	1899.	Remarks.
	Column 13.	Column 4.	
Ahmednagar	5	5	Two cases have been wrongly shown in Column 13 which are therefore omitted.
Khandesh	38	34	
Nasik	21	21	
Poona	119	119	
Satara	47	47	
Solapur	5	5	
Total	233	231	

J. K. SPENCE,  
Commissioner, C. D.

STATEMENT A.

(RETURN OF COGNIZABLE CRIME FOR THE YEAR 1899.)

PART II.—Return of Persons concerned, in Cases instituted by Complaint to a Magistrate, or by a Magistrate suo motu, for the Central Division.

Serial No.	Law under which punishable.	Offence.	NUMBER OF PERSONS AGAINST WHOM PROCESS ISSUED.		NUMBER OF PERSONS		Number of persons appearing before Court (either personally or by Pleader).	Number concerned in cases pending at beginning of year.	Total before Courts.	Number discharged or acquitted.	Number convicted including those ordered to give security for good behaviour.	Percentage of number convicted on total of Columns 11 and 12.	Number under trial at close of the year.	REMARKS.		
			Warrant.	Summons.	Against whom warrant issued, but could not be executed.	Evading service of summons or not complying therewith, and whose attendance was not eventually obtained.										
1	2	3	4	5	6	7	8	9	10	11	12	13	14	15		
1	115 .. ..	Abetment of offence not committed, &c.	...	2	...	...	2	...	2	...	2	100	...			
	117 ... ..	Abetting commission of offence by public, &c.	...	...	...	...	...	...	...	...	...	...	...			
	118, 119 ... ..	Concealing design to commit offence, &c.	...	...	...	...	...	...	...	...	...	...	...			
	Total ...			...	2	...	...	2	...	2	...	2	100	...		
<i>CLASS I.—Offences against the State, Public Tranquillity, Safety, and Justice.</i>																
2	131 to 138, 138... ..	Offences relating to Army and Navy.	...	...	...	...	...	...	...	...	...	...	...			
3	231 to 263, 467 and 471	Offences relating to coin, stamps, and Government notes.	4	...	...	...	4	...	4	3	1	25	...			
4	212 to 216 ... ..	Harbouring an offender ... ..	18	...	...	...	18	...	18	10	8	44.44	...			
5	224 to 226 ... ..	Other offences against public justice.	11	1	...	...	12	5	17	4	12	75	1			
6	143 to 153, 157, 158 ... ..	Rioting or unlawful assembly ... ..	514	13	...	...	527	8	535	443	36	7.51	24	32 withdrawn.		
7	140, 170, 171 ... ..	Personating public servant or soldier	5	...	...	...	5	...	5	1	4	80	...			
Total ...			552	14	...	...	566	13	579	461	61	11.68	25	32 do.		
<i>CLASS II.—Serious Offences against the Person.</i>																
8	302, 303, 396... ..	Murder ... { by thugs ... " dacoits ... " robbers ... " poison ...	...	...	...	...	...	...	...	...	...	...	...			
9			...	...	...	...	...	...	...	...	...	...	...	...		
10			...	...	...	...	...	...	...	...	...	...	...	...	...	
11			...	...	1	...	...	...	1	1	2	...	100	...		
12			...	Other murders ... ..	...	...	...	...	...	...	...	...	...	...	...	
13	307 ... ..	Attempts at murder... ..	...	...	...	...	...	...	...	...	...	...	...			

( XXXXX )

14	804, 808	...	Culpable homicide ...	3	...	...	3	...	3	2	...	...	1	
15	876	...	Rape ...	...	...	...	...	...	...	...	...	...	...	
16	377	...	Unnatural offences...	...	...	...	...	1	1	1	...	...	...	
17	817, 818	...	Exposure of infants or concealment of birth.	2	...	...	2	...	2	1	1	50	...	
18	805, 806, 809	...	Attempt at, and abetment of, suicide.	7	...	...	7	...	7	2	5	71-42	...	
19	819, 831, 833	...	Grievous hurt for the purpose of extorting property of confession or deterring public servant.	...	...	...	...	...	...	...	...	...	...	
20	825, 826, 835	...	Grievous hurt	18	47	...	65	7	72	31	11	26-19	6	21 compounded.
21	828	...	Administering stupefying drugs to cause hurt.	...	...	...	...	...	...	...	...	...	...	
22	827, 830, 832	...	Hurt for purpose of extorting property or confession or deterring public servant.	8	4	...	12	...	12	6	6	50	...	
23	824	...	Hurt by dangerous weapon	4	56	...	60	4	64	32	10	23-80	1	21 do.
24	863 to 869	...	Kidnapping or abduction	28	...	...	28	7	35	26	6	18-75	1	2 escaped.
25	846 to 848	...	Wrongful confinement and restraint in secret or for purpose of extortion.	1	...	...	1	...	1	...	...	...	...	1 compounded.
26	872, 873...	...	Selling, letting, or unlawfully obtaining a minor for prostitution.	2	...	...	2	...	2	...	2	100	...	
27	371	...	Habitually dealing in slaves	...	...	...	...	...	...	...	...	...	...	
28	853, 854, 856, 857	...	Criminal force to public servant or woman, or an attempt to commit theft or wrongfully confine.	55	55	...	110	5	115	72	36	34-64	3	1 do.
29	804 A, 838	...	Rash or negligent act causing death or grievous hurt.	...	...	...	...	...	...	...	...	...	...	
Total ...				129	162	...	291	25	316	173	81	31-88	12	48 compounded and 1 escaped.
<b>CLASS III.—Serious Offences against Person and Property, or against Property only.</b>														
30	395, 397 398	...	Dacoity	5	...	...	5	50	55	14	41	74-54	...	
31	399, 402...	...	Preparation and assembly for dacoity.	...	...	...	...	...	...	...	...	...	...	
32	394, 397, 398	...	Robbery with hurt	...	...	...	...	...	...	...	...	...	...	
33	397, 398...	...	Robbery ...	...	...	...	...	...	...	...	...	...	...	
				...	...	...	...	...	...	...	...	...	...	
34	270, 281, 282, 430 to 433, 435 to 441	...	Serious mischief and cognate offences.	22	...	...	22	2	24	21	3	12-50	...	
35	428, 429...	...	Mischief by killing, poisoning, or maiming any animal.	61	11	...	72	3	75	67	3	4-28	3	1 under Section 24, Criminal Procedure Code.
36	451, 453, 457 to 460	...	Lurking house-trespass or house-breaking with intent to commit an offence or having made preparation for hurt.	78	4	...	82	...	82	47	33	41-25	2	
37	449 to 452	...	House-trespass with view to commit an offence or having made preparation for hurt.	40	1	...	41	...	41	4	34	69-48	3	
38	419 to 432	...	House-trespass with view to commit an offence or having made preparation for hurt.	4	2	...	6	...	6	1	5	61-33	...	
38	412, 413	...	Receiving stolen property by dacoity or habitually.	...	...	...	...	...	...	...	...	...	...	
39	317, 400, 401	...	Belonging to gangs of thugs, dacoits, robbers, and thieves.	...	...	...	...	...	...	...	...	...	...	
Total ...				212	18	...	230	58	288	155	123	41-24	8	

STATEMENT A—continued.

Serial No.	Law under which punishable.	Offence.	NUMBER OF PERSONS AGAINST WHOM PROCESS ISSUED.		NUMBER OF PERSONS		Number of persons appearing before Court (either personally or by Pleader).	Number concerned in cases pending at beginning of year.	Total before Courts.	Number discharged or acquitted.	Number convicted (including those ordered to give security for good behaviour).	Percentage of number convicted on total of Columns 11 and 12.	Number under trial at close of the year.	REMARKS.	
			Warrant.	Summons.	Against whom warrant issued, but could not be executed.	Evading service of summons or not complying therewith, and whose attendance was not eventually obtained.									
1	2	3	4	5	6	7	8	9	10	11	12	13	14	15	
<b>CLASS IV.—Minor Offences against the Person.</b>															
40	341, 344 ... ..	Wrongful restraint and confinement	14	277	...	2	289	13	302	131	29	18.12	13	124 compounded and 5 acquitted, Section 247, Criminal Procedure Code.	
41	336, 337... ..	Rash act causing hurt or endangering life.	...	1	...	...	1	...	1	...	1	100	...		
42	374 ... ..	Compulsory labour ... ..	...	...	...	...	...	...	...	...	...	...	...		
		Total ...	14	278	...	2	290	13	303	131	30	18.63	13	124 do. do. do.	
<b>CLASS V.—Minor Offences against Property.</b>															
43	453, 456 ... ..	Lurking house-trespass or house-breaking.	14	1	...	...	15	...	15	12	3	20	...		
		of cattle ... ..	38	4	...	...	42	2	44	7	27	79.41	10		
44	379 to 382 ... ..	Theft ... ..	459	44	1	2	500	20	520	203	267	56.80	21	3 died and 27 transferred.	
45	405 to 408 ... ..	Criminal breach of trust ... ..	218	40	7	2	249	14	263	181	51	21.98	22	5 compounded, 3 transferred and 1 escaped.	
45a	409 ... ..	Criminal breach of trust, &c.	16	6	2	...	20	...	20	11	8	42.10	1		
46	411, 414... ..	Receiving stolen property ... ..	57	3	...	...	60	...	60	29	30	50.84	...	1 compounded.	
46a	419, 420 ... ..	Cheating ... ..	38	7	...	...	43	3	46	35	11	23.91	...		
47	417, 448 ... ..	Criminal or house-trespass ... ..	205	1,502	...	4	1,703	23	1,726	645	272	29.66	60	649 compounded, 43 under Section 247, Criminal Procedure Code, 6 under 248, Criminal Procedure Code, 5 under 245, Criminal Procedure Code, and 1 under 259, Criminal Procedure Code.	
48	461, 463 ... ..	Breaking closed receptacle ... ..	...	...	...	...	...	...	...	...	...	...	...		
		Total ...	1,043	1,607	10	8	2,632	62	2,694	1,123	669	37.33	114	700 compounded, 43 under Section 247, Criminal Procedure Code, 6 under 248, Criminal Procedure Code, 1 under 259, Criminal Procedure Code, 5 under 245, Criminal Procedure Code, 1 escaped, 2 died and 30 transferred.	
<b>CLASS VI.—Other Offences not specified above.</b>															
49	295 to 297 ... ..	Offences against religion ... ..	2	50	...	...	52	...	52	21	31	59.61	...		
50	Chapter VIII (B), C. P. C., and Act IX of 1874.	Vagrancy and bad character ... ..	51	321	...	...	371	5	376	58	302	83.88	12	4 escaped, 1 died before issue of process.	
51	Cognizable offences under the Act specified.	Offences against Gambling Act ... ..	22	...	...	...	22	...	22	12	10	45.45	...		
52		Excise Laws ... ..	21	57	...	...	78	...	78	22	56	71.79	...		
53		Opium Act ... ..	...	7	...	...	7	...	7	...	1	6	85.71	...	
54		Railway Laws ... ..	...	7	2	...	...	9	...	9	5	4	44.44	...	
55		Salt and Custom Laws ... ..	...	...	2	...	...	2	2	4	...	4	100	...	
56		Arms Act ... ..	...	2	5	...	...	7	...	7	2	5	71.42	...	

( 21 )

dp 11-489 a

57	260, 277, 279, 280, 283, 285, 286, 289, 291 to 294, Section 34 of Act V of 1861, and any other Municipal or local laws.	Public and local nuisances. ...	...	4	25	...	...	29	...	29	6	22	78*57	...	1 under Section 249, Criminal Procedure Code.
			Total ...	109	469	...	...	577	7	534	127	440	77*60	12	1 under Section 249, Criminal Procedure Code, 4 escaped and 1 died before issue of process.
58	Other special and local laws recognizable by Police.	Offences against stage Carriage Act.	...	20	1,496	...	1	1,514	61	1,575	454	933	67*26	73	25 compounded, 89 under Section 249, Criminal Procedure Code, 3 died, and 1 died before issue of process.
			GRAND TOTAL ...	2,079	4,046	10	11	6,102	239	6,341	2,624	2,339	47*12	257	897 compounded, 80 under Section 247, Criminal Procedure Code, 97 under Section 248, 5 under Section 246, 1 under Section 259, 7 escaped, 4 died, 80 transferred, 3 died before issue of process.

Statement showing the Difference between Column 14 of 1898 and Column 9 of 1899 in Statement A, Part II.

District.	Column 14 of 1898.	Column 9 of 1899.	REMARKS.
Ahmednagar ...	31	31	3 persons have been wrongly shown by Khandesh in Column 14 of 1898, and they are therefore omitted.
Khandesh ...	3	1	
Nasik ...	28	23	
Poona ...	74	74	
Satara ...	96	96	
Sholapur ...	9	9	
Total ...	241	239	

J. K. SPENCE,  
Commissioner, C. D.







## STATEMENT

Serial Number.	Law under which punishable.	Offence.	Cases (originally reported at a Police Station or taken up on suspicion by the Police) pending under Police investigation from 1898.	REPORTED DURING THE YEAR.					Cases taken up by Station Officer otherwise than upon report.	Total of cases investigated by the Police (i.e., of Columns 4, 5, 6 and 10).	NOT SENT TO (ACCUSED, IF UNDER SRO PROCED)	
				Upon the report.	Under Magistrate's order after investigation had been refused by the Police.	Not investigated.	Total.	Percentage of cases investigated at once on report (Column 5) to total.			In which the Magistrate ordered case to be struck off as false, mistaken, or non-cognizable.	In which no such order was passed, but the case was not tried by the Magistrate.
1	2	3	4	5	6	7	8	9	10	11	12	13
<b>CLASS IV.—Minor Offences against the Person.</b>												
40	841 to 844 ...	Wrongful restraint and confinement ...	8	74	...	1	75	98.66	18	100	66	...
41	836, 837 ...	Rash act causing hurt or endangering life ...	1	10	...	...	10	100*	6	17	5	...
42	874 ...	Compulsory labour ...	...	...	...	...	...	...	...	...	...	...
		Total ...	9	84	...	1	85	98.82	24	117	61	...
<b>CLASS V.—Minor Offences against Property.</b>												
43	453, 456 ...	Lurking house-trespass or house-breaking ...	8	84	...	...	84	100*	14	101	81	...
44	379 to 383 ...	Theft ... { of cattle ... ordinary ...	45	476	...	8	484	98.84	77	598	204	...
45	406 to 408 ...	Criminal breach of trust ...	48	3,164	...	60	3,214	98.15	500	4,119	1,394	...
45 a	409 ...	Criminal breach of trust by public servant or by banker, &c.	...	268	...	10	278	96.40	87	401	240	...
46	411, 414 ...	Receiving stolen property ...	15	10	...	...	10	100*	...	10	3	...
46 a	419, 420 ...	Cheating ...	2	148	...	1	149	99.32	19	182	14	...
47	417, 418 ...	Criminal or house-trespass ...	14	54	...	...	64	100*	20	78	83	...
48	401, 402 ...	Breaking closed receptacles ...	...	121	...	4	125	96.8	39	174	92	...
		Total ...	550	4,355	...	83	4,438	98.17	756	5,661	2,011	...
<b>CLASS VI.—Other Offences not specified above.</b>												
49	295 to 297 ...	Offences against religion ...	...	9	...	...	9	100*	2	11	4	...
50	Chapter VIII (D), C. P. C., and Act IX of 1873.	Vagrancy and bad character ...	...	...	...	...	...	...	876	876	...	...
51	Cognisable offences under the Act specified.	Offences against Gambling Act ...	1	12	...	...	12	100*	28	39	4	...
52		Excise Laws ...	6	433	...	1	434	99.76	449	888	80	...
53		Opium Act ...	2	13	...	...	13	100*	32	47	6	...
54		Railway Laws ...	...	...	...	...	...	...	...	...	...	...
55	...	Salt and Custom Laws ...	...	9	...	...	9	100*	33	42	...	...
55 a	...	Arms Act ...	9	55	...	...	55	100*	41	105	5	...
57	200, 277, 278, 280, 283, 286, 288, 289, 291 to 294, Section 84 of Act V of 1861, and any other municipal or local laws.	Public and local nuisances ...	4	43	...	...	43	100*	46	93	26	...
		Total ...	22	574	...	1	575	99.82	1,504	2,100	76	...
59	Other special and local laws cognisable by Police. {	Offences against Forest Act ...	...	...	...	...	...	...	...	...	...	...
		Telegraph Act ...	...	1	...	...	1	100*	...	1	...	...
		Army Act ...	...	5	...	...	5	100*	...	5	...	...
		Total ...	...	6	...	...	6	100*	...	6	...	...
		<b>GRAND TOTAL</b> ...	1,260	8,047	...	105	8,052	98.84	9,076	13,283	8,578	...

Explanation of the Differences between Columns 4 and 20 of the year 1899, and Columns

District.	1898.	
	Columns 16+18 + Final Reported Cases.	Column 27.
Ahmednagar ...	77 (a)	86
Khandesh ...	365 (b)	93
Nasik ...	97 (c)	85
Poona ...	109 (d)	86
Satara ...	414 (e)	133
Sholapur ...	127 (f)	20
Total ...	1,189 (g)	403

A—continued.

MAGISTRATE SENT, RELEASED TOTAL 189, CRIMINAL UNDER CODE.			REMARKS.																									
In which Magistrate sent for the accused and tried the case.																												
Convicted.	Not convicted.	Pending at close of year.	Cases, other than those in Column 12 to 16, in which the offender was not detected or apprehended.	Cases still under investigation by the Police at the end of year.	Cases sent before the Magistrate.	Cases pending in Court at beginning of year.	Total of cases before the Courts.	Number ending in discharge or acquittal.	Number ending in conviction.	Percentage of cases ending in conviction to total of Column 22 and 23.	Number declared by Court after trial never to have occurred, or to be mistaken of law or fact.	Number in which the Court held after trial that a non-cognizable offense only was committed.	Number still under trial at close of the year.															
14	15	16	17	18	19	20	21	22	23	24	25	26	27															
1	1	...	...	...	23	...	...	10	...	37.5	...	...	5	13 final reports; 8 compounded; 2 do ; 1 do.														
...	...	...	...	...	...	...	...	...	...	78	...	...	...	...														
1	2	...	6	4	28	6	34	11	9	45	6	1	5	15 do ; 9 do.														
...	1	...	49	7	18	...	18	7	8	58.33	...	...	...	4 final reports.														
17	88	...	642	167	1,618	70	1,688	206	1,328	82.28	206	14	73	34 do.; 213 final reports; 1 accused died and 1 mad.														
8	8	...	11	21	90	2	92	32	87	64.04	...	1	8	33 final reports.														
...	1	...	3	2	160	9	169	31	134	81.21	...	...	4	3 do.														
...	...	...	...	...	30	2	32	8	18	70.97	...	...	5	8 do.														
...	19	...	...	8	64	...	64	19	20	61.28	...	...	...	3 final reports; 25 compounded.														
21	61	...	826	220	2,195	87	2,282	408	1,755	81.11	288	23	98	327 final reports; 25 compounded; 1 accused died and 1 mad.														
...	...	...	...	6	669	60	935	121	748	80.04	...	...	80	1 final report; 18 withdrawn.														
...	8	...	...	...	88	1	94	9	24	72.72	7	1	1	1 final report.														
...	...	...	...	...	814	11	825	37	741	89.87	...	...	6	14 final reports; 1 accused died.														
...	...	...	...	...	39	4	43	9	30	70.23	...	...	4	1 final report.														
...	...	...	...	...	41	2	43	...	40	95.23	...	...	1	1 do.														
1	2	...	6	11	60	14	64	9	78	80.78	...	...	10	3 final reports.														
...	2	...	6	3	55	2	58	14	36	78.07	...	...	2	3 final reports; 1 compounded.														
9	12	4	20	23	1,935	100	2,035	204	1,737	80.48	121	1	74	23 final reports; 1 accused died; 1 compounded (a) 18 withdrawn.														
...	...	...	...	...	...	1	1	...	1	100	...	...	...	1 final report.														
...	...	...	...	...	...	5	5	...	5	100	...	...	...	...														
...	...	...	...	...	5	1	6	...	6	100	...	...	...	1 do.														
45	104	12	2,517	681	8,845	402	9,047	1,045	4,423	80.93	637	61	478	724 final reports; 60 compounded; (b) 23 withdrawn; 14 died and 3 mad.														

\* Of these, 4 are true. (b) Of these, 17 are false. (c) Of these, 16 are false.

16 + 19 + Final Reported Cases, and Column 27 of the year 1899 in Statement A, Part III.

1890.		REMARKS.
Column 4.	Column 20.	
88 (a)	36	(a) 11 undetected cases were detected during the year 1899.
371 (b)	93	(b) 6 undetected cases were detected during the year 1899.
108 (c)	88	(c) 11 undetected cases were detected during the year 1899.
118 (d)	36	(d) 8 undetected cases were detected during the year 1899.
448 (e)	139	(e) 24 undetected cases were detected during the year 1899.
131 (f)	20	(f) 8 undetected cases were detected during the year 1899, 4 cases transferred to His Highness the Nizam's dominions.
1,300	402 (g)	(g) 78 undetected cases were detected during the year 1899, 4 cases transferred to His Highness the Nizam's dominions.

J. K. SPENCE,  
Commissioner, C. D.

STATEMENT A.

(RETURN OF COGNIZABLE CRIME FOR THE YEAR 1899, CENTRAL DIVISION.)

PART IV.—Return of Persons concerned in cases reported at a Police Station or in cases taken up by the Police.

Serial Number.	Law under which punishable.	Offence.	Persons in Police custody, or on bail under Section 170, Criminal Procedure Code, at beginning of year as concerned in cases reported to or in cases taken up by the Police.	PERSONS ARRESTED BY THE POLICE		Persons not arrested because absconded (in cases occurring during the year).	Persons released by the Station Officer under Section 169, and not required to appear by Magistrate.	Percentage of Column 8 to Column 5.	Persons released by the Magistrate's order before trial.	Persons on bail or still in Police custody at close of year.	Persons appearing under order of the Magistrate.	Persons whose cases were under trial before the Courts at beginning of year.	Total number of persons tried.	Number discharged or acquitted.	Number convicted (including those ordered to give security for good behaviour).	Percentage of number convicted on total of Columns 15 and 16.	Number of persons convicted who has been arrested by the Police on report or information (Column 5).	Number under trial at close of the year.	REMARKS.	
				Upon the report or other information.	Under Magistrate's orders after investigation has been refused by the Police or the Police has reported the charge to be false.															
1	2	3	4	5	6	7	8	9	10	11	12	13	14	15	16	17	18	19	20	
1	115 ... ..	Abetment of offence not committed, &c.	...	7	...	...	...	...	...	...	...	...	7	5	2	28·57	2	...		
	117 ... ..	Abetting commission of offence by public, &c.	...	...	...	...	...	...	...	...	...	...	...	...	...	...	...	...		
	118, 119 ... ..	Concealing design to commit offence, &c.	...	...	...	...	...	...	...	...	...	...	...	...	...	...	...	...		
	Total ...		...	7	...	...	...	...	...	...	...	...	7	5	2	28·57	2	...		
<i>CLASS I.—Offences against the State, Public Tranquillity, Safety and Justice.</i>																				
2	131 to 136, 138 ... ..	Offences relating to Army and Navy.	...	...	...	...	...	...	...	...	...	...	...	...	...	...	...	...		
3	231 to 263, 467 and 471.	Offences relating to coin, stamps, and Government notes.	...	44	...	...	...	...	...	...	...	4	41	10	31	75·60	31	7		
3b	467 and 471 ... ..	Offences relating to Government Promissory Notes.	...	...	...	...	...	...	...	...	...	1	1	...	1	100	1	...		
4	212 to 216 ... ..	Harbouring an offender ...	...	20	...	...	1	5	...	...	...	4	22	19	2	9·52	2	1	1 accused died during trial.	
5	224 to 228 ... ..	Other offences against public justice.	...	51	...	...	...	...	...	...	...	5	50	9	37	80·43	37	6	4 charge withdrawn.	
6	143 to 153, 157, 158 ... ..	Rioting or unlawful assembly	...	267	17	...	7	2·39	...	106	13	360	219	141	39·17	107	36	7 accused convicted of non-cognizable offence only.		
7	140, 170, 171 ... ..	Personating public servant or soldier.	...	11	...	...	...	...	...	1	...	12	2	10	83·33	9	...			
Total ...			...	393	17	...	8	2·03	...	107	27	486	259	222	46·15	187	50	1 died during trial, 4 withdrawn, 7 convicted of non-cognizable offence.		
<i>CLASS II.—Serious Offences against the Person.</i>																				
8 9 10 11 12	302, 303, 396 ... ..	Murder ... {	by thugs ...	...	5	...	...	...	...	...	...	1	5	2	3	60	3	1		
			" dacoits ...	...	9	...	...	...	...	...	...	...	...	7	5	2	28·57	2	2	
			" robbers ...	...	6	...	...	...	...	...	...	...	...	6	4	2	33·33	2	...	
			" poison ...	...	1	105	...	3	...	...	...	7	3	44	69	49	41·52	49	24	1 died before trial, 1 absconded before trial, 1 died during trial, 1 mad, 2 convicted of non-cognizable offence only.
		Other murders ...	...	1	105	...	3	...	...	...	7	3	44	69	49	41·52	49	24		

( 1A[X ] )

13	307	...	...	Attempts at murder	...	9	...	...	...	1	4	9	3	6	66-66	6	2	3 died before trial.				
14	304, 308	...	...	Culpable homicide	...	38	...	1	2-63	...	2	...	13	41	18	23	56-09	20	7	12 convicted of non-cognizable offence only.		
15	376	...	...	Rape	...	16	...	1	6-25	...	1	3	5	17	11	6	35-29	5	5			
16	377	...	...	Unnatural offences	...	2	...	...	...	...	...	1	2	...	2	100-	2	1	1			
17	317, 318	...	...	Exposure of infants or concealment of birth.	...	23	...	1	...	...	...	2	3	26	9	17	65-38	17	1			
18	305, 306, 309	...	...	Attempt at, and abetment of, suicide.	...	51	...	1	1-96	...	...	...	1	51	16	32	66-66	32	...	3 died during trial.		
19	329, 331, 333	..	..	Grievous hurt for the purpose of extorting property or confession or deterring public servant.	...	...	...	...	...	...	...	...	...	...	...	...	...	...	...			
20	325, 326, 335	...	...	Grievous hurt	1	159	4	4	19	11-98	...	...	33	19	170	54	72	57-09	62	16	1 died before trial, 44 compounded, 2 convicted of non-cognizable offence.	
21	323	...	...	Administering stupefying drugs to cause hurt.	1	10	...	...	1	10-	...	...	...	...	8	6	2	25	2	2		
22	327, 330, 332	...	...	Hurt for purpose of extorting property or confession or deterring public servant.	...	27	...	...	...	...	...	...	1	23	12	11	47-82	7	6			
23	324	...	...	Hurt by dangerous weapon.	3	53	2	1	3	5-66	...	1	7	14	65	24	19	44-18	11	10	22 compounded.	
24	363 to 369	...	...	Kidnapping or abduction	...	26	...	...	...	...	...	11	2	37	26	11	29-72	11	2			
25	343 to 348	...	...	Wrongful confinement and restraint in secret or for purpose of extortion.	...	7	1	...	...	...	...	5	...	8	3	5	62-5	5	5			
26	372, 373	...	...	Selling, letting, or unlawfully obtaining a minor for prostitution.	...	3	...	...	...	...	...	...	...	...	...	...	...	...	...	3		
27	371	...	...	Habitually dealing in slaves.	...	...	...	...	...	...	...	...	...	...	...	...	...	...	...	...		
28	353, 354, 356, 357	...	...	Criminal force to public servant or woman, or an attempt to commit theft or wrongfully confine.	...	99	...	...	...	...	...	1	41	125	58	66	53-22	39	16	1 died during trial, 23 convicted of non-cognizable offence.		
29	304A, 338	...	...	Rash or negligent act causing death or grievous hurt.	...	40	...	...	...	...	1	1	6	40	23	17	43-58	11	6	1 compounded, 5 convicted of non-cognizable offence.		
				Total	6	688	7	9	26	379	1	12	67	155	760	342	345	50-21	236	113	5 died and 1 absconded before trial, 6 died, 1 mad during trial, 67 compounded, 44 convicted of non-cognizable offence.	
				<i>CLASS III.—Serious Offences against Person and Property, or against Property only.</i>																		
30	395, 397, 398	...	...	Dacoity	29	1,816	...	181	174	9-57	...	87	18	449	1,053	481	555	53-57	502	907	3 died, 4 escaped, 4 pardoned, 6 withdrawn during trial, 1 escaped before trial.	
31	399, 402	...	...	Preparation and assembly for dacoity.	...	1	...	2	...	...	...	...	...	10	10	...	10	100-	...	1		
32	394, 397, 393	...	...	Robbery	...	...	...	...	...	...	...	...	...	...	...	...	...	...	...	...		
				{ by poisonous or stupefying drugs.	...	...	...	...	...	...	...	...	...	...	...	...	...	...	...	...		
				{ by other means.	25	...	...	...	...	...	...	...	...	20	44	15	25	65-11	26	1	1 accused died during trial.	
				{ in dwelling house.	37	...	...	...	5	13-51	...	3	...	7	29	14	15	51-72	15	7		
				{ on the highway between sunset and sunrise.	85	...	...	3	2	2-33	...	...	...	64	28	36	56-25	36	20			
				{ other robberies.	...	159	2	4	3	1-83	...	4	15	25	155	94	61	39-35	57	35	1 escaped before trial.	
34	270, 281, 282, 430 to 433, 435 to 440	to	to	Serious mischief and cognate offences.	6	45	10	12	6	13-33	...	1	8	8	40	27	13	32-5	10	39		
35	428, 429	...	...	Mischief by killing, poisoning, or maiming any animal.	1	202	3	4	1	03	...	3	10	2	2-4	24	100	66-51	172	29	2 convicted of non-cognizable offence.	

STATEMENT A *continued.*

Serial Number.	Law under which punishable.	Offence.	Persons in Police custody, or on bail under Section 170, Criminal Procedure Code, at beginning of year as concerned in cases reported to or in cases taken up by the Police.	PERSONS ARRESTED BY THE POLICE		Persons not arrested because absconded (in cases occurring during the year).	Persons released by the Station Officer under Section 169, and not required to appear by Magistrate.	Percentage of Column 8 to Column 6.	Persons released by the Magistrate's order before trial.	Persons on bail or still in Police custody at close of year.	Persons appearing under order of the Magistrate.	Persons whose cases were under trial before the Courts at beginning of year.	Total number of persons tried.	Number discharged or acquitted.	Number convicted (including those ordered to give security for good behaviour).	Percentage of number convicted on total of Columns 16 and 17.	Number of persons convicted who have been arrested by the Police on report or information (Column 6).	Number under trial at close of the year.	REMARKS.
				Upon the report or other information.	Under Magistrate's orders after investigation has been refused by the Police or the Police has reported the charge to be false.														
1	2	3	4	5	6	7	8	9	10	11	12	13	14	15	16	17	18	19	20
<i>CLASS III.—Serious Offences against Person and Property, or against Property only—continued.</i>																			
36	454, 455, 457 to 460 ...	Lurking house-trespass or house-breaking with intent to commit an offence, or having made preparation for hurt.	1	1,043	21	2	21	2.01	...	32	11	90	993	325	665	67.17	631	120	1 died during trial, 2 charge withdrawn.
37	449 to 452 ...	House-trespass with view to commit an offence, or having made preparation for hurt.	...	24	2	...	...	...	...	...	...	...	24	4	20	83.33	18	2	8 convicted of non-cognizable offence.
38	412, 413 ...	Receiving stolen property by dacoity or habitually.	...	6	...	...	...	...	...	...	...	24	21	6	14	70.	14	9	1 charge withdrawn.
39	311, 400, 401 ...	Belonging to gangs of thugs, dacoits, robbers, and thieves.	...	15	...	...	1	6.66	...	...	...	6	18	13	5	27.77	5	2	
	Total ...		37	3,549	33	208	213	6.	...	130	62	641	2,735	1,101	1,612	94.10	1,486	1,247	2 escaped before trial, 5 died, 4 escaped, 4 pardoned, 9 withdrawn during trial, 10 convicted of non-cognizable offence only.
<i>CLASS IV.—Minor Offences against the Person.</i>																			
40	341 to 344 ...	Wrongful restraint and confinement.	...	55	24	...	...	...	...	...	5	18	74	21	28	57.14	10	28	25 compounded.
41	336, 337 ...	Rash act causing hurt or endangering life.	...	9	1	1	...	...	...	...	...	...	10	4	5	55.55	5	...	1 do.
42	374 ...	Compulsory labour...	...	...	...	...	...	...	...	...	...	...	...	...	...	...	...	...	...
	Total ...		...	64	25	1	...	...	...	...	5	18	84	25	33	56.89	15	28	26 do.
<i>CLASS V.—Minor Offences against Property.</i>																			
43	453, 456 ...	Lurking house-trespass or house-breaking.	...	23	1	...	2	8.69	...	...	...	...	22	12	10	45.45	10	...	
44	379 to 382 ...	of cattle	...	511	4	9	12	2.34	...	1	8	4	498	117	380	76.45	370	16	1 died during trial.
		ordinary	...	16	3,652	39	13	77	2.10	...	8	79	122	3,667	994	2,669	72.86	2,622	158

( 114 )

1881-1882

46	406 to 408 ...	Criminal breach of trust ...	98	4	1	1	1-02		14	3	115	52	63	54-78	59	2	1 convicted of non-cognizable offense.			
45a	409 ...	Criminal breach of trust by public servant or by banker.	7								6		6	100	6	1				
46	411, 414 ...	Receiving stolen property...	2	580	3	2	3	53		2	20	572	233	339	59-26	327	8	1 do. do.		
46a	418, 420 ...	Cheating ...		47			1	2-12		2	3	44	11	33	75	31	6			
47	447, 448 ...	Criminal or house-trespass ...		104	7		1	96			24		134	55	31	36-04	27	48 compounded, 1 convicted of non-cognizable offence.		
48	461, 462 ...	Breaking closed receptacle...																		
Total ...			18	5,002	58	25	97	1-93		8	128	152	5,058	1,474	3,531	70-54	3,452	192	3 escaped before trial, 4 died, 1 mad during trial, 43 compounded, 54 convicted of non-cognizable offence.	
CLASS VI.—Other Offences not specified above.																				
49	295 to 297 ...	Offences against religion ...		10			4	40				6	3	3	50	3				
50	Chapter VIII (B), C, P. O., and Act IX of 1874.	Vagrancy and bad character.		951						2		77	976	143	813	85-25	800	50	20 withdrawn.	
51	Cognizable offences under the Act specified.	Offences against Gambling Act.		123		1	1	78			5	125	43	82	65-6	82	7	4 convicted of non-cognizable offence.		
52		Excise Laws...	1	951	12	2	7	73	1	1	11	11	967	72	894	92-54	882	10	1 died during trial.	
53		Opium Act ...		42			2	4-76		1	1	4	40	9	31	77-6	29	4		
54		Railway Laws...																		
55		Salt and Customs Laws.			43								3	45	3	42	93-33	42	1	
56	260, 277, 279, 280, 283, 285, 286, 289, 291 to 294, Section 34 of Act V of 1861, and any other Municipal or local laws.	Arms Act ...		104	2					5	3	14	104	18	86	82-19	70	14		
57		Public and local nuisances.	4	54			1	1-85			15	2	72	29	42	59-15	39	2	1 compounded.	
Total ...			5	2,283	14	3	15	-65		3	7	90	116	2,335	320	1,993	86-16	1,947	88	1 died during trial, 1 compounded, 20 withdrawn, 4 convicted of non-cognizable offence.
58	Other special and local laws cognizable by Police.	Offences against Forest Act.										1	1		1	100				
		Army Act...			5								5		5	100		5		
Total ...				5								1	6		6	100		5		
<b>GRAND TOTAL ...</b>			<b>68</b>	<b>11,991</b>	<b>159</b>	<b>246</b>	<b>359</b>	<b>2-99</b>	<b>4</b>	<b>157</b>	<b>399</b>	<b>1,110</b>	<b>11,471</b>	<b>3,526</b>	<b>7,744</b>	<b>68-71</b>	<b>7,300</b>	<b>1,723</b>	<b>5 died and 6 escaped before trial, 15 died, 4 escaped, 4 pardoned during trial, 142 compounded, 83 withdrawn, 2 mad, 119 convicted of non-cognizable offence.</b>	

( XIX )

Statement of explanations of discrepancies in Statement A, Part IV, between columns 11 and 19 of the year 1898 and columns 4 and 13 of the year 1899.

	1898.		1899.		Remarks.
	Column 11.	Column 19.	Column 4.	Column 13.	
Ahmednagar ...	38	70	36	70	(a) 20 accused transferred to His Highness the Nizam's Dominions. (b) 20 accused transferred to His Highness the Nizam's Dominions.
Khondesh ...	....	265	....	265	
Nasik ...	8	253	8	253	
Poona ...	....	83	....	83	
Patana ...	12	363	12	363	
Sholapur ...	30(a)	76	10(a)	76	
Total ...	55(b)	1,110	68(b)	1,110	

J. K. SPENCE,  
Commissioner, C. D.

STATEMENT A.

RETURN OF COGNIZABLE CRIME FOR THE YEAR 1899.—SOUTHERN DIVISION.

PART I.—Return of Cases instituted by Complaint to a Magistrate or by a Magistrate suo motu in the year 1899.

Serial Number.	Law under which punishable.	Offence.	Number remaining for disposal from previous year.	Number of complaints and cases instituted suo motu by a Magistrate.	Number of complaints dismissed after examining the complaint (Section 208 Criminal Procedure Code).	Number of cases referred for investigation to the Police.	Number otherwise investigated before issue of process.	Number dismissed after investigation under Section 203, Criminal Procedure Code.	Number of cases under investigation at the end of the year.	Number remaining for trial.	Number declared by a Court after trial never to have occurred or to be mistake of law or fact.	Number in which the Court held that a non-cognizable offence only was committed.	NUMBER OF COGNIZABLE OFFENCES COMMITTED THAT WERE TRIED.					Number of cognizable offences that were under investigation or trial at close of the year.	CASES			REMARKS.
													Ending in discharge or acquittal.	Ending in conviction.	Ending in discharge or acquittal.	Ending in conviction.	Percentage of convictions to total of Columns 15 and 16.		Compounded.	Withdrawn.	Died.	
1	2	3	4	5	6	7	8	9	9(a)	10	11	12	13	14	15	16	17	18	19	20	21	22
1	115 ... ..	Abetment of cognizable offence not committed, &c.	...	...	...	...	...	...	...	...	...	...	...	...	...	...	...	...	...	...	...	...
	117 ... ..	Abetting commission of cognizable offence by public, &c.	...	...	...	...	...	...	...	...	...	...	...	...	...	...	...	...	...	...	...	...
	118, 119 ... ..	Concealing design to commit cognizable offence, &c.	...	...	...	...	...	...	...	...	...	...	...	...	...	...	...	...	...	...	...	...
	Total ...			...	...	...	...	...	...	...	...	...	...	...	...	...	...	...	...	...	...	...
<p><b>CLASS I.—Offences against the State, Public Tranquillity, Safety and Justice.</b></p>																						
2	131 to 136, 138 ...	Offences relating to Army and Navy.	...	...	...	...	...	...	...	...	...	...	...	...	...	...	...	...	...	...	...	...
3	231 to 254 ... ..	Offences relating to coin	...	...	...	...	...	...	...	...	...	...	...	...	...	...	...	...	...	...	...	...
3a	255 to 263A ... ..	Offences relating to stamps	...	1	...	...	...	...	...	1	...	...	1	...	...	...	...	...	...	...	...	...
3b	467 and 471 ... ..	Offences relating to Government Promissory Notes.	...	...	...	...	...	...	...	...	...	...	...	...	...	...	...	...	...	...	...	...
3c	489A to 489D ... ..	Offences relating to Currency Notes and Bank Notes.	...	...	...	...	...	...	...	...	...	...	...	...	...	...	...	...	...	...	...	...
4	212, 216 and 216A. ...	Harbouring an offender	...	...	...	...	...	...	...	...	...	...	...	...	...	...	...	...	...	...	...	...
5	224, 225, 225B and 226.	Other offences against public justice.	1	3	...	1	...	...	...	4	...	...	1	2	...	1	100*	...	...	...	...	...
6	143 to 153, 157, 158, 159.	Rioting or unlawful assembly	3	44	8	19	3	11	5	28	...	2	15	4	5	1	16.66	6	1	1	...	
7	140, 170, 171 ... ..	Personating public servant or soldier.	...	...	...	...	...	...	...	...	...	...	...	...	...	...	...	...	...	...	...	...
Total ...			4	48	3	20	3	11	5	33	...	2	17	6	5	2	28.57	6	1	1	...	

CLASS II.—*Serious Offences against the Person.*

8																						
9																						
10	302, 303, 396	Murder ...	by thugs	...	...	...	...	...	...	...	...	...	...	...	...	...	...	...	...	...	...	
11			" dacoits	...	...	...	...	...	...	...	...	...	...	...	...	...	...	...	...	...	...	...
12			" robbers	...	...	...	...	...	...	...	...	...	...	...	...	...	...	...	...	...	...	...
13	307		" poison	...	...	...	...	...	...	...	...	...	...	...	...	...	...	...	...	...	...	
14	304, 308		Other murders	1	6	...	3	2	5	1	1	...	...	1	...	...	...	...	...	1	...	
15	307		Attempts at murder	...	1	...	...	...	...	...	...	...	...	1	...	...	...	...	...	...	...	
16	304, 308		Culpable homicide ...	...	1	...	...	...	...	...	...	...	...	1	...	...	...	...	...	1	...	
17	376		Ktaps by a person other than the husband.	1	7	...	6	...	4	1	3	...	...	3	...	...	...	...	...	1	...	
18	377		Unnatural offences ...	...	...	...	...	...	...	...	...	...	...	...	...	...	...	...	...	...	...	
19	317, 318		Exposure of infants or concealment of birth.	...	...	...	...	...	...	...	...	...	...	...	...	...	...	...	...	...	...	
20	305, 306, 309		Attempt at, and abetment of suicide.	...	3	...	8	...	...	...	3	...	...	...	1	2	66-66	...	...	...	...	
21	329, 331, 333		Grievous hurt for the purpose of extorting property or confession or deterring public servant.	...	...	...	...	...	...	...	...	...	...	...	...	...	...	...	...	...	...	
22	325, 326, 335		Grievous hurt ...	2	22	...	11	...	7	...	17	...	...	5	1	1	2	66-66	...	1	7	
23	329		Administering stupefying drugs to cause hurt.	...	...	...	...	...	...	...	...	...	...	...	...	...	...	...	...	...	...	
24	327, 330, 332		Hurt for purpose of extorting property or confession or deterring public servant.	...	9	1	2	1	2	1	5	...	...	4	1	...	...	...	...	1	...	
25	324		Hurt by dangerous weapon.	2	27	1	9	1	8	...	20	...	...	9	1	1	...	...	...	...	7	2
26	303 to 369		Kidnapping or abduction ...	1	9	1	5	...	5	...	4	...	...	3	...	1	...	...	...	...	...	
27	346 to 348		Wrongful confinement and restraint in secret or for purpose of extortion.	...	4	1	1	1	2	...	1	...	...	1	...	...	...	...	...	...	...	
28	372, 373		Selling, letting, or unlawfully obtaining a minor for prostitution.	...	...	...	...	...	...	...	...	...	...	...	...	...	...	...	...	...	...	
29	371		Habitually dealing in slaves.	...	...	...	...	...	...	...	...	...	...	...	...	...	...	...	...	...	...	
30	353, 354, 356, 357		Criminal force to public servant or woman, or an attempt to commit theft or wrongfully confine.	3	54	2	12	4	7	6	42	...	...	22	15	2	2	50	...	7	...	
31	304, 338		Rash or negligent act causing death or grievous hurt.	...	...	...	...	...	...	...	...	...	...	...	...	...	...	...	...	...	...	
			Total ...	10	143	6	51	9	40	9	98	...	...	49	18	6	6	50	...	12	14	2

CLASS III.—*Serious Offences against Person and Property, or against Property only.*

30	395, 397, 398		Dacoity	...	16	...	12	1	8	4	4	...	...	1	1	2	...	...	...	4	...
31	399, 403		Preparation and assembly for dacoity.	...	...	...	...	...	...	...	...	...	...	...	...	...	...	...	...	...	...
32	394, 397, 398		Lobbery with hurt. { by poisonous or stupefying drugs.	...	...	...	...	...	...	...	...	...	...	...	...	...	...	...	...	...	...
			Lobbery with hurt. { by other means.	...	...	...	...	...	...	...	...	...	...	...	...	...	...	...	...	...	...

One case which ended in conviction was wrongly shown in Column 18 in 1898. Column 4 of this is therefore blank.



STATEMENT A—continued.

Serial Number.	Law under which punishable.	Offence.	Number remaining for disposal from previous year.	Number of complaints and cases instituted suo motu by a Magistrate.	Number of complaints dismissed after examining the complainant (Section 203, Criminal Procedure Code).	Number of cases referred for investigation to the Police.	Number otherwise investigated before issue of process.	Number dismissed after investigation under Section 203, Criminal Procedure Code.	Number of cases under investigation at the end of the year.	Number remaining for trial.	Number declared by a Court after trial never to have occurred or to be mistaken of law or fact.	Number in which the Court held that a non-cognizable offence only was committed.	NUMBER OF COGNIZABLE OFFENCES COMMITTED THAT WERE TRIED.					Percentage of convictions to total of Columns 15 and 16.	Number of cognizable offences that were under investigation or trial at close of the year.	CASES			REMARKS.
													Not referred to the Police for investigation.		Referred to the Police for investigation.		Compounded.			Withdrawn.	Died.		
													Ending in discharge or acquittal.	Ending in conviction.	Ending in discharge or acquittal.	Ending in conviction.							
1	2	3	4	5	6	7	8	9	9 (a)	10	11	12	13	14	15	16	17	18	19	20	21	22	
<b>CLASS III.—Serious Offences against Person and Property, or against Property only—continued.</b>																							
33	392, 393...	Robbery	1	4	...	4	...	2	3	...	...	...	...	...	...	...	...	2	...	...	...		
		in dwelling house ...																					
		on the highway between sunset and sunrise ...		7	...	1	...	1	...	6	...	...	3	3	...	...	...	...	...	...	...		
		other robberies ...	9	16	...	21	1	20	3	2	...	...	2	...	...	...	...	2	...	...	...		
34	270, 281, 282, 430 to 433, 435 to 440.	Serious mischief and cognate offences	7	20	...	11	2	9	1	17	...	1	11	1	4	...	...	1	1	...	...		
35	428, 429...	Mischief by killing, poisoning, or maiming any animal.	1	18	...	7	1	6	...	13	...	1	7	4	2	...	...	...	...	...	...		
36	454, 455, 457 to 460	Lurking house-trespass or house-breaking with intent to commit an offence, or having made preparation for hurt	4	16	1	9	...	6	1	12	...	...	3	7	1	1	50	1	...	...	...		
37	449 to 452	House-trespass with view to commit an offence, or having made preparation for hurt	2	17	...	12	...	12	...	7	...	...	3	2	1	1	50	...	...	...	...		
38	412, 413...	Receiving stolen property by dacoity or habitually	...	...	...	...	...	...	...	...	...	...	...	...	...	...	...	...	...	...	...		
39	311, 400, 401	Belonging to gangs of thugs, dacoits, robbers, and thieves	...	...	...	...	...	...	...	...	...	...	...	...	...	...	...	...	...	...	...		
		<b>Total</b>	<b>24</b>	<b>114</b>	<b>1</b>	<b>77</b>	<b>5</b>	<b>64</b>	<b>12</b>	<b>61</b>	<b>...</b>	<b>2</b>	<b>30</b>	<b>18</b>	<b>10</b>	<b>2</b>	<b>16.66</b>	<b>12</b>	<b>1</b>	<b>...</b>	<b>...</b>		
<b>CLASS IV.—Minor Offences against the Person.</b>																							
40	341 to 344	Wrongful restraint and confinement	6	62	4	19	2	20	4	40	...	...	16	4	1	...	...	5	16	2	...		
41	336, 337	Rash act causing hurt or endangering life	...	1	...	...	...	...	...	1	...	...	...	...	...	...	...	1	...	...	...		
42	374	Compulsory labour	...	1	...	1	...	1	...	...	...	...	...	...	...	...	...	...	...	...	...		
		<b>Total</b>	<b>6</b>	<b>64</b>	<b>4</b>	<b>20</b>	<b>2</b>	<b>21</b>	<b>4</b>	<b>41</b>	<b>...</b>	<b>...</b>	<b>16</b>	<b>4</b>	<b>1</b>	<b>...</b>	<b>...</b>	<b>6</b>	<b>18</b>	<b>2</b>	<b>...</b>		



STATEMENT A.—(SOUTHERN DIVISION).

(RETURN OF COGNIZABLE CRIME FOR THE YEAR 1899.)

PART II.—Return of Persons concerned in Cases instituted by Complaint to a Magistrate or by a Magistrate suo motu.

Serial Number.	Law under which punishable.	Offence.	NUMBER OF PERSONS AGAINST WHOM PROCESS ISSUED.		NUMBER OF PERSONS		Number of persons appearing before Court (either personally or by Pleader).	Number concerned in cases pending at beginning of year.	Total before Courts.	Number discharged or acquitted.	Number convicted (including those ordered to give security for good behaviour).	Percentage of number convicted on total of Columns 11 and 12.	Number under trial at close of the year.	Persons in compounded cases.	Persons in cases withdrawn.	REMARKS.
			Warrant.	Summons.	Against whom warrant issued, but could not be executed.	Evading service of summons or not complying therewith, and whose attendance was not eventually obtained.										
1	2	3	4	5	6	7	8	9	10	11	12	13	14	15	16	17
1	115 ... ..	Abetment of cognizable offence not committed, &c. ... ..	...	...	...	...	...	...	...	...	...	...	...	...	...	...
	117 ... ..	Abetting commission of cognizable offence by public, &c. ... ..	...	...	...	...	...	...	...	...	...	...	...	...	...	...
	118, 119... ..	Concealing design to commit cognizable offence, &c. ... ..	...	...	...	...	...	...	...	...	...	...	...	...	...	...
	Total ...		...	...	...	...	...	...	...	...	...	...	...	...	...	...
CLASS I.—Offences against the State, Public Tranquillity, Safety, and Justice.																
2	131 to 136, 135... ..	Offences relating to Army and Navy ... ..	...	...	...	...	...	...	...	...	...	...	...	...	...	...
3	231 to 254 ... ..	Offences relating to coin... ..	...	...	...	...	...	...	...	...	...	...	...	...	...	...
3a	255 to 263A ... ..	Offences relating to stamps ... ..	...	1	...	...	1	...	1	1	...	...	...	...	...	
3b	467 and 471 ... ..	Offences relating to Government Promissory Notes... ..	...	...	...	...	...	...	...	...	...	...	...	...	...	
3c	489A to 489D ... ..	Offences relating to Currency Notes and Bank Notes ... ..	...	...	...	...	...	...	...	...	...	...	...	...	...	
4	212, 216 and 216A ... ..	Harbouring an offender ... ..	...	...	...	...	...	...	...	...	...	...	...	...	...	
5	224, 225, 225B and 226.	Other offences against public justice	6	...	...	...	6	1	7	1	6	...	...	...	...	
6	143 to 153, 157, 158, 159.	Rioting or unlawful assembly ... ..	176	72	14	7	227	22	249	180	38	...	21	...	10	
7	14 170, 171 ... ..	Personating public servant or soldier ... ..	...	...	...	...	...	...	...	...	...	...	...	...	...	
Total ...		...	182	73	14	7	234	23	257	182	44	19.46	21	...	10	

( 411 )

CLASS II.—Serious Offences against the Person.															
8															
9															
10	802, 306, 306	Murder ...	by thugs ...												
11			„ dacoits ...												
12			„ robbers ...												
13			„ poison ...												
14	307	Other murders ...													
15	304, 308	Attempts at murder...													
16	376	Culpable homicide ...													
17	377	Rape by a person other than the husband ...													
18	817, 318	Unnatural offences ...													
19	305, 306, 309	Exposure of infants or concealment of birth ...													
20	829, 331, 333	Attempt at, and abetment of, suicide ...													
21	825, 326, 335	Grievous hurt for the purpose of extorting property or confession or deterring public servant ...													
22	828	Grievous hurt ...													
23	327, 330, 333	Administering stupefying drugs to cause hurt ...													
24	334	Hurt for purpose of extorting property or confession or deterring public servant ...													
25	863 to 369	Hurt by dangerous weapon...													
26	340 to 348	Kidnapping or abduction ...													
27	372, 373	Wrongful confinement and restraint in secret or for purpose of extortion ...													
28	371	Selling, letting, or unlawfully obtaining a minor for prostitution ...													
29	353, 354, 356, 357	Habitually dealing in slaves ...													
30	304 A, 333	Criminal force to public servant or woman, or an attempt to commit theft or wrongfully confine ...													
31		Rash or negligent act causing death or grievous hurt ...													
Total			102	133	1	1	233	6	238	154	41	21.02	5	34	4
CLASS III.—Serious Offences against Person and Property, or against Property only.															
32	395, 397, 398	Dacoity ...													
33	399, 403	Preparation and assembly for dacoity ...													
34	394, 397, 398	Robbery with ...													
35	392, 393	Robbery ...													
36	270, 281, 282, 430 & 433, 435 to 440.	Serious mischief and cognate offences ...													
37	428, 429	Mischief by killing, poisoning, or maiming any animal ...													

Column 9 of this is blank, because 1 person was wrongly shown as pending in Column 14 of the statement for 1898 by Bijapur, although he was convicted during that year.

STATEMENT A—continued.

Serial Number.	Law under which punishable.	Offence.	NUMBER OF PERSONS AGAINST WHOM PROCESS ISSUED.		NUMBER OF PERSONS		Number of persons appearing before Court (either personally or by Pleader).	Number concerned in cases pending at beginning of year.	Total before Courts.	Number discharged or acquitted.	Number convicted (including those ordered to give security for good behaviour).	Percentage of number convicted on total of Columns 11 and 12.	Number under trial at close of the year.	Persons in compound cases.	Persons in cases withdrawn.	REMARKS.
			WARRANT.	SUMMONS.	Against whom warrant issued, but could not be executed.	Evading service of summons or not complying therewith, and whose attendance was not eventually obtained.										
1	2	3	4	5	6	7	8	9	10	11	12	13	14	15	16	17
<i>CLASS III.—Serious Offences against Person and Property, or against Property only—continued.</i>																
36	454, 455, 457 to 460	Lurking house-trespass or house-breaking with intent to commit an offence, or having made preparation for hurt...	15	4	...	...	19	2	21	9	12	...	...	...	...	In Column 14 in 1895 there was one person under trial. In Column 9 of this statement 3 persons are shown, as the Dharwar Return gave 1 person concerned in a case in Column IX (c) of Statement A, Part I.
37	449 to 452	House-trespass with view to commit an offence, or having made preparation for hurt...	15	4	...	...	19	...	19	14	5	...	...	...	...	
38	412, 413	Receiving stolen property by dacoity or habitually...	...	...	...	...	...	...	...	...	...	...	...	...	...	
39	311, 400, 401	Belonging to gangs of thugs, dacoits, robbers, and thieves...	...	...	...	...	...	...	...	...	...	...	...	...	...	
Total ...			111	44	5	...	150	6	156	114	34	22.97	6	2	...	
<i>CLASS IV.—Minor Offences against the Person.</i>																
40	341 to 344	Wrongful restraint and confinement...	6	76	...	2	80	4	84	32	7	...	3	41	1	The above remark applies as regards 5 persons.
41	336, 337	Rash act causing hurt or endangering life...	...	2	...	...	2	...	2	...	...	...	2	...	...	
42	874	Compulsory labour...	...	...	...	...	...	...	...	...	...	...	...	...	...	
Total ...			6	78	...	2	82	4	86	32	7	17.94	5	41	1	
<i>CLASS V.—Minor Offences against Property.</i>																
43	453, 456	Lurking house-trespass or house-breaking ... of cattle ...	8	1	6	...	3	5	8	8	...	...	...	...	...	Do. do. 2 do. Do. do. 2 do.
44	379 to 382	Theft... ordinary ...	32	...	2	...	30	...	30	23	7	...	...	...	...	
45	406 to 408	Criminal breach of trust ...	94	9	4	...	99	6	105	70	26	...	9	...	...	
45a	409	Criminal breach of trust by public servant or by banker, &c.	6	2	1	...	7	2	9	3	3	...	3	...	...	
46	411, 414	Receiving stolen property ...	24	...	...	...	24	...	24	13	11	...	...	...	...	
46d	419, 420	Cheating ...	19	2	...	...	21	...	21	9	4	...	8	...	...	
47	447, 448	Criminal or house-trespass...	73	521	1	15	578	23	601	216	78	...	24	272	11	
48	461, 462	Breaking closed receptacle ...	...	2	...	...	2	...	2	2	...	...	...	...	...	
Total ...			614	576	39	16	1,135	55	1,190	600	248	29.24	59	272	11	

B 581-15 ap

CLASS VI.—Other Offences not specified above.																		
49	295 to 297 ...	Offences against religion ...	2	18	...	1	19	...	19	17	2	...	...	...	...			
50	Cases under Chapter VIII (B), C. P. C., and Act IX of 1874.	Vagrancy and bad character ...	23	88	...	1	110	10	120	51	66	...	1	...	2	Do.	do	do.
51	Cognizable offences under the Act specified opposite.	Offences against Gambling Act ...	...	...	...	...	...	...	...	...	...	...	...	...	...			
52		Excise Laws ...	21	76	...	...	97	9	106	18	79	...	9	...	...			
53		Opium Act ...	1	...	...	...	1	...	1	...	1	...	...	...	...			
54		Railway Laws ...	...	...	...	...	...	...	...	...	...	...	...	...	...			
55		Salt and Customs Laws ...	178	39	...	...	396	...	396	15	380	...	1	...	...			
56		Arms Act, 1878 (XI of 1878) ...	5	...	...	...	5	...	5	1	4	...	...	...	...			
57	269, 277, 279, 280, 283, 285, 286, 289, 291 to 294, Section 34 of Act V of 1861, and offences under any other Municipal or local laws.	Public and local nuisances ...	5	24	...	...	29	...	29	18	5	...	...	...	6			
		Total ...	235	245	...	2	657	19	676	120	537	6173	11	...	8	179	do.	do.
58	Offences under other special and local laws declared to be cognizable. (Detail.)	Offences against Forest Act ...	26	857	...	6	942	18	960	267	670	...	12	...	10	1 died; 65 were arrested by the Forest Department.		
		Registration Act ...	2	3	...	...	5	...	5	...	3	...	2	...	...			
		Village Police Act ...	...	34	...	...	34	...	34	1	33	...	...	...	...			
		Municipal Act ...	...	13	...	...	13	...	13	10	3	...	...	...	...			
		Indian Merchant Shipping Act ...	1	...	...	...	1	...	1	...	1	...	...	...	...			
		District Police Act, IV of 1890.	1	5	...	...	6	...	6	...	6	...	...	...	...			
		Total ...	30	912	...	6	1,001	18	1,019	273	716	...	14	...	10	1 died.		
		GRAND TOTAL...	1,230	2,061	59	34	*3,492	†130	‡3,622	1,480	1,627	5236	121	349	44	1 died. * 244 were arrested by the Forest and Salt Departments and therefore do not appear in Column 4 or 5.		

\* In Column 4 last year the number was 114; for the excess of 16 see remark column.

† Includes 244 persons who appeared before the Courts on arrest by the Forest and Salt Departments.

A. F. WOODBURN,  
Acting Commissioner, S. D.







STATEMENT

(Return of Cognizable Crime for

PART III.—Return of Cases reported at a Police Station,

Serial Number.	Law under which punishable.	Offence.	Cases originally reported at a Police Station or taken up on suspicion by the Police, pending under Police investigation from 1898.	REPORTED DURING THE YEAR.				Percentage of cases investigated at cases on report (Column 6) to total.	Cases taken up by Station Officer otherwise than upon report.	Total of cases investigated by the Police (i.e., of Columns 4, 6 and 10).	NOT SENT TO MAGISTRATE (ACCUSED, IF ANY, RELEASED UNDER SECTION 189, CRIMINAL PROCEDURE CODE).				
				Upon the report.	Under magistrate's order after investigation had been refused by the Police.	Not investigated.	Total.				In which the Magistrate ordered case to be struck off as false, mis-taken, or non-cognizable.	In which no such order was passed, but the case was not tried by Magistrate.	In which Magistrate sent for the accused and tried the case.		
1	2	3	4	5	6	7	8	9	10	11	12	13	14	15	16
<b>CLASS IV.—Minor Offences against the Person.</b>															
40	341 to 344 ...	Wrongful restraint and confinement ...	5	86	...	1	87	97.39	2	49	26	...	...	1	...
41	336, 387 ...	Rash act causing hurt or endangering life.	2	15	...	...	15	100.0	2	19	5	...	...	...	...
42	374... ..	Compulsory labour ... ..	...	...	...	...	...	...	...	...	...	...	...	...	...
		<b>Total ...</b>	<b>7</b>	<b>51</b>	<b>...</b>	<b>1</b>	<b>52</b>	<b>98.07</b>	<b>4</b>	<b>62</b>	<b>31</b>	<b>...</b>	<b>...</b>	<b>1</b>	<b>...</b>
<b>CLASS V.—Minor Offences against Property.</b>															
43	453, 456 ...	Lurking house-trespass or house-breaking.	11	85	...	...	85	100.0	1	97	9	...	...	...	...
44	379 to 383 ...	Theft ... of cattle ... ..	13	184	...	5	199	98.40	3	150	66	...	1	2	...
45	406 to 408 ...	Criminal breach of trust ... ..	166	1,700	...	40	1,750	97.48	77	1,943	698	...	1	42	...
45a	409 ... ..	Criminal breach of trust by public servant or by banker, &c.	7	101	...	7	109	92.08	6	115	81	...	...	6	...
46	411, 414 ...	Receiving stolen property ... ..	...	8	...	...	8	100.0	...	8	...	...	...	...	...
46a	419, 420 ...	Cheating ... ..	6	80	...	...	80	100.0	14	100	2	...	1	...	...
47	447, 448 ...	Criminal or house-trespass ... ..	...	19	...	...	19	100.0	1	20	8	...	...	...	...
48	461, 462 ...	Breaking closed receptacle ... ..	11	195	...	1	197	98.98	4	211	149	...	6	1	8
		<b>Total ...</b>	<b>206</b>	<b>2,398</b>	<b>6</b>	<b>54</b>	<b>2,458</b>	<b>97.55</b>	<b>110</b>	<b>2,720</b>	<b>1,004</b>	<b>7</b>	<b>15</b>	<b>53</b>	<b>...</b>
<b>CLASS VI.—Other Offences not specified above.</b>															
49	295 to 297 ...	Offences against religion ... ..	1	6	...	...	6	100.0	...	7	...	...	...	1	...
50	Cases under Chapter VIII (B), C. P. C., and Act IX of 1874.	Vagrancy and bad character ... ..	...	...	...	...	...	...	674	574	...	...	...	...	...
51	Cognizable offences under the Act specified opposite.	Offences against Gambling Act ... ..	...	...	...	...	...	...	2	2	...	...	...	...	...
52		Excise Laws ... ..	4	141	...	2	148	98.60	59	206	9	...	...	3	...
53		Opium Act ... ..	...	1	...	...	1	100.0	...	1	...	...	...	...	...
54		Railway Laws ... ..	...	...	...	...	...	...	...	...	...	...	...	...	...
55		Salt and Custom Laws, Arms Act, 1878 (XI of 1878).	...	1	20	...	...	20	100.0	37	58	3	...	...	1
56		...	3	22	...	...	23	100.0	47	72	...	...	...	...	...
57	280, 277, 279, 280, 283, 285, 286, 280, 291 to 294, Section 34 of Act V of 1861, and offences under any other municipal or local laws.	Public and local nuisances... ..	1	32	...	3	35	91.42	4	37	12	...	...	1	...
		<b>Total ...</b>	<b>10</b>	<b>323</b>	<b>2</b>	<b>2</b>	<b>327</b>	<b>97.79</b>	<b>723</b>	<b>957</b>	<b>24</b>	<b>...</b>	<b>1</b>	<b>4</b>	<b>...</b>
58	Offences under other special and local laws declared to be cognizable.	Offences against Forest Act ... ..	11	7	...	...	7	100.0	2	20	7	...	...	...	...
		Registration Act ... ..	...	2	...	...	2	100.0	...	2	...	...	...	...	...
		<b>Total ...</b>	<b>11</b>	<b>9</b>	<b>...</b>	<b>...</b>	<b>9</b>	<b>100.0</b>	<b>2</b>	<b>22</b>	<b>7</b>	<b>...</b>	<b>...</b>	<b>...</b>	<b>...</b>
		<b>GRAND TOTAL ...</b>	<b>1,538</b>	<b>4,886</b>	<b>16</b>	<b>72</b>	<b>5,024</b>	<b>98.24</b>	<b>956</b>	<b>6,436</b>	<b>1,651</b>	<b>8</b>	<b>19</b>	<b>81</b>	<b>2</b>

† For an increase of 15 cases in Column 4 of this statement over the total of Columns 10+13+ Final Reports of statement for 1898, vide explanation given on page 1x.

A—continued.

the year 1899, Southern Division)—continued.

or taken up by the Police, in the year 1899—continued.

17	18	19	20	21	22	23	24	25	26	27	CASES.				29	
											Compounded.	In which prosecution was withdrawn.	In which the accused persons died.	In which the accused in the lunatic of the accused.		
1	1	13	1	13	5	2	28'59	63	...	...	...	...	...	...	...	...
...	1	13	...	18	6	2	80'0	...	...	1	...	...	...	...	...	...
...	...	...	...	...	...	...	...	...	...	...	...	...	...	...	...	...
1	2	25	1	26	11	4	26'06	9	2	3	2	7	1	...	...	...
73	2	8	...	8	5	2	28'57	5	...	1	5	...	...	...	...	...
9	4	58	1	59	19	37	68'07	15	...	2	0	...	...	...	...	...
219	71	710	20	740	184	573	75'69	169	...	31	130	...	...	...	...	...
...	...	85	...	85	10	22	68'75	9	...	3	...	...	...	...	...	...
...	...	2	1	2	2	...	...	1	...	1	1	...	...	...	...	...
1	1	94	1	95	9	80	89'83	8	...	6	1	...	...	...	...	...
...	1	10	...	10	2	8	80'0	2	...	...	1	...	...	...	...	...
...	1	47	...	47	24	16	49'0	22	...	...	4	...	...	...	...	...
32	4	28	1	29	8	15	65'21	7	...	6	6	...	...	...	...	...
338	86	1,032	24	1,076	263	753	74'11	128	4	52	164	6	8	1	...	...
...	...	4	1	5	1	4	80'0	1	1	...	2	...	...	...	...	...
...	...	574	45	619	163	349	84'39	19	...	70	...	...	7	...	...	...
...	...	2	...	2	...	2	100'0	...	...	...	...	...	...	...	...	...
...	10	173	4	183	37	143	84'11	25	...	12	7	...	...	...	...	...
...	...	...	...	...	...	...	...	...	...	...	...	...	...	...	...	...
1	1	52	...	52	5	47	93'78	5	...	...	...	...	...	...	...	...
8	1	65	4	69	14	81	78'46	10	...	4	...	...	...	...	...	...
3	1	24	1	25	5	9	61'28	3	...	1	6	...	...	...	...	...
10	12	889	56	945	245	603	71'17	63	1	87	18	...	7	...	...	...
2	...	10	1	11	2	8	80'0	2	...	1	1	...	...	...	...	...
...	...	2	...	2	...	1	100'0	...	...	1	...	...	...	...	...	...
2	...	17	1	18	2	9	81'81	2	...	2	1	...	...	...	...	...
1,180	278	2,816	167	2,015	601	1,875	69'83	400	20	308	208	42	14	67	4	1

\* 1 died before trial.

† 1 died before trial.

A. F. WOODBURN,  
Acting Commissioner, S. D.

EXPLANATION OF DISCREPANCIES IN THE VARIOUS CLASSES IN STATEMENT A, PART III (COLUMN IV) FOR 1899 AS COMPARED WITH THE STATEMENT FOR 1898 (COLUMNS XVI+XVIII+CASES IN WHICH FINAL REPORTS WERE SENT, BUT NO ORDER HAD BEEN RECEIVED).

Class I—		Column IV, 1899	...	...	...	...	13
		Columns 16+18+Final reports, 1898	...	...	...	...	9
						Excess	3
Add—		3 undetected cases of previous years disposed of in 1899.					
		1 case transferred to this class from Class IV.					
							+3
Class II—		Column IV, 1899	...	...	...	...	64
		Columns 16+18+Final reports, 1898	...	...	...	...	58
						Excess	6
Add—		3 undetected cases of previous years disposed of in 1899.					
		3 cases transferred to this class from Class III.					
							+6
Class III—		Column IV, 1899	...	...	...	...	218
		Columns 16+18+Final reports, 1898	...	...	...	...	181
						Excess	37
Add—		9 undetected cases of previous years disposed of in 1899.					
		31 cases transferred to this class from Class V, as they were cases of house-breaking and theft wrongly entered in Class V.					
							40
Deduct—		3					
							+37
Class IV—		Column IV 1899	...	...	...	...	7
		Columns 16+18+Final reports, 1898	...	...	...	...	8
						Decrease	1
Add		2 cases transferred to this class from Class V.					
Deduct—		1 case transferred from this class to Class I.					
		2 cases transferred from the Bijapur District to His Highness the Nizam's Territory.					
							-1
Class V—		Column IV, 1899	...	...	...	...	208
		Columns 16+18+Final reports, 1898	...	...	...	...	238
						Decrease	30
Add		4 undetected cases of previous year disposed of in 1899.					
Deduct—		1 case transferred from the Ratnagiri District to Bombay.					
		31 cases transferred from this to Class III.					
		2 cases transferred from this to Class IV.					
							-30
Class VI—		Column IV, 1899	...	...	...	...	21
		Columns 16+18+Final reports, 1898	...	...	...	...	21
							0
Add		1 undetected case of previous years disposed of in 1899.					
Deduct		1 case transferred to His Highness the Nizam's Dominions.					
Grand Total under all classes—		Columns 16+18+Final reports, 1899	...	...	...	...	513
		Column IV, 1899	...	...	...	...	528
						Increase	15

( lxiii )

---

STATEMENT A—PART IV—SOUTHERN DIVISION.

---





STATEMENT A—continued.

Serial Number.	Law under which punishable.	Offence.	Persons in Police custody, or on bail under Section 176, Criminal Procedure Code, at beginning of year as concerned in cases reported to or in cases taken up by the Police.	Persons arrested by the Police	Upon the report or other information.	Under Magistrate's order after investigation has been refused by the Police or the Police has reported the charge to be false.	Persons not arrested because absconded (in cases occurring during the year).	Persons released by the Station Officer under Section 102, and not required to appear by Magistrate	Percentage of Column 8 to Column 5.	Persons released by the Magistrate's order before trial.	Persons on bail or still in Police custody at close of year.	Persons appearing under order of the Magistrate	Persons whose cases were under trial before the Courts at beginning of year.	Total number of persons tried.	Number convicted (including those ordered to give security for good behaviour).	Percentage of number convicted on total of Columns 15 and 16.	Number of persons convicted who has been arrested by the Police on report or information (Column 5).	Number under trial at close of the year.	Persons concerned in cases compounded.	Persons concerned in cases withdrawn.	Persons died.	Persons became lunatic.	Persons escaped.	Approver.	REMARKS.	
1	2	3	4	5	6	7	8	9	10	11	12	13	14	15	16	17	18	19	20	21	22	23	24	25	26	
<i>Class VI.—Other Offences not specified above.</i>																										
49	295 to 297 ...	Offences against religion ...	...	6	...	...	...	...	...	...	...	1	2	7	1	85.71	5	...	...	...	...	...	...	...	...	...
50	Cases under Chapter VIII (B), C. P. C., and Act IX of 1874.	Vagrancy and bad character ...	...	543	...	...	...	...	...	...	...	32	45	546	193	64.39	313	70	...	...	...	...	...	...	...	
51	Cognizable offences under the Act specified opposite.	Offences against Gambling Act ...	...	20	...	...	...	...	...	...	...	...	...	20	1	95.00	10	...	...	...	...	...	...	...	...	
52		Excise Laws ...	...	244	11	...	7	2.86	...	...	...	...	11	2.9	46	79.82	179	17	...	...	...	...	...	...	...	
53		Opium Laws ...	...	2	...	...	1	50.00	...	...	...	...	...	...	...	...	...	...	...	...	...	...	...	...	...	...
54		Railway Laws ...	...	...	...	...	...	...	...	...	...	...	...	...	...	...	...	...	...	...	...	...	...	...	...	...
55		Salt and Custom Laws.	...	...	73	2	...	2	2.73	...	...	...	...	...	14	59	80.55	58	...	...	...	...	...	...	...	...
56	Arms Act, 1878, (XI of 1878).	...	...	68	2	...	...	...	...	...	...	...	4	69	16	76.89	53	4	...	...	(m)1	...	...	...	(m) died before trial.	
57	269, 277, 279, 280, 283, 285, 286, 289, 291 to 293, Section 34 of Act V of 1881, and offences under any other Municipal or local laws.	Public and local nuisances ...	...	26	...	...	...	...	...	...	...	1	1	23	12	78.2	11	5	...	...	...	...	...	...	...	
Total ...			...	981	15	...	10	1.01	...	16	84	63	969	283	678	70.5	637	97	...	9	(n)1	...	...	...	(n) do.	
58	Offences under other special and local laws declared to be cognizable. (Detail).	Offences against Forest Act ...	...	23	...	...	...	...	...	...	...	...	1	20	2	90.00	18	4	...	...	...	...	...	...	...	
	Registration Act ...	...	...	4	...	...	1	...	...	...	...	1	...	3	...	...	20	5	...	...	...	...	...	...	...	
	...	...	...	27	...	...	1	3.70	...	...	...	1	1	23	2	91.3	3,048	784	69	30	(o)16	4	(p)1	7	(o) 9 died before trial. (p) escaped before trial.	
GRAND TOTAL ...			59	5,806	838	7	118	2.03	8	136	286	405	5,638	2,445	3,276	57.26	3,048	784	69	30	(o)16	4	(p)1	7	(o) 9 died before trial. (p) escaped before trial.	

A. F. WOODBURN,  
Acting Commissioner, S. D.

STATEMENT B.

Return of Non-Cognizable Crime for the Bombay Presidency Proper, for the year 1891.

Part I.—Return of Non-Cognizable Cases.

Table with 18 columns: Serial Number, Law under which punishable, Offence, Pending at beginning of year (With Police, Otherwise under investigation, Under trial), Instituted by complaint during the year, Taken up by Magistrate of his own motion or upon information from the Police, Referred to Police for investigation, Total for disposal, Number dismissed without trial, Ending in discharge or acquittal, Ending in conviction, Under investigation (With Police, Otherwise under investigation, Under trial), Number declared by Court never to have occurred, Number in which the Court held that a conviction should have been entered, Compounded, withdrawn, &c.





STATEMENT B.

Return of Non-Cognizable Crime for the year 1899 for the Bombay Presidency Proper.

Part II.—Return of Persons concerned in Non-Cognizable Cases.

Table with 15 columns: Serial Number, Law under which punishable, Description of Crime, Persons concerned in cases pending at beginning of the year, Persons against whom process issued (On complaint, On Magistrate's own motion or information from the Police), Persons not arrested because absconded or evading or not complying with summons during the year, Appeared before the Courts, Persons discharged after appearance without trial, Persons varied (Acquitted or discharged, Convicted), Percentage of number convicted to number against whom process issued, Persons under trial at close of the year, Committed to prison, escaped, &c., before appearance in Court, Persons committed to prison, escaped, &c., after appearance in Court, Arrested without issue of process, Arrested by other Departments.

STATEMENT B—continued.

Return of Non-Cognizable Crimes for the year 1899 for the Bombay Presidency Proper—continued.

Part II.—Return of Persons concerned in Non-Cognizable Cases—continued.

Main table with columns: Serial Number, Law under which punishable, Description of Crime, Persons concerned in cases pending at beginning of the year, Persons against whom process issued, Appeared before the Courts, Persons discharged after appearance without trial, Persons tried (Acquitted or discharged, Convicted), Percentage of number convicted to number against whom process issued, Persons under trial at close of the year, Compounded, withdrawn, escaped, died, &c., before appearance in Court, Compounded, withdrawn, escaped, died, &c., after appearance in Court, Appeared without issue of process, Arrested by other Departments, Remarks.

Statement explaining the Difference between Columns 7 and 13 of 1898, and 6 in Statement B, Part II, for 1899.

Summary table with columns: Division, 1899 (Column 7, Column 13), Total of Columns 7 and 13, 1899 (Column 6), Difference, Remarks.

By order,

C. A. B. BEATTY,

Personal Assistant to the Inspector-General of Police.



STATEMENT B—continued.

Return of Non-Cognisable Crime for the year 1899 for the Northern Division—continued.

Part I.—Return of Non-Cognisable Cases—continued.

Serial Number.	Law under which punishable.	Description of Crime.	PENDING AT BEGINNING OF YEAR.			Instituted by complaint during the year.	Taken up by the Magistrate of his own motion or upon information from the Police.	Referred to Police for investigation.	Total for disposal (i.e., total of Columns IV to VIII).	Number dismissed without trial.	NUMBER TRIED.		NUMBER OF CASES PENDING AT CLOSE OF THE YEAR.			Number declared by Court never to have occurred or to be mistakes of law or fact.	Number in which the Court held that a cognizable offence was committed.	Number of cases compounded, withdrawn, &c.	REMARKS.
			With the Police.	Otherwise under investigation.	Under trial.						Ending in discharge or acquittal.	Ending in conviction.	With the Police.	Otherwise under investigation.	Under trial.				
1	2	3	4	5	6	7	8	9	10	11	12	13	14	15	16	17	18	19	20
Offences under other special or local laws not cognisable by the Police.																			
<i>India Acts.</i>																			
1	XIX of 1838, Coasting Vessels Act...					4			4			4							
2	XIII of 1859, Artificers' Act ...		12			30			42	9		2			11				20
3	XXV of 1867, Printing Press Act ...					1			1			1							
4	VII of 1870, Court Fees Act...					1			1			1							
5	I of 1871, Cattle Trespass Act ...				4	328	1	832	37	86	23	1			8				177
6	VI of 1878, Treasure Trove Act ...				1	1		2			1				1				
7	VII of 1878, Forest Act ...		8		6	156		148	2	9	148				2				2
8	VIII of 1878, Customs Act ...					1		1											1
9	I of 1879, Stamps Act...					4		4			3								1
10	VII of 1880, Merchant Shipping Act ...					1		1		1									
11	VI of 1882, Indian Companies Act ...					41		41			19								23
12	I of 1889, Metal Tokens Act ...					4		4			4								
13	XIII of 1889, Cantonment Act ...					3		3			8								
14	IX of 1890, Railway Act ...				1	59		60	2	8	40				1				* Was omitted to be shown in the previous year's return by the District Magistrate, Thane.
15	V of 1899, Criminal Procedure Code ...					3		3			3								
16	II of 1899, Stamps Act ...					16		16			13								3
<i>Dombay Acts.</i>																			
1	VI of 1863, Conveyance Act ...				1	840	18	859		15	334				3				7
2	VII of 1867, District Police Act ...				2	393	19	347	4	2	332				8				1
3	VIII of 1867, Village Police Act ...					384		364		48	298				4				13
4	II of 1868, Ferry Act ...					7		7		6	1								
5	VI of 1878 & II of 1884, District Municipal Act ...		2,571	64,477	68,703	26		135,777	22,120	3,733	23,418		3,123	49,057					34,326
6	III of 1878, Tolls Act ...					1		1											1
7	V of 1878, A'bkari Act...					5	1	6		2	4								
8	V of 1879, Land Revenue Code ...		2	† 2	124			128		30	98								
9	IV of 1887, Gambling Act ...					2	12	14			14								
10	I of 1890, Village Sanitation Act ...					59		59		3	56								
11	IV of 1890, District Police Act ...		5	145	729	446		1,825	20	223	1,012			20					45
12	II of 1891, Boiler Inspection Act ...					3		3		2	1								
Total ...			2,593	64,036	71,322	515	1	139,068	22,194	4,173	25,842		3,124	49,116					34,620
GRAND TOTAL ...			7	2,626	64,922	81,280	746	108	149,651	22,995	6,234	26,753	1	3,147	49,393				41,028

F. S. P. LELY, Commissioner, N. D.

STATEMENT B.

(RETURN OF NON-COGNIZABLE CRIME FOR THE YEAR 1899, FOR THE NORTHERN DIVISION.)

Part II.—Return of Persons concerned in Non-Cognizable Cases.

Table with 15 columns: Serial Number, Law under which punishable, Description of Crime, Persons concerned in cases pending at beginning of the year, Persons against whom process had issued, Person against whom process issued (On complaint, On Magistrate's own motion, or information from the Police, Persons not arrested because absconded or evading or not complying with summons during the year, also those against whom process were outstanding at end of the year), Appeared before the Courts, Persons discharged after appearance without trial, Persons tried (Acquitted or discharged, Convicted), Percentage of persons convicted to number against whom process issued (columns 6 and 7), Persons under trial at close of the year, Persons concerned in cases completed, withdrawn, dismissed, died, &c., After appearance, Before appearance.

Remarks

ACCOMPANIMENT TO STATEMENT B—continued.

(RETURN OF NON-COGNIZABLE CRIME FOR THE YEAR 1899, FOR THE NORTHERN DIVISION)—continued.

Part II.—Return of Persons concerned in Non-Cognizable Cases—continued.

Serial Number.	Law under which punishable.	Description of Crime.	Persons concerned in cases pending at beginning of the year (viz., under trial or against whom process had issued).	PERSON AGAINST WHOM PROCESS ISSUED.		Persons not arrested because absconded or evading or not complying with summons during the year; also those against whom processes were outstanding at end of the year.	Appeared before the Courts.	Persons discharged after appearance without trial.	PERSONS TRIED.		Percentage of number convicted to number against whom process issued (Columns 8 and 9).	Persons under trial at close of the year.	PERSONS CONCERNED IN CASES COMPOUNDED, WITHDRAWN, DISCHARGED, DIED, &c.		REMARKS.
				On complaint.	On Magistrate's own motion or information from the Police.				Acquitted or discharged.	Convicted.			After appearance.	Before appearance.	
1	2	3	4	5	6	7	8	9	10	11	12	13	14	15	16
OFFENCES UNDER OTHER SPECIAL OR LOCAL LAWS NOT COGNIZABLE BY THE POLICE.															
<i>India Acts.</i>															
1	I of 1871, Cattle Trespass Act ... ..		53	935	...	.....	909	160	298	105	11.23	16	335	79	
2	VII of 1878, Forest Act ... ..		16	376	...	5	387	5	26	844	91.49	10	2	...	
3	IX of 1890, Railways Act ... ..		(a) 1	69	3	.....	73	2	9	61	84.72	1	...	...	(a) The District Magistrate, Thana, had not shown persons under this Act in the previous year's statement, and hence the discrepancy of 1 in column 4.
4	II of 1899, Stamp Act ... ..		...	16	...	.....	13	...	...	13	81.28	...	...	3	
5	XIII of 1859, Artificers Act ... ..		48	72	...	.....	120	19	18	4	5.55	47	82	...	
6	VIII of 1878, Customs Act ... ..		...	1	...	.....	1	...	...	...	...	...	1	...	
7	VI of 1878, Treasure Trove Act ... ..		2	1	...	.....	3	...	...	2	100.00	1	...	...	
8	VII of 1880, Merchant Shipping Act ... ..		...	5	...	.....	5	...	5	...	...	...	...	...	
9	XIX of 1839, Coasting Vessels Act ... ..		...	4	...	.....	4	...	...	4	100.00	...	...	...	
10	II of 1868, Ferry Act ... ..		...	20	...	.....	20	...	18	2	10.00	...	...	...	
11	III of 1875, Toll Act ... ..		...	8	...	.....	3	...	...	...	...	...	3	...	
12	V of 1888, Criminal Procedure Code ... ..		...	8	...	.....	3	...	...	3	100.00	...	...	...	
13	VII of 1870, Court-Fees Act ... ..		...	1	...	.....	1	...	...	1	100.00	...	...	...	
14	VI of 1862, Companies Act ... ..		...	254	...	.....	128	...	4	87	84.25	...	37	128	
15	XIII of 1889, Cantonment Act ... ..		...	3	...	.....	3	...	...	3	100.00	...	...	...	
16	I of 1869, Metal Tokens Act ... ..		...	4	...	.....	4	...	...	4	100.00	...	...	...	
17	XXV of 1867, Printing Press Act ... ..		...	1	...	.....	1	...	...	1	100.00	...	...	...	
18	I of 1879, Stamps Act ... ..		...	4	...	.....	4	1	...	3	75.00	...	...	...	
<i>Bombay Acts.</i>															
19	VII of 1867, District Police Act ... ..		5	357	...	1	361	2	10	340	95.23	8	1	...	
20	V of 1879, Land Revenue Code ... ..		8	237	...	.....	243	...	43	197	83.12	...	...	...	
21	IV of 1890, District Police Act ... ..		161	627	513	.....	1,501	20	384	1,076	80.03	27	44	...	
22	VI of 1863, Public Conveyance Act ... ..		1	225	139	.....	380	...	31	334	91.75	3	2	5	
23	VIII of 1867, Village Police Act ... ..		...	315	103	.....	449	...	70	345	82.53	9	25	...	*31 appeared without the issue of processes.
24	I of 1889, Village Sanitation Act ... ..		...	56	2	.....	160	...	8	57	98.24	...	...	...	†2 do.
25	II of 1891, Boiler Inspection Act ... ..		...	3	...	.....	3	...	2	1	33.33	...	...	...	
26	IV of 1897, Gambling Act... ..		...	...	223	.....	223	...	9	181	67.71	...	64	...	
27	V of 1878, A'bkari Act ... ..		...	6	1	.....	7	...	2	5	71.43	...	...	...	
28	VI of 1873 and II of 1884, District Municipal Acts ... ..		65,162	66,133	26	773	124,878	22,620	4,263	23,434	35.42	48,955	25,636	5,671	
		Total ...	66,462	60,131	1,010	778	1129,764	22,729	5,149	26,577	37.46	49,077	26,232	5,884	
		GRAND TOTAL ...	66,613	92,869	1,653	841	1153,400	26,551	10,423	26,187	29.61	49,651	37,583	7,847	133 do.

F. S. P. LELY,  
Commissioner, N. D.

( lxxv )

---

STATEMENT B—PART I—CENTRAL DIVISION.

---



STATEMENT B.

(RETURN OF NON-COGNIZABLE CRIME FOR THE YEAR 1899, IN THE CENTRAL DIVISION.)

PART I.—Return of Non-Cognizable Cases.

Serial Number.	Law under which punishable.	Offence.	PENDING AT BEGINNING OF YEAR.			Instituted by complaint during the year.	Taken up by the Magistrate of his own motion or upon information from the Police.	Referred to Police for Investigation	Total for disposal (i.e., total of Columns 4 to 8).	Number dismissed without trial.	NUMBER TRIED.		NUMBER OF CASES PENDING AT CLOSE OF THE YEAR.			Number declared by Court never to have occurred or to be mistake of law or fact.	Number in which the Court held that a cognizable offence was committed.	REMARKS.
			Under investigation by order of Magistrate.	With the Police.	Otherwise under investigation.						Ending in discharge or acquittal.	Ending in conviction.	Under investigation.	With the Police.	Otherwise under investigation.			
1	2	3	4	5	6	7	8	9	10	11	12	13	14	15	16	17	18	19
1	116 ... .. 117 ... .. 118, 119 ... ..	Abetment of offence not committed, &c. Abetting commission of offence by public, &c. Concealing design to commit offence ...	...	...	...	1	...	...	1	...	...	1	...	...	...	...	...	...
	Total ...		...	...	...	1	...	...	1	...	...	1	...	...	...	...	...	...
<b>CLASS I.—Offences against the State, Public Tranquility, &amp;c.</b>																		
2	121 to 130, 695 ...	Offences against the State ...	...	...	...	...	...	...	...	...	...	...	...	...	...	...	...	...
3	137 ... ..	Harbouring deserters by Master of Ship.	...	...	...	...	...	...	...	...	...	...	...	...	...	...	...	...
4	172 to 190, 201 to 204, 213 to 215, 227, 228.	Offences against public justice ...	...	3	15	869	71	...	858	11	205	654	...	1	72	...	...	5 committed, 4 section 248, 6 died.
5	161 to 169, 217 to 223.	Offences by public servants	...	2	1	16	5	...	24	2	13	9	...	...	...	...	...	2 escaped.
6	193 to 200, 205 to 211, 431 to 434.	False evidence, false complaints and claims, and fraudulent deeds, and disposition of property.	...	2	6	125	6	1	139	19	56	41	1	...	20	...	...	...
7	455 to 477 ... ..	Forgery or fraudulently using forged documents.	2	2	4	15	1	2	24	6	10	3	...	1	3	...	...	1 committed.
8	264 to 287 ... ..	Offences relating to weights and measures.	...	...	5	93	12	...	110	7	47	52	...	...	3	...	...	1 do.
9	482 to 489 ... ..	Making or using false trade-marks	...	...	...	...	...	...	...	...	...	...	...	...	...	...	...	...
10	149, 154 to 156, 160	Rioting, unlawful assembly, affray	...	...	...	53	3	2	56	...	10	44	2	...	...	...	...	7 committed, 4 section 249, 6 died, 2 escaped.
	Total ...		2	9	31	1,171	98	5	1,311	45	341	803	3	2	98	...	...	...
<b>CLASS II.—Serious offences against the person.</b>																		
11	312 to 316 ... ..	Causing miscarriage ...	...	...	...	6	...	...	6	...	4	1	...	...	1	...	...	...
12	370 ... ..	Buying or disposing of slaves ...	...	...	...	...	...	...	...	...	...	...	...	...	...	...	...	...
	Total ...		...	...	...	6	...	...	6	...	4	1	...	...	1	...	...	...

CLASS III.—Serious offenses against property.																	
18	304 to 309	Extortion	...	...	1	17	1	...	19	3	10	5	...	...	3	...	...
Total			...	...	1	17	1	...	19	2	10	5	...	...	2	...	...
CLASS IV.—Minor offenses against the person.																	
14	348	Wrongful confinement	...	...	...	7	...	...	7	...	6	...	...	...	...	...	...
15	362, 365, 368	Criminal force	...	...	3	473	...	1	463	28	121	53	...	...	1	...	...
16	374	Hurt on grave or sudden provocation	...	...	...	84	...	...	35	...	4	4	...	...	...	...	...
17	823	Voluntarily causing hurt	...	...	84	8,416	...	21	8,564	388	1,611	578	9	21	91	...	...
Total			...	...	87	8,929	...	22	9,089	416	1,741	636	9	21	92	...	...
CLASS V.—Minor offenses against property.																	
18	417 to 430	Cheating	...	...	5	79	1	5	91	31	46	10	...	1	1	...	...
19	403, 404	Criminal misappropriation of property	...	...	9	183	7	8	216	29	108	62	...	1	11	...	...
20	424, 427, 434	Mischief (simple)	...	...	5	683	...	4	674	23	203	62	...	1	10	...	...
Total			...	...	19	835	...	17	981	83	357	134	...	3	22	...	...
CLASS VI.—Other offenses not specified above.																	
21	309	Offenses against religion	...	...	...	...	...	...	6	...	3	...	...	...	2	...	...
22	490 to 492	Criminal breach of contract of service	...	...	7	125	...	12	144	37	54	13	1	3	10	...	...
23	401 to 402	Offenses relating to marriage	...	...	3	73	...	3	79	6	31	6	...	...	3	...	...
24	300 to 302	Defamation	...	...	...	...	...	...	2,153	63	437	155	...	6	17	...	...
25	304, 305 to 310	Intimidation and insult	...	...	12	2,119	1	12	2,153	63	437	155	...	6	17	...	...
26	271 to 273, 278, 284, 297, 303, 294	Public and local nuisances	...	...	1	433	65	3	499	9	96	374	...	...	...	...	...
27	291A	Keeping a lottery office	...	...	...	19	...	...	19	...	3	15	...	...	...	...	...
28	Offenses under Chapter VIII (4), C. P. C.	Security for keeping the peace on conviction	...	...	1	45	31	...	90	...	11	69	...	...	...	...	...
29	Offenses under Chapter X, C. P. C.	Public nuisances	...	...	...	9	...	...	9	...	3	7	...	...	...	...	...
30	Cases under Chapter XII, C. P. C.	Disputes as to immovable property	...	...	...	1	...	...	1	...	...	...	...	...	1	...	...
31	Cases under Chapter XXIV, C. P. C.	Maintenance of wives and children	...	...	8	108	...	1	113	8	68	21	...	1	7	...	...
Total			...	...	46	2,935	87	30	3,108	123	702	680	1	10	38	...	...

1 committed.  
248 committed, 15 withdrawn, 10 compounded, 7 section 248.  
27 committed.  
4,573 committed, 20 withdrawn, 37 section 247, 251 section 259, 982 compounded, 23 section 494, 1 section 248.  
8 section 246, 22 section 494, 4,849 committed, 35 withdrawn, 37 section 247, 251 section 259, 973 compounded.

6 committed, 1 section 259.  
303 committed, 2 under section 259, 14 under section 247, 4 under section 248 and 64 compounded.  
245 committed, 2 section 259, 14 section 247, 4 section 248, 64 compounded, 63 committed.

1 committed,  
6 section 259, 17 committed, 5 compounded.  
24 committed, 1 section 259, 8 compounded.  
636 committed, 46 section 259, 2 section 247, 2 section 248, 569 compounded.  
17 committed, 1 section 247, 2 died.  
1 committed.  
8 committed, 3 compounded.  
96 committed, 51 section 259, 2 section 247, 2 section 246, 2 died, 646 compounded.

STATEMENT B—continued.

Serial Number.	Law under which punishable.	Offence.	PENDING AT BEGINNING OF YEAR.			Instituted by complaint during the year.	Taken up by the Magistrate of his own motion or upon information from the Police.	Referred to Police for investigation.	Total for disposal (i.e., total of Columns 4 to 8).	Number dismissed without trial.	NUMBER TRIED.		NUMBER OF CASES PENDING AT CLOSE OF THE YEAR.			Number declared by Court never to have occurred or to be mistaken of law or fact.	Number in which the Court held that a cognizable offence was committed.	REMARKS.
			Under investigation by order of Magistrate.	With the Police.	Otherwise under investigation.						Under trial.	Ending in discharge or acquittal.	Ending in conviction.	With the Police.	Otherwise under investigation.			
1	2	3	4	5	6	7	8	9	10	11	12	13	14	15	16	17	18	19
<i>Special Laws, offences under which are not cognizable by the Police.</i>																		
1	Act XIII of 1959			10	11	236			257	31	74	51						27 section 248, 18 committed, 56 Section 247.
2	Act XIV of 1961					14			14		3	11						16 section 248.
3	Act VI of 1963					561	1		562		77	469						1 section 247, 4 committed, 4 section 248, 3 withdrawn.
4	Act III of 1967					53			53		77	43						136 committed, 1 section 248.
5	Act VII of 1967					430			442		84	276						178 section 248, 16 section 247, 2 section 259, 16 withdrawn.
6	Act VIII of 1967					499			614	1	194	178		1	9			7,099 committed, 7,908 section 248, 545 died.
7	Act I of 1971				10	26	578	1	90,205	11	104	10,825		5	15			2 section 248.
8	Act VI of 1973				9,652	26,191	54,161	1			12	21		1	9			3 committed, 97 section 248, 17 section 247, 2 withdrawn.
9	Act V of 1975					2	32	3	37		154	11		2	8			
10	Act VII of 1978				19	6	455		479	29	166	154	11		1			
11	Act V of 1979						29	18	47	4	8	34			1			
12	Act XIII of 1989						375	38	423	1	47	361			4			
13	Act IV of 1990				7	26	2,807	37	2,877	57	338	2,411		10	13			1 withdrawn, 33 section 248, 7 committed, 4 section 247, 4 died.
14	Act VII of 1979						4		4		1	3						2 withdrawn, 21 section 248, 3 section 247, 10 committed.
15	Act XVII of 1979						104		104	6	44	14		1	3			
16	Act VI of 1999						3		3			3						
17	Act IV of 1987						1		1			1						
18	Act II of 1999						6	1	7		1	5						1 section 248.
19	Act XI of 1990						286		286		24	232						
20	Act IX of 1994						2		2			2						
21	Act V of 1976						1		1		1							
22	Land Revenue Code Rules						9		9		1	6						
23	Act III of 1977						1		1			1						
24	Act XV of 1981						4		4		3	1						
25	Act IX of 1990						10		10			10						
26	Section 400 Criminal Procedure Code						1		1			1						
27	Chapter XLII of Criminal Procedure Code						1	2	3			3						
	Total of Acts			9,897	26,267	60,833	111	2	96,908	25,960	6,491	15,480	11	6,190	26,768			7,267 committed, 8,282 section 248, 97 section 247, 2 section 259, 23 withdrawn, 547 died.
	Grand Total		33	9,994	26,453	74,927	310	76	111,817	26,528	9,586	17,719	24	6,176	27,023			13,337 committed, 8,294 section 248, 655 died, 2 escaped, 129 section 494, 58 withdrawn, 151 section 247, 308 section 259, 1,631 compounded.

J. K. SPENCE,  
Commissioner, C. D.

STATEMENT B.

Return of Non-Cognizable Crime for the year 1899, in the Central Division.

PART II.—Return of persons concerned in non-cognizable cases.

Serial Number	Law under which punishable.	Offence.	Persons concerned in cases pending at beginning of the year (viz., under trial or against whom process had issued).	PERSONS AGAINST WHOM PROCESS ISSUED			Persons not arrested because absconded, or evading or not complying with summons during the year: also those against whom process were outstanding at end of the year.	Appeared before the Courts.	Persons discharged after appearance without trial.	PERSONS TRIED.		Percentage of number convicted to number against whom process issued (Columns V and VI).	Persons under trial at close of the year.	REMARKS.
				On complaint.	On Magistrate's own motion or information from the Police.	Persons tried.				Convicted.				
1	2	3	4	5	6	7	8	9	10	11	12	13	14	
116	...	Abatement of offence not committed, &c.	...	2	...	...	1	...	...	1	100	...		
117	...	A betting commission of offence by public, &c.	...	...	...	...	...	...	...	...	...	...		
118, 119	...	Concealing design to commit offence.	...	...	...	...	...	...	...	...	...	...		
Total			...	1	...	...	1	...	...	1	100	...		
<b>CLASS I.—Offences against the State, Public Tranquillity, &amp;c., &amp;c.</b>														
121 to 150, 305	...	Offences against the State	...	...	...	...	...	...	...	...	...	...		
157	...	Harbouring deserters by Master of Ship.	...	...	...	...	...	...	...	...	...	...	6 sec. 347, 2 sec. 348, 21 sec. 348, 2 died.	
172 to 190, 201 to 204, 213 to 218, 227, 228, 191 to 199, 217 to 223.	...	Offences against public justice	21	1,012	108	69	1,053	2	200	720	71-10	18		
198 to 200, 202 to 211, 481 to 494.	...	Offences by public servants	8	20	10	...	33	...	14	18	60	...	1 died, 2 escaped, 1 sec. 248, Criminal Procedure Code.	
465 to 477	...	False evidence, false complaints and claims, and fraudulent deeds, and disposition of property.	7	133	5	5	139	1	64	64	34-37	18	* Convictions of 2 accused obtained in the Court of Sessions.	
204 to 207	...	Forgery or fraudulently using forged documents.	7	32	...	3	37	...	31	4	12-5	2	1 compounded.	
482 to 489	...	Offences relating to weights and measures.	6	24	14	...	74	...	38	36	53-64	2		
140, 164 to 166, 160.	...	Making or using false trade-marks...	...	20	...	...	34	...	18	16	67-04	1	do.	
140, 164 to 166, 160.	...	Rioting, unlawful assembly, affray.	...	190	19	...	209	...	61	108	50-47	...		
Total			49	1,409	166	67	1,598	8	400	1,012	63-39	24	2 compounded, 2 died, 2 escaped, 4 sec. 248, 21 sec. 248, Criminal Procedure Code, and 2 under sec. 247.	
<b>CLASS II.—Serious offences against the person.</b>														
312 to 326	...	Causing miscarriage	...	10	...	...	10	1	7	1	10	2		
370	...	Buying or disposing of slaves	...	...	...	...	...	...	...	...	...	...		
Total			...	10	...	...	10	1	7	1	10	2		
<b>CLASS III.—Serious offences against property.</b>														
384 to 389	...	Extortion	3	24	...	...	27	...	17	15	64-11	4	1 died.	
Total			3	24	...	...	27	...	17	15	64-11	4	1 do.	
<b>CLASS IV.—Minor offences against the person.</b>														
345	...	Wrongful confinement	...	1	...	...	1	...	...	...	...	...	1 compounded.	
352, 355, 358	...	Criminal force	45	807	...	...	812	5	284	29	11-20	7	23 compounded, 21 sec. 247, 2 withdrawn.	
354	...	Hurt on grave or sudden provocation.	...	207	...	...	207	...	219	14	4-71	1	23 compounded.	
323	...	Voluntarily causing hurt	523	18,908	13	64	19,508	473	4,900	1,177	6-19	167	12,238 compounded, 125 sec. 248, 34 sec. 249, 75 sec. 494, 17 withdrawn.	
Total			407	20,100	13	64	20,712	407	4,808	1,399	6-28	175	12,764 compounded, 20 withdrawn, 11 sec. 247, 125 sec. 248, 34 sec. 249, 75 sec. 494.	
<b>CLASS V.—Minor offences against property.</b>														
417 to 430	...	Cheating	17	78	1	...	91	3	75	11	14-20	2	2 compounded, 1 sec. 248, 1 case was on default sic, the accused being at large.	
402, 404	...	Original misappropriation of property.	15	300	9	...	324	4	210	25	29-00	12	778 compounded, 9 sec. 247, 15 sec. 248, 2 sec. 249, 4 withdrawn.	
436, 437, 434	...	Mischief (simple)	18	1,468	...	13	1,493	...	614	141	9-30	19	721 compounded, 2 sec. 248, 2 sec. 247, 15 sec. 244, 4 withdrawn, 1 case was on default sic, the accused being at large.	
Total			47	1,839	10	13	1,890	7	609	284	12-22	23		
<b>CLASS VI.—Other offences not specified above.</b>														
208	...	Offences against religion	...	1	...	...	1	...	...	...	...	...	21 compounded, 5 sec. 248, 1 withdrawn.	
490 to 492	...	Criminal breach of contract of service.	...	...	...	...	...	...	...	...	...	...	20 compounded, 1 sec. 248.	
493 to 498	...	Offences relating to marriage	31	214	...	10	224	9	136	23	10-23	12	2,276 compounded, 10 sec. 248, 1 sec. 247, 2 sec. 249.	
500 to 503	...	Defamation	3	104	...	...	107	...	25	12	6-70	6	24 compounded, 1 sec. 248.	
504, 505 to 510	...	Intimidation and insult	67	2,950	1	...	4,081	...	1,022	213	5-20	29	20 compounded, 1 sec. 247, 1 died, 1 died before issue of process.	
271 to 276, 279, 284, 287, 294, 290.	...	Public and local nuisances	6	450	19	...	520	...	120	281	69-22	...	1 compounded.	
291A	...	Keeping a lottery office	...	19	...	...	19	...	3	12	78-94	...		
Offences under Chapter VIII (C. O. P. C.)	...	Security for keeping the peace on conviction.	24	52	29	...	106	...	21	64	59	...		
Offences under Chapter X, C. P. C.	...	Public nuisances	...	...	...	...	...	...	3	7	70	...		
Cases under Chapter XII, C. P. C.	...	Disputes as to immovable property.	...	7	...	7	...	...	...	...	...	...		
Cases under Chapter XXXVI, C. P. C.	...	Maintenance of wives and children	3	20	...	...	104	...	...	22	21-21	7	7 compounded, 6 sec. 248, 1 died.	
Total			240	5,854	40	52	5,232	8	1,627	741	14-92	52	2,248 compounded, 75 sec. 248, 1 withdrawn, 2 sec. 247, 6 sec. 248, 2 died, 1 died before issue of process.	

STATEMENT B—continued.

Return of Non-Cognizable Crime for the year 1919, in the Central Division—continued.

PART II.—Return of persons concerned in non-cognizable cases—continued.

Serial Number.	Law under which punishable.	Offence.	Persons concerned in cases pending at beginning of the year (ex. under trial or against whom process had issued).	PERSONS AGAINST WHOM PROCESS ISSUED			Persons not arrested because absconded or evading or not complying with summons during the year; also those against whom processes were outstanding at end of the year.	Appeared before the Courts.	Persons discharged after appearance without trial.	PERSONS TRIED.		Percentage of number convicted to number against whom process issued (Columns V and VI).	Persons under trial at close of the year.	REMARKS.
				On complaint.	On Magistrate's own motion or information from the Police.	Persons against whom process issued.				Acquitted or discharged.	Convicted.			
1	2	3	4	5	6	7	8	9	10	11	12	13	14	
Special Laws, offences under which are not cognizable by the Police.														
[Detail].														
1	Act XIII of 1859	...	57	374	...	...	431	7	74	55	14.70	...	132 sec. 243, 140 sec. 247, 30 compounded, 3 sec. 259.	
2	Act XVI of 1861	...	...	14	...	...	14	...	3	11	78.57	...		
3	Act VI of 1863	...	...	589	1	...	570	...	77	477	83.68	1	15 sec. 243.	
4	Section 480, Criminal Procedure Code	...	...	1	...	...	1	...	...	100	100	...		
5	Act VII of 1867	...	...	521	9	...	530	...	115	394	74.33	1	1 sec. 247, 13 sec. 243, 3 withdrawn.	
6	Act VIII of 1867	...	...	9	445	...	454	...	129	266	59.77	1	36 compounded, 1 sec. 243, 21 withdrawn.	
7	Act I of 1871	...	141	1,458	6	25	1,577	9	575	414	28.33	20	451 sec. 243, 89 sec. 247, 10 sec. 245, 8 compounded, 89 withdrawn.	
8	Act VI of 1873	...	17,037	60,378	1	1,523	75,893	16,084	6,491	10,838	17.94	27,005	678 compounded, 7,416 sec. 243, 587 sec. 247, 6,251 withdrawn, 543 died.	
9	Act V of 1878	...	2	85	3	1	39	...	15	21	55.26	1	2 sec. 243.	
10	Act VII of 1878	...	115	1,051	...	32	1,134	49	483	367	34.91	31	49 compounded, 119 sec. 243, 47 sec. 247, 10 withdrawn.	
11	Act V of 1879	...	...	57	18	...	75	...	23	41	54.66	11		
12	Act IV of 1887	...	...	6	...	...	6	...	...	6	100	...		
13	Act XIII of 1899	...	...	344	62	...	406	...	29	373	91.87	4		
14	Act IV of 1890	...	30	2,370	42	13	2,928	24	39	2,431	83.48	11	59 sec. 243, 1 compounded, 5 sec. 247, 1 escaped, 4 died.	
15	Act VI of 1898	...	...	3	...	...	3	...	...	3	100	...		
16	Act II of 1899	...	...	4	...	...	4	...	1	3	75	...		
17	Act XVII of 1879	...	1	114	...	...	115	4	57	16	14.03	3	21 sec. 243, 2 sec. 247, 12 withdrawn.	
18	Act XIII of 1879	...	...	399	...	...	299	...	58	248	82.27	...		
19	Act XI of 1890	...	...	256	...	...	256	...	24	232	90.25	...		
20	Act IX of 1894	...	...	2	...	...	2	...	...	2	100	...		
21	Act VII of 1879	...	...	10	...	...	10	...	3	7	70	...	1 sec. 243.	
22	Land Revenue Code Rules	...	...	17	...	...	17	...	6	11	64.70	...		
23	Chapter XLII, Criminal Procedure Code	...	...	3	...	...	3	...	...	3	100	...		
24	Act III of 1877	...	...	2	...	...	2	...	...	2	100	...		
25	Act XV of 1891	...	...	4	...	...	4	...	3	1	25	...		
26	Act IX of 1890	...	...	11	...	...	11	...	...	11	100	...		
27	Act II of 1899	...	...	2	1	...	3	...	...	2	66.66	...	1 sec. 243.	
Total			17,392	68,847	143	1,504	81,793	16,177	8,539	16,234	23.53	27,063	8,231 sec. 243, 547 died, 3 sec. 259, 1 escaped, 821 sec. 247, 10 sec. 245, 801 compounded, 6,336 withdrawn.	
GRAND TOTAL			18,234	77,431	371	1,768	114,272	16,598	16,863	19,527	19.96	27,402	857 sec. 247, 41 sec. 245, 3 escaped, 8,371 sec. 243, 553 died, 17,194 compounded, 6,361 withdrawn, 427 sec. 259, 75 sec. 494, 1 died before issue of process, 1 case on dormant file.	

J. K. SPENCE,  
Commissioner, C. D.

( lxxxi )

---

STATEMENT B—PART I—SOUTHERN DIVISION.

---

**STATEMENT B—SOUTHERN DIVISION.**  
**(RETURN OF NON-COGNIZABLE CRIME FOR THE YEAR 1899.)**

**PART I.—Return of Non-Cognizable Cases.**

Serial Number.	Law under which punishable.	Description of Crime.	PENDING AT BEGINNING OF YEAR.			Instituted by complaint during the year.	Taken up by the Magistrate of his own motion or upon information from the Police.	Referred to Police for investigation.	Total for disposal (i.e., total of Columns 4 to 9).	Number dismissed without trial.	NUMBER TRIED.		NUMBER OF CASES PENDING AT CLOSE OF THE YEAR.			Number declared by Court never to have occurred or to be mistake of law or fact.	Number in which the Court hold that a cognizable offence was committed.	REMARKS.
			With the Police.	Otherwise under investigation.	Under trial.						Ending in discharge or acquittal.	Ending in conviction.	With the Police.	Otherwise under investigation.	Under trial.			
1		2	4	5	6	7	8	9	10	11	12	13	14	15	16	17	18	19
116	.. .. .	Abatement of non-cognizable offence not committed, &c.	..	..	..	..	..	..	..	..	..	..	..	..	..	..	..	
117	.. .. .	Abetting commission of non-cognizable offence by public, &c.	..	..	..	..	..	..	..	..	..	..	..	..	..	..	..	
118, 119	.. .. .	Concealing design to commit non-cognizable offence.	..	..	..	..	..	..	..	..	..	..	..	..	..	..	..	
		<b>Total ..</b>	..	..	..	..	..	..	..	..	..	..	..	..	..	..	..	
		<b>CLASS I.—Offences against the State, Public tranquility, &amp;c., &amp;c.</b>																
2	121 to 130, 506	Offences against the State .. .. .	..	..	..	..	..	..	..	..	..	..	..	..	..	..	..	
3	137	Harbouring deserters by Master of Ship .. .. .	..	..	..	..	..	..	..	..	..	..	..	..	..	..	..	
4	178 to 180, 201 to 204, 213 to 215, 225A, 227 to 228.	Offences against public justice .. .. .	..	89	15	154	228	2	484	100	61	218	..	..	13	1	..	2 died; in 83 complaints withdrawn.
5	181 to 182, 217 to 228	Offences by public servants .. .. .	1	1	1	26	1	..	30	6	7	15	..	..	2	1	..	
6	188 to 200, 208 to 211, 421 to 424.	False evidence, false complaints and claims, and fraudulent deeds, and disposition of property.	..	1	13	79	8	2	98	6	46	26	..	6	14	..	..	
7	466 to 477A	Forgery or fraudulently using forged documents not being Government Promissory Notes, and falsifying accounts.	..	1	2	26	1	1	29	4	21	1	1	1	1	..	..	
8	264 to 267	Offences relating to weights and measures .. .. .	..	..	7	10	..	..	17	1	17	7	..	..	..	..	..	2 died,
9	463 to 468	Making or using false trade-marks .. .. .	..	..	..	..	..	..	..	..	..	..	..	..	..	..	..	
10	149, 163A to 164, 180	Rioting, unlawful assembly, affray .. .. .	..	..	..	11	1	..	12	..	2	9	..	..	..	..	..	
		<b>Total ..</b>	1	94	36	306	234	5	670	126	147	274	1	6	30	2	..	4 died; in 83 complaints withdrawn.
		<b>CLASS II.—Serious offences against the person.</b>																
11	513 to 518	Causing miscarriage .. .. .	..	..	..	1	..	1	1	1	..	..	..	..	..	..	..	
12	570	Buying or disposing of slaves .. .. .	..	..	..	..	..	..	..	..	..	..	..	..	..	..	..	
12a	576	Rape by the husband .. .. .	..	..	..	..	..	..	..	..	..	..	..	..	..	..	..	
		<b>Total ..</b>	..	..	..	1	..	1	1	1	..	..	..	..	..	..	..	
		<b>CLASS III.—Serious offences against property.</b>																
13	384 to 388	Extortion .. .. .	..	..	..	12	1	4	18	7	4	1	1	..	..	..	..	
		<b>Total ..</b>	..	..	..	12	1	4	18	7	4	1	1	..	..	..	..	





**STATEMENT B—(SOUTHERN DIVISION).**  
**(RETURN OF NON-COGNIZABLE CRIME FOR THE YEAR 1899.)**  
**PART II.—Return of Persons concerned in Non-cognizable Cases.**

Serial Number.	Law under which punishable.	Offence.	Persons concerned in cases pending at beginning of the year, etc., under trial or against whom process had issued.	PERSON AGAINST WHOM PROCESS ISSUED		Persons not arrested because absconded, or evading or not complying with summons during the year; also those against whom processes were outstanding at end of the year.	Appeared before the Courts.	Persons discharged after appearance without trial.	PERSONS TRIED.		Percentage of number convicted to number against whom process issued (Columns 5 and 6).	Persons under trial at close of the year.	REMARKS.
				On complaint.	On Magistrate's own motion or information from the Police.				Acquitted or discharged.	Convicted.			
1	2	3	4	5	6	7	8	9	10	11	12	13	14
1	115...	Abetment of non-cognizable offence not committed, &c. ...	...	...	...	...	...	...	...	...	...	...	
	117...	Abetting commission of non-cognizable offence by public, &c. ...	...	...	...	...	...	...	...	...	...	...	
	118, 119 ...	Concealing design to commit non-cognizable offence ...	...	...	...	...	...	...	...	...	...	...	
	Total ...			...	...	...	...	...	...	...	...	...	
<i>Class I.—Offences against the State, Public Tranquillity, &amp;c., &amp;c.</i>													
2	121 to 130, 505 ...	Offences against the State ...	...	...	...	...	...	...	...	...	...	...	
3	137... ..	Harbouring deserters by Master of ship ...	...	...	...	...	...	...	...	...	...	...	
4	172 to 190, 201 to 204, 213 to 215, 225 (a), 227 to 229 ...	Offences against public justice ...	7	366	98	7	454	3	78	272	59.91	10	3 died; complaints against 88 withdrawn. —17
5	161 to 169, 217 to 223 ...	Offences by public servants ...	1	23	2	...	26	...	13	11	44.00	1	
6	193 to 200, 205 to 211, 421 to 424 ...	False evidence, false complaints and claims, and fraudulent deeds, and disposition of property ...	5	84	5	1	93	...	55	33	37.08	5	—6
7	465 to 477 (a) ...	Forgery or fraudulently using forged documents not being Government Promissory Notes, and falsifying accounts ...	5	34	2	1	40	...	34	4	11.11	...	2 died.
8	264 to 267... ..	Offences relating to weights and measures ...	7	13	...	...	20	...	8	8	61.54	2	2 do.
9	482 to 489... ..	Making or using false trade-marks ...	...	...	...	...	...	...	...	...	...	...	
10	149, 153 (a) to 156, 160 ...	Rioting, unlawful assembly, affray ...	...	56	8	2	62	...	23	39	60.93	...	
Total ...			25	566	115	11	695	8	211	367	53.88	18	8 died; complaints against 88 withdrawn.
<i>CLASS II.—Serious offences against the person.</i>													
11	312 to 316... ..	Causing miscarriage ...	...	...	...	...	...	...	...	...	...	...	
12	370... ..	Buying or disposing of slaves ...	...	...	...	...	...	...	...	...	...	...	
12a	376... ..	Rape by the husband ...	...	...	...	...	...	...	...	...	...	...	
Total ...			...	...	...	...	...	...	...	...	...	...	

CLASS III.— <i>Serious offences against property.</i>														
18	384 to 389...	Extortion	14	1	15	3	9	3	20-00					
	Total		14	1	15	3	9	3	20-00					
CLASS IV.— <i>Minor offences against the person.</i>														
14	345...	Wrongful confinement	6	698	25	679	5	154	56	5-02	11	444 compounded; 9 withdrawn.	-23	
15	352, 355, 358	Criminal force	8	8	8	8	2	2	2	27-5		3 compounded.		
16	334...	Hurt on grave or sudden provocation	190	8,336	827	8,099	829	2,060	471	6-71	201	4,800 compounded; 238 withdrawn.	-581	
17	323...	Voluntarily causing hurt												
	Total		196	8,948	852	8,785	834	2,216	530	5-92	212	6,247 compounded; 247 withdrawn.		
CLASS V.— <i>Minor offences against property.</i>														
18	417, 418	Cheating	6	62	5	63	9	47	6	9-67	1			
19	408 to 408	Criminal misappropriation of property	2	111		114		77	28	23-42	9	2 died.	-2	
20	424, 427, 434	Mischief (simple)	30	891	2	88	46	265	57	6-38	7	488 compounded; 25 withdrawn.	-51	
	Total		39	1,064	2	40	55	389	89	8-94	17	488 compounded; 25 withdrawn; 2 died.		
CLASS VI.— <i>Other offences not specified above.</i>														
21	299...	Offences against religion												
22	490 to 492...	Criminal breach of contract of service		1		1						1 compounded.		
23	493 to 498...	Offences relating to marriage	1	144	5	140	6	79	8	55-55	3	44 do.	-4	
24	500 to 502...	Defamation	4	61		65	8	21	19	31-14	1	21 do.		
25	504, 506 to 510	Intimidation, insult and annoyance	24	1,415	55	1,364	48	461	98	8-92	21	748 compounded; 18 withdrawn.	-16	
26	271 to 276, 278, 284, 287, 293, 290	Public and local nuisances		83	1	84		4	27	79-11		3 compounded.		
27	304 A	Keeping a lottery office	1	6	1	8		4	4	57-14				
28	Offences under Chapter VIII (a), C. P. C.	Security for keeping the peace on conviction		50		50		3	47	94-00				
29	Offences under Chapter X, C. P. C.	Public nuisances			2	2			2	100-00				
30	Cases under Chapter XII, C. P. C.	Disputes as to immovable property		22	6	28		17	11	39-23				
31	Cases under Chapter XXXVI, C. P. C.	Maintenance of wives and children		35	2	37	6	22	8	21-02		1 do.		
	Total		40	1,767	12	60	63	611	224	12-59	25	618 compounded; 19 withdrawn.		
Offences under other special or local laws not cognizable by the Police.														
1	Cattle Trespass Act, I of 1871		62	616		33	645	16	244	63	10-22	24	298 withdrawn.	-43
2	Land Revenue Code, V of 1879		1	39			40		11	29	74-35			
3	District Municipal Act, VI of 1872		991	20,334		708	20,617	107	862	2,577	12-67	2,948	13,678 withdrawn.	-404
4	Ferry Act, II of 1898			19		19			8	18	68-42	1	2 withdrawn.	
5	Breach of Contract Act, XIII of 1840		18	197		21	179		59	88	44-67		31 withdrawn; 1 escaped.	-1
6	Cantonment Act, III of 1867, and Rules			151			151		7	144	95-26			
7	Public Conveyance Act, VI of 1853			125			125	2	21	100	90-00			
8	Road Tolls Act, III of 1875			2			2		2				1 withdrawn.	
9	Indian Merchandise Marks Act, IV of 1889			1			1							
10	District Police Acts, IV of 1890 and VII of 1897		17	544	7	4	568		94	463	94-02	4	16 withdrawn; 4 appeared of their own accord.	+2
11	Village Police Act, VIII of 1867		4	828		4	696	118	207	162	27-25	2	10 compounded.	-14
12	Indian Forest Act, VII of 1878			157			157		22	125	79-61	10		
13	Village Sanitation Act, I of 1889		1	68			68		13	87	83-63			

( LXXXV )

STATEMENT B—continued.

Serial Number.	Law under which punishable.	Persons concerned in cases pending at beginning of the year, viz., under trial or against whom process had issued.	PERSONS AGAINST WHOM PROCESS ISSUED		Persons not arrested because absconded, or evading or not complying with summons during the year; also those against whom processes were outstanding at end of the year.	Appeared before the Courts.	Persons discharged after appearance without trial.	PERSONS TRIED.		Percentage of number convicted to number against whom process issued (Columns 9 and 10).	Persons under trial at close of the year.	REMARKS.
			On complaint.	On Magistrate's own motion or information from the Police.				Acquitted or discharged.	Convicted.			
1	2 and 3	4	5	6	7	8	9	10	11	12	13	14
<i>Offences under other special or local laws not cognizable by the Police—continued.</i>												
14	Irrigation Act, VII of 1879	3	...	...	...	3	...	3	...	...	...	2 withdrawn.
15	Indian Stamp Act, II of 1899	1	5	...	...	6	1	1	2	40.00	...	
16	Registration Act, III of 1877	...	1	...	...	1	...	1	...	...	...	
17	Bombay Salt Act, II of 1890	...	1	...	...	1	...	...	1	100.00	...	
18	Prisons Act, IX of 1894	...	2	...	...	2	...	...	2	100.00	...	
19	Coasting Vessels Act, XIX of 1838	...	3	...	...	3	...	...	3	100.00	...	
20	Sea Customs Act, VIII of 1878	...	1	...	...	1	...	...	1	100.00	...	
21	Merchant Shipping Act, VII of 1880	...	23	...	...	23	...	8	15	65.21	...	
22	Port Trust Act, X of 1889	8	4	...	...	11	...	...	10	100.00	...	1 withdrawn; 4 accused arrested by the Customs Department.
23	A'bkari Act, V of 1878	2	18	...	...	20	...	4	16	88.88	...	
24	Obstruction in Fair Ways Act, XVI of 1881	...	13	...	...	13	...	...	13	100.00	...	
25	Epidemic Diseases Act, III of 1897	...	4	...	...	4	...	...	4	100.00	...	
26	Native Passengers Act, X of 1887	...	2	...	...	2	...	1	1	50.00	...	
27	Prisons Act, VIII of 1866...	...	1	...	...	1	...	...	1	100.00	...	
	Total	1,098	*22,930	7	780	23,263	242	1,153	3,891	16.96	3,992	13,974 withdrawn. 10 compounded. 1 escaped. 4 arrested by other Departments. 4 appeared of their own accord.
	GRAND TOTAL	†1,398	*35,283	137	1,243	35,583	700	4,589	5,104	14.41	4,264	13,993 Deduct 8 mentioned in remark column against Serial Nos. 10 and 22. 13,985 14,352 withdrawn. 6,563 compounded. 10 died. 1 escaped. 4 arrested by other Departments. 4 appeared of their own accord. 20,934 8 deduct. 20,926

( LXXXVI )

\* Exclusive of 4 arrested by the Customs Department and 4 who appeared of their own accord.  
† Vide explanation given on page lxxxvii.

A. F. WOODBURN,  
Acting Commissioner, S. D.

*Explanation of the difference (1,167 net decrease) between Column 4 of this Return (1899) and the total of Column 7 and Column 13 of the Return for 1898.*

Persons in	Column 7.	Column 13.
1898 ... ..	2,055	+ 510 = 2,565
1899 ... ..	...	Column 4 = 1,398
		Decrease ... 1,167

Increase and decrease of persons as compared with 1898 in the six districts of the division.

	Increase.	Decrease.
Belgaum ... ..		206
Bijapur ... ..		28
Dhárwár ... ..	2	2
Kánara ... ..		22
Kolaba ... ..		2
		2 Transferred to A., Part I, Offences under Section 409, Indian Penal Code, having been declared to be cognizable.
Ratnágiri ... ..		909
	2	1,169
		-2
	Net Decrease ...	1,167

Except Ratnágiri, no district has furnished any reason for the decrease; that given by Ratnágiri is that cases against absconding persons were disposed of in their absence, presumably by striking them off the file, either because the complainants could not trace the accused or pay process fees to secure the accused's appearance. The same reasons probably apply in the case of the other districts. The increase of 2 in the case of the Dhárwár District was due to short entry of pending persons under the Police Acts in 1898. The increase or decrease under each serial number is shown in black figures in the remark column.

**STATEMENT C.**  
**FOR THE BOMBAY PRESIDENCY PROPER.**  
*Property Stolen and Recovered in the year 1899.*

OFFENCE.	Number of cases in which Property was stolen.	Number of cases in which Property was recovered.	Percentage of cases in which Property was recovered to cases in which Property was stolen.	Amount of Property stolen.	Amount of Property recovered.	Percentage of value of Property recovered to value of Property stolen.	REMARKS.
1	2	3	4	5	6	7	8
<i>(A).—Cognizable.</i>							
1. Theft ...	2,785	1,572	56.44	Rs. 4,58,228 0 0	Rs. 1,69,217 0 0	36.92	Recoveries of property stolen outside the respective districts in the Northern Division amounted to Rs. 3,392-11-0.
<i>a.</i> In conjunction with lurking house-trespass or house-breaking.	290	503	...	19,447 0 0	39,304 0 0	...	
<i>b.</i> In conjunction with receiving of stolen property.	6,269	4,946	78.89	3,15,861 0 0	1,89,774 0 0	60.08	Recoveries of property stolen in Native States outside the Southern Division made during the year in Belgaum amounted to Rs. 4,365-10-8.
<i>c.</i> Other thefts ...	870	362	41.60	3,09,043 0 0	52,141 0 0	16.87	
2. Robbery ...	503	243	48.31	65,047 0 0	16,336 0 0	25.11	
<i>a.</i> Dacoity ...	321	184	57.32	59,321 0 0	26,469 0 0	44.61	
<i>b.</i> Other robbery ...	30	17	56.66	7,585 0 0	4,006 0 0	52.81	
3. Criminal breach of trust ...	24	20	83.33	1,830 0 0	1,128 0 0	59.68	Property amounting to Rs. 74,664-14-6 was recovered during the year 1899 out of that stolen in previous years:— Rs. a. p. Northern Division ... 3,176 14 6 Central Division ... 61,717 0 0 Southern Division ... 9,771 0 0 <hr/> 74,664 14 6
4. Criminal breach of trust by public servant or by a banker, merchant or agent.	1	1	100	77 0 0	77 0 0	100	
5. Cheating ...	1	...	...	23 0 0	.....	.....	
6. Murder ...	1	...	...	20 0 0	.....	.....	
7. Attempt at murder ...	1	...	...	...	...	...	
8. Culpable homicide ...	1	...	...	...	...	...	
Total ...	* 10,805	7,848	72.63	† 12,17,094 0 0 †	4,98,452 0 0	40.95	
<i>(B).—Non-cognizable.</i>							
9. Extortion ...	16	5	31.25	291 0 0	80 0 0	27.45	
10. Criminal misappropriation ...	203	152	74.87	§ 12,379 0 0	5,443 0 0	43.94	
Total ...	219	157	71.68	12,670 0 0	5,523 0 0	48.59	

\* Exclusive of 290 cases shown against "Theft b" which need not have been entered (*vide* para. 32 of Government of India's Resolution No. 5, Police, 524-94 of 25th September 1896). The figure 290 represents cases shown in their returns by the Commissioners of the Northern and Southern Divisions (Northern Division 198 and Southern Division 92).  
† Exclusive of Rs. 19,447 worth of property stolen shown against "Theft b" which need not have been shown (*vide* para. 32 of Government of India's Resolution No. 5, Police, 524-94 of 25th September 1896). [Northern Division Rs. 11,801 and Southern Division Rs. 7,646.]  
‡ Of this property amounting to Rs. 1,814-18-6 was recovered without the intervention of the Police (Northern Division Rs. 688-18-6 and Central Division Rs. 726).  
§ Property amounting to Rs. 16 was recovered without the intervention of the Police in the Central Division.

By order,  
**C. A. B. BEATTY,**  
Personal Assistant to the Inspector-General of Police.

LXXXVI

## STATEMENT C.

## NORTHERN DIVISION.

## Property Stolen and Recovered during the year 1899.

OFFENCE.	Number of cases in which Property was stolen.	Number of cases in which Property was recovered.	Percentage of cases in which Property was recovered to cases in which Property was stolen.	Amount of Property stolen.	Amount of Property recovered.	Percentage of value of Property recovered to value of Property stolen.	REMARKS.
1	2	3	4	5	6	7	8
<i>(A).—Cognizable.</i>				Rs.	Rs.		
1. Theft ...	722	477	66.07	92,498	48,837	52.80	Property, amounting to Rs. 588-13-6, was recovered without the intervention of the Police.
<i>a.</i> In conjunction with lurking house-trespass or house-breaking.							
<i>b.</i> In conjunction with receiving of stolen property.	198	197	99.49	11,801	10,756	91.14	
<i>c.</i> Other thefts ...	1,850	1,684	91.03	60,499	37,300	61.68	
2. Robbery ...	61	36	59.01	18,460	3,129	16.95	Recoveries of property stolen outside the respective districts amounted to Rs. 3,392-11-0.
<i>a.</i> Dacoity ...							
<i>b.</i> Other robbery ...	63	45	71.42	6,203	2,307	37.19	
3. Criminal breach of trust ...	67	42	62.69	12,013	5,488	45.68	
4. Criminal breach of trust by public servant or by a banker, merchant or agent.	3	2	66.66	105	102	97.14	Property, amounting to Rs. 3,176-14-6, was recovered during the year out of the property stolen in previous years.
5. Cheating ...	24	20	83.33	1,890	1,128	59.68	
6. Murders ...	1	1	100.00	77	77	100.00	
7. Attempts at Murder ...	1	...	...	22	.....	.....	
8. Culpable Homicide ...	1	...	...	20	.....	.....	
Total ...	2,991	2,504	83.71	2,03,588	1,09,124	46.71	
<i>(B).—Non-Cognizable.</i>							
9. Extortion ...	6	3	50.00	175	78	44.57	
10. Criminal misappropriation ...	75	64	85.33	2,354	2,133	91.46	
Total ...	81	67	82.71	2,529	2,231	87.81	

( LXXIX )

F. S. P. LELY,  
Commissioner, Northern Division

STATEMENT C.

CENTRAL DIVISION.

Property Stolen and Recovered during the year 1899.

OFFENCE.	Number of cases in which Property was stolen.	Number of cases in which Property was recovered.	Percentage of cases in which Property was recovered to cases in which Property was stolen.	Amount of Property stolen.	Amount of Property recovered.	Percentage of value of Property recovered to value of Property stolen.	REMARKS.
1	2	3	4	5	6	7	8
<i>(A).—Cognizable.</i>							
1. Theft	1,369	677	49.45	2,29,125	62,439	27.25	Property amounting to Rs. 61,717 was recovered during the year 1899, out of that stolen in previous years.
{ a. In conjunction with lurking house-trespass or house-breaking.	...	214	...	.....	23,249	.....	
{ b. In conjunction with receiving of stolen property.	3,275	2,360	72.06	2,00,402	1,20,578	60.16	
{ c. Other thefts	656	239	36.43	1,71,230	33,183	19.37	
2. Robbery	335	133	39.70	41,071	7,488	18.23	* Property amounting to Rs. 726 was recovered without the intervention of Police in Magisterial cases.
{ a. Dacoity	200	108	54	38,759	18,861	48.66	
{ b. Other robbery	17	11	64.70	3,534	953	26.96	
3. Criminal breach of trust	17	11	64.70	3,534	953	26.96	
4. Criminal breach of trust by public servant or by a banker, merchant or agent.	17	11	64.70	3,534	953	26.96	
Total ...	5,852	3,742	63.94	6,84,121	*2,66,751	38.96	
<i>(B).—Non-Cognizable.</i>							
5. Extortion	8	2	25	66	2	30.30	† Property amounting to Rs. 16 was recovered without the intervention of Police.
6. Criminal misappropriation	112	72	64.28	6,832	2,659	38.92	
Total ...	120	74	61.66	6,898	†2,661	38.57	

( 20 )

J. K. SPENCE,  
Commissioner, Central Division.

STATEMENT C.

SOUTHERN DIVISION.

Property Stolen and Recovered in 1899.

OFFENCE.	Number of cases in which Property was stolen.	Number of cases in which Property was recovered.	Percentage of cases in which Property was recovered to cases in which Property was stolen.	Amount of Property stolen.	Amount of Property recovered.	Percentage of value of Property recovered to value of Property stolen.	REMARKS.
1	2	3	4	5	6	7	8
<i>(A).—Cognizable.</i>							
1. Theft ...	694	418	60.23	Rs. 1,36,605	Rs. 57,941	42.41	Recoveries during the year out of property stolen in the previous year, Rs. 9,771.
<i>a.</i> In conjunction with lurking house-trespass or house-breaking.	92	92	100.	7,648	5,299	69.30	
<i>b.</i> In conjunction with receiving of stolen property.	1,144	902	78.85	54,960	31,896	58.03	Recoveries of property stolen in Native States outside the division made during the year in Belgaum, Rs. 4,365-10-8.
<i>c.</i> Other thefts ...	153	87	56.86	1,19,353	15,829	13.26	
2. Robbery ...	105	65	61.90	17,773	6,541	36.80	
<i>a.</i> Dacoity ...	54	34	62.96	8,549	2,120	24.80	
<i>b.</i> Other robbery ...	10	4	40.	3,946	2,951	74.78	
3. Criminal breach of trust ...							
4. Criminal breach of trust by public servant or by a banker, merchant or agent.							
Total ...	2,252	1,502	71.13	3,48,832	1,22,577	35.13	
<i>(B).—Non-Cognizable.</i>							
5. Extortion ...	2	...	...	50	.....	.....	
6. Criminal misappropriation ...	16	16	100.	3,193	631	19.76	
Total ...	18	16	88.89	3,243	631	19.46	

( Xci )

A. F. WOODBURN,  
Acting Commissioner, Southern Division.





---

STATEMENT E.

---

STATEMENT  
Showing Strength, Cost, Distribution,

District.	SANCTIONED STRENGTH OF POLICE FORCE.										COST OF POLICE.								
	Inspector-General, Deputy and Assistant Inspector-General, District Superintendents.	Number of District and Assistant District Superintendents.	Number of Inspectors.	Number of Deputy Inspectors, Sub-Inspectors, or Chief or European Constables.	Number of Head Constables or Sergeants (Mounted and Unmounted).	Number of Mounted Constables.	Number of Foot Constables.	Number of Water Constables.	Total.	Strength of Cantonment, Town or Municipal and Water Police, paid for wholly or in part from Imperial or Provincial Revenues.		Pay and travelling or other allowances (of all kinds) of District and Assistant District Superintendents and their Office and Personal Establishments.	Total pay of Subordinate Officers (Columns 6 to 9).	Total pay of Constables of all classes (Columns 7 to 9).	Horse and travelling allowances, permanent or otherwise, not included in Columns 13 and 14.	Average pay of			
										Officers.	Men.					Mounted Constables.	Foot and Water Constables.		
1	2	3	4	5	6	7	8	9	10	11	12	13	14	15	16	17	18	19	
<i>Northern Division.</i>																			
Ahmedabad	1	3	15	261	21	925	1,233	4	14,298	68,720	1,15,767	6,123	362-54	117-54					
Proach	1	2	8	99	6	379	485	1	11,297	28,673	44,795	1,287	316-83	113-77					
Kaira	1	2	9	139	6	568	723	1	10,923	37,045	67,712	3,795	358-66	111-37					
Panch Mahals	1	2	7	130	6	588	661	1	10,850	32,230	59,587	4,778	360-37	98					
Surat	1	2	11	170	14	703	901	1	15,259	45,734	83,119	5,550	358-57	114-69					
Tilava	2	2	14	169	...	664	850	1	17,250	43,673	72,632	7,829	...	123-52					
<b>Total</b>	6	13	64	667	56	3,774	4,683	2	79,909	2,54,275	4,43,612	31,360	...	...					
<i>Central Division.</i>																			
Ahmednagar	4	3	14	158	9	611	790	3	17,385	46,460	71,066	5,974	120	114					
Khandesh	2	4	25	361	70	1,286	1,755	1	24,257	94,496	1,53,275	34,562	122-2	111-5					
Nasik	1	2	15	178	9	618	823	3	13,187	49,647	71,092	4,520	120	116-49					
Poona	2	3	21	219	16	928	1,189	21	14,791	69,453	1,13,363	2,731	546-65	115-989					
Satara	2	2	18	203	7	792	1,023	1	11,855	55,504	91,896	7,551	357-5	225-10					
Shalapur	1	1	10	119	7	492	630	1	13,693	80,688	55,473	3,403	322-8	109-7					
<b>Total</b>	10	15	103	1,237	134	4,727	6,219	27	1,00,308	3,46,326	5,55,164	58,741	264-65	132-62					
<i>Southern Division.</i>																			
Belgaum	1	3	13	146	12	641	714	3	14,003	39,175	60,700	10,627	116-25	119-02					
Bijapur	1	2	11	147	6	521	688	1	9,147	38,402	58,491	6,265	116-16	107-08					
Dharwar	2	2	15	193	10	653	875	1	13,379	52,010	69,554	5,001	358-94	113-65					
Kanara	1	2	13	146	...	544	705	1	12,806	40,344	57,929	6,871	...	106-55					
Kolaba	1	1	8	104	...	444	558	1	13,347	27,224	60,137	4,374	...	135-44					
Ratnagiri	1	2	12	151	...	606	772	1	10,636	42,246	70,807	6,214	...	116-50					
<b>Total</b>	7	11	70	867	29	3,309	4,312	3	73,353	2,39,401	3,76,618	39,563	197-12	116-48					
Bombay Presidency Proper	1	...	...	...	...	...	1	...	...	...	...	...	...	...					
<b>Grand Total of Presidency Proper</b>	1	28	39	237	3,091	208	11,810	15,414	31	1,00,308	3,46,326	5,55,164	58,741	132-62					

\* Includes one probationer.  
† The difference of 3 persons in Nasik in the distribution of force has not been explained.

E.

and Employment of District Police for the Bombay Presidency in the year 1899.

Contingencies and all expenses other than those included in Columns 13 to 17.	DISTRIBUTION OF FORCE.																		
	Total Cost.	Payable from (a) Imperial, (b) Provincial Revenues.			District Force.														On Town, Municipal, or Harbour duty.
		Payable from other sources.	Guards at District, Central and Subsidiary Jails.		Reservo.		Guards over Lock-ups and Treasuries, or Escorts to Prisoners and Treasure (if not included in Columns 28 and 27) also Policemen on orderly duty.		Police employed in Courts.		Engaged in prevention and detection of Crime.		Total.						
			Officers.	Men.	Officers.	Men.	Officers.	Men.	Officers.	Men.	Officers.	Men.	Officers.	Men.	Officers.	Men.			
20	21	22	23	24	25	26	27	28	29	30	31	32	33	34	35	36	37	38	
Rs.	Rs.	Rs.	Rs.																
20,210	2,23,123	2,23,123	450	...	...	20	68	38	161	5	16	316	706	279	91	...	...	...	...
11,659	97,611	97,611	773	1	8	16	77	16	64	6	...	71	206	109	305	...	...	...	...
2,843	1,23,820	1,23,820	784	...	...	22	104	23	77	4	35	101	356	170	672	...	...	...	...
20,823	1,28,268	1,28,268	...	4	12	16	78	20	88	...	5	90	358	139	541	...	...	...	...
15,698	1,65,290	1,65,290	...	2	12	13	62	34	163	...	...	135	600	183	717	...	...	...	...
16,421	1,58,034	1,58,034	...	...	...	11	81	25	108	1	...	117	475	184	604	...	...	...	...
60,090	8,06,146	8,06,146	2,007	7	32	96	400	156	661	16	56	709	2,021	1,044	8,830	...	...	...	...
7,114	1,47,909	1,47,909	3,976	1	4	28	131	20	65	1	...	125	420	175	620	...	...	...	...
25,443	3,31,022	3,31,022	...	6	20	45	160	58	269	1	...	260	808	390	1,302	...	...	...	...
21,127	1,59,573	1,59,573	2,736	2	6	8	51	47	166	...	6	138	378	102	625	...	...	...	...
19,534	2,24,861	2,24,861	23,373	...	...	23	134	28	128	1	22	191	600	243	944	...	...	...	...
24,133	1,91,029	1,91,029	...	1	7	22	132	59	177	...	...	149	473	222	799	...	...	...	...
14,790	1,18,235	1,18,235	...	2	6	12	72	10	71	...	9	100	341	130	469	...	...	...	...
1,12,160	11,72,719	11,72,719	80,085	12	40	138	716	219	650	9	37	903	3,100	1,652	14,551	...	...	...	...
11,235	1,35,945	1,35,945	2,897	1	9	25	124	19	69	9	21	71	183	125	414	38	129	...	...
12,969	1,23,271	1,23,271	...	4	12	10	58	34	139	...	...	109	319	157	527	...	...	...	...
13,144	1,53,038	1,53,038	...	4	24	10	58	51	175	...	15	141	263	200	623	...	...	...	...
16,998	1,34,998	1,34,998	...	4	14	6	63	38	159	...	17	109	291	157	548	...	...	...	...
6,135	1,11,217	1,11,217	...	1	6	9	92	22	80	...	12	74	254	110	444	...	...	...	...
11,627	1,41,530	1,41,530	...	5	17	2	48	35	133	...	...	97	252	139	450	24	159	...	...
72,095	8,00,049	8,00,049	2,897	10	62	62	441	199	774	9	64	606	1,591	806	3,052	28	200	...	...
...	...	...	...	...	...	...	...	...	...	...	...	...	...	...	...	...	...	...	...
2,71,265	28,63,914	28,63,914	84,989	39	163	206	1,617	574	2,324	29	157	2,207	7,472	3,250	11,773	45	240	...	...

The difference of 23 between the total (19,761) of columns 4 to 9 plus columns 11 and 12, and the total (19,738) of columns 36 to 38 is due to the fact that in the Main District 3 men have not been shown in the distribution of the Police force and that in the Southern Division 19 men were employed in the Superintendent's office but not been shown there, owing to the absence of any appropriate column for the purpose.

STATEMENT E—continued.

District.	Area of whole Province (or District) in square miles.	Population of whole Province (or District).	Number of Police Stations.	Number of Outposts.	PROPORTION OF THE POLICE ENGAGED ON PREVENTION AND DETECTION OF CRIME (OFFICERS AND MEN).								REMARKS.
					To Area.			To Population.			Total amount of Cognizable Crime reported (Column 6 of Part I and Columns 8 and 10 of Part III of Statement A).	Proportion of Cognizable Crime to the Police Force engaged in the prevention and detection of Crime (Columns 32 and 33).	
					Of the whole Province (District).	Of Province (District), exclusive both of the Area and the Force in Towns.	Of Towns, exclusive of the Force outside Towns.	Of the Whole Province (District).	Of Province (District), exclusive both of the Population and the Force in Towns.	Of Towns, exclusive of the Force outside Towns.			
											43	44	
1	29	40	41	42	43	44	45	46	47	48	49	50	51
<i>Northern Division.</i>													
Ahmedabad ... ..	8,949	921,712	12	39	4.28	9.75	17.77	999.68	1,649.40	497.40	1,846	2.8	
Broach ... ..	1,469	341,490	7	16	4.76	6.1	9.1	1,112.34	1,168.9	930.6	835	2.71	
Kaira ... ..	1,809	871,589	12	28	3.52	4.20	6.38	1,907.19	2,052.04	1,330.18	2,094	4.58	
Panch Mahals ... ..	1,638	813,417	7	31	5.47	3.96	3.14	685.81	699.5	589	620	1.36	
Surat ... ..	1,692	649,989	11	37	2.66	4.86	52.78	1,039.78	1,510.42	475.11	1,263	2.01	
Thana ... ..	3,935	819,580	14	44	6.32	7.70	3.8	1,317.65	1,419.24	869.7	2,622	4.2	
Total ...	14,208	3,917,777	63	190	4.30	...	...	1,155.69	.....	.....	9,279	2.74	
<i>Central Division.</i>													
Ahmednagar ... ..	6,645	889,755	16	29	12.19	12.52	.08	1,630.74	1,993.74	609.58	1,656	2.87	
Khandesh ... ..	10,907	1,460,851	37	116	9.39	10.92	3.70	1,250.72	1,199.67	1,541.23	5,627	6.31	
Nasik ... ..	5,040	643,582	16	67	11.51	14.30	.15	1,634	1,662	711	2,395	4.64	
Poona ... ..	5,369.4	1,067,300	19	45	6.20	9.56	24	1,284.7	1,630.8	434.7	2,348	2.7	
Satara ... ..	4,989	1,225,959	14	43	8.01	9.50	.69	1,971.04	2,282.86	779.31	1,848	2.9	
Sholapur ... ..	4,542	750,639	12	16	10.29	14.97	.03	1,702	2071	691	1,521	3.44	
Total ...	38,391.4	6,237,966	118	316	9.56	...	...	1,553.2	.....	.....	15,303	3.69	
<i>Southern Division.</i>													
Belgaum ... ..	4,657	1,018,261	12	43	18.4	20.09	2.79	4,004.9	2,309.4	1,019.83	1,398	5.52	3 officers employed in the Superintendent's Office.
Bijapur ... ..	5,693	796,339	10	51	13.3	15.4	.05	1,960.6	2,118.4	279.3	1,218	2.85	3 do.
Dhárwar ... ..	4,535	1,051,314	16	45	8.49	5.3	140.08	1,968.7	1,030.05	2,766.87	1,795	3.36	4 do.
Kanara ... ..	3,910	446,361	14	39	9.7	11.29	26.65	1,115.3	1,186.72	646.05	1,130	2.82	3 do.
Kolaba ... ..	2,137	594,872	12	26	6.43	6.23	.29	1,791	1,668	1,084	1,527	4.00	3 do.
Ratnagiri ... ..	3,922	1,105,926	15	33	11.2	11	6	3,169	2,978	192	982	2.81	3 do.
Total ...	24,856	5,008,063	79	237	10.82	11.35	30.14	2,318.3	1999.76	398.26	8,050	3.5	19 not shown in columns XXIV to XXXVIII.
Bombay Presidency Proper ... ..	...	.....	...	...	...	...	...	...	.....	.....	...	...	
Grand Total of Presidency Proper ... ..	77,463	15,103,506	255	743	7.88	...	...	1,542.68	...	.....	32,632	3.31	

By order,  
 C. A. B. BEATTY,  
 Personal Assistant to the Inspector-General of Police.

---

STATEMENT F.

---

## STATEMENT

Return showing Equipment, Discipline, and General Internal

Province (District),	TOTAL STRENGTH				ARMAMENT OF THE FORCE.					PUNISHMENTS.												
	Sanctioned.		Actual.		With Fire-arms.			Not with Fire-arms.		Dis- missed.	Fined, degraded, or suspended depart- mentally, or depart- mentally punished in any other way provided in Section 7 of the Police Act.		Punished judicially by a Magistrate or Sessions Court.									
	Officers.	Men.	Officers.	Men.	Number provided with Rifles (Special Reserves, &c.).	Number provided with Breech- loading Smooth bore or Carbines.	Number provided with Muzzle- loading Smooth bores.	Number provided with Swords.	Number provided with Batsons only.				Officers.	Men.	Officers.	Men.	Officers.	Men.	Officers.	Men.	Officers.	Men.
1	2	3	4	5	6	7	8	9	10	11	12	13	14	15	16	17	18	19	20	21	22	
<i>Northern Division.</i>																						
Ahmedabad ... ..	279	951	278	923	...	(a)330	...	898	...	...	10	12	83	...	9	...	...	...	...	1	1	
Broach ... ..	109	388	108	383	...	(d)157	...	(b)311	26	1	4	4	20	...	...	...	...	...	...	...	...	
Kaira ... ..	180	572	148	568	...	(b)241	...	372	106	1	6	33	103	...	5	...	...	...	...	...	4	
Panch Mahals ... ..	139	641	137	610	...	(c)395	...	(a)251	31	...	6	13	81	...	1	...	...	...	...	1	3	
Surat ... ..	153	717	153	713	...	237	...	478	185	1	11	30	200	1	2	...	...	...	...	...	3	
Thána ... ..	184	664	184	660	...	(e)205	50	479	22	...	5	15	85	1	3	...	...	...	...	...	3	
Total ... ..	1,044	3,830	1,038	3,793	...	1,655	50	2,759	369	3	44	107	522	2	14	...	...	...	...	2	13	
<i>Central Division.</i>																						
Ahmednagar ... ..	175	620	175	616	24	280	...	202	285	1	3	9	67	4	...	...	...	...	...	...	...	
Rhândesh ... ..	390	1,363	389	1,346	...	592	...	707	443	2	12	36	199	...	2	...	...	...	...	2	1	7
Násik ... ..	192	627	191	610	10	279	...	539	...	1	20	26	103	...	8	...	...	...	...	1	6	
Poona ... ..	243	844	242	841	...	322	...	350	513	2	3	32	228	...	4	...	...	...	...	...	13	
Sátara ... ..	222	709	221	709	...	406	...	309	266	3	6	26	83	...	4	...	...	...	...	1	4	
Sholápur ... ..	130	409	130	403	...	190	...	194	242	1	3	79	166	...	...	...	...	...	...	...	3	
Total ... ..	1,352	4,851	1,348	4,805	34	2,069	...	2,291	1,749	9	52	208	846	4	18	...	...	...	...	2	3	33
<i>Southern Division.</i>																						
Belgaum ... ..	100	553	160	553	14	233	...	35	431	1	6	7	55	...	1	...	...	...	...	...	3	
Bijápúr ... ..	100	527	159	526	...	226	...	289	172	...	3	10	54	...	...	...	...	...	...	...	...	
Dhárwár ... ..	210	663	206	643	11	303	...	470	89	1	5	25	111	1	2	...	...	1	4	...	...	
Kánara ... ..	100	544	100	542	26	240	...	212	218	1	1	25	92	...	1	...	...	...	...	1	1	
Kolába ... ..	113	444	113	441	...	179	...	378	...	...	1	3	24	...	...	...	...	...	...	...	...	
Ratnágiri ... ..	166	606	164	602	...	256	...	36	479	...	5	8	84	...	2	...	...	...	...	...	...	
Total ... ..	963	3,337	963	3,310	50	1,440	...	1,420	1,369	3	21	78	370	1	6	...	...	1	4	1	3	
Total for Presidency Proper ... ..	3,364	12,018	3,318	11,907	84	5,170	50	6,500	2,507	15	117	393	1,738	7	39	...	...	1	6	6	46	

F.

Management of the Force for the Bombay Presidency, for the year 1899.

REWARDS.		EDUCATION.		Number enlisted during the year.	Of one year's service and under ten years.		Of ten years' service and upwards.		NUMBER WHO HAVE LEFT THE FORCE DURING THE YEAR.							PERCENTAGE TO TOTAL ACTUAL STRENGTH OF			REMARKS.
By promotion.	By Kohata, present & good-conduct stripes or money rewards.	Officers.	Men.		Of one year's service and under ten years.	Of ten years' service and upwards.	On Pension or Gratuity.	By resignation without Pension or Gratuity.	By dismissal.	By discharge otherwise than under preceding columns.	By desertion.	By death.	Admissions into Hospital.	Daily average sick.	Deaths.				
23	24	25	26	27	28	29	30	31	32	33	34	35	36	37	38	39			
	267	201	368	148	635	528	23	19	10	8	...	14	52.9	14	1.10	24 vacancies (1 officer and 23 men). (a) 1 Shirasdar and 1 Court Prosecutor unarmed.			
	124	61	102	77	212	202	14	14	5	4	...	7	43.17	143	1.42	2 do. (1 officer and 2 men). (b) 1 Shirasdar not armed, (c) 2 Inspectors and 7 Chief Constables are also armed with revolvers.			
	223	118	316	60	302	368	12	17	7	...	...	8	24.02	100	1.11	6 do. (2 officers and 4 men). (d) 3 men of office establishment unarmed.			
	404	68	164	72	245	360	27	14	8	1	6	26	20.67	106	3.8	3 do. (2 officers and 1 man). (e) 3 men of office establishment unarmed. (f) 7 officers (2 Inspectors and 5 Chief Constables) are also armed with revolvers.			
	399	133	355	126	450	320	20	44	12	14	...	12	37.93	110	1.35	4 do. (4 men).			
	623	131	234	73	363	418	13	22	5	2	...	10	83.29	122	3.67	4 do. (4 men). (g) the Shirasdar and 1 Court Prosecutor unarmed.			
	1,830	730	1,699	647	2,097	2,186	109	130	47	29	6	83	43.43	116	1.94	44 vacancies (6 officers and 38 men) 11 unarmed.			
	42	152	370	63	423	316	26	14	4	1	...	9	16.64	104	1.12	4 vacancies 1 Court Prosecutor and 3 B.A. members unarmed.			
	279	227	517	93	643	694	29	33	14	...	5	21	29.16	107.0	1.21	17 do. 1 Court Prosecutor, 1 Shirasdar and 8 A.B.K. men unarmed.			
	68	140	262	60	301	380	9	36	21	...	...	37	40.82	111	4.01	18 do. (1 Head Constable and 17 Chief Constables). 1 Shirasdar unarmed.			
	183	204	512	240	453	490	40	47	10	3	5	131	61.9	114	11.07	4 do. 1 Court Prosecutor and 1 Shirasdar unarmed.			
	293	169	468	78	626	414	31	12	8	1	...	26	82.17	123	2.54	1 do. 1 Court Prosecutor, 1 Shirasdar and 30 A.B.K. men unarmed.			
	155	89	265	30	251	333	18	10	4	...	...	8	22.09	106.6	1.12	6 do. 3 A.B.K. Head Constables and 3 office men unarmed.			
	1,020	670	2,385	608	2,050	2,626	153	167	61	5	10	232	41.02	101.1	8.77	50 vacancies. 60 unarmed.			
	142	138	271	86	288	310	24	7	7	4	...	42	18.37	101.9	6.63				
	40	94	212	28	204	453	8	1	3	...	...	10	15.32	128	1.46	2 vacancies (1 officer and 1 man)			
	73	141	360	92	320	437	9	14	6	...	16	20	42.23	111	2.35	24 do. (4 officers and 20 men).			
	145	116	182	60	267	386	18	11	2	6	1	11	53.55	115	1.66	2 do. (2 men).			
	99	87	234	18	215	324	7	5	1	...	...	5	57.4	125	90	5 do. (1 officer and 4 men)			
	133	131	374	45	252	469	23	2	6	...	...	12	55.25	115	1.55				
	631	706	1,623	819	1,546	2,408	94	40	24	10	17	109	40.69	111	2.31	33 vacancies (6 officers and 27 men)			
	3,681	2,406	5,008	1,433	6,602	7,220	366	327	132	44	32	416	12.66	111	2.72	127 vacancies. 71 unarmed.			

By order,  
 C. A. B. BEATTY,  
 Personal Assistant to the Inspector-General of Police.



STATEMENT

Statement showing the Race and Religion or Caste of Officers

Districts.	RACE.															RELIGION																				
	Europeans.					Eurasians.					Natives.					Officers.																				
	District Superintendents.	Assistant District Superintendents.	Inspectors.	Deputy or Sub-Inspectors or Chief Constables and Head Constables or Sergeants.	Constables.	District Superintendents.	Assistant District Superintendents.	Inspectors.	Deputy or Sub-Inspectors or Chief Constables and Head Constables or Sergeants.	Constables.	District Superintendents.	Assistant District Superintendents.	Inspectors.	Deputy or Sub-Inspectors or Chief Constables and Head Constables or Sergeants.	Constables.	Christians.	Mahomedans.	Hindus.																		
																		Brahmins.	Rajputs and Barats.	Hindustanis.	Sikhs.	Marathas.	Lohans.	Khatris.	Chattris.	Baniás.	Leogýats.	Naldus and Modliars.								
1	2	3	4	5	6	7	8	9	10	11	12	13	14	15	16	17	18	19	20	21	22	23	24	25	26	27	28	29	30							
<i>Northern Division.</i>																																				
Ahmedabad .. ..	1	1	1	1	..	..	..	..	1	..	..	..	..	2	247	954	5	87	53	9	..	2	14	..	..	..	..	..	..	..	..	..	11	..	..	
Feroch .. ..	1	..	1	..	..	..	..	..	1	..	..	..	..	1	105	383	3	45	10	9	..	..	..	..	..	..	..	..	..	..	..	..	7	..	..	
Kaira .. ..	1	..	..	..	..	..	..	..	..	..	..	..	..	2	146	558	1	63	25	11	..	..	7	..	..	..	..	..	..	..	..	..	..	..	..	
Panch Mahala ..	1	..	..	..	..	..	..	..	1	..	..	..	..	2	134	540	2	26	30	14	..	..	25	..	..	..	..	..	..	..	1	..	..	..	..	
Burd .. ..	1	..	..	..	..	..	..	..	..	..	..	..	..	2	181	719	1	40	18	11	..	..	45	..	..	..	..	..	..	..	5	..	..	..	..	
Thane .. ..	1	1	..	..	..	..	..	..	..	..	..	..	..	2	152	660	5	13	16	..	..	101	..	..	..	..	..	..	..	..	..	..	..	..	..	
Total .. ..	6	2	3	1	..	..	..	..	3	..	..	..	..	11	905	3,818	17	203	142	54	..	2	192	..	..	..	..	..	..	..	24	..	..	..	..	
<i>Central Division.</i>																																				
Ahmednagar .. ..	1	3	..	..	..	..	..	..	1	..	..	..	..	2	172	616	5	73	32	8	..	..	40	..	..	..	..	..	..	..	..	..	8	..	..	..
Rhandesh .. ..	1	2	..	..	..	..	..	..	..	..	..	..	..	4	335	1,340	5	149	92	..	..	..	19	..	..	..	..	..	..	..	..	..	..	..	..	..
Nasik .. ..	1	..	..	..	..	..	..	..	..	..	..	..	..	2	139	610	1	80	22	..	..	..	40	..	..	..	..	..	..	..	..	..	..	..	..	..
Tona .. ..	1	1	1	..	4	..	..	..	..	..	..	..	..	2	235	941	8	56	33	..	..	..	107	..	..	..	..	..	..	..	..	..	..	..	..	..
Eatara .. ..	1	1	..	..	..	..	..	..	4	..	..	..	..	2	215	799	6	63	29	4	..	..	110	..	..	..	..	..	..	..	..	2	..	..	..	
Bholapur .. ..	1	..	..	..	..	..	..	..	1	..	..	..	..	1	128	493	2	52	14	11	..	..	85	..	..	..	..	..	..	..	..	..	..	..	..	
Total .. ..	6	7	1	..	4	..	..	..	6	..	..	..	..	13	1,324	4,905	27	473	322	23	..	..	351	..	..	..	..	..	..	..	..	5	..	..	..	
<i>Southern Division.</i>																																				
Bulgaum .. ..	1	..	1	..	..	..	..	..	1	..	..	..	..	..	158	553	6	63	22	8	..	..	50	..	..	..	..	..	..	..	..	10	4	..	..	..
Bijapur .. ..	1	..	..	..	..	..	..	..	..	..	..	..	..	2	157	526	1	86	22	8	..	..	18	..	..	..	..	..	..	..	..	5	..	..	..	..
Dharwar .. ..	1	2	..	..	..	..	..	..	..	..	..	..	..	2	204	643	3	84	27	11	..	1	44	..	..	..	..	..	..	..	20	2	..	..	..	..
Kanara .. ..	1	..	..	..	..	..	..	..	2	..	..	..	..	2	156	542	17	55	27	..	..	..	38	..	..	..	..	..	..	..	2	..	..	..	..	
Kolaba .. ..	1	..	..	..	..	..	..	..	..	..	..	..	..	1	112	444	4	4	15	3	..	..	05	..	..	..	..	..	..	..	..	..	..	..	..	
Ratnagiri .. ..	1	..	..	..	..	..	..	..	..	..	..	..	..	2	162	602	3	16	14	..	..	..	86	..	..	..	..	..	..	..	..	..	..	..	..	..
Total .. ..	6	2	1	..	..	..	..	..	1	2	..	..	..	9	949	3,310	34	308	127	25	..	1	301	..	..	..	..	..	..	..	..	27	6	..	..	
Total for Presidency Proper .. ..	18	11	4	1	4	..	..	1	11	..	..	..	..	38	3,209	11,933	78	1,074	491	103	..	3	844	..	..	..	..	..	..	34	42	6	..	..	..	

and Men employed in the Police for the Bombay Presidency for the year 1899.

● CASTE.																													
										Men.																			
										Hindus.															Other Religions.				
Bhils.	Kolis.	Parekshis.	Kunbis.	Hindus of all other Castes.	Jews.	Parsis.	Christians.	Mahomedans.	Bráhmins.	Rájpouts and Barois.	Khatris and Chattris.	Loháns.	Sikhs.	Baniás.	Jains.	Maráthas.	Hindustanis.	Bhils.	Kolis.	Lingáyats.	Pardeshis.	Mánga.	Kunbis.	Sardars and Modiyars.	Hindus of all other Castes.	Jews.	Parsis.	Grand Total, Officers and Men.	REMARKS.
30	31	32	33	34	35	36	37	38	39	40	41	42	43	44	45	46	47	48	49	50	51	52	53	54	55	56	57	58	59
..	..	9	20	7	2	5	876	130	94	..	..	..	7	2	83	..	204	..	..	..	..	9	85	5	..	1,205	24 vacancies.		
..	..	..	34	..	1	..	187	39	28	..	..	..	8	..	..	..	..	..	..	..	..	..	..	121	..	..	402	5 do.	
17	..	..	22	1	3	..	304	53	87	..	..	..	..	..	19	..	109	..	..	..	..	..	..	47	..	..	717	6 do.	
31	..	..	8	..	..	..	140	80	85	..	..	..	1	..	125	..	158	..	..	..	..	..	..	4	..	..	675	3 do.	
..	..	30	..	14	1	10	100	54	9	..	..	..	7	..	208	..	..	..	..	139	..	..	..	90	..	7	807	4 do.	
4	..	..	40	3	4	1	24	24	..	..	..	..	..	..	481	..	17	..	..	..	..	..	..	111	2	..	640	4 do.	
85	..	30	9	139	12	19	6	1,230	898	208	..	..	..	23	2	600	..	485	..	..	130	..	..	466	7	7	4,806	46 vacancies.	
..	2	..	13	3	1	4	281	34	23	..	..	..	..	..	141	..	..	14	10	..	..	..	..	110	..	..	708	4 vacancies.	
82	1	..	43	1	..	14	609	276	9	..	..	..	..	..	55	..	367	5	..	..	..	..	..	104	..	..	1,234	17 do.	
10	3	15	..	19	1	1	230	40	..	..	..	..	..	..	160	..	65	36	..	85	..	..	..	45	..	..	802	18 do.	
..	3	20	..	14	2	2	189	79	..	..	..	..	..	..	436	..	..	27	..	73	..	..	..	155	3	..	1,105	4 do.	
..	..	..	..	5	3	1	187	54	9	..	..	..	..	..	438	..	..	..	9	..	..	..	..	100	2	..	1,020	1 vacancy.	
..	..	..	..	15	..	3	1	224	40	30	..	..	..	..	121	..	..	..	..	3	..	..	..	59	..	..	624	6 vacancies.	
92	8	36	..	109	9	7	19	1,020	481	76	..	..	..	..	1,351	..	432	81	19	111	..	..	..	611	4	..	6,100	50 vacancies.	
..	..	..	..	8	..	..	3	213	44	14	..	..	..	..	..	207	..	..	..	43	..	..	6	23	..	..	714	3 vacancies.	
..	..	..	..	20	..	..	1	313	43	15	..	..	..	..	..	67	..	..	..	28	..	..	..	65	..	..	64	24 do.	
..	..	..	..	17	..	..	3	297	65	25	..	..	..	..	..	126	..	..	..	75	..	..	..	67	1	..	401	3 do.	
..	..	..	..	22	..	..	60	165	27	1	..	..	..	..	..	163	..	..	..	..	..	..	..	120	..	..	700	8 vacancies.	
..	..	..	..	23	..	..	..	10	21	3	..	..	..	..	..	339	..	..	..	..	..	..	..	60	..	..	100	..	
..	..	..	..	66	..	..	1	35	13	..	..	..	..	..	..	378	..	..	..	..	..	..	..	175	..	..	160	13 vacancies.	
..	..	..	..	131	..	..	48	1,026	215	58	..	..	..	..	..	1,300	..	..	..	141	..	..	6	812	1	..	4,100	127 vacancies.	
177	8	65	9	379	21	26	73	3,576	1,084	337	..	..	..	23	2	3,117	..	917	81	163	170	..	6	8,157	12	7	5,200	..	

\* Includes 1 probationer who is not shown in Statement F. 3 A'kbari Head Constables in salary reduced shown in Statement F have not been included in this statement.

In order,  
**C. A. B. BEATTY,**  
 Personal Assistant to the Inspector-General of Police.

Annual Police Statement—Supplementary No. II.—Showing the Number of Licenses issued under the Arms Act in the Districts of the Bombay Presidency for the year 1893.

District.	LICENSES ISSUED AND RENEWED.				CASES.			REMARKS.
	Dealing in Arms and Ammunition.	Possession or carrying of Arms.		Miscellaneous Journeys, &c.	Total number of cases instituted in respect of Licenses shown in Columns 2-5.	Number of cases in which fines were imposed.	Amount of fines imposed.	
		Fire-arms.	Other Arms.					
1	2	3	4	5	6	7	8	9
<i>Northern Division.</i>								
Ahmedabad ... ..	6	280	562	183	60	44	Rs. a. p. 329 8 0	399 is the actual number of fire-arms covered by the licenses. 150 licenses appertaining to both fire-arms and other arms are also included in this column. In five cases the accused were sentenced to imprisonment; in 7 cases the accused were discharged, 3 cases were excluded, and 1 case was pending at the close of the year.
Kaira ... ..	3	97	549	2	4	4	9 0 0	These licenses covered 849 arms other than fire-arms. (a) 42+55 (b) 55+494 (a) Covered 45 fire-arms. (b) Covered 73 fire-arms.
Panch Mahals ... ..	2	175	387	...	...	...	.....	Actual number of arms covered by licenses under Class II, amounted to 646, and the number of fire-arms covered by them to 118.
Broach ... ..	3	130	216	42	2	2	31 0 0	295 licenses were issued or renewed for swords only. 79 licenses were issued or renewed for guns only. 3 licenses were issued or renewed for pistols only. 1 license was issued or renewed for a revolver only. 92 licenses appertain both to fire-arms and other arms.
Furat ... ..	3	207	59	18	...	...	.....	470 115 licenses to possess fire-arms were granted. 207 licenses for edged weapons were renewed. 9 new licenses were granted for edged weapons. There were 42 licenses both for fire-arms and edged weapons together. The above licenses covered 169 fire-arms and 300 edged weapons.
								212 renewed 38 new licenses. <u>250</u> 47 fire-arms and others. 170 fire-arms. 22 other arms. 3 licenses to deal in ammunition. 8 licenses for blasting powder.
								Total ... 250
								250 licenses cover the following arms:— 220 Guns, 28 Pistols, 2 Air-guns. 123 Swords. 7 Daggers. 2 Sword-sticks, 6 Jamias, 3 Knives, 6 Dirks.
								Total ... 397
Thana ... ..	13	810	42	1	...	...	.....	* Include 31 licenses which cover both " fire-arms " and " other arms."
								Fire-arms ... { Renewed ... 800 Fresh ... 10 <u>810</u>
								Other arms... { Renewed ... 40 Fresh ... 2 <u>42</u>
Total ...	30	1,699	1,815	246	66	50	369 8 0	Total 852—31=821.

Annual Police Statement—Supplementary No. II.—Showing the Number of Licenses issued under the Arms Act in the Districts of the Bombay Presidency for the year 1899—continued.

District.	LICENSES ISSUED AND RENEWED.				CASES.			Amount of fines imposed.	SUMMARY.	
	Dealing in Arms and Ammunition.	Possession or carrying of Arms.		Miscellaneous, Journeys, &c.	Total number of cases instituted in respect of Licenses shown in Columns 2-5.	Number of cases in which fines were imposed.	Number of licenses, including both "fire-arms" and "other arms."		Number of fire-arms covered by the licenses of the second description.	
1	2	3	4	5	6	7		8		9
<i>Central Division.</i>										
Ahmednagar ... ..	31	532	192	2	...	...	.....	103	557	
Khândesh ... ..	37	1,207	864	...	11	5	182 0 0	838	1,643	
Násik ... ..	12	817	268	...	...	...	.....	118	349	
Poona ... ..	35	185	77	4	5	4	181 0 0	39	314	
Sátára ... ..	17	206	78	11	12	4	25 8 0	26	218	
Sholápur ... ..	22	1,027	259	...	1	...	.....	237	1,102	
Total ...	154	3,474	1,738	17	29	13	388 8 0	1,360	4,303	
<i>Southern Division.</i>										
Belgaum ... ..	18	675	190	21	3	1	10 0 0	.....	.....	
Bijápur ... ..	8	291	158	1	3	...	.....	.....	.....	
Dharwár ... ..	15	606	224	1	...	...	.....	.....	.....	
Kánara ... ..	10	1,734	47	71	...	...	.....	.....	.....	
Kolába ... ..	5	585	40	1	...	...	.....	.....	.....	
Ratnágiri ... ..	14	2,739	26	38	...	...	.....	.....	.....	
Total ...	70	6,580	685	133	6	1	10 0 0	.....	.....	
Grand Total for the Presidency Proper ...	254	11,763	4,238	396	101	64	769 0 0	.....	.....	

By order,  
C. A. B. BEATTY,  
Personal Assistant to the Inspector-General of Police.