

ACCOUNTS AND BALANCE SHEETS


OF

CO-OPERATIVE CREDIT SOCIETIES IN EASTERN BENGAL AND ASSAM

FOR THE YEAR ENDING ON THE

30th June 1910.

COMPILED IN THE OFFICE AND PUBLISHED UNDER AUTHORITY OF
THE REGISTRAR OF CO-OPERATIVE CREDIT SOCIETIES,
EASTERN BENGAL AND ASSAM.



SHILLONG.

PRINTED AT THE EASTERN BENGAL AND ASSAM SECRETARIAT PRINTING
OFFICE.

1911.

ACCOUNTS AND BALANCE SHEETS


OF

CO-OPERATIVE CREDIT SOCIETIES IN EASTERN BENGAL AND ASSAM

FOR THE YEAR ENDING ON THE

30th June 1910.

COMPILED IN THE OFFICE AND PUBLISHED UNDER AUTHORITY OF
THE REGISTRAR OF CO-OPERATIVE CREDIT SOCIETIES,
EASTERN BENGAL AND ASSAM.



SHILLONG.

PRINTED AT THE EASTERN BENGAL AND ASSAM SECRETARIAT PRINTING
OFFICE.

1911.

ACCOUNTS AND BALANCE SHEETS


OF

CO-OPERATIVE CREDIT SOCIETIES IN EASTERN BENGAL AND ASSAM

FOR THE YEAR ENDING ON THE

30th June 1910.

COMPILED IN THE OFFICE AND PUBLISHED UNDER AUTHORITY OF
THE REGISTRAR OF CO-OPERATIVE CREDIT SOCIETIES,
EASTERN BENGAL AND ASSAM.



SHILLONG.

PRINTED AT THE EASTERN BENGAL AND ASSAM SECRETARIAT PRINTING
OFFICE.

1911.

CONTENTS.

	PAGE.
Alphabetical list of Co-operative Credit Societies with registered addresses, date of registration, number of members and capital on 30th June 1910 ...	1
 Urban Societies—	
Cash Account for 1909-1910	15
Revenue Account for 1909-1910	22
Balance Sheet on the 30th June 1910	24
Abstract of the Annual Accounts	30
Division of Profits of 1909-1910	32
 Rural Societies—	
Cash Account for 1909-1910	36
Revenue Account for 1909-1910	54
Balance Sheet on the 30th June 1910	60
Abstract of the Annual Accounts	92

ALPHABETICAL LIST OF CO-OPERATIVE CREDIT SOCIETIES IN
EASTERN BENGAL AND ASSAM WITH REGISTERED ADDRESS,
DATE OF REGISTRATION, NUMBER OF MEMBERS
AND CAPITAL.

[The names of the Urban Societies are printed in capitals.]

List of Societies.

Name of Society.	Registered address.			Date of Registration.	Number of mem- bers.	Capital at the end of the year.	Remarks.
	Town or village.	Post office.	District.				
1	2	3	4	5	6	7	8
Ahammadpur Gramya Dharma Bhandar.	Ahammadpur.	Sujanagar...	Pabna ...	22nd June 1909 ...	21	Rs. 1,746	
Airmari Gramya Mahajani Sabha	Airmari ...	Bakshiganj	Mymensingh	14th February 1908	18	4,356	
Akandangi Gramya Mahajani Sabha.	Akandangi	Khajurtola	Faridpur ...	10th January 1909	26	1,575	
Amirabad Gramya Dharma Bhandar.	Amirabad...	Angaria ...	Ditto ...	1st December 1907	43	1,555	
Arachari Co-operative Credit Society.	Kaptai Valley.	Chandra-ghona.	Chittagong Hill Tracts.	21st September 1908	24	476	
Baburchar Gramya Mahajani Sabha.	Baburchar...	Sadarpur...	Faridpur ...	11th July 1909 ...	22	1,165	
Bachamara Gramya Dharma Bhandar I.	Bachamara	Jaffarganj	Dacca ...	31st March 1909 ...	23	1,712	
Ditto ditto II ...	Ditto ...	Ditto ...	Ditto ...	3rd April 1909 ...	16	1,792	
Bagmara Gramya Dharma Bhandar.	Bagmara ...	Safulla ...	Pabna ...	22nd November 1906	246	9,683	
Badarpur Gramya Mahajani Sabha.	Badarpur...	Nangalkot	Tippera ...	12th October 1909 ...	31	1,200	
Bada Tegharis Gramya Dharma Bhandar.	Bada Tegharis.	Sherpur ...	Mymensingh	9th January 1910 ...	27	1,300	
Bahadurabad Gramya Mahajani Sabha, I.	Bahadurabad	Bahadurabad	Ditto ...	25th January 1908 ...	14	2,434	
Bahadurabad Gramya Mahajani Sabha, II.	Ditto ...	Ditto ...	Ditto ...	27th January 1908...	19	3,168	
Bahadurabad Sarkarpara Gramya Dharma Bhandar, III.	Ditto ...	Ditto ...	Ditto ...	9th January 1909	24	4,280	
Bahana Sesamukh Goolis Bank	Bahana ...	Hajo ...	Kamrup ...	4th March 1910 ...	28	896	
Balinghat Lag'agi Dharedia Chaharis Sabha.	Balinghat...	Gaurisagar	Sibsagar ...	14th June 1910 ...	19	...	Not begun work yet.
Baishrahi Gramya Dharma Bhandar.	Baishrahi	Palong ...	Faridpur ...	12th March 1908 ...	11	536	
Bakshiganj Gramya Mahajani Sabha.	Bakshiganj	Bakshiganj ...	Mymensing	1st February 1908 ...	10	1,945	
Balijuri Makzanul Islamul Kora	Balijuri ...	Madarganj	Ditto ...	7th May 1909 ...	14	1,653	
Ballabdi Gramya Dharma Bhandar.	Ballabdi	Ballabdi	Faridpur ...	1st December 1907...	28	936	
Banarochar Gramya Mahajani Sabha, I.	Banarochar	Dewanganj	Mymensingh	30th January 1908...	16	1,527	
Banarochar Gramya Mahajani Sabha, II.	Ditto ...	Ditto ...	Ditto ...	9th January 1909 ...	16	2,176	
Bangeswardi Gramya Dharma Bhandar.	Bangeswardi.	Bangeswardi.	Faridpur ...	14th November 1906	221	4,178	
Barapujia Co-operative Credit Society.	Barapujia...	Boha ...	Nowgong ...	28th November 1907	93	2,710	
Barat Gramya Dharma Bhandar...	Barat ...	Kachinathpur.	Pabna ...	5th February 1910 ...	27	715	
Barbila Gramya Mahajani Sabha	Barbila ...	Sambhuganj	Mymensingh	25th August 1909 ...	15	8	
Barthamankandi Gramya Dharma Bhandar.	Barthamankandi.	Nayabari ...	Dacca ...	31st March 1909 ...	16	1,197	
Barkamta Gramya Krishak Samiti.	Barkamta...	Barkamta...	Tippera ...	28th February 1909	49	1,868	

List of Societies.

Name of Society.	Registered address.			Date of Registration.	Number of members.	Capital at the end of the year.	Remarks.
	Town or village.	Post office.	District.				
1	2	3	4	5	6	7	8
Batabaria Gramya Mahajani Sabha.	Batabaria ...	Laksam ...	Tippera ...	16th October 1909 ...	43	Rs. 1,000	
Batibanda Moslem Bank ...	Batibanda...	Belabo ...	Dacca ...	13th May 1910 ...	14	170	
Batorhat Co-operative Credit Society.	Batorhat ...	Palasbari ...	Kamrup ...	7th November 1907	74	1,575	
Baurbhag Gramya Mahajani Sabha.	Baurbhag...	Kanaighat	Sylhet ...	17th February 1909.	23	977	
Bedgram Gramya Dharma Bhandar.	Bedgram ...	Gopalganj...	Faridpur...	26th February 1910...	30	1,135	
Binodpur Paschimkandi Gramya Dharma Bhandar.	Binodpur...	Palong ...	Ditto, ...	26th February 1909...	70	1,949	
Benwarchar Gramya Mahajani Sabha, I.	Benwarchar	Bakshiganj	Mymensingh	30th January 1908...	15	3,291	
Benwarchar Gramya Mahajani Sabha II.	Ditto ...	Ditto ...	Ditto ...	1st February 1908...	15	4,445	
Betbari Rural Co-operative Credit Society.	Betbari ...	Sibsagar ...	Sibsagar ...	19th July 1907 ...	72	2,559	
Betkuchi Gaolia Bank ...	Betkuchi...	Gauhati ...	Kamrup ...	31st May 1910 ...	12	400	
Bhadrakhola Gramya Dharma Bhandar.	Bhadrakhola.	Madaripur...	Faridpur...	26th February 1909	11	601	
BHANGA Rinadan Samiti, Ltd.	Bhanga ...	Bhanga ...	Ditto ...	9th February 1908...	84	851	
Bhangbari Dehatiganj Khana ...	Bhangbari	Gunaritola...	Mymensingh.	7th May 1909 ...	21	4,270	
BHARENGA Co-operative Urban Bank, Limited.	Bharenga...	Bharenga...	Palna ...	11th November 1906	74	13,496	
BHARENGA WEAVERS' Co-operative Bank.	Ditto ...	Ditto ...	Ditto ...	18th December 1908.	15	1,320	
Bhasanchar Dadpur Gramya Dharma Bhandar.	Bhasanchar	Angaria ...	Faridpur ...	19th March 1910 ...	25	703	
Bhatiachar Gramya Mahajani Sabha.	Bhatiachar...	Faridpur ...	Ditto ...	22nd March 1907 ...	39	1,916	
Bhaterchar Moslem Bank ...	Bhaterchar...	Belabo ...	Dacca ...	11th May 1910 ...	11	305	
Bholakut Gramya Mahajani Sabha.	Sukchail...	Chauddagram	Tippera ...	16th February 1910...	23	900	
Bhoomkhara Gramya Baitulmal	Bhoomkhara.	Louaing ...	Faridpur ...	16th October 1909...	51	1,562	
Bijhari Gramya Dharma Bhandar	Bijhari ...	Palong ...	Ditto ...	19th March 1910 ...	16	611	
Bil-Mahmudpur Gramya Mahajani Sabha.	Kaijuri ...	Faridpur...	Ditto ...	20th February 1907...	119	2,254	
Birangal Gramya Dharma Bhandar.	Birangal...	Ballabhdii ...	Ditto ...	1st December 1907...	31	1,204	
Birdhal Gramya Mahajani Sabha.	Birdhal ...	Kanaighat	Sylhet ...	22nd January 1907...	18	256	
Boalia Gramya Dharma Bhandar.	Boalia ...	Dulai ...	Palna ...	13th June 1910 ...	13	175	
Brahmandi Gramya Dharma Bhandar.	Brahmandi	Madaripur	Faridpur...	26th February 1909	37	1,366	
Bahmanpatti Gramya Dharma Bhandar.	Erahmanpatti.	Gosairhat...	Ditto ...	12th April 1909 ...	19	630	
Bangaon Laglagi Kartarkari Dharelia Chaharia Sabha.	Bangaon ...	Sibsagar ...	Sibsagar ...	17th March 1909 ...	66	1,543	
Boramara Gramya Dharma Bhandar.	Boramara...	Bharenga...	Palna ...	27th November 1906	112	1,127	

List of Societies.

Name of Society.	Registered address.			Date of Registration.	Number of members.	Capital at the end of the year.	Remarks.
	Town or village.	Post office.	District.				
1	2	3	4	5	6	7	8
Byampur Gramya Mahajani Sabha, I.	Byampur...	Kanairghat.	Sylhet ...	28th August 1908...	36	Rs. 1,158	
Ditto ditto ...	Ditto ...	Ditto ...	Ditto ...	3rd September 1908...	34	1,459	
Chaisha' andha Gramya Dharma Bhandar.	Chaishaban-dha.	Pogaldigha.	Mymensingh	13th April 1909 ...	20	3,116	
Chanderkandi Moslem Bank ...	Chanderkaz-di.	Raipura ...	Dacca ...	7th April 1910 ...	12	410	
Chandidasdi Gramya Dharma Bhandar.	Chandidasdi	Bhanga ...	Faridpur...	4th August 1905 ...	18	82	
Chandina Gramya Krishak Samiti.	Chandina...	Barkamta...	Tippera ...	26th February 1909...	50	1,434	
CHANDPUR Co-operative Bank, Limited.	Chandpur ...	Chandpur...	Ditto	17th February 1908...	30	1,474	
Chandraghona Rural Co-operative Credit Society.	Chandraghona.	Chandraghona.	Chittagong Hill Tracts.	10th June 1909 ...	93	1,168	
Chapatali Gramya, Dharma Bhandar.	Chapatali ...	Mustafapur	Faridpur...	19th March 1910 ...	32	1,078	
Char Baish Kahonia Gramya Bhandar.	Char Baish Kahonia.	Paglahat ...	Mymensingh	13th May 1910 ...	15	...	
Char Baruaigachi Gramya Dharma Bhandar.	Char Baruaigachi.	Rauha ...	Ditto	9th January 1910...	18	2,200	
Char Basanti Gramya Dharma Bhandar.	Char Basanti.	Piyarpur...	Ditto	29th March 1910 ...	22	1,500	
Char Binodpur Gramya Dharma Bhandar.	Char Binodpur.	Habiganj...	Faridpur...	11th January 1908...	81	2,844	
Char Bhabasur Gramya Dharma Bhandar.	Char Bhabasur.	Dewanganj	Mymensingh	9th January 1909 ...	16	2,168	
Char Chhataria Gramya Dharma Bhandar, I.	Char Chhataria.	Gunerbari...	Ditto	13th April 1909 ...	42	7,082	
Char Chhataria Lahiripara Gramya Dharma Bhandar, II.	Ditto	Ditto	Ditto	13th April 1909 ...	48	7,602	
Char Daulatkhan Gramya Dharma Bhandar.	Char Daulatkhan.	Kalkini ...	Faridpur ...	26th November 1907	35	1,285	
Char Dhurail Gramya Dharma Bhandar.	Char Dhurail.	Sibchar ...	Ditto	18th March 1908 ...	47	2,429	
Char Gobindapur Gramya Dharma Bhandar.	Char Gobindapur.	Palong ...	Ditto	27th December 1907	43	1,736	
Ditto ditto ...	Ditto	Sambhaganj	Mymensingh	13th August 1909 ...	10	1,900	
Charignon Gaolia Bank ...	Charignon	Jorhat ...	Sibsagar ...	11th October 1904...	140	1,675	
Charing Kakotignon Co-operative Credit Society.	Charing Kakotignon.	Gaurisagar	Ditto	3rd June 1907 ...	239	3,974	
Char Janjira Gramya Dharma Bhandar.	Char Janjira.	Goyghar ...	Faridpur ...	10th March 1908 ...	17	541	
Char Kamapur Gramya Mahajani Sabha.	Char Kamapur.	Faridpur...	Ditto	15th February 1907...	63	1,319	
Char Kharchar Gramya Dharma Bhandar.	Char Kharchar	Rauhar ...	Mymensingh	9th January 1910 ...	13	2,500	
Char Krishnapur Gramya Dharma Bhandar.	Char Krishnapur.	Faridpur...	Faridpur...	10th January 1909 ...	36	1,205	
Char Malgaon Gramya Dharma Bhandar.	Char Malgaon.	Palong ...	Ditto	13th March 1908 ...	38	1,328	

List of Societies.

Name of Society.	Registered address.			Date of Registration.	Number of members.	Capital at the end of the year.	Remarks.
	Town or village.	Post office.	District.				
1	2	3	4	5	6	7	8
Charnagar Dehantiganj Khana ...	Charnagar...	Madarganj	Mymensingh	7th May 1909 ...	17	Rs. 3,759	
Charnoo Gramya Mahajani Sabha.	Charnoo ...	Habiganj ...	Sylhet ...	7th March 1905 ...	22	68	
Char Sadipur Gramya Mahajani Sabha.	Char Sadi- pur.	Faridpur ...	Faridpur ...	16th January 1909...	20	1,003	
Char Thengamari Gramya Dharma Bhandar.	Char Then- gamari.	Kristapur ...	Ditto ...	27th September 1909	14	715	
Chaparkona Gramya Dharma Bhandar.	Chaparkona	Chaparkona	Mymensingh	12th April 1909 ...	21	2,360	
Char Saldah Gramya Mahajani Sabha.	Char Saldah	Goalundo...	Faridpur ...	20th March 1907 ...	73	1,741	
Char Sultanpur Gramya Samiti	Char Sul'an- pur.	Char Bistu- pur.	Ditto ...	18th January 1908	64	2,341	
Char Tepakhola Gramya Maha- jani Sabha.	Char Tapa- khola.	Faridpur ...	Ditto ...	9th December 1908	39	1,964	
Char Tepra Gramya Mahajani Sabha.	Char Tepra	Ditto ...	Ditto ...	20th February 1907	97	2,335	
Chaulia Gramya Dharma Bhan- dar.	Chaulia ...	Paikura ...	Mymensingh	6th May 1910 ...	16	1,000	
Chhaygaon Gramya Dharma Bhandar.	Chhaygaon	Hataria ...	Faridpur ...	7th April 1909 ...	63	2,276	
Chhotadesh Gramya Mahajani Sabha.	Chhotadesh	Kanairghat	Sylhet ...	18th February 1907	16	864	
Chiknagole Gramya Dharma Bhandar.	Chiknagole.	Khadimna- gar.	Ditto ...	8th October 1909 ...	29	2,025	
CHITTAGONG NON-GAZET- TED Officers' Co-operative Urban Bank, Limited.	Chittagong.	Chittagong	Chittagong	2nd December 1906	83	1,474	
COMILLA Co-operative Town Bank, Limited.	Comilla ...	Comilla ...	Tipperra ...	16th November 1909	62	7,303	
DACCA NON-GAZETTED Officers' Co-operative Town Bank, Limited.	Dacca ...	Dacca ...	Dacca ...	16th March 1906 ...	133	4,570	
Dadpur Gramya Dharma Bhan- dar.	Dadpur ...	Palong ...	Faridpur ...	26th February 1909	40	1,235	
Dakshin Hangara Dhan Dhare- dia Chaharia Sabha.	D a k s h i n Hangara.	Golaghat ...	Sibsagar ...	14th August 1909 ...	45	630	
Daknail Gramya Mahajani Sabha	Daknail ...	Kanairghat	Sylhet ...	18th February 1909	19	1,121	
Dakurirpar Gramya Dharma Bhandar.	Dakurirpar	Paikura ...	Mymensingh	9th January 1910...	21	1,100	
Dalairchar Gramya Dharma Bhandar.	Dalairchar	Kanairghat	Sylhet ...	31st August 1909 ...	17	1,045	
Damal Gaolia Bank ...	Damal ...	Jhaluguti...	Nowgong ...	22nd January 1907...	91	1,266	
Damodarpur Gramya Dharma Bhandar.	Damodarpur	Pogalligha	Mymensingh	10th April 1909 ...	30	4,765	
Dangarpar Gramya Dharma Bhandar.	Dangarpar..	Deora ...	Faridpur ...	2nd April 1909 ...	41	1,650	
Dariapur Gramya Dharma Bhandar, I.	Dariapur ...	Dulai ...	Fabna ...	27th November 1909	25	633	
Dariapur Gramya Dharma Bhandar II.	Ditto ...	Ditto ...	Ditto ...	6th December 1909...	22	123	
Dattapara Gramya Dharma Bhandar.	Dattapara..	Char Datta- para.	Faridpur ...	7th September 1907	122	1,760	

List of Societies.

Name of Society.	Registered address.			Date of Registration.	Number of members.	Capital at the end of the year.	Remarks.
	Town or village.	Post office.	District.				
1	2	3	4	5	6	7	8
Daulat Khan Kandi Moslem Bank.	Daulat Khan Kandi	Raipura ...	Dacca ...	11th April 1910 ...	20	Rs. 700	
Daulatpur Bhandar.	Daulatpur...	Sarisabari...	Mymensingh	13th April 1909 ...	29	3,176	
Debiganj Bhandar.	Debiganj ...	Debiganj...	Jalpaiguri ...	23rd February 1906	27	1,451	
Deonai Gramya Dharma Bhandar.	Deonai ...	Mathura ...	Pabna ...	12th November 1906	67	1,706	
Derurbil Gramya Dharma Bhandar.	Derurbil ...	Bakshiganj	Mymensingh	9th January 1909 ...	13	8,630	
Dharmapur Gramya Mahajani Sabha.	Dharmapur	Kanaighat	Sylhet ...	20th February 1906	18	1,326	
DHUBRI Co-operative Town Bank, Limited.	Dhubri ...	Dhubri ...	Goalpara ...	17th August 1909 ...	49	890	
Dhaturabati Gramya Mahajani Sabha.	Dhaturabati	Talma ...	Faridpur ...	8th January 1909 ...	43	1,716	
DIBRUGARH Co-operative Town Bank, Limited.	Dibrugarh...	Dibrugarh...	Lakhimpur	4th June 1908 ...	67	2,777	
Digar Nayamati Gramya Mahajani Sabha.	Digar Nayamati.	Kanaighat	Sylhet ...	18th February 1909	19	715	
Dinjoy-Chabua Gaolia Bank ...	Dinjoy Satra.	Dinjoy Satra.	Lakhimpur	2nd February 1906...	73	1,094	
Dopdar Rural Co-operative Credit Society.	Dopdar ...	Namtidol...	Sibsagar ...	6th June 1907 ...	145	1,648	
Dubarchar Gramya Dharma Bhandar.	Dubarchar	Kamararchar.	Mymensingh	4th April 1910 ...	13	1,225	
Dudkhali Bhandar.	Dudkhali...	Habiganj...	Faridpur ...	12th March 1908 ...	33	1,378	
Dudkhali Laptorchar Kandi Gramya Dharma Bhandar.	Dudkhali Laptorchar.	Ditto ...	Ditto ...	14th March 1908 ...	73	2,578	
Durgapur Gramya Mahajani Sabha.	Durgapur...	Jaintiapur	Sylhet ...	10th July 1907 ...	46	1,816	
Durlabhpur Gramya Dharma Bhandar.	Durlabhpur	Kanaighat	Ditto ...	29th August 1908...	17	857	
Duyaria Gramya Mahajani Sabha.	Sukchail ...	Chaudagram.	Tippera ...	10th February 1910	14	600	
EASTERN BENGAL AND ASSAM Co-operative Central Bank, Limited.	Dacca ...	Dacca ...	Dacca ...	28th June 1909 ...	49	24,921	
Ebrahimpur Moslem Bank ...	Ebrahimpur	Ramnagar	Dacca ...	11th May 1910 ...	30	505	
Enaitnagar Gramya Dharma Bhandar.	Enaitnagar	Kalkini ...	Faridpur ...	1st December 1907	21	733	
Engrazal Pathantuli Gramya Atua Kandi Bhandar.	Engrazal Pathantuli.	Malda ...	Malda ...	16th December 1909	10	100	
Fagunda Gramya Krishak Samiti.	Fagunda ...	Barkamta...	Tippera ...	25th August 1909 ...	17	820	
FARIDPUR Co-operative Urban Bank, Limited.	Faridpur ...	Faridpur ...	Faridpur ...	7th January 1907 ...	423	22,551	
Fukura Gramya Samiti ...	Fukura ...	Fukura ...	Ditto ...	30th May 1910 ...	29	1,728	
Gandhail Gramya Dharma Bhandar, I.	Gandhail...	Trota ...	Dacca ...	26th March 1906 ...	11	217	

List of Societies.

Name of Society.	Registered address.			Date of Registration.	Number of members.	Capital at the end of the year.	Remarks.
	Town or village.	Post office.	District.				
1	2	3	4	5	6	7.	8
Gandhail Gramya Dharma Bhandar, II.	Gandhail ...	Teota ...	Dacca ...	8th January 1907 ...	13	Rs. 311	
Ditto ditto ditto, III ...	Ditto ...	Ditto ...	Ditto ...	8th January 1907 ...	23	230	
GAUHATI Co-operative Town Bank, Limited.	Gauhati ...	Gauhati ...	Kamrup ...	3rd February 1903 ...	102	23,428	
Gauripur Co-operative Union ...	Gauripur ...	Gauripur ...	Goalpara ...	16th April 1910 ...	100	1,665	
Gauripur Gramya Dharma Bhandar.	Ditto ...	Ditto ...	Ditto ...	19th April 1910 ...	23	160	
Garzaripa Gramya Bait-ul-Mal ...	Garzaripa ...	Paikura ...	Mymensingh	21st March 1910 ...	21	1,169	
Geramari Gramya Dharma Bhandar.	Geramari ...	Gauripur ...	Goalpara ...	19th April 1910 ...	36	949	
Ghatakhan Gramya Dharma Bhandar.	Ghatakhan	Haturia ...	Faridpur ...	19th March 1910 ...	13	609	
Ghiladhari Laglagi Karbarkari Dharedia Chaharia Sabha.	Ghiladhari	Baruagaon	Sibsagar ...	17th August 1909 ...	25	689	
Ghorbandi Co-operative Credit Society.	Ghorbandi	Panitola ...	Lakhimpur	4th November 1907	300	3,463	
Ghugumari Gramya Dharma Bhandar.	Ghugumari	Madarganj	Mymensingh	7th May 1909 ...	24	3,863	
Ghurka Co-operative Credit Society.	Ghurka ...	Serajganj ...	Pabna ...	3rd December 1909 ...	46	1,479	
Gobidanagar Gramya Mahajani Sabha.	Gobidanagar	Dewanganj	Mymensingh	31st October 1907 ...	11	1,734	
Gobindapur Gramya Dharma Bhandar.	Gobindapur	Kamarpara	Rangpur ...	9th April 1910 ...	23	1,060	
Gokulnagar Moslem Bank ...	Gokulnagar	Ramnagar	Dacca ...	11th May 1910 ...	17	283	
GOLAGHAT Co-operative Town Bank, Limited.	Golaghat	Golaghat	Sibsagar ...	17th August 1909 ...	65	1,809	
GOPALGANJ Urban Bank, Limited.	Gopalganj	Gopalganj	Faridpur ...	25th August 1909 ...	181	5,400	
Greda Bil Mahmudpur Co-operative Credit Society.	Greda ...	Faridpur	Faridpur	11th May 1907 ...	73	3,358	
Gradanga Gramya Dharma Bhandar.	Gradanga	Bahadarpur	Mymensingh	12th May 1910 ...	21	...	
Gumerchar Gramya Mahajani Sabha.	Gumerchar	Ditto ...	Ditto ...	20th October 1907 ...	10	1,009	
Gurabhuin Gramya Mahajani Sabha.	Gurabhuin	Kajaldhara	Sylhet ...	7th March 1905 ...	34	223	
Haratail Gramya Mahajani Sabha, I.	Haratail ...	Jaintiapur	Ditto ...	10th Jan'y 1907 ...	29	1,745	
Ditto ditto, II ...	Ditto ...	Ditto ...	Ditto ...	19th February 1909	21	1,419	
Haridaspur Gramya Dharma Bhandar.	Haridaspur	Gopalganj	Faridpur ...	25th February 1910	17	1,125	
Harindhara Gramya Dharma Bhandar.	Harindhara	Dewanganj	Mymensingh	6th January 1909 ...	13	2,025	
Harokandi Gramya Mahajani Sabha.	Harokandi ...	Faridpur ...	Faridpur ...	12th March 1907 ...	67	720	
Hashimpur Moslem Bank ...	Hashimpur	Rajura ...	Dacca ...	1st June 1910 ...	16	289	
Hatima-i Gramya Mahajani Sabha.	Malaharganj	Laksam ...	Tippura ...	1st February 1910	23	650	

List of Societies.

Name of Society.	Registered address.			Date of Registration.	Number of members.	Capital at the end of the year.	Remarks.
	Town or village.	Post office.	District.				
1	2	3	4	5	6	7	8
Hemugram Gramya Dharma Bhandar.	Hemugram	Gowainghat	Sylhet ...	12th September 1908	55	Rs. 2,801	
Hoglakandi Moslem Bank ...	Hoglakandi	Raipura ...	Dacca ...	14th May 1910 ...	12	260	
Hogulpatia Gramya Dharma Bhandar.	Hogulpatia	Madaripur	Faridpur ...	7th April 1909 ...	25	790	
Hoshnabad Gramya Dharma Bhandar.	Hoshnabad	Habiganj	Ditto ...	30th November 1907	24	831	
Idrakpur Gramya Dharma Bhandar.	Idrakpur ...	Kalinathpur	Pabna ...	26th January 1910	22	1,012	
ISLAMABAD Town Bank, Limited.	Chittagong	Chittagong	Chittagong	25th January 1910	64	860	
Itkhola Bajitpur Gramya Dharma Bhandar.	Itkhola ...	Sibchar ...	Faridpur ...	1st December 1907	65	2,255	
Jadunandi Gramya Mahajani Sabha.	Rupbasat	Nagarkanda	Ditto ...	10th February 1910	14	535	
Jafrabad Gramya Krishak Samiti.	Jafrabad ...	Chandina ...	Tippera ...	26th February 1909	36	1,249	
Jahangirnagar Moslem Bank ...	Jahangir-nagar ...	Raipura ...	Dacca ...	23rd May 1910 ...	19	376	
Jakhlabandha Satra Co-operative Credit Society.	Nowgong...	Nowgong	Nowgong	10th September 1907	35	1,359	
Jalalabad Moslem Bank ...	Jalalabad...	Ramnagar	Dacca ...	11th April 1910 ...	16	420	
JAMALPUR Co-operative Town Bank, Limited.	Jamalpur...	Jamalpur...	Mymensingh	20th February 1908	95	37,855	
Jamduara Gramya Dharma Bhandar.	Jamduara	Teota ...	Dacca ...	8th January 1907 ...	11	246	
Janakipur Gramya Mahajani Sabha, I.	Janakipur	Bakshiganj	Mymensingh	5th February 1908...	13	2,751	
Ditto ditto, II ...	Ditto ...	Ditto ...	Ditto ...	6th February 1908...	11	3,585	
Jangaldi Gramya Bait-ul-Mal ...	Jangaldi ...	Sherpur ...	Ditto ...	21st March 1910 ...	15	1,585	
Jangalkhila Gramya Dharma Bhandar, I.	Jangalkhila	Sripadi Shamshujanj.	Ditto ...	9th January 1910 ...	13	1,000	
Jangalkhila Gramya Dharma Bhandar II.	Ditto ...	Paikura ...	Ditto ...	21st March 1910 ...	13	1,147	
Janji Rural Co-operative Credit Society.	Janji ...	Janji ...	Sibsagar...	3rd June 1907 ...	78	1,812	
Jaynagar Gramya Dharma Bhandar.	Jaynagar...	Gyghar ...	Faridpur ...	26th December 1907	42	1,424	
Jaynagar Moslem Bank ...	Jaynagar..	Raipura ...	Dacca ...	11th April 1910 ...	14	585	
Jhikarhati Gramya Dharma Bhandar.	Jhikarhati	Madaripur	Ditto ...	26th February 1909	21	455	
Jhingabari Gramya Dharma Bhandar.	Jhingabari	Charkhai ...	Sylhet ...	9th August 1909 ...	18	1,450	
Joginibhag Gramya Ganjkhana...	Joginibhag	Sherpur ...	Mymensingh	21st March 1910 ...	15	1,680	
Jongua Moslem Bank ...	Jongua ...	Belabo ...	Dacca ...	11th May 1910 ...	20	400	
JORHAT Town Bank, Limited...	Jorhat ...	Jorhat ...	Sibsagar ...	5th October 1904...	66	7,350	
Jorkhali Gramya Dharma Bhandar.	Jorkhali ...	Gunaritola	Mymensingh	25th February 1908	35	6,633	
Julai Gramya Dharma Bhandar	Julai ...	Kanainghat	Sylhet ...	30th August 1908...	20	851	
Kachadhara Co-operative Credit Society.	Kachadhara	Jhaluguti	Nowgong...	28th November 1907	38	1,003	

List of Societies.

Name of Society.	Registered address.			Date of Registration.	Number of members.	Capital at the end of the year.	Remarks.
	Town or village.	Post office.	District.				
1	2	3	4	5	6	7	8
Kachua Gramya Mahajani Sabha	Kachua ...	Kanairghat	Sylhet ...	17th February 1909	18	Rs. 1,024	
Kadmi Gramya Dharma Bhandar	Kadmi ...	Rupapat ...	Faridpur...	19th October 1908...	46	1,013	
Kagdi ditto ditto ...	Kagdi ...	Kagdi ...	Ditto ...	19th March 1910 ...	39	3,314	
Kaintamukh Co-operative Credit Society.	Kaintamukh	Chandraghona.	Chittagong Hill Tracts.	21st September 1908	10	212	
KAJINA Co-operative Town Bank, Limited.	Kakina ...	Kakina ...	Rangpur...	3rd December 1909	24	120	
Kakina Sadaratarap Gramya Dharma Bhandar.	Ditto ...	Ditto ...	Ditto ...	12 January 1910...	27	105	
Kalai Sardarer-Char Gramya Dharma Bhandar.	Kalai Sardarer Char.	Kalkini ...	Faridpur...	5th January 1910...	64	1,434	
Kalakanda ditto ditto ...	Kalakanda	Bahadurabad	Mymensingh	9th January 1909...	15	3,117	
Kalikapur Gramya Mahajani Sabha.	Kalikapur...	Dewanganj	Ditto ...	31st October 1907 ...	17	4,159	
KANAIRGHAT Co-operative Urban Bank.	Kanairghat	Kanairghat	Sylhet ...	1st September 1908	18	1,094	
Kanair Gramya Dharma Bhandar.	Kanair ...	Talma ...	Faridpur ...	3rd January 1910...	40	1,835	
Kangalia Moslem Bank ...	Kangalia...	Ramnagar...	Dacca ...	11th April 1910 ...	27	720	
Kamalarbati Gramya Mahajani Sabha.	Kamalarbati.	Dakshiganj	Mymensingh	1st November 1907	11	2,750	
Kamarkuchi Gaolia Bank ...	Kamarkuchi	Atgharia...	Kamrup ...	15th February 1909	68	4,092	
Kamarpur Gramya Mahajani Sabha.	Kamarpur...	Faridpur...	Faridpur...	20th March 1907 ...	112	3,081	
Kamlepur Gramya Mahajani Sabha.	Faridpur...	Ditto ...	Ditto ...	15th February 1907	93	1,468	
Kampapur Gramya Mahajani Sabha.	Jamalpur...	Jamalpur...	Mymensingh	2nd March 1908 ...	12	1,212	
Karapur Moslem Bank ...	Karapur...	Raipura ...	Dacca ...	11th April 1910 ...	17	420	
Kargram Gramya Dharma Bhandar.	Kargram ...	Dignait ...	Mymensingh.	21st April 1909 ...	26	3,715	
Kasimpur ditto ditto	Kasimpur...	Madaripur	Faridpur ...	26th February 1909	19	629	
Kasipur ditto ditto	Kasipur ...	Angaria ...	Ditto	19th March 1910 ...	18	610	
Katnakooly ditto ditto	Katnakooly	Kartikpur	Ditto	Ditto ditto	31	104	
Kebalnagar ditto ditto	Kebalnagar	Sibchar ...	Ditto	26th February 1909	13	621	
Khagdi ditto ditto	Khagdi ...	Madaripur	Ditto	1st December 1907 ...	21	1,126	
Khalurmati Gramya Mahajani Sabha.	Khalurmati	Kanairghat	Sylhet ...	17th February 1909	20	1,229	
Kharikutia Amguri Lagagi Barbarkari Dharedia Sabha.	Titabar ...	Titabar ...	Sibsagar ...	20th December 1907	114	1,193	
Khetar Char Gramya Mahajani Sabha, I.	Khetar Char.	Dakshiganj	Mymensingh.	31st January 1908...	15	4,199	
Khetar Char Bhatipara Gramya Dharma Bhandar, II.	Khetar Char Bhatipara.	Ditto ...	Ditto ...	9th January 1909...	14	430	
Flila Gramya Mahajani Sabha...	Laksam ...	Laksam ...	Tippura ...	10th February 1910	25	600	
Khilkati Delati Ganjkhona ...	Khilkati ...	Madarganj	Mymensingh.	7th May 1909 ...	12	2,010	

List of Societies.

Name of Society.	Registered address.			Date of Registration.	Number of members.	Capital at the end of the year.	Remarks.
	Town or village.	Post office.	District.				
1	2	3	4	5	6	7	8
						Rs.	
Khongia Gaolia Bank ...	Khongia ...	Jorhat ...	Sibsagar ...	4th February 1908 ...	122	1,816	
Khurdajonail Dehati Ganjkhana	Khurdajonail.	Madarganj	Mymensingh	7th May 1909 ...	18	4,913	
Kochpara Gaolia Bank ...	Kochpara...	Palasbari...	Kamrup ...	5th February 1910 ...	38	3,050	
Kolukati Gramya Dharma Bhandar.	Kolukati ...	Mulfa'ganj	Faridpur ...	16th October 1909 ...	22	1,272	
Kowarpur Rural Co-operative Credit Society.	Kowarpur...	Sibsagar ...	Sibsagar ...	18th September 1906	415	8,867	
Koya Gramya Dharma Bhandar	Koya ...	Saidpur ...	Rangpur ...	18th February 1908	53	585	
Kuchiamora ditto ditto	Kuchiamora	Ballabdi...	Faridpur ...	1st December 1907...	56	2,038	
Kulpaddi ditto ditto	Kulpaddi...	Kulpaddi...	Ditto	19th March 1910 ...	28	908	
Kundurua ditto ditto	Kundurua...	Chikandi ...	Ditto	Ditto ditto	25	839	
Kuntipara ditto ditto	Kuntipara	Madaripur...	Ditto	Ditto ditto	20	803	
Kurikahania Ganjkhana	Kurikahania.	Sherpur ...	Mymensingh.	25th March 1910 ...	13	1,034	
Kursi Gramya Bait-ul-Mal ...	Kursi ...	Padamdi...	Faridpur ...	8th November - 1906	104	1,973	
Kushahata Gramya Dharma Bhandar.	Kushahata	Goalundo...	Ditto	17th November 1908	28	535	
Kutubdia Gramya Dharma Bhandar.	Kutubdia...	Kutubdia...	Chittagong	28th November 1906	306	2,804	
Kutubpur Gramya Dharma Bhandar.	Kutubpur...	Erikati ...	Faridpur ...	19th March 1910 ...	26	918	
Lachmanpur Gramya Dharma Bhandar.	Lachmanpur	Sherpur ...	Mymensingh	9th January 1910 ...	13	1,000	
Lafnaut Gramya Dharma Bhandar.	Lafnaut ...	Gowainghat	Sylhet ...	8th October 1909 ...	24	1,900	
Lahing Chaharia Dhan Dharedia Sabha.	Lahing ...	Janji ...	Sibsagar ...	24th May 1909 ...	41	1,428	
Lahool Co-operative Credit Society.	Lahool ...	Lahool ...	Lakhimpur	4th November 1907...	96	979	
LAKHIPUR Urban Co-operative Credit Society, Limited.	Lakhipur...	Lakhipur...	Noakhali...	9th October 1909 ...	52	403	
Lakhipur Gramya Mahajani Sabha.	Ditto ...	Faridpur...	Faridpur ...	11th December 1908	20	772	
Lalarchak Gramya Dharma Bhandar.	Lalarchak ...	Kanaighat	Sylhet ...	4th March 1910 ...	14	640	
Lantirmati Gramya Mahajani Sabha.	Lantirmati	Ditto ...	Ditto ...	25th February 1903	24	956	
Longpur Gramya Dharma Bhandar.	Longpur ...	Gowainghat.	Ditto ...	8th October 1909 ...	27	1,385	
Ludhua Gramya Mahajani Sabha.	Ludhua ...	Laksam ...	Tippura ...	6th December 1909...	27	1,000	
Madarerchar Gramya Mahajani Sabha.	Madarerchar	Bahadurabad	Mymensingh	30th October 1907...	19	3,923	
Madarerchar Gramya Mahajani Sabha, I.	Madarerchar.	Dewanganj.	Ditto ...	31st October 1907...	19	5,490	
Ditto ditto, II ...	Ditto ...	Ditto ...	Ditto ...	23rd January 1903 ..	20	4,465	

List of Societies.

Name of Society.	Registered address.			Date of Registration.	Number of members.	Capital at the end of the year.	Remarks.
	Town or village.	Post office.	District.				
1	2	3	4	5	6	7	8
MADARIPUR Urban Co-operative Credit Society, Limited.	Madaripur.	Madaripur	Faridpur...	28th November 1907	133	Rs. 16,615	
Madhusulmari Gramya Dharma Bhandar.	Madhusulmari.	Gauripur...	Goalpara...	19th April 1910 ...	27	414	
MAHABHAIKAB Co-operative Bank, Limited.	Tezpur ...	Tezpur ...	Darrang ...	10th December 1907	78	7,131	
Mahadebpur Gramya Dharma Bhandar.	Mahadebpur.	Mahadebpur	Dacca ...	13th June 1910 ...	30	200	
Maharajpur Atmaswa Rindan Bhandar.	Maharajpur	Maharajpur	Malda ...	9th January 1910 ...	20	1,200	
Mahmudpur Gramya Dharma Bhandar.	Mahmudpur	Chikandi ...	Faridpur ...	16th March 1910 ...	24	502	
Majhkandi Gramya Mahajni Bank.	Majhkandi	Manikdah ...	Ditto ...	11th April 1909 ...	40	3,574	
Majirgaon Gaolia Bank ...	Majirgaon...	Palasbari ..	Kamrup ...	26th January 1910 ...	21	287	
Malipara Gramya Dharma Bhandar.	Malipara...	Pogaldigha	Mymensingh.	13th April 1909 ...	23	3,210	
Mandra Gramya Mahajani Sabha.	Sukchail ...	Chandragram	Tippersa ...	16th February 1910	23	1,100	
Manmathapur Gramya Dharma Bhandar.	Manmathapur.	Santhia ...	Pabna ...	30th May 1910 ...	43	723	
Maroa Gaolia, Bank ...	Maroa ...	Maroa ...	Kamrup ...	1st December 1908 ...	41	1,383	
Masimpur Gramya Mahajani Sabha.	Masimpur ...	Dalu ...	Cachar ...	5th August 1905 ...	27	823	
Matijura Gramya Dharma Bhandar.	Matijura ...	Kanaighat	Sylhet ...	1st September 1903...	19	1,120	
Meteka Lag'agi Karbarkari Dharedia Chaharia Sabha.	Meteka ...	Sibsagar ...	Sibsagar ...	17th March 1909 ...	65	1,336	
Maidinagar Gramya Dharma Bhandar, II.	Maidinagar	Teota ...	Dacca ...	9th November 1906...	29	2,094	
Muchhapur Moslem Bank ...	Muchhapur...	Ramnagar	Ditto ...	11th April 1910 ...	20	870	
MUKSUDPUR Standard Co-operative Urban Bank, Limited.	Muksudpur	Maksudpur	Faridpur ...	27th April 1910 ...	81	2,530	
Mulna Gramya Mahajani Sabha...	Char Mulna	Goyghar ...	Ditto ...	19th March 1910 ...	60	1,594	
MYMENSINGH Co-operative Town Bank, Limited.	Mymensingh	Mymensingh	Mymensingh.	21st June 1909 ...	250	12,266	
Nachonipara Satra Co-operative Credit Society.	Petbara ...	Roha ...	Nowgong...	17th September 1907	64	1,542	
Nahira Satra Co-operative Credit Society.	Nahira Satra	Palasbari...	Kamrup ...	7th November 1907...	107	1,426	
Nakachari Co-operative Credit Society.	Nakachari...	Nakachari...	Sibsagar ...	10th June 1907 ...	121	2,592	
Nalbari Gaolia Bank ...	Nalbari ...	Nallari ...	Kamrup ...	1st December 1908...	106	2,797	
Nalkola Gramya Dharma Bhandar.	Nalkola ...	Mathura ...	Pabna ...	8th April 1908 ...	40	1,214	
Nandirai Gramya Dharma Bhandar.	Nandirai...	Kanaighat	Sylhet ...	21st April 1910 ...	13	1,955	
Naramukh Co-operative Credit Society.	Naramukh...	Chandraghona.	Chittarong Lital Tracts.	21st September 1903	35	1,315	

List of Societies.

Name of Society.	Registered address.			Date of Registration.	Number of members.	Capital at the end of the year.	Remark
	Town or village.	Post office.	District.				
1	2	3	4	5	6	7	8
Natorkanda Gramya Mahajani Sabha.	Natorkanda	Islampur...	Mymensingh	29th January 1909 ...	11	Rs. 1,094	
Nayamati Gramya Mahajani Sabha.	Nayamati...	Kanaighat	Sylhet ...	17th February 1909	23	1,137	
Naylamari Gramya Dharma Bhandar.	Nayalamari	Islampur...	Mymensingh	9th January 1909 ...	12	2,903	
Nazira Laglagi Karbarkari Dharedia Sabha.	Nazira ...	Nazira ...	Sibsagar ...	19th November 1907	52	1,420	
Nijgram Gramya Mahajani Sabha	Nijgram...	Krishnapur	Faridpur...	10th January 1909...	25	1,138	
Niagole Gramya Dharma Bhandar	Niagole ...	Gowainghat	Sylhet ...	8th October 1909 ...	34	2,096	
Nilokhi ditto ditto ...	Char Nilokhi.	Sibohar ...	Faridpur ...	19th March 1910 ...	23	618	
Nilokhya Moslem Bank ...	Nilokhya...	Bolabo ...	Dacca ...	11th May 1910 ...	28	550	
NOAKHALI Premier Co-operative Bank, Limited.	Noakhali...	Noakhali...	Noakhali...	29th October 1906...	164	5,945	
Noakhel Gramya Dharma Bhandar.	Noakhel ...	Jaintapur...	Sylhet ...	8th October 1909 ...	20	2,006	
NOWGONG Co-operative Town Bank.	Nowgong...	Nowgong...	Nowgong...	12th January 1908...	25	1,250	
Nunmati Gaolia Bank ...	Nunmati...	Gauhati ...	Kamrup ...	24th May 1910 ...	10	200	
Nunnagar Gramya Dharma Bhandar.	Nunnagar	Kanaighat	Sylhet ...	1st September 1908	27	1,034	
Orakandi Gramya Mahajani Sabha.	Orakandi...	Orakandi...	Faridpur ...	10th February 1910	41	540	
PABNA Co-operative Urban Bank, Limited.	Pabna ...	Pabna ...	Pabna ...	28th April 1909 ...	206	9,921	
Paribartan Chhaygaon Gramya Dharma Bhandar.	Paribartan Chhaygaon.	Haturia ...	Faridpur...	7th April 1909 ...	28	1,095	
Paduya Gramya Mahajani Sabha	Paduya ...	Laksam ...	Tippera ...	25th February 1910	31	1,200	
Pogaldigha Gramya Dharma Bhandar.	Pogaldigha	Pogaldigha	Mymensingh	13th April 1909 ...	29	3,184	
Pakshimari Gramya Mahajani Sabha.	Pakshimari	Sherpur ...	Ditto ...	3rd April 1908 ...	29	2,712	
Panchanandapur Co-operative Agricultural Bank.	Panchanandapur.	Panchanandapur.	Malda ...	20th June 1907 ...	316	690	
Panchkhola Gramya Dharma Bhandar.	Panchkhola	Sibchar ...	Faridpur ...	10th November 1908	27	571	
Panch Nambarer Char Gramya Dharma Bhandar.	Panch Nambarer Char.	Jamalpur...	Mymensingh	5th March 1910 ...	23	2,614	
Panchuria Gramya Bait-ul-Mal	Panchuria	Sonapur ...	Faridpur ...	3rd November 1906...	42	482	
Pathalia Gramya Dharma Bhandar.	Jamalpur...	Jamalpur...	Mymensingh.	18th June 1908 ...	16	1,486	
Patramati Gramya Dharma Bhandar.	Patramati...	Kanaighat	Sylhet ...	4th March 1910 ...	13	300	
Paschimgaon Gramya Mahajani Sabha.	Paschimgaon.	Paschimgaon.	Tippera ...	9th October 1909 ...	29	1,100	
Peerpar Moslem Bank ...	Peerpar ...	Raipura ...	Dacca ...	11th May 1910 ...	18	290	
Pekerkhal Gramya Dharma Bhandar.	Pekerkhal...	Gowainghat	Sylhet ...	6th October 1909 ...	25	2,130	
Pengua ditto ditto	Pengua ...	Mathura ...	Pabna ...	13th December 1908	34	1,963	

List of Societies.

Name of Society.	Registered address.			Date of Registration.	Number of members.	Capital at the end of the year.	Remarks.
	Town or village.	Post Office.	District.				
1	2	3	4	5	6	7	8
PIONEER Co-operative Central Bank, Limited.	Shillong ...	Shillong ...	Khasi and Jaintia Hills.	15th September 1907	76	Rs. 63,577	
Pirijer Kandi Moslem Bank ...	Pirijerkandi	Kaipura ...	Dacca ...	7th April 1910 ...	17	625	
Polasbari Gaolia Bank ...	Polasbari...	Polasbari...	Kamrup ...	16th October 1909...	35	1,497	
Pollakandi Gramya Dharma Bhandar.	Pollakandi	Behadurabad.	My m e n - singh.	9th January 1909 ...	13	1,820	
Pujaghati ditto ditto ...	Pujaghati	Guanritola	Ditto	7th May 1909 ...	18	3,171	
Purnanagar ditto ditto ...	Purnanagar	Gowainghat	Sylhet ...	8th October 1909 ...	16	1,635	
Raghurampur ditto ditto...	Raghurampur.	Sibchar ...	Faridpur ...	11th November 1909	25	834	
Raiganj Co-operative Credit Society.	Raiganj ...	Raiganj ...	Dinajpur ...	20th June 1907 ...	43	1,492	
Raigarh Gramya Dharma Bhandar.	Raigarh ...	Kansirghat	Sylhet ...	18th February 1905...	20	554	
Rai Teota ditto ditto ...	Rai Teota	Teota ...	Dacca ...	9th November 1909	10	499	
Rajahauli Gaolia Bank ...	Rajahauli	Jorhat ...	Sibsagar ...	6th October 1904 ...	121	3,555	
Rajapur Gramya Dharma Bhandar.	Rajapur ...	Manikdah	Faridpur ...	16th October 1909	23	2,355	
Rajibpur ditto ditto	Rajibpur ...	Kamarpara	Rangpur ...	8th April 1910 ...	23	1,320	
Ramkantapur ditto ditto	Ramkantapur.	Gheor ...	Dacca ...	8th January 1907 ...	19	2,114	
Ramnagar Islamia Bank ...	Ramnagar..	Ramnagar	Ditto ...	7th April 1910 ...	69	2,929	
Rangagera Tinsukia Co-operative Credit Society.	Tinsukia ...	Tinsukia ...	Lakhimpur	13th November 1907	189	4,614	
Rankhola Gramya Dharma Bhandar.	Rankhola...	Palong ...	Faridpur...	26th February 1909	24	671	
Rayerchar ditto ditto	Rayerchar	Jamalpur...	My m e n - singh. ...	21st June 1910 ...	10	410	
Raypur ditto ditto, I	Raypur ...	Seraiganj...	Pabna ...	6th July 1909 ...	49	606	
Raypur ditto ditto, II	Ditto ...	Ditto ...	Ditto ...	17th February 1910	69	912	
Sadhurpara Gramya Mahajani Sabha.	Sadhurpara	Bakshiganj	My m e n - singh	31st January 1909...	19	2,703	
Sajanpur Gramya Dharma Bhandar.	Sajanpur ...	Mahisar ...	Faridpur...	19th March 1910 ...	13	731	
Shahapur Gramya Mahajani Sabha.	Shahapur...	Atgram ...	Sylhet ...	16th February 1909	18	1,545	
SAIDPUR Co-operative Urban Bank, Limited.	Saidpur ...	Saidpur ...	Rangpur ...	19th February 1909	35	607	
Sanigram Gramya Dharma Bhandar.	Sanigram	Cowainghat	Sylhet ...	8th October 1909 ...	17	1,399	
Sankanda ditto ditto	Sankanda...	Sri-ba-di Shambhuganj	My m e n - singh.	26th March 1910 ...	13	1,702	
Sankarglosh ditto ditto	Sankarglosh.	Palkura ...	Ditto ...	16th May 1910 ...	14	1,755	
Sankirchar Gramya Dharma Bhandar.	Sankirchar	Sibchar ...	Faridpur...	26th December 1907	29	795	
Sengram Gramya Dharma Bhandar.	Sengram ...	Jaintiapur	Sylhet ...	15th September 1908	19	506	
SERAIGANJ Co-operative Urban Bank, Limited.	Seraiganj ..	Seraiganj...	Pabna ...	17th February 1910	62	500	

List of Societies.

Name of Society.	Registered address.			Date of Registration.	Number of members.	Capital at the end of the year.	Remarks.
	Town or village.	Post office.	District.				
1	2	3	4	5	6	7	8
						Rs.	
Shallabad Nayapara Moslem Bank.	Shallabad ..	Ramnagar	Dacca ...	11th May 1910 ...	12	260	
Shengua Gramya Dharma Bhandar.	Shengua ...	Bausi Bangali.	Mymensingh	17th August 1909 ..	20	4,190	
SHERPUR Co-operative Town Bank, Limited.	Sherpur ...	Sherpur ...	Ditto ...	28th June 1909 ...	162	3,904	
SHILLONG Co-operative Town Bank, Limited.	Shillong ...	Shillong ...	Khasi and Jaintia Hills.	3rd September 1904	361	23,509	
SIBSAGAR Co-operative Town Bank, Limited.	Sibsagar ...	Sibsagar ..	Sibsagar ...	2nd April 1907 ...	140	13,283	
SILCHAR Co-operative Town Bank, Limited	Silchar ...	Silchar ...	Cachar ...	18th March 1905 ...	159	19,010	
Simlaguri Lazagi Karbarkari Dharodia Sabha.	Simlaguri	Janji ...	Sibsagar ...	23rd May 1907 ...	151	1,671	
Sirkhara Gramya Dharma Bhandar.	Sirkhara ...	Ballabdi...	Faridpur ...	1st December 1907	39	1,436	
Sivanagar Gramya Mahajani Sabha.	Sivanagar	Kanairghat	Sylhet ...	19th February 1909	20	1,142	
Solarchar Gramya Dharma Bhandar.	Solarchar ...	Ronpur ...	Mymensingh	9th January 1910 ...	27	4,000	
Srirampur Gramya Mahajani Sabha.	Srirampur	Mahendradi	Faridpur ...	16th February 1907	21	633	
Suknagari Gramya Dharma Bhandar.	Suknagari	Madarganj	Mymensingh	25th February 1903	24	7,259	
Surjyamani Gramya Dharma Bhandar.	Surjyamani	Rudrakar ...	Faridpur ...	19th March 1910 ...	20	803	
SYLHET Co-operative Town Bank, Limited.	Sylhet ...	Sylhet ...	Sylhet ...	14th February 1905	214	14,882	
Taluq Sadulla Gramya Dharma Bhandar.	Taluq Sadulla.	Teota ...	Dacca ...	8th January 1907	20	316	
Tarail Bazar Gramya Samiti ...	Tarail ...	Fukra ...	Faridpur ...	25th March 1910 ...	29	2,741	
Tiamari Gramya Dharma Bhandar.	Tiamari ...	Gauripur ...	Goalpara ...	16th April 1910 ...	12	40	
Tebirchar Gramya Dharma Bhandar.	Tebirchar ...	Naranidi...	Mymensingh	17th January 1910	15	2,400	
Tegharia Gramya Dharma Bhandar.	Tegharia ...	Madarganj	Ditto ...	7th May 1909 ...	13	1,289	
Telpara Gramya Dharma Bhandar.	Telpara ...	Fulkuoba	Ditto ...	11th May 1909 ...	12	3,680	
TEOTA Co-operative Central Bank, Limited.	Teota ...	Teota ...	Dacca ...	27th March 1908 ...	24	4,428	
Thandarbanda Gramya Dharma Bhandar.	Thandarbanda.	Bakshiganj	Mymensingh	9th January 1909 ...	15	3,301	
Thengal Lazagi Karbarkari Dharodia Sabha.	Thengal ...	Jorhat ...	Sibsagar ...	20th December 1907	34	433	
Titabor Lazagi Karbarkari Dharodia Sabha.	Titabor ...	Titabor ...	Ditto ...	26th December 1907	69	959	
Tithirpar Gramya Dharma Bhandar.	Tithirpar	Habiganj	Faridpur ...	11th January 1903	45	1,031	
Ukiara Gramya Dharma Bhandar.	Ukiara ...	Goshpara...	Dacca ...	16th June 1909 ...	33	311	
Umlyngka Rural Co-operative Credit Society.	Umlyngka...	Shillong ...	Khasi and Jaintia Hills.	11th October 1909	21	439	

URBAN SOCIETIES.

Receipts and Disbursements of Urban Co-operative

Name of Society.	Rs.							
	Admission fees.	Share payments.	Deposits by members.	Loans from			Loans repaid by members.	Loans repaid by other societies.
				Government.	Other societies.	Non-members.		
1	2	3	4	5	6	7	8	9
	Rs. a. p.	Rs. a. p.	Rs. a. p.	Rs. a. p.	Rs. a. p.	Rs. a. p.	Rs. a. p.	Rs. a. p.
DACCA.								
Dacca Non-gazetted Officers' Co-operative Town Bank, Limited.	17 0 0	119 0 0	1,635 12 0	9,946 15 0
Tanta Co-operative Central Bank, Limited.	40 0 0	25 0 0	28 0 0	700 0 0	1,000 0 0	132 0 0
Eastern Bengal and Assam Co-operative Central Bank, Limited.	88 0 0	7,410 0 0	8,000 0 0	13,900 0 0	100 0 0
<i>Total of District Dacca.</i>	<i>85 0 0</i>	<i>7,569 0 0</i>	<i>4,660 12 0</i>	<i>.....</i>	<i>28 0 0</i>	<i>14,600 0 0</i>	<i>11,046 15 0</i>	<i>132 0 0</i>
MYMENSINGH.								
Jamalpur Co-operative Town Bank, Limited.	23 0 0	4,490 0 0	1,854 10 0	133 10 5	9,455 3 4	1,778 2 6	2,238 11 8
Mymensingh Co-operative Town Bank, Limited.	58 0 0	1,985 0 0	1,300 0 0	7,237 0 0	6,140 0 0
Sherpur Co-operative Town Bank, Limited.	43 0 0	2,782 0 0	1,000 0 0	110 0 0
<i>Total of District Mymensingh</i>	<i>124 0 0</i>	<i>9,257 0 0</i>	<i>3,154 10 0</i>	<i>.....</i>	<i>133 10 5</i>	<i>17,752 3 4</i>	<i>8,028 2 6</i>	<i>2,238 11 8</i>
FARIDPUR.								
Faridpur Co-operative Urban Bank, Limited.	113 0 0	1,400 0 0	981 7 0	1,380 14 2	2,405 0 0 (a)	7,000 15 2	707 0 0
Madaripur Co-operative Urban Bank, Limited.	64 8 0	6,005 0 0	1,550 0 0	3,559 0 0	1,902 8 0	290 8 0	1,404 3 8
Bhanga Khudan Samiti, Limited	4 0 0	35 0 0	100 0 0	419 0 0
Gopalganj Urban Bank, Limited	181 0 0	2,500 0 0	502 4 8	2,640 0 0	1,793 0 0
Mukendpur Standard Co-operative Urban Bank, Limited.	81 0 0	1,830 0 0	950 0 0	260 0 0
<i>Total of District Faridpur</i>	<i>443 8 0</i>	<i>12,810 0 0</i>	<i>3,123 11 6</i>	<i>.....</i>	<i>4,948 14 8</i>	<i>7,997 8 0</i>	<i>9,553 7 2</i>	<i>2,111 3 8</i>
CHITTAGONG.								
Chittagong Non-gazetted Officers' Co-operative Urban Bank, Limited.	13 0 0	9 3 4	135 0 0
Islambad Town Bank, Limited	64 0 0	700 0 0	100 0 0	45 0 0
<i>Total of District Chittagong</i>	<i>64 0 0</i>	<i>713 0 0</i>	<i>109 3 4</i>	<i>.....</i>	<i>.....</i>	<i>.....</i>	<i>180 0 0</i>	<i>.....</i>
TIPPERA.								
Charidpur Co-operative Town Bank, Limited.	0 0 0	90 0 0	11 0 0	50 0 0
Comilla Co-operative Town Bank, Limited.	63 0 0	3,800 0 0	3,163 0 0	133 0 0
<i>Total of District Tippera</i>	<i>63 0 0</i>	<i>3,890 0 0</i>	<i>3,174 0 0</i>	<i>.....</i>	<i>133 0 0</i>	<i>.....</i>	<i>50 0 0</i>	<i>.....</i>

I.

ACCOUNT.

Credit Societies from 1st July 1900 to 30th June 1910.

Receipts.							Disbursements.	Name of Society.
Interest received.	Gross sale proceeds of stock.	Other items.	Total income of the year.	Opening balance.	Grand total receipts including opening balance.	Share capital withdrawn.		
10	11	12	13	14	15	16	1	
Rs. a. p.	Rs. p.	Rs. a. p.	Rs. a. p.	Rs. a. p.	Rs. a. p.	Rs. a. p.		
430 15 11	20 2 0	12,219 12 11	259 12 11	12,478 9 10	40 0 0	Dacca	
321 13 0	2,744 13 0	105 12 6	2,850 9 6	Dacca Non-qualified Officers' Cooperative Town Bank, Limited.	
4 8 0	24,452 3 0	611 0 0	25,063 3 0	Tota Co-operative Central Bank, Limited.	
							Eastern Bengal and Assam Co-operative Central Bank, Limited.	
806 15 11	29 2 0	38,915 12 11	976 9 6	39,892 6 4	40 0 0	Total of District Dacca.	
							MYMENSINGH.	
2,164 7 7	0 7 4	22,147 4 10	1,845 15 0	23,993 3 10	100 0 0	Jamalpur Co-operative Town Bank, Limited.	
300 7 3	1 4 0	17,132 11 8	1,803 0 0	19,025 11 8	223 0 0	Mymensingh Co-operative Town Bank, Limited.	
8 15 9	3 3 9	3,942 3 6	133 11 0	4,065 14 6	3 0 0	Sherpur Co-operative Town Bank, Limited.	
2,629 14 7	4 15 1	43,222 3 7	3,863 10 0	47,044 13 7	304 0 0	Total of District Mymensingh.	
							FARIDPUR.	
1,915 14 6	10 8 3	16,103 11 1	723 3 1	16,826 14 3	Faridpur Co-operative Urban Bank, Limited.	
939 13 10	134 10 2	16,449 4 2	75 9 11	16,524 14 1	200 0 0	Mulapour Co-operative Urban Bank, Limited.	
80 7 1	1 0 0	648 7 1	89 12 7	740 3 6	Bhanja Hindias Samiti, Limited.	
100 0 9	7,856 5 3	7,856 5 3	Gopalganj Urban Bank, Limited.	
10 10 0	1 2 11	3,132 12 11	3,132 12 11	Mukindpur Standard Co-operative Urban Bank, Limited.	
3,114 14 2	147 5 4	44,250 3 6	608 9 7	44,859 3 1	100 0 0	Total of District Faridpur.	
							CHITTAGONG.	
65 0 9	221 4 1	1,006 14 10	1,228 3 11	43 0 0	Chittagong Non-qualified Officers' Co-operative Urban Bank, Limited.	
8 2 0	0 4 0	977 2 0	977 2 0	Island Town Bank, Limited.	
73 2 9	0 4 0	1,153 10 1	1,006 14 10	2,159 8 11	43 0 0	Total of District Chittagong.	
							THIRUPUR.	
37 4 0	122 4 0	109 13 3	231 1 3	Chitraguda Co-operative Town Bank, Limited.	
6 0 0	7,630 0 0	7,630 0 0	Chitraguda Co-operative Town Bank, Limited.	
29 4 0	7,752 4 0	109 13 3	7,861 1 3	Total of District Thirupur.	

TABLE

Disburse-

Deposits withdrawn.	Loans repaid to			Loans to members.	Loans to other societies.	Interest paid on loans and deposits.
	Government.	Other societies.	Non-members.			
17	18	19	20	21	22	23
Rs. s. p.	Rs. s. p.	Rs. s. p.	Rs. s. p.	Rs. s. p.	Rs. s. p.	Rs. s. p.
1,281 0 0	585 0 0	10,019 0 0	155 8 0
1,800 0 0	53 5 6	670 0 0	98 6 6
.....	100 0 0	14,300 0 0
2,789 0 0	585 0 0	53 5 6	10,119 0 0	14,970 0 0	251 14 0
203 0 0	500 0 0	50 0 0	2,070 0 0	17,421 0 0	807 6 11
.....	15,809 0 0	1,900 0 0
.....	275 0 0	3,150 0 0
203 0 0	500 0 0	50 0 0	18,044 0 0	22,471 0 0	807 6 11
450 0 0	400 0 0	12,880 0 0	1,050 0 0	372 8 5
500 0 0	500 0 0	3,559 0 6	553 8 0	2,215 0 0	7,724 0 0	359 13 0
.....	5 8 0	600 0 0	8 0 9
92 6 0	240 0 0	6,704 0 0	1 0 0
.....	3,151 0 0
1,043 6 6	900 0 0	3,559 0 6	799 0 0	25,040 0 0	8,774 0 0	741 6 3
.....	70 0 0
.....	910 0 0
.....	980 0 0
.....	123 0 0
.....	700 0 0	6,550 0 0
.....	825 0 0	6,550 0 0

I.

ACCOUNT.

Credit Societies from 1st July 1900 to 30th June 1910.

ment.—concl.

Dividend and bonus paid,	Stock bought.	Establishment and contingencies.	Other items.	Carried to reserve.	Total expenditure of the year.	Closing balance.	Grand total expenditure including closing balance.	Name of Socy.
24	25	26	27	28	29	30	31	1
Rs. s. p.	Rs. s. p.	Rs. s. p.	Rs. s. p.	Rs. s. p.	Rs. s. p.	Rs. s. p.	Rs. s. p.	
70 2 2	166 4 6	124 4 3	12,471 2 11	7 6 11	12,478 9 10	DACCA. Dacca Non-qualified (D.C. Socy) Cooperative Town Bank, Limited.
.....	15 8 0	2,335 4 0	15 8 6	2,350 9 6	Tota Cooperative Central Bank, Limited.
.....	25 2 0	14,423 2 0	10,633 1 0	25,056 3 0	Eastern Bengal and Assam Cooperative Central Bank, Limited.
70 2 2	206 14 6	124 4 3	29,231 8 11	10,683 13 6	39,914 13 4	<i>Total of District Dacca.</i>
685 2 0	84 4 9	300 0 0	23,180 13 8	1,812 6 2	24,992 3 10	MYMENSINGH. Jamalpur Cooperative Town Bank, Limited.
.....	66 10 6	204 0 0	19,071 10 6	164 0 9	19,235 11 5	Mymensingh Cooperative Town Bank, Limited.
.....	10 15 6	3,437 15 6	627 15 0	4,064 14 6	Pharpur Cooperative Town Bank, Limited.
685 2 0	161 14 6	504 0 0	45,689 7 8	2,504 5 11	48,193 13 7	<i>Total of District Mymensingh.</i>
810 13 0	234 1 0	15,627 6 8	1,139 7 9	16,766 14 7	FARIPOUR. Fariapur Cooperative Urban Bank, Limited.
205 2 3	330 3 2	16,327 1 11	207 13 2	16,534 14 1	Madaripur Cooperative Urban Bank, Limited.
34 13 4	23 11 2	5 15 6	678 0 9	70 2 11	748 2 8	Bhanjia Kshetia Samiti, Limited.
.....	44 10 3	7,171 14 9	634 6 8	7,805 8 8	Gopalganj Urban Bank, Limited.
.....	3,151 0 0	31 12 11	3,182 12 11	Makendrapur Standard Cooperative Urban Bank, Limited.
611 2 7	639 9 7	5 15 6	42,918 7 10	2,142 10 2	45,060 8 1	<i>Total of District Faridpur.</i>
.....	24 8 0	129 9 9	1,009 10 11	1,138 3 11	CHITTAGONG. Chittagong Non-qualified (D.C. Socy) Cooperative Town Bank, Limited.
.....	8 3 0	919 2 0	12 2 0	931 4 0	Island Town Bank, Limited.
.....	23 11 0	1,027 11 0	1,127 12 11	2,154 3 11	<i>Total of District Chittagong.</i>
145 12 0	270 12 0	60 5 2	330 17 2	TIPPERA. Comilla Cooperative Town Bank, Limited.
.....	0 8 0	7,120 6 6	142 10 6	7,262 7 6	Comilla Cooperative Town Bank, Limited.
145 12 0	0 8 0	7,390 8 0	202 15 2	7,592 9 8	<i>Total of District Tippera.</i>

pena ty. for disbursements paid.

Receipts and Disbursements of Urban Co-operative

Name of Society.	Rs.							
	Admission fees.	Share payments.	Deposits by members.	Loans from			Loans repaid by members.	Loans repaid by other societies.
				Government.	Other societies.	Non-members.		
1	2	3	4	5	6	7	8	9
	Rs. s. p.	Rs. s. p.	Rs. s. p.	Rs. s. p.	Rs. s. p.	Rs. s. p.	Rs. s. p.	Rs. s. p.
NOAKHALI.								
Noakhali Premier Co-operative Bank, Limited.	29 0 0	615 0 0	1,053 0 0	10,492 1 2
Lakshipur Urban Co-operative Credit Society, Limited.	52 0 0	408 0 0
<i>Total of District Noakhali ...</i>	<i>81 0 0</i>	<i>1,023 0 0</i>	<i>1,053 0 0</i>	<i>.....</i>	<i>.....</i>	<i>.....</i>	<i>10,492 1 2</i>	<i>.....</i>
RANGPUR.								
Saidpur Co-operative Urban Bank, Limited.	61 0 0
Nakina Co-operative Town Bank, Limited.	28 0 0	150 0 0	10 0 0
<i>Total of District Rangpur ...</i>	<i>28 0 0</i>	<i>150 0 0</i>	<i>.....</i>	<i>.....</i>	<i>.....</i>	<i>.....</i>	<i>71 0 0</i>	<i>.....</i>
PABNA.								
Dharendra Co-operative Urban Bank, Limited.	23 0 0	3,408 8 0	8,310 13 3	598 5 6	5,856 10 0	3,417 0 0	1,000 0 0
Dharendra Weavers' Co-operative Bank.	1,000 0 0	149 9 0
Pabna Co-operative Urban Bank, Limited.	50 0 0	1,283 0 0	8,203 0 0	7,445 0 0
Semjeani Co-operative Urban Bank, Limited.	52 0 0	408 0 0	400 0 0
<i>Total of District Pabna ...</i>	<i>125 0 0</i>	<i>5,188 8 0</i>	<i>13,606 13 3</i>	<i>1,000 0 0</i>	<i>598 5 6</i>	<i>6,256 10 0</i>	<i>11,011 9 0</i>	<i>1,000 0 0</i>
CACHAR.								
Silchar Co-operative Town Bank, Limited.	47 0 0	571 0 0	1,848 6 8	18,864 4 9	3,334 0 0
<i>Total of District Cachar ...</i>	<i>47 0 0</i>	<i>571 0 0</i>	<i>1,848 6 8</i>	<i>.....</i>	<i>.....</i>	<i>18,864 4 9</i>	<i>3,334 0 0</i>	<i>.....</i>
SYLHET.								
Sylhet Co-operative Town Bank, Limited.	33 0 0	2,129 0 0	2,375 0 0	9,604 0 0	550 0 0
Kanaighat Co-operative Urban Bank.	40 0 0	400 0 0	254 0 0
<i>Total of District Sylhet.</i>	<i>33 0 0</i>	<i>2,169 0 0</i>	<i>2,375 0 0</i>	<i>.....</i>	<i>400 0 0</i>	<i>.....</i>	<i>9,858 0 0</i>	<i>550 0 0</i>
KHASI AND JAINTIA HILLS								
Sillong Co-operative Town Bank, Limited.	2,150 0 0	3,550 0 0	2,320 0 0	52,103 9 7
Himra Co-operative Central Bank, Limited.	9 0 0	3,903 0 0	14,500 0 0(a)	4,602 2 0
<i>Total of District Khasi and Jaintia Hills.</i>	<i>9 0 0</i>	<i>6,053 0 0</i>	<i>3,550 0 0</i>	<i>.....</i>	<i>.....</i>	<i>17,050 0 0</i>	<i>52,103 9 7</i>	<i>4,602 2 0</i>

I.

ACCOUNT—contd.

Credit Societies from 1st July 1909 to 30th June 1910.

Receipts.						Disbursements.	Name of Society.
Interest received.	Gross sale proceeds of stock.	Other items.	Total income of the year.	Opening balance.	Grand total receipts, including opening balance.	Share capital withdrawn.	
10	11	12	13	14	15	16	1
Rs. s. p.	Rs. s. p.	Rs. s. p.	Rs. s. p.	Rs. s. p.	Rs. s. p.	Rs. s. p.	
707 15 10	2,504 10 6	9 8 4	15,415 14 10	818 1 0	16,233 15 10	80 0 0	NOAKHALL Noakhali Premier Co-operative Bank, Limited.
.....	1,277 8 3	1,737 8 3	1,737 8 3	Shahjpur Urban Co-operative Credit Society, Limited.
707 15 10	3,783 9 9	9 8 4	17,153 7 1	818 1 0	17,971 8 1	80 0 0	Total of District Noakhali.
33 1 9	94 1 9	84 4 6	178 6 3	15 0 0	RANGPUR. Shahjpur Co-operative Urban Bank, Limited.
1 10 9	167 10 9	167 10 9	10 0 0	Shikha Co-operative Town Bank, Limited.
34 12 6	261 12 6	84 4 6	346 1 0	25 0 0	Total of District Rangpur.
927 15 9	20 2 9	20,558 7 3	253 7 0	20,812 14 3	21 0 0	PAUNA. Savarna Co-operative Urban Bank, Limited.
51 3 3	1,501 13 0	10 0 0	2,713 9 3	204 13 3	2,918 3 6	Savarna Weavers' Co-operative Bank.
598 6 0	17,668 6 0	606 4 0	18,274 10 0	4 0 0	Uda Co-operative Urban Bank, Limited.
17 4 6	987 4 6	987 4 6	Vajrapur Co-operative Urban Bank, Limited.
1,593 13 6	1,501 13 0	30 2 9	41,907 11 0	1,268 2 0	43,175 3 0	25 0 0	Total of District Pauna.
879 11 10	1 10 0	25,346 0 10	426 14 10	26,008 15 3	3 0 0	CACHAR. Chhar Co-operative Town Bank, Limited.
879 11 10	1 10 0	26,346 0 10	426 14 10	26,008 15 3	3 0 0	Total of District Cachar.
1,478 8 1	14 9 0	16,176 15 1	1,408 14 1	17,585 13 3	153 0 0	SYLHET. Sylhet Co-operative Town Bank, Limited.
94 5 6	800 5 6	237 7 1	1,037 13 7	60 0 0	Sanjibpur Co-operative Urban Bank.
1,574 11 7	14 9 0	16,977 4 7	1,741 8 3	18,718 3 0	213 0 0	Total of District Sylhet.
2,275 2 5	3 0 3	43,310 13 11	2,330 7 3	45,640 4 7	200 0 0	EAST AND WEST JAINTHIA HILLS. Dibruang Co-operative Town Bank, Limited.
2,414 1 10	25,127 3 10	1,244 5 0	27,371 8 10	Imphay Co-operative (Central) Bank, Limited.
5,689 4 5	3 0 3	67,437 6 9	4,508 12 3	72,945 12 6	200 0 0	Total of District East and West Jaintia Hills.

Receipts and Disbursements of Urban Co-operative

Disburse

Name of Society.	Deposits withdrawn.	Loans repaid to			Loans to members.	Loans to other societies.	Interest paid on loans and deposits.
		Government.	Other societies.	Non-members.			
1	17	18	19	20	21	22	23
	Rs. a. p.	Rs. a. p.	Rs. a. p.	Rs. a. p.	Rs. a. p.	Rs. a. p.	Rs. a. p.
NOAKHALI.							
Noakhali Premier Co-operative Bank, Limited.	1,029 0 0	250 0 0	13,408 0 0	125 5 0
Lakshipur Urban Co-operative Credit Society, Limited.
<i>Total of District Noakhali ...</i>	<i>1,029 0 0</i>	<i>250 0 0</i>	<i>.....</i>	<i>.....</i>	<i>13,408 0 0</i>	<i>.....</i>	<i>125 5 0</i>
RANGPUR.							
Saidpur Co-operative Urban Bank, Limited.	56 4 0
Nabina Co-operative Town Bank, Limited.	140 0 0
<i>Total of District Rangpur ...</i>	<i>.....</i>	<i>.....</i>	<i>.....</i>	<i>.....</i>	<i>140 0 0</i>	<i>.....</i>	<i>56 4 0</i>
PADNA.							
Ebarenga Co-operative Urban Bank, Limited.	2,407 0 0	493 8 0	2,786 10 0	6,388 0 0	6,300 0 0	277 9 8
Ebarenga Weavers' Co-operative Bank.	100 0 0	216 0 0	75 2 0
Padma Co-operative Urban Bank, Limited.	1,505 0 0	14,816 0 0	2,150 0 0
Berhampur Co-operative Urban Bank, Limited.	700 0 0
<i>Total of District Padma ...</i>	<i>3,912 0 0</i>	<i>.....</i>	<i>593 8 0</i>	<i>2,786 10 0</i>	<i>21,618 0 0</i>	<i>8,450 0 0</i>	<i>455 11 8</i>
CACHAR.							
Silchar Co-operative Town Bank, Limited.	930 12 9	50 0 0	6,618 12 9	10,053 0 0	4,300 0 0	198 2 2
<i>Total of District Cachar ...</i>	<i>930 12 9</i>	<i>50 0 0</i>	<i>.....</i>	<i>6,618 12 9</i>	<i>10,053 0 0</i>	<i>4,300 0 0</i>	<i>198 2 2</i>
SILHET.							
Silhet Co-operative Town Bank, Limited.	75 0 0	232 5 0	12,100 0 0	2,200 0 0	209 5 0
Kamarghat Co-operative Urban Bank.	100 0 0	830 0 0	41 12 0
<i>Total of District Silhet.</i>	<i>75 0 0</i>	<i>232 5 0</i>	<i>100 0 0</i>	<i>.....</i>	<i>13,030 0 0</i>	<i>2,200 0 0</i>	<i>251 1 0</i>
KHASI AND JAINTIA HILLS.							
Sylhet Co-operative Town Bank, Limited.	1,800 0 0	200 0 0	1,215 0 0	27,264 0 0	643 1 0
Hajipur Co-operative Central Bank, Limited.	23,450 0 0	1,062 11 9
<i>Total of District Khasi and Jaintia Hills.</i>	<i>1,800 0 0</i>	<i>200 0 0</i>	<i>.....</i>	<i>1,215 0 0</i>	<i>27,264 0 0</i>	<i>23,450 0 0</i>	<i>1,685 12 9</i>

I.

ACCOUNT—contd.

Credit Societies from 1st July 1909 to 30th June 1910.

ments—concl.

Dividend and bonus paid.	Stock bought.	Establishment and contingencies.	Other items.	Carried to reserve.	Total expenditure.	Closing balance.	Grand total expenditure, including closing balance.	Name of Society.
24	25	26	27	28	29	30	31	1
Rs. s. p.	Rs. s. p.	Rs. s. p.	Rs. s. p.	Rs. s. p.	Rs. s. p.	Rs. s. p.	Rs. s. p.	
289 2 0	721 14 4	91 11 5	161 0 0	16,150 0 9	83 15 1	16,233 15 10	NOAKHALL. Noakhali Premier Co-operative Bank, Limited.
.....	1,234 10 0	4 8 8	1,233 12 8	408 11 0	1,737 0 8	Lakshipur Urban Co-operative Credit Society, Limited.
888 2 0	1,956 8 4	95 14 8	161 0 0	17,388 14 0	539 10 1	17,927 8 1	Total of District Noakhali.
26 1 0	2 4 6	100 9 6	77 12 9	178 8 8	RANGPUR. Baidpur Co-operative Urban Bank, Limited.
.....	3 7 8	163 7 3	18 8 6	187 10 9	Kakina Co-operative Town Bank, Limited.
26 1 0	4 11 9	263 0 9	93 0 3	346 1 0	Total of District Rangpur.
130 10 9	97 9 8	20,879 15 7	908 15 8	20,919 14 9	PADMA. Dharaoga Co-operative Urban Bank, Limited.
.....	1,923 7 9	10 15 0	1 8 6	2,329 15 8	658 7 3	3,015 6 6	Dharaoga Weavers' Co-operative Bank.
.....	8 7 6	810 0 0	18,194 7 6	79 2 6	18,378 10 0	Padma Co-operative Urban Bank, Limited.
.....	6 4 6	708 4 6	161 0 0	947 4 6	Beraniganj Co-operative Urban Bank, Limited.
130 10 9	1,923 7 9	124 4 8	811 8 6	41,940 10 10	1,608 8 11	43,178 8 9	Total of District Padma.
111 8 1	144 14 8	600 0 0	23,008 15 1	2,994 0 7	26,002 15 8	CACHAR. Silchar Co-operative Town Bank, Limited.
111 8 1	144 14 8	600 0 0	23,008 15 1	2,994 0 7	26,002 15 8	Total of District Cachar.
663 14 9	260 14 8	850 0 0	10,444 7 0	1,136 6 2	17,540 15 8	SYLHET. Sylhet Co-operative Town Bank, Limited.
.....	1 13 8	2 1 4	1,015 10 7	143 2 0	1,167 12 7	Kamalganj Co-operative Urban Bank.
663 14 9	262 11 6	2 1 4	850 0 0	17,462 1 7	1,279 8 2	18,741 9 9	Total of District Sylhet.
701 8 4	427 2 0	163 9 8	1,300 0 0	43,703 12 8	948 8 7	44,651 11 5	KHASI AND JAINTEA HILLS. Shillong Co-operative Town Bank, Limited.
620 10 8	268 7 6	1 0 0(9)	28,422 12 5	1,200 11 8	27,621 8 10	Dimapur Co-operative Central Bank, Limited.
1,328 2 6	796 9 6	154 0 8	1,300 0 0	70,146 9 8	2,216 4 0	72,362 12 8	Total of District Khasi and Jaintia Hills.

debtors sold.
collection of interest.

Receipts and Disbursements of Urban Co-operative

Name of Society.	Rs.							
	Admission fees.	Share payments.	Deposit by members.	Loans from			Loans repaid by members.	Loans repaid by other societies.
				Government.	Other societies.	Non-members.		
1	2	3	4	5	6	7	8	9
GOALPARA.								
Dhubri Co-operative Town Bank, Limited.	49 0 0	480 0 0	234 0 0	200 0 0	628 0 0
Total of District Goalpara ...	49 0 0	480 0 0	234 0 0	200 0 0	628 0 0
KAMRUP.								
Gauhati Co-operative Town Bank, Limited.	87 0 0	250 0 0	5,740 0 0	3,550 0 0	7,496 0 0	450 0 0
Total of District Kamrup ...	87 0 0	250 0 0	5,740 0 0	3,550 0 0	7,496 0 0	450 0 0
DARRANG.								
Mohabhatrab Co-operative Bank, Limited.	14 0 0	258 0 0	6,319 0 0	1,032 0 0	2,566 0 0
Total of District Darrang ...	14 0 0	258 0 0	6,319 0 0	1,032 0 0	2,566 0 0
NOWGONG.								
Nowgong Co-operative Town Bank.	4 0 0	368 0 0	500 0 0	70 0 0
Total of District Nowgong ...	4 0 0	368 0 0	500 0 0	70 0 0
SIBSAGAR.								
Jorhat Town Bank, Limited ...	6 0 0	242 0 0	600 0 0	1,750 0 0
Sibsagar Co-operative Town Bank, Limited.	64 0 0	2,375 0 0	823 0 0	1,200 0 0	9,925 8 0
Golaghat Co-operative Town Bank, Limited.	55 0 0	1,810 0 0	1,521 0 0
Total of District Sibsagar ...	125 0 0	4,427 0 0	823 0 0	1,800 0 0	13,196 8 0
LAKHIMPUR.								
Dibrugarh Co-operative Town Bank, Limited.	18 0 0	378 0 0	575 0 0	550 0 0	1,275 8 0
Total of District Lakhimpur ...	18 0 0	378 0 0	575 0 0	550 0 0	1,275 8 0
Total of the Province ...	1,350 8 0	53,763 8 0	50,642 8 4	1,500 0 0	6,242 16 7	89,642 10 1	1,21,287 9 5	11,151 1 4

I. *concl'd.*

ACCOUNT.

Credit Societies from 1st July 1909 to 30th June 1910.

Receipts.						Disbursements.		Name of Society.
Interest received.	Gross sale proceeds of stock.	Other items.	Total income of the year.	Opening balance.	Grand total income, including opening balance.	Share capital withdrawn.		
10	11	12	13	14	15	16	1	
Rs. s. p.	Rs. s. p.	Rs. s. p.	Rs. s. p.	Rs. s. p.	Rs. s. p.	Rs. s. p.		
48 6 6	1,639 6 6	1,639 6 6	24 0 0		GOALPARA. Goalpara Co-operative Town Society, Limited.
48 6 6	1,639 6 6	1,639 6 6	24 0 0		of District Goalpara.
1,839 10 6	50 12 1	19,418 6 7	758 13 10	20,177 4 8	228 0 0		KAMRUP. Kamrup Co-operative Town Society, Limited.
1,839 10 6	50 12 1	19,418 6 7	758 13 10	20,177 4 8	228 0 0		of District Kamrup.
709 14 0	0 9 0	10,896 7 0	691 3 6	11,587 9 6	5 0 0		DARRANG. Darrang Co-operative Town Society, Limited.
709 14 0	0 9 0	10,896 7 0	691 3 6	11,587 9 6	5 0 0		of District Darrang.
49 4 6	691 4 6	228 15 6	1,217 4 0	40 0 0		NOWGONG. Nowgong Co-operative Town Society, Limited.
49 4 6	691 4 6	228 15 6	1,217 4 0	40 0 0		of District Nowgong.
648 1 8	3,344 1 8	579 5 5	3,923 7 1	30 0 0		SIBRAGAR. Sibragar Co-operative Town Society, Limited.
1,646 12 0	18 0 0	16,659 1 0	579 14 9	17,238 15 9	15 0 0		of District Sibragar.
176 14 11	1 0 6	3,566 7 5	3,566 7 5		of District Sibragar.
3,469 12 7	19 8 6	22,800 10 1	1,800 4 3	24,600 14 3	84 0 0		of District Sibragar.
174 13 9	81 7 0	3,218 12 9	443 1 1	3,761 13 10		LAKHIMPUR. Lakhimpur Co-operative Town Society, Limited.
174 13 9	81 7 0	3,218 12 9	443 1 1	3,761 13 10		of District Lakhimpur.
22,329 7 0	6,336 6 9	311 1 9	3,03,556 11 3	19,451 12 1	3,05,507 8 4	1,714 0 0		of the Province.

TABLE

CASH

Receipts and Disbursements of Urban Co-operative

Disburse						
Deposit - withdrawn.	Loans repaid to			Loans to members.	Loans to other societies.	Interest paid on loans and deposits.
	Government.	Other societies.	Non-members.			
17	18	19	20	21	22	23
Rs. a. p.	Rs. a. p.	Rs. a. p.	Rs. a. p.	Rs. a. p.	Rs. a. p.	Rs. a. p.
.....	1,576 0 0	5 0 0
.....	1,576 0 0	5 0 0
3,200 0 0	200 0 0	612 0 0	11,250 0 0	1,500 0 0	820 0 0
3,200 0 0	200 0 0	612 0 0	11,250 0 0	1,500 0 0	820 0 0
2,711 0 0	2,338 0 0	4,845 0 0	199 12 0
2,711 0 0	2,338 0 0	4,845 0 0	199 12 0
.....	910 0 0
.....	910 0 0
.....	200 0 0	1,350 0 0	69 2 8
250 0 0	200 0 0	200 0 0	13,348 0 0	57 10 4
.....	8,061 0 0
200 0 0	400 0 0	200 0 0	17,759 0 0	126 13 7
200 0 0	2,038 0 0	11 1 9
200 0 0	2,038 0 0	11 1 9
17,025 1 3	2,612 5 0	4,325 14 0	15,719 7 9	1,90,459 0 0	92,625 0 0	6,675 12 7

I- conold.

ACCOUNT.

Credit Societies from 1st July 1909 to 30th June 1910.

ments—conold.								Name of Society.
Dividend and bonus paid.	Stock bought.	Establishment and contingencies.	Other items.	Carried to reserve.	Total expenditure.	Closing balance.	Grand total expenditure including closing balance.	
24	25	26	27	28	29	30	31	1
Rs. s. p.	Rs. s. p.	Rs. s. p.	Rs. s. p.	Rs. s. p.	Rs. s. p.	Rs. s. p.	Rs. s. p.	
.....	0 4 9	1,605 4 9	97 1 9 0	1,632 6 6	GOALPADA. Phulri Co-operative Town Bank, Limited.
.....	0 4 9	1,605 4 9	97 1 9 0	1,632 6 6	Total of District Goalpara.
484 13 0	306 0 3	700 8 0	10,351 8 3	920 13 3	20,173 6 3	KAMRUP. Gauhati Co-operative Town Bank, Limited.
434 13 0	306 0 3	700 8 0	10,351 8 3	920 13 3	20,173 6 3	Total of District Kamrup.
108 14 0	101 10 3	10,309 4 3	1,378 8 3	11,687 9 6	DARRANG. Mahalshrab Co-operative Bank, Limited.
108 14 0	101 10 3	10,309 4 3	1,378 8 3	11,687 9 6	Total of District Darrang.
33 0 0	0 6 0	933 6 0	233 14 0	1,217 4 0	HOWRAH. Howrah Co-operative Town Bank.
33 0 0	0 6 0	933 6 0	233 14 0	1,217 4 0	Total of District Howrah.
235 11 6	93 14 9	1,930 13 6	1,333 9 7	3,316 7 1	SIBSAGAR. Jorhat Town Bank, Limited.
617 13 7	224 0 9	91 10 0	15,174 1 3	1,457 14 1	16,631 15 6	General Co-operative Town Bank, Limited.
.....	132 0 3	3,193 6 3	371 1 2	3,564 7 3	Golaghat Co-operative Town Bank, Limited.
846 3 1	620 3 9	61 20 0	20,348 5 3	3,068 3 20	24,010 16 3	Total of District Sibsagar.
43 9 9	106 3 0	16 7 1	3,304 10 7	237 3 3	3,761 13 10	LAKHIMPUR. Dibrugarh Co-operative Town Bank, Limited.
43 9 9	106 3 0	16 7 1	3,304 10 7	237 3 3	3,761 13 10	Total of District Lakhimpur.
5,418 2 8	3,983 3 1	3,577 11 9	153 11 6	2,351 3 9	2,49,906 13 4	23,061 11 0	3,23,258 6 6	Total of the Province.

TABLE II.

Profit and Loss Account of Urban Co-operative Credit Societies for the year 1909-1910.

Name of Society.	Profit.				Loss.						
	Interest earned.	Gross profit on sale of stock.	Other items.	Total.	Interest paid and due.	Establishment and contingent charges paid and due.	Debts written off.	Interest written off.	Other items.	Total.	
1	2	3	4	5	6	7	8	9	10	11	
DACCA.											
Decca Non-sanctioned Officers' Co-operative Town Bank, Limited.	Rs. a. p. 406 11 9	Rs. a. p.	Rs. a. p. 46 3 0	Rs. a. p. 512 13 9	Rs. a. p. 140 15 10	Rs. a. p. 125 6 6	Rs. a. p. ...	Rs. a. p. ...	Rs. a. p. ...	Rs. a. p. 375 6 4	
Tota Co-operative Central Bank, Limited ...	614 4 3	614 4 3	86 3 3	15 8 0	101 11 6	
Eastern Bengal and Assam Co-operative Central Bank, Limited.	323 7 0	28 0 0	361 7 0	54 1 0	25 2 0	79 3 0	
<i>Total of District Dacca</i> ...	<i>1,404 6 12</i>	<i>.....</i>	<i>84 3 0</i>	<i>1,488 8 11</i>	<i>290 4 1</i>	<i>166 0 6</i>	<i>...</i>	<i>...</i>	<i>...</i>	<i>466 4 7</i>	
MYMENSINGH.											
Jamalpur Co-operative Town Bank, Limited	8,224 5 3	23 7 4	8,248 12 6	1,559 11 4	80 12 9	1,649 3 1	
Mymensingh Co-operative Town Bank, Limited.	703 13 7	57 4 0	761 1 7	291 0 5	76 10 8	367 10 11	
Sherpur Co-operative Town Bank, Limited...	127 3 4	46 3 9	173 12 1	7 3 0	10 15 6	18 7 6	
<i>Total of District Mymensingh</i> ...	<i>4,058 11 1</i>	<i>.....</i>	<i>126 15 1</i>	<i>4,181 10 8</i>	<i>1,858 3 9</i>	<i>177 6 9</i>	<i>...</i>	<i>...</i>	<i>...</i>	<i>2,035 10 6</i>	
FARIDPUR.											
Faridpur Co-operative Urban Bank, Limited	2,441 5 1	123 3 2	2,564 13 4	963 9 5	234 1 0	1,196 10 8	
Madripur Co-operative Urban Bank, Limited.	1,405 12 1	243 10 2	1,779 6 3	473 5 3	380 3 2	653 8 8	
Bhanga Bhasan Samiti, Limited ...	143 9 1	5 0 0	148 9 1	7 4 1	0 8 3	5 15 6	13 9 10	
Gopalganj Urban Bank, Limited ...	291 13 3	181 0 0	472 13 3	85 13 9	44 10 3	80 8 0	
Mukshaur Standard Co-operative Urban Bank, Limited.	61 13 9	82 2 11	164 0 8	1 0 8	1 0 8	
<i>Total of District Faridpur</i> ...	<i>4,451 5 3</i>	<i>.....</i>	<i>678 5 4</i>	<i>5,129 10 7</i>	<i>1,460 1 3</i>	<i>659 4 8</i>	<i>...</i>	<i>...</i>	<i>5 15 6</i>	<i>2,745 5 4</i>	
CHITTAGONG.											
Chittagong Non-sanctioned Officers' Co-operative Urban Bank, Limited.	63 0 7	63 0 7	
Islambad Town Bank, Limited ...	31 15 0	64 4 0	96 3 0	0 10 0	8 3 0	8 13 0	
<i>Total of District Chittagong</i> ...	<i>94 15 7</i>	<i>.....</i>	<i>64 4 0</i>	<i>160 3 7</i>	<i>0 10 0</i>	<i>8 3 0</i>	<i>...</i>	<i>...</i>	<i>...</i>	<i>8 13 0</i>	
TIPPERA.											
Chasipur Co-operative Town Bank, Limited	240 12 0	9 0 0	258 12 0	
Comilla Co-operative Town Bank, Limited	234 6 0	83 0 0	378 6 0	74 0 9	0 6 0	74 6 9	
<i>Total of District Tippera</i> ...	<i>474 8 0</i>	<i>.....</i>	<i>101 0 0</i>	<i>636 8 0</i>	<i>74 0 9</i>	<i>0 6 0</i>	<i>...</i>	<i>...</i>	<i>...</i>	<i>74 6 9</i>	
DISTRICT NOAKHALL.											
Noakhall Premier Co-operative Bank, Limited	513 10 7	140 12 2	23 3 4	691 10 1	154 11 8	9 9 0	164 4 6	
Lakshur Urban Co-operative Credit Society, Limited.	43 14 3	33 0 0	94 14 3	4 3 3	4 3 3	
<i>Total of District Noakhali</i> ...	<i>513 10 7</i>	<i>183 10 5</i>	<i>56 3 4</i>	<i>1,086 8 4</i>	<i>154 11 8</i>	<i>13 12 3</i>	<i>...</i>	<i>...</i>	<i>...</i>	<i>168 7 9</i>	
DISTRICT RANGPUR.											
Rangpur Co-operative Urban Bank, Limited...	50 2 0	50 2 0	25 0 0	2 4 6	27 4 6	
Kahina Co-operative Town Bank, Limited ...	7 14 9	26 0 0	33 14 9	2 7 3	2 7 3	
<i>Total of District Rangpur</i> ...	<i>57 16 9</i>	<i>.....</i>	<i>26 0 0</i>	<i>83 17 9</i>	<i>25 0 0</i>	<i>4 11 9</i>	<i>...</i>	<i>...</i>	<i>...</i>	<i>29 11 9</i>	

TABLE II—concl'd.

Profit and Loss Account of Urban Co-operative Credit Societies for the year 1903-1910.

Name of Society.	Profit.				Loss.							Net profit.
	Interest earned.	Gross profit on sale of stock.	Other items.	Total.	Interest paid and due.	Establishment and contingent charges paid and due.	Debts written off.	Interest written off.	Other items.	Total.		
1	2	3	4	5	6	7	8	9	10	11	12	
	Rs. s. p.	Rs. s. p.	Rs. s. p.	Rs. s. p.	Rs. s. p.	Rs. s. p.	Rs. s. p.	Rs. s. p.	Rs. s. p.	Rs. s. p.	Rs. s. p.	
PABNA.												
Barua Co-operative Urban Bank, Limited	1,018 14 3	43 2 0	1,063 1 0	350 6 0	74 4 9	424 11 0	637 8 6	
Barua Weavers' Co-operative Bank ...	67 12 3	45 12 6	113 8 9	66 14 0	10 15 0	77 12 0	88 11 9	
Barua Co-operative Urban Bank, Limited ...	838 4 0	50 0 0	833 4 0	231 6 3	13 7 0	1 0 0	296 13 9	532 6 3	
Barua Co-operative Urban Bank, Limited	20 6 6	52 0 0	72 6 6	6 4 0	6 4 0	13 8 0	59 16 0	
<i>Total of District Pabna</i> ...	<i>1,945 6 0</i>	<i>45 12 6</i>	<i>145 2 0</i>	<i>2,138 4 8</i>	<i>704 16 0</i>	<i>104 18 9</i>	<i>1 0 0</i>	<i>810 14 9</i>	<i>1,323 8 4</i>	
CACHAR.												
Barua Co-operative Town Bank, Limited ...	1,093 6 4	63 4 8	1,176 11 0	475 14 10	105 7 4	541 6 3	608 8 10	
<i>Total of District Cachar</i> ...	<i>1,593 6 4</i>	<i>83 4 8</i>	<i>1,174 11 0</i>	<i>473 14 10</i>	<i>105 7 4</i>	<i>541 6 3</i>	<i>608 8 10</i>	
SYLHET.												
Barua Co-operative Town Bank, Limited ...	1,467 9 7	47 9 0	1,515 2 7	204 6 0	33 5 3	230 11 3	1,279 7 4	
Barua Co-operative Urban Bank ...	98 5 0	90 5 6	47 2 0	1 13 3	2 1 4	51 0 7	45 4 11	
<i>Total of District Sylhet</i> ...	<i>1,563 15 1</i>	<i>47 9 0</i>	<i>1,611 8 1</i>	<i>251 8 0</i>	<i>34 8 6</i>	<i>2 1 4</i>	<i>281 11 10</i>	<i>1,279 7 4</i>	
KHASI AND JAINTIA HILLS.												
Barua Co-operative Town Bank, Limited...	2,298 1 8	3 0 0	2,301 2 4	508 14 8	141 8 0	38 15 0	4 2 9	3 0 0	746 9 1	1,514 9 2	
Barua Co-operative Central Bank, Limited	4,743 2 9	9 0 0	4,752 9 9	2,739 2 8	241 1 4	1 0 0	2,045 2 4	1,707 13	
<i>Total of Khasi and Jaintia Hills</i> ...	<i>7,041 4 6</i>	<i>12 0 0</i>	<i>7,053 6 1</i>	<i>2,248 2 4</i>	<i>382 9 4</i>	<i>38 15 0</i>	<i>4 2 9</i>	<i>4 0 0</i>	<i>2,791 16 5</i>	<i>2,211 10</i>	
GOALPARA.												
Barua Co-operative Town Bank, Limited ...	51 2 3	40 0 0	100 2 3	19 2 0	0 4 9	10 7 9	89 10 6	
<i>Total of District Goalpara</i> ...	<i>51 2 3</i>	<i>40 0 0</i>	<i>100 2 3</i>	<i>19 2 0</i>	<i>0 4 9</i>	<i>10 7 9</i>	<i>89 10 6</i>	
KAMRUP.												
Barua Co-operative Town Bank, Limited	1,953 10 6	123 13 10	2,077 8 4	1,007 12 0	54 7 10	1,008 2 10	1,011 4 6	
<i>Total of District Kamrup</i> ...	<i>1,953 10 6</i>	<i>123 13 10</i>	<i>2,077 8 4</i>	<i>1,007 12 0</i>	<i>54 7 10</i>	<i>1,008 2 10</i>	<i>1,011 4 6</i>	
DARRANG.												
Barua Co-operative Bank, Limited ...	782 4 0	14 9 0	796 13 0	251 6 2	95 10 3	47 0 8	549 12 7	
<i>Total of District Darrang</i> ...	<i>782 4 0</i>	<i>14 9 0</i>	<i>796 13 0</i>	<i>251 6 2</i>	<i>95 10 3</i>	<i>47 0 8</i>	<i>549 12 7</i>	
NOWGONG.												
Barua Co-operative Town Bank ...	43 15 9	4 0 0	47 15 9	2 2 0	0 6 0	2 8 0	44 7 9	
<i>Total of District Nowgong</i> ...	<i>43 15 9</i>	<i>4 0 0</i>	<i>47 15 9</i>	<i>2 2 0</i>	<i>0 6 0</i>	<i>2 8 0</i>	<i>44 7 9</i>	
SIBSAGAR.												
Barua Town Bank, Limited ...	652 6 11	6 0 0	658 6 11	118 6 11	43 16 7	10 5 2	44 1 0	
Barua Co-operative Town Bank, Limited	1,772 2 4	23 0 0	1,554 2 4	117 2 2	20 0 0	10 0 0	47 16 9	1,506 8 6	
Barua ditto ditto	187 2 11	64 8 6	211 12 3	...	123 6 3	100 4 2	13 6	
<i>Total of District Sibsagar</i> ...	<i>2,611 14 2</i>	<i>153 8 6</i>	<i>2,764 6 2</i>	<i>235 8 3</i>	<i>163 6 3</i>	<i>10 0 0</i>	<i>100 4 2</i>	<i>1,520 13 2</i>	
LAKHIMPUR.												
Barua Co-operative Town Bank, Limited	270 1 0	7 2 0	16 0 0	233 4 0	23 15 6	17 2 0	44 9 4	207 2 0	
<i>Total of District Lakhimpur</i> ...	<i>270 1 0</i>	<i>7 2 0</i>	<i>16 0 0</i>	<i>233 4 0</i>	<i>23 15 6</i>	<i>17 2 0</i>	<i>44 9 4</i>	<i>207 2 0</i>	
<i>Total of the Province</i> ...	<i>23,756 2 8</i>	<i>9 11</i>	<i>1,514 14</i>	<i>25,270 19</i>	<i>13,500 6 2</i>	<i>2,621 4 2</i>	<i>23 15 0</i>	<i>6 2 1</i>	<i>12 11 4</i>	<i>1,101 10 10</i>	<i>11,749 11 0</i>	

Balance Sheet of Urban Co-operatives

Name of Society.	Assets.										
	Cash in hand and bank.	Present value of investments.	Loans due by members.	Loans due by other societies.	Interest due on columns 4 and 5.	Value of stock in hand.	Other items.	Total assets.	Loans from m-n-members.	Loans from other societies.	Interest due on loans in columns 10 and 11.
1	2	3	4	5	6	7	8	9	10	11	12
	Rs. s. p.	Rs. s. p.	Rs. s. p.	Rs. s. p.	Rs. s. p.	Rs. s. p.	Rs. s. p.	Rs. s. p.	Rs. s. p.	Rs. s. p.	Rs. s. p.
DACCA.											
Dacca Non-gazetted Officers' Co-operative Town Bank, Limited.	7 6 11	817 0 0	4,793 6 0	...	49 12 0	5,167 8 11
Tota's Co-operative Central Bank, Limited.	15 5 6	4,678 0 0	494 0 8	5,097 5 8	700 0 0	28 0 0	...
Eastern Bengal and Assam Co-operative Central Bank, Limited.	10,03 1 0	14,800 0 0	510 4 0	25,257 5 0	13,900 0 0	...	35 6
Total of District Dacca	10,060 13 6	817 0 0	4,793 6 0	18,978 0 0	773 0 8	35,523 8 8	14,600 0 0	28 0 0	41 11
MYMENSINGH.											
Jacalour Co-operative Town Bank, Limited.	1,812 6 2	450 0 0	4,566 13 6	31,700 12 4	2,249 7 2	40,839 7 2	18,615 3 4	416 2 2	900 1
Mymensingh Co-operative Town Bank, Limited.	954 0 0	204 0 0	9,559 0 0	1,900 0 0	848 6 4	12,060 7 1	7,287 0 0	...	284 1
Sherrin Co-operative Town Bank, Limited.	627 15 0	...	165 0 0	3,150 0 0	123 8 7	4,068 7 7	1,000 0 0	...	7 8
Total of District Mymensingh	3,394 6 11	654 0 0	14,290 13 6	36,840 12 4	3,221 6 1	57,898 5 10	26,902 3 4	416 2 2	1,200 1
FARIDPUR.											
Faridpur Co-operative Urban Bank, Limited.	1,130 7 8	...	18,927 7 0	4,170 0 0	1,144 9 2	25,381 7 11	9,689 16 0	1,434 14 2	68 1
Malasapur Urban Co-operative Credit Society, Limited.	207 12 2	150 0 0	3,060 0 0	13,305 0 0	978 0 8	...	168 8 0	17,867 4 10	2,028 8 0	...	51 1
Bhanga Binadan Samiti, Limited	70 2 11	...	500 8 11	...	102 12 6	1,033 9 4	205 8 0	...	6 1
Gopalganj Urban Bank, Limited.	604 6 6	...	5,001 0 0	...	131 12 6	5,827 3 0	12,400 0 0	...	27 1
Mukundpur Standard Co-operative Urban Bank, Limited.	31 12 11	...	2,891 0 0	...	71 3 9	2,994 0 8	950 0 0	...	1 1
Total of District Faridpur	2,143 10 8	150 0 0	30,739 12 11	17,475 0 0	2,428 7 7	...	166 8 0	53,103 9 9	25,173 15 0	1,434 14 2	73 1
CHITTAGONG.											
Chittagong Non-Gazetted Officers' Co-operative Urban Bank, Limited.	1,089 10 11	...	472 0 0	...	113 0 6	1,673 11 6
Islambad Town Bank, Limited	59 8 0	...	865 0 0	...	23 12 0	948 0 0
Total of Chittagong District	1,147 12 11	...	1,337 0 0	...	136 12 6	2,621 11 6
TIPPERA.											
Chandpur Co-operative Town Bank, Limited.	90 8 3	...	1,425 0 0	...	217 8 0	1,732 12 3
Chandpur Co-operative Town Bank, Limited.	143 10 0	...	700 0 0	6,530 0 0	279 6 0	7,078 0 0	...	133 0 0	3 1
Total of District Tippera	233 8 3	...	2,125 0 0	6,530 0 0	496 14 0	8,810 12 3	...	133 0 0	3 1

III.
Credit Societies on the 30th June 1910.

Liabilities.

Liabilities.													
Loans from Government.	Interest due to Government.	Total of columns 10 to 14.	Share capital.	Deposits by members.	Interest due on members' deposits.	Dividends due to members.	Total due to members (columns 16 to 19).	Provision for contingencies, char. or due.	Other items.	Reserve fund.	Total liabilities.	Net profit.	Balance.
13	14	15	16	17	18	19	20	21	22	23	24	25	26
Rs. a. p.	Rs. a. p.	Rs. a. p.	Rs. a. p.	Rs. a. p.	Rs. a. p.	Rs. a. p.	Rs. a. p.	Rs. a. p.	Rs. a. p.	Rs. a. p.	Rs. a. p.	Rs. a. p.	Rs. a. p.
...	1,603 0 0	2,000 0 0	33 4 6	28 14 1	4,563 2 7	304 15 0	4,930 1 7	237 7 6	...
...	...	733 6 6	3,280 0 0	125 0 0	10 7 6	138 14 9	3,554 6 3	297 0 0	4,546 12 9	312 9 0	...
...	...	13,935 3 0	8,010 0 0	3,000 0 0	18 12 0	...	11,028 12 0	11 0 0	24,078 1 0	2 3 4	...
...	...	14,668 11 6	12,893 0 0	6,025 0 0	62 8 0	163 12 10	19,146 4 10	674 15 0	26,490 13 4	1,022 4 6	...
4,500 0 0	187 8 0	24,628 0 5	8,770 0 0	6,103 4 8	292 13 11	22 7 9	14,198 10 4	5 8 0	...	450 0 0	20,278 2 9	1,307 6 1	...
...	...	7,571 4 1	3,475 0 0	1,300 0 0	6 12 4	...	4,781 12 4	10 0 0	...	294 0 0	12,547 0 5	233 6 0	...
...	...	1,007 8 0	2,738 0 0	2,785 0 0	118 11 0	3,911 2 0	153 6 7	...
4,500 0 0	187 8 0	33,206 12 6	16,030 0 0	6,403 4 8	299 10 3	22 7 9	21,763 6 8	13 8 0	...	779 11 0	38,750 0 2	2,163 13 4	...
1,600 0 0	94 0 6	15,411 0 11	4,545 0 0	2,481 7 0	142 7 0	133 6 1	7,303 4 1	...	400 0 0	900 0 0	24,013 5 0	1,304 2 11	...
4,500 0 0	105 2 3	6,773 13 11	8,235 0 0	1,650 0 0	48 2 0	...	9,933 2 0	25 0 0	2 0 0	301 1 7	16,941 7 0	153 13 1	...
...	...	211 10 0	580 0 0	41 14 1	601 14 1	64 2 0	804 10 1	158 15 3	...
...	...	2,427 9 9	2,500 0 0	500 0 0	7 4 0	...	3,007 4 0	5,434 13 9	121 8 2	...
...	...	951 0 8	1,830 0 0	1,880 0 0	3,781 0 8	113 0 4	...
5,100 0 0	252 2 2	26,730 3 3	17,720 0 0	4,531 7 0	197 13 0	173 4 2	22,424 2 2	25 0 0	42 0 0	1,269 9 1	30,119 6 6	2,022 8 1	...
...	1,315 0 0	9 3 4	...	131 7 6	1,446 10 10	150 0 0	1,596 10 10	64 8 7	...
...	700 0 0	100 0 0	0 10 0	...	800 10 0	1,396 10 0	67 8 0	...
...	2,073 0 0	109 2 4	0 10 0	121 7 6	2,214 4 10	170 0 0	2,384 4 10	113 4 7	...
...	1,200 0 0	11 0 0	1,211 0 0	73 1 3	1,284 1 3	2 11 0	...
...	...	141 5 4	3,809 0 0	3,163 0 0	70 11 5	...	7,234 11 5	7,234 11 5	2 11 5	...
...	...	141 5 4	5,523 0 0	3,176 0 0	70 11 5	...	8,870 11 5	8,870 11 5	2 11 5	...

TABLE
Balance Sheet of Urban Co-operative

Name of Society.	Assets.								Loans from non-members.	Loans from other societies.	Interest due on loans in columns 10 and 11.
	Cash in hand and bank.	Present value of investments.	Loans due by members.	Loans due by other societies.	Interest due on columns 4 and 5.	Value of stock in hand.	Other items.	Total assets.			
1	2	3	4	5	6	7	8	9	10	11	12
	Rs. a. p.	Rs. a. p.	Rs. a. p.	Rs. a. p.	Rs. a. p.	Rs. a. p.	Rs. a. p.	Rs. a. p.	Rs. a. p.	Rs. a. p.	Rs. a. p.
NOAKHALI.											
Noakhali Premier Co-operative Bank, Limited.	83 15 1	378 0 0	6,233 0 3	...	165 7 3	86 0 0	...	6,945 6 2
Lakhipur Urban Co-operative Credit Society, Limited.	408 11 0	408 11 0
<i>Total of District Noakhali ...</i>	<i>832 10 1</i>	<i>378 0 0</i>	<i>6,233 0 3</i>	<i>...</i>	<i>165 7 3</i>	<i>86 0 0</i>	<i>...</i>	<i>7,444 1 2</i>	<i>...</i>	<i>...</i>	<i>...</i>
BANGPUR.											
Baidpur Co-operative Urban Bank, Limited.	77 12 8	...	407 0 0	...	56 9 3	631 6 0	400 0 0
Kokina Co-operative Town Bank, Limited.	15 3 6	...	180 0 0	...	6 4 0	161 7 6
<i>Total of District Bangpur ...</i>	<i>93 0 8</i>	<i>...</i>	<i>637 0 0</i>	<i>...</i>	<i>62 13 3</i>	<i>...</i>	<i>...</i>	<i>732 13 6</i>	<i>400 0 0</i>	<i>...</i>	<i>...</i>
PABNA.											
Dhorenga Co-operative Urban Bank, Limited.	903 15 2	...	6,437 0 0	6,750 0 0	123 8 0	14,213 7 2	3,500 0 0	236 5 6	40 8 1
Dhorenga Weavers' Co-operative Bank.	688 7 3	16 6 0	356 0 0	...	23 13 9	489 15 3	...	1,570 10 9	...	400 0 0	13 3 0
Pabna Co-operative Urban Bank, Limited.	79 2 6	210 0 0	3,110 0 0	2,150 0 0	241 14 0	10,800 0 6
Fersiganj Co-operative Urban Bank, Limited.	361 0 0	...	700 0 0	...	3 2 0	364 2 0	400 0 0	...	6 4 4
<i>Total of District Pabna ...</i>	<i>1,932 8 11</i>	<i>226 6 6</i>	<i>10,613 0 0</i>	<i>8,900 0 0</i>	<i>398 6 2</i>	<i>489 15 3</i>	<i>...</i>	<i>27,557 4 5</i>	<i>3,900 0 0</i>	<i>636 5 6</i>	<i>65 1 2</i>
CACHAR.											
Silchar Co-operative Town Bank, Limited.	2,904 0 7	600 0 0	11,738 0 0	4,300 0 0	283 13 2	...	34 10 8	19,949 8 5	14,161 7 0	...	234 13 1
<i>Total of District Cachar ...</i>	<i>2,904 0 7</i>	<i>600 0 0</i>	<i>11,738 0 0</i>	<i>4,300 0 0</i>	<i>283 13 2</i>	<i>...</i>	<i>34 10 8</i>	<i>19,949 8 5</i>	<i>14,161 7 0</i>	<i>...</i>	<i>234 13 1</i>
SYLHET.											
Sylhet Co-operative Town Bank, Limited.	1,136 6 2	800 0 0	9,483 0 0	4,750 0 0	103 3 0	16,274 9 2
Kanachak Co-operative Urban Bank.	143 3 0	...	1,006 0 0	1,143 3 0	...	800 0 0	9 1 1
<i>Total of District Sylhet ...</i>	<i>1,279 9 2</i>	<i>800 0 0</i>	<i>10,489 0 0</i>	<i>4,750 0 0</i>	<i>103 3 0</i>	<i>...</i>	<i>...</i>	<i>17,417 11 2</i>	<i>...</i>	<i>800 0 0</i>	<i>9 1 1</i>
KHASI AND JAINTIA HILLS.											
Shillong Co-operative Town Bank, Limited.	943 8 7	1,200 0 0	22,364 8 6	...	530 11 4	...	150 0 0	25,960 9 5	3,173 0 0	...	111 8 1
Proneer Co-operative Central Bank, Limited.	1,263 11 4	82,550 14 0	2,761 5 10	56,330 13 3	44,850 0 0	...	1,251 2 2
<i>Total of Khasi and Jaintia Hills ...</i>	<i>2,206 4 0</i>	<i>1,200 0 0</i>	<i>22,364 8 6</i>	<i>82,550 14 0</i>	<i>3,291 1 2</i>	<i>...</i>	<i>150 0 0</i>	<i>82,290 8 8</i>	<i>48,025 0 0</i>	<i>...</i>	<i>1,251 2 2</i>

III—contd.

Credit Societies on the 30th June 1910.

Liabilities.													Total Liabilities.	Ret. fund.	Res. a/c.
Loans from Government ac.	Interest due to Government.	Total of columns 10 to 14.	Share capital.	Deposits by members.	Interest due on member's deposits.	Dividend due to members.	Total due to members (columns 16 to 19).	Establishment and contingent charges due.	Other items.	Reserve fund.	Total Liabilities.	Ret. fund.			
13	14	15	16	17	18	19	20	21	22	23	24	25	26		
Rs. a. p.	Rs. a. p.	Rs. a. p.	Rs. a. p.	Rs. a. p.	Rs. a. p.	Rs. a. p.	Rs. a. p.	Rs. a. p.	Rs. a. p.	Rs. a. p.	Rs. a. p.	Rs. a. p.	Rs. a. p.		
...	3,030 0 0	2,537 0 0	167 15 11	19 14 11	5,734 14 10	5 2 2	...	278 0 0	6,118 1 0	827 8 7	...		
...	408 0 0	408 0 0	408 0 0	96 11 0	...		
...	3,438 0 0	2,537 0 0	1 7 16 21	19 14 11	6,143 14 10	5 2 2	...	278 0 0	6,421 1 0	924 0 7	...		
...	...	400 0 0	146 0 0	1 8 6	147 8 6	61 0 0	608 8 6	23 13 6	...		
...	130 0 0	130 0 0	130 0 0	21 7 0	...		
...	...	400 0 0	268 0 0	1 8 6	267 8 6	61 0 0	728 8 6	24 8 0	...		
...	...	3,678 11 9	5,158 0 0	4,380 1 2	21 1 2	2 2 6	9,563 5 11	10 0 0	...	128 0 0	13,678 1 0	627 8 0	...		
1,000 0 0	...	1,412 8 0	...	120 0 0	11 4 0	...	151 4 0	0 8 0	1,563 18 0	25 11 9	...		
...	2,973 0 0	6,790 0 0	231 6 2	...	10,044 6 2	4 0 0	1 0 0	128 0 0	10,207 19 2	292 8 2	...		
...	...	408 4 0	408 0 0	408 0 0	806 4 0	26 14 0	...		
1,000 0 0	...	5,697 7 9	8,629 0 0	17,011 1 9	312 11 0	2 2 6	20,229 0 2	14 0 0	1 0 0	282 7 0	20,511 14 11	1,228 8 4	...		
250 0 0	4 2 8	1,4780 6 9	1,803 0 0	2,408 8 6	73 2 0	...	4,412 12 6	2 0 0	...	120 0 4	19,224 8 7	608 4 10	...		
250 0 0	4 2 8	14,780 6 9	1,832 0 0	2,408 8 6	73 2 0	...	4,412 12 6	2 0 0	...	120 0 4	19,224 8 7	608 4 10	...		
1,000 0 0	14 14 3	1,014 14 3	8,722 0 0	4,350 0 0	...	98 2 7	12,151 2 7	800 0 0	14,956 1 10	1,278 7 4	...		
...	...	800 2 0	200 0 0	900 0 0	22 10 1	1,102 12 1	66 4 11	...		
1,000 0 0	14 14 3	1,824 1 2	8,999 0 0	4,350 0 0	...	99 2 7	12,441 2 7	822 10 1	16,066 14 11	1,288 12 2	...		
1,400 0 0	48 2 2	4,732 11 4	9,290 0 0	8,228 1 5	221 15 0	229 4 5	18,429 4 10	62 0 0	...	1,116 0 0	21,546 0 2	1,216 0 2	...		
...	...	46,131 10 5	8,415 0 0	0 0 10	8,415 0 10	14 0 0	...	212 0 2	64,573 0 2	1,797 12 4	...		
1,400 0 0	48 2 2	60,864 5 9	17,708 0 0	8,228 1 5	221 15 0	229 4 5	26,844 5 2	20 0 0	...	1,428 0 2	79,219 1 2	2,024 7 0	...		

TABLE
Balance Sheet of Urban Co-operatives

Name of Society.	Assets.										
	Cash in hand and bank.	Present value of investments.	Loans due by members.	Loans due by other societies.	Interest due on columns 4 and 5.	Value of stock in hand.	Other items.	Total assets.	Loans from non-members.	Loans from other societies.	Interest due on loans in columns 10 and 11.
1	2	3	4	5	6	7	8	9	10	11	12
	Rs. a. p.	Rs. a. p.	Rs. a. p.	Rs. a. p.	Rs. a. p.	Rs. a. p.	Rs. a. p.	Rs. a. p.	Rs. a. p.	Rs. a. p.	Rs. a. p.
GOALPARA.											
Dhuhel Co-operative Town Bank, Limited.	27 1 9	...	950 0 0	...	7 11 9	984 13 6	200 0 0	...	2 0 1
<i>Total of District Goalpara ...</i>	<i>27 1 9</i>	<i>...</i>	<i>950 0 0</i>	<i>...</i>	<i>7 11 9</i>	<i>...</i>	<i>...</i>	<i>984 13 6</i>	<i>200 0 0</i>	<i>...</i>	<i>2 0 1</i>
KAMRUP.											
Ganhati Co-operative Town Bank, Limited.	920 15 2	700 8 0	80,067 0 0	2,550 0 0	609 4 7	...	36 1 9	24,943 13 6	7,815 0 0	...	303 9 0
<i>Total of District Kamrup ...</i>	<i>920 15 2</i>	<i>700 8 0</i>	<i>80,067 0 0</i>	<i>2,550 0 0</i>	<i>609 4 7</i>	<i>...</i>	<i>36 1 9</i>	<i>24,943 13 6</i>	<i>7,815 0 0</i>	<i>...</i>	<i>303 9 1</i>
DARRANG.											
Mahabhairab Co-operative Bank, Limited.	1,278 5 8	...	6,347 6 0	...	346 7 6	7,873 3 9	837 0 0	...	25 14 3
<i>Total of District Darrang ...</i>	<i>1,278 5 8</i>	<i>...</i>	<i>6,347 6 0</i>	<i>...</i>	<i>346 7 6</i>	<i>...</i>	<i>...</i>	<i>7,873 3 9</i>	<i>837 0 0</i>	<i>...</i>	<i>25 14 3</i>
NOWGONG.											
Nowgong Co-operative Town Bank.	233 14 0	...	1,040 0 0	...	24 5 1	1,298 3 1
<i>Total of District Nowgong ...</i>	<i>233 14 0</i>	<i>...</i>	<i>1,040 0 0</i>	<i>...</i>	<i>24 5 1</i>	<i>...</i>	<i>...</i>	<i>1,298 3 1</i>	<i>...</i>	<i>...</i>	<i>...</i>
SIBSAGAR.											
Jorhat Town Bank, Limited ...	1,333 9 7	...	6,100 0 0	...	9 13 6	7,943 7 1	1,100 0 0	...	60 6
Sibsagar Co-operative Town Bank, Limited.	1,457 14 1	...	19,987 11 0	...	256 13 1	...	91 0 0	14,793 6 2	1,000 0 0	...	6 4
Golaghat Co-operative Town Bank, Limited.	371 1 2	...	1,540 0 0	...	10 5 0	1,921 6 2
<i>Total of District Sibsagar ...</i>	<i>3,662 3 2</i>	<i>...</i>	<i>20,627 11 0</i>	<i>...</i>	<i>276 15 7</i>	<i>...</i>	<i>91 0 0</i>	<i>24,658 3 5</i>	<i>2,100 0 0</i>	<i>...</i>	<i>66 10</i>
LAKHIMPUR.											
Dibruagarh Co-operative Town Bank, Limited.	257 3 3	...	2,615 8 0	...	84 9 3	61 4 0	...	3,018 8 6	550 0 0	...	613 6
<i>Total of District Lakhimpur</i>	<i>257 3 3</i>	<i>...</i>	<i>2,615 8 0</i>	<i>...</i>	<i>84 9 3</i>	<i>61 4 0</i>	<i>...</i>	<i>3,018 8 6</i>	<i>550 0 0</i>	<i>...</i>	<i>613 6</i>
<i>Total of the Province ...</i>	<i>33,031 11 0</i>	<i>5,025 14 6</i>	<i>1,73,518 2 2</i>	<i>1,52,694 10 4</i>	<i>12,312 10 9</i>	<i>637 3 3</i>	<i>478 4</i>	<i>53,76,928 8 5</i>	<i>1,34,760 9 4</i>	<i>2,451 5 10</i>	<i>4,173 7</i>

II—concl.

Credit Societies on the 30th June 1910.

Liabilities.													Total Liabilities.	Net profit.	Remarks.
Loans from Government.	Interest due to Government.	Total of columns 10 to 14.	Share capital.	Deposits by members.	Interest due on members' deposits.	Dividends due to members.	Total due to members (columns 16 to 19).	Establishment and contingent charges due.	Other items.	Reserve fund.	Total Liabilities.	Net profit.			
13	14	15	16	17	18	19	20	21	22	23	24	25	26		
Rs. a. p.	Rs. a. p.	Rs. a. p.	Rs. a. p.	Rs. a. p.	Rs. a. p.	Rs. a. p.	Rs. a. p.	Rs. a. p.	Rs. a. p.	Rs. a. p.	Rs. a. p.	Rs. a. p.	Rs. a. p.		
...	...	202 0 0	456 0 0	234 0 0	8 8 0	...	693 8 0	808 8 0	88 10 6			
...	...	202 0 0	456 0 0	234 0 0	8 8 0	...	693 8 0	808 8 0	88 10 6			
100 0 0	26 8 0	9,744 15 0	3,570 0 0	9,740 0 0	177 8 0	...	13,457 8 0	700 8 0	21,832 9 0	1,011 4 6			
100 0 0	26 8 0	9,744 15 0	3,570 0 0	9,740 0 0	177 8 0	...	13,457 8 0	700 8 0	21,832 9 0	1,011 4 6			
...	...	879 14 8	1,430 0 0	4,764 0 0	817 8 8	28 8 6	6,539 7 11	100 0 0	7,818 6 8	250 18 7			
...	...	879 14 8	1,430 0 0	4,764 0 0	817 8 8	28 8 6	6,539 7 11	100 0 0	7,818 6 8	250 18 7			
100 0 0	8 8 0	503 8 0	718 0 0	0 9 4	718 9 4	87 0 0	1,328 11 4	64 7 9			
100 0 0	8 8 0	503 8 0	718 0 0	0 9 4	718 9 4	87 0 0	1,328 11 4	64 7 9			
100 0 0	41 1 6	2,801 8 8	4,356 0 0	1 18 0	4,351 18 0	6 0 1	...	500 0 1	7,428 6 4	466 1 8			
100 0 0	19 11 6	2,824 15 6	8,336 0 0	1,668 0 0	80 13 9	...	9,926 18 9	28 0 0	...	808 8 7	13,417 9 10	1,376 8 4			
...	1,802 0 0	1,802 0 0	7 0 0	1,809 0 0	112 6 8			
100 0 0	59 13 0	6,428 7 9	14,489 0 0	1,586 0 0	80 19 9	1 72 0	16,149 10 9	28 0 0	...	1,028 8 7	22,679 6 9	1,074 13 2			
...	...	528 13 8	1,521 0 0	635 0 0	11 11 10	7 8 0	2,174 13 10	6 11 0	...	71 0 0	2,911 6 6	977 2 6			
...	...	558 13 8	1,521 0 0	635 0 0	11 11 10	7 8 0	2,174 13 10	6 11 0	...	71 0 0	2,911 6 6	977 2 6			
20 0 0	631 8 10	1,64,671 10 9	1,10,202 0 0	66,254 11 1	2,028 6 1	965 16 10	1,35,551 0 0	128 8 3	612 0 0	8,077 7 7	2,23,979 7 7	1,309 8 1			

**ANNUAL ACCOUNTS AND BALANCE SHEET OF URBAN CO-OPERATIVE
CREDIT SOCIETIES IN THE PROVINCE OF EASTERN BENGAL AND ASSAM
FOR THE YEAR ENDING ON 30TH JUNE 1910.**

I.—Cash Account.

Receipt.	Amount.	Expenditure.	Amount.
	Rs. a. p.		Rs. a. p.
Share payments	53,763 8 0	Share capital withdrawn	1,714 0 0
Entrance fees	1,350 8 0	Deposits withdrawn	17,925 1 3
Deposits by members	50,642 8 4	Loans repaid to Government	3,418 5 0
Loans from Government	1,500 0 0	Loans repaid to other societies	4,305 14 0
Loans from other societies	6,242 14 7	Loans repaid to non-members	15,719 7 9
Loans from non-members and debenture bonds sold,	89,652 10 1	Debenture bonds repaid
Loans repaid by members	1,21,287 9 5	Loans issued to members	1,90,489 0 0
Loans repaid by other societies	11,181 1 4	Loans issued to other societies	92,665 0 0
Interest received	22,329 7 0	Interest paid on loans and deposits	6,675 12 7
Sale proceeds of stores	5,335 6 9	Dividend paid	5,416 2 8
Other income	311 1 9	Remuneration to office bearers and Establishment and contingencies paid.	3,577 11 9
		Purchase of stores	3,985 8 1
		Other items	253 11 6
		Carried to reserve	3,851 2 9
Total Receipts	3,63,596 11 3	Total Expenditure	3,49,996 13 4
<i>Add—Opening balance</i>	<i>19,461 13 1</i>	<i>Add—Closing balance</i>	<i>33,061 11 0</i>
Grand Total	3,83,058 8 4	Grand Total	3,83,058 8 4

II.—Revenue Account.

Profit.	Amount.	Loss.	Amount.
	Rs. a. p.		Rs. a. p.
Interest received and due for the current year.	28,736 2 8	Interest paid and due for the current year.	10,300 8 3
Gross profit on sale of stores	236 9 11	Establishment and contingencies paid and due for the current year.	2,421 4 5
Entrance fees and other income received and due.	1,814 14 2	Debts written off	38 15 0
		Interest written off	4 2 9
		Depreciation of stores
		Other items	13 11 6
Total profit	30,787 10 9	Total loss	12,778 9 11
<i>Add—Net loss (if any)</i>	<i>...</i>	<i>Add—Net profit (if any)</i>	<i>18,009 0 10</i>
Grand Total	30,787 10 9	Grand Total	30,787 10 9

Distribution of profits for Urban Societies for 1909-1910.

Sl. No.	Name of Society.	1908-1909.				1909-1910.				Remarks.		
		Rate of dividend declared.	Balance carried forward for future distribution.	Net profit.	Total amount divisible.	Reserve fund.	Dividend.		Remuneration to office bearers.		Other funds.	Carried forward for future distribution.
							Rate.	Amount.				
1	2	3	4	5	6	7	8	9	10	11	12	13
1	Inace Non-gasified Owners'	61%	Rs. a. p. 3 11 0	Rs. a. p. 237 7 4	Rs. a. p. 241 2 4	Rs. a. p. 93 2 0	91%	Rs. a. p. 139 0 9	Rs. a. p. ...	Rs. a. p. ...	Rs. a. p. 8 15 7	
2	Tota Centre Bank	41%	3 6 6	513 9 0	514 14 6	129 9 0	10%	327 10 3	58 4 3	
3	Western Bengal and Assam Central	383 4 0	293 4 0	93 0 0	12 1/2%	150 6 5	...	33 13 4*	...	
4	J. Malpur	16%	31 7 9	1,507 4 5	1,619 12 8	480 0 0	15%	987 13 0	150 0 0	...	1 15 2	Muhammadan Education Fund.
5	Mysnaingh	298 6 8	233 6 8	140 5 8	10%	160 15 4	50 0 0	...	22 1 8	
6	Shurpur	155 4 7	155 4 7	61 5 0	6%	67 10 9	6 4 10	
7	Fardpur	15%	7 9 1	1,368 2 11	1,375 12 0	425 0 0	15%	550 12 0	...	600 0 0†	...	Building fund.
8	Dianga Khadan	12 1/2%	0 10 7	134 15 3	135 9 10	39 14 0	12 1/2%	67 6 3	26 3 0	...	2 2 7	
9	Mad ripur	16%	...	925 12 10	925 12 10	273 14 1	16%	651 15 9	
10	Gopalgasal	283 5 3	292 5 3	265 0 0	15%	125 3 0	2 2 3	
11	Mukailpur	163 0 0	163 0 0	160 0 0	7 1/2%	13 0 0	
12	Chittarong	...	131 7 6	68 0 7	109 8 1	17 0 0	183 8 1	
13	Jahmahad	87 6 0	87 6 0	69 13 6	17 8 6	
14	Chandpur	11%	...	218 12 0	268 12 0	86 14 9	12 1/2%	169 2 0	3 11 3	
15	Comilla Town Bank	201 15 3	201 15 3	150 0 0	12 1/2%	140 5 3	11 10 0	
16	No. khali Premier	12%	...	887 5 7	827 5 7	229 0 0	13.43%	889 7 11	{ 198 7 6 } { 70 6 2 }	† Bonus to purchasers of stores.
17	Lakshipur Urban	80 11 0	90 11 0	61 11 0	29 0 0	

18	Baldpur	1 7 0	23 15 8	24 4 8	6 0 6	14 1/2 %	28 4 0
19	Salina	21 7 6	21 7 6	21 7 6
20	Bharoga	8 2 6	637 5 6	640 8 0	177 0 0	13 1/2 %	866 1 7	79 0 9	...	18 8 8	...
21	Bharoga Weavers'	25 11 9	25 11 9	25 11 9
22	Pabna	203 6 8	203 6 8	126 13 0	13 1/2 %	229 15 10	61 6 0	...	24 4 5	...
23	Saraiganj	59 14 0	59 14 0	59 14 0
24	Silchar	293 4 10	296 4 10	184 1 2	17 5/8 %	286 9 2	124 10 6
25	Sylhet	70 1 7	1,273 7 4	1,257 8 11	250 0 0	10 %	762 15 2	253 2 9	...	1 6 11	...
26	Kanairghat	45 4 11	45 4 11	45 4 11
27	Sbllong	20 13 9	1,214 8 2	1,236 7 0	279 0 0	9 1/2 %	906 6 7	408 0 8
28	Pioneer Central Bank	0 0 10	1,707 12 9	1,707 14 7	427 9 9	13 1/2 %	1,077 1 8	123 2 1	...	10 0 0	...
29	Dabrid	80 10 8	80 10 8	60 0 0	9 %	29 1 0	0 9 6	...
30	Uarhad	1,011 4 6	1,011 4 6	209 8 0	15 1/2 %	653 7 9	226 8 0	21 12 8
31	Mahabulrab	2 12 6	250 12 7	263 12 1	106 0 0	17 1/2 %	231 14 5	26 0 0	...	0 12 6	...
32	Newfong	0 2 4	44 7 8	44 10 2	14 0 0	8 1/2 %	20 6 7	0 4 6	...
33	Jorhat	490 1 9	490 1 9	145 0 0	6 1/2 %	228 7 0	56 10 9
34	Sitamer	1,276 5 4	1,276 5 4	200 9 6	13 1/2 %	860 11 10	63 0 0
35	Golaghat	112 6 2	112 6 2	75 8 8	3 1/2 %	37 0 6	...
36	Pibergara	207 2 0	207 2 0	65 0 0	9 1/2 %	122 14 0	19 4 0
Total													62 1 4

Legal Expense fund.

18	Baldpur	1 7 0	23 15 8	24 4 8	6 0 6	14 1/2 %	28 4 0
19	Salins	31 7 6	31 7 6	31 7 6
20	Bharoge	8 2 6	637 5 6	640 8 0	177 0 0	13 1/2 %	866 1 7	79 0 9	18 8 8	...
21	Bharoge Weavers'	35 11 9	35 11 9	35 11 9
22	Pabna	393 6 8	393 6 8	185 13 0	13 1/2 %	208 15 10	61 6 0	26 4 5	...
23	Saraiganj	59 14 0	59 14 0	59 14 0
24	Silchar	293 4 10	296 4 10	184 1 2	17 5/8 %	256 9 3	184 10 6
25	Sylhet	79 1 7	1,373 7 4	1,357 8 11	350 0 0	10 %	762 15 3	253 2 9	1 6 11	...
26	Kanairghat	65 4 11	65 4 11	65 4 11
27	Sbllong	80 13 9	1,614 8 3	1,598 7 0	379 0 0	9 1/2 %	906 6 7	408 0 8
28	Pioneer Central Bank	0 0 10	1,707 13 9	1,707 14 7	437 9 9	13 1/2 %	1,077 1 9	133 3 1	10 0 0	...
29	Dabrid	89 10 8	89 10 8	60 0 0	9 %	29 1 0	0 9 6	...
30	Uarbad	1,011 4 6	1,011 4 6	209 8 0	15 1/2 %	633 7 9	266 8 0	81 13 8
31	Mahabulrab	3 13 6	259 13 7	263 13 1	106 0 0	17 1/2 %	231 14 5	26 0 0	0 13 6	...
32	Newfong	0 3 6	64 7 8	64 10 3	14 0 0	8 1/2 %	30 6 7	0 4 6	...
33	Jorbat	490 1 9	490 1 9	145 0 0	6 1/2 %	328 7 0	56 10 9
34	Sitamer	1,376 5 4	1,376 5 4	260 9 6	13 1/2 %	860 11 10	63 0 0
35	Golaghat	113 6 3	113 6 3	75 8 8	3 1/2 %	37 0 6	...
36	Pibragura	207 3 0	207 3 0	66 0 0	9 1/2 %	123 14 0	19 4 0
Total														
11,309 8 10														
11,344 13 9														
6,343 4 7														
8,613 13 11														
1,304 8 7														
466 13 13														
62 1 4														

Legal Expense fund.

RURAL SOCIETIES.

Receipts and Disbursements of Rural Co-operative Credit

No.	District and name of Society.	Rs					
		Share payments.	Entrance fees.	Deposits by members.	Loans from		
					Government.	Other societies.	Non-members.
1	2	3	4	5	6	7	8
DACCA.							
			Rs. a. p.	Rs. a. p.	Rs.	Rs. a. p.	Rs. a. p.
1	Gandhail Gramya Dharma Bhandar No. I
2	Rai Teota ditto
3	Moidinagar ditto
4	Gandhail ditto No. II	0 8 0	50 0 0
5	Ditto ditto No. III
6	Taluk Sadulla ditto	...	0 8 0
7	Ramkantapur ditto	...	1 0 0	420 0 0	12 0 0
8	Jomduara ditto
9	Bachamara ditto No. I
10	Bardhaman Kandi ditto
11	Bachamara ditto No. II
12	Ukhara ditto	800 0 0
13	Ramnagar Islamic Bank	...	34 8 0	420 0 0	300	2,200 0 0
14	Pirjorkandi Moslem Bank	...	8 8 0	125 0 0	100	400 0 0
15	Chanderkandi ditto	...	6 0 0	60 0 0	50	300 0 0
16	Kangalia ditto	...	13 8 0	180 0 0	100	450 0 0
17	Karalpur ditto	...	8 8 0	150 0 0	50	250 0 0
18	Jalalabad ditto	...	9 0 0	120 0 0	100	200 0 0
19	Daulatkhandi ditto	...	10 0 0	150 0 0	100	450 0 0
20	Muchhapur ditto	...	15 0 0	170 0 0	100	600 0 0
21	Joynagar ditto	...	7 0 0	135 0 0	100	350 0 0
22	Shallabad Nayapara ditto	...	6 0 0	60 0 0	...	200 0 0
23	Dhaterchar ditto	...	5 0 0	55 0 0	...	250 0 0
24	Kbrahimpur ditto	...	15 0 0	165 0 0	...	400 0 0
25	Feerpur ditto	...	9 0 0	90 0 0	...	200 0 0
26	Gokulnagar ditto	...	8 8 0	55 0 0	...	300 0 0
27	Jongua ditto	...	10 0 0	100 0 0	...	300 0 0
28	Nilokhya ditto	...	12 0 0	150 0 0	...	400 0 0
29	Balibanda ditto	...	7 0 0	70 0 0	...	100 0 0
30	Hoglakandi ditto	...	8 0 0	60 0 0	...	200 0 0
31	Jahangirnagar ditto	...	9 8 0	125 0 0	...	250 0 0
32	Hashimpur ditto	...	8 0 0	80 0 0	...	300 0 0
33	Mohadebpur ditto	...	18 0 0	235 0 0	51 0 0
	<i>Total of Dacca District</i>	...	231 8 0	2,755 0 0	1,000	8,470 0 0	843 0 0
MYMENSINGH.							
1	Gumer Char Gramya Mahajani Sabha
2	Madaner Char ditto
3	Malaree Char ditto No. I
4	Kalikapur ditto
5	Golapnagar ditto	...	0 4 0

ACCOUNT.

Societies from 1st July 1909 to 30th June 1910.

Receipts.

Loans repaid by members.	Loans repaid by other societies.	Interest received.	Other income.	Total income of the year.	Opening balance.	Grand total receipts, including opening balance.
9	10	11	12	13	14	15
Rs. s. p.	Rs. s. p.	Rs. s. p.	Rs. s. p.	Rs. s. p.	Rs. s. p.	Rs. s. p.
853 8 0	...	103 5 9	53 5 6	509 8 8	...	509 8 8
91 8 0	...	104 12 0	...	106 4 0	0 8 8	106 12 8
144 13 8	...	258 9 9	...	450 15 0	8 1 5	454 0 5
99 8 0	...	145 9 6	...	244 1 6	0 5 9	244 7 8
849 0 0	...	109 11 8	...	459 8 8	2 5 0	461 8 8
194 6 6	...	97 4 3	...	292 8 9	0 8 0	292 10 9
50 3 9	...	147 10 6	...	630 14 8	77 0 0	707 14 8
156 0 0	...	71 5 8	...	228 5 8	0 8 0	228 13 8
191 9 6	...	189 5 9	...	380 15 3	1 14 8	382 13 9
103 8 0	...	83 5 0	...	186 13 0	73 0 0	259 13 0
173 12 0	...	225 1 0	...	398 13 0	...	398 13 0
...	306 8 0	10 8 0	317 0 0
...	0 14 8	2,055 6 8	...	2,055 6 8
...	633 8 0	...	633 8 0
...	416 0 0	...	416 0 0
...	743 8 0	...	743 8 0
...	428 8 0	...	428 8 0
...	428 0 0	...	428 0 0
...	710 0 0	...	710 0 0
...	885 0 0	...	885 0 0
...	592 0 0	...	59 0 0
...	266 0 0	...	266 0 0
...	210 8 0	...	210 8 0
...	580 0 0	...	580 0 0
...	299 0 0	...	299 0 0
...	293 8 0	...	293 8 0
...	410 0 0	...	410 0 0
...	562 0 0	...	562 0 0
...	177 0 0	...	177 0 0
...	266 0 0	...	266 0 0
...	334 0 0	...	334 8 0
...	258 0 0	...	258 0 0
...	281 0 0	...	281 0 0
1,906 13 0	...	1,534 0 0	64 8 9	10,293 8 9	179 11 4	10,433 6 1
64 14 0	...	191 15 9	...	236 13 9	1 11 6	238 9 8
37 0 0	...	331 5 9	...	258 5 9	10 8 9	269 11 6
...	0 9 9	0 9 9
56 4 0	...	109 4 0	...	109 4 0	0 15 8	110 8 8
231 0 0	...	342 12 0	...	230 4 0	0 6 2	230 10 2

Receipts and Disbursements of Rural Co-operative Credit

		Disburse					
Share capital withdrawn.	Deposits withdrawn.	Loans repaid to			Loans to members.	Loans to other societies.	Interest paid on loans and deposits.
		Government.	Other societies.	Non-members.			
16	17	18	19	20	21	22	23
	Rs. a. p.	Rs. a. p.	Rs. a. p.	Rs.	Rs. a. p.	Rs. a. p.	Rs. a. p.
...	270 0 0	220 0 0	16 6 7
...	150 0 0	15 0 0	26 0 0	5 4 0
...	...	15 0 0	...	170	124 10 0	...	117 4 0
...	200 0 0	20 0 0	14 8 0	...	8 8 6
...	200 0 0	20 0 0	...	200	5 0 0	...	36 4 8
...	200 0 0	55 0 0	28 0 0	...	5 13 6
...	50 0 0	85 0 0	517 0 0	...	58 8 0
...	200 0 0	20 0 0	8 5 8
...	34 0 0	...	214 0 0	...	94 2 0
...	82 0 0	119 13 8
...	243 0 0	...	84 0 0	...	105 7 0
...	229 8 0
...	2,008 0 0
...	632 0 0
...	410 0 0
...	723 0 0
...	423 0 0
...	427 0 0
...	700 0 0
...	869 0 0
...	590 0 0
...	265 1 9
...	810 0 0
...	568 0 0
...	287 0 0
...	291 0 0
...	294 0 0
...	500 0 0
...	165 0 0
...	265 0 0
...	875 0 0
...	287 0 0
...
...	1,250 0 0	400 0 0	814 0 0	870	12,784 11 0	96 0 0	509 2 4
...	...	145 0 0	78 0 0	...	63 7 0
...	...	107 0 0	18 10 9	...	192 10 6
...
...	68 12 0	...	276 6 6
...	...	25 0 0	102 0 0	...	93 7 0

I.

ACCOUNT.

Societies from 1st July 1900 to 30th June 1910.

ments.						District and name of Society.	No.
Establishment and contingencies.	Other items.	Carried to reserve.	Total expenditure.	Closing balance.	Grand total expenditure, including closing balance.		
24	25	26	27	28	29	3	1
Rs. a. p.	Rs. a. p.	Rs. a. p.	Rs. a. p.	Rs. a. p.	Rs. a. p.		
2 0 2	807 6 9	1 12 6	808 8 3	DACCA.	
.....	196 4 0	0 8 8	196 12 8	Gandhall Grameya Dharma Dhanter No. I ...	1
8 8 6	432 2 6	16 12 11	448 0 5	Hal Teeta ditto ...	2
.....	242 11 6	1 11 9	244 7 8	Moldinagar ditto ...	3
.....	461 4 8	0 4 6	461 8 8	Gandhall ditto No. II ...	4
0 6 0	339 2 6	2 7 2	338 10 0	Ditto ditto No. III ...	5
4 8 0	639 11 0	68 2 2	707 14 2	Taluk Badulla ditto ...	6
0 4 0	222 2 2	0 4 0	222 12 2	Ramkhatapur ditto ...	7
1 6 0	38 0 0	221 0 0	1 2 2	222 12 2	Jomduara ditto ...	8
.....	151 12 2	107 12 2	258 12 0	Dachamara ditto ...	9
2 11 0	221 2 0	7 11 0	208 12 0	Bardhamankandi ditto No. I ...	10
.....	222 2 0	58 2 0	217 0 0	Dachamara ditto No. II ...	11
10 6 6	2,012 6 0	26 12 2	2,038 6 2	Ukhara ditto ...	12
0 12 6	632 11 6	0 12 6	633 8 0	Rameswar Islamia Bank ...	13
0 7 0	610 7 0	2 2 0	612 0 0	Pirtjerhandi Moslem Bank ...	14
0 2 6	723 2 6	19 12 6	743 0 0	Chanderkandi ditto ...	15
0 7 6	412 7 6	2 0 6	414 8 0	Kangala ditto ...	16
0 2 0	427 2 0	0 2 0	429 0 0	Karalpur ditto ...	17
0 11 0	700 11 0	2 2 0	710 0 0	Jalalabad ditto ...	18
0 12 0	209 12 0	12 6 0	206 0 0	Deulakhanda-di ditto ...	19
0 10 0	299 10 0	1 6 0	298 0 0	Machhapur ditto ...	20
0 6 2	265 2 0	0 2 0	266 0 0	Joyagar ditto ...	21
0 6 2	210 2 2	0 1 2	210 8 0	Shalabed Kayapara ditto ...	22
1 1 2	209 1 2	10 12 6	200 0 0	Uhetarchar ditto ...	23
0 11 0	227 11 0	1 2 0	228 0 0	Ebralimpur ditto ...	24
0 2 2	201 2 2	1 12 2	202 8 0	Ferapur ditto ...	25
0 10 6	224 10 6	12 2 6	210 0 0	Gakulnagar ditto ...	26
0 12 6	200 12 6	1 1 6	202 0 0	Jangra ditto ...	27
0 2 0	125 2 0	11 2 0	177 0 0	Nitokhya ditto ...	28
0 7 0	225 7 0	0 2 0	224 0 0	Balibanda ditto ...	29
0 2 2	272 2 2	2 12 2	264 0 0	Hajlakandi Moslem bank ...	30
0 2 6	247 2 6	2 6 6	244 8 0	Jalagirnagar ditto ...	31
0 2 2	0 2 2	2 0 2	2 0 0	Hirapur ditto ...	32
.....	0 2 2	2 0 2	2 0 0	Kulapukur ditto ...	33
42 12 11	22 0 0	12,736 11 0	722 2 1	11,422 6 1	Total of Dacca District.	
						MYMENSINGH.	
.....	206 7 0	2 2 2	208 9 2	Gangor Char Grameya Mahajal ...	1
.....	212 2 0	22 2 0	234 11 0	Mahajal Char ditto ...	2
.....	0 0 0	0 0 0	Mahajal Char ditto No. I ...	3
.....	222 2 6	4 7 2	226 10 2	Kulapukur ditto ...	4
.....	422 7 0	22 12 2	444 8 2	Gangor Char ditto ...	5

Receipts and Disbursements of Rural Co-operative Credit

No.	District and name of Society.	Share payments.	Entrance fees.	Deposits by members.	Loans from		
					Government.	Other societies.	Non-members.
1	2	3	4	5	6	7	8
	MYMENSINGH—contd.	Rs.	Rs. a. p.	Rs. a. p.	Rs.	Rs. a. p.	Rs. a. p.
6	Kamalbarati Gramya Mahajani Sabha
7	Madarer Char ditto No. II
8	Bahadurabad Sardarpara ditto No. II
9	Bahadurabad ditto No. II
10	Nutorkauda ditto
11	Banauer Char ditto No. I
12	Dakshiganj ditto
13	Sadhupara ditto No. I
14	Benwar Char ditto No. I
15	Ditto ditto No. II
16	Khetar Char ditto
17	Janokipur ditto No. I
18	Janokipur ditto No. II	...	0 8 0
19	Airmari ditto	200 0 0	...
20	Jorkhali Gramya Dharma Bhandar	210 0 0	...
21	Rukhsuguri ditto
22	Kamapur Gramya Mahajani Sabha	700 0 0	...
23	Pakshimari ditto	...	6 8 0	3,130 0 0	...
24	Pathalia Gramya Dharma Bhandar	...	2 8 0	1,450 0 0	...
25	Char Bhabesur ditto
26	Banauer Char ditto No. II
27	Bahadurabad Sardarpara ditto
28	Derarbill ditto
29	Kalakanda ditto
30	Thandaranda ditto	1 0 0
31	Pollakaudi ditto	100 0 0	...
32	Noylameri ditto	7 0 0
33	Khetar Char Bhatipara ditto
34	Hartulhara ditto
35	Mallipara ditto	0 0 5
36	Chalsabandha ditto
37	Char Chhataria ditto	400
38	Char Chhataria Lahiripara ditto	2 4 6	400	...	25 0 0
39	Pagaldigha ditto
40	Daultpur ditto
41	Chaparkona ditto
42	Damodarpur ditto
43	Kargram ditto	...	7 8 0	2,500 0 0	...
44	Charnagar Dehatiganj Khana	...	0 8 0
45	Togharis Gramya Dharma Bhandar
46	Bhanghari Dehatiganj Khana
47	Khilkati ditto
48	Khorola Jonali ditto
49	Falquri Mahanul Islamul Kora	125 0 0	...
50	Ghughunari Gramya Dharma Bhandar

I.—contd.

ACCOUNT.

Receipts from the 1st July 1900 to 30th June 1901

Receipts.

Loans repaid by members.	Loans repaid by other societies.	Interest received.	Other income.	Total income of the year.	Opening balance.	Grand total receipts, including opening balance.
9	10	11	12	13	14	15
Rs. s. p.	Rs. s. p.	Rs. s. p.	Rs. s. p.	Rs. s. p.	Rs. s. p.	Rs. s. p.
81 0 0	...	235 2 2	...	466 2 2	4 14 11	471 1 2
...	...	109 4 0	...	109 4 0	0 15 6	110 2 6
278 2 0	...	390 9 1	...	668 11 0	24 2 6	692 13 7
218 0 0	...	512 0 0	...	730 0 0	29 12 6	759 12 6
127 10 0	...	171 0 0	...	298 10 0	2 5 6	301 0 3
326 6 0	...	257 8 2	...	553 14 2	2 10 9	556 0 0
44 0 0	...	311 5 0	...	355 15 0	2 11 9	359 0 9
107 0 0	...	432 4 9	...	539 4 9	0 10 0	539 14 9
...	0 10 9	0 10 9
...	9 0 6	9 0 6
208 6 0	...	656 7 9	...	863 13 9	1 11 6	864 9 3
105 11 0	...	489 9 2	...	655 4 2	2 15 0	658 9 2
157 0 0	...	418 14 2	...	578 6 2	0 12 6	574 8 0
223 10 0	...	651 7 2	...	1,075 1 2	2 9 6	1,078 10 0
738 15 6	...	800 6 0	...	1,815 8 2	5 8 0	1,820 14 2
18 0 0	...	917 15 2	...	930 15 2	2 5 0	933 4 2
137 9 0	...	107 7 0	...	945 0 0	11 1 6	956 1 6
259 12 6	...	124 11 2	...	2,531 0 0	15 1 0	2,536 1 0
199 12 0	...	40 2 2	...	1,602 6 2	5 8 0	1,607 14 2
171 0 0	...	208 5 0	...	409 5 0	1 0 0	410 5 0
251 6 0	...	301 5 0	...	602 0 0	0 0 0	618 0 0
708 12 0	...	562 2 6	...	1,255 12 6	12 0 0	1,270 12 6
103 8 2	...	357 7 9	...	401 0 0	7 0 0	408 0 0
209 10 2	...	441 10 0	...	652 4 2	0 0 0	652 12 2
350 0 0	...	430 2 0	...	734 2 0	2 2 0	736 11 0
86 12 0	...	246 9 2	...	432 5 2	1 0 0	434 5 2
844 10 0	...	329 7 9	...	1,241 1 9	1 0 0	1,242 1 9
1,024 2 0	...	342 6 0	...	1,530 8 0	5 0 0	1,537 8 0
354 11 0	...	272 5 0	...	634 0 0	7 0 0	641 0 0
1,132 6 0	...	372 7 0	...	1,406 11 0	11 0 0	1,417 8 0
917 10 0	...	260 12 2	...	1,278 9 2	10 0 0	1,288 1 2
67 11 2	...	328 12 9	...	866 11 0	21 0 0	887 11 0
40 9 9	...	302 7 0	...	324 6 0	24 0 0	348 6 0
944 6 0	...	328 2 6	...	1,270 12 6	14 0 0	1,284 6 6
732 12 0	...	312 0 6	...	1,027 12 6	14 0 0	1,041 6 6
765 12 0	...	237 12 0	...	1,008 0 0	10 0 0	1,018 0 0
1,211 6 0	...	552 12 9	...	1,744 8 9	15 0 0	1,759 8 9
247 19 2	...	128 12 0	...	2,264 1 2	24 9 6	2,288 10 2
68 0 0	...	164 12 2	...	22 2 2	0 0 0	24 4 4
225 10 0	...	170 12 6	...	412 12 6	0 0 0	412 12 6
30 2 0	...	221 1 2	...	421 2 2	10 0 0	431 11 2
...	...	120 0 0	...	120 0 0	—	120 0 0
426 14 0	...	542 2 0	...	1,642 0 0	9 0 0	1,651 0 0
128 0 0	...	151 0 0	...	204 0 0	7 0 0	211 0 0
426 7 9	...	426 2 0	...	852 12 9	—	852 12 9

Receipts and Disbursements of Rural Co-operative Credit

		Loans repaid to					Disburse
Share capital withdrawn.	Deposits withdrawn.	Government.	Other societies.	Non-members.	Loans to members.	Loans to other societies.	Interest paid on loans and deposits.
16	17	18	19	20	21	22	23
Rs.	Rs. s. p.	Rs. s. p.	Rs. s. p.	Rs.	Rs. s. p.	Rs. s. p.	Rs. s. p.
...	...	362 8 0	158 9 8
...	108 4 0
...	...	337 8 0	56 0 0	...	147 10 8
...	...	431 4 0	12 0 0	...	178 14 6
...	...	150 0 0	68 10 0
...	...	202 8 0	214 0 0	...	83 6 2
...	...	244 8 0	114 13 8
...	...	275 0 0	184 1 0
...
...
...	...	600 0 0	202 8 0
...	...	375 0 0	50 0 0	...	184 1 0
...	...	365 0 0	207 13 0
...	...	456 4 0	...	185	200 0 0	...	297 4 3
...	...	450 0 0	481 8 8	...	338 0 0	...	408 2 4
...	213 0 0	712 14 8
...	142 0 0	...	700 0 0	...	45 13 8
...	329 14 4	...	2,608 8 0	...	68 9 5
...	200 0 0	...	1,430 0 0	...	86 0 1
...	...	168 12 0	128 0 0	...	23 8 7	...	158 5 8
...	...	108 12 0	125 0 0	...	71 0 0	...	180 11 6
...	...	381 4 0	250 0 0	...	328 0 0	...	804 1 7
...	...	212 8 0	120 0 0	...	100 0 0
...	...	300 0 0	125 0 0	...	18 0 0	...	804 2 6
...	...	193 12 0	187 8 0	...	46 0 0	...	293 0 0
...	...	112 8 0	86 8 0	...	100 0 0	...	122 6 8
...	...	268 12 0	125 0 0	...	585 0 0	...	172 14 8
...	...	331 4 0	209 0 0	...	653 0 0	...	208 13 4
...	...	156 4 0	125 0 0	...	44 0 0	...	135 6 10
...	...	437 8 0	813 0 0	...	127 9 8
...	...	175 0 0	...	250	687 0 0	...	134 8 0
...	400 0 0	...	233 5 4
...	25	400 0 0	...	267 8 0
...	...	437 8 0	614 0 0	...	109 8 0
...	...	437 8 0	400 0 0	...	109 8 0
...	...	325 0 0	515 0 0	...	81 4 0
...	...	650 0 0	732 0 0	...	189 9 4
...	175 0 0	...	2,650 0 0	...	102 1 4
...	100 0 0	...	131 4 0
...	...	175 0 0	192 0 0	...	51 0 8
...	...	271 14 0	158 9 8
...	91 2 4
...	...	638 12 0	367 0 0	...	185 0 10
...	...	207 8 0	220 0 0	...	60 8 4
...	...	528 0 0	153 2 0

I.—contd.

ACCOUNT.

Societies from the 1st July 1903 to 30th June 1910.

ments.						District and name of Society.	No.
Establishment and contingents.	Other items.	Carried to reserve.	Total expenditure.	Closing balance.	Grand total expenditure, including closing balance.		
24	25	26	27	28	29	30	1
Rs. s. p.	Rs. s. p.	Rs. s. p.	Rs. s. p.	Rs. s. p.	Rs. s. p.	MYMENSINGH—contd.	
.....	821 1 0	44 18 0	568 0 6	Kamalarbati Gramya Mahajaul Sabha	6
.....	109 4 0	0 15 8	110 8 6	Madarer Char ditto No. II	7
.....	147 10 6	683 13 0	4 0 7	682 13 7	Bahadurabad Sarkarpura ditto No. II	8
.....	90 0 0	713 2 6	40 10 9	753 13 3	Bahadurabad ditto No. II	9
.....	65 10 0	281 4 0	19 12 3	301 0 3	Natorbandi ditto	10
.....	83 6 2	553 4 4	2 4 8	556 9 0	Vananer Char ditto No. I	11
.....	359 5 6	0 3 3	363 8 9	Bakshiganj ditto	12
.....	539 1 0	0 13 9	531 14 9	Sadhupara ditto No. I	13
.....	0 10 8	0 10 8	Benwar Char ditto No. I	14
.....	9 0 6	9 0 6	Ditto ditto No. II	15
.....	862 2 0	2 1 3	864 9 3	Khetar Char ditto	16
.....	94 1 0	636 2 0	2 1 3	638 3 3	Janokpur ditto No. I	17
.....	572 13 0	1 0 9	574 3 9	Ditto ditto No. II	18
.....	1,076 8 2	0 2 6	1,078 10 8	Airmari ditto	19
.....	136 2 9	1,812 12 9	8 1 9	1,820 14 8	Jorkhal Gramya Dharna Bhandar	20
.....	5 1 0	930 15 3	2 3 0	933 4 3	Sukhnaguri ditto	21
.....	57 2 6	945 0 0	11 1 6	963 1 6	Kampapur Gramya Mahajaul Sabha	22
.....	1 2 0	2,408 1 9	138 0 0	2,536 1 9	Fakelmari ditto	23
.....	81 14 2	1,607 14 2	...	1,607 14 2	Pathalla Gramya Dharna Bhandar	24
.....	470 5 0	...	470 5 0	Char Bhabeer ditto	25
0 15 0	62 15 6	609 6 0	1 8 0	610 9 0	Danoner Char ditto No. II	26
1 4 0	116 9 7	1,371 2 2	29 12 4	1,370 15 6	Bahadurabad Sarkarpura ditto	27
1 0 0	432 2 0	24 8 0	468 0 0	Derurbi ditto	28
.....	647 2 5	5 9 9	653 12 2	Kalahanda ditto	29
2 8 9	64 9 4	788 1 4	0 10 5	789 11 9	Thandartania ditto	30
1 15 0	433 5 2	1 0 0	434 5 2	Follabandi ditto	31
0 9 0	69 9 4	1,241 13 0	0 4 9	1,243 1 9	Noylmarri ditto	32
.....	110 6 8	1,290 8 0	7 9 0	1,297 8 0	Khetar Char Bhatipara ditto	33
.....	62 1 4	812 12 2	129 11 0	641 8 0	Haridwar ditto	34
.....	127 9 9	1,505 11 5	11 0 0	1,517 3 5	Malpara ditto	35
1 0 0	51 0 9	1,278 4 9	10 10 6	1,292 1 5	Chalambha ditto	36
.....	273 5 6	866 10 10	21 0 8	867 11 9	Char Chhatara ditto	37
.....	142 2 0	634 6 0	21 9 0	654 6 0	Char Chhatara Lakhipara ditto	38
.....	109 6 0	1,279 4 0	15 0 6	1,295 6 0	Papaliga ditto	39
.....	109 6 0	1,054 4 6	16 0 6	1,073 4 6	Dumalpur ditto	40
.....	81 4 0	1,002 8 0	11 8 0	1,014 0 0	Chaparone ditto	41
1 4 0	159 9 8	1,762 0 10	16 12 11	1,772 2 8	Dumalpur ditto	42
.....	23 0 0	2,269 1 4	39 9 5	2,314 19 9	Karpara ditto	43
.....	231 4 0	19 1 3	211 5 3	Charpara (Bhatiganj) Khana	44
.....	412 0 8	1 8 13	409 7 6	T. G. G. Gramya Dharna Bhandar	45
.....	430 7 6	1 6 2	431 11 9	Chhatara (Bhatiganj) Khana	46
.....	91 2 4	8 12 8	100 0 0	K. S. S. ditto	47
.....	125 0 10	1,423 12 8	25 2 4	1,421 0 0	Charpara ditto	48
.....	60 8 4	159 8 8	13 0 4	61 0 0	Charpara ditto	49
.....	112 2 0	821 4 0	2 6 9	824 19 9	Charpara ditto	50

Receipts and Disbursements of Rural Co-operative Credit

No.	District and name of Society.	Rs.					
		Share payments.	Entrance fees.	Deposit by members.	Government.	Loans from Other societies.	Non-members.
1	2	3	4	5	6	7	8
	MYMEN-SINGH—contd.	Rs.	Rs. a. p.	Rs. a. p.	Rs.	Rs. a. p.	Rs. a. p.
51	Pujasahi Gramya Dharma Bhandar	100 0 0
52	Tulipara ditto	250 0 0
53	Char Gobindapur ditto	...	5 0 0	1,900 0 0
54	Shengua ditto	...	10 0 0	4,190 0 0
55	Barbilla Gramya Mahajani Sabha	...	5 0 0
56	B da Teoharia Gramya Dharma Bhandar	...	13 8 0	1,300
57	Lachmanpur ditto	...	6 8 0	1,000
58	Dakuripar ditto	...	13 8 0	1,100 0 0
59	Solarchar ditto	...	13 8 0	4,000
60	Jangakhilla ditto No. I	...	6 8 0	1,000
61	Charkarchar ditto	...	7 0 0	3,500
62	Char Baraigothi ditto	...	9 0 0	2,300
63	Tobirchar ditto	...	7 8 0	2,400
64	Panchnumberer Char ditto	...	13 8 0	2,656 0 0
65	Jagnibog Gramya Ganjkhana	...	7 8 0	30 0 0	1,650
66	Garjulpur Gramya Bait-ul-Mal	...	10 8 0	10 0 0	1,150
67	Jangaldi ditto	...	7 8 0	35 0 0	1,550
68	Jangakhilla ditto No. II	...	6 8 0	47 0 0	1,100
69	Kuri Kabonia Ganjkhana	...	6 8 0	34 0 0	1,000
70	Char Basanti Gramya Dharma Bhandar	...	11 0 0	70 0 0	750
71	Sankanda ditto	...	6 8 0	33 0 0	1,550
72	Dobarchar ditto	...	6 8 0	25 0 0	1,200
73	Chaulia ditto	...	9 8 0	1,000 0 0
74	Gualanga ditto	...	16 8 0
75	Char Bakhkhonta ditto	...	7 8 0
76	Sankarghose ditto	...	7 0 0	24 0 0	...	1,050 0 0
77	Royarchar ditto	...	5 0 0	410 0 0
	Total of Mymensingh District	...	297 12 0	1,006 4 11	22,750	22,471 0 0	25 0 0
	FARIDPUR.						
1	Panchuria Gramya Bait-ul-Mal
2	Kurahi ditto	128 0 0	100 0 0
3	Boageswardi Gramya Dharma Bhandar	...	5 8 0	45 4 1	159 0 0
4	Kom'apur Gramya Mahajani Sabha
5	Char Kam'apur ditto	...	6 0 0	205 0 0	...	2,30 0 0
6	Srirampur ditto
7	Hil Mahmudpur ditto	...	2 0 0	5 0 0
8	Char Tepra ditto	300 0 0
9	Harokandi ditto	...	0 8 0	79 0 0
10	Kamarpur ditto	...	1 8 0	131 7 6
11	Char Saidah ditto	3 0 0
12	Bhatichar ditto	...	1 0 0	5 0 0
13	Grada Bilwahmudpur Co-operative Credit Society	...	9 0 0	40 0 0
14	Dattapara Gramya Dharma Bhandar	...	59 0 0	110 0 0	500
15	Char Bhatikhan ditto	...	3 0 0	27 9 0	...	700 0 0

I—contd.

ACCOUNT.

Societies from the 1st July 1909 to 31st June 1910.

Receipts.							District and name of Society.	No.
Loans repaid by members.	Loans repaid by other societies.	Interest received.	Other income.	Total income of the year.	Opening balance.	Grand total receipts, including opening balance.		
9	10	11	12	13	14	15		1
Rs. s. p.	Rs. s. p.	Rs. s. p.	Rs. s. p.	Rs. s. p.	Rs. s. p.	Rs. s. p.		
406 8 0	...	377 15 3	...	973 8 0	...	973 8 0	MYMENSINGH—contd.	
515 11 6	...	550 4 6	...	1,316 0 0	6 0 0	1,322 0 0	Pujaghat Gramya Dharma Bhandar	21
...	1,008 0 0	...	1,008 0 0	Talpara ditto	22
...	4,200 0 0	...	4,200 0 0	Char Gobindapur ditto	23
...	5 0 0	...	5 0 0	Shengua ditto	24
...	1,512 0 0	...	1,512 0 0	Sartilla Gramya Mahajani Sabha	25
...	1,012 0 0	...	1,012 0 0	Bada Teghari Gramya Dharma Bhandar	26
...	...	7 0 0	...	1,112 0 0	...	1,112 0 0	Lachmanpur ditto	27
...	1,112 0 0	...	1,112 0 0	Dakuripar ditto	28
...	4,012 0 0	...	4,012 0 0	Polarhar ditto	29
...	1,008 0 0	...	1,008 0 0	Jangakhilla ditto No. I	30
...	2,507 0 0	...	2,507 0 0	Chararehar ditto	31
...	2,200 0 0	...	2,200 0 0	Char Darel, achi ditto	32
...	2,407 0 0	...	2,407 0 0	Falirchar ditto	33
...	2,667 0 0	...	2,667 0 0	Fanchoumurer Char ditto	34
...	1,637 0 0	...	1,637 0 0	Jagnong Gramya Ganjkhara	35
...	1,179 0 0	...	1,179 0 0	Garjripa Gramya Bait-ul-Mal	36
...	1,592 0 0	...	1,592 0 0	Jangaldi ditto	37
...	1,163 0 0	...	1,163 0 0	Jangakhilla ditto No. II	38
...	1,040 0 0	...	1,040 0 0	Kuri Kabola Ganjkhara	39
...	1,511 0 0	...	1,511 0 0	Char Basanti Gramya Dharma Bhandar	40
...	1,408 0 0	...	1,408 0 0	Bakanda ditto	41
...	1,231 0 0	...	1,231 0 0	Dolarchar ditto	42
...	1,008 0 0	...	1,008 0 0	Charonia ditto	43
...	10 0 0	...	10 0 0	Char Daulakhabonia ditto	44
...	7 0 0	...	7 0 0	Jankaryhook ditto	45
...	1,021 0 0	...	1,021 0 0	Roy-rehar ditto	46
...	415 0 0	...	415 0 0		47
18,974 0 9	...	17,608 2 7	...	61,260 5 3	200 12 4	61,749 4 7	Total of Mysore 109 District.	
507 6 0	...	56 8 0	...	823 14 9	19 11 0	872 10 3	FAKIRPUR.	
902 14 2	...	238 0 7	1 3 0	400 2 2	54 7 0	1,516 9 8	Fancheris Gramya Bait-ul-Mal	1
532 0 0	...	622 0 0	1 11 0	1,761 0 2	676 10 2	2,627 10 8	Kuruli ditto	2
92 0 0	...	146 6 10	...	228 5 10	127 10 11	671 9 0	Dougwardi Gramya Dharma Bhandar	3
440 7 6	...	123 14 6	...	1,072 6 10	82 2 2	1,125 6 8	Konlaypur Gramya Mahajani Sabha	4
2,831 8 0	...	203 0 4	...	8,127 1 4	6 0 0	8,171 2 9	Char Konlaypur Gramya Mahajani Sabha	5
522 0 0	...	100 7 11	...	823 7 11	42 12 2	1,018 5 1	Kranpur ditto	6
675 0 0	...	88 12 1	...	243 8 1	8 0 7	646 8 8	Jal Mahajipur ditto	7
420 11 0	...	224 14 1	...	948 0 7	257 0 0	1,125 15 1	Char Teera ditto	8
58 8 6	...	190 12 20	...	280 1 6	84 8 10	622 6 2	Harpadali ditto	9
228 0 0	...	80 0 2	...	822 0 2	126 12 0	679 6 9	Kamarpur ditto	10
3,029 0 0	...	641 10 2	...	8,220 10 2	78 0 2	8,298 10 2	Char Palah ditto	11
48 16 0	...	60 11 9	...	790 12 9	21 14 2	772 14 0	Char Palah ditto	12
20 0 0	...	142 6 1	...	1,001 0 0	25 7 11	1,027 7 7	Char Palah ditto	13
							Trinidada Rural Sanjivani Cooperative Credit Society	14
							Dullapara Gramya Dharma Bhandar	15
							Char Palah ditto	16

TABLE

CASH

Receipts and Disbursements of Rural Co-operative Credit

Disburse							
Share capital withdrawn.	Deposits withdrawn.	Loans repaid to			Loans to members.	Loans to other Societies.	Interest paid on loans and deposits.
			Other societies.	Non-members.			
16	17	18	19	20	21	22	23
Rs.	Rs. a. p.	Rs. a. p.	Rs. a. p.	Rs.	Rs. a. p.	Rs. a. p.	Rs. a. p.
...	...	417 8 0	298 0 0	...	121 12 4
...	655 14 8	...	250 0 0	...	410 1 4
...	1,900 0 0
...	4,190 0 0
...
...	1,295 0 0
...	976 0 0
...	908 0 0
...	2,803 0 0
...	915 0 0
...	2,490 0 0
...	2,005 0 0
...	2,372 0 0
...	41 8 0	...	2,573 0 0	...	41 8 0
...	1,516 0 0
...	900 0 0
...	1,523 0 0
...	908 0 0
...	921 0 0
...	1,395 0 0
...	1,452 0 0
...	995 0 0
...	780 0 0
...
...	860 0 0
...	410 0 0
...	...	11,798 6 6	8,537 11 8	400	51,360 2 4	...	8,544 6 1
...	4 0 0	20 0 0	403 0 0	...	12 14 0
...	123 0 0	60 0 0	200 0 0	...	709 0 0	...	69 8 8
...	36 9 0	110 0 0	900 0 0	...	219 8 6
...	...	30	200 0 0	...	20 0 0	...	65 11 0
...	38 0 0	10 0 0	200 0 0	...	759 7 6	...	72 7 2
...	...	25 0 0
...	418 0 0	100 0 0	47 0 0	...	2,474 0 0	...	125 0 11
...	...	40 0 0	...	250	515 0 0	...	117 5 11
...	...	13 0 0	60 0 0	...	739 0 0	...	32 7 0
...	44 0 0	50 0 0	90 0 0	200	409 0 0	...	263 2 6
...	...	30 0 0	163 0 0	...	62 3 11
...	49 0 0	20 0 0	106 0 0	...	107 1 9
...	56 0 0	...	140 0 0	400	3,400 0 0	...	252 5 0
...	117 7 8	48 0 0	...	70 2 9
...	14 0 0	...	12 0 0	...	610 0 0	62 0 0	62 13 2

I—contd.

ACCOUNT.

Societies from the 1st July 1909 to 30th June 1910.

ments.

Establishment and contingencies.	Other items.	Carried to reserve.	Total expenditure.	Closing balance.	Grand total expenditure, including closing balance.	District and name of Society.	No.
24	25	26	27	28	29	3	1
Rs. a. p.	Rs. a. p.	Rs. a. p.	Rs. a. p.	Rs. a. p.	Rs. a. p.		
		121 12 4	659 0 8	14 2 4	973 2 0	MYMENSINGH—contd.	
			1,216 0 0	6 0 0	1,222 0 0	Pujahali Gramya Dharma Bhandar	51
			1,900 0 0	5 0 0	1,905 0 0	Telipara ditto	52
			4,190 0 0	10 0 0	4,200 0 0	Char Golindapur ditto	53
				5 0 0	5 0 0	Shengua ditto	54
			1,298 0 0	18 2 0	1,316 2 0	Barilla Gramya Mahajani Sabha	55
			978 0 0	37 2 0	1,015 2 0	Bada Teghari Gramya Dharma Bhandar	56
			908 0 0	114 2 0	1,022 2 0	Lachmanpur ditto	57
			2,803 0 0	210 2 0	3,013 2 0	Dakuripar ditto	58
			916 0 0	91 2 0	1,007 2 0	Solarhar ditto	59
			2,400 0 0	17 0 0	2,417 0 0	Jangakhila ditto No. I	60
			2,095 0 0	114 0 0	2,209 0 0	Char Karsigachi ditto	61
			2,373 0 0	25 2 0	2,398 2 0	Tobirchar ditto	62
		11 8 0	2,087 2 0		2,087 2 0	Panchnumber Char ditto	63
			1,516 0 0	171 2 0	1,687 2 0	Jagnilag Gramya Ganjibara	64
			950 0 0	819 2 0	1,769 2 0	Gararipa Gramya Bait-ul-Mal	65
			1,523 0 0	64 2 0	1,587 2 0	Jangadi ditto	66
			903 0 0	135 2 0	1,038 2 0	Jangakhila ditto No. II	67
			921 0 0	119 2 0	1,040 2 0	Kuri Kaboula Ganjibara	68
			1,235 0 0	116 0 0	1,351 0 0	Char Basanti Gramya Dharma Bhandar	69
			1,452 0 0	136 2 0	1,588 2 0	Sankanda ditto	70
			906 0 0	236 2 0	1,142 2 0	Dobarchar ditto	71
			780 0 0	229 2 0	1,009 2 0	Chaulia ditto	72
				10 2 0	10 2 0	Gualanga ditto	73
				7 2 0	7 2 0	Char Dalakhoulia ditto	74
			800 0 0	221 0 0	1,021 0 0	Sankarghosh ditto	75
			410 0 0	5 0 0	415 0 0	Boyerchar ditto	76
14 2 0		2,814 2 1	72,219 2 5	2,270 2 2	81,740 2 7	Total of Mymensing District.	
						FAKIDPUR.	
7 2 0			504 2 0	62 10 2	566 12 2	Panchuria Gramya Bait-ul-Mal	1
43 14 2		150 0 0	1,243 7 2	171 2 2	1,414 9 4	Kurahi ditto	2
100 6 0			1,458 0 2	1,001 9 11	2,459 19 3	Doojwardi Gramya Dharma Bhandar	3
44 13 0			240 2 0	130 2 2	370 4 2	Komlapur Gramya Mahajani Sabha	4
2 8 6			1,073 7 2	83 1 1	1,156 8 3	Char Kamlapur Gramya Mahajani Sabha	5
			22 2 0	109 2 2	131 4 2	Srirampur ditto	6
1 4 0			2,165 4 11	6 2 10	2,171 6 11	Ell Mahanadpur ditto	7
0 11 0			643 0 11	62 4 2	705 4 13	Char Teera ditto	8
2 7 0			87 14 0	0 7 2	87 21 2	Harokandi ditto	9
4 9 6			1,123 12 2	0 2 11	1,123 14 3	Kamarpur ditto	10
0 11 0			267 14 11	24 2 2	291 16 3	Char Palah ditto	11
3 0 0			242 1 2	142 7 0	384 8 2	Chati har ditto	12
83 5 6			4,317 10 0	0 2 2	4,317 12 2	Gracia Panchayat Cooperative Credit Society	13
10 13 0			623 2 2	19 4 0	642 6 2	Islatipara Gramya Dharma Bhandar	14
0 5 0		19 0 0	1,222 2 2	41 13 2	1,263 3 4	Char Daulakhan ditto	15

Receipts and Disbursements of Rural Co-operative Credit

No.	District and name of Society.	Rs.					
		Share payments.	Entrance fees.	Deposits by members.	Loans from		
					Government.	Other societies.	Non-members.
1	2	3	4	5	6	7	8
	FABIDPUR—contd.		Rs. a. p.	Rs. a. p.	Rs. a. p.	Rs. a. p.	Rs. a. p.
16	Hosnabad Gramya Mahajani Sabha	...	1 0 0	10 0 0	150 0 0	68 0 0
17	Dirangal ditto	...	5 0 0	57 0 0	...	595 0 0
18	Dallabdi ditto	...	1 8 0	300 0 0
19	Khagdi ditto	...	2 8 0	200 0 0
20	Enainagar ditto	...	2 8 0	1 4 3	...	275 0 0
21	Amirabad ditto	116 3 3	...	193 0 0
22	Shirkhara ditto	...	0 0 0	16 8 0	...	750 0 0
23	Itkhola Rajitpur ditto	...	2 8 0	635 0 0	200 0 0
24	Kuchlamora ditto	...	9 8 0	46 6 9	...	573 0 0	200 0 0
25	Sankirchar ditto	78 0 0
26	Joyanagar ditto	...	2 0 0	35 1 0	...	705 0 0
27	Char Gobindapur ditto	...	6 0 0	742 0 0
28	Char Binodepur ditto	...	8 0 0	113 7 9	...	1,300 0 0
29	Tithirpur ditto	...	5 8 0	37 7 9	...	463 0 0
30	Char Sultanpur Gramya Samiti	...	4 0 0	500 0 0
31	Char Jajira Gramya Dharma Bhandar	9 10 6	...	64 0 0
32	Dalshrahi ditto	5 8 0	...	300 0 0
33	Dudkhali ditto	287 0 0
34	Char Dherail ditto	73 0 3	...	310 0 0	200 0 0
35	Char Malgaon Gramya Dharma Bhandar	35 10 5	...	261 0 0
36	Dudkhali Lepterchar Beparikandi Gramya Dharma Bhandar.	...	10 8 0	625 0 0
37	Chandiasahi Gramya Dharma Bhandar	...	1 8 0
38	Kadmi ditto	...	3 0 0	11 0 0
39	Panchbhola ditto	17 6 1	...	84 0 0
40	Raghurampur ditto	...	1 0 0	34 6 0	...	314 0 0	300 0 0
41	Kushahatta ditto	4 1 0	...	200 0 0
42	Char Tepakhola ditto	...	0 0 0	5 0 0	...	500 0 0	350 0 0
43	Lakshimpur ditto	...	0 8 0
44	Dhaturahati ditto	...	3 3 9	20 0 0	...	900 0 0
45	Char Sadipur ditto	200 0 0
46	Char Krishnapur ditto	...	0 8 0
47	Akandangi ditto	...	6 8 0	157 0 0	500 0 0
48	Nugram ditto	8 0 0
49	Brahmandi Gramya Dharma Bhandar	...	11 0 0	117 13 0	...	618 0 0	900 0 0
50	Jhikarhali ditto	2 8 0	...	24 0 0
51	Kasimpur ditto	1 8 8	50 0 0	312 0 0
52	Bemodepur Panchikandi ditto No. II	...	7 0 0	77 6 4	...	700 0 0	200 0 0
53	Rankhola ditto	...	2 8 0	36 13 10	...	200 0 0	300 0 0
54	Bhadrakhola ditto	2 1 8	...	3 0 0	200 0 0
55	Kotalnagar ditto	...	1 0 0	2 3 4	...	317 0 0
56	Dadpur ditto	37 14 10	...	400 0 0	200 0 0
57	Dangarpur ditto	...	4 0 0	23 0 0
58	Paribartan Chaygaon ditto	...	2 8 0	42 5 3	100 0 0	318 0 0
59	Regulpatia ditto	...	2 8 0	42 8 0	...	312 0 0
60	Chaygaon ditto	...	14 0 0	11 14 0	...	1,100 0 0	500 0 0

ACCOUNT.

Receipts.

Loans repaid by members.	Loans repaid by other societies.	Interest received.	Other income.	Total income of the year.	Opening balance.	Grand total receipts, including opening balance.
9	10	11	12	13	14	15
Rs. s. p.	Rs. s. p.	Rs. s. p.	Rs. s. p.	Rs. s. p.	Rs. s. p.	Rs. s. p.
.....	187 0 4	108 8 9	..	804 9 2	6 0 0	600 9 1
116 0 0	24 30 0	128 8 2	1 8 0	808 11 2	89 1 6	1,035 12 8
.....	89 10 0	72 15 0	..	554 1 0	6 4 0	560 5 0
682 0 0	275 10 0	380 5 8	30 0 0	1,849 15 8	684 14 1	2,534 11 9
.....	75 10 0	186 2 7	..	439 15 10	12 8 9	452 4 10
.....	105 0 0	0 15 9	..	507 2 11	1 10 5	508 13 4
.....	27 10 0	29 13 1	..	634 5 1	46 15 9	681 4 10
189 0 0	234 12 9	203 12 7	0 11 2	1,514 5 7	15 0 0	1,529 5 7
.....	103 0 0	121 0 6	..	1,142 15 3	16 1 0	1,159 6 3
.....	78 0 0	70 12 8	..	226 12 8	8 8 0	235 0 8
172 0 0	80 0 0	69 1 11	..	1,045 2 11	0 8 0	1,045 10 11
0 8 0	167 7 2	101 11 6	..	1,107 4 9	12 8 0	1,120 12 9
161 0 0	93 0 9	200 8 10	..	2,468 11 0	112 8 0	2,580 9 0
.....	104 12 9	0 2 2	..	575 4 5	6 12 0	581 6 5
832 0 0	..	176 14 06	..	1,632 14 0	12 8 8	1,645 2 8
5 1 0	78 0 0	9 7 2	..	196 9 2	16 8 0	212 7 2
261 0 0	181 10 8	62 2 1	..	420 5 9	6 0 0	426 5 9
.....	167 0 0	27 8 1	..	481 8 7	11 9 0	492 7 7
608 0 0	251 0 0	229 11 6	..	1,871 1 0	57 15 3	1,928 1 3
.....	182 0 0	193 12 6	..	672 8 9	22 0 10	694 8 9
456 12 6	123 12 8	227 8 2	..	1,442 9 5	7 1 2	1,450 10 7
.....	..	112 15 0	0 0 0	27 12 0	4 1 0	31 13 0
122 12 0	..	121 12 0	..	214 7 6	22 2 0	236 9 6
168 12 0	..	121 12 0	..	640 12 7	21 2 2	661 4 9
450 12 0	25 7 11	183 12 7	..	407 0 2	20 8 0	427 8 2
169 0 0	24 3 0	64 4 2	..	834 0 6	4 4 2	838 5 0
100 0 0	24 0 0	84 4 6	..	2,178 0 0	178 0 9	2,356 11 6
1,284 0 0	..	186 12 19	..	822 8 9	147 0 9	970 9 0
234 0 0	..	128 11 9	..	2,747 0 9	116 0 7	2,863 9 6
1,266 4 0	..	27 7 0	..	1,001 7 0	16 11 0	1,017 8 0
144 0 0	..	128 2 0	..	677 10 0	60 5 4	737 5 4
279 0 0	..	140 2 2	1 0 0	1,226 10 2	87 0 0	1,313 10 2
222 0 0	..	99 2 2	..	411 2 2	8 12 0	419 4 2
237 0 0	..	45 5 4	..	1,016 2 4	0 0 0	1,018 4 4
.....	18 0 0	23 4 4	..	72 7 4	0 0 0	72 7 4
.....	11 10 2	24 2 2	..	228 0 1	0 0 0	228 0 1
101 0 0	10 0 0	27 12 5	..	1,212 12 0	..	1,212 12 0
29 0 0	24 0 0	20 4 2	..	623 0 1	..	623 0 1
.....	29 0 0	29 10 10	..	254 12 0	..	254 12 0
.....	18 4 7	47 12 4	..	254 2 2	11 8 0	265 10 2
12 0 0	41 4 5	74 4 7	..	768 7 10	22 0 0	790 7 10
201 0 0	..	127 14 2	..	456 2 2	42 1 0	508 3 2
20 0 0	17 10 0	11 2 0	..	922 12 2	0 0 0	922 12 2
.....	12 2 2	7 10 2	..	629 12 7	20 0 0	649 12 7
214 0 0	25 0 0	22 0 0	20 0 0	1,276 14 0	12 0 0	1,288 14 0

TABLE

CASH

Receipts and Disbursements of Rural Co-operative Credit

							Disburse
Share capital withdrawn.	Deposits withdrawn.	Loans repaid to			Loans to members.	Loans to other societies.	Interest paid on loans and deposits.
		Government.	Other societies.	Non-members.			
16	17	18	19	20	21	22	23
Rs. s. p.	Rs. s. p.	Rs. s. p.	Rs. s. p.	Rs.	Rs. s. p.	Rs. s. p.	Rs. s. p.
...	37 9 2	...	161 0 0	67 0 4	63 15 7
...	16 8 0	...	35 2 9	...	656 0 0	04 0 0	48 15 2
...	30 3 3	...	309 0 0	89 10 0	42 11 9
...	1,000 0 0	375 0 0	142 8 7
...	53 7 8	...	194 0 0	76 0 0	84 0 2
...	...	60 0 0	195 0 0	57 2 11
...	0 6 5	...	713 0 0	57 0 0	54 0 6
...	...	200 0 0	118 0 0	...	618 1 3	234 2 9	125 8 7
...	3 0 0	...	663 0 0	198 0 0	47 10 3
...	84 4 3	78 0 0	30 8 5
...	0 7 7	...	733 0 6	90 0 0	04 11 10
...	5 8 0	537 0 0	167 7 3	60 7 0
...	20 0 0	...	200 13 2	...	1,788 0 0	93 0 0	125 15 6
...	4 2 2	...	351 0 0	64 2 9	37 4 9
...	100 0 0	...	1,160 0 0	...	104 13 6
...	2 0 0	...	0 11 2	78 0 0	30 7 6
...	5 8 0	...	31 0 0	...	300 0 0	31 10 8	22 4 1
...	...	100 0 0	2 0 0	157 0 0	67 8 1
...	6 8 0	200 0 0	201 0 0	...	424 0 0	251 0 0	138 8 6
...	...	200 0 0	1 0 0	182 0 0	91 6 7
...	...	40 0 0	40 8 0	...	683 0 0	123 1 8	132 15 5
...	20 0 0	...	10 6 8
...	56 0 0	...	60 0 0	...	98 13 0
...	212 0 0	...	200 0 0	53 7 1	55 9 8
...	28 0 0	...	263 0 0	24 0 0	47 8 0
...	100 0 0	...	200 0 0	...	84 0 6
...	100 0 0	250	1,836 0 0	...	181 6 9
...	100 0 0	...	241 0 0	...	63 8 0
...	600 0 0	...	1,871 0 0	...	95 2 0
...	100 0 0	...	664 0 0	...	21 9 6
...	10 0 0	...	100 0 0	...	335 0 0	...	53 6 0
...	50 0 0	902 0 0	...	50 6 0
...	100 0 0	...	20 0 0	...	58 0 6
...	18 0 0	...	862 0 0	18 0 0	62 15 10
...	24 0 0	29 7 4
...	12 0 0	...	350 0 0	11 10 3	14 6 11
...	73 0 0	...	977 0 0	60 0 0	63 13 0
...	5 0 0	...	75 0 0	...	514 0 0	24 6 0	31 7 6
...	18 0 0	...	127 0 0	19 0 0	23 13 6
...	30 0 0	...	183 0 0	16 4 7	23 11 4
...	44 0 0	...	602 0 0	41 4 5	42 11 10
...	200 0 0	...	510 0 0	...	40 12 0
...	685 0 0	17 10 0	12 5 3
...	443 0 0	19 2 5	32 6 10
...	30 0 0	60	2,014 0 0	23 0 0	23 2 8

I.—contd.

ACCOUNT.

Societies from 1st July 1909 to 30th June 1910.

ments.						District and name of society.	No.
Establishment and contingencies.	Other items.	Carried to reserve.	Total expenditure.	Closing balance.	Grand total expenditure, including closing balance.		
24	25	26	27	28	29	3	1
Rs. a. p.	Rs. a. p.	Rs. a. p.	Rs. a. p.	Rs. a. p.	Rs. a. p.	FARIDPUR—contd.	
...	65 0 0	394 9 1	6 0 0	400 9 1	Hoernabad Gramya Dharma Bhandar	16
6 4 0	90 0 0	946 13 11	88 16 9	1,035 12 8	Eirangal ditto	17
0 4 0	90 0 0	552 13 0	7 8 0	650 8 0	Ballabji ditto	18
2 8 0	275 0 0	1,785 0 7	549 11 2	2,334 11 9	Khagdi ditto	19
6 0 0	76 0 0	437 7 10	15 0 0	452 7 10	Eualtnagar ditto	20
...	195 0 0	607 2 11	1 10 5	808 13 4	Amirabad ditto	21
4 4 0	55 0 0	683 11 1	47 9 9	931 4 10	Shirkhara ditto	22
...	235 0 0	1,525 12 7	3 8 0	1,529 4 7	Itkholia Bajitpur ditto	23
10 0 0	190 0 0	1,124 10 2	32 6 0	1,159 0 2	Kuchiamara ditto	24
...	75 0 0	226 12 8	3 8 0	230 4 8	Sankirchar ditto	25
0 5 0	90 0 0	278 8 5	67 2 6	1,045 10 11	Joynagar ditto	26
10 4 0	170 0 0	950 10 2	170 2 6	1,120 12 9	Char Gobindapur ditto	27
...	90 0 0	2,317 12 9	261 2 9	2,579 0 6	Char Benodpur ditto	28
0 4 0	60 0 0	516 12 2	64 2 9	581 0 8	Tithirpur ditto	29
67 7 3	100 0 0	1,522 4 9	14 2 0	1,546 6 9	Char Sultanpur Gramya Samiti	30
...	76 0 0	186 2 2	16 2 1	202 2 9	Char Jalira Gramya Dharma Bhandar	31
...	30 0 0	429 6 9	5 15 0	426 5 9	Balahrad ditto	32
...	155 0 0	461 2 1	11 9 0	403 1 1	Dudkhali ditto	33
...	250 0 0	1,471 6 6	158 0 9	1,619 1 2	Char Dheval ditto	34
...	180 0 0	654 6 7	103 1 0	757 7 7	Char Malgaon ditto	35
8 5 0	120 0 0	1,347 6 1	102 4 7	1,449 10 8	Dudkhali Naptrechar Beparandi Gramya Dharma Bhandar.	36
0 6 0	6 10 2	27 4 10	4 7 8	41 14 6	Chandlialli ditto	37
7 2 0	241 16 0	25 11 0	267 10 0	Kadmi ditto	38
...	50 0 0	641 1 7	31 4 0	672 2 7	Panchkhola ditto	39
...	20 0 0	382 2 7	56 6 2	438 8 9	Baghurampur ditto	40
...	334 0 6	4 4 2	338 4 8	Kushabatta ditto	41
9 7 0	2,326 12 9	27 12 9	2,354 11 6	Char Tepakhola Gramya Mahajani Sabha	42
2 11 0	12 7 0	419 10 0	50 10 6	470 4 6	Lakshmipur ditto	43
11 13 10	50 5 2	2,322 5 6	37 2 4	2,363 7 4	Dhaturahali ditto	44
1 2 0	986 11 6	31 6 6	1,018 2 0	Char Sadipur ditto	45
6 2 0	504 8 0	212 7 6	717 12 6	Char Krishnapur ditto	46
2 8 0	47 12 9	1,055 10 9	259 12 6	1,315 10 2	Akandangi ditto	47
1 3 0	172 2 6	204 11 9	443 15 2	Nigram ditto	48
0 7 0	15 0 0	946 6 10	69 11 6	1,016 2 4	Irakmanli Gramya Dharma Bhandar	49
...	20 0 0	73 7 4	0 8 0	73 15 4	Jhikarhali ditto	50
...	10 0 0	226 1 2	6 6 11	232 7 13	Kaotampur ditto	51
...	60 0 0	1,222 12 0	...	1,222 12 0	Benodpur Panchkhali ditto	52
6 0 0	25 0 0	620 12 6	2 2 7	622 12 6	Ranibola ditto	53
0 2 0	15 0 0	227 15 6	24 12 9	251 12 6	Ushirakhola ditto	54
0 4 0	15 0 0	227 2 11	34 9 4	256 12 2	Kabanagar ditto	55
...	40 0 0	670 0 2	122 7 7	792 7 10	Dopur ditto	56
4 14 0	21 11 2	777 2 2	175 1 0	952 2 2	Paungapur ditto	57
...	15 0 0	922 12 2	9 2 0	931 12 2	Parbatia Chhaya ditto	58
0 4 0	15 0 0	624 12 2	0 12 4	624 12 2	Hornipala ditto	59
6 1 0	31 0 0	2,212 4 2	177 9 4	2,389 12 6	Chhaya ditto	60

Receipts and Disbursements of Rural Co-operative Credit

No.	District and name of Society.	Rs.					
		Share payments.	Entrance fees.	Deposits by members.	Loans from		
					Government.	Other societies.	Non-members.
1	2	3	4	5	6	7	8
PARIDPUR—concid.							
61	Majkandi Gramya Mahajani Bank	2 0 0	11 0 0	700	300 0 0
62	Brahmanpatty Gramya Dharma Bhandar	2 1 4	...	414 0 0
63	Baburchar Gramya Mahajani Sabha	11 0 0	215 0 0	150	8 0 0 0
64	Char Thangamari Gramya Dharma Bhandar	7 0 0	365 0 0	250
65	Rajapur ditto	11 0 0	1,155 0 8	1,100
66	Kolukathi ditto	11 0 0	671 14 10	600
67	Bhoomkhara ditto	25 8 0	262 5 8	800	400 0 0
68	Kanair ditto	20 0 0	785 0 0	500	760 0 0
69	Kalai Sardarorchar ditto	27 0 0	133 11 7	100	800 0 0	400 0 0
70	Orakandi Gramya Mahajani Sabha	21 0 0	545 0 0
71	Jadunandi ditto	7 0 0	235 0 0
72	Dejgram Gramya Dharma Bhandar... ..	180	18 0 0	455 0 0	500
73	Haridaspur ditto ...	85	8 8 0	500 0 0	550
74	Katubpur ditto	13 0 0	148 2 0	...	600 0 0	200 0 0
75	Mulna Gramya Mahajani Sabha	25 0 0	104 8 1	...	1,000 0 0	400 0 0
76	Bijhari Gramya Dharma Bhandar	8 0 0	91 6 0	...	500 0 0	100 0 0
77	Mahmudpur ditto	12 0 0	102 9 4	...	400 0 0	200 0 0
78	Surjyaman ditto	10 0 0	102 9 8	...	500 0 0	200 0 0
79	Kashpur ditto	9 0 0	110 4 0	...	100 0 0	300 0 0
80	Katukuli ditto	15 8 0	103 2 0	...	500 0 0	300 0 0
81	Kuntipara ditto	10 0 0	102 1 4	...	500 0 0	200 0 0
82	Dhasanchar ditto	12 8 0	102 1 4	...	400 0 0	200 0 0
83	Kagdi ditto	15 8 0	126 14 0	...	800 0 0	100 0 0
84	Chapatoli ditto	16 0 0	173 5 4	...	700 0 0	200 0 0
85	Kutpaddi ditto	14 0 0	107 9 9	...	800 0 0	200 0 0
86	Kundurua ditto	13 8 0	139 7 7	...	500 0 0	200 0 0
87	Nilokhi ditto	11 8 0	117 12 2	...	200 0 0	300 0 0
88	Ghatakhua ditto	8 8 0	109 0 0	...	200 0 0	300 0 0
89	Sajanpur ditto	9 0 0	132 15 9	...	300 0 0	300 0 0
90	Tarail Bazar Gramya Samiti ...	145	14 8 0	1,506 0 0	1,000
91	Fukura ditto ...	145	14 8 0	1,563 8 0
Total of Faridpur District ...		653	595 8 0	12,817 4 8	6,800	22,174 0 0	7,900 0 0
CHITTAGONG.							
1	Kutubdia Gramya Dharma Bhandar	15 0 0	145 0 0	...	1,000 0 0
Total of Chittagong District	15 0 0	145 0 0	...	1,000 0 0
TIPPERA.							
1	Chandina Gramya Krishak Samiti	2 8 0	70 0 0	400
2	Jaffrabad ditto	2 8 0	50 0 0	150
3	Barkota ditto	11 8 0	230 0 0	150	500 0 0
4	Faganda ditto	8 8 0	170 0 0	150	600 0 0
5	Pachimgaon Gramya Mahajani Sabha	17 8 0	50 0 0	50	1,000 0 0
6	Udaypur ditto	15 8 0	100 0 0	100	1,000 0 0

I.—contd.

ACCOUNT.

Societies from 1st July 1909 to 30th June 1910.

Receipts.

Loans repaid by members.	Loans repaid by other societies.	Interest received.	Other income.	Total income of the year.	Opening balance.	Grand total receipts, including opening balance.
9	10	11	12	13	14	15
Rs. s. p.	Rs. s. p.	Rs. s. p.	Rs. s. p.	Rs. s. p.	Rs. s. p.	Rs. s. p.
754 0 0	...	175 13 2	...	1,049 13 2	2 8 0	1,046 8 2
...	13 0 6	5 1 9	...	434 12 7	...	434 12 7
...	...	9 5 9	...	1,185 8 8	...	1,185 8 8
...	...	50 0 6	...	737 0 6	...	737 0 6
...	...	39 13 0	...	2,305 13 6	...	2,305 13 6
...	1,252 14 10	...	1,252 14 10
...	1,637 13 8	...	1,637 13 8
...	...	64 12 3	...	1,919 12 3	...	1,919 12 3
...	1,400 11 7	...	1,400 11 7
20 0 0	...	6 6 6	...	602 6 6	...	602 6 6
...	...	6 0 2	...	546 0 2	...	546 0 2
...	1,153 0 0	...	1,153 0 0
...	1,143 8 0	...	1,143 8 0
...	961 2 0	...	961 2 0
...	1,019 8 1	...	1,019 8 1
...	609 8 0	...	609 8 0
...	714 9 4	...	714 9 4
...	812 9 8	...	812 9 8
...	819 4 0	...	819 4 0
...	918 10 0	...	918 10 0
...	812 1 4	...	812 1 4
...	714 9 4	...	714 9 4
...	1,142 6 0	...	1,142 6 0
...	1,004 8 4	...	1,004 8 4
...	921 9 9	...	921 9 9
...	851 12 7	...	851 12 7
...	629 4 2	...	629 4 2
...	615 8 0	...	615 8 0
...	741 12 9	...	741 12 9
...	2,723 8 0	...	2,723 8 0
...	1,743 0 0	...	1,743 0 0
22,002 2 5	3,003 10 0	7,979 8 1	44 2 0	20,719 1 2	6,721 20 7	27,440 12 0
8,664 0 0	...	312 0 0	1 7 0	8,140 12 0	1,207 12 0	7,344 9 0
3,006 0 0	...	2 3 6 0	1 7 0	8,180 12 0	1,207 12 0	7,344 9 0
200 0 0	...	178 12 10	...	529 4 10	27 8 9	557 12 1
...	...	123 12 7	...	259 7 7	62 12 0	321 8 7
72 0 0	...	81 9 6	...	1,001 1 4	42 12 0	1,043 12 4
124 0 0	...	11 10 4	...	574 8 4	...	574 8 4
...	1,117 0 0	...	1,117 0 0
...	1,275 0 0	...	1,275 0 0

TABLE

CASH

Receipts and Disbursements of Rural Co-operative Credit

							Disburse	
Share capital withdrawn.	Deposits withdrawn.	Loans repaid to			Loans to members.	Loans to other societies.	Interest paid on loans and deposits.	
		Government.	Other societies.	Non-members.				
16	17	18	19	20	21	22	23	
Rs.	Rs. a. p.	Rs. a. p.	Rs. a. p.	Rs.	Rs. a. p.	Rs. a. p.	Rs. a. p.	
...	7 0 0	...	100 0 0	...	1,594 0 0	...	196 2 8	
...	400 0 0	13 9 6	11 3 1	
...	1,171 0 0	...	13 8 5	
...	652 0 0	
...	2,234 0 0	
...	1,163 0 0	...	29 6 10	
...	1,376 0 0	...	7 5 8	
...	1,798 0 0	...	10 13 0	
...	1,411 0 0	...	3 11 7	
...	5 0 0	577 0 0	...	0 1 0	
...	525 0 0	...	4 0 2	
...	1,132 0 0	
...	1,140 0 0	
...	958 0 0	...	3 2 0	
...	1,451 8 0	...	4 8 1	
...	675 0 0	...	2 6 0	
...	680 0 0	...	2 9 4	
...	810 0 0	...	2 9 8	
...	457 0 0	...	2 4 0	
...	885 0 0	...	3 2 0	
...	700 0 0	...	2 1 4	
...	700 0 0	...	2 1 4	
...	1,140 0 0	...	1 14 0	
...	1,064 0 0	...	3 5 4	
...	907 9 0	...	2 9 9	
...	782 0 0	...	2 7 7	
...	590 0 0	...	2 12 2	
...	500 0 0	...	2 15 9	
...	876 0 0	
...	2,750 8 0	
...	1,713 0 0	
...	1,040 7 0	1,290 0 0	4,237 8 8	1,100	60,390 8 9	2,053 10 0	4,871 4 5	
...	449 0 0	90 0 0	...	10	3,664 0 0	...	102 3 6	
...	449 0 0	90 0 0	...	10	3,664 0 0	...	102 3 6	
...	100 0 0	...	723 0 0	...	87 14 7	
...	313 8 0	...	60 6 4	
...	1,224 0 0	...	73 4 9	
...	903 0 0	...	21 5 6	
...	1,100 0 0	
...	1,200 0 0	

I.—contd.

ACCOUNT.

Societies from 1st July 1909 to 30th June 1910.

mesite.						District and name of Society.	No.
Establishment and contingencies.	Other items.	Carried to reserve.	Total expenditure.	Closing balance.	Gross total expenditure, including closing balance.		
24	25	26	27	28	29	3	1
Rs. a. p.	Rs. a. p.	Rs. a. p.	Rs. a. p.	Rs. a. p.	Rs. a. p.	FARIDPUR—contd.	
11 7 0	1,008 9 8	37 11 6	1,046 0 4	Majhandi Gramya Mahajani Sabha ...	61
.....	10 0 0	434 12 7	...	434 12 7	Brahmanpatty Gramya Dharma Bhandar ...	62
.....	1,184 8 8	0 12 4	1,185 0 0	Baburchar Gramya Mahajani Sabha ...	63
2 2 0	654 2 0	62 14 6	717 0 6	Char Thengumari Gramya Dharma Bhandar ...	64
.....	2,234 0 0	71 13 6	2,305 13 6	Rajapur ditto ...	65
.....	1,102 6 10	90 8 0	1,193 14 10	Kalukathi ditto ...	66
.....	1,382 8 8	204 8 0	1,587 13 8	Bhoomkhara ditto ...	67
1 8 0	50 0 0	1,660 0 0	62 12 3	1,010 12 3	Kanair ditto ...	68
0 8 0	1,415 3 7	48 8 0	1,464 11 7	Kalai Bardaracher ditto ...	69
4 12 0	598 13 0	15 9 6	613 9 6	Orakandi Gramya Mahajani Sabha ...	70
3 4 0	532 4 3	13 12 0	546 0 3	Jalunandi ditto ...	71
6 0 0	1,139 0 0	15 0 0	1,154 0 0	Bedgram Gramya Dharma Bhandar ...	72
.....	1,140 0 0	8 8 0	1,148 8 0	Haridaspur ditto ...	73
.....	958 2 0	2 0 0	960 2 0	Kutubpur ditto ...	74
.....	1,469 0 1	163 8 0	1,632 8 1	Mulna Gramya Mahajani Sabha ...	75
.....	677 6 0	23 0 0	700 6 0	Bijhari Gramya Dharma Bhandar ...	76
0 8 0	652 12 4	21 13 0	673 9 4	Mahmedpur ditto ...	77
.....	812 9 8	...	812 9 8	Furjyamanli ditto ...	78
.....	489 4 0	50 0 0	539 4 0	Kaipur ditto ...	79
.....	888 2 0	30 8 0	918 10 0	Katukhali ditto ...	80
.....	702 1 4	110 0 0	812 1 4	Kuntipur ditto ...	81
.....	702 1 4	12 8 0	714 9 4	Phasanchar Dadpur ditto ...	82
.....	1,141 14 0	0 8 0	1,142 0 0	Kagdi ditto ...	83
0 4 0	1,067 9 4	25 12 0	1,092 8 4	Chapatoli ditto ...	84
0 4 0	909 12 9	11 12 0	921 0 9	Kalpedali ditto ...	85
0 8 0	794 10 7	67 8 0	861 18 7	Kunduria ditto ...	86
.....	502 12 8	26 8 0	529 0 8	Nilokhli ditto ...	87
.....	600 0 0	118 8 9	718 8 9	Ghatakhara ditto ...	88
0 4 0	679 9 9	162 12 0	841 12 9	Sajanpur ditto ...	89
.....	2,750 8 8	8 0 0	2,758 8 8	Tarali Bazar Gramya Mahajani Sabha ...	90
.....	1,715 0 0	20 0 0	1,735 0 0	Fakura ditto ...	91
464 13 4	2,428 14 6	24,050 14 6	6,543 12 6	20,507 12 0	Total of Faridpur Journal	
						CHITTAGONG.	
23 15 0	4,244 2 6	2,204 0 6	7,448 0 0	Katabia Gramya Dharma Bhandar ...	1
23 15 0	4,244 2 6	2,204 0 6	7,448 0 0	Total of Chittagong Journal	
						MIRSHAPUR.	
8 2 8	619 1 1	24 12 0	643 13 1	Chandina Gramya Mahajani Sabha ...	2
1 12 8	2 0 13 13	0 11 9	2 1 3 4	Jalpaiguri ditto ...	3
1 2 0	1,427 4 8	12 8 9	1,440 13 7	Manikganj ditto ...	4
6 2 0	100 0 6	12 9 12	112 9 18	Manikganj ditto ...	5
1 0 6	16 0 0	1,117 6 4	0 1 6	1,117 6 6	Manikganj Gramya Mahajani Sabha ...	6
.....	15 8 6	1,215 8 0	...	1,230 8 6	Manikganj ditto ...	7

Receipts and Disbursements of Rural Co-operative Credit

No.	District and name of Society.	Rs.					
		Share payments.	Entrance fees.	Deposits by members.	Loans from		
					Government.	Other societies.	Non-members.
1	2	3	4	5	6	7	8
TIPPERA—contd.							
7	Botabaria Gramya Mahajani Sabha	...	Rs. 21 0 0	Rs. a. p.	Rs. 1,000 0 0	...
8	Ludhua ditto	...	13 8 0	1,000 0 0	...
9	Khila ditto	...	13 0 0	50 0 0	50	500 0 0	...
10	Hatimari ditto	...	18 8 0	50 0 0	50	750 0 0	...
11	Duaris ditto	...	7 0 0	50 0 0	50	500 0 0	...
13	Mandra ditto	...	11 8 0	50 0 0	50	1,000 0 0	...
13	Bholakut ditto	...	11 0 0	50 0 0	50	800 0 0	...
14	Padua ditto	...	15 8 0	100 0 0	100	1,000 0 0	...
	<i>Total of Tippera District</i>	...	169 0 0	1,020 0 0	1,350	8,050 0 0	600 0 0
CHITTAGONG HILL TRACTS.							
1	Naramukh Rural Co-operative Credit Society	...	11 0 0	1,400 0 0	170 0 0
2	Kalniamukh ditto	250 0 0	...
3	Arachari ditto	...	4 8 0	49 0 0	...	800 0 0	...
4	Chandraghona ditto	...	23 8 0	500 0 0	...
	<i>Total of Chittagong Hill Tracts</i>	...	44 0 0	49 0 0	...	2,450 0 0	170 0 0
DINAJPUR.							
1	Balganj Rural Co-operative Credit Society	...	8 0 0	59 0 0	18 14 0
	<i>Total of Dinajpur District</i>	...	8 0 0	59 0 0	18 14 0
JALPAIGURI.							
1	Debiganj Gramya Dharma Bhandar	...	0 8 0	8 0 0	510 0 0
	<i>Total of Jalpaiguri District</i>	...	0 8 0	8 0 0	510 0 0
RANGPUR.							
1	Koya Gramya Dharma Bhandar
2	Kakina Sader Tarap Gramya Dharma Bhandar	...	13 8 0	105 0 0
3	Rajibpur ditto	...	Rs. 14 0 0	140 0 0	400	500 0 0	...
4	Gobindapur ditto	...	Rs. 11 8 0	250 0 0	400	200 0 0	...
	<i>Total of Rangpur District</i>	...	810	495 0 0	800	700 0 0	...
PADNA.							
1	Deanal Gramya Dharma Bhandar	...	14 0 0	286 11 8	500	500 0 0	179 11 8
2	Fagmara ditto	...	43 4 0	8,715 0 0	2,000	1,200 0 0	1,000 0 0
3	Haramura ditto	...	14 8 0	4 14 2	...	500 0 0	2 0 0
4	Nalkola ditto	...	8 0 0	400 0 0	...
5	Pergas ditto	...	8 8 0	80 0 0	200	1,200 0 0	150 0 0
6	Ahmedpur ditto	...	6 8 0	57 0 0	...	1,200 0 0	40 0 0
7	Bogur ditto	Na. I ...	28 8 0	229 0 0	100	400 0 0	...

I—contd.

ACCOUNT.

Societies from 1st July 1909 to 30th June 1910.

Receipts.

Loans repaid by members.	Loans repaid by other societies.	Interest received.	Other income.	Total income of the year.	Opening balance.	Grand total receipts, including opening balance.
9	10	11	12	13	14	15
Rs. s. p.	Rs. s. p.	Rs. s. p.	Rs. s. p.	Rs. s. p.	Rs. s. p.	Rs. s. p.
...	1,021 0 0	...	1,021 0 0
...	1,015 8 0	...	1,015 8 0
...	...	2 9 8	...	615 9 8	...	615 9 8
...	...	2 11 0	...	669 3 0	...	669 3 0
...	607 0 0	...	607 0 0
...	1,111 8 0	...	1,111 8 0
...	...	2 1 4	...	915 1 4	...	915 1 4
...	...	5 3 4	...	1,220 11 4	...	1,220 11 4
493 0 0	...	408 9 7	...	12,969 9 7	508 5 8	13,494 14 10
586 0 0	...	73 3 0	...	2,240 8 0	0 8 0	2,240 11 0
250 0 0	...	31 4 0	...	531 4 0	11 0 8	543 4 8
453 0 0	...	53 3 0	...	610 10 0	241 10 6	1,023 4 6
589 0 0	...	48 10 10	...	1,215 1 10	171 8 0	1,386 10 10
1,575 0 0	...	906 2 10	...	4,797 8 10	424 10 9	5,211 14 7
614 0 0	...	252 13 2	...	1,880 11 2	14 10 0	1,108 5 2
814 0 0	...	483 13 2	...	1,880 11 2	14 10 0	1,108 5 2
226 0 0	...	07 1 9	...	907 9 9	220 12 8	1,128 6 8
208 0 0	...	07 1 0	...	607 9 9	220 12 8	1,128 6 8
60 0 0	...	12 6 3	...	72 14 2	75 15 0	140 13 2
...	112 0 0	...	112 0 0
...	...	67 0 0	...	1,251 8 0	...	1,251 8 0
...	...	40 0 0	...	1,131 8 0	...	1,131 8 0
60 0 0	...	50 16 2	...	2,721 6 2	78 25 0	2,799 8 2
187 5 0	...	65 14 8	6 0 2	1,743 1 1	1 0 2	1,744 1 4
6,455 0 0	...	823 8 1	5 4 0	17,246 11 1	28 9 7	17,274 14 8
173 0 0	...	141 6 7	6 0 5	543 11 11	6 9 1	549 15 0
1,032 0 0	...	257 18 8	...	1,575 18 8	6 7 3	1,581 15 1
160 0 0	...	123 8 5	...	1,274 0 5	68 11 0	1,342 11 11
...	...	67 0 0	1 11 6	1,250 9 16	0 1 2	1,250 11 1
63 0 0	...	19 2 2	...	671 11 2	...	671 11 2

TABLE

CASH

Receipts and Disbursements of Rural Co-operative Credit

Disburse

Share capital withdrawn.	Deposits withdrawn.	Loans repaid to			Loans to members.	Loans to other societies.	Interest paid on loans and deposits.
		Government.	Other societies.	Non-members.			
16	17	18	19	20	21	22	23
Rs. s. p.	Rs. s. p.	Rs. s. p.	Rs. s. p.	Rs.	Rs. s. p.	Rs. s. p.	Rs. s. p.
...	1,000 0 0
...	1,000 0 0
...	598 0 0	..	2 9 8
...	850 0 0	...	2 11 0
...	800 0 0
...	1,100 0 0
...	900 0 0	...	2 1 4
...	1,200 0 0	...	5 2 4
...	100 0 0	...	12,906 8 0	...	254 8 6
...	80 0 0	...	570 0 0	...	33 12 0
...	50 0 0	...	208 0 0	...	14 7 8
...	60 0 0	...	805 0 0	...	42 10 0
...	100 0 0	...	918 0 0	...	38 4 0
...	290 0 0	...	2,681 0 0	...	126 1 3
...	10 0 0	40 0 0	120 0 0	...	601 0 0	...	154 4 0
...	10 0 0	40 0 0	120 0 0	...	601 0 0	...	154 4 0
...	20 0 0	60 0 0	...	125	728 0 0	...	41 18 0
...	20 0 0	60 0 0	...	125	728 0 0	...	41 18 9
...	37 0 0
...
...	1,353 0 0	...	10 6 9
...	1,109 0 0	...	4 2 0
...	2,479 0 0	...	14 9 6
...	43 13 10	1,135 0 0	...	02 12 8
...	1,745 0 0	60 0 0	270 0 0	100	13,500 0 0	...	251 5 11
...	2 0 0	10 0 0	757 0 0	...	65 11 3
...	70 0 0	100	1,344 0 0	...	93 14 0
...	200 0 0	150	1,417 0 0	...	91 0 6
...	200	1,819 0 0	...	03 13 9
...	3 0 0	714 0 0	...	7 5 2

I—contd.

ACCOUNT.

Societies from 1st July 1909 to 30th June 1910.

ments.						District and name of Society.	No.
Establishment and contingencies.	Other items.	Carried to reserve.	Total expenditure.	Closing balance.	Grand total expenditure, including closing balance.		
24	25	26	27	28	29	3	1
						TIPPERA—contd.	
Rs. s. p.	Rs. s. p.	Rs. s. p.	Rs. s. p.	Rs. s. p.	Rs. s. p.	Databaria Gramya Mahajan Sabha	7
...	...	21 0 0	1,021 0 0	...	1,021 0 0	Ludhua ditto	8
...	...	33 0 0	1,013 0 0	0 8 0	1,013 8 0	Khila ditto	9
...	...	11 8 0	613 1 8	3 8 0	613 9 8	Hattiamari ditto	10
...	...	16 8 0	869 3 0	...	869 3 0	Duaris ditto	11
...	...	7 0 0	607 0 0	...	607 0 0	Mandra ditto	12
...	...	11 8 0	1,111 9 0	...	1,111 9 0	Bholakut ditto	13
...	...	11 0 0	913 1 4	...	913 1 4	Padua ditto	14
...	...	15 0 0	1,220 3 4	0 8 0	1,220 11 4		
18 10 6	...	138 0 0	13,417 11 0	77 9 10	13,494 14 10	Total of Tippera District.	
						CHITTAGONG HILL TRACTS.	
1 13 0	685 9 0	1,553 3 0	3,240 11 0	Naramukh Rural Co-operative Credit Society	1
...	362 7 3	179 13 0	543 4 3	Kaintlamukh ditto	2
...	997 10 0	54 10 6	1,052 4 6	Arachari ditto	3
4 0 6	1,057 4 6	329 6 4	1,386 10 10	Chandraghona ditto	4
5 13 6	8,109 14 9	2,338 15 10	5,221 14 7	Total of Chittagong Hill Tracts.	
						DINAJPUR.	
7 5 6	932 9 6	202 11 9	1,165 8 3	Balganj Rural Co-operative Credit Society	1
7 5 6	932 9 6	202 11 9	1,165 8 3	Total of Dinajpur District.	
						JALPAIGURI.	
5 13 6	...	145 12 4	1,113 9 7	14 12 10	1,128 6 8	Debiganj Gramya Dharma Bandha	1
5 13 6	...	145 12 4	1,113 9 7	14 12 10	1,128 6 8	Total of Jalpaiguri District.	
						DISTRICT BANGPUR.	
...	87 0 0	119 13 3	140 13 3	Koya Gramya Dharma Bandha	1
...	119 8 0	119 8 0	Kakina Sadar Tarap Gramya Dharma Bandha	2
0 3 8	1,303 10 3	17 13 9	1,321 6 0	Rajilpur ditto	3
0 1 6	1,113 4 3	18 3 9	1,131 6 0	Gohindapur ditto	4
0 5 0	2,513 14 6	207 6 9	2,721 8 9	Total of Bangpur District.	
						PADUA.	
12 5 3	...	3 10 0	1,247 9 9	618 7 7	1,766 1 4	Deosal Gramya Dharma Bandha	1
67 15 9	...	40 12 10	15,607 2 6	1,069 12 3	17,246 14 8	Baramara ditto	2
5 6 6	630 1 9	16 13 3	646 13 9	Boramara ditto	3
10 12 0	...	3 13 0	1,001 7 0	79 10 3	1,080 1 3	Nakula ditto	4
5 4 6	...	0 15 0	1,806 4 0	54 7 11	1,860 11 11	Fezgan ditto	5
3 4 3	...	1 11 4	1,730 12 4	60 7 9	1,800 6 1	Ahmedpur ditto	6
2 9 6	4 5 0	...	607 7 3	51 4 0	658 11 3	E. J. J. ditto No. 1	7

Receipts and Disbursements of Rural Co-operative Credit

No.	District and name of Society.	Rs.					
		Share payments.	Entrance fees.	Deposits by members.	Loans from		
					Government.	Other Societies.	Non-members.
1	2	3	4	5	6	7	8
PADNA—contd.							
8	Darlapur Gramya Dharma Bhandar No. I	Rs. a. p. 12 8 0	Rs. a. p. 133 0 0	...	Rs. a. p. 800 0 0	...
9	Ghurka ditto	23 0 0	478 8 0	450	850 0 0	...
10	Darlapur ditto No. II	31 0 0	128 0 0	...	1,000 0 0	...
11	Edrakpur ditto	11 0 0	112 8 0	...	900 0 0	...
12	Barat ditto	13 8 0	115 0 0	100	200 0 0	300 0 0
13	Boypur ditto No. II	29 8 0	301 8 0	250	300 0 0	...
14	Manmathapur ditto ...	225	22 8 0	500 0 0	...
15	Boalin ditto ...	75	6 8 0	100 0 0	...
Total of Padna District		800	202 4 0	7,688 1 10	2,600	2,850 0 0	2,075 2 8
MALDA.							
1	Panchanandapur Co-operative Agricultural Bank
2	Fogrezabad Pathantali Gramya Atma Rinadan Bhandar.	...	8 0 0	100 0 0
3	Maharajpur Atma Sahaya Rinadan Bhandar	13 0 0	600 0 0	600
Total of Malda District		...	21 0 0	700 0 0	600
CACHAR.							
1	Masimpur Gramya Mahajani Sabha	...	2 0 0	20 0 0	...	400 0 0	...
Total of Cachar District		...	2 0 0	20 0 0	...	400 0 0	...
SYLHET.							
1	Raighar Gramya Dharma Bhandar
2	Chhotadakh Gramya Mahajani Sabha
3	Charnao ditto	4 8 0	75 0 0	...	800 0 0	...
4	Gurabhula ditto
5	Birdhal ditto	0 4 0	10 0 0
6	Durgapur ditto	0 8 0
7	Haratal ditto No. I	2 0 0	40 0 0
8	Lantirmati ditto
9	Durlabhpur Gramya Dharma Bhandar
10	Dyampur Gramya Mahajani Sabha No. I	...	2 8 0	20 0 0	...	250 0 0	...
11	Ditto ditto	5 8 0	25 0 0	...	550 0 0	...
12	Julal Gramya Dharma Bhandar
13	Dalmechar ditto	1 0 0	100 0 0	...
14	Majura ditto	150 0 0	...
15	Nannagar ditto	1 8 0	200 0 0	...
16	Sengram ditto
17	Hemugram ditto	4 0 0	105 0 0	...	500 0 0	71 0 0
18	Shahapur Gramya Mahajani Sabha
19	Kochua ditto	2 0 0
20	Naysmati ditto	1 0 0
21	Khalurmati ditto	200 0 0	...

I—contd.

ACCOUNT.

Societies from 1st July 1909 to 30th June 1910.

Receipts.

Loans repaid by members.	Loans repaid by other societies.	Interest received.	Other Income.	Total Income of the year.	Opening balance.	Grand total receipts, including opening balance.
9	10	11	12	13	14	15
Rs. s. p.	Rs. s. p.	Rs. s. p.	Rs. s. p.	Rs. s. p.	Rs. s. p.	Rs. s. p.
...	...	94 15 9	...	1,040 7 9	...	1,040 7 9
...	1,501 8 0	...	1,501 8 0
155 0 0	...	77 0 9	...	1,369 0 9	...	1,369 0 9
...	...	59 10 9	2 15 6	1,086 2 5	...	1,086 2 5
...	...	0 10 0	0 2 2	729 4 2	...	729 4 2
...	...	14 8 6	1 7 0	986 15 6	...	986 15 6
...	747 8 0	...	747 8 0
...	...	1 9 0	...	183 1 0	...	183 1 0
8,360 13 0	...	1,854 5 2	23 6 10	33,914 7 2	361 10 11	34,275 19 1
599 2 0	...	180 1 0	0 1 0	779 4 0	25 10 9	804 14 9
...	108 0 0	...	108 0 0
140 0 0	...	10 14 3	0 5 0	1,373 2 3	...	1,373 2 3
743 2 0	...	190 15 2	0 6 0	2,269 7 2	26 10 9	2,296 2 0
123 0 0	...	137 4 6	...	691 4 6	71 2 9	763 7 2
123 0 0	...	137 4 6	...	691 4 6	71 2 9	763 7 2
815 0 0	...	66 14 9	...	351 14 9	100 13 7	452 12 6
23 0 0	...	99 11 6	...	122 11 6	123 2 2	247 14 9
10 0 0	...	11 2 6	...	600 10 6	118 7 10	719 2 6
242 1 6	...	54 9 9	...	296 11 2	80 11 2	377 6 8
500 0 0	...	48 0 9	...	552 4 9	72 5 4	620 10 1
743 0 0	...	230 0 8	...	973 8 2	92 7 4	1,065 0 0
174 0 0	...	219 3 0	...	424 2 0	109 2 5	534 5 5
900 0 0	...	115 7 6	...	1,015 7 6	71 11 4	1,087 2 10
9 0 0	...	111 13 4	...	120 13 4	52 0 11	172 14 2
...	...	117 12 3	...	320 4 2	20 8 2	429 12 6
595 0 0	...	150 2 9	...	1,226 0 9	62 14 6	1,288 15 2
...	...	101 7 2	...	101 7 2	114 4 9	216 12 0
100 0 0	...	78 1 6	...	226 1 6	124 2 6	350 2 0
920 0 0	...	123 4 0	...	1,123 4 0	41 5 11	1,201 0 11
802 0 0	...	104 14 2	...	808 6 2	22 7 0	841 13 2
115 0 0	...	96 12 6	...	211 12 6	212 8 2	424 6 8
1,023 0 0	...	223 14 2	...	2,046 14 2	23 9 9	2,070 0 0
650 0 0	...	149 12 4	...	792 12 4	27 4 6	820 0 0
...	...	120 10 0	...	121 10 0	173 4 8	294 14 8
...	...	110 12 4	...	111 12 4	123 4 10	234 2 2
1,063 0 0	...	140 1 2	...	1,072 1 2	27 8 2	1,099 7 4

TABLE

CASH

Receipts and Disbursements of Rural Co-operative Credit

							Disburse
Share capital withdrawn.	Deposits withdrawn.	Loans repaid to			Loans to members.	Loans to other societies.	Interest paid on loans and deposits.
		Government.	Other societies.	Non-members.			
16	17	18	19	20	21	22	23
Rs. s. p.	Rs. s. p.	Rs. s. p.	Rs. s. p.	Rs.	Rs. s. p.	Rs. s. p.	Rs. s. p.
...	954 0 0	...	51 0 9
...	1,434 0 0
...	200 0 0	...	1,091 0 0	...	45 13 0
...	1,029 8 0	...	34 5 6
...	495 0 0	...	23 14 9
...	655 0 0
...	735 12 0
...	100 0 0	...	1 0 9
...	1,662 13 10	60 0 0	1,000 0 0	550	28,810 4 0	...	869 2 7
...	...	700 0 0	23 8 0
...
...	1,186 8 0
...	...	700 0 0	1,186 8 0	...	23 8 0
...	...	10 0 0	120 0 0	...	411 0 0	...	62 8 1
...	...	10 0 0	130 0 0	...	412 0 0	...	62 8 2
...	...	10 0 0	100 0 0	...	20 0 0	...	50 6 2
...	...	10 0 0	50 0 0	72 4 6
...	5 0 0	10 0 0	656 0 0	...	4 8 11
ab) ...	48 3 3	120 0 0	100 0 0	...	10 0 0	...	22 9 0
...	10 0 0	10 0 0	300 0 0	...	165 0 0	...	29 4 0
...	50 0 0	100	565 0 0	...	101 2 8
...	113 0 0	...	13 8 0
...	15 0 0	995 0 0	...	45 8 3
...	50	7 0 0	...	39 9 0
...	208 0 0	...	15 10 0
...	60 0 0	...	1,170 0 0	...	67 13 11
...	50	19 6 0
...	245 0 0	...	46 14 0
...	80 0 0	...	856 0 0	...	69 0 0
...	190 0 0	...	33 5 6
...	300 0 0	...	37 0 4
...	1 0 0 0	2,324 0 0	...	50 11 6
...
...	140 0 0	...	41 10 8
...	721 0 0	...	10 15 0
...	955 0 0	...	46 4 6

I—contd.

ACCOUNT.

Societies from 1st July 1909 to 30th June 1910.

ments.						District and name of Society.	No.
Establishment and contingencies.	Other items.	Carried to reserve.	Total expenditure.	Closing balance.	Grand total expenditure, including closing balance.		
24	25	26	27	28	29	3	
Rs. a. p.	Rs. a. p.	Rs. a. p.	Rs. a. p.	Rs. a. p.	Rs. a. p.		
2 10 8	...	12 7 0	1,020 2 0	20 5 9	1,040 7 9	PANNA—contd.	
...	1,434 0 0	67 8 0	1,501 8 0	Darlapur Gramya Dharma Bhandar No. I ... 9	
5 1 6	...	8 4 0	1,350 2 6	18 14 8	1,368 0 9	Ghuka ditto ... 9	
7 9 6	...	11 8 8	1,082 10 8	8 7 9	1,090 8 5	Darlapur ditto No. II ... 10	
8 15 6	...	13 10 2	535 8 5	103 11 9	739 4 2	Edrakpur ditto ... 11	
6 6 6	859 6 6	127 9 0	986 15 6	Barat ditto ... 12	
4 7 0	740 8 0	7 5 0	747 8 0	Boypur ditto No. II ... 13	
...	...	7 0 0	108 0 9	78 0 2	186 1 0	Manmathapur ditto ... 14	
...	Boalia ditto ... 15	
124 19 0	4 8 0	101 7 0	81,108 15 5	2,982 19 8	84,175 19 1	Total of Panna District.	
...	MAIDA.	
19 7 8	743 15 9	61 15 0	804 14 9	Panchanandapur Cooperative Agricultural Bank ... 16	
...	108 0 0	108 0 0	Engrohad Pathanalli Gramya Atma Bhandar ... 17	
5 6 3	1,101 14 3	181 8 0	1,282 8 3	Mahara, pur Atma Sevaya Bhandar ... 18	
...	Total of Maida District.	
...	CACHAR.	
8 12 6	607 4 7	153 2 8	760 7 2	Masilpur Gramya Mahajani Sabha ... 19	
...	Total of Cachar District.	
...	SYLHET.	
6 15 6	187 5 9	235 6 7	422 12 4	Raighat Gramya Dharma Bhandar ... 20	
2 9 8	134 13 9	119 1 0	253 14 9	Chhotadakh Gramya Mahajani Sabha ... 21	
1 3 0	679 11 11	42 6 5	719 8 4	Charnao ditto ... 22	
2 4 0	204 0 3	78 6 8	282 6 6	Garbhula ditto ... 23	
4 10 0	618 14 6	111 12 1	729 10 1	Birbhal ditto ... 24	
6 12 0	827 14 8	245 1 4	1,072 6 0	Dargapur ditto ... 25	
...	136 8 6	607 13 8	743 8 5	Harsuli ditto No. I ... 26	
4 0 0	1,000 2 2	27 10 7	1,027 2 10	Lastimati ditto ... 27	
3 0 0	60 9 0	73 8 5	133 14 8	Isardikpur Gramya Dharma Bhandar ... 28	
1 4 6	223 14 6	144 14 0	367 12 6	Itanpur Gramya Mahajani Sabha No. I ... 29	
1 11 0	1,220 8 11	60 6 4	1,280 14 8	Itanpur ditto No. II ... 30	
0 9 0	69 15 0	146 13 0	215 12 0	Jamal Gramya Dharma Bhandar ... 31	
2 13 0	225 11 0	113 2 0	338 13 0	Itanpur ditto ... 32	
2 7 2	1,006 7 2	228 2 9	1,234 9 11	Khatiga ditto ... 33	
1 0 6	224 6 0	617 7 2	841 12 2	Nandapur ditto ... 34	
2 2 0	320 2 4	194 1 6	514 6 0	Asarganj ditto ... 35	
7 0 0	2,272 11 6	426 12 6	2,698 8 0	Hembarua ditto ... 36	
6 12 8	4 12 8	845 4 2	850 0 8	Itanpur Gramya Mahajani Sabha ... 37	
2 14 0	194 0 5	119 6 0	313 14 8	Khatiga ditto ... 38	
2 3 6	275 2 6	0 0 0	275 2 6	Nandapur ditto ... 39	
1 9 3	241 12 11	224 9 7	465 7 6	Khatiga ditto ... 40	

Receipts and Disbursements of Rural Co-operative Credit

No.	District and name of Society.	Rs.					
		Share payments.	Entrance fees.	Deposits by members.	Loans from		
					Government.	Other societies.	Non-members.
1	2	3	4	5	6	7	8
	SYLHET—continued.	Rs. a p.	Rs. a p.	Rs. a p.	Rs.	Rs. a p.	Rs. a p.
22	Dikar Noyamati Gramya Mahajani Sabha	3 0 0	100 0 0
23	Daknail ditto	3 8 0	100 0 0
24	Baurbhag ditto	3 8 0	75 0 0	...	200 0 0	...
25	Sivanagar ditto	1 0 0	200 0 0	...
26	Haratul ditto No. IX	3 0 0	200 0 0	...
27	Dharmapur ditto	300 0 0	...
28	Jhingabari Gramya Dharma Bhandar	9 0 0	700 0 0	500	250 0 0	...
29	Banlegram ditto	8 8 0	550 0 0	550
30	Lafnaut ditto	12 0 0	1,000 0 0
31	Furnanagar ditto	8 0 0	835 0 0	800
32	Niagole ditto	17 0 0	1,000 0 0	1,000
33	Noakhel ditto	10 0 0	608 0 0	500	1,000 0 0	...
34	Pokarkhal ditto	13 0 0	1,130 0 0	1,000
35	Chiknugola ditto	14 0 0	1,025 0 0	1,000
36	Longpur ditto	13 8 0	1,036 0 0	320
37	Lalarchak ditto	7 8 0	340 0 0	300
38	Patramati ditto	6 8 0	150 0 0	150
39	Nandral ditto ...	150 0 0	6 8 0	405 0 0	...	500 0 0	...
	Total of Sylhet District ...	150 0 0	161 4 0	10,222 0 0	6,120	5,100 0 0	21 0 0
	KHASI AND JAINTIA HILLS.						
1	Umlyngba Rural Co-operative Credit Society	8 8 0	239 1 0	200
	Total of Khasi and Jaintia Hills	8 8 8	239 1 0	200
	GOALPABA.						
	Gauripur Gramya Dharma Bhandar	2 0 0	54 10 9
2	Gauripur Co-operative Union	4 8 0	672 0 0	500
3	Tiamari Gramya Dharma Bhandar	186 8 0	...
4	Madhurasulmari ditto	40 0 0	...
5	Germari ditto	4 8 0	454 0 0	...
6	Gauripur ditto	940 0 0	...
	Total of Goalpara District	11 0 0	726 10 9	220	1,629 8 0	...
	KAMRUP.						
1	Batorhat Co-operative Credit Society ...	11 8 0	46 0 0	...	450	...	0 8 8
2	Nuhira ditto	3 8 0	43 8 6	...	1,000 0 0	...
3	Morea Goalia Bank	27 0 0
4	Nallari ditto	4 0 0	...	500
5	Kemarkuchi ditto	18 8 0	16 0 0	800 0 0
6	Pala-lbari ditto	9 0 0	407 8 6	300
7	Majirgaon ditto	19 0 0	237 0 0
8	Kochpara ditto	12 8 0	2,050 0 0	1,000
9	Pahona-Sesanukh Goalia Bank	5 0 0	235 2 11	300	600 0 0	...
10	Nammati ditto	6 0 0	200 0 0
11	P. Kuchhi ditto	20 0 0	200
	Total of Kamrup District	143 0 0	3,425 0 0	2,950	1,500 0 0	800 8 3

ceipts.

Loans repaid by members.	Loans repaid by other societies.	Interest received.	Other income.	Total income of the year.	Opening balance.	Grand total receipts, including opening balance.
9	10	11	12	13	14	15
Rs. s. p.	Rs.	Rs. s. p.	Rs. s. p.	Rs. s. p.	Rs. s. p.	Rs. s. p.
...	...	78 14 0	...	178 14 0	14 0 8	192 14 8
...	...	125 0 0	...	303 8 0	31 2 4	335 10 4
60 0 0	...	95 0 2	...	408 1 2	90 7 11	498 8 1
60 0 0	...	107 15 1	...	515 16 1	116 7 0	631 8 7
...	...	156 4 0	...	671 4 0	40 8 0	712 12 0
...	...	161 0 10	...	832 4 10	88 0 8	920 4 18
...	...	48 12 4	...	1,307 12 4	...	1,307 12 4
...	...	80 8 4	...	1,388 11 4	...	1,388 11 4
...	...	48 8 0	...	1,436 8 0	...	1,436 8 0
...	...	108 12 8	...	1,544 8 8	...	1,544 8 8
715 0 0	...	126 11 0	...	2,066 11 0	...	2,066 11 0
55 0 0	...	52 0 0	...	2,118 8 0	...	2,118 8 0
1 0 0	...	86 8 6	...	2,204 6 6	...	2,204 6 6
...	...	74 0 6	...	2,278 6 6	...	2,278 6 6
...	...	90 6 11	...	1,407 12 11	...	1,407 12 11
...	...	46 8 4	...	604 0 4	...	604 0 4
...	...	28 10 0	...	322 8 0	...	322 8 0
...	...	6 12 8	...	1,008 4 8	...	1,008 4 8
9,004 8 0	...	4,000 8 8	...	20,000 8 8	2,000 0 8	22,000 12 20
150 8 0	...	11 8 4	...	618 4 4	...	618 4 4
100 8 0	...	11 8 4	...	618 4 4	...	618 4 4
1,574 8 0	...	319 0 11	...	1,893 8 11	148 8 8	1,997 4 11
...	40	11 10 0	408 1 8	1,000 8 8	...	1,000 8 8
...	108 8 0	...	108 8 0
...	48 0 0	...	48 0 0
60 0 0	...	11 10 0	...	510 8 0	...	510 8 0
...	240 0 0	...	240 0 0
1,014 8 0	40	248 12 11	408 1 8	2,000 8 20	148 8 8	2,176 8 1
261 0 0	...	120 12 2	...	648 17 2	20 4 4	668 11 0
204 0 0	...	120 8 8	...	1,401 12 8	20 12 0	1,421 12 0
210 0 0	...	120 4 8	...	470 12 8	207 12 0	1,400 0 20
168 0 0	...	127 4 8	0 8 8	1,108 10 8	70 12 0	1,178 4 0
...	...	401 8 8	...	481 8 8	1,401 11 0	1,401 11 0
170 0 0	...	80 12 0	0 12 0	1,700 11 0	...	1,700 11 0
80 0 0	...	8 11 8	...	379 11 8	...	379 11 8
300 0 0	...	70 8 0	...	2,000 8 0	...	2,000 8 0
100 0 0	...	8 12 0	...	1,100 8 0	...	1,100 8 0
...	...	8 12 6	...	200 12 6	...	200 12 6
...	...	4 8 0	...	410 8 0	...	410 8 0
1,000 0 0	...	1,007 0 11	1 8 8	11,000 14 0	1,000 8 0	12,007 8 9

TABLE

CASH

								Disburse
Share capital withdrawn.	Deposits withdrawn.	Loans repaid to			Loans to members.	Loans to other societies.	Interest paid on loans and deposits.	
		Government.	Other soc. ties.	Non-members.				
16	17	18	19	20	21	22	23	
Rs.	Rs. s. p.	Rs. s. p.	Rs. s. p.	Rs.	Rs. s. p.	Rs. s. p.	Rs. s. p.	
...	
...	
...	30 0 0	310 0 0	...	31 2 4	
...	220 0 0	...	35 0 0	
...	200 0 0	
...	815 0 0	...	41 10 8	
...	1,659 0 0	
...	900 0 0	...	25 12 6	
...	1,900 0 0	...	42 3 0	
...	1,605 0 0	...	39 2 3	
...	2,769 0 0	...	27 15 0	
...	1,050 0 0	...	23 7 3	
...	2,200 0 0	...	26 9 0	
...	2,070 0 0	
...	1,404 0 0	...	33 5 9	
...	620 0 0	
...	501 0 0	...	8 9 6	
...	633 0 0	
...	848 8 8	100 0 0	690 0 0	200	27,230 0 0	...	1,177 8 5	
...	598 9 0	
...	598 9 0	
...	787 0 0	50 0 0	74 0 0	...	84 11 9	
...	1,629 8 0	...	
...	136 8 0	
...	40 0 0	
...	40 0 0	...	454 0 0	...	11 10 0	
...	949 0 0	
...	737 0 0	630 0 0	40 0 0	...	1,703 8 0	1,629 8 0	96 5 9	
...	200 0 0	520 0 0	...	54 4 1	
...	43 2 0	200 0 0	...	13 9 3	
...	11,810 0 0	...	63 13 4	
...	975 0 0	...	28 2 9	
...	1,360 0 0	...	133 8 3	
...	10 0 0	1,553 0 0	...	53 3 3	
...	372 0 0	
...	3,520 0 0	
...	29 8 0	673 0 0	
...	150 0 0	
...	200 0 0	
...	224 10 0	11,227 0 0	...	233 0 10	

I—contd.

ACCOUNT.

Societies from 1st July 1909 to 30th June 1910.

ments.						District and name of Society.	No.
Establishment and contingencies.	Other items.	Carried to reserve.	Total expenditure.	Closing balance.	Grand total expenditure, including closing balance.		
24	25	26	27	28	29	3	1
Rs. a. p.	Rs. a. p.	Rs. a. p.	Rs. a. p.	Rs. a. p.	Rs. a. p.	SYLHET—contd.	
...	102 14 3	102 14 3	Diger Nayamati Gramya Mahajari Sabha ...	22
...	259 10 4	259 10 4	Daknail ditto ...	23
1 2 0	872 4 4	161 4 9	533 9 1	Baurbhag ditto ...	24
2 8 0	258 8 0	227 8 7	45 6 7	Sivanagar ditto ...	25
1 6 0	201 6 0	107 6 0	893 13 6	Harstall ditto No. II ...	26
2 1 0	359 11 8	114 14 8	474 10 1	Dharmapur ditto ...	27
...	1,459 0 0	49 12 4	1,507 12 4	Jhingabari Gramya Dharma Bhandar ...	28
5 10 6	1,021 7 0	167 4 4	1,188 11 4	Banigram ditto ...	29
...	1,942 8 0	12 0 0	1,024 8 0	Lafnaut ditto ...	30
2 2 0	1,646 4 3	105 9 8	1,751 13 8	Purnanagar ditto ...	31
3 0 0	2,794 18 0	158 12 0	2,234 11 0	Niagola ditto ...	32
4 11 0	1,078 2 2	1,045 2 9	2,123 0 0	Noakhel ditto ...	33
...	2,226 0 0	4 6 2	2,230 15 2	Pokarkhal ditto ...	34
0 8 0	2,079 8 0	23 8 8	2,118 0 8	Chiknagola ditto ...	35
3 4 0	1,445 9 9	52 8 2	1,407 14 11	Longpar ditto ...	36
8 12 0	628 12 0	65 4 4	604 0 4	Lalarchak ditto ...	37
3 2 0	811 11 6	17 6 6	829 8 0	Talromali ditto ...	38
...	638 0 0	430 4 2	1,068 4 2	Nandiral ditto ...	39
110 10 8	20,918 2 4	8,072 8 8	27,990 11 10	Total of Sylhet District	
2 0 0	600 9 0	17 11 4	618 4 4	KHABI AND JAINTIA HILLS	
2 0 0	600 9 0	17 11 4	618 4 4	Umlyagha Rural Co-operative Credit Society	1
...	Total of Khasi and Jaintia Hills.	
10 8 0	402 1 2	...	1,297 4 11	...	1,297 4 11	GOALPARA.	
28 10 0	1,628 2 0	22 1 2	1,600 8 2	Gauripur Gramya Dharma Bhandar	1
...	164 8 0	...	164 8 0	Gauripur Co-operative Union	2
...	40 0 0	...	40 0 0	Tiamari Gramya Dharma Bhandar	3
...	810 2 0	...	810 2 0	Bathurenalmari ditto	4
...	4 8 0	...	940 0 0	...	940 0 0	Germari ditto	5
...	Gauripur ditto	6
43 2 0	402 9 2	...	8,221 0 11	22 1 2	8,222 9 1	Total of Goalpara District.	
15 13 9	790 11 10	75 9 9	865 11 6	KAMRUP.	
8 9 0	1,224 4 9	126 7 8	1,350 12 0	Balibhat Co-operative Credit Society	1
2 6 3	1,277 2 7	24 8 9	1,461 9 19	Balibhat ditto	2
63 6 0	1,021 8 2	118 12 6	1,139 6 8	Morua Goalpara Bank	3
38 10 9	1,222 2 11	210 11 6	1,342 16 5	Nalbari ditto	4
19 0 6	1,617 2 9	142 7 9	1,759 11 0	Kamarkhal ditto	5
...	272 0 0	7 11 2	279 11 2	Polainbari ditto	6
15 2 6	2,622 8 0	7 9 0	2,630 0 0	Majumara ditto	7
...	614 8 0	114 0 0	1,128 8 0	Kamrup ditto	8
...	140 0 0	25 12 6	2,088 0 0	Lalasa-Ammah Bank	9
...	20 0 0	210 3 0	630 3 0	Furumati ditto	10
...	Debari ditto	11
151 6 9	12,764 9 7	1,772 12 0	14,537 8 7	Total of Kamrup District.	

Receipts and Disbursements of Rural Co-operative Credit Societies

No.	District and name of Society.	Rs.					
		Share payments.	Entrance fees.	Deposits by members.	Loans from		
					Government.	Other societies.	Non-members.
1	2	3	4	5	6	7	8
NOWGONG.		Rs.	Rs. s. p.	Rs. s. p.	Rs.	Rs. s. p.	Rs. s. p.
1	Damal Gaolla Bank	17 0 0
2	Jakhalbanda Satra Co-operative Credit Society	30 0 0
3	Nachonipara ditto	8 0 0	10 0 0
4	Barapulle ditto	1 8 0	130 0 0
5	Kachudhara ditto	2 0 0	20 0 0
<i>Total of Nowgong District</i>	11 8 0	207 0 0
SIBSAGAR.		Rs.	Rs. s. p.	Rs. s. p.	Rs.	Rs. s. p.	Rs. s. p.
1	Bejahaull Gaolla Bank	21 8 0	1,081 8 0	850	4 0 0
2	Charigaon ditto	2 8 0	25 0 0
3	Kowarpur Rural Co-operative Credit Society	22 8 0	662 7 9
4	Simaluguri Laglagi Karbarkari Dharedia Sabha	...	18 8 0	78 8 3
5	Charing Kakotigaon Rural Co-operative Credit Society.	...	25 0 0	208 11 10
6	Janji Rural Co-operative Credit Society	9 0 0
7	Dopdur ditto	45 0 0	100 0 0
8	Nakachari ditto	4 8 0	0 8 0
9	Dehbari ditto	0 8 0
10	Nasira Laglagi Karbarkari Dharedia Sabha	21 0 0	59 12 8	700
11	Kharikatia-Anguri ditto	2 8 0
12	Titabar ditto	7 8 0	132 2 10
13	Khongia Gaolla Bank	8 8 0	110 0 0
14	Bongaon Laglagi Karbarkari Dharedia Sabha.	...	4 8 0	50 0 0
15	Thengal ditto ditto ditto	20 8 0	265 8 0
16	Metaka ditto ditto ditto	14 0 0	64 0 0
17	Lahlog Chaharia Dhan Dharedia Sabha	...	12 0 0	200 0 0	600
18	Ohiladhar Laglagi Karbarkari Dharedia Chaharia Sabha.	...	15 0 0	439 0 0	400
19	Dakshin Hangara Dhan Dharedia Chaharia Sabha.	...	22 8 0	850 0 0
20	Balaghat Laglagi Dharedia Chaharia Sabha	9 8 0
<i>Total of Sibsagar District</i>	294 8 0	4,413 2 4	2,550	4 0 0
LAKHIMPUR.		Rs.	Rs. s. p.	Rs. s. p.	Rs.	Rs. s. p.	Rs. s. p.
1	Din'oy Chahua Gaolla Bank	17 0 0	12 6 4	5 0 0
2	Lahool Co-operative Credit Society	11 8 0	100 0 0
3	Ghorbandi Co-operative Credit Society	38 8 0	15 8 0
4	Rangapora-Tilukia ditto	24 8 0	1,052 3 0
<i>Total of Lakhimpur District</i>	92 8 0	1,279 14 4	50 0 0
Total of the Province		1,515	2,323 12 0	48,822 11 8	49,110	61,794 8 0	12425 6

colpts.

Loans repaid by members.	Loans repaid by other societies.	Interest received.	Other income.	Total income of the year.	Opening balance.	Grand total receipts, including opening balance.
9	10	11	12	13	14	15
Rs. s. p.	Rs. s. p.	Rs. s. p.	Rs. s. p.	Rs. s. p.	Rs. s. p.	Rs. s. p.
640 0 0	...	106 13 3	...	763 13 3	476 13 8	1,234 9 11
121 0 0	...	173 12 5	...	324 12 5	102 13 10	517 10 3
347 0 0	...	255 10 8	1 0 0	621 10 8	137 2 3	758 13 11
242 0 6	...	112 15 10	0 4 0	480 12 4	444 1 2	930 13 6
140 0 0	...	38 0 9	...	200 0 9	155 12 0	355 13 9
1,490 0 6	...	687 4 11	1 4 0	2,297 1 5	1,400 9 11	3,797 11 4
2,440 8 0	...	374 11 2	1 11 9	4,773 14 11	151 13 4	4,925 13 3
530 0 0	...	105 7 3	...	452 15 2	179 6 3	632 5 6
3,149 0 0	...	017 6 8	...	4,751 6 5	468 14 6	5,210 4 11
994 8 0	...	109 6 3	7 14 0	1,201 9 6	143 10 6	1,440 4 0
4,873 0 0	...	484 0 10	...	5,600 12 8	2,264 10 1	7,865 6 9
1,445 0 0	...	210 2 8	1 1 0	1,655 9 8	139 11 0	1,805 4 8
1,879 0 0	...	232 12 10	...	2,256 12 10	175 11 7	2,432 9 5
2,014 0 0	...	212 0 2	1 12 0	2,246 14 2	65 2 10	2,312 1 9
1,417 0 0	...	284 6 10	...	1,701 14 10	160 12 2	1,862 14 0
890 0 0	...	192 2 0	...	1,562 16 2	30 2 0	1,602 7 2
150 0 0	...	55 12 4	0 10 0	208 12 4	90 2 6	303 2 10
566 0 0	...	247 9 8	...	942 4 6	5 12 2	948 2 8
480 0 0	...	122 10 4	2 9 6	722 11 10	265 4 2	988 0 3
200 0 0	...	164 5 7	...	508 12 7	102 12 10	612 12 3
1,186 0 0	...	104 2 2	1 12 0	1,438 5 2	234 14 7	1,673 2 9
1,000 0 0	...	152 15 5	2 4 6	1,564 2 11	234 12 6	2,199 1 2
500 0 0	...	110 2 9	...	1,462 2 9	25 1 0	1,507 2 9
674 0 0	...	25 2 2	2 2 0	1,546 4 2	...	1,506 4 2
223 0 0	...	22 11 10	1 0 6	1,100 12 4	...	1,100 12 4
.....	0 0 0	...	0 0 0
24,525 0 0	...	4,226 2 4	24 0 2	26,448 1 0	4,724 10 2	31,172 11 2
579 10 0	...	122 2 0	9 12 0	624 1 4	42 12 8	627 15 0
725 14 0	...	24 6 7	...	622 12 7	212 19 0	2,134 7 1
2,096 2 0	...	477 2 5	11 12 6	2,629 4 11	6 12 11	2,232 6 12
3,172 0 0	...	554 12 11	0 2 0	3,429 11 0	2 0 11 0	3,706 7 2
6,502 11 0	...	1,212 12 11	14 12 2	8,418 16 0	1,207 6 4	11,625 2 12
1,03,537 12 8	1,023 12 6	42,751 6 2	256 2 0	1,23,267 4 12	21,678 12 9	1,44,945 2 7

Share capital withdrawn.	Deposits withdrawn.	Loans repaid to			Loans to members.	Loans to other societies.	Interest paid on loans and deposits.
		Government.	Other societies.	Non-members.			
16	17	18	19	20	21	22	23
Rs.	Rs. s. p.	Rs. s. p.	Rs. s. p.	Rs.	Rs. s. p.	Rs. s. p.	Rs. s. p.
...	84 0 0	55 0 0	882 0 0	...	0 9 0
...	88 0 0	50 0 0	...	100	30 0 0	...	121 15 1
...	100 0 0	...	305 0 0	...	135 18 1
...	388 0 0	...	70 15 11
...	115 0 0	...	48 14 4
...	179 0 0	105 0 0	100 0 0	100	1,718 0 0	...	878 8 6
...	60 0 0	55 0 0	...	50	4,330 0 0	...	154 13 3
...	5 0 0	60 0 0	255 0 0	...	85 1 8
...	85 0 0	160 0 0	3,257 0 0	...	519 14 10
...	...	40 0 0	1,040 0 0	...	45 13 6
...	...	100 0 0	6,123 0 0	...	199 14 0
...	885 0 0	...	83 15 0
...	190 0 0	1,916 0 0	...	50 10 4
...	1,900 0 0	...	77 14 2
...	100 0 0	1,508 0 0	...	78 1 7
...	1,257 0 0	...	58 11 3
...	670 0 0	...	123 2 10
...	20 0 0	747 0 0	...	42 14 3
...	15 0 0	350 0 0	...	52 3 10
...	123 0 0	1,667 0 0	...	10 11 5
...	30 0 0	165 0 0	...	43 6 8
...	1,900 0 0	...	54 6 6
...	1,437 0 0
...	1,430 0 0
...	1,025 0 0
...
...	538 0 0	418 0 0	...	50	21,760 0 0	...	1,629 11 0
...	45 0 0	55 0 0	...	50	423 0 0	...	77 9 2
...	50 0 0	743 0 0	...	118 10 4
...	25 8 0	2,230 0 0	...	103 14 0
...	145 0 0	4,600 0 0	...	157 13 10
...	205 8 0	58 0 0	...	50	8,064 0 0	...	357 14 4
...	9,535 10 7	15,803 6 6	10,598 1	3,015	2,67,950 11 10	4,709 2 6	19,296 7 9

I—Concl'd.

ACCOUNT.

from 1st July 1909 to 30th June 1910.

ments.

Establishment and contingencies.	Other items.	Carried to reserve.	Total expenditure.	Closing balance.	Grand total expenditure, including closing balance.	District and name of Society.	No.
24	25	26	27	28	29	3	1
Rs. a. p.	Rs. a. p.	Rs. a. p.	Rs. a. p.	Rs. a. p.	Rs. a. p.		
4 6 3	1,023 15 3	303 10 8	1,234 9 11	NOWGONG. Damal Gaolla Bank	1
44 5 8	434 4 9	83 6 0	517 10 3	Jahhalabanda 'aira Co-operative Credit Society	2
49 6 6	500 3 7	103 9 4	738 12 11	Nachoulpara ditto	3
4 0 0	10 4 5	...	471 4 4	430 9 3	930 13 6	Harepuja ditto	4
...	163 14 4	101 14 8	355 12 9	Kachadhara ditto	5
109 9 5	10 4 5	...	2,636 10 3	1,119 1 1	3,797 11 4	<i>Total of Nowgong District.</i>	
124 11 0	4,774 8 8	151 4 0	4,923 12 3	SIDSAGAR. Rajban'i Gaolla Bank	1
77 14 5	433 0 1	140 5 3	632 5 6	Charigan ditto	2
314 13 0	4,340 11 10	803 9 1	5,210 4 11	Kowarpar Rural Co-operative Credit Society ..	3
67 12 9	1,193 10 3	340 9 9	1,440 4 0	Simaloguri Lag'agi Karbarhari Dharadia Sabha	4
160 15 3	6,553 13 3	1,131 9 6	7,805 6 9	Cher'ne Kakoligam Rural Co-operative Credit Society.	5
69 15 3	998 14 3	316 6 3	1,306 4 8	Janji Rural Co-operative Credit Society	6
57 11 0	2,124 5 4	308 3 1	2,432 8 5	Dopdar ditto	7
84 8 9	2,063 6 11	249 10 1	2,313 1 0	Nala-hari ditto	8
59 0 0	1,743 1 7	119 13 3	1,862 14 0	Dettari ditto	9
85 13 0	23 5 4	...	1,373 13 6	320 11 3	1,703 7 6	Nas'ra Lag'agi Karbarhari Dharadia Sabha	10
.....	773 2 10	100 15 10	954 2 8	Kharikatta-Anguri ditto	11
40 3 3	850 1 6	133 14 9	983 0 3	Tilabar ditto ditto	12
63 8 0	360 11 10	211 1 7	611 13 3	Khongla Gaolla Bank	13
24 1 6	824 13 11	48 6 10	1,373 3 9	Pongrao La. la. i Karbarhari Dharadia Sabha	14
23 13 0	362 9 6	37 0 3	299 2 10	Thongal ditto	15
23 13 6	1,977 4 9	211 13 5	2,189 1 3	Metaka ditto	16
51 2 6	1,473 3 6	29 1 3	1,502 3 9	Lahing Chaharia Dhan Dharadia Sabha	17
22 10 9	1,453 10 9	43 9 11	1,506 4 8	Chiladhari Lag'agi Karbarhari Chaharia Sabha	18
38 13 3	1,053 13 3	97 1 1	1,160 13 4	Dab'ha Hengara Dhan Dharadia Chaharia Sabha	19
.....	0 0 0	0 0 0	Balighal Lag'agi Dharadia Chaharia Sabha	20
1,340 1 2	23 5 4	...	26,756 1 0	3,409 9 9	41,177 11 2	<i>Total of Sidsagar District.</i>	
100 9 0	738 11 2	129 4 7	877 15 9	LAKHIMPUR. Dipoy Chaharia Gaolla Bank	1
39 6 10	631 1 2	293 5 11	1,134 7 1	Laboul Co-operative Credit Society	2
120 0 3	2,473 6 3	723 14 7	3,273 4 10	Chaharia Co-operative Credit Society	3
54 5 8	3,021 2 6	743 4 8	3,764 7 2	Rangapora-Tamra ditto	4
323 14 9	9,115 6 1	1,907 13 9	11,023 3 10	<i>Total of Lakhipur District.</i>	
2,335 14 6	444 10 11	6,970 3 6	2,23,100 3 5	21,219 13 3	2,72,419 2 7	<i>Total of the Province.</i>	

TABLE II.

Profit and Loss Account of Rural Co-operative Credit Societies for the year ending on 30th June 1910.

No.	District or group.	Profit.			Loss.						Net profit (+) or loss (-).
		Interest earned.	Other items.	Total.	Interest paid and due.	Establishment and contingent charges paid and due.	Debts written off.	Int. rest written off.	Other items.	Total.	
1	2	3	4	5	6	7	8	9	10	11	12
		Rs. a. p.	Rs. a. p.	Rs. a. p.	Rs. a. p.	Rs. a. p.	Rs. a. p.	Rs. a. p.	Rs. a. p.	Rs. a. p.	Rs. a. p.
PACCA.											
1	Gandhall Gramya Dharma Bhandar No. I	43 12 8	...	43 12 8	12 9 0	2 0 2	...	10 1 4	...	24 10 6	+ 19 1 0
2	Rai Tota ditto	67 13 3	...	67 13 3	32 11 6	32 11 6	+ 35 1 9
3	Maid nagar ditto	402 4 7	0 8 0	402 12 7	216 1 6	8 5 6	224 7 0	+178 5 7
4	Gandhall ditto No. II	84 7 6	...	84 7 6	11 11 0	11 11 0	+ 72 12 6
5	Gandhall ditto No. III	100 2 4	0 8 0	100 10 4	27 11 9	27 11 9	+ 72 14 7
6	Talag Sedulla ditto	76 12 3	0 8 0	77 4 3	8 10 9	0 6 0	9 0 9	+ 68 3 6
7	Kankantapur ditto	406 9 9	1 0 0	407 9 9	194 7 9	4 8 0	198 15 9	+208 10 0
8	Jondara ditto	57 11 6	...	57 11 6	11 10 3	0 4 0	11 14 3	+ 45 13 3
9	Bachmura ditto No. I	327 13 9	...	327 13 9	193 14 6	1 6 0	194 4 6	+133 9 3
10	Dardhemskandl ditto	196 12 0	...	196 12 0	176 15 0	176 15 0	+ 19 13 0
11	Bachmura ditto No. II	377 5 9	...	377 5 0	208 11 8	3 11 0	212 6 8	+104 15 1
12	Ukara ditto	3 9 3	6 8 0	10 1 3	3 2 0	3 2 0	+ 6 15 3
13	Ramnar Islamia Bank	166 9 0	35 6 3	141 16 3	55 6 6	10 6 6	65 15 0	+ 76 0 3
14	Pirjorkandl Muslim Bank	23 10 0	8 8 0	37 2 0	14 3 6	0 11 6	14 15 0	+ 22 3 0
15	Chandakandl ditto	20 0 0	6 0 0	26 0 0	10 8 0	0 7 0	10 12 0	+ 15 4 0
16	Kangalla ditto	70 8 9	13 8 0	44 0 9	17 2 2	0 9 6	17 11 8	+ 26 5 1
17	Kerajpur ditto	10 0 9	8 8 0	27 8 9	9 8 11	0 7 6	10 0 5	+ 17 8 6
18	Jalakabad ditto	18 10 6	8 0 0	26 10 6	8 1 2	0 8 0	8 9 2	+ 18 1 4
19	Daulatbankandl ditto	27 0 6	10 0 0	37 0 6	16 6 6	0 11 0	17 1 6	+ 19 15 0
20	Muchha, ur ditto	40 13 6	15 0 0	55 13 6	21 2 4	0 12 0	21 14 4	+ 33 15 2
21	Jyagrae ditto	23 16 9	7 0 0	30 15 9	13 0 9	0 10 0	13 10 0	+ 17 5 0
22	Shahul ud Nayapara ditto	8 4 0	6 0 0	14 4 0	4 12 8	0 6 3	5 2 11	+ 9 1 10
23	Ebrahar ditto	10 10 0	6 6 0	16 2 0	8 11 10	0 6 3	6 2 1	+ 9 15 11
24	Ebrahimpur ditto	17 12 0	13 0 0	32 12 0	9 13 0	1 1 6	10 15 0	+ 21 13 0
25	Deopur ditto	9 3 2	9 0 0	18 3 2	4 10 2	0 11 0	5 3 2	+ 12 14 1
26	Gokulnagar ditto	9 1 6	8 8 0	17 9 6	5 0 10	0 9 8	5 10 1	+ 11 15 5
27	Jangra ditto	12 5 0	10 0 0	22 5 0	7 4 8	0 10 6	7 15 2	+ 14 8 10
28	Nankhya ditto	17 8 0	12 0 0	29 8 0	9 12 8	0 14 6	10 11 2	+ 18 12 10
29	Batibanda ditto	3 12 0	7 0 0	10 12 0	2 7 2	0 8 0	2 15 3	+ 7 12 10
30	Hariakandl ditto	7 5 6	6 0 0	13 5 6	4 7 9	0 7 0	4 14 0	+ 8 6 9
31	Jahangirnagar ditto	11 11 6	9 8 0	21 2 6	5 13 1	0 8 3	6 5 4	+ 14 14 2
32	Hachampur ditto	12 2 6	8 0 0	20 2 6	6 10 8	0 9 6	7 4 2	+ 12 14 4
33	M. Bhatpur Gramya Dharma Bhandar.	...	15 0 0	15 0 0	...	0 5 3	0 5 3	+ 14 10 9
Total of Pacca District		2,580 3 6	222 6 3	2,812 9 11	1,329 4 6	42 19 11	...	10 1 4	...	1,352 9 9	+1,420 7 2
NIMENSINGH.											
1	Gumchar Gramya Mahajani Sabha	197 3 3	...	197 3 3	58 10 3	58 10 3	+143 9 0
2	Maharajar ditto	671 6 5	...	671 6 5	211 13 1	211 13 1	+459 10 6
3	Maharajar ditto No. I	889 2 0	...	889 2 0	200 9 6	280 9 6	+598 6 6
4	Kalkipur ditto	721 8 9	0 4 0	721 12 9	227 11 6	227 11 6	+493 1 3
5	Gandhinagar ditto	202 2 6	...	202 2 6	90 10 3	90 10 3	+112 8 3
6	Kanwarbardi ditto	44 6 3	...	44 6 3	143 7 7	143 7 7	+302 14 6
7	Maharajar ditto	23 0 5	...	23 0 5	217 9 0	217 9 6	+193 6 11

TABLE II—Contd.

Profit and Loss Account of Rural Co-operative Credit Societies for the year ending on 30th June 1910.

District or group.	Profit.			Loss.						Net profit (+) or loss (-).
	Interest earned.	Other items.	Total.	Interest paid and due.	Establishment and contingent charges paid and due.	Debts written off.	Interest written off.	Other items.	Total.	
2	3	4	5	6	7	8	9	10	11	12
MYMENSINGH—contd.	Rs. s. p.	Rs. s. p.	Rs. s. p.	Rs. s. p.	Rs. s. p.	Rs. s. p.	Rs. s. p.	Rs. s. p.	Rs. s. p.	Rs. s. p.
Bhadurabad Sarkarpara Gramya Mahajani Sabha.	426 9 6	...	426 9 6	153 10 5	153 10 5	+ 272 16 1
Bhadurabad Gramya Mahajani Sabha No. II	571 5 6	...	571 5 6	178 9 0	178 9 0	+ 392 12 6
Natorkanda ditto	175 14 6	...	175 14 6	53 10 6	53 10 6	+ 121 7 0
Bananerchar ditto No. I	208 1 6	...	208 1 6	84 9 7	84 9 7	+ 123 7 11
Bakshiganj ditto	356 4 0	...	356 4 0	105 15 1	105 15 1	+ 250 4 11
Sadburpara ditto No. I	406 0 3	...	406 0 3	160 6 3	160 6 3	+ 245 10 0
Denwarchar ditto No. I	500 4 0	...	500 4 0	175 0 0	175 0 0	+ 325 4 0
Ditto ditto No. II	719 13 0	...	719 13 0	235 3 0	235 3 0	+ 484 10 0
Khotarchar ditto	781 4 6	...	781 4 6	242 1 8	242 1 8	+ 538 3 10
Janokipur ditto No. I	497 2 9	...	497 2 9	146 7 9	146 7 9	+ 350 11 0
Ditto ditto No. II	632 3 0	0 8 0	632 11 0	194 7 11	194 7 11	+ 437 3 1
Airmari ditto	709 3 3	...	709 3 3	209 3 0	209 3 0	+ 500 0 3
Jorkhali Gramya Dharma Bhandar	1,215 6 9	...	1,215 6 9	445 0 3	445 0 3	+ 770 6 6
Sukhnagari ditto	1,320 11 4	...	1,320 11 4	761 12 4	761 12 4	+ 558 12 0
Kamapapar Gramya Mahajani Sabha	135 0 8	...	135 0 8	73 6 11	73 6 11	+ 61 3 7
Pakhsimari ditto	183 6 9	6 8 0	189 14 9	112 8 6	112 8 6	+ 76 8 3
Pathalia Gramya Dharma Bhandar	102 0 5	3 8 0	104 8 3	66 3 9	66 3 9	+ 37 4 6
Char Bhabasur ditto	418 10 9	...	418 10 9	101 0 5	101 0 5	+ 317 10 4
Bananerchar ditto No. II	414 1 6	...	414 1 6	101 0 10	0 15 0	101 0 10	+ 312 1 6
Bhadurabad ditto	703 1 0	...	703 1 0	376 10 6	1 4 0	376 10 6	+ 326 10 4
Derurbil ditto	601 6 0	...	601 6 0	251 9 6	1 0 0	251 9 6	+ 349 6 4
Kalakanda ditto	615 8 6	...	615 8 6	250 9 1	250 9 1	+ 365 9 5
Thandarbanda ditto	638 1 6	...	638 1 6	331 3 0	3 8 0	331 3 0	+ 306 8 6
Pollakandi ditto	353 1 6	...	353 1 6	206 5 11	1 15 0	206 5 11	+ 146 7 7
Nayalamari ditto	534 4 0	...	534 4 0	224 10 6	0 9 0	224 10 6	+ 309 3 4
Khetarchar Bhatipara ditto	847 12 0	...	847 12 0	399 11 1	399 11 1	+ 447 10 9
Harindhara ditto	375 6 3	...	375 6 3	175 6 2	175 6 2	+ 200 0 1
Mallpara ditto	573 14 2	...	573 14 2	108 3 11	108 3 11	+ 464 10 11
Chandabadha ditto	576 4 3	...	576 4 3	153 14 1	1 0 0	153 14 1	+ 422 9 2
Char Chhataria ditto	1,219 0 8	...	1,219 0 8	410 6 8	410 6 8	+ 808 3 0
Char Chhataria Lahiripara ditto	1,316 7 10	...	1,316 7 10	441 12 8	441 12 8	+ 874 6 2
Pogaldigha ditto	546 13 9	...	546 13 9	108 3 11	108 3 11	+ 437 7 0
Daulatpur ditto	548 10 10	...	548 10 10	176 3 10	176 3 10	+ 371 6 10
Chaparkona ditto	423 15 3	...	423 15 3	147 6 3	147 6 3	+ 275 8 10
Damodarpur ditto	873 3 11	...	873 3 11	36 8 6	1 0 0	36 8 6	+ 836 4 11
Kargram ditto	473 6 9	7 8 0	480 15 9	240 14 2	240 14 2	+ 239 2 7
Charnagar Dehatiganj Khana	674 5 9	0 8 0	674 13 9	224 8 0	224 8 0	+ 449 7 9
Tegharia Gramya Dharma Bhandar	265 1 4	0 8 0	265 9 4	79 6 9	79 6 9	+ 185 4 7
Ehangbari Dehatiganj Khanah	809 8 1	...	809 8 1	257 3 3	257 3 3	+ 551 4 8
Khilkati ditto	489 14 0	...	489 14 0	156 4 0	156 4 0	+ 333 10 0
Khordo Jonali ditto	971 6 0	...	971 6 0	243 0 6	243 0 6	+ 728 5 4
Baliganj Makannal Islami Kora	22 3 0	...	22 3 0	96 10 0	96 10 0	+ 73 3 0
Chandurani Gramya Dharma Bhandar	722 8 0	...	722 8 0	227 14 3	227 14 3	+ 494 13 7

TABLE II—Contd.

Profit and Loss Account of Rural Co-operative Credit Societies for the year ending on 30th June 1910.

No.	District or group.	Profit.			Loss.						Net profit (+) or loss (-).
		Interest earned.	Other items.	Total.	Interest paid and due.	Establishment and conting. charges paid and due.	Debts written off.	Interest written off.	Other items.	Total.	
1	2	3	4	5	6	7	8	9	10	11	12
MYMENSINGH—contd.		Rs. s. p.	Rs. s. p.	Rs. s. p.	Rs. s. p.	Rs. s. p.	Rs. s. p.			Rs. s. p.	Rs. s. p.
61	Pujaghat Gramya Dharma Bhandar...	565 6 2	...	565 6 2	190 3 2	190 3 2	+ 375 3 0
62	Talipara ditto	698 12 6	...	698 12 6	453 2 6	453 2 6	+ 245 10 0
63	Char Gobindapur ditto	50 6 0	5 0 0	64 6 0	39 9 4	39 9 4	+ 24 12 8
64	Shengua ditto	507 3 0	10 0 0	677 3 0	137 14 6	371 14 6	+ 205 4 4
65	Barbilla Gramya Mahajani Sabha	...	5 0 0	5 0 0	+ 5 0 0
66	Bala Tegharia Gramya Dharma Bhandar.	101 10 6	13 8 0	116 2 6	40 10 0	40 10 0	+ 75 8 6
67	Lachampur ditto	84 15 9	6 8 0	91 7 9	51 4 0	31 4 0	+ 60 3 9
68	Duhurirpar No. I ditto	85 6 9	12 8 0	95 14 9	65 8 0	68 8 0	+ 33 6 9
69	Solarchar ditto	304 8 10	13 8 0	318 0 10	125 0 0	125 0 0	+ 193 0 10
70	Jougalkhila ditto	82 3 11	6 8 0	88 11 11	31 4 0	31 4 0	+ 57 7 11
71	Charkar Char ditto	203 9 0	7 0 0	210 9 0	78 2 0	78 2 0	+ 132 7 0
72	Char Draiguchi ditto	172 4 2	9 0 0	181 4 2	68 12 0	68 12 0	+ 112 8 2
73	Telrechar ditto	189 3 6	7 8 0	196 11 6	137 8 0	137 8 0	+ 59 3 6
74	Panchoumbererchar ditto	160 12 2	11 8 0	172 4 2	109 9 4	109 9 4	+ 62 10 10
75	Jagubag Gramya Gaujkhana	70 2 8	7 8 0	77 10 8	34 6 0	34 6 0	+ 43 6 8
76	Garzatiya Gramya Bait-ul-Mal	44 11 9	10 8 0	55 2 9	23 15 4	23 15 4	+ 31 4 5
77	Jangaldi ditto	91 2 0	7 8 0	98 10 0	32 4 8	32 4 8	+ 66 8 4
78	Jougalkhila ditto No. II	28 2 9	6 8 0	44 11 9	22 14 8	22 14 8	+ 41 13 1
79	Kuri Kabonia Gaujkhana	43 11 8	6 8 0	49 2 9	23 13 4	20 13 4	+ 23 6 5
80	Char Basantl Gramya Dharma Bhandar.	21 12 9	11 0 0	32 12 9	3 14 6	3 14 6	+ 28 14 3
81	Bankanda ditto	87 2 8	6 8 0	93 10 8	32 4 8	32 4 8	+ 61 6 1
82	Dobarechar ditto	47 13 1	6 8 0	54 5 1	25 8 0	25 0 0	+ 29 5 1
83	Chaulia ditto	22 0 6	9 8 0	31 8 6	20 13 4	20 13 4	+ 10 11 2
84	Quadanga ditto	...	10 8 6	10 8 6	+ 10 8 6
85	Charbalal.kahonia ditto	...	7 8 0	7 8 0	+ 7 8 0
86	Saktyghosh ditto	26 14 0	7 0 0	33 14 0	21 14 0	21 14 0	+ 12 0 0
87	Royrechar ditto	6 6 6	6 0 0	11 6 6	4 4 4	4 4 4	+ 7 2 2
Total of Mymensingh District		23,419 4 6	227 12 0	23,607 0 6	12,008 14 6	10 7 0	13,073 6 6	+20,533 11 0
FARIDPUR.											
1	Panchuria Gramya Bait-ul-Mal	46 13 9	...	46 13 9	17 6 3	7 2 0	24 8 3	+ 21 5 6
2	Kuruli ditto	264 8 11	1 2 2	265 12 7	114 15 0	43 14 9	138 13 9	+ 126 14 10
3	Haragawandi Gramya Dharma Bhandar.	541 0 8	7 8 0	548 8 9	183 15 0	91 8 0	280 7 0	+ 267 12 9
4	Koniapur Gramya Mahajani Sabha	181 15 1	...	181 15 1	103 13 3	44 13 0	149 10 3	+ 32 4 10
5	Charkaulapur ditto	121 2 9	4 0 0	125 2 9	68 15 10	3 2 6	71 8 4	+ 53 10 5
6	Charkampur ditto	83 2 0	...	83 2 0	21 2 2	21 2 2	+ 62 14 8
7	Ba. Mahmudpur ditto	251 7 11	2 0 0	253 7 11	139 10 2	1 4 0	140 14 2	+ 113 9 9
8	Char Tepra ditto	408 5 0	...	408 5 0	156 14 3	0 11 0	155 9 3	+ 253 11 9
9	Hawakandi ditto	89 1 8	9 8 0	99 9 8	30 4 9	3 7 0	5 0 0	33 11 9	+ 66 13 11
10	Kumarpur ditto	375 1 8	1 8 0	376 9 8	220 0 4	4 9 6	224 9 10	+ 151 13 12
11	Char Saldah ditto	221 5 2	...	221 5 2	102 11 4	9 11 0	103 6 0	+ 117 15 9
12	Charkhar ditto	224 1 2	1 0 0	227 1 2	113 9 1	2 0 0	118 9 9	+ 108 7 6

TABLE II—contd.

Profit and Loss Account of Rural Co-operative Credit Societies for the year ending on 30th June 1910.

District or group.	Profit.			Loss.						Net profit (+) or loss (-).	
	Interest earned.	Other items.	Total.	Interest paid and due.	Establishment and working charges paid and due.	Debts written off.	Interest written off.	Other items.	Total.		
1	2	3	4	5	6	7	8	9	10	11	12
	Rs. a. p.	Rs. a. p.	Rs. a. p.	Rs. a. p.	Rs. a. p.	Rs. a. p.	Rs. a. p.	Rs. a. p.	Rs. a. p.	Rs. a. p.	Rs. a. p.
FARIDPUR—contd.											
13 Greda Bilmahmudpur Co-operative Credit Society.	663 8 1	9 0 0	672 8 1	263 7 10	33 8 0	—	—	—	—	346 12 6	+324 10 9
14 Dattapara Gramya Dharma Bhandar	104 10 3	31 8 0	135 18 3	49 7 0	10 18 0	—	—	—	—	60 8 0	+74 9 3
15 Char Daulatkhan ditto	178 12 0	12 8 10	191 4 10	88 10 8	8 5 0	—	—	—	—	96 15 3	+94 8 7
16 Heenabad ditto	144 9 4	8 9 6	148 2 10	88 8 0	—	—	—	—	—	88 8 0	+60 12 10
17 Brangal ditto	133 14 1	10 1 0	142 15 7	87 12 8	8 4 0	—	—	—	—	74 1 0	+68 14 1
18 Ballabdi ditto	121 7 8	8 1 6	129 8 9	39 8 4	0 4 0	—	—	—	—	29 12 4	+99 12 8
19 Khagdi ditto	451 8 8	23 8 0	474 11 8	161 12 0	2 8 0	—	—	—	—	164 4 0	+310 7 8
20 Enainagar ditto	84 6 10	8 8 0	89 14 10	22 9 0	0 0 0	—	—	—	—	22 9 0	+67 5 6
21 Amrebad ditto	209 10 9	7 12 9	217 7 6	64 11 0	—	—	—	—	—	64 11 0	+152 19 6
22 Shirkhara ditto	141 0 9	10 8 8	151 12 0	83 8 9	4 4 0	—	—	—	—	87 7 9	+64 4 8
23 Itkhola Baitpur ditto	304 12 1	11 18 9	316 12 10	114 8 8	—	—	—	—	—	114 8 8	+202 9 6
24 Kuchiamora ditto	230 14 9	17 1 8	248 0 8	23 14 4	10 0 0	—	—	—	—	42 14 4	+205 8 11
25 Santirchar ditto	97 0 8	8 0 0	100 0 8	20 4 8	—	—	—	—	—	20 4 8	+79 11 8
26 Joynagar ditto	193 8 8	6 9 6	199 12 11	84 11 4	0 8 0	—	—	—	—	84 9 6	+114 12 7
27 Char Gobindapur ditto	183 7 9	12 12 9	196 4 6	44 6 9	10 4 0	—	—	—	—	54 19 9	+141 9 9
28 Char Benodpur ditto No. I.	209 8 8	11 9 8	212 0 0	124 2 0	—	—	—	—	—	124 2 0	+188 12 0
29 Titthirpar ditto	112 1 8	7 14 8	120 0 8	31 6 4	0 4 0	—	—	—	—	31 10 8	+88 8 10
30 Char Sultanpur Gramya Samiti	236 14 1	4 0 0	240 14 1	122 0 8	87 7 8	—	—	—	—	129 7 11	+111 6 8
31 Char Jajira Gramya Dharma Bhandar	66 6 6	8 0 0	69 6 6	31 9 10	—	—	—	—	—	31 9 10	+38 7 6
32 Balshrahi ditto	64 1 8	1 8 8	65 4 11	26 0 9	—	—	—	—	—	26 0 9	+39 4 8
33 Dudkhali ditto	202 7 8	8 8 8	209 10 8	74 8 0	—	—	—	—	—	74 8 0	+135 2 8
34 Char Dhurial ditto	263 10 11	10 0 0	273 10 11	93 12 10	—	—	—	—	—	93 12 10	+180 14 1
35 Char Malgson ditto	200 8 6	7 8 8	207 11 8	77 7 8	—	—	—	—	—	77 7 8	+130 4 6
36 Dudkhali Lepatchar Reparikandi Gramya Dharma Bhandar.	241 2 8	18 4 9	276 7 8	220 2 8	8 8 0	—	—	—	—	228 7 8	+148 0 1
37 Chandidasdi Gramya Dharma Bhandar	19 8 8	1 8 6	21 0 9	19 12 0	0 0 0	—	—	—	—	19 2 0	+1 10 1
38 Kadmi ditto	209 0 0	8 0 0	203 0 0	177 8 7	7 2 0	—	—	—	—	124 10 7	+88 8 6
39 Panchkhola ditto	84 12 8	8 0 0	86 12 8	11 4 4	—	—	—	—	—	11 4 4	+75 8 1
40 Ragharampur ditto	102 8 8	1 12 9	106 8 0	63 8 8	—	—	—	—	—	63 8 8	+43 12 7
41 Keshahatta ditto	86 16 0	—	86 16 0	42 1 8	—	—	—	—	—	42 1 8	+44 12 9
42 Char Topakhola Gramya Mahajani Sabha.	297 1 8	0 8 0	297 9 8	176 12 11	0 7 0	—	—	—	—	176 9 11	+121 8 0
43 Lakshimpur ditto	112 8 9	0 8 0	142 10 9	106 12 4	2 12 0	—	—	—	—	108 6 4	+34 9 8
44 Dhulurabati ditto	272 14 1	8 8 0	276 6 1	166 12 10	11 12 10	—	—	—	—	176 12 0	+100 8 8
45 Char Sadipur ditto	200 8 6	—	200 8 6	80 8 4	1 8 0	—	—	—	—	81 10 4	+119 11 8
46 Char Kri haapur ditto	234 10 9	0 8 0	234 8 9	127 12 11	6 2 0	—	—	—	—	134 1 11	+100 9 10
47 Akandangi ditto	224 9 8	7 8 0	232 1 8	128 11 9	8 8 0	—	—	—	—	136 9 8	+96 12 1
48 Nijgram ditto	183 1 8	—	183 1 8	128 0 8	1 8 0	—	—	—	—	124 12 8	+59 8 9
49 Br hmandi Gramya Dharma Bhandar	124 8 8	11 0 0	123 12 8	76 11 8	0 7 0	—	—	—	—	76 9 8	+47 12 1
50 Jhikorbati ditto	77 10 8	0 12 9	78 7 8	22 9 0	—	—	—	—	—	22 9 0	+56 8 6
51 Kasimpur ditto	63 8 8	0 6 8	64 11 8	37 8 4	—	—	—	—	—	37 8 4	+27 8 6
52 Benodpur Pachikhandi Gramya Dharma Bhandar No. II.	224 4 0	0 6 0	223 11 0	96 2 11	—	—	—	—	—	96 2 11	+127 7 1
53 Bakhola Gramya Dharma Bhandar	106 4 1	8 8 0	109 12 1	69 1 11	0 9 0	—	—	—	—	68 1 11	+41 10 8
54 Bhadrakhola ditto	82 8 18	0 9 6	83 0 4	37 6 8	0 8 0	—	—	—	—	38 9 8	+44 7 8
55 Kotalangar ditto	65 6 4	1 9 8	66 12 10	24 6 8	0 4 0	—	—	—	—	24 10 8	+42 6 6

TABLE II.—contd.

Profit and Loss Account of Rural Co-operative Credit Societies for the year ending on 30th June 1910.

No.	District or group.	Profit.			Loss.						Net profit (+) or loss (-).
		Interest earned.	Other items.	Total.	Interest paid and due.	Establishment and contingent charges paid and due.	Debts written off.	Interest written off.	Other items.	Total.	
1	2	3	4	5	6	7	8	9	10	11	12
FARIDPUR—contd.											
56	Dadpur Gramya Dharma Bhandar ...	Rs. 140 13 4	Rs. 1 9 6	Rs. 142 6 10	Rs. 59 14 9	Rs. 59 14 9	Rs. +82 9 1
57	Dangarpur ditto ...	278 13 9	4 0 0	282 13 9	79 1 11	4 14 0	83 15 11	+198 13 10
58	Paribatan Chaygaon ditto ...	119 1 3	4 1 6	123 2 9	54 4 7	54 4 7	+68 14 2
59	Hogulpattia ditto ...	83 11 6	3 1 6	86 13 0	42 14 5	0 4 0	42 2 5	+42 10 7
60	Chibogaon ditto ...	229 11 9	35 6 8	258 2 3	128 15 10	6 1 0	135 0 10	+123 1 6
61	Majhkandi Gramya Mahajani Bank...	577 5 8	2 0 0	579 5 8	201 7 7	11 7 0	212 14 7	+336 7 1
62	Brakmanpatty Gramya Dharma Bhandar.	64 0 9	0 6 6	64 7 7	33 5 7	35 5 7	+29 1 8
63	Baburchar Gramya Mahajani Sabha	185 0 0	11 0 0	196 0 0	95 10 2	95 10 2	+100 5 10
64	Char Thengamari Gramya Dharma Bhandar.	43 9 3	7 0 0	50 9 3	17 1 9	2 2 0	19 3 9	+31 5 6
65	Rajapur Gramya Dharma Bhandar ...	298 4 0	11 0 0	309 4 0	47 12 0	47 12 0	+261 8 0
66	Kolukathi ditto ...	73 2 8	11 0 0	84 2 8	29 6 10	29 6 10	+54 11 6
67	Dhoomkhara ditto ...	43 7 6	25 8 0	73 15 3	41 11 8	41 11 8	+32 8 10
68	Kanair ditto ...	112 12 3	20 0 0	132 12 3	36 3 2	1 3 0	37 6 2	+95 6 1
69	Kalai Sardarwarhar ditto ...	81 15 9	27 0 0	108 15 9	50 3 11	0 8 0	50 11 11	+58 3 10
70	Orakandi Gramya Mahajani Sabha...	16 8 9	21 0 0	37 8 9	3 14 6	4 12 0	8 10 6	+28 11 3
71	Jaduaudi ditto ...	27 14 2	7 0 0	34 14 2	7 4 2	3 4 0	10 8 2	+24 6 1
72	Bedgram Gramya Dharma Bhandar...	37 4 9	13 0 0	55 4 9	14 6 10	6 0 0	20 6 10	+34 13 11
73	Haridaspur ditto ...	67 11 9	8 8 0	66 3 9	15 3 9	15 3 9	+51 0 0
74	Kutubpur ditto ...	70 3 0	13 0 0	83 3 0	40 10 0	40 10 0	+43 9 0
75	Mulna Gramya Mahajani Sabha ...	95 8 2	25 0 0	120 8 2	55 8 9	55 8 9	+64 15 6
76	Bijhari Gramya Dharma Bhandar ...	31 9 2	8 0 0	39 9 2	25 9 0	25 9 0	+14 0 3
77	Mahmudpur ditto ...	53 2 0	13 0 0	66 2 0	29 10 2	0 8 0	29 12 2	+36 4 4
78	Suryamani ditto ...	59 6 0	20 0 0	49 6 0	39 9 4	39 9 4	+29 12 2
79	Kaulpur ditto ...	30 7 0	9 0 0	39 7 0	17 14 0	17 14 0	+21 9 0
80	Katukhali ditto ...	59 4 9	18 8 0	74 12 9	37 8 0	37 8 0	+37 4 9
81	Kantipur ditto ...	39 1 0	10 0 0	49 1 0	32 4 8	32 4 8	+16 12 4
82	Phashanchar ditto ...	48 7 0	12 8 0	60 15 0	29 8 2	29 8 2	+31 6 10
83	Kagdi ditto ...	53 1 0	15 8 0	67 9 0	31 10 10	31 10 10	+35 14 2
84	Chapatoli ditto ...	60 10 6	16 0 0	76 10 6	24 9 4	0 4 0	24 13 4	+41 13 2
85	Kulpaddi ditto ...	60 4 3	14 0 0	74 4 3	33 13 9	0 4 0	34 1 9	+40 2 6
86	Kuandaria ditto ...	64 2 0	12 8 0	66 10 0	30 9 7	0 2 0	30 12 7	+36 13 2
87	Nitokli ditto ...	41 11 6	11 8 0	53 2 6	24 10 2	24 10 2	+28 9 8
88	Ghatakhau ditto ...	23 7 0	8 8 0	29 15 0	21 9 4	21 0 4	+8 14 6
89	Sajanpur ditto ...	39 2 0	9 0 0	48 2 0	27 4 7	0 4 0	27 8 7	+20 9 5
90	Tarail Bazar Gramya Samiti ...	97 2 7	14 8 0	113 0 7	40 0 4	40 0 4	+73 0 3
91	Fakura ditto ...	26 12 3	14 8 0	41 4 3	33 14 0	33 14 0	+7 6 3
Total of Faridpur District ...		14,328 13 2	749 4 0	15,078 1 1	6,339 11 6	455 13 4	8 0 0	6,800 8 9	+8,277 2 2
CHITTAGONG.											
1	Kotabdia Gramya Dharma Bhandar...	315 6 0	16 7 0	331 13 0	102 2 6	23 15 0	131 2 6	+200 10 6
Total of Chittagong District ...		315 6 0	16 7 0	331 13 0	102 2 6	23 15 0	131 2 6	+200 10 6

TABLE II—contd.

Profit and Loss Account of Rural Co-operative Credit Societies for the year ending on 30th June 1910.

District or group.	Profit.			Loss.						Net profit (+) or loss (-).
	Interest earned.	Other Items.	Total.	Interest paid and due.	Establishment and contingent charges paid and due.	Debts written off.	Interest written off.	Other Items.	Total.	
2	3	4	5	6	7	8	9	10	11	12
	Rs. s. p.	Rs. s. p.	Rs. s. p.	Rs. s. p.	Rs. s. p.	Rs.	Rs.	Rs. s. p.	Rs. s. p.	Rs. s. p.
TIPPERA.										
Chandina Gramya Krishak Samiti ...	243 8 5	8 8 0	245 10 5	84 12 5	8 2 0	98 14 11	+ 152 11 6
Jaffrabad ditto ...	210 11 3	2 8 0	212 9 3	71 12 10	1 12 0	72 9 4	+ 139 9 11
Barkanta ditto ...	229 12 9	11 8 0	241 4 9	84 8 8	1 2 0	85 8 8	+ 155 12 6
Fagunda ditto ...	29 11 4	8 8 0	38 2 4	24 2 2	8 2 0	40 0 2	+ 2 2 11
Paschimangaon Gramya Mahajani Sabha	84 12 9	17 8 0	102 4 9	84 11 0	1 6 0	84 1 0	+ 46 2 2
Bedarpur ditto ...	80 15 8	15 8 0	102 7 8	87 2 8	87 4 8	+ 49 2 0
Batabaria ditto ...	94 4 9	21 0 0	115 4 9	62 8 0	61 8 0	+ 52 12 9
Ludhua ditto ...	78 7 5	13 8 0	91 15 5	52 1 4	52 1 4	+ 39 14 1
Khila ditto ...	32 2 6	12 0 0	51 2 6	23 7 0	23 7 0	+ 27 11 6
Hatimari ditto ...	41 12 2	10 8 0	58 2 2	24 0 8	24 0 8	+ 34 4 0
Duyaria ditto ...	87 10 8	7 0 0	44 10 8	22 11 4	22 11 4	+ 21 12 6
Mandra ditto ...	52 10 9	11 8 0	64 2 9	32 2 11	32 2 11	+ 30 14 10
Bholakut ditto ...	49 7 10	11 0 0	60 7 10	27 6 8	26 6 8	+ 34 1 2
Padua ditto ...	59 12 2	15 8 0	75 4 2	57 4 8	57 4 8	+ 17 12 7
Total of Tippera District ...	1,241 7 6	168 0 0	1,809 7 6	627 14 0	122 10 0	716 8 6	+ 792 28 0
CHITTAGONG HILL TRACTS.										
Naramukh Rural Co-operative Credit Society.	72 6 4	11 0 0	83 6 4	45 12 6	1 12 0	46 9 6	+ 34 12 10
Kaintiamukh Rural Co-operative Credit Society.	82 1 2	..	82 1 2	29 2 2	19 2 2	+ 32 14 11
Arachori Rural Co-operative Credit Society.	72 2 6	4 8 0	76 10 6	37 12 0	37 12 0	+ 39 12 6
Chandraghona Rural Co-operative Credit Society.	68 1 2	22 8 0	94 9 2	50 2 4	4 0 8	54 6 12	+ 40 8 6
Total of Chittagong Hill Tracts ...	242 11 2	44 0 0	296 11 2	152 12 1	5 12 8	179 12 7	126 14 7
DINAJPUR.										
Raiganj Rural Co-operative Credit Society.	269 5 0	8 0 0	274 5 0	112 2 9	2 1 8	121 4 2	+ 152 9 9
Total of Dinajpur District ...	269 5 0	8 0 0	274 5 0	112 2 9	2 2 6	121 4 2	+ 152 9 9
JALPAIGURI.										
Debiganj Gramya Dharma Bhandar...	161 12 9	0 8 0	162 4 9	77 1 0	5 12 0	72 0 6	+ 72 6 2
Total of Jalpaiguri District ...	161 12 9	0 8 0	162 4 9	77 1 0	5 12 0	72 0 6	+ 72 6 2
BANGPUR.										
Koya Gramya Dharma Bhandar ...	47 0 0	..	47 0 0	22 12 0	22 12 0	+ 14 0 0
Kakina Sadar Tarap ditto	12 8 0	12 8 0	2 2 6	2 2 6	+ 10 4 0
Rajibpur ditto ...	48 0 2	14 0 0	62 0 2	12 2 2	0 2 0	12 12 2	+ 67 8 0
Gabindapur ditto ...	48 7 2	11 2 2	51 12 2	8 1 2	0 1 0	8 2 2	+ 42 12 6
Total of Bangpur District ...	126 7 6	28 0 0	176 7 6	42 20 6	0 5 0	42 17 0	+ 72 10 0

TABLE II—contd.

Profit and Loss Account of Rural Co-operative Credit Societies, for the year ending on 30th June 1910.

No.	District or group.	Profit.			Loss.						Net profit (+) or loss(-).
		Interest earned.	Other items.	Total.	Interest paid and due.	Establishment and contingent charges paid and due.	Dobbs written off.	Interest written off.	Other items.	Total.	
1	2	3	4	5	6	7	8	9	10	11	12
		Rs. a. p.	Rs. a. p.	Rs. a. p.	Rs. a. p.	Rs. a. p.	Rs. a. p.	Rs. a. p.	Rs. a. p.	Rs. a. p.	Rs. a. p.
PABNA.											
1	Deonal Gramya Dharma Bhandar ...	123 4 2	19 6 3	141 10 5	73 15 3	13 5 3	...	0 8 9	...	86 10 3	+ 55 0 3
2	Dagmara ditto ...	941 15 1	67 8 0	1,009 7 1	558 11 0	71 11 9	5 0 0	1 7 9	...	630 6 9	+ 379 0 4
3	Boramara ditto ...	151 14 0	21 0 5	173 14 5	74 8 1	5 6 6	86 6 4	+ 88 8 1
4	Nalsola ditto ...	208 4 9	5 8 0	213 13 9	78 12 10	10 12 0	80 8 10	+ 134 3 11
5	Fengua ditto ...	236 4 5	5 8 0	241 13 5	121 8 1	5 4 6	126 13 7	+ 114 13 10
6	Ahmedpur ditto ...	208 11 8	6 3 4	214 15 0	127 13 4	2 4 3	130 1 7	+ 84 13 5
7	Itoppur ditto No. I ...	65 7 6	26 8 0	71 15 6	24 11 9	2 9 6	4 8 0	31 13 3	+ 40 2 3
8	Darlapur ditto No. I ...	95 4 3	12 8 0	107 12 3	55 9 9	2 10 3	59 4 0	+ 40 8 3
9	Ghurka ditto ...	103 9 9	23 0 0	126 9 9	32 2 0	32 2 0	+ 94 7 9
10	Darlapur ditto No. II... ..	82 9 0	11 0 0	93 9 0	49 10 11	5 1 6	54 12 5	+ 38 12 7
11	Kdrolpur ditto ...	50 10 9	13 15 8	73 10 5	37 7 2	7 9 6	45 0 8	+ 28 9 3
12	Burat ditto ...	24 1 0	13 10 2	47 11 2	26 7 3	3 15 6	30 6 9	+ 17 4 5
13	Roypur ditto ...	40 3 0	30 15 0	71 3 0	9 14 3	4 6 6	14 4 9	+ 56 13 3
14	Munmathapur ditto ...	11 10 9	23 8 0	34 3 9	5 3 4	4 7 0	9 10 4	+ 24 8 5
15	Boalia ditto ...	1 9 0	6 8 0	8 1 0	1 0 9	1 0 9	+ 7 0 3
	Total of Pabna District ...	2,343 7 1	285 10 10	2,629 1 11	1,277 7 9	138 8 0	5 0 0	1 18 6	4 8 0	1,427 5 3	+ 1,201 13 8
MALDA.											
1	Panchanandanur Co-operative Agricultural Bank.	174 5 3	0 1 0	174 6 3	51 7 0	19 7 9	70 14 0	+ 103 7 6
2	Fayyazabad Pathantali Gramya Atma Kisanan Bhandar.	...	8 0 0	8 0 0	+ 8 0 0
3	Moharajpur Atmaswa Binadan Bhandar.	43 4 6	13 5 0	56 9 6	25 0 0	5 6 3	30 6 3	+ 26 3 3
	Total of Malda District ...	217 9 9	21 6 0	238 15 9	76 7 0	24 14 0	101 5 0	+ 137 10 9
CACHAR.											
1	Masimpur Gramya Mahajani Sabha...	137 4 6	2 0 0	139 4 6	60 2 10	3 12 6	63 15 4	+ 75 5 2
	Total of Cachar District ...	137 4 6	2 0 0	139 4 6	60 2 10	3 12 6	63 15 4	+ 75 5 2
RYLWAT.											
1	Beljakh Gramya Dharma Bhandar ...	68 14 9	...	68 14 9	43 13 3	6 15 6	50 12 9	+ 18 2 0
2	Chhotalosh Gramya Mahajani Sabha.	99 11 6	...	99 11 6	63 14 1	2 9 2	66 7 4	+ 33 4 2
3	Charnao Gramya Mahajani Sabha ...	11 4 0	4 8 0	15 12 0	7 9 2	1 3 0	...	0 6 6	...	9 2 8	+ 6 9 6
4	Gurabhuin ditto ...	44 11 6	...	44 11 6	22 0 0	3 4 8	25 4 0	+ 19 7 6
5	Birthal ditto ...	58 4 1	0 4 0	58 8 1	30 13 11	4 10 0	35 7 11	+ 23 0 2
6	Durgapur ditto ...	238 8 0	0 8 0	231 0 0	95 11 2	4 12 0	100 7 2	+ 130 4 2
7	Baratoli ditto ...	217 1 8	1 0 0	219 1 8	63 12 8	63 12 8	+ 155 5 0
8	Lautirvati ditto ...	115 7 6	...	115 7 6	45 8 3	4 0 0	49 8 3	+ 65 11 3
9	Lutlabur Gramya Dharma Bhandar.	109 1 10	...	109 1 10	40 2 0	3 0 0	43 2 0	+ 66 11 2
10	Lutlabur Gramya Mahajani Sabha No. I.	117 14 9	2 8 0	123 4 9	44 14 6	1 4 6	43 3 0	+ 79 3 2

TABLE II—*contd.*

Profit and Loss Account of Rural Co-operative Credit Societies for the year ending on 30th June 1910.

District or group.	Profit.			Loss.							Net profit (+) or loss (-).
	Interest earned.	Other items.	Total.	Interest paid and due.	Provision and contingent charges paid and due.	Debts written off.	Interest written off.	Other items.	Total.		
2	3	4	5	6	7	8	9	10	11	12	
	Rs. s. p.	Rs. s. p.	Rs. s. p.	Rs. s. p.	Rs. s. p.	Rs. s. p.	Rs. s. p.	Rs. s. p.	Rs. s. p.	Rs. s. p.	
SYLHET—<i>contd.</i>											
Dyampur Gramya Mahajani Sabha ... No. II.	150 4 1	5 8 0	161 12 1	73 8 9	1 11 0	75 8 9	+ 84 8 0	
Tulsi Gramya Dharma Bhandar ...	100 10 0	..	100 10 0	30 12 0	0 9 8	37 8 0	+ 63 8 0	
Dalairchar ditto ...	107 12 4	1 0 0	108 12 4	48 12 7	2 12 0	52 10 7	+ 56 8 0	
Matiyura ditto ...	123 4 0	..	123 4 0	35 8 0	2 7 2	37 12 2	+ 85 8 10	
Nannagar ditto ...	104 14 2	1 2 0	106 8 2	41 2 0	1 0 0	42 2 0	+ 64 8 0	
Bengram ditto ...	117 7 0	..	117 7 0	48 4 0	2 2 0	51 7 0	+ 66 0 0	
Hemgram ditto ...	323 14 2	4 0 0	323 14 2	110 12 11	7 0 0	117 12 11	+ 210 2 4	
Bahapur Gramya Mahajani Sabha ...	141 14 0	..	141 14 0	40 10 0	4 12 8	45 0 8	+ 96 7 0	
Kechua ditto ...	119 8 2	1 0 0	120 8 2	21 4 0	2 14 0	24 2 0	+ 96 6 2	
Nayamati ditto ...	144 5 0	1 0 0	145 5 0	37 8 0	2 2 0	40 11 0	+ 104 9 0	
Khalurmati ditto ...	138 5 6	..	138 5 6	35 14 0	1 9 2	37 7 7	+ 100 12 11	
Digar Nayamati ditto ...	75 14 0	2 0 0	78 14 0	21 5 8	21 5 8	+ 57 8 6	
Daknail ditto ...	125 0 0	2 2 0	126 8 0	23 12 8	23 12 8	+ 102 10 0	
Bourbhag ditto ...	95 9 2	2 2 0	99 1 2	28 4 2	1 2 0	29 0 8	+ 69 10 0	
Hvanagar ditto ...	107 12 10	1 0 0	108 12 10	37 7 10	2 2 0	40 10 10	+ 68 8 0	
Karutail ditto No. I	156 4 0	2 0 0	158 4 0	42 2 4	1 0 0	43 2 4	+ 114 11 0	
Dharmapur ditto ...	138 10 9	..	138 10 9	28 11 8	2 1 0	30 2 8	+ 107 16 2	
Thingabari Gramya Dharma Bhandar	133 1 10	0 0 0	133 1 10	43 14 4	43 14 4	+ 89 2 0	
Junirgram ditto ...	80 2 4	2 2 0	82 11 4	25 12 6	5 10 0	31 7 0	+ 50 8 4	
Jafnaut ditto ...	107 14 2	12 0 0	209 14 2	89 1 0	89 1 0	+ 120 17 0	
Purnanagar ditto ...	108 12 2	2 0 0	110 12 2	22 2 2	2 2 0	24 4 2	+ 85 8 0	
Diagole ditto ...	162 14 0	17 0 0	179 14 0	51 8 0	2 0 0	53 8 0	+ 126 0 0	
Koakbel ditto ...	22 8 0	10 0 0	32 8 0	22 11 2	4 11 0	26 12 2	+ 59 12 0	
Kokarkhal ditto ...	104 14 10	12 0 0	117 14 10	41 14 10	41 14 10	+ 76 0 0	
Choknagole ditto ...	122 11 6	14 0 0	123 11 6	47 2 2	9 8 0	47 11 0	+ 76 0 0	
Joagpur ditto ...	99 8 11	12 2 0	112 14 11	22 2 2	2 0 0	24 2 2	+ 88 12 0	
Salarchak ditto ...	46 2 4	7 2 0	54 0 4	19 7 0	8 12 0	27 8 0	+ 26 12 0	
Latramati ditto ...	24 0 0	0 2 0	24 2 0	2 0 0	2 2 0	4 2 0	+ 19 12 0	
Landiral ditto ...	23 11 6	6 2 0	20 2 6	7 2 6	7 2 6	+ 12 0 0	
Total of Sylhet District ...	4,226 14 11	161 4 0	4,267 2 11	1,287 11 0	110 20 0	..	0 6 6	..	1,768 12 0	+ 2,498 0 0	
KHASI AND JAINTIA HILLS.											
Imlynska Rural Co-operative Credit Society.	12 2 6	2 0 0	27 11 6	2 14 7	2 0 0	10 14 7	+ 16 12 11	
Total of Khasi and Jaintia Hills ...	12 2 6	2 0 0	27 11 6	2 14 7	2 0 0	10 14 7	+ 16 12 11	
GOALPADA.											
Gauripur Gramya Dharma Bhandar	24 12 2	..	24 12 2	24 12 2	24 12 2	..	
Gauripur Co-operative Union	82 11 0	406 9 2	406 4 11	46 11 0	22 10 0	75 0 0	+ 371 12 0	
Piamari Gramya Dharma Bhandar	9 10 0	..	9 10 0	9 10 0	9 10 0	..	
Madhusulmari ditto	5 0 0	..	5 0 0	5 0 0	5 0 0	..	
Geramari ditto	12 4 0	6 2 0	17 12 0	12 4 0	6 0 0	17 12 0	..	
Old Gauripur ditto	108 10 11	2 0 0	111 10 11	22 12 2	12 0 0	6 2 1 2	44 0 7	- 2 12 11 0	
Total of Goalpara District ...	277 2 2	412 2 0	689 2 7	123 4 2	42 0 0	6 4 2 2	277 12 20	+ 412 0 0	

TABLE II—contd.

Profit and Loss Account of Rural Co-operative Credit Societies for the year ending on 30th June 1910.

No.	District or group.	Profit.			Loss.						Net profit (+) or loss (-).
		Interest earned.	Other items.	Total.	Interest paid and due.	Establishment and contingent charges paid and due.	Debts written off.	Interest written off.	Other items.	Total.	
1	2	3	4	5	6	7	8	9	10	11	12
		Rs. s. p.	Rs. s. p.	Rs. s. p.	Rs. s. p.	Rs. s. p.	Rs. s. p.	Rs. s. p.	Rs. s. p.	Rs. s. p.	Rs. s. p.
KAMRUP.											
1	Interhat Co-operative Credit Society.	165 5 11	11 8 0	176 13 11	48 8 2	15 13 0	64 5 11	+112 8 0
2	Nalita Co-operative Credit Society	132 11 3	48 0 0	178 11 3	59 12 0	8 9 6	69 5 6	+110 5 9
3	M. a. Gaolla Bank ...	168 6 5	3 8 0	189 14 5	72 7 10	3 6 3	75 14 1	+ 94 0 4
4	Nalbari ditto ...	310 5 0	5 3 0	310 10 9	141 0 0	54 5 6	195 5 6	+115 5 3
5	K. markuchi ditto ...	428 5 8	4 0 0	430 5 8	124 10 8	38 10 9	163 5 5	+267 0 3
6	P. lasbari ditto ...	69 1 6	19 0 0	88 7 6	33 3 3	19 0 6	52 3 9	+ 36 3 9
7	Majlegaon ditto ...	14 14 4	0 0 0	23 14 4	5 5 10	5 5 10	+ 18 8 8
8	Kochpara ditto ...	152 2 2	19 0 0	171 2 2	52 1 4	15 8 6	67 9 10	+103 8 4
9	Deona-Sesamukh ditto ...	17 11 2	19 0 0	37 3 2	7 3 8	7 3 8	+ 26 15 6
10	Nasmiti ditto ...	8 12 0	5 0 0	8 12 6	1 0 8	1 0 8	+ 7 11 10
11	Deokuchi ditto ...	4 3 0	6 0 0	10 8 0	1 0 6	1 0 6	+ 9 2 4
	Total of Kamrup District ...	1,462 15 5	143 3 3	1,606 9 8	546 6 1	155 6 9	701 12 10	+ 904 8 10
NOWGONG.											
1	Damal Gaolla Bank ...	125 6 5	...	125 6 5	38 0 4	4 6 3	42 12 7	+ 83 9 10
2	Jakhbanda Satra Co-operative Credit Society.	153 10 10	...	153 10 10	63 13 6	43 13 8	107 11 2	+ 45 15 8
3	N. ch. niyara Satra Co-operative Credit Society.	178 1 11	9 0 0	187 1 11	69 9 4	41 6 6	110 15 10	+ 76 2 1
4	Barnaula Co-operative Credit Society.	232 3 10	1 12 0	233 15 0	86 12 3	28 0 0	10 4 5	125 0 8	+153 15 3
5	K. chadhara Co-operative Credit Society.	99 13 10	2 0 0	101 13 10	30 8 9	30 8 9	+ 71 5 1
	Total of Nowgong District ...	637 4 10	12 12 0	652 0 10	269 2 2	117 10 5	10 4 5	417 1 0	+434 15 10
SIBSAGAR.											
1	Rajahauli Gaolla Bank ...	312 12 0	23 2 9	335 15 9	119 5 1	124 11 0	244 0 1	+121 15 8
2	Charigaon ditto ...	140 10 3	2 8 0	140 2 3	83 5 4	41 14 5	125 2 9	+ 23 14 6
3	Kowapur Rural Co-operative Credit Society.	962 3 4	22 8 0	1,004 11 4	602 9 3	331 13 0	934 8 3	+ 70 3 1
4	Simalaguri Laglagi Karbarkari Dharolia Sabha.	223 14 10	21 6 0	245 4 10	51 12 1	67 12 9	119 8 10	+123 12 0
5	Charinabotigaon Rural Co-operative Credit Society.	493 0 6	25 0 0	518 0 6	199 14 0	160 15 8	360 13 8	+157 2 3
6	Jani Rural Co-operative Credit Society.	216 13 10	10 1 0	226 14 10	59 2 9	73 15 3	133 2 0	+ 63 12 10
7	Doplar Rural Co-operative Credit Society.	232 12 10	45 0 0	277 12 10	51 11 5	30 0 0	87 11 5	+190 1 5
8	Nakabari Rural Co-operative Credit Society.	200 4 0	6 5 0	206 9 0	80 2 10	84 2 9	170 11 7	+125 13 3
9	Debari Rural Co-operative Credit Society.	234 6 10	0 6 0	234 16 10	78 1 7	89 0 0	137 1 7	+147 13 3
10	Narica Laglagi Karbarkari Dharolia Sabha.	147 2 10	31 0 0	178 8 10	42 0 3	37 12 0	23 5 4	103 2 0	+ 75 6 10
11	Kha. khilla Ameni Laglagi Karbarkari Dharolia Sabha.	216 12 8	7 8 0	254 7 8	59 6 8	59 6 8	+194 1 0
12	Talbar Laglagi Karbarkari Dharolia Sabha.	123 12 9	11 1 6	134 14 2	24 2 3	33 3 3	6 5 6	+ 71 8 1

TABLE II—*concl'd.*

Profit and Loss Account of Rural Co-operative Credit Societies for the year ending on 30th June 1910.

District or group.	Profit.			Loss.						Net profit (+) or loss (-).
	Interest earned.	Other items.	Total.	Interest paid and due.	Establishment and contingent charges paid and due.	Loans written off.	Interest written off.	Other items.	Total.	
2	3	4	5	6	7	8	9	10	11	12
	Rs. a. p.	Rs. a. p.	Rs. a. p.	Rs. a. p.	Rs. a. p.	Rs. a. p.	Rs. a. p.	Rs. a. p.	Rs. a. p.	Rs. a. p.
SIBSAGAR—concl'd										
3 Khongia Gaolia Bank ...	292 13 0	4 8 0	297 1 0	52 9 0	87 8 0	—	—	—	140 7 0	+ 87 3 4
4 Bonnon Laglagi Karbarkari Dharedia Sabha.	178 8 0	22 4 6	201 2 6	47 14 6	28 1 6	—	—	—	75 16 2	+ 123 13 0
5 Thengal Laglagi Karbarkari Dharedia Sabha.	54 6 4	8 2 0	62 8 4	27 11 0	22 12 0	—	—	—	49 13 0	+ 6 3 4
6 Moteka Laglagi Karbarkari Dharedia Sabha.	174 10 1	17 4 6	191 14 7	41 6 6	26 12 6	—	—	—	67 19 2	+ 124 14 7
7 Lahing Chaharia Dhan Dharedia Sabha.	155 11 4	12 0 0	167 11 4	48 5 0	51 2 6	—	—	—	99 7 6	+ 70 3 10
8 Ghiladhari Laglagi Karbarkari Dharedia Chahoria Sabha.	60 4 11	20 2 6	80 7 5	23 4 9	25 10 9	—	—	—	48 15 8	+ 32 7 11
9 Dakshin Hangara Dhan Dharedia Chaharia Sabha.	58 12 10	24 1 6	82 14 4	26 6 2	28 12 2	—	—	—	54 18 4	+ 28 11 10
0 Ballighat-Laglagi Dharedia Chaharia Sabha.	—	9 8 0	9 8 0	—	—	—	—	—	—	+ 9 8 0
<i>Total of Sibsaagar District</i> ...	<i>4,612 6 7</i>	<i>219 0 2</i>	<i>4,831 6 10</i>	<i>2,724 2 7</i>	<i>2,348 6 2</i>	—	—	<i>25 2 6</i>	<i>3,073 13 1</i>	<i>+ 1,758 7 9</i>
LAKRIMPUR.										
1 Dinjoy Chahua Gaolia Bank ...	170 12 6	12 12 0	182 9 6	54 2 7	94 2 0	—	—	—	148 10 7	+ 1 16 11
2 Lahool Co-operative Credit Society ...	102 15 1	11 8 9	114 7 1	29 4 11	28 6 10	—	—	—	57 11 0	+ 56 11 4
3 Ghorbandi ditto ...	486 6 8	30 7 6	517 14 2	100 14 0	117 6 2	—	—	—	217 16 2	+ 299 18 11
4 Rangagora-Tinsukia ditto ...	621 12 2	26 11 9	648 2 11	241 7 5	50 5 2	—	—	—	291 12 7	+ 356 11 10
<i>Total of Lakrampur District</i> ...	<i>1,229 0 6</i>	<i>108 7 2</i>	<i>1,337 7 8</i>	<i>425 2 11</i>	<i>300 14 2</i>	—	—	—	<i>577 1 0</i>	<i>+ 760 6 0</i>
<i>Total of the Province</i> ...	<i>68,572 2 7</i>	<i>2,956 2 0</i>	<i>71,528 4 7</i>	<i>20,179 11 10</i>	<i>2,527 2 6</i>	<i>10 0 0</i>	<i>12 5 4</i>	<i>446 10 11</i>	<i>21,672 12 7</i>	<i>+ 50,856 7 0</i>

TABLE II—*concl'd.*

Profit and Loss Account of Rural Co-operative Credit Societies for the year ending on 30th June 1910.

District or group.	Profit.			Loss.						Net profit (+) or loss (-).
	Interest earned.	Other items.	Total.	Interest paid and due.	Establishment and contingent charges paid and due.	Debts written off.	Interest written off.	Other items.	Total.	
2	3	4	5	6	7	8	9	10	11	12
	Rs. a. p.	Rs. a. p.	Rs. a. p.	Rs. a. p.	Rs. a. p.	Rs. a. p.	Rs. a. p.	Rs. a. p.	Rs. a. p.	Rs. a. p.
SIBSAGAR—concl'd										
3 Khongia Gaolia Bank ...	292 13 0	4 8 0	297 1 0	52 9 0	87 8 0	—	—	—	140 7 0	+ 87 3 4
4 Bonnon Laglagi Karbarkari Dharedia Sabha.	178 8 0	22 4 6	201 2 6	47 14 6	28 1 6	—	—	—	75 16 2	+ 123 13 0
5 Thengal Laglagi Karbarkari Dharedia Sabha.	54 6 4	8 2 0	62 8 4	27 11 0	22 12 0	—	—	—	49 13 0	+ 6 3 4
6 Moteka Laglagi Karbarkari Dharedia Sabha.	174 10 1	17 4 6	191 14 7	41 6 6	26 12 6	—	—	—	67 19 2	+ 124 14 7
7 Lahing Chaharia Dhan Dharedia Sabha.	155 11 4	12 0 0	167 11 4	48 5 0	51 2 6	—	—	—	99 7 6	+ 70 3 10
8 Ghiladhari Laglagi Karbarkari Dharedia Chahoria Sabha.	60 4 11	20 2 6	80 7 5	23 4 9	25 10 9	—	—	—	48 15 8	+ 32 7 11
9 Dakshin Hangara Dhan Dharedia Chaharia Sabha.	58 12 10	24 1 6	82 14 4	26 6 2	28 12 2	—	—	—	54 18 4	+ 28 11 10
0 Ballighat-Laglagi Dharedia Chaharia Sabha.	—	9 8 0	9 8 0	—	—	—	—	—	—	+ 9 8 0
<i>Total of Sibsaagar District</i> ...	<i>4,612 6 7</i>	<i>219 0 2</i>	<i>4,831 6 10</i>	<i>2,724 2 7</i>	<i>2,348 6 2</i>	—	—	<i>25 2 6</i>	<i>5,003 13 1</i>	<i>+ 1,828 7 9</i>
LAKRIMPUR.										
1 Dinjoy Chahua Gaolia Bank ...	170 12 6	12 12 0	182 14 6	54 2 7	94 2 0	—	—	—	148 4 7	+ 134 11
2 Lahool Co-operative Credit Society ...	102 15 1	11 8 9	114 4 1	29 4 11	28 6 10	—	—	—	57 11 1	+ 57 11 4
3 Ghorbandi ditto ...	486 6 8	30 7 6	517 4 4	100 14 0	117 6 2	—	—	—	217 20 2	+ 300 14 11
4 Rangagora-Tinsukia ditto ...	621 12 2	26 11 9	648 2 11	241 7 5	50 5 2	—	—	—	291 12 7	+ 357 10 10
<i>Total of Lakrampur District</i> ...	<i>1,280 0 6</i>	<i>108 7 2</i>	<i>1,388 7 8</i>	<i>425 2 11</i>	<i>300 14 2</i>	—	—	—	<i>457 1 8</i>	<i>+ 931 6 0</i>
<i>Total of the Province</i> ...	<i>68,572 2 7</i>	<i>2,956 2 0</i>	<i>71,528 4 7</i>	<i>20,179 11 10</i>	<i>2,527 2 6</i>	<i>10 0 0</i>	<i>12 5 4</i>	<i>446 10 11</i>	<i>21,672 18 7</i>	<i>+ 50,856 7 0</i>

BALANCE SHEET OF RURAL SOCIETIES.

Balance Sheet of Rural Co-operative Credit

No.	Name of Society.	Present value of investments.	Assets.									Loans from non-members.	Loans from other societies.	Interest due on loans in columns 10 and 11.
			Cash in hand and bank.	Loans due by members.	Loans due by other societies.	Interest due on columns 4 and 5.	Value of stock in hand.	Other items.	Total assets.					
1	2	3	4	5	6	7	8	9	10	11	12	13		
		Rs. s. p.	Rs. s. p.	Rs. s. p.	Rs. s. p.	Rs. s. p.	Rs.	Rs.	Rs. s. p.	Rs. s. p.	Rs. s. p.	Rs. s. p.		
DACCA DISTRICT.														
1	Gandhall Gramya Dharma Bhandar No. I.	...	1 12 6	319 8 0	...	14 6 3	235 10 9		
2	Bal Teeta Gramya Dharma Bhandar.	...	0 8 8	449 0 0	28 0 0	16 14 6	409 7 2	200 0 0	...	44 0 0		
3	Maldinagar Gramya Dharma Bhandar.	...	18 12 11	2,135 14 0	...	274 7 3	2,428 15 2	30 0 0	1,550 0 0	143 10 8		
4	Gandhall Gramya Dharma Bhandar No. II.	...	1 11 9	989 0 0	...	34 5 2	418 1 0		
5	Gandhall Gramya Dharma Bhandar No. III.	...	0 4 0	323 0 0	...	33 13 9	356 1 9		
6	Talag Sadulla Gramya Dharma Bhandar.	...	3 7 2	338 0 0	...	55 2 0	386 9 2		
7	Ramkantapur Gramya Dharma Bhandar.	...	68 2 2	2,279 0 0	...	433 4 0	2,780 7 2	12 0 0	1,460 0 0	131 12 0		
8	Jamduwa Gramya Dharma Bhandar.	...	0 4 0	221 0 0	...	13 15 9	226 2 9		
9	Bachamara Gramya Dharma Bhandar No. I.	88 0 0	1 5 9	1,741 0 0	...	195 12 2	1,976 5 0	...	1,400 0 0	123 8 8		
10	Barihamaikandi Gramya Dharma Bhandar.	...	107 12 9	1,033 8 0	...	165 12 6	1,508 4 2	...	1,168 0 0	90 7 0		
11	Bachamara Gramya Dharma Bhandar No. II.	...	7 11 0	1,868 12 0	...	219 14 2	2,098 5 2	...	1,452 0 0	129 5 6		
12	Ukiera Gramya Dharma Bhandar.	...	68 8 0	224 8 0	...	3 9 2	329 9 2	300 0 0	...	3 2 0		
13	Bamnagar Islamic Bank	...	58 12 9	2,908 0 0	...	106 9 0	2,051 8 9	...	2,200 0 0	48 12 8		
14	Pirjorkandi Moslem Bank	...	0 12 8	652 0 0	...	26 10 0	661 6 6	...	400 0 0	12 5 0		
15	Chanderkandi ditto	...	0 8 9	410 0 0	...	20 0 0	436 9 0	...	300 0 0	9 6 0		
16	Kangalla ditto	...	19 14 6	723 0 0	...	30 8 9	778 7 2	...	450 0 0	14 1 9		
17	Karalpur ditto	...	5 8 6	423 0 0	...	19 0 9	447 1 2	...	250 0 0	7 12 0		
18	Jalalabad ditto	...	0 8 0	427 0 0	...	15 10 6	446 2 6	...	200 0 0	6 4 0		
19	Daulatkhankandi ditto	...	9 3 0	700 0 0	...	27 0 6	736 5 6	...	450 0 0	14 1 0		
20	Muchhapur ditto	...	15 4 0	869 0 0	...	40 12 6	925 1 6	...	600 0 0	12 12 0		
21	Joynagar ditto	...	1 6 0	596 0 0	...	23 15 9	615 5 9	...	350 0 0	10 12 0		
22	Shalabad Nayspara Moslem Bank.	...	9 8 0	265 1 9	...	6 4 9	273 14 6	...	200 0 0	4 2 8		
23	Bhater Char Moslem Bank	...	0 1 9	310 0 0	...	10 10 0	320 11 9	...	250 0 0	5 2 2		
24	Ebrahimpur ditto	...	10 14 6	563 0 0	...	17 12 0	696 10 6	...	400 0 0	8 5 4		
25	Peerpur ditto	...	1 5 0	297 0 0	...	9 2 2	307 8 2	...	200 0 0	4 2 2		
26	Gokulnagar ditto	...	1 14 9	201 0 0	...	9 1 6	302 0 2	...	200 0 0	4 2 2		
27	Jongua ditto	...	12 5 8	304 0 0	...	12 5 0	421 10 6	...	300 0 0	6 4 0		
28	Nilokhya ditto	...	1 1 6	560 0 0	...	17 2 0	578 9 6	...	400 0 0	8 5 4		
29	Batibanda ditto	...	11 8 0	165 0 0	...	3 12 0	180 4 0	...	100 0 0	2 1 4		
30	Hoglakandi ditto	...	0 9 0	265 0 0	...	7 5 6	272 14 6	...	200 0 0	4 2 2		
31	Jahangirnagar Moslem Bank	...	8 12 9	275 0 0	...	11 11 6	306 11 2	...	250 0 0	5 2 2		
32	Bachampur ditto	...	0 6 6	357 0 0	...	12 2 6	399 9 0	...	200 0 0	6 4 0		
33	Muchhapur Gramya Dharma Bhandar.	...	250 10 9	290 10 9	21 0 0		
Total of Dacca District		88 0 0	728 8 1	23,327 2 9	26 0 0	1,897 2 9	23,517 0 7	672 0 0	15,096 0 0	566 8 11		

Liabilities on the 30th June 1910.

Liabilities.														Total Excess.	Profit (+) or loss (-).	Remarks.
Loans from Government.	Interest due to Government.	Total of columns 10 to 14.	Share capital.	Deposits by members.	Interest due on members' deposits.	Dividends due to members.	Total due to members (columns 16 to 19).	Establishment and contingent charges due.	Other items.	Reserve fund.	Total Excess.	Profit (+) or loss (-).	Remarks.			
14	15	16	17	18	19	20	21	22	23	24	25	26	27			
Rs. a. p.	Rs. a. p.	Rs. a. p.	Rs. a. p.	Rs. a. p.	Rs. a. p.	Rs.	Rs. a. p.	Rs.	Rs.	Rs. a. p.	Rs. a. p.	Rs. a. p.	Rs. a. p.			
50 0 0	..	50 0 0	105 9 0	216 9 0	+ 19 1 9				
135 0 0	8 7 6	382 7 6	74 13 11	457 8 8	+ 24 1 9				
158 0 0	8 7 6	1,662 2 0	..	180 0 0	9 8 0	..	159 8 0	229 1 7	2,250 9 7	+ 178 8 7				
180 0 0	8 7 6	183 7 6	101 12 0	245 4 6	+ 72 12 6				
180 0 0	8 7 6	183 7 6	99 11 8	233 9 2	+ 72 14 7				
145 0 0	2 13 8	147 13 8	170 8 6	318 8 9	+ 68 8 6				
515 0 0	5 12 6	1,024 9 6	..	220 0 0	20 8 0	..	240 8 0	307 8 9	2,571 12 2	+ 228 10 6				
190 0 0	8 8 0	188 8 0	68 1 6	246 8 6	+ 48 12 2				
100 0 0	..	1,689 8 6	..	109 0 0	6 13 6	..	115 13 6	87 9 2	1,243 9 9	+ 123 9 2				
..	..	1,253 7 0	29 15 6	1,268 9 9	+ 19 12 9				
150 0 0	..	1,731 5 4	..	150 0 0	9 8 0	..	159 8 0	40 10 10	1,931 8 2	+ 164 12 1				
..	..	308 2 0	10 8 0	312 10 0	+ 6 12 2				
800 0 0	..	2,548 15 6	..	420 0 0	6 8 0	..	426 8 0	2,973 8 6	+ 76 8 2				
100 0 0	..	512 8 0	..	125 0 0	1 12 6	..	126 11 6	638 8 6	+ 22 8 6				
50 0 0	..	359 6 0	..	60 0 0	0 15 0	..	60 15 0	650 8 6	+ 14 6 0				
100 0 0	..	564 1 0	..	120 0 0	8 1 2	..	128 1 2	727 8 2	+ 26 8 1				
50 0 0	..	307 12 0	..	120 0 0	1 12 11	..	121 11 11	629 8 11	+ 17 8 6				
100 0 0	..	306 4 0	..	120 0 0	1 12 2	..	121 12 2	628 1 2	+ 16 1 6				
100 0 0	..	304 1 0	..	120 0 0	2 5 8	..	122 5 8	718 8 8	+ 18 12 8				
100 0 0	..	718 12 0	..	170 0 0	2 8 4	..	172 8 4	891 8 6	+ 23 12 2				
100 0 0	..	480 12 0	..	125 0 0	2 1 2	..	127 1 2	868 8 0	+ 17 8 0				
..	..	204 2 8	..	60 0 0	0 10 8	..	60 10 8	264 12 8	+ 8 1 10				
..	..	255 2 2	..	22 0 0	0 9 2	..	22 9 2	210 11 10	+ 8 12 11				
..	..	608 5 4	..	165 0 0	1 8 2	..	166 8 2	876 12 6	+ 21 12 6				
..	..	204 2 2	..	98 0 0	0 7 6	..	98 7 6	264 10 2	+ 12 14 1				
..	..	304 2 2	..	85 0 0	0 14 2	..	85 14 2	290 8 10	+ 11 12 8				
..	..	308 4 0	..	100 0 0	1 8 8	..	101 8 8	677 4 8	+ 14 8 10				
..	..	408 5 4	..	120 0 0	1 7 6	..	121 7 6	680 12 0	+ 12 12 10				
..	..	102 1 4	..	70 0 0	0 7 10	..	70 7 10	172 7 2	+ 7 12 10				
..	..	204 2 2	..	88 0 0	0 5 8	..	88 5 8	264 7 8	+ 8 8 8				
..	..	225 2 2	..	125 0 0	0 10 2	..	125 10 2	290 12 1	+ 14 12 2				
..	..	305 4 0	..	80 0 0	0 8 2	..	80 8 2	265 10 8	+ 12 16 4				
..	..	51 9 8	..	225 0 0	225 0 0	296 9 8	+ 14 10 8				
870 0 0	28 12 9	12,121 8 8	..	2,404 0 0	78 9 2	..	2,482 9 2	1,294 10 6	24,206 9 8	+ 1,420 7 8				

TABLE
Balance Sheet of Rural Co-operative Credit

No.	Name of Society.	Present value of investments.	Assets.							Loans from non-members.	Loans from other societies.	Interest due on loans in columns 10 and 11.
			Cash in hand and bank.	Loans due by members.	Loans due by other societies.	Interest due on columns 4 and 5.	Value of stock in hand.	Other items.	Total assets.			
1	2	3	4	5	6	7	8	9	10	11	12	13
		Rs. a. p.	Rs. a. p.	Rs. a. p.	Rs. s. p.	Rs. a. p.	Rs.	Rs.	Rs. a. p.	Rs. a. p.	Rs. a. p.	Rs. a. p.
MYMENSINGH DISTRICT.												
1	Gumerchar Gramya Mahajani Sabha.	66 7 3	2 2 2	1,054 2 0	...	147 0 0	1,208 11 6
2	Madanerchar Gramya Mahajani Sabha.	147 8 6	53 5 9	2,584 4 9	...	758 6 5	4,543 9 5
3	Madanerchar Gramya Mahajani Sabha No. I.	236 15 9	0 9 9	4,736 3 0	...	1,566 6 0	6,590 2 6
4	Falkapur Gramya Mahajani Sabha.	232 11 9	4 7 8	2,580 15 0	...	1,008 1 5	5,126 3 8
5	Gobindanagar Gramya Mahajani Sabha.	103 2 0	39 10 2	1,576 0 0	...	274 7 9	1,992 2 11
6	Kamalerhari Gramya Mahajani Sabha.	166 2 3	44 15 0	2,027 6 0	...	869 6 9	2,207 14 0
7	Madanerchar Gramya Mahajani Sabha No. II.	103 15 0	0 15 0	2,023 1 0	...	1,152 3 11	5,270 3 11
8	Bahadurabad Sardarpura Gramya Mahajani Sabha No. I.	207 2 2	4 0 7	2,231 14 0	...	321 5 2	2,824 7 0
9	Bahadurabad Gramya Mahajani Sabha No. II.	208 2 2	49 10 9	2,950 12 0	...	445 13 8	3,693 7 9
10	Natorkanda Gramya Mahajani Sabha.	118 11 6	19 12 2	900 4 0	...	155 7 6	1,254 3 3
11	Pananerchar Gramya Mahajani Sabha No. I.	132 15 5	2 4 8	1,443 4 0	...	195 2 9	1,774 10 10
12	Dakshiganj Gramya Mahajani Sabha.	66 2 9	0 2 2	1,877 6 9	...	308 12 9	2,272 9 6
13	Sardarpura Gramya Mahajani Sabha No. I.	121 11 6	0 12 9	2,802 10 0	...	425 11 0	2,157 14 3
14	Dunwarchar Gramya Mahajani Sabha, No. I.	122 4 2	0 10 9	2,810 9 0	...	276 9 3	2,992 1 2
15	Dunwarchar Gramya Mahajani Sabha, No. II.	173 10 9	9 0 6	2,833 2 0	...	1,325 2 6	5,340 16 9
16	Khetarchar Gramya Mahajani Sabha.	196 9 3	2 1 2	4,202 12 0	...	723 14 2	5,125 5 2
17	Janakipur Gramya Mahajani Sabha No. I.	218 5 6	2 1 2	2,598 7 0	...	387 11 0	3,297 8 9
18	Janakipur Gramya Mahajani Sabha No. II.	156 2 2	1 9 9	2,320 2 0	...	693 7 9	4,166 3 9
19	Airmari Gramya Mahajani Sabha.	105 15 5	0 2 0	4,394 10 0	...	634 9 0	5,065 4 9	750 0 0	200 0 0	74 5
20	Jokhill (Gramya) Dharma Bhandar.	229 4 9	0 1 6	6,472 11 6	...	1,009 6 9	7,720 3 6	...	2,416 1 4	142 13
21	Suknesari Gramya Dharma Bhandar.	126 9 0	2 5 0	3,098 0 0	...	1,234 5 10	3,351 2 10	...	6,712 0 0	533 1
22	Kainapur Gramya Mahajani Sabha.	65 5 6	11 1 6	1,122 7 0	...	108 2 2	1,333 6 2	...	1,126 0 0	52 15
23	Pachhimari Gramya Mahajani Sabha.	23 0 9	123 0 0	2,576 2 6	...	144 15 4	2,877 2 7	...	2,622 1 8	87 7 1
24	Pachalla Gramya Dharma Bhandar.	42 10 2	...	1,430 4 0	...	90 5 0	1,564 6 2	...	1,450 0 0	40 6
25	Char Bhahar (Gramya) Dharma Bhandar.	2,200 2 7	...	222 5 9	2,531 8 4	...	875 0 0	31 5
26	Banarchar Gramya Dharma Bhandar No. II.	62 15 5	1 3 0	2,169 10 0	...	279 15 0	2,513 11 6	...	675 0 0	29 5
27	Bahadurabad Sardarpura Gramya Dharma Bhandar.	116 9 7	29 12 4	4,181 4 0	...	229 12 9	4,907 7 2	...	1,750 0 0	164 1
28	Derubli Gramya Dharma Bhandar.	...	24 6 0	2,716 7 2	...	612 2 9	4,369 2 2	...	2,000 0 0	100 5
29	Kakanda Gramya Dharma Bhandar.	...	5 9 9	2,215 5 9	...	472 7 9	2,633 7 2	...	875 0 0	53 5
30	Talabanda Gramya Dharma Bhandar.	64 9 4	0 10 2	2,221 0 0	...	462 1 2	2,754 5 0	...	1,813 8 0	118 5

III—contd.

Societies on the 30th June 1910.

Liabilities.													
Loans from Government.	Interest due to Government.	Total of columns 10 to 14.	Share capital.	Deposits by members.	Interest due on member's deposits.	Liabilities due to members.	Total due to members (columns 10 to 17).	Establishment and contingent charges due.	Other items.	Reserve fund.	Total liabilities.	Excess (+) or Deficit (-).	
14	15	16	17	18	19	20	21	22	23	24	25	26	27
Rs. s. p.	Rs. s. p.	Rs. s. p.	Rs. s. p.	Rs. s. p.	Rs. s. p.	Rs.	Rs. s. p.	Rs.	Rs.	Rs. s. p.	Rs. s. p.	Rs. s. p.	
670 0 0	40 12 6	910 12 6	218 6 0	1,129 3 6	+160 0 0	
3,318 1 6	155 8 9	3,473 10 3	...	43 0 0	4 7 8	...	47 7 8	503 13 2	4,043 18 1	+468 10 4	
4,462 8 0	488 1 6	4,950 9 6	...	87 0 0	2 13 0	...	29 13 0	1,001 2 6	3,951 10 0	+628 8 0	
3,622 8 0	169 13 0	3,792 5 0	...	21 0 0	2 8 0	...	23 8 0	615 10 8	4,431 5 8	+608 1 8	
1,350 0 0	63 4 6	1,413 4 6	...	44 0 0	4 9 4	...	48 9 4	340 12 10	1,808 10 8	+149 8 2	
2,175 0 0	101 15 3	2,276 15 3	...	33 0 0	2 2 4	...	35 2 4	543 12 9	2,854 15 6	+578 15 8	
3,762 8 0	303 4 6	4,064 12 8	...	39 0 0	4 1 0	...	43 1 0	663 15 6	4,771 12 0	+405 6 11	
3,025 0 0	94 14 0	3,119 14 0	...	29 0 0	3 0 4	...	32 0 4	379 8 10	3,531 7 11	+306 15 1	
2,681 4 0	128 6 0	2,807 10 0	...	57 0 0	6 15 0	...	62 15 0	430 2 8	3,300 11 8	+319 12 6	
900 0 0	42 3 0	942 3 0	...	1 0 0	0 2 0	...	1 2 0	193 10 8	1,136 13 8	+117 6 0	
1,205 0 0	59 4 9	1,264 4 9	...	28 0 0	2 13 2	...	30 13 2	231 16 6	1,501 2 11	+148 7 11	
1,593 0 0	77 8 10	1,670 8 10	253 0 0	1,923 8 7	+142 6 11	
2,250 0 0	100 6 0	2,350 6 0	423 14 8	2,773 4 8	+324 10 0	
2,800 0 0	306 4 0	3,106 4 0	400 9 2	3,506 13 2	+326 6 0	
3,763 6 0	411 9 0	4,174 1 0	618 4 0	4,792 5 0	+428 10 0	
3,600 0 0	175 10 8	3,775 10 8	...	13 0 0	1 1 4	...	14 1 4	796 6 8	4,571 2 8	+470 2 10	
2,250 0 0	105 7 6	2,355 7 6	301 6 2	2,656 13 8	+306 11 0	
2,900 0 0	143 8 6	3,043 8 6	323 8 0	3,366 6 6	+366 8 1	
3,868 12 0	134 7 7	4,002 9 3	527 11 4	4,529 4 6	+460 8 8	
3,400 0 0	147 10 6	3,547 10 6	...	250 0 0	24 0 8	...	274 0 8	667 8 8	4,214 8 8	+474 8 0	
...	...	7,245 1 4	847 2 0	7,772 4 10	+527 13 0	
...	...	1,134 15 8	63 12 9	1,200 12 8	+66 9 9	
...	...	2,715 9 7	94 2 9	2,790 12 6	+77 8 1	
...	...	1,490 6 8	28 10 11	1,518 1 0	+48 6 0	
1,191 4 0	55 6 0	1,246 10 0	112 0 0	1,358 10 0	+167 10 0	
1,191 4 0	55 6 0	1,246 10 0	120 12 6	1,366 12 6	+175 12 6	
2,318 12 0	103 11 0	2,421 3 0	210 12 8	2,631 3 8	+313 3 0	
1,437 8 0	140 9 6	1,577 8 3	12 12 8	1,590 0 0	+152 12 0	
2,100 0 0	208 7 0	2,308 7 0	...	1 0 0	0 0 0	...	1 0 0	179 12 9	2,487 9 9	+387 12 9	
1,358 4 0	63 9 9	1,421 4 3	212 2 0	1,633 6 3	+285 1 9	

Balance Sheet of Co-operative Credit

No.	Name of Society.	Present value of investments.	Assets.							Total assets.	Loans from non-members.	Loans from other societies.	Interest due on loans in columns 10 and 11.
			Cash in hand and bank.	Loans due by members.	Loans due by other societies.	Interest due on columns 4 and 5.	Value of stock in hands.	Other items.					
1	2	3	4	5	6	7	8	9	10	11	12	13	
	MYMENSINGH DISTRICT—	Rs. a. p.	Rs. a. p.	Rs. a. p.	Rs. a. p.	Rs. a. p.	Rs.	Rs.	Rs. a. p.	Rs. a. p.	Rs. a. p.	Rs. a. p.	
	<i>contd.</i>												
31	Pollakandi Gramya Dharma Bhandar.	...	1 0 0	1,019 4 0	...	371 4 0	2,191 8 0	...	1,013 8 0	133 3 1	
32	Nayalamari Gramya Dharma Bhandar.	89 9 4	0 4 9	2,395 6 0	...	386 5 9	3,371 9 10	...	875 0 0	83 5 4	
33	Khetarcher Bhatipara Gramya Dharma Bhandar.	110 6 3	7 0 0	4,277 14 0	...	629 13 3	5,024 1 11	...	1,800 0 0	158 3 4	
34	Harindhara Gramya Dharma Bhandar.	52 1 4	128 11 10	1,039 6 0	...	249 14 9	3,390 0 11	...	875 0 0	83 5 4	
35	Mallipara Gramya Dharma Bhandar.	127 9 9	11 8 0	3,180 12 0	...	409 13 3	3,729 10 11	
36	Chalambandha Gramya Dharma Bhandar.	51 0 9	10 10 8	2,149 6 0	...	416 14 3	3,627 15 6	1,750 0 0	...	72 14 1	
37	Char Chhataria Gramya Dharma Bhandar.	233 5 6	31 0 3	6,732 4 9	...	1,316 5 11	8,302 4 0	
38	Char Chhataria Jabitipasa Gramya Dharma Bhandar.	143 2 0	24 0 0	7,259 6 3	...	1,369 10 10	8,706 4 1	3,000 0 0	...	125 0 0	
39	Poraldigha Gramya Dharma Bhandar.	190 0 0	15 0 6	3,109 12 0	...	432 13 9	3,716 15 3	
40	Daulatpur Gramya Dharma Bhandar.	109 6 0	16 0 6	3,167 4 0	...	414 2 4	3,706 12 10	
41	Chaparkona Gramya Dharma Bhandar.	81 4 0	11 8 0	2,349 4 0	...	301 1 2	2,743 1 3	
42	Demodarapur Gramya Dharma Bhandar.	189 0 6	16 12 11	4,720 10 0	...	631 7 11	5,558 8 4	
43	Kargram Gramya Dharma Bhandar.	23 0 0	20 9 5	2,721 4 3	...	409 9 0	4,184 6 8	...	3,735 0 0	297 3 1	
44	Charnagar Dehatiganj Khana	...	10 1 3	3,632 0 0	...	734 2 6	4,376 9 9	
45	Tegharia Gramya Dharma Bhandar.	...	1 6 10	1,356 6 0	...	175 11 10	1,533 8 8	
46	Bhangbari Dehatiganj Khana	...	1 4 3	4,319 14 0	...	690 2 4	5,011 4 7	
47	Khilkali ditto	...	3 13 3	2,606 0 0	...	526 2 0	3,041 5 3	
48	Khordojonail ditto	198 0 10	25 2 4	4,840 2 0	...	670 10 0	5,750 15 3	
49	Balijuri Makzanul Islamul Kora.	60 2 4	13 0 4	1,632 0 0	...	214 11 0	1,920 3 3	...	125 0 0	2 9 1	
50	Ghugumari Gramya Dharma Bhandar.	153 2 0	2 6 9	3,603 2 3	...	569 9 0	4,529 10 6	
51	Pujashahi Gramya Dharma Bhandar.	121 12 4	14 2 4	2,151 12 3	...	394 11 11	3,634 6 10	...	100 0 0	1 0 1	
52	Tollipara Gramya Dharma Bhandar.	...	0 0 0	2,734 4 8	...	329 2 0	4,129 6 6	...	3,594 1 4	303 7 11	
53	Char Gobindapur Gramya Dharma Bhandar.	...	2 0 0	1,900 0 0	...	59 6 0	1,964 6 0	...	1,900 0 0	30 9 4	
54	Shengna Gramya Dharma Bhandar.	...	10 0 0	4,190 0 0	...	567 2 0	4,767 2 0	...	4,190 0 0	371 16 4	
55	Barbilla Gramya Mahajan Sabha.	...	5 0 0	5 0 0	
56	Fada Tegharia Gramya Dharma Bhandar.	...	18 2 0	1,295 0 0	...	102 10 6	1,416 2 6	
57	Lochmanpur Gramya Dharma Bhandar.	...	37 8 0	976 0 0	...	77 15 9	1,091 7 9	
58	Dakuripur Gramya Dharma Bhandar.	...	114 8 0	908 0 0	...	53 6 9	1,104 14 9	...	1,100 0 0	63 8 4	
59	Solarchar Gramya Dharma Bhandar.	...	210 0 0	3,803 0 0	...	304 2 10	4,318 0 10	
60	Jangalkhila Gramya Dharma Bhandar, No. 1.	...	91 8 0	915 0 0	...	83 2 11	1,068 11 11	
61	Cherkharchar Gramya Dharma Bhandar.	...	17 0 0	2,490 0 0	...	203 9 0	2,710 9 0	
62	Char Biresnchi Gramya Dharma Bhandar.	...	114 0 0	2,095 0 0	...	172 4 2	2,321 4 2	

II—contd.

Liabilities on the 30th June 1910.

Liabilities													
Loans from Government.	Interest due to Government.	Total of columns 10 to 14.	Share capital.	Deposits by members.	Interest due on members' deposits.	Dividends due to members.	Total due to members (columns 16 to 19).	Establishment and contingent charges due.	Other items.	Reserve fund.	Total liabilities.	Profits (+) or loss (-).	Remarks.
14	15	16	17	18	19	20	21	22	23	24	25	26	27
Rs. s. p.	Rs. s. p.	Rs. s. p.	Rs. s. p.	Rs. s. p.	Rs. s. p.	Rs.	Rs. s. p.	Rs.	Rs.	Rs. s. p.	Rs. s. p.	Rs. s. p.	
787 8 0	36 14 8	1,061 0 11	84 10 6	2,048 11 8	+148 12 7	
1,881 4 0	88 2 11	2,927 12 3	...	7 0 0	0 4 9	...	7 4 9	128 8 6	3,078 9 4	+397 0 0	
1,318 12 0	108 11 3	4,388 12 7	181 4 5	4,867 1 0	+448 0 11	
1,098 12 0	51 4 6	2,103 5 10	84 11 0	2,190 0 10	+200 0 1	
3,062 8 0	143 8 11	3,206 0 11	...	0 0 8	0 0 8	147 12 4	3,354 0 8	+378 10 2	
1,225 0 0	57 6 9	3,108 5 5	141 2 11	3,248 0 4	+261 0 2	
4,800 0 0	210 6 8	7,110 6 8	252 12 8	7,362 0 4	+400 10 0	
4,300 0 0	193 2 8	7,618 2 8	...	2 4 6	2 4 6	209 14 0	7,820 0 11	+476 12 2	
3,082 8 0	143 8 11	3,206 0 11	122 4 6	3,328 0 8	+292 0 10	
3,062 8 0	143 8 10	3,206 0 10	112 5 0	3,318 5 10	+287 7 0	
3,275 0 0	108 10 2	2,331 10 2	85 12 0	2,417 0 2	+278 10 11	
4,550 0 0	212 4 6	4,762 4 6	212 12 6	4,974 0 11	+470 7 6	
...	...	4,022 2 2	20 2 11	4,042 0 1	+142 0 7	
3,600 0 0	168 4 0	2,768 4 0	188 0 0	2,956 4 0	+456 0 0	
1,225 0 0	57 6 9	1,282 6 9	64 12 6	1,347 0 1	+196 6 7	
4,078 2 0	191 2 9	4,269 4 9	181 12 0	4,451 0 9	+440 8 10	
3,500 0 0	117 2 0	2,617 2 0	110 0 0	2,727 11 8	+312 10 0	
4,681 4 0	219 7 0	4,900 11 0	221 16 0	5,121 0 8	+412 0 0	
1,452 8 0	68 1 4	1,648 2 0	78 2 0	1,726 0 8	+196 14 0	
3,675 0 0	172 4 2	3,847 4 2	127 12 0	4,023 0 2	+404 0 0	
3,022 0 0	126 12 0	3,160 2 2	142 11 0	3,302 0 10	+378 0 0	
...	...	3,777 2 2	86 2 6	3,863 12 6	+348 10 0	
...	...	1,939 9 4	1,999 0 4	+34 12 0	
...	...	4,561 14 6	4,621 14 6	+34 0 0	
...	+5 0 0	
1,300 0 0	40 10 0	1,340 10 0	1,340 10 0	+75 0 0	
1,000 0 0	21 4 0	1,021 4 0	1,021 4 0	+60 0 0	
...	...	1,162 2 0	1,162 0 0	+83 0 0	
4,000 0 0	125 0 0	4,125 0 0	4,125 0 0	+125 0 10	
1,000 0 0	21 4 0	1,021 4 0	1,021 4 0	+27 7 11	
1,500 0 0	72 2 0	1,572 2 0	1,572 2 0	+122 7 0	
20,200 0	62 12 0	2,262 12 0	2,262 12 0	+12 0 0	

Balance Sheet of Rural Co-operative Cre

No.	Name of Society.	Present value of investments,	Assets.							Total assets.	Loans from non-members.	Loans from other societies.	Interest due on loans in columns 10 and 11.
			Cash in hand and bank.	Loans due by members.	Loans due by other societies.	Interest due on columns 4 and 5.	Value of stock in hand.	Other items.					
1	2	3	4	5	6	7	8	9	10	11	12	13	
	MYMENSINGH DISTRICT <i>-continued.</i>	Rs. a. p.	Rs. a. p.	Rs. a. p.	Rs. a. p.	Rs. a. p.			Rs. a. p.	Rs. a. p.	Rs. a. p.	Rs. a.	
63	Tellichar Gramya Dharma Bhandar.	...	25 8 0	2,372 0 0	...	189 3 6	2,596 11 6	...	2,400 0 0	137 8	
64	Panchoumbercher Gramya Dharma Bhandar.	11 8 0	...	2,573 0 0	...	160 12 2	2,745 4 2	...	2,614 8 0	68 1	
65	Jogulbag Gramya Ganj Khana	...	171 8 0	1,516 0 0	...	70 2 8	1,757 10 8	
66	Gurzaripa Gramya Bait-ul-Mal	...	219 8 0	960 0 0	...	44 11 9	1,224 3 9	
67	Jangaldi ditto	...	64 8 0	1,523 0 0	...	91 2 0	1,683 10 0	
68	Jongalkhila ditto, No. II	...	183 8 0	908 0 0	...	58 3 9	1,211 11 9	
69	Kurikahonia Ganj Khana	...	119 8 0	921 0 0	...	42 11 9	1,063 3 9	
70	Char Basanti Gramya Dharma Bhandar.	...	116 0 0	1,395 0 0	...	21 12 9	1,532 12 0	
71	Sankanda Gramya Dharma Bhandar.	...	136 8 0	1,452 0 0	...	87 2 8	1,675 10 9	
72	Dobarchar Gramya Dharma Bhandar.	...	236 8 0	995 0 0	...	47 13 1	1,279 5 1	
73	Chonlia Gramya Dharma Bhandar.	...	229 8 0	750 0 0	...	22 0 6	1,031 8 6	...	1,000 0 0	20 13	
74	Gwalanga Gramya Dharma Bhandar.	...	10 8 0	10 8 0	
75	Char Palshkahonia Gramya Dharma Bhandar.	...	7 8 0	7 8 0	
76	Sankaragoshi Gramya Dharma Bhandar.	...	221 0 0	800 0 0	...	26 14 0	1,107 14 0	...	1,050 0 0	21 14 0	
77	Boyerchar Gramya Dharma Bhandar.	...	5 0 0	410 0 0	...	6 6 6	421 6 6	...	410 0 0	6 6 0	
	Total of Mymensingh District...	5,728 12 10	3,230 9 2	9,04,789 0 4	...	81,301 6 10	2,45,049 6 2	5,500 0 0	49,491 12 4	3,482 13 6	
	FARIDPUR DISTRICT.												
1	Panchuria Gramya Bait-ul-mal	...	60 10 3	444 0 0	...	17 12 0	531 6 8	
2	Karshi ditto	150 0 0	171 2 2	1,756 9 10	...	43 14 9	2,126 10 9	100 0 0	600 0 0	3 14 6	
3	Rongeswari Gramya Dharma Bhandar.	...	1,001 9 11	3,369 0 0	...	220 10 6	4,400 4 6	699 0 0	...	6 10 6	
4	Kamajpur Gramya Mahajani Sabha.	...	130 8 9	1,327 0 0	...	64 15 7	1,623 8 4	...	900 0 0	38 1 6	
5	Char Kamajpur Gramya Mahajani Sabha.	...	63 1 1	1,282 0 0	...	49 3 5	1,414 4 6	...	800 0 0	20 9 7	
6	Sreerampur Gramya Mahajani Sabha.	...	109 0 8	470 0 0	...	160 7 6	739 7 11	
7	BH Muhamunpur Gramya Mahajani Sabha.	...	6 3 10	2,221 0 0	...	164 0 2	2,391 4 0	...	320 0 0	0 6 0	
8	Char Tepra Gramya Mahajani Sabha.	...	63 4 2	2,193 0 0	...	549 13 9	2,806 1 11	...	1,200 0 0	66 7 0	
9	Hanskhali Gramya Mahajani Sabha.	...	0 7 8	750 0 0	...	173 13 0	823 4 8	...	240 0 0	12 10 6	
10	Kamarpur Gramya Mahajani Sabha.	...	0 2 11	2,930 8 0	...	400 12 4	3,231 7 3	600 0 0	1,110 0 0	52 7 0	
11	Char Baldeh Gramya Mahajani Sabha.	...	34 6 3	1,769 0 0	...	208 13 0	2,003 2 3	800 0 0	175 0 0	129 0 0	
12	Bhulchar Gramya Mahajani Sabha.	48 0 0	184 7 0	1,527 0 0	...	425 14 3	2,153 5 3	...	1,175 0 0	61 12 11	
13	Grada BH Muhamunpur Co-operative Credit Society.	...	0 6 9	2,472 0 0	...	458 8 4	3,900 14 1	1,200 0 0	560 0 0	111 12 6	

III—contd.

Societies on the 31st June 1910—contd.

Liabilities.													Profits (+) or loss (-).	Remarks.
Loans from Government.	Interest due to Government.	Total of columns 10 to 14.	Share capital.	Deposits by members.	Interest due on members' deposits.	Dividends due to members.	Total due to members (columns 16 to 19).	Establishment and contingent charges due.	Other items.	Reserve fund.	Total Liabilities.			
13	15	16	17	18	19	20	21	22	23	24	25	26	27	
Rs. s. p.	Rs. s. p.	Rs. s. p.	Rs. s. p.	Rs. s. p.	Rs. s. p.	Rs. s. p.	Rs. s. p.			Rs. s. p.	Rs. s. p.	Rs. s. p.		
...	...	2,537 8 0	2,537 8 0	+ 20 8 8		
...	...	2,682 9 4	2,682 9 4	+ 63 10 10		
1,650 0 0	34 6 0	1,684 6 0	...	30 0 0	30 0 0	1,714 6 0	+ 43 6 8		
1,150 0 0	23 15 4	1,173 15 4	...	19 0 0	19 0 0	1,192 15 4	+ 21 4 8		
1,500 0 0	32 4 8	1,532 4 8	...	35 0 0	35 0 0	1,567 4 8	+ 65 8 1		
1,100 0 0	22 14 8	1,122 14 8	...	47 9 9	47 0 0	1,169 14 8	+ 41 13 1		
1,000 0 0	20 13 4	1,020 13 4	...	34 0 0	34 0 0	1,054 13 4	+ 25 6 5		
750 0 0	...	750 0 0	...	750 0 0	8 16 c	...	753 16 6	1,503 16 6	+ 26 14 8		
550 0 0	32 4 8	1,582 4 8	...	32 0 0	32 0 0	1,614 4 8	+ 61 6 1		
1,200 0 0	25 0 0	1,225 0 0	...	25 0 0	25 0 0	1,250 0 0	+ 25 8 1		
...	...	1,020 13 4	1,020 13 4	+ 10 11 2		
...	+ 10 8 0		
...	+ 7 8 8		
...	...	1,071 14 0	...	24 0 0	24 0 0	1,095 14 0	+ 13 0 0		
...	...	414 4 4	414 4 4	+ 7 2 2		
12,044 8 6	7,071 0 7	17,869 14 7	...	1,600 4 11	65 12 4	...	1,706 1 8	12,319 11 10	24,668 11 8	+ 20,578 11 8		
150 0 0	4 12 3	164 12 3	...	202 0 0	12 10 0	...	214 10 0	20 20 0	620 0 0	+ 20 8 8		
450 0 0	11 14 6	1,163 13 0	...	606 0 0	20 9 8	...	626 9 8	217 5 8	2,079 11 11	+ 208 14 10		
900 0 0	24 12 0	1,722 6 6	...	1,720 9 0	11 8 0	...	1,731 13 0	768 9 8	14,222 7 8	+ 247 12 8		
180 0 0	2 11 3	1,120 12 3	...	188 0 0	20 13 11	...	207 13 11	125 7 6	1,245 8 6	+ 22 4 10		
90 0 0	1 8 9	921 15 4	...	264 8 0	9 8 4	...	263 11 4	74 12 8	1,226 10 1	+ 20 10 8		
225 0 0	2 7 3	227 7 3	...	200 0 0	27 8 8	...	227 8 8	107 9 11	672 0 2	+ 66 14 9		
900 0 0	13 8 0	1,333 14 0	...	790 8 8	10 14 4	...	801 6 4	242 6 11	2,374 10 2	+ 112 8 8		
500 0 0	6 1 3	1,632 8 3	...	638 0 0	26 0 1	...	634 0 1	226 12 4	2,228 6 8	+ 25 11 8		
135 0 0	1 9 3	250 9 9	...	220 0 0	21 15 0	...	270 15 0	112 4 0	772 0 8	+ 20 12 11		
450 0 0	5 0 0	2,217 7 0	...	260 12 0	0 8 9	...	260 4 9	221 11 8	2,228 7 8	+ 141 12 10		
270 0 0	2 0 0	1,27 0 0	...	264 0 0	12 4 7	...	274 4 7	221 12 8	1,286 6 1	+ 117 12 2		
180 0 0	2 0 0	1,415 12 11	...	158 0 0	23 11 8	...	148 11 0	208 8 10	2,224 12 9	+ 174 7 6		
600 0 0	2 5 4	2,475 1 6	...	615 0 0	101 11 11	...	716 11 11	228 0 1	2,172 2 6	+ 224 10 9		

Balance Sheet of Rural Co-operative Credit

No.	Name of Society.	Present value of investments.	Assets.									Loans from non-members.	Loans from other societies.	Interest due on loans in columns 10 and 11.
			Cash in hand and bank.	Loans due by members.	Loans due by other societies.	Interest due on columns 4 and 5.	Value of stock in hand.	Other items.	Total assets.					
1	2	3	4	5	6	7	8	9	10	11	12	13		
	FAIRFUP DISTRICT—													
	<i>contd.</i>	Rs. a. p.	Rs. a. p.	Rs. a. p.		Rs. a. p.		Rs. a. p.	Rs. a. p.	Rs. a. p.	Rs. a. p.	Rs. a. p.		
14	Dattapora Gramya Dharma Bhandar.	...	89 4 9	980 5 0	...	112 2 9	1,181 12 6		
15	Char Daulatkhari Gramya Dharma Bhandar.	80 0 0	41 15 5	1,180 0 0	...	113 5 8	...	3 2 2	1,418 8 4	...	837 0 0	23 1 7		
16	Hosnabad Gramya Dharma Bhandar.	65 0 0	6 0 0	701 0 0	...	126 5 10	...	2 9 6	960 15 4	...	424 0 0	32 2 5		
17	Utrangal Gramya Dharma Bhandar.	90 0 0	63 14 9	1,100 0 0	...	64 15 5	...	2 9 6	1,416 7 8	...	899 0 0	41 1 8		
18	Balihalil Gramya Dharma Bhandar.	90 0 0	7 3 0	821 0 0	...	125 13 9	...	3 9 6	1,047 15 3	...	503 0 0	22 13 4		
19	Kharadi Gramya Dharma Bhandar.	278 0 0	549 11 2	2,563 0 0	...	343 13 0	...	11 0 0	2,742 8 2	200 0 0	700 0 0	46 14 0		
20	Enalinagar Gramya Dharma Bhandar.	75 0 0	15 0 0	644 0 0	...	69 4 2	...	2 0 0	806 4 3	...	391 0 0	12 2 6		
21	Amlahad Gramya Dharma Bhandar.	105 0 0	1 10 5	1,113 0 0	...	449 7 0	...	7 12 9	1,766 14 2	...	435 0 0	49 2 8		
22	Shikharu Gramya Dharma Bhandar.	55 0 0	47 9 9	1,309 0 0	...	146 1 5	...	2 2 2	1,539 14 5	...	1,131 0 0	56 14 4		
23	Hikhola-Bijlpur Gramya Dharma Bhandar.	235 0 0	2 3 0	2,072 0 0	...	208 13 11	...	9 6 6	2,528 12 5	200 0 0	722 0 0	37 13 6		
24	Kuchimura Gramya Dharma Bhandar.	190 0 0	32 6 0	1,738 0 0	...	973 12 3	...	7 9 6	2,261 11 9	200 0 0	570 0 0	18 7 10		
25	Sankruchar Gramya Dharma Bhandar.	75 0 0	2 0 0	495 0 0	...	107 12 9	...	2 0 0	682 4 9	...	189 0 0	7 9 9		
26	Joyanagar Gramya Dharma Bhandar.	90 0 0	67 2 6	1,197 0 0	...	227 11 0	...	2 9 6	1,525 7 0	...	848 0 0	46 1 3		
27	Char Gohindapur Gramya Dharma Bhandar.	170 0 0	170 2 6	1,412 0 0	...	137 9 3	...	6 12 9	1,896 8 6	...	742 0 0	17 11 0		
28	Char Bin-dpur Gramya Dharma Bhandar, No. 1.	90 0 0	261 2 6	2,515 0 0	...	226 5 6	...	2 9 6	2,096 2 9	...	2,005 0 0	98 10 3		
29	Tilhepur Gramya Dharma Bhandar.	60 0 0	64 2 9	831 0 0	...	179 5 0	...	2 6 6	1,136 14 2	...	400 0 0	17 6 8		
30	Char Sultanpur Gramya Sam ty.	100 0 0	14 2 0	2,096 0 0	...	377 5 1	2,587 7 1	...	900 0 0	76 0 8		
31	Char Jajira Gramya Dharma Bhandar.	75 0 0	16 2 1	345 0 0	...	159 15 0	...	2 0 0	599 2 1	...	185 0 0	10 2 0		
32	Belchrahi Gramya Dharma Bhandar.	30 0 0	6 15 0	516 0 0	...	34 14 7	...	1 2 2	558 0 10	...	269 0 0	12 2 0		
33	Dullkhalil Gramya Dharma Bhandar.	145 0 0	11 9 6	1,089 0 0	...	203 0 0	...	6 2 2	1,564 12 2	...	435 0 0	26 11 1		
34	Char Thu Lal Gramya Dharma Bhandar.	250 0 0	163 0 9	2,073 0 0	...	261 13 8	...	10 0 0	2,752 14 5	205 0 0	309 0 0	17 11 4		
35	Char Malgaon Gramya Dharma Bhandar.	180 0 0	102 1 0	1,055 0 0	...	157 1 2	...	7 2 2	1,502 5 6	...	260 0 0	11 13 2		
36	Dullkhalil Latorcha Bepari-kandi Gramya Dharma Bhandar.	120 0 0	102 4 7	2,329 0 0	...	231 15 2	...	4 12 2	2,378 1 1	1,200 0 0	935 0 0	146 15 4		
37	Chandilardi Gramya Dharma Bhandar.	6 10 2	4 7 8	72 10 0	...	14 0 2	97 12 1	1 0 0	...	0 2 2		
38	Kailul Gramya Dharma Bhandar.	...	25 11 0	1,015 8 0	...	124 10 3	1,166 12 2	...	864 0 0	54 12 4		
39	Panchkhola Gramya Dharma Bhandar.	50 0 0	31 4 0	500 0 0	...	68 14 10	...	2 0 0	650 2 10	...	105 0 0	8 12 9		
40	Ragharampur Gramya Dharma Bhandar.	20 0 0	55 2 2	764 0 0	...	72 4 6	...	0 12 9	912 6 6	...	556 0 0	25 19 8		
41	Kushabhatta Gramya Dharma Bhandar.	...	4 4 2	513 0 0	...	69 12 6	589 2 9	...	500 0 0	29 9 3		
42	Char Topakhola Gramya Mahajani Sabha.	...	27 12 9	1,919 0 0	...	201 4 9	2,142 2 6	...	1,400 0 0	52 4 0		
43	Lakshipur Gramya Mahajani Sabha.	12 7 0	50 10 6	740 0 0	...	56 0 6	859 2 0	...	700 0 0	43 12 6		

-contd.

ities on the 30th June 1910—contd.

ities.													
Loans from Government.	Interest due to Government.	Total of columns 10 to 14.	Share capital.	Deposits by members.	Interest due on members' deposits.	Dividends due to members.	Total due to members (columns 16 to 19).	Establishment and contingent charges due.	Other items.	Reserve fund.	Total liabilities.	Profits (+) or loss (-).	Remarks.
14	15	16	17	18	19	20	21	22	23	24	25	26	27
Rs. s. p.	Rs. s. p.	Rs. s. p.		Rs. s. p.	Rs. s. p.		Rs. s. p.			Rs. s. p.	Rs. s. p.	Rs. s. p.	
500 0 0	...	500 0 0	...	521 9 6	15 14 0	..	537 7 6	68 11 9	1,106 8 8	+ 76 9 8	
150 0 0	...	1,015 1 7	...	820 0 0	820 0 0	81 1 9	1,316 2 9	+ 108 8 7	
150 0 0	...	606 9 5	...	130 0 0	7 7 9	...	137 7 9	67 0 4	871 1 6	+ 86 13 10	
100 0 0	...	1,040 1 8	...	211 8 0	2 0 8	...	213 8 8	83 15 8	1,317 9 7	+ 66 14 1	
120 0 0	...	675 13 4	...	103 0 0	2 11 6	...	105 11 6	89 10 0	941 2 10	+ 84 13 8	
1,000 0 0	...	1,946 14 0	...	1,140 0 0	71 4 0	...	1,211 4 0	273 14 8	2,413 0 8	+ 210 7 8	
150 0 0	...	553 8 6	...	116 12 8	116 12 8	74 15 2	744 14 11	+ 61 8 6	
480 0 0	9 11 0	973 14 3	...	446 8 2	446 8 2	104 0 8	1,416 1 8	+ 183 13 6	
100 0 0	...	1,287 14 4	...	148 8 0	2 9 11	...	151 1 11	86 9 11	1,453 10 3	+ 84 4 3	
600 0 0	23 2 0	1,587 15 6	...	408 8 0	5 8 9	...	404 0 0	234 2 8	2,336 2 6	+ 202 9 8	
800 0 0	...	1,288 7 10	...	577 14 9	577 14 9	120 2 8	2,056 9 10	+ 201 1 11	
150 0 0	...	346 9 9	...	178 0 0	9 8 6	...	187 8 6	77 11 10	611 9 1	+ 70 11 6	
200 0 0	...	1,094 1 8	...	287 1 0	287 1 0	89 8 2	1,470 10 8	+ 114 13 7	
400 0 0	...	1,189 11 6	...	427 0 0	0 12 6	...	427 12 6	147 7 2	1,754 14 9	+ 141 0 8	
800 0 0	...	2,403 10 8	...	445 15 9	445 15 9	93 11 8	2,918 8 8	+ 123 13 6	
200 0 0	...	707 6 8	...	276 15 0	276 15 0	64 9 9	1,040 8 8	+ 86 8 10	
500 0 0	...	1,478 0 8	...	618 0 0	23 15 6	...	640 15 6	233 0 9	2,446 0 11	+ 141 0 8	
150 0 0	...	815 2 0	...	158 2 6	158 2 6	77 12 11	641 8 8	+ 67 12 8	
80 0 0	...	431 2 0	...	86 0 0	86 0 0	81 10 6	640 12 8	+ 29 6 2	
500 0 0	14 1 0	965 12 1	...	236 8 0	1 8 2	..	236 0 2	154 16 0	1,420 10 3	+ 134 9 0	
1,100 0 0	28 2 0	1,689 13 4	...	570 0 2	570 0 2	346 2 9	2,475 0 4	+ 277 16 1	
800 0 0	32 4 8	904 1 11	...	231 10 2	236 10 2	141 6 0	1,378 1 2	+ 130 6 4	
220 0 0	5 0 0	2,506 15 4	...	100 0 0	100 0 0	123 1 8	2,739 1 6	+ 146 0 1	
...	...	1 2 2	...	74 8 0	14 8 8	..	89 0 8	6 10 2	86 14 0	+ 9 14 0	
...	...	918 12 4	...	118 0 0	10 13 2	..	128 13 2	23 14 2	1,089 7 10	+ 66 8 8	
200 0 0	...	208 12 9	...	212 6 1	212 6 1	63 7 11	674 19 9	+ 78 0 1	
100 0 0	...	711 10 8	...	124 1 0	124 1 0	23 11 8	829 0 11	+ 63 15 7	
...	...	539 9 2	24 12 9	674 7 9	+ 14 12 9	
250 0 0	...	1,795 4 8	...	246 0 0	23 4 11	..	269 4 11	66 4 2	2,441 12 2	+ 127 8 4	
...	...	743 12 8	...	60 0 0	2 12 0	..	62 12 0	12 6 11	812 11 7	+ 29 9 8	

Balance Sheet of Rural Co-operative Credit

No.	Name of Society.	Present value of investments.	Assets.							Total assets.	Loans from non-members.	Loans from other societies.	Interest due on loans in columns 10 and 11.
			Cash in hand and bank.	Loans due by members.	Loans due by other societies.	Interest due on columns 4 and 5	Value of stock in hand.	Other items.					
1	2	3	4	5	6	7	8	9	10	11	12	13	
		Rs. a. p.	Rs. a. p.	Rs. a. p.	Rs. a. p.	Rs. a. p.		Rs. a. p.	Rs. a. p.	Rs. a. p.	Rs. a. p.	Rs. a. p.	
FARIDPUR DISTRICT—contd.													
44	Dhukurahati Gramya Mahajani Sabha.	60 2 2	17 2 4	1,747 12 0	...	64 8 7	1,899 8 1	...	1,300 0 0	87 8 1	
45	Char Sadip r Gramya Mahajani Sabha.	...	31 6 8	1,108 0 0	...	143 13 6	1,231 4 0	...	800 0 0	59 12 8	
46	Char Krishnapur Gramya Mahajani Sabha.	...	21 7 6	1,241 0 0	...	30 14 8	1,294 0 0	...	250 0 0	77 1 8	
47	Akandangi Gramya Mahajani Sabha.	47 12 9	259 15 8	1,321 0 0	...	138 3 9	1,764 5 0	800 0 0	300 0 0	51 7 0	
48	Nijgram Gramya Mahajani Sabha.	...	284 11 9	913 0 0	...	101 11 9	1,278 7 6	...	600 0 0	43 4 8	
49	Brahmandi Gramya Dharma Bhandar.	18 0 0	69 11 6	1,294 0 0	...	108 3 8	...	0 8 6	1,483 14 8	200 0 0	900 0 0	56 2 5	
50	Jhikarhadi Gramya Dharma Bhandar.	20 0 0	0 3 0	418 0 0	...	78 13 1	...	0 12 9	516 1 10	...	324 0 0	14 2 9	
51	Kaalsipur Gramya Dharma Bhandar.	10 0 0	8 6 11	516 8 0	...	29 12 0	...	0 8 6	573 2 5	...	400 0 0	19 12 2	
52	Bhodpur Pachinkandi Gramya Dharma Bhandar No. II.	00 0 0	...	1,808 7 0	...	183 1 1	...	2 8 6	2,143 14 7	200 0 0	1,027 0 0	58 8 4	
53	Rankhola Gramya Dharma Bhandar, No. II.	23 0 0	2 2 7	948 0 0	...	81 5 6	...	1 0 0	1,054 2 1	300 0 0	325 0 0	20 10 1	
54	Bhadakhola Gramya Dharma Bhandar, No. II.	15 0 0	34 13 0	527 0 0	...	67 2 0	...	0 8 6	696 9 6	200 0 0	166 0 0	21 11 0	
55	Kotalnagar Gramya Dharma Bhandar, No. II.	18 0 0	28 3 4	552 0 0	...	59 7 0	...	0 3 6	605 9 10	...	397 0 0	31 12 6	
56	Dudpur Gramya Dharma Bhandar, No. II.	40 0 0	123 7 7	1,082 0 0	...	101 2 0	...	1 3 0	1,348 2 1	200 0 0	508 0 0	30 7 9	
57	Dongarpur Gramya Dharma Bhandar, No. II.	21 11 3	178 1 0	1,437 9 2	...	140 16 0	1,824 4 6	...	800 0 0	15 14 8	
58	Paribarten Chaynon Gramya Dharma Bhandar, No. II.	15 0 0	9 3 0	1,006 0 0	...	116 10 2	...	0 3 6	1,207 6 9	...	818 0 0	43 9 4	
59	Hawalpala Gramya Dharma Bhandar, No. II.	18 0 0	0 18 4	743 0 0	...	98 11 1	...	0 3 6	856 2 11	...	519 0 0	19 9 11	
60	Chhaysagon Gramya Dharma Bhandar No. II.	28 0 0	1:7 9 4	2,121 0 0	...	163 0 0	...	1 3 6	2,400 15 10	740 0 0	1,100 0 0	100 7 2	
61	Majhandi Gramya Mahajani Sabha.	...	27 11 8	2,454 0 0	...	478 12 0	3,070 7 6	...	700 0 0	30 0 8	
62	Brahmanpaly Gramya Dharma Bhandar.	10 0 0	...	810 0 0	...	64 1 6	...	0 6 6	584 8 0	...	414 0 0	25 11 6	
63	Bihar Char Gramya Mahajani Sabha.	...	0 12 4	1,171 0 0	...	175 10 2	1,347 7 7	...	800 0 0	81 4 0	
64	Char Thongamari Gramya Dharma Bhandar.	...	42 14 6	652 0 0	...	28 8 9	763 7 2	
65	Raipur Gramya Dharma Bhandar.	...	71 13 6	2,224 0 0	...	238 6 6	2,564 4 0	
66	Kalukaly Gramya Dharma Bhandar.	...	30 8 0	1,163 0 0	...	73 2 6	1,328 10 6	
67	Bhoomkhara Gramya Dharma Bhandar.	...	204 8 0	1,370 0 0	...	48 7 8	1,628 15 6	400 0 0	900 0 0	24 6 0	
68	Kansir Gramya Dharma Bhandar.	60 0 0	20 12 2	1,708 0 0	...	43 0 0	1,068 12 2	...	720 0 0	5 2 4	
69	Kala Bairanpur Gramya Dharma Bhandar.	...	43 2 0	1,411 0 0	...	81 15 9	1,538 7 2	400 0 0	800 0 0	46 2 4	
70	Orakandi Gramya Mahajani Sabha.	...	18 9 6	847 0 0	...	9 12 2	572 2 9	
71	Jaduvandi Gramya Mahajani Sabha.	...	13 12 0	523 0 0	...	23 14 1	462 10 1	
72	Podgram Gramya Dharma Bhandar.	...	18 0 0	1,123 0 0	...	27 4 9	1,184 4 2	
73	Parvataspur Gramya Dharma Bhandar.	...	2 8 8	1,110 0 0	...	37 11 9	1,201 2 9	

—contd.

Balance on the 30th June 1910.

Liabilities.													
Loans from Government.	Interest due to Government.	Total of columns 16 to 18.	Share capital.	Deposits by members.	Interest due on members' deposits.	Dividends due to members.	Total due to members (columns 16 to 19).	Reserve fund and contingent charges due.	Other funds.	Reserve fund.	Total liabilities.	Profit (+) or loss (-).	Remarks.
14	15	16	17	18	19	20	21	22	23	24	25	26	27
Rs. a. p.	Rs. a. p.	Rs. a. p.	Rs. a. p.	Rs. a. p.	Rs. a. p.		Rs. a. p.			Rs. a. p.	Rs. a. p.	Rs. a. p.	
150 0 0	...	1,517 6 1	...	216 0 0	16 4 5	—	232 4 5	—	—	20 8 8	1,750 15 8	+20 8 8	
200 0 0	...	650 13 8	...	255 0 0	9 9 8	—	264 9 8	—	—	28 2 8	1,108 8 16	+110 11 8	
150 0 0	...	1,077 1 8	...	170 0 0	11 4 6	—	181 4 6	—	—	24 15 8	1,202 8 2	+101 6 10	
800 0 0	...	1,154 7 0	...	427 0 0	23 2 2	—	450 2 2	—	—	47 12 8	1,497 8 11	+101 14 1	
200 0 0	...	648 4 6	...	200 0 0	18 6 0	—	208 6 0	—	—	48 8 0	1,308 8 6	+78 8 0	
50 0 0	...	1,206 2 5	...	198 5 0	...	—	198 5 0	—	—	17 12 2	1,423 4 7	+69 20 1	
100 0 0	...	338 2 9	...	107 2 0	...	—	107 2 0	—	—	28 12 8	435 8 8	+48 24 8	
50 0 0	...	468 15 2	...	66 5 8	...	—	66 5 8	—	—	11 10 8	545 15 1	+28 8 4	
300 0 0	...	1,583 2 4	...	262 6 4	...	—	262 6 4	—	—	89 8 10	2,094 7 6	+128 7 1	
150 0 0	...	706 10 1	...	171 18 10	...	—	171 18 10	—	—	26 6 0	891 18 11	+48 20 2	
100 0 0	...	606 11 6	...	97 9 8	...	—	97 9 8	—	—	18 12 8	624 8 4	+48 7 2	
100 0 0	...	518 12 6	...	108 8 4	...	—	108 8 4	—	—	18 6 7	645 6 8	+28 8 8	
200 0 0	...	986 7 9	...	237 14 10	...	—	237 14 10	—	—	41 4 8	1,224 11 0	+48 8 1	
800 0 0	...	1,115 14 8	...	453 0 0	20 12 9	—	473 12 9	—	—	24 11 8	1,488 6 8	+128 28 10	
100 0 0	...	961 9 4	...	150 5 2	...	—	150 5 2	—	—	27 10 8	1,118 6 7	+68 14 8	
100 0 0	...	637 9 11	...	152 2 0	2 5 0	—	154 12 0	—	—	28 2 8	611 8 4	+48 20 7	
200 0 0	...	2,140 7 2	...	201 14 0	...	—	201 14 0	—	—	24 9 8	2,370 16 8	+228 1 8	
1,400 0 0	...	2,139 0 8	...	1,221 2 0	...	—	1,221 2 0	—	—	28 7 8	2,096 0 8	+228 7 1	
...	...	429 11 6	...	102 1 4	...	—	102 1 4	—	—	12 9 8	531 6 6	+28 1 8	
100 0 0	...	1,021 4 0	...	212 0 0	9 12 9	—	212 12 9	—	—	—	1,233 1 0	+128 8 10	
250 0 0	...	250 0 0	...	265 0 0	17 2 9	—	282 1 9	—	—	—	712 1 9	+28 6 8	
1,100 0 0	...	1,100 0 0	...	1,125 0 0	47 12 0	—	1,272 12 0	—	—	—	1,272 12 0	+228 0 0	
600 0 0	...	600 0 0	...	671 14 10	—	—	671 14 10	—	—	—	1,271 14 10	+48 11 0	
...	...	1,234 6 0	...	228 5 8	—	—	228 5 8	—	—	—	1,234 11 8	+28 8 10	
500 0 0	...	1,228 2 4	...	225 0 0	20 2 10	—	245 2 10	—	—	—	1,228 2 4	+28 0 1	
100 0 0	...	1,248 2 4	...	122 11 7	...	—	122 11 7	—	—	—	1,248 2 11	+28 8 10	
...	242 0 0	2 12 8	—	242 12 8	—	—	—	242 12 8	+28 12 8	
200 0 0	...	200 0 0	...	205 0 0	2 6 0	—	205 6 0	—	—	—	205 6 0	+24 0 1	
200 0 0	...	200 0 0	100 0 0	425 0 0	14 6 10	—	439 6 10	—	—	—	1,100 6 10	+24 12 11	
50 0 0	...	200 0 0	25 0 0	225 0 0	25 2 9	—	225 2 9	—	—	—	1,125 2 9	+28 0 0	

Balance Sheet of Rural Co-operative Credit

No.	Name of Society.	Present value of investments.	Assets.							Loans from non-members.	Loans from other societies.	Interest due on loans to columns 10 and 11.
			Cash in hand and bank.	Loans due by members.	Loans due by other societies.	Interest due on columns 4 and 5.	Value of stock in hand.	Other items.	Total assets.			
1	2	3	4	5	6	7	8	9	10	11	12	13
		Rs. a. p.	Rs. a. p.	Rs. a. p.	Rs. a. p.	Rs. a. p.	Rs.	Rs. a. p.	Rs. a. p.	Rs. a. p.	Rs. a. p.	Rs. a. p.
FARIDPUR—concl'd.												
74	Kutubpur Gramya Dharma Bhandar.	...	3 0 0	958 0 0	...	70 3 0	1,028 3 0	200 0 0	600 0 0	27 6 0
75	Mulna Gramya Mahajani Sabha.	...	163 8 0	1,451 8 0	...	95 8 3	1,710 8 3	400 0 0	1,000 0 0	51 0 3
76	Biharil Gramya Dharma Bhandar.	...	22 0 0	678 0 0	...	31 9 3	728 9 3	100 0 0	500 0 0	23 3 0
77	Mehendpur Gramya Dharma Bhandar.	...	31 13 0	680 0 0	...	53 2 0	764 15 0	200 0 0	400 0 0	27 1 4
78	Suriyamanil Gramya Dharma Bhandar.	810 0 0	...	50 6 0	869 6 0	200 0 0	500 0 0	38 15 8
79	Kasipur Gramya Dharma Bhandar.	...	30 0 0	437 0 0	...	30 7 0	547 7 0	300 0 0	100 0 0	15 10 0
80	Katankull Gramya Dharma Bhandar.	...	30 8 0	633 0 0	...	50 4 9	974 12 9	300 0 0	500 0 0	34 0 0
81	Kumtipur Gramya Dharma Bhandar.	...	110 0 0	700 0 0	...	39 1 0	849 1 0	200 0 0	500 0 0	30 3 4
82	Phagan Char Dalpur Gramya Dharma Bhandar.	...	13 6 0	700 0 0	...	43 7 0	760 15 0	200 0 0	400 0 0	27 6 10
83	Kegall Gramya Dharma Bhandar.	...	0 8 0	1,140 0 0	...	52 1 0	1,192 9 0	100 0 0	900 0 0	29 13 10
84	Chapatall Gramya Dharma Bhandar.	...	20 12 0	1,064 0 0	...	60 10 6	1,151 6 6	200 0 0	700 0 0	31 6 0
85	Kulpedall Gramya Dharma Bhandar.	...	11 12 0	907 0 0	...	60 4 3	979 0 3	200 0 0	600 0 0	31 4 0
86	Kumudria Gramya Dharma Bhandar.	...	67 5 0	783 0 0	...	54 2 0	903 7 0	200 0 0	500 0 0	23 3 0
87	Nilokhli Gramya Dharma Bhandar.	...	36 8 0	500 0 0	...	41 11 6	668 3 6	300 0 0	200 0 0	21 14 0
88	Ghatkhan Gramya Dharma Bhandar.	...	115 5 0	500 0 0	...	23 7 0	638 15 0	300 0 0	200 0 0	19 12 0
89	Sujanpur Gramya Dharma Bhandar.	...	103 12 0	578 0 0	...	39 2 0	777 14 0	300 0 0	300 0 0	24 4 10
90	Tarail Bazar Gramya Samiti	5 0 0	2,750 8 0	...	97 8 7	2,853 0 7
91	Fukura ditto	30 0 0	1,713 0 0	...	28 12 3	1,769 12 3
Total of Faridpur District ...		3,473 14 4	6,833 18 6	1,129,664 13 1	...	1,012 2 11	...	119 9 0	1,36,164 4 10	12,245 0 0	43,640 0 0	3,026 11 8
CHITTAGONG DISTRICT.												
1	Katobla Gramya Dharma Bhandar.	...	3,004 6 6	3,004 6 6	25 0 0	1,000 0 0	...
Total of Chittagong District	3,004 6 6	3,004 6 6	25 0 0	1,000 0 0	...
TIPPERA DISTRICT.												
1	Chandnal Gramya Krihak Samiti.	...	39 12 0	1,463 0 0	...	97 3 4	1,603 15 4	...	400 0 0	13 8 0
2	J. Tashal Gramya Krihak Samiti.	...	0 11 9	1,233 8 0	...	116 13 5	1,406 1 2	500 0 0	...	12 6 0
3	F. S. S. Gramya Krihak Samiti.	...	19 8 9	1,523 0 0	...	169 13 0	1,641 5 9	1,000 0 0	...	13 8 0
4	F. S. S. Gramya Krihak Samiti.	...	13 9 10	709 0 0	...	18 1 0	830 10 10	...	500 0 0	9 1 9
5	F. S. S. Gramya Mahajani Sabha.	7 16 0 0	0 1 6	1,100 0 0	...	84 12 9	1,200 14 3	...	1,000 0 0	52 1 4
6	F. S. S. Gramya Mahajani Sabha.	15 8 0	...	1,300 0 0	...	90 15 8	1,306 7 8	...	1,000 0 0	52 1 4

-contd.

lies on the 30th June 1910.

Liabilities.													
Loans from Government.	Interest due to Government.	Total of columns 10 to 14.	Share capital.	Deposits by members.	Interest due on members' deposits.	Dividends due to members.	Total due to members (columns 18 to 20.)	Total amount and contingent charge due.	Other items.	Reserve fund.	Total liabilities.	Profit (+) or loss (-).	Balance.
14	15	16	17	18	19	20	21	22	23	24	25	26	27
Rs. a. p.	Rs. a. p.	Rs. a. p.	Rs. a. p.	Rs. a. p.	Rs. a. p.	Rs.	Rs. a. p.	Rs. a. p.	Rs.	Rs. a. p.	Rs. a. p.	Rs. a. p.	Rs.
...	...	837 8 0	...	148 2 0	148 2 0	943 10 0	+43 9 0	
...	...	1,451 0 8	...	104 8 1	104 8 1	1,643 8 9	+66 13 0	
...	...	623 3 0	...	01 6 0	01 6 0	716 9 0	+16 0 3	
...	...	627 1 4	...	102 9 4	102 9 4	729 10 8	+25 4 4	
...	...	736 15 8	...	102 9 8	102 9 8	839 5 4	+29 13 0	
...	...	415 10 0	...	110 4 0	110 4 0	525 14 0	+21 9 0	
...	...	834 6 0	...	103 2 0	103 2 0	937 8 0	+17 4 0	
...	...	720 3 4	...	102 1 4	102 1 4	822 4 8	+16 13 4	
...	...	627 6 10	...	102 1 4	102 1 4	729 8 2	+31 8 10	
...	...	1,027 12 10	...	126 14 0	126 14 0	1,154 10 10	+25 14 8	
...	...	931 4 0	...	173 5 4	173 5 4	1,104 9 4	+61 13 2	
...	...	831 4 0	...	107 9 9	107 9 9	938 13 9	+66 9 0	
...	...	728 2 0	...	139 7 7	139 7 7	867 9 7	+26 13 8	
...	...	521 14 0	...	117 12 2	117 12 2	638 10 2	+26 9 4	
...	...	518 12 0	...	109 0 0	2 4 4	...	111 4 4	629 0 4	+8 16 8	
...	...	624 4 10	...	132 15 9	132 15 9	757 4 7	+29 0 8	
100 0 0	...	1,000 0 0	145 0 0	1,536 0 0	40 0 4	...	1,781 0 4	2,781 0 4	+72 0 8	
...	145 0 0	1,533 8 0	23 14 0	...	1,768 0 0	1,768 0 0	+7 0 0	
60 0 0	199 12 0	87,179 7 8	555 0 0	20,873 14 2	941 7 6	...	22,270 0 8	7,226 16 2	1,04,776 12 0	+18,277 8 4	
10 0 0	...	1,835 0 0	...	600 8 0	600 8 0	268 4 0	2,403 12 0	+270 16 0	
110 0 0	...	1,835 0 0	...	600 8 0	600 8 0	268 4 0	2,403 12 0	+270 16 0	
500 0 0	...	912 8 0	...	800 0 0	4 11 10	...	1,04 11 18	23 0 0	1,029 8 10	+123 11 8	
300 0 0	...	863 8 0	...	360 0 0	4 2 3	...	244 2 3	23 13 0	1,248 7 3	+123 0 11	
200 0 0	...	1,302 8 0	...	450 0 0	5 4 0	...	44 0 0	27 13 2	1,776 9 3	+123 13 6	
150 0 0	...	629 1 9	...	170 0 0	2 12 0	...	172 12 0	1,22 13 9	+3 2 11	
50 0 0	...	1,102 1 4	...	50 0 0	2 9 8	...	43 9 8	1,124 11 0	+66 2 3	
100 0 0	...	1,123 1 4	...	100 0 0	6 3 4	...	106 3 4	1,227 4 8	+66 2 0	

Balance Sheet of Rural Co-operative Credit Societies

No.	Name of Society.	Present value of investments.	Assets.							Loans from non-members.	Loans from other societies.	Interest due on loans in columns 10 and 11.
			Cash in hand and bank.	Loans due by members.	Loans due by other societies.	Interest due on columns 4 and 5.	Value of stock in hand.	Other items.	Total assets.			
1	2	3	4	5	6	7	8	9	10	11	12	13
		Rs. a. p.	Rs. a. p.	Rs. a. p.	Rs. a. p.	Rs. a. p.	Rs.	Rs.	Rs. a. p.	Rs. a. p.	Rs. a. p.	Rs. a. p.
TIPPERA DISTRICT—concl'd.												
7	Batabaria Gramya Mahajani Sabha.	21 0 0	...	1,000 0 0	...	94 4 9	1,115 4 9	...	1,000 0 0	62 5
8	Ludhus Gramya Mahajani Sabha	13 0 0	0 8 0	1,000 0 0	...	78 7 5	1,091 15 5	...	1,000 0 0	53 1
9	Khila Ditto ...	11 8 0	2 8 0	508 0 0	...	85 8 10	648 8 10	...	500 0 0	20 13
10	Hatlamari ditto ...	46 8 0	...	850 0 0	...	39 2 2	905 10 2	...	750 0 0	21 5
11	Duyarla ditto ...	7 0 0	...	600 0 0	...	87 10 8	644 10 8	...	500 0 0	20 13
12	Mandra ditto ...	11 8 0	...	1,100 0 0	...	52 10 9	1,164 2 9	...	1,000 0 0	31 4
13	Bholakut ditto ...	11 0 0	...	900 0 0	...	47 6 6	958 6 6	...	800 0 0	33 5
14	Paduya ditto ...	15 0 0	0 8 0	1,300 0 0	...	54 8 11	1,270 0 11	...	1,000 0 0	52 1
	<i>Total of Tippera District ...</i>	<i>139 0 0</i>	<i>77 8 10</i>	<i>14,925 8 0</i>	<i>...</i>	<i>1,017 7 2</i>	<i>...</i>	<i>...</i>	<i>16,188 8 0</i>	<i>1,500 0 0</i>	<i>9,450 0 0</i>	<i>445 0 1</i>
CHITTAGONG HILL TRACTS.												
1	Naramukh Rural Co-operative Credit Society.	...	1,555 2 0	7 5 0	...	1 9 8	1,563 11 8	186 0 0	1,320 0 0	13 0
2	Kaintmukh Rural Co-operative Credit Society.	...	179 13 0	48 0 0	...	1 10 11	229 7 11	...	200 0 0	4 11
3	Archeri Rural Co-operative Credit Society.	...	5 10 8	447 0 0	...	19 0 6	520 11 0	200 0 0	240 0 0	5 10
4	Chandraghona Rural Co-operative Credit Society.	...	329 6 4	875 0 0	...	23 1 4	1,227 7 8	...	900 0 0	12 8
	<i>Total of Chittagong Hill Tracts.</i>	<i>...</i>	<i>2,118 15 10</i>	<i>1,377 0 0</i>	<i>...</i>	<i>45 6 5</i>	<i>...</i>	<i>...</i>	<i>3,541 6 8</i>	<i>386 0 0</i>	<i>2,660 0 0</i>	<i>35 2 1</i>
DINAJPUR DISTRICT.												
1	Raiganj Rural Co-operative Credit Society.	...	262 11 9	1,328 0 0	...	80 6 0	1,669 1 9	127 14 0	480 0 0	15 6
	<i>Total of Dinajpur District ...</i>	<i>...</i>	<i>262 11 9</i>	<i>1,328 0 0</i>	<i>...</i>	<i>80 6 0</i>	<i>...</i>	<i>...</i>	<i>1,669 1 9</i>	<i>127 14 0</i>	<i>480 0 0</i>	<i>15 6</i>
JALPAIGURI DISTRICT.												
1	Dehganj Gramya Dharma Bhandar.	145 12 4	14 12 10	1,320 0 0	...	91 7 3	1,572 0 5	355 0 0	...	5 8
	<i>Total of Jalpaiguri District ...</i>	<i>145 12 4</i>	<i>14 12 10</i>	<i>1,320 0 0</i>	<i>...</i>	<i>91 7 3</i>	<i>...</i>	<i>...</i>	<i>1,572 0 5</i>	<i>355 0 0</i>	<i>...</i>	<i>5 8</i>
RANGPUR DISTRICT.												
1	Koya Gramya Dharma Bhandar.	...	112 13 2	454 8 0	...	125 10 2	603 0 0	400 0 0	...	51 4
	Kalina Sadar Tarap Gramya Dharma Bhandar.	...	8 0	118 8 0
	Raibpur Gramya Dharma Bhandar.	...	17 13 9	1,323 0 0	...	0 8 3	1,371 6 0	...	500 0 0	...
4	Ghinsaur Gramya Dharma Bhandar.	...	18 2 9	1,100 0 0	...	0 7 2	1,127 11 0	...	200 0 0	...
	<i>Total of Rangpur District ...</i>	<i>...</i>	<i>267 6 9</i>	<i>2,918 8 0</i>	<i>...</i>	<i>126 10 2</i>	<i>...</i>	<i>...</i>	<i>3,210 9 0</i>	<i>600 0 0</i>	<i>700 0 0</i>	<i>51 4</i>

I—contd.

Liabilities on the 30th June 1910.

Liabilities.													
Loans from Government.	Interest due to Government.	Total of columns 10 to 14.	Share capital.	Deposits by members.	Interest due on members' deposits.	Dividends due to members.	Total due to members (columns 10 to 14).	Establishment and contingent charges due.	Other items.	Reserve fund.	Total liabilities.	Excess (+) or deficit (-).	Balance.
14	15	16	17	18	19	20	21	22	23	24	25	26	27
Rs. a. p.	Rs. a. p.	Rs. a. p.	Rs. a. p.	Rs. a. p.	Rs. a. p.	Rs.	Rs. a. p.	Rs. a. p.	Rs.	Rs. a. p.	Rs. a. p.	Rs. a. p.	Rs. a. p.
...	...	1,002 8 0	1,002 8 0	+32 14 0	
...	...	1,052 1 4	1,052 1 4	+30 14 1	
50 0 0	...	570 13 4	...	50 0 0	50 0 0	520 13 4	+27 11 6	
50 0 0	...	621 5 8	...	50 0 0	50 0 0	571 5 8	+34 6 6	
50 0 0	...	570 13 4	...	50 0 0	1 14 0	...	51 14 0	522 11 4	+21 18 4	
50 0 0	...	1,081 4 3	...	50 0 0	1 18 0	...	51 18 0	1,133 3 11	+20 16 10	
50 0 0	...	883 5 4	...	50 0 0	50 0 0	933 5 4	+28 1 3	
100 0 0	...	1,153 1 4	...	100 0 0	100 0 0	1,253 1 4	+17 18 7	
1,850 0 0	...	13,245 0 11	...	2,020 0 0	29 8 10	...	2,049 8 10	100 10 2	14,395 4 0	+748 13 0	
...	...	1,519 0 6	9 14 4	1,528 14 10	+24 12 10	
...	...	204 11 0	11 14 0	215 5 0	+18 14 11	
...	...	448 10 0	26 5 8	474 15 8	+26 12 8	
100 0 0	...	1,012 3 4	...	140 0 0	6 8 0	...	156 8 0	18 7 0	1,168 3 4	+150 5 4	
100 0 0	...	2,151 8 10	...	140 0 0	6 8 0	...	156 8 0	77 6 10	2,307 7 8	+156 14 7	
320 0 0	...	983 4 0	...	400 0 0	8 9 9	...	477 9 9	0 12 0	...	64 7 3	1,316 1 0	+133 0 9	
380 0 0	...	983 4 0	...	400 0 0	8 9 9	...	477 9 9	0 12 0	...	64 7 3	1,316 1 0	+133 0 9	
400 0 0	5 10 9	796 3 0	...	400 0 0	20 5 0	...	520 5 0	176 3 0	1,472 12 3	+72 4 3	
400 0 0	5 10 9	796 3 0	...	400 0 0	20 5 0	...	520 5 0	176 3 0	1,472 12 3	+72 4 3	
...	...	431 4 0	...	60 0 0	8 4 3	...	491 4 3	123 3 0	614 7 3	+14 6 0	
...	105 0 0	3 2 6	...	108 2 6	108 2 6	+10 4 8	
400 0 0	...	900 0 0	200 0 0	140 0 0	3 2 0	...	423 2 0	1,123 2 0	+40 2 0	
400 0 0	...	400 0 0	200 0 0	250 0 0	3 18 4	...	423 18 4	1,023 18 4	+42 12 4	
800 0 0	...	1,281 4 0	510 0 0	505 0 0	17 9 3	...	1,796 9 3	1,796 9 3	+11 0 0	

Balance Sheet of Rural Co-operative Credit

No.	Name of Society.	Present value of investments.	Assets.							Total assets.	Loans from non-members.	Loans from other societies.	Interest due on loans in columns 10 and 11.
			Cash in hand and bank.	Loans due by members.	Loans due by other societies.	Interest due on columns 4 and 5.	Value of stock in hand.	Other items.					
1	2	3	4	5	6	7	8	9	10	11	12	13	
		Rs. s. p.	Rs. s. p.	Rs. s. p.	Rs. s. p.	Rs. s. p.	Rs.	Rs. s. p.	Rs. s. p.	Rs. s. p.	Rs. s. p.	Rs. s. p.	
PADNA DISTRICT.													
1	Deonia Gramya Dharma Bhandar.	44 10 0	518 7 7	1,172 10 0	...	56 2 0	1,791 13 7	172 11 6	500 0 0	4 4 0	
2	Bagrama Gramya Dharma Bhandar.	70 12 10	1,658 13 3	5,447 0 0	...	151 15 6	10,353 8 6	950 0 0	1,200 0 0	37 14 3	
3	Boramara Gramya Dharma Bhandar.	...	16 13 3	1,118 0 0	...	113 12 1	1,243 9 4	2 6 9	800 0 0	25 0 0	
4	Nalkola Gramya Dharma Bhandar.	32 13 0	78 10 3	1,198 0 0	...	59 7 3	1,369 15 0	500 0 0	400 0 0	27 4 4	
5	Pongua Gramya Dharma Bhandar.	10 15 0	54 7 11	1,042 0 0	...	98 9 3	2,106 0 2	...	1,500 0 0	15 13 4	
6	Ahmedpur Gramya Dharma Bhandar.	8 3 4	60 7 0	1,700 3 0	...	124 3 3	1,893 11 9	200 0 0	1,350 0 0	46 7 7	
7	Boypur Gramya Dharma Bhandar No. I.	...	51 4 0	616 0 0	...	26 4 3	723 3 3	...	400 0 0	12 3 0	
8	Darlapur Gramya Dharma Bhandar No. I.	12 7 0	20 3 9	954 0 0	...	6 4 6	987 1 3	...	300 0 0	...	
9	Ghurka Gramya Dharma Bhandar.	...	67 3 0	1,434 0 0	...	103 9 9	1,805 1 9	...	550 0 0	17 3 0	
10	Darlapur Gramya Dharma Bhandar No. II.	3 4 0	18 14 3	926 0 0	...	5 3 2	963 10 6	...	800 0 0	0 0 3	
11	Ednarpur Gramya Dharma Bhandar	11 3 3	3 7 9	1,029 3 0	1,044 3 5	...	900 0 0	0 0 3	
12	Harat Gramya Dharma Bhandar.	13 10 3	191 11 9	405 0 0	...	33 7 6	735 12 11	300 0 0	300 0 0	...	
13	Boypur Gramya Dharma Bhandar No. II.	...	127 9 0	865 0 0	...	25 10 6	1,008 3 6	...	300 0 0	3 2 0	
14	Manmathapur Gramya Dharma Bhandar.	...	7 5 0	735 13 0	...	11 10 9	754 11 9	...	500 0 0	5 3 4	
15	Boalia Gramya Dharma Bhandar.	7 0 0	75 0 3	100 0 0	183 0 3	...	100 0 0	...	
Total of Padma District		219 13 0	2,932 12 3	22,763 6 0	...	810 14 3	26,776 15 11	2,125 3 3	10,800 0 0	194 12 11	
MALDA DISTRICT.													
1	Panchanandapur Co-operative Agricultural Bank.	...	61 13 0	613 14 0	...	135 3 0	811 0 0	
2	Ennesabad Pathantall Gramya Atma Khandan Bhandar.	...	108 0 0	108 0 0	
3	Maharajpur [Atma Shabaya Khandan Bhandar.	...	131 3 0	1,037 3 0	...	32 6 3	1,251 3 3	
Total of Malda District		...	261 4 0	1,651 3 0	...	167 9 3	2,170 3 0	
CACHAR DISTRICT.													
1	Mastipur Gramya Mahajani Sabha.	...	135 3 3	723 0 0	908 3 3	...	350 0 0	1 9 0	
Total of Cachar District		...	135 3 3	723 0 0	908 3 3	...	350 0 0	1 9 0	
SILHET DISTRICT.													
1	Rajgarh Gramya Dharma Bhandar.	...	735 6 7	276 0 0	571 6 7	...	300 0 0	...	
2	Chhotodesh Gramya Mahajani Sabha.	...	113 1 0	735 0 0	808 1 0	...	220 0 0	...	
3	Charao Gramya Mahajani Sabha.	...	43 6 3	656 0 0	...	1 4 7	609 12 3	...	500 0 0	3 14 0	

-contd.

lies on the 30th June 1910.

Liabilities.													
Loans from Government.	Interest due to Government.	Total of columns 10 to 14.	Share capital.	Deposits by members.	Interest due on members' deposits.	Dividends due to members.	Total due to members (columns 16 to 20).	Establishment and contingent charges due.	Other items.	Reserve fund.	Total Liabilities.	Profit (+) or loss (-).	Remarks.
14	15	16	17	18	19	20	21	22	23	24	25	26	27
Rs. s. p.	Rs. s. p.	Rs. s. p.	Rs. s. p.	Rs. s. p.	Rs. s. p.	Rs.	Rs. s. p.	Rs. s. p.	Rs.	Rs. s. p.	Rs. s. p.	Rs. s. p.	
600 0 0	1 8 1	1,178 8 4	...	477 13 10	25 4 6	...	603 2 6	5	1,738 13 8	-63 0 8	
920 0 0	16 15 6	4,164 13 9	...	5,515 0 0	227 13 6	...	5,732 13 6	8 13 0	...	0 11	9,979 8 8	+379 0 6	
90 0 0	2 2 8	919 9 0	...	119 14 2	7 8 10	...	127 7 0	118 1 9	1,028 1 0	+84 0 1	
100 0 0	...	1,027 4 4	...	100 0 0	9 2 0	...	109 2 0	116 4 9	1,244 11 1	+124 8 11	
800 0 0	...	1,715 18 4	...	220 0 0	12 10 8	...	232 10 8	42 8 9	1,901 0 4	+114 13 10	
...	...	1,596 7 7	...	189 0 0	15 14 9	...	204 14 9	7 8 0	1,808 14 4	+84 13 8	
100 0 0	...	512 8 0	...	166 0 0	4 14 0	...	170 14 0	83 6 0	+40 8 8	
...	...	600 0 0	...	138 0 0	4 9 0	...	137 9 0	937 9 0	+40 0 8	
450 0 0	...	1,017 2 0	...	478 8 0	14 15 0	...	493 7 0	1,810 10 0	+94 7 9	
...	...	800 0 8	...	126 0 0	8 12 8	...	129 12 8	929 12 11	+28 12 7	
...	...	900 0 8	...	112 8 0	8 1 0	...	118 9 0	1,015 9 8	+28 9 9	
100 0 0	...	600 0 0	...	115 0 0	2 8 6	...	118 8 6	718 8 6	+17 4 8	
350 0 0	...	553 2 0	...	201 2 0	6 12 8	...	206 4 8	921 6 8	+14 12 8	
...	...	505 2 4	225 0 0	238 0 0	730 2 4	+24 0 6	
...	...	100 0 0	75 0 0	75 0 0	175 0 0	+7 0 2	
740 0 0	20 9 10	16,280 10 0	300 0 0	2,164 4 0	243 14 10	...	2,748 2 20	8 12 0	...	6 20 8	26,278 8 8	+1,201 12 8	
...	449 8 0	27 12 6	...	477 7 6	120 1 0	707 8 6	+108 7 6	
...	100 0 0	100 0 0	100 0 0	+ 0 0 0	
600 0 0	...	600 0 0	...	600 0 0	25 0 0	...	625 0 0	1,225 0 0	+ 25 0 0	
600 0 0	...	600 0 0	...	1,149 2 0	22 12 6	...	1,208 7 6	20 1 0	2,229 8 6	+177 10 9	
80 0 0	2 14 2	624 7 8	...	100 0 0	5 14 6	...	114 14 6	23 7 9	623 12 6	+23 8 3	
80 0 0	2 14 2	664 7 8	...	109 0 0	6 14 6	...	115 14 6	42 7 9	623 12 6	+23 8 3	
70 0 0	1 0 2	271 0 2	...	100 0 0	100 0 0	24 4 4	271 0 2	+10 0 0	
70 0 0	0 14 8	620 14 4	...	110 0 0	110 0 0	122 14 6	620 14 4	+23 8 3	
70 0 0	0 14 8	574 12 8	...	75 0 0	0 6 2	...	75 6 2	42 0 6	623 8 4	+6 9 4	

Balance Sheet of Rural Co-operative Cred

No.	Name of Society.	Present value of investments.	Assets.									
			Cash in hand and bank.	Loans due by members.	Loans due by other societies.	Interest due on columns 4 and 5.	Value of stock in hand.	Other items.	Total assets.	Loans from non-members.	Loans from other societies.	Interest due on loans in columns 10 and 11.
1	2	3	4	5	6	7	8	9	10	11	12	13
		Rs. a. p.	Rs. a. p.	Rs. a. p.	Rs. a. p.	Rs. a. p.	...	Rs. a. p.	Rs. a. p.	Rs. a. p.	Rs. a. p.	Rs. a. p.
DISTRICT SYLHET—contd.												
4	Gurabhai Gramya Mahajani Sabha.	...	73 6 3	154 5 10	...	31 9 10	259 5 11
5	Bishal Gramya Mahajani Sabha.	...	111 12 1	165 0 0	...	10 8 4	286 15 5
6	Duroopur Gramya Mahajani Sabha.	...	243 1 4	1,718 0 0	...	0 7 4	1,963 8 8	300 0 0	300 0 0	18 6 1
7	Harnail Gramya Mahajani Sabha, No. 1.	...	407 13 5	1,565 0 0	1,972 13 5	300 0 0	300 0 0	63 0 1
8	Lentimati Gramya Mahajani Sabha.	...	27 10 7	895 0 0	1,022 10 7	...	300 0 0	...
9	Durabpur Gramya Dharma Bhandar.	...	73 5 3	873 0 0	946 5 3	200 0 0	...	4 15 1
10	Byampur Gramya Mahajani Sabha No. 1.	...	140 14 0	1,131 0 0	...	0 11 0	1,278 9 0	240 0 0	250 0 0	29 0 1
11	Byampur Gramya Mahajani Sabha No. 11.	...	89 6 4	1,477 0 0	...	6 9 7	1,572 15 11	160 0 0	400 0 0	27 11 1
12	Julai Gramya Dharma Bhandar	...	145 13 0	805 0 0	950 13 0	200 0 0	...	18 0 1
13	Dalair Char ditto	...	113 10 0	968 6 0	...	23 11 10	1,109 13 10	...	400 0 0	9 0 1
14	Mullera Gramya Dharma Bhandar.	...	235 2 9	960 0 0	1,196 2 9	...	470 0 0	0 4 1
15	Nunnagar Gramya Dharma Bhandar.	...	617 7 2	508 8 0	1,120 15 2	200 0 0	200 0 0	23 15 1
16	Bengram Gramya Dharma Bhandar.	...	194 1 4	825 0 0	...	40 0 6	1,059 1 10	...	300 0 0	6 12 1
17	Hemugram Gramya Dharma Bhandar.	...	430 12 6	2,673 0 0	3,109 12 6	21 0 0	800 0 0	14 7 1
18	Fahapur Gramya Mahajani Sabha.	...	845 4 2	650 0 0	1,495 4 2
19	Kaibua Gramya Mahajani Sabha.	...	110 6 0	1,000 0 0	1,110 6 0
20	Nayamati Gramya Mahajani Sabha.	...	0 0 8	1,240 0 0	...	33 12 0	1,278 12 8
21	Khalurmati Gramya Mahajani Sabha.	...	450 9 7	873 0 0	1,329 9 7	...	200 0 0	0 0 1
22	Digar Nayamati Gramya Mahajani Sabha.	...	102 14 8	6 7 0 0	709 14 8
23	Doknail Gramya Mahajani Sabha.	...	253 10 4	1,000 0 0	1,253 10 4
24	Bourbhag Gramya Mahajani Sabha.	...	161 4 9	890 0 0	1,051 4 9	...	200 0 0	6 10 1
25	Sivanagar Gramya Mahajani Sabha.	...	227 3 7	994 0 0	1,221 3 7	...	200 0 0	4 15 1
26	Harnail Gramya Mahajani Sabha No. 11.	...	197 6 0	1,400 0 0	1,597 6 0	...	200 0 0	4 10 1
27	Dharmapur Gramya Mahajani Sabha No. 1.	...	114 14 5	1,315 0 0	1,429 14 5	...	300 0 0	7 7 1
28	Jhimbhari Gramya Dharma Bhandar.	...	45 12 4	1,450 0 0	...	84 5 6	1,539 1 10	...	250 0 0	7 7 0
29	Saileshpur Gramya Dharma Bhandar.	...	187 4 4	900 0 0	1,157 4 4
30	Lisnant Gramya Dharma Bhandar.	...	12 0 0	1,000 0 0	...	123 11 8	2,027 11 8
31	Purnanagar Gramya Dharma Bhandar.	...	105 8	1,6 8 0 0	1,710 9 8
32	Nagole Gramya Dharma Bhandar.	...	153 12 0	2,054 0 0	...	33 3 0	2,243 12 0
33	Nakhal Gramya Dharma Bhandar.	...	1,045 3 9	895 0 0	2,040 3 9	...	1,000 0 0	5 4 0
34	Palabhal Gramya Dharma Bhandar.	...	4 6	2,129 9 6	...	14 8 2	2,221 5 10

-contd.

Liabilities on the 30th June 1910.

Liabilities.													Remarks.
Loans from Government.	Interest due to Government.	Total of columns 10 to 14.	Share capital.	Deposits by members.	Interest due on members' deposits.	Dividends due to members.	Total due to members (columns 16 to 19).	Establishment and contingent charges due.	Other items.	Reserve fund.	Total liabilities.	Profit (+) or loss (-).	
14	15	16	17	18	19	20	21	22	23	24	25	26	27
Rs. s. p.	Rs. s. p.	Rs. s. p.	Rs. s. p.	Rs. s. p.	Rs. s. p.		Rs. s. p.	Rs. s. p.		Rs. s. p.	Rs. s. p.	Rs. s. p.	
...	150 4 0	17 8 0	...	176 9 9	23 4 0	200 14 9	+19 7 0	
90 0 0	1 8 8	91 8 8	...	100 0 0	6 8 8	...	106 8 8	66 1 4	268 16 9	+33 0 8	
550 0 0	...	1,166 6 9	...	540 0 0	540 0 0	126 9 1	1,286 16 10	+130 0 10	
500 0 0	...	1,168 0 0	...	500 0 0	34 13 0	...	504 13 0	35 11 9	1,043 0 9	+129 0 0	
800 0 0	...	600 0 0	...	235 0 0	235 0 0	71 11 4	876 11 4	+64 18 0	
300 0 0	...	504 15 0	...	300 0 0	18 12 0	...	318 12 0	64 10 8	870 5 8	+62 15 10	
800 0 0	...	619 0 4	...	320 0 0	19 0 8	...	339 0 8	68 4 9	1,208 5 3	+72 8 8	
850 0 0	...	1,027 11 8	...	405 0 0	405 0 0	83 19 1	1,490 7 7	+96 8 6	
800 0 0	...	518 0 0	...	300 0 0	18 12 0	...	318 12 0	60 12 0	877 8 0	+61 8 0	
200 0 0	...	709 0 1	...	300 0 0	300 0 0	64 11 0	1,043 11 1	+64 8 0	
300 0 0	...	770 4 0	...	300 0 0	300 0 0	89 7 11	1,129 11 11	+66 6 10	
800 0 0	...	728 15 0	...	291 0 0	291 0 0	62 12 0	1,046 11 0	+64 8 4	
300 0 0	...	606 12 0	...	340 0 0	340 0 0	66 8 10	898 1 10	+68 0 0	
950 0 0	...	1,785 7 0	...	925 0 0	78 12 8	...	1,008 12 8	108 6 11	2,796 11 8	+216 1 4	
650 0 0	...	650 0 0	...	650 0 0	54 2 8	...	704 2 8	64 10 0	1,308 12 8	+98 7 0	
600 0 0	...	500 0 0	...	500 0 0	500 0 0	34 1 10	1,034 1 10	+66 4 8	
600 0 0	...	500 0 0	...	660 0 0	37 8 0	...	637 8 0	36 11 8	1,174 8 8	+176 0 0	
500 0 0	...	700 0 4	...	500 0 0	500 0 0	30 11 4	1,200 11 4	+100 15 11	
300 0 0	...	308 0 0	...	400 0 0	27 9 0	...	427 9 0	14 12 8	748 8 11	+ 97 8 4	
500 0 0	...	500 0 0	...	600 0 0	44 6 4	...	644 6 4	20 11 8	1,168 0 0	+ 84 10 4	
350 0 0	...	534 10 4	...	408 0 0	408 0 0	21 12 11	941 10 5	+ 62 10 0	
400 0 0	...	604 15 10	...	530 0 0	6 4 0	...	524 4 0	21 12 9	1,125 1 7	+ 98 8 0	
600 0 0	...	804 10 4	...	670 0 0	37 8 0	...	677 8 0	60 0 0	1,483 10 4	+110 11 0	
500 0 0	...	807 7 6	...	500 0 0	500 0 0	15 0 0	1,233 0 0	+ 64 10 8	
500 0 0	...	767 7 0	...	700 0 0	24 7 4	...	724 7 4	1,463 14 4	+ 98 8 4	
650 0 0	...	550 0 0	...	550 0 0	550 0 0	1,140 0 0	+ 67 0 4	
...	1,200 0 0	44 14 0	...	1,244 14 0	1,244 14 0	+120 15 0	
800 0 0	...	800 0 0	...	835 0 0	835 0 0	1,635 0 0	+ 75 0 0	
1,000 0 0	...	1,000 0 0	...	1,060 0 0	23 7 0	...	1,119 7 0	2,119 7 0	+124 0 0	
500 0 0	...	1,505 4 0	...	508 0 0	508 0 0	2,013 4 0	+ 24 15 0	
1,000 0 0	...	1,000 0 0	...	1,150 0 0	15 5 10	...	1,165 5 10	2,165 5 10	+ 74 0 0	

Balance Sheet of Rural Co-operative Credit

No.	Name of Society.	Present value of investments.	Assets.									Loans from non-members.	Loans from other societies.	Interest due on loans in columns 10 and 11.
			Cash in hand and bank.	Loans due by members.	Loans due by other societies.	Interest due on columns 4 and 5.	Value of stock in hand.	Other items.	Total assets.					
1	2	3	4	5	6	7	8	9	10	11	12	13		
		Rs. a. p.	Rs. a. p.	Rs. a. p.	Rs. a. p.	Rs. a. p.	Rs.	Rs.	Rs. a. p.	Rs. a. p.	Rs. a. p.	Rs. a. p.		
SYLHET DISTRICT—conold.														
35	Chiknagole Gramya Dharma Bhandar.	...	33 8 6	2,070 0 0	...	64 11 0	2,169 3 6		
36	Longpur Gramya Dharma Bhandar.	...	53 5 2	1,404 0 0	1,456 5 2		
37	La'arabak Gramya Dharma Bhandar.	...	65 4 4	820 0 0	685 4 4		
38	Jatrapati Gramya Dharma Bhandar.	...	17 6 6	331 0 0	...	1 6 6	319 13 0		
39	Nandrol Gramya Dharma Bhandar.	...	430 4 3	638 0 0	...	16 15 3	1,095 3 6	...	500 0 0	5 0		
	Total of Sylhet District	...	8,078 8 6	42,731 15 4	...	837 2 9	51,341 10 7	1,621 0 0	8,010 0 0	253 12		
KHASI AND JAINTIA HILLS.														
1	Un'auka Rural Co-operative Credit Society.	...	17 11 4	439 1 0	...	8 0 2	404 12 6		
	Total of Khasi and Jaintia Hills Districts.	...	17 11 4	439 1 0	...	8 0 2	404 12 6		
GOALPARA DISTRICT.														
1	Gauripur Gramya Dharma Bhandar.		
2	Gauripur Co-operative Union.	...	32 1 2	...	1,539 8 0	72 1 9	1,603 10 11		
3	Tiamari Gramya Dharma Bhandar.	186 8 0	...	0 10 9	186 2 0	...	186 8 0	9 10 1		
4	Ma'chu-animal Tub'erna Bhandar.	40 0 0	...	5 0 0	45 0 0	...	40 0 0	5 0 0		
5	Go'ramari Gramya Dharma Bhandar.	414 0 0	...	1 10 9	415 10 9	...	414 0 0	1 10 1		
6	Gourpur Gramya Dharma Bhandar.	940 0 0	...	65 12 3	1,004 12 3	...	940 0 0	65 12 1		
	Total of Goalpara District	...	32 1 2	1,829 8 0	1,539 8 0	144 8 6	3,255 4 8	...	1,629 8 0	72 1 1		
KAMRUP DISTRICT.														
1	B'itochi Co-operative Credit Society.	...	75 9 8	1,731 0 0	...	110 1 7	1,716 11 3		
2	Nah'ta Co-operative Credit Society.	...	189 7 3	1,378 0 0	...	22 5 0	1,606 12 3	5 6 3	1,000 0 0	49 11 0		
3	Ma'ona G'ach'a Bank	...	24 6 3	1,440 0 0	...	41 14 3	1,506 4 6	...	500 0 0	3 12 4		
4	Na'bari ditto	...	118 12 6	2,614 8 0	...	212 10 11	2,905 15 8	...	1,000 0 0	117 8 0		
5	Ka'me'kshi ditto	...	310 11 6	3,940 0 0	...	133 6 0	4,340 1 6		
6	Pa'ksh'ari ditto	...	143 7 8	1,583 0 0	...	5 2 6	1,533 10 3	500 0 0		
7	Ma'ang'ien ditto	...	7 11 5	2 2 0 0	...	11 2 11	310 14 4		
8	Koch'para ditto	...	7 9 6	3,150 0 0	...	79 0 2	3,205 9 8		
9	Pa'hona Sa'ra'kha ditto	...	53 0 6	376 0 0	...	8 14 5	402 13 1	...	200 0 0	3 12 0		
10	Nu'me's'ti G'ach'a Bank	...	23 12 6	180 0 0	209 12 6		
	B'itku'li ditto	...	210 8 0	200 0 0	419 3 0		
	Total of Kamrup District	...	1,673 12 0	16,474 8 0	...	672 9 9	18,277 11 9	803 6 3	2,000 0 0	117 11 0		

III—contd.

Societies on the 30th June 1910—contd.

Liabilities.														
Loans from Government.	Interest due to Government.	Total of columns 10 to 14.	Share capital.	Deposits by members.	Interest due on members' deposits.	Dividends due to members.	Total due to members (columns 16 to 19).	Establishment and contingent charges due.	Other items.	Reserve fund.	Total Liabilities.	Profit (+) or loss (-).		
14	15	16	17	18	19	20	21	22	23	24	25	26	27	
Rs. s. p.	Rs. s. p.	Rs. s. p.	Rs. s. p.	Rs. s. p.	Rs. s. p.	Rs.	Rs. s. p.	Rs.	Rs.	Rs. s. p.	Rs. s. p.	Rs. s. p.		
1,000 0 0	...	1,000 0 0	...	1,025 0 0	47 2 2	...	1,072 2 2	1,072 2 2	+ 96 2 6		
850 0 0	...	850 0 0	...	1,035 0 0	1,035 0 0	1,035 0 0	+ 71 8 2		
800 0 0	...	800 0 0	...	840 0 0	19 7 8	...	859 7 8	859 7 8	+ 53 11 2		
150 0 0	...	150 0 0	...	150 0 0	150 0 0	150 0 0	+ 12 11 0		
...	...	503 0 0	150 0 0	405 0 0	4 2 0	...	559 2 0	1,023 2 0	+ 23 0 0		
16,000 0 0	4 5 10	26,889 2 6	150 0 0	20,267 4 2	894 7 2	...	21,161 11 11	1,472 8 8	42,633 2 10	+ 2,200 8 2		
200 0 0	...	200 0 0	...	229 1 0	8 14 7	...	237 15 7	617 15 7	+ 10 13 11		
200 0 0	...	200 0 0	...	229 1 0	8 14 7	...	237 15 7	477 16 7	+ 10 13 11		
...	222 11 8	222 11 8	- 5 11 8	C-4.	
560 0 0	8 7 6	568 7 6	...	672 0 0	22 4 0	...	710 4 0	1,770 11 6	+ 4 16 0		
...	...	196 2 2	14 2 2	...		
...	...	45 0 0	45 0 0	...		
...	...	415 10 2	415 10 2	...		
...	...	1,004 12 2	1,004 12 2	...		
600 0 0	8 7 6	2,230 1 2	...	672 0 0	22 4 0	...	710 4 0	222 11 2	2,272 9 11	+ 12 2 0		
800 0 0	...	800 0 0	...	680 0 0	18 13 2	...	728 13 2	55 6 1	1,244 3 3	+ 12 2 0		
200 0 0	...	1,253 1 2	...	185 1 8	10 1 0	...	125 2 6	24 2 2	1,200 6 0	- 10 2 0		
400 0 0	...	803 12 0	...	450 0 0	23 16 0	...	473 16 0	23 9 8	1,233 6 3	+ 14 0 0		
800 0 0	...	1,917 2 0	...	820 0 0	64 5 5	...	874 5 5	27 11 2	1,944 17 2	+ 2 2 0		
2,000 0 0	...	2,000 0 0	...	2,000 0 0	21 7 0	...	2,021 7 0	21 12 2	4,121 1 2	+ 17 0 0		
300 0 0	...	1,100 0 0	...	257 8 8	257 8 8	1,257 8 8	+ 19 2 0		
...	27 0 0	5 5 12	...	23 5 12	23 5 12	+ 10 0 0		
1,000 0 0	...	1,000 0 0	...	1,020 0 0	28 1 4	...	1,028 1 4	1,028 1 4	+ 10 0 0		
200 0 0	...	743 12 0	...	125 11 11	2 7 8	...	128 7 8	621 11 7	+ 10 0 0		
...	220 0 0	1 0 8	...	21 0 8	21 0 8	+ 7 0 0		
200 0 0	...	200 0 0	...	200 0 0	1 0 8	...	21 0 8	21 0 8	+ 2 2 0		
500 0 0	...	500 1 2	...	746 2 11	22 9 6	...	768 11 2	212 6 2	1,270 7 11	+ 2 2 0		

Balance Sheet of Rural Co-operative Cred

No.	Name of Society.	Present value of investments.	Assets.									Loans from non-members.	Loans from other societies.	Interest due on loans in columns 10 and 11.
			Cash in hand and bank.	Loans due by members.	Loans due by other societies.	Interest due on columns 4 and 5.	Value of stock in hand.	Other items.	Total assets.					
1	2	3	4	5	6	7	8	9	10	11	12	13		
		Rs. a. p.	Rs. a. p.	Rs. a. p.	Rs. a. p.	Rs. a. p.			Rs. a. p.	Rs. a. p.	Rs. a. p.	Rs. a.		
NOWGONG DISTRICT.														
1	Damani Gaolla Bank	278 10 8	1,065 0 0	...	53 8 0	1,326 8 6		
2	Jakhanda Satra Co-operative Credit Society.	...	83 5 6	1,164 4 0	...	164 1 7	1,411 11 1	200 0 0	...	1 9 0		
3	Nachonpara Fadia Satra Co-operative Credit Society.	...	163 9 4	1,334 0 0	...	66 6 0	1,618 15 4	...	300 0 0	...		
4	Parapnija Satra Co-operative Credit Society.	...	459 9 2	2,200 7 8	...	840 11 4	3,000 12 0		
5	Kachonpara Satra Co-operative Credit Society.	...	191 14 5	765 0 0	...	146 9 9	1,103 8 2		
	<i>Total of Nowgong District ...</i>	...	1,112 1 1	6,578 11 6	...	770 6 6	8,461 2 1	200 0 0	300 0 0	1 9 0		
SIDSAGAR DISTRICT.														
1	Rajahauli Gaolla Bank	151 4 0	3,345 0 0	...	14 2 0	3,710 6 0	22 0 0	...	0 13 0		
2	Charigaon ditto	149 5 5	1,500 0 0	...	61 0 6	1,710 5 11		
3	Kowarpur Rural Co-operative Credit Society.	...	1603 9 1	2,007 0 0	...	263 7 1	2,324 0 2		
4	Simulaguri Laglaji Karbarkari Dharodia Sabha.	...	246 9 9	1,571 8 0	...	166 1 7	1,884 2 4		
5	Charing Kakotigaon Rural Co-operative Credit Society.	...	1,221 9 6	2,246 0 0	...	2 15 8	4,131 9 2		
6	Jauji Rural Co-operative Credit Society.	...	616 6 5	1,614 0 0	...	166 14 2	2,017 4 7		
7	Doydar Rural Co-operative Credit Society.	...	308 8 1	1,534 0 0	1,842 8 1		
8	Nakachari Rural Co-operative Credit Society.	...	249 10 1	2,383 0 0	...	180 8 2	2,813 2 4		
9	Botbari Rural Co-operative Credit Society.	...	119 12 5	2,617 0 0	...	0 5 0	2,737 1 5		
10	Naxtra Laglaji Karbarkari Dharodia Sabha.	...	220 11 2	1,307 0 0	...	16 8 2	1,542 14 4		
11	Kharikutia-Anguri Laglaji Karbarkari Dharodia Sabha.	...	169 12 10	1,250 0 0	1,410 12 10		
12	Titabar-Anguri Laglaji Karbarkari Dharodia Sabha.	...	139 14 9	907 0 0	...	2 7 10	1,049 6 7		
13	Khongla Gaolla Bank	231 1 7	1,666 0 0	...	74 2 8	1,965 4 1		
14	Bongaon Laglaji Karbarkari Dharodia Sabha.	...	43 6 10	1,037 0 0	...	40 11 0	1,726 1 10		
15	Tiengal Laglaji Karbarkari Dharodia Sabha.	...	37 0 2	427 8 0	...	0 8 4	465 0 6		
16	Motika Laglaji Karbarkari Dharodia Sabha.	...	211 12 5	1,296 0 0	1,476 12 5		
17	Lahing Chaharia Dhat Dharodia Sabha.	...	29 1 3	1,470 0 0	...	45 2 7	1,544 9 10		
18	Chiladhari Laglaji Karbarkari Dharodia Chhaharia Sabha.	...	63 9 11	866 0 0	...	23 2 0	946 12 8		
19	Dakshin Hangara Dhan Dharodia Chhaharia Sabha.	...	87 1 1	792 0 0	...	23 1 0	922 2 1		
20	N. Maghat Laglaji Dharodia Chhaharia Sabha.	...	9 8 0	9 8 0		
	<i>Total of Sidsagar District...</i>	...	5,435 9 2	26,679 0 0	...	1,125 2 5	43,250 13 2	22 0 0	...	0 13		

-contd.

Statistics on the 30th June 1910.

Liabilities.												Total liabilities.	Profit or loss.	Remarks.
Loans from Government.	Interest due to Government.	Total of columns 10 to 14.	Share capital.	Deposits by members.	Interest due on members' deposits.	Dividends due to members.	Total due to members (column 16 to 19).	Establishment and contingent charges due.	Other items.	Reserve fund.	Total liabilities.			
14	15	16	17	18	19	20	21	22	23	24	25	26	27	
Rs. s. p.	Rs. s. p.	Rs. s. p.	Rs. s. p.	Rs. s. p.	Rs. s. p.		Rs. s. p.	Rs. s. p.		Rs. s. p.	Rs. s. p.	Rs. s. p.		
485 0 0	8 9 9	503 9 9	...	457 0 0	29 3 7	...	406 3 7	242 13 4	1,313 0 0	+62 0 10		
450 0 0	...	651 9 0	...	527 0 0	527 0 0	5 0 0	...	131 10 8	1,308 11 8	+48 15 0		
500 0 0	...	800 0 0	...	530 0 0	500 0 0	1 0 0	...	101 13 8	1,343 13 8	+70 3 1		
550 0 0	...	1,050 0 0	...	1,413 0 0	108 5 10	...	1,520 5 10	24 0 0	...	247 7 0	2,541 13 10	+154 15 3		
450 0 0	...	450 0 0	...	500 0 0	28 15 11	...	528 15 11	53 3 3	1,033 3 1	+71 5 1		
945 0 0	8 9 9	8,453 3 9	...	8,460 0 0	160 9 4	...	8,620 9 4	30 0 0	...	917 16 8	8,990 8 8	+436 15 10		
335 0 0	25 11 6	1,233 8 6	...	1,935 8 0	6 14 3	...	1,942 0 3	202 7 7	2,290 0 4	+121 13 8		
420 0 0	12 1 0	433 1 0	...	1,062 0 0	1,062 0 0	192 6 5	1,996 7 5	+23 16 6		
440 0 0	45 9 9	1,485 9 9	...	6,808 6 3	319 13 8	...	7,128 3 11	21 0 0	...	620 14 8	9,363 11 1	+70 5 1		
860 0 0	2 10 0	662 10 0	...	815 0 3	49 2 1	...	864 3 4	14 0 0	...	103 11 0	1,710 7 4	+123 12 0		
900 0 0	...	900 0 0	...	2,701 5 9	2,701 5 9	218 0 3	2,976 5 11	+127 8 8		
700 0 0	2 1 9	702 1 9	...	914 0 0	29 7 3	...	1,003 7 3	20 0 0	...	107 16 7	1,923 7 0	+83 13 10		
800 0 0	1 1 1	801 1 1	...	732 0 0	732 0 0	3 0 0	...	66 0 7	1,823 1 0	+120 1 0		
1,000 0 0	0 10 3	1,006 10 3	...	1,306 0 0	31 4 7	...	1,337 4 7	3 0 0	...	294 5 8	2,477 4 11	+128 13 8		
1,100 0 0	...	1,100 0 0	...	1,135 0 0	1,135 0 0	204 6 2	2,389 6 2	+197 13 3		
700 0 0	...	700 0 0	...	630 12 3	46 14 6	...	746 11 3	2 0 0	...	19 13 4	1,608 7 6	+73 6 10		
...	1,037 3 10	23 7 0	...	1,110 9 10	106 8 0	1,516 14 10	+188 1 10		
400 0 0	...	400 0 0	...	510 0 0	10 11 0	...	520 11 0	0 0 0	...	60 3 11	977 13 11	+71 8 3		
750 0 0	...	750 0 0	...	273 0 0	52 9 0	...	325 9 0	20 0 0	...	120 7 1	1,308 0 0	+47 3 0		
800 0 0	...	800 0 0	...	313 8 0	54 11 2	...	378 3 2	0 0 0	...	23 1 3	1,608 6 10	+123 13 0		
...	430 0 0	26 16 0	...	456 14 0	2 1 3	623 13 3	+6 1 4		
800 0 0	...	800 0 0	...	713 0 0	713 0 0	24 0 0	...	26 2 10	1,363 5 10	+111 10 7		
800 0 0	...	800 0 0	...	623 0 0	46 5 0	...	671 5 0	2 1 0	1,376 6 0	+79 3 1		
400 0 0	...	400 0 0	...	498 0 0	23 4 0	...	521 4 0	913 6 0	+23 7 11		
...	330 0 0	24 6 3	...	354 6 3	948 6 3	+14 11 1		
...	+8 8 0		
2,305 0 0	05 13 9	1,9423 10 9	...	24,298 11 3	257 13 0	...	25,224 8 1	120 0 0	...	2,325 0 7	41,201 5 6	+1,156 7 0		

TABLE

Balance Sheet of Rural Co-operative Credit

No.	Name of Society.	Present value of investments.	Assets,							Loans from non-members.	Loans from other societies.	Interest due on loans in columns 10 and 11.
			Cash in hand and bank.	Loans due by members.	Loans due by other societies.	Interest due on columns 4 and 5.	Value of stock in hand.	Other items.	Total assets.			
1	2	3	4	5	6	7	8	9	10	11	12	13
		Rs. a. p.	Rs. a. p.	Rs. a. p.	Rs. a. p.	Rs. a. p.	Rs.	Rs. a. p.	Rs. a. p.	Rs. a. p.	Rs. a. p.	Rs. a.
LAKHIMPUR DISTRICT.												
1	Dinjoy-Chabus Gaolla Bank	129 4 7	941 8 0	...	82 5 10	1,159 8 5
2	Lahool Co-operative Credit Society.	...	383 8 11	734 10 0	...	48 8 2	1,004 8 1
3	Ghorbandi Co-operative Credit Society.	...	753 16 7	2,964 12 0	...	167 8 3	3,865 2 10
4	Rangagora-Tinsukia Co-operative Credit Society.	...	742 4 8	4,446 0 0	...	86 7 0	5,274 11 8
	<i>Total of Lakhimpur District...</i>	...	1,907 12 0	9,086 14 0	...	362 13 8	11,357 9 0
	Total of the Province ...	9,744 6 6	38,319 15	2,500,923 7 0	1,615 8	51,159 0 5	...	119 9 0	6,01,860 14	1,25,915 6 6	1,51,306 4 4	8,657 4

-concluded.

ctics on the 30th June 1910.

Liabilities.													Total Liabilities.	Profit (+) or loss--	Remarks.
Loans from Government.	Interest due to Government.	Total of columns 10 to 14.	Share capital.	Deposits by members.	Interest due on members' deposits.	Dividends due to members.	Total due to members (columns 10 to 13).	Resubscribed and contingent charges due.	Other items.	Reserve fund.	Total Liabilities.	Profit (+) or loss--			
14	15	16	17	18	19	20	21	22	23	24	25	26	27		
Rs. a. p.	Rs. a. p.	Rs. a. p.	Rs. a. p.	Rs. a. p.	Rs. a. p.	Rs.	Rs. a. p.	Rs.	Rs.	Rs. a. p.	Rs. a. p.	Rs. a. p.			
335 0 0	...	335 0 0	...	250 0 4	27 3 5	-	277 3 9	21	-	127 0 11	1,151 0 0	+ 1 14 11			
400 0 0	...	400 0 0	...	973 2 0	20 7 1	-	993 9 1	-	-	100 2 0	1,012 12 0	+ 00 11 0			
1,500 0 0	...	1,500 0 0	...	1,630 5 0	108 7 0	-	1,738 12 0	-	-	220 0 11	8,500 2 11	+ 220 10 11			
...	4,285 5 11	205 15 0	-	4,490 10 11	0	-	220 10 0	4,917 10 10	+ 220 11 10			
2,205 0 0	...	2,205 0 0	...	7,008 5 3	440 1 0	-	7,448 6 3	21	-	370 10 0	10,224 2 0	+ 700 0 0			
4,16,610 8 6	7,443 2 0	4,09,941 8 11	1,518 0 0	1,12,220 0 8	2,906 12 1	-	1,12,841 12 0	210	-	20,420 5 0	2,01,204 7 1	+ 40,000 7 0			

ANNUAL ACCOUNTS AND BALANCE SHEET OF RURAL SOCIETIES IN THE
PROVINCE OF EASTERN BENGAL AND ASSAM FOR THE YEAR ENDING ON
30TH JUNE 1910.

I.

Cash Account.

Receipts.	Amount.	Expenditure.	Amount.
	Rs. a. p.		Rs. a. p.
Share payment	1,515 0 0	Share capital withdrawn
Entrance fees	2,323 12 9	Deposits withdrawn	6,835 10 7
Deposits by members	47,882 11 6	Loans repaid to Government	15,803 6 6
Loans from Government	49,110 0 0	Loans repaid to other societies	10,598 15 4
Loans from other societies	91,794 8 0	Loans repaid to non-members	3,015 0 0
Loans from non-members... ..	12,426 6 6	Loans issued to members	2,67,950 11 10
Loans repaid by members	1,03,537 10 8	Loans issued to other societies	4,709 2 6
Loans repaid by other societies	3,093 10 6	Interest paid on loans and deposits	19,296 7 9
Interest received	42,751 6 2	Establishment and contingencies paid.	2,835 14 6
Other income	566 3 6	Other items	414 10 11
		Carried to reserve	6,670 3 6
Total receipts	3,55,001 4 10	Total expenditure	3,38,160 3 5
Add—Opening balance	21,478 13 9	Add—Closing balance	33,319 15 2
GRAND TOTAL	3,76,480 2 7	GRAND TOTAL	3,76,480 2 7

II.

Revenue Accounts.

Profit.	Amount.	Loss.	Amount.
	Rs. a. p.		Rs. a. p.
Interest received and due for the current year	69,573 3 7	Interest paid and due for the current year	28,178 11 10
		Establishment and contingencies paid and due for the current year	2,827 3 6
Entrance fees and other income received and due.	2,956 3 0	Debts written off	10 0 0
		Interest written off	13 5 4
		Other items	414 10 11
Total profit	71,529 6 7	Total loss	31,472 15 7
Add—Nett loss (if any)	Add—Nett profit (if any)	40,053 7 0
GRAND TOTAL	71,529 6 7	GRAND TOTAL	71,529 6 7

III.

Balance Sheet.

Assets.		Amount.	Liabilities.		Amount.
		Rs. a. p.			Rs. a. p.
Cash in hand and in bank	...	38,319 15 2	Loans from non-members	...	25,915 6 6
Present value of investments	...	9,744 6 6	Loans from other societies	...	1,51,336 4 4
Loans due by members	...	5,00,923 7 0	Interest due on above items	...	8,057 4 7
Loans due by other societies	...	1,615 8 0	Loans from Government	...	2,19,619 3 6
Interest due on loans	...	51,158 0 5	Interest due on above item	...	7,443 1 0
			Total due to others	...	4,02,941 3 11
Other items	...	119 9 0	Paid-up share capital	...	1,615 0 0
			Deposits by members	...	1,13,920 0 8
			Interest due on deposits	...	3,9 6 13 1
			Total due to members	...	1,19,241 13 9
			Establishment and contingencies due.	...	219 0 0
			Other items
			Reserve fund	...	34,422 6 6
Total Assets	...	6,01,880 14 1	Total Liabilities	...	6,01,880 14 1
Add—Nett loss (if any)	Add—Nett profit	...	49,553 7 0
GRAND TOTAL	...	6,01,880 14 1	GRAND TOTAL	...	6,01,880 14 1

DIVISION OF PROFITS.

		Rs. a. p.
To Reserve Fund	...	49,053 7 0
To remuneration	...	Nil.
To other Funds	...	Nil.
To dividends	...	Nil.

Total Profit Rs. 49,053 7 0

ACCOUNTS AND BALANCE SHEETS

OF

CO-OPERATIVE CREDIT SOCIETIES IN EASTERN BENGAL AND ASSAM

FOR THE YEAR ENDING ON THE

30th June 1910.

COMPILED IN THE OFFICE AND PUBLISHED UNDER AUTHORITY OF
THE REGISTRAR OF CO-OPERATIVE CREDIT SOCIETIES,
EASTERN BENGAL AND ASSAM.



SHILLONG.

PRINTED AT THE EASTERN BENGAL AND ASSAM SECRETARIAT PRINTING
OFFICE.

1911.

ACCOUNTS AND BALANCE SHEETS


OF

CO-OPERATIVE CREDIT SOCIETIES IN EASTERN BENGAL AND ASSAM

FOR THE YEAR ENDING ON THE

30th June 1910.

COMPILED IN THE OFFICE AND PUBLISHED UNDER AUTHORITY OF
THE REGISTRAR OF CO-OPERATIVE CREDIT SOCIETIES,
EASTERN BENGAL AND ASSAM.



SHILLONG.

PRINTED AT THE EASTERN BENGAL AND ASSAM SECRETARIAT PRINTING
OFFICE.

1911.