

TABLE OF CONTENTS.

ADMINISTRATION REPORT OF THE PUBLIC WORKS DEPARTMENT, IRRIGATION BRANCH, FOR THE YEAR 1924-25.

CHAPTER I.

General—Pages 1-2.

CHAPTER II.

	PAGE		PAGE
Personnel	2	A.—Irrigation Works—Unproductive	
Classification of works	2	—cont.	
Total outlay, revenue and extent irrigated	3	Value of crops	5
A.—Irrigation Works—Productive—		B.—Navigation, Embankment and Drainage Works—Unproductive—	
Number of works	3	Navigation canals—Receipts ..	5-6
Length of canals	3	Works for which Capital and Revenue Accounts are not kept—	
Area irrigated	3	Irrigation works	6
Capital outlay	4	Tank Restoration Scheme works ..	6
Working expenses	4	Works for which Capital and Revenue Accounts are not kept—Navigation, Embankment and Drainage Works—	
Revenue	4	Investigation of projects	7
Financial results	4	Character of the season	8
Revenue and working expenses per acre	4	Floods	8
Remissions	4	Breaches and accidents	8-10
Value of crops	4	Cauvery Committee	10
A.—Irrigation Works—Unproductive—		Madras Irrigation Bill	11
Number of works	4	Cauvery Metur Project	11
Capital outlay	5	Irrigation—Advisory Boards	11
Length of canals	5	Localization of irrigable areas ..	11
Area irrigated	5	Irrigation panchayats	11
Revenue	5	Hydro-Electric Development	11-12
Working expenses	5		
Remissions	5		

CHAPTER III.

Works for which Capital and Revenue Accounts are kept.

A.—Irrigation Works—Productive.

No. 1 Ganjam minor rivers system—		No. 4 Divi pumping system—	
Capital outlay	12	Capital outlay	16
Working expenses	12	Works in progress	16
Area irrigated	12	Working expenses	16
Financial results	12	Area irrigated	16
		Financial results	16
No. 2 Godavari delta system—		General	16
Capital outlay	12	No. 5 Penner river canals system—	
Works in progress	12	Capital outlay	16
Working expenses	13	Working expenses	16
Navigation	13	Area irrigated	17
Area irrigated	13	Financial results	17
Financial results	13	General	17
General	14	No. 6 Arkenkota channel—	
No. 3 Kistna delta system—		Capital outlay	17
Capital outlay	14	Working expenses	17
Works in progress	14	Area irrigated	17
Working expenses	14	Financial results	17
Navigation	15	No. 7 Thadapalli channel—	
Area irrigated	15	Capital outlay	17
Financial results	15	Working expenses	17
General	15	Area irrigated	17
		Financial results	17

	PAGE		PAGE
No. 8 Kalingarayan channel—		No. 17 Mebamattur anicut system—	
Capital outlay	18	Capital outlay	22
Working expenses	18	Working expenses	22
Area irrigated	18	Area irrigated	22
Financial results	18	Financial results	22
No. 9 Palur anicut system—		General	22
Capital outlay	18	No. 18 Vriddhaohalam anicut system—	
Working expenses	18	Capital outlay	22
Area irrigated	18	Working expenses	22
Financial results	18	Area irrigated	22
General	18	Financial results	22
No. 10 Chembrambakkem tank—		General	23
Capital outlay	18	No. 19 Lower Coleroon anicut system—	
Working expenses	18	Capital outlay	23
Area irrigated	18	Working expenses	23
Financial results	19	Area irrigated	23
No. 11 Valluru anicut system—		Financial results	23
Capital outlay	19	General	23
Working expenses	19	No. 20 Cauvery delta system	
Area irrigated	19	Capital outlay	23
Financial results	19	Works in progress	23-24
No. 12 Poiney anicut system—		Working expenses	24
Capital outlay	19	Area irrigated	24
Working expenses	19	Financial results	25
Area irrigated	19	General	25
Financial results	19	No. 21 Nandyar channel system—	
General	19	Capital outlay	25
No. 13 Cheyvar anicut system—		Working expenses	25
Capital outlay	20	Area irrigated	25
Working expenses	20	Financial results	25
Area irrigated	20	No. 22 Periyar system	
Financial results	20	Capital outlay	25
General	20	Working expenses	26
No. 14 Virukhoyilar anicut system—		Area irrigated	26
Capital outlay	20	Financial results	26
Working expenses	20	General	26
Area irrigated	20	No. 23 Srivaidhantam anicut system—	
Financial results	20	Capital outlay	26
General	21	Working expenses	26
No. 15 Shatiatope anicut system—		Area irrigated	27
Capital outlay	21	Financial results	27
Working expenses	21	General	27
Area irrigated	21	No. 24 Marudur anicut system	
Financial results	21	Capital outlay	27
General	21	Working expenses	27
No. 16 Todur project—		Area irrigated	27
Capital outlay	21	Financial results	27
Working expenses	21		
Area irrigated	21		
Financial results	22		
General	22		

CHAPTER IV.

Works for which Capital and Revenue Accounts are kept.

A.—Irrigation Works—Unproductive.

No. 25 Rushikolya system—		No. 27 Muniyuru system—	
Capital outlay	27	Capital outlay	29
Working expenses	28	Working expenses	29
Area irrigated	28	Area irrigated	29
Financial results	28	Financial results	29
General	28	No. 28 Peddanayutu tank of Chinna- raopalem—	
No. 26 Nagavalli river system—		Capital outlay	29
Capital outlay	28	Working expenses	29
Working expenses	28	Area irrigated	29
Area irrigated	29	Financial results	29
Financial results	29	No. 29 Bhrugubhanda project (in abey- ance)	
General	29	29

	PAGE		PAGE
No. 30 Jangamaheswarapuram tank—		No. 42 Yellanur tank—	
Capital outlay	30	Capital outlay	33
Working expenses	30	Working expenses	33
Area irrigated	30	Area irrigated	33
Financial results	30	Financial results	33
No. 31 Atmakur tank—		No. 43 Kocheruvu tank—	
Capital outlay	30	Capital outlay	33
Working expenses	30	Working expenses	33
Area irrigated	30	Area irrigated	33
Financial results	30	Financial results	33
No. 32 Dondapad tank—		No. 44 Siddapur tank—	
Capital outlay and working expenses.	30	Capital outlay	34
Area irrigated	30	Working expenses	34
Financial results	30	Area irrigated	34
No. 33 Bhavanasi tank—		Financial results	34
Capital outlay	30	No. 45 Nagavaram anicut and supply	
Working expenses	30	channel—	
Area irrigated	30	Capital outlay and working expen-	
Financial results	31	se	34
No. 34 Mopad reservoir—		Area irrigated	34
Capital outlay	31	Financial results	34
Working expenses	31	No. 46 Venkatapuram tank—	
Area irrigated	31	Capital outlay	34
Financial results	31	Working expenses	34
No. 35 Hajipuram tank—		Area irrigated	34
Capital outlay	31	Financial results	34
Working expenses	31	No. 47 Kurnool-Cuddapah canal—	
Area irrigated	31	Capital outlay	34
Financial results	31	Working expenses	35
No. 36 Ponnalur tank—		Navigation	35
Capital outlay	31	Area irrigated	35
Working expenses	32	Financial results	35
Area irrigated	32	No. 48 Thippayapalem project	35
Financial results	32	No. 49 Barur tank—	
No. 37 Anamasamudram-Beraperu		Capital outlay	35
tank—		Working expenses	35
Capital outlay	32	Area irrigated	35
Working expenses	32	Financial results	35
Area irrigated	32	General	36
Financial results	32	No. 50 Kaniyampalayam anicut—	
No. 38 Yerur tank—		Capital outlay	36
Capital outlay and working expenses.	32	Working expenses	36
Area irrigated	32	Area irrigated	36
Financial results	32	Financial results	36
No. 39 Sagilera system—		No. 51 Madras Water-supply and	
Capital outlay	32	Irrigation system—	
Working expenses	32	Capital outlay	36
Area irrigated	32	Working expenses	36
Financial results	32	Area irrigated	36
No. 40 Cumbum tank—		Financial results	36
Capital outlay	33	No. 52 Pelandorai anicut—	
Working expenses	33	Capital outlay	36
Area irrigated	33	Working expenses	36
Financial results	33	Area irrigated	36
No. 41 Marhapur tank—		Financial results	37
Capital outlay	33	General	37
Working expenses	33	No. 53 Panjapatti reservoir—	
Area irrigated	33	Capital outlay	27
Financial results	33	Working expenses	37
		Area irrigated	37
		Financial results	37

CHAPTER V.

Works for which Capital and Revenue Accounts are kept.

B.—Navigation, Embankment and Drainage Works—Unproductive.

No. 54 Ganjam-Gopalpur canal	37	No. 55 Buckingham canal—cont.	
No. 55 Buckingham canal—		Navigation	38
Capital outlay	37	Financial results	38
Working expenses	37	No. 56 Vedaranniyam canal	38

CHAPTER VI.

Works for which Capital and Revenue Accounts are not kept

(1) Irrigation Works.

	PAGE		PAGE
Number of works	28	Particulars of revenue	41
Area irrigated and Financial results.	39	Financial results	41
Outlay	39	Tank restoration scheme works	41
Progress of works	39-40		

(2) Navigation, Embankment and Drainage Works.

Receipts	41	Progress of works	
Expenditure	42		

APPENDIX I.

Statistical statements—

Statement A-I.—Canal projects with particulars regarding discharges, rainfall, area commanded, cost of construction, expenditure, interest charges and length of canals, etc.	43-48
Statement A-II.—Reservoir projects with similar particulars as above	49-54
Statement B-I.—Capital Account of Irrigation, Navigation, Embankment and Drainage works for which Capital and Revenue accounts are kept	55-60
Statement C-I.—Financial results showing receipts and expenditure against Revenue, etc., of Irrigation, Navigation, Embankment and Drainage works for which Capital and Revenue accounts are kept	61-72
Statement C-II.—Financial results (based on actual receipts) showing capital outlay, gross receipts, working expenses, interest charges, etc., of Irrigation, Navigation, Embankment and Drainage works for which Capital and Revenue accounts are kept	73-80
Statement C-III.—Demands and realizations of Irrigation, Navigation, Embankment and Drainage works for which Capital and Revenue accounts are kept	81-84

Statistical statements—cont.

Statement C-IV.—Financial results (based on assessments for the year) of Irrigation, Navigation, Embankment and Drainage works for which Capital and Revenue accounts are kept	85-92
Statement D-I.—Statement of traffic on the principal navigable canals	93-94
Statement D-II.—Description and quantities of goods, etc., carried on the principal navigable canals.	95-102
Statement E-I.—Areas irrigated, etc., under irrigation works classed as productive and unproductive for which Capital and Revenue accounts are kept	103-108
Statement E-II.—Incidence of working expenses and assessed water revenue on irrigation systems under irrigation works classed as productive and unproductive for which Capital and Revenue accounts are kept	110-111
Statement E-III.—Areas irrigated and the value of crops raised	112-119
Statement E-IV.—Comparative statement of irrigation and rainfall	120-127
Statement E-I.—Incidence of water rates under irrigation works classed as productive and unproductive for which Capital and Revenue accounts are kept	128-129

APPENDIX II.

Statement showing the results of irrigation.

Statement No. 1.—Financial results of irrigation works classed as productive and unproductive for which Capital and Revenue accounts are kept	130-135	Statement No. 2.—Extent irrigated and the revenue derived under minor works for which Capital and Revenue accounts are not kept	136-137
---	---------	---	---------

TABLE OF CONTENTS

APPENDIX III.

Administrative Accounts.

Systems.	No. 2, Capital Account.	No. 3, Revenue Account.	No. 4, Interest Account.	No. 5, Indirect Charges Account.	No. 6, Statement comparing charges to date with sanctioned estimates.
Review of the accounts— pages 139 to 143.	PAGE	PAGE	PAGE	PAGE	PAGE
CONSTRUCTION OF IRRIGATION, NAVIGATION, EMBANKMENT AND DRAINAGE WORKS.					
No. 1.—GENERAL ABSTRACT OF FINANCIAL RESULTS— pages 144 to 151.					
A. IRRIGATION WORKS.					
1. Productive Works.					
Ganjam minor rivers system ..	152	154	156	156	157
Godavari delta system ..	158	160	161	161	162
Kistna do. ..	164	166	167	167	168
Divi pumping system ..	170	172	173	173	174
Perner river canals system ..	176	178	180	180	181
Arkenkota channel ..	182	183	185	185	186
Thadapalli do. ..	187	188	190	190	191
Kalingarayan do. ..	192	193	195	195	196
Palar anicut system ..	197	199	201	201	202
Chembrambakkam tank ..	203	204	206	206	207
Valluru anicut system ..	208	209	211	211	212
Poiney do. ..	213	214	215	216	217
Cheyeru do. ..	218	219	221	221	222
Tirukkoyilur anicut system ..	223	224	226	226	227
Shatiatepe do. ..	228	229	231	231	232
Toludur project ..	233	235	236	236	237
Mehamattur anicut system ..	238	239	241	241	242
Vriddhachalam do. ..	243	244	245	245	246
Lower Coleroon do. ..	247	249	251	251	252
Cauvery delta system ..	253	255	257	257	258
Nandyar channel system ..	259	260	262	262	263
Pariyar system ..	264	266	268	268	269
Srivaikuntam anicut system ..	270	272	274	274	275
Marudur anicut system ..	276	277	279	279	280
2. Unproductive Works.					
Rushikulya system ..	281	283	285	285	286
Nagavalli river system ..	287	289	291	291	292
Muniyeru system ..	293	294	296	296	297
Peddinayudu tank of Chinnarapalem.	298	299	300	300	301
Jangam-heswarapuram tank ..	302	303	304	304	305
Atmakuru tank ..	306	307	308	308	309
Dondapad do. ..	310	311	312	312	313
Bhavanasi do. ..	314	315	316	316	317
Mopad project ..	318	319	320	320	321
Hajipuram tank ..	322	323	324	324	325
Ponnalur do. ..	326	327	328	328	329
Anamasamudram-Bersaperu tank.	330	331	333	333	334

Administrative Accounts—cont

Systems.	No. 2, Capital Account.	No. 3, Revenue Account.	No. 4, Interest Account.	No. 5, Indirect Charges Account.	No. 6, Statement comparing charges to date with sanctioned estimates.
A. IRRIGATION WORKS—cont.	PAGE	PAGE	PAGE	PAGE	PAGE
<i>2. Unproductive Works—cont.</i>					
Yerur tank	336	336	337	337	338
Vamula tank	339	340	341	341	342
Sagileru system	343	344	346	346	347
Talapulavanka tank	348	..	349	349	350
Cumbum tank	351	352	354	354	355
Markapur tank	356	357	359	359	360
Yellanur tank	361	362	364	364	364
Kootheruvu do.	366	367	369	369	370
Siddapur do.	371	372	373	373	374
Nagavaram sicut and supply channel.	376	376	377	377	378
Venkatapuram tank project	379	380	381	381	382
Kurnool-Cuddapah canal	383	385	387	387	388
Thippayapalem project	389	..	390	390	391
Barur tank	392	394	395	395	395
Kanniampalaiyam sicut	397	398	399	399	400
Madras Water-supply and Irriga- tion system.	401	402	404	404	406
Pelandorai sicut	406	407	409	409	410
Panjampatti reservoir	411	412	413	413	414
B. NAVIGATION, ETC.					
<i>2. Unproductive Works.</i>					
Ganjam-Gopalpur canal	415	416	417	417	418
Buckingham canal	419	420	421	421	422
Vedaranniyam do.	423	424	425	425	426

PUBLIC WORKS DEPARTMENT

MADRAS PRESIDENCY

ADMINISTRATION REPORT

FOR THE YEAR 1924-1925

PART II—IRRIGATION

CHAPTER I.—GENERAL.

As this Administration Report contains statistics which cannot be compiled till long after the end of the financial year, the remarks in this chapter are intended to bring the general information up to date.

2. The chief feature is that a start has been made with the Metur project. A survey is in progress under the Director of Public Health in order to select the healthiest available site for the labour camp near the dam, repairs have been started on the road from Metur to Erode, a special Collector and Deputy Collectors have begun land acquisition, and a special Superintending Engineer has been put in charge of the work with a suitable staff for preliminary work. A revision of the dam design has become necessary, raising water level 1.7 feet, so that the reservoir may contain 93,500 mill. c ft. above the sill of the lowest irrigation supply sluices in accordance with the Mysore agreement, and the great Cauvery floods of 1924 have shewn that the discharging capacity of the surplus sluices needs considerable increase. An acceleration of the building programme is under consideration as a measure of economy. It is proposed to send to England a Mechanical Engineer, for consultation with the Director General of Stores and the Principals of manufacturing firms, before placing orders for the special construction plant.

3. A cyclone of unprecedented severity visited the West Godavari, Kistna, and Guntur districts in May 1925 and caused great havoc among buildings, irrigation works, and floating plant.

The steam launch 'Wenlock' sunk near Divi island has not yet been recovered, and its salvage may not be possible at a reasonable cost. Estimates amounting to over one lakh have been approved for special repairs to the Ellore and Ryves canals.

4. The Kistna anicut has been fitted with falling shutters 6 feet high in place of 3 feet shutters. In years of poor rainfall and low river supplies, these shutters will enhance the safety of irrigation under the Kistna delta system.

5. In November 1925 a cyclone in Tinnevely district resulted in floods second only in height to the maximum known flood of December 1923, and did damage to irrigation works to the extent of nearly 3 lakhs of rupees. Repairs have been started.

6. Several large works have been sanctioned during the year, of which the most important is the Polavaram island project in the Godavari district estimated to cost $18\frac{1}{2}$ lakhs. Next in order of importance are the Kattalai canal in Trichinopoly district; protective works at the Periyar dam surplus escape, $4\frac{1}{2}$ lakhs; construction of locks and regulators at the heads of the Ellore and Masulipatam canals in the Kistna delta, estimate 4 lakhs; improvements to Veeranam tank, South Arcot district; and constructing four locks on the West Coast canal.

7. Administratively an important change has been made in that the Chief Engineers have been relieved of their work as Secretaries to Government in their respective branches, and a separate Indian Civil Service Secretary has been appointed to carry out those duties. This change, made as an experiment in May for a period of six months, is being continued for another six months to gain further experience.

CHAPTER II

Mr. P. Hawkins, A.C.H., M.INST.C.E., continued as Chief Engineer for Irrigation. The post of Assistant Chief Engineer for Irrigation was held by M.R.Ry. R. Narasimha Ayyangar Avargal, B.A., B.E.

2. Irrigation works in this Presidency are classified as shown below :—

(a) *Works for which Capital and Revenue Accounts are kept—*

A. Irrigation works—

- (i) Productive.
- (ii) Unproductive.

B. Navigation, Embankment and Drainage Works—

- (i) Productive.
- (ii) Unproductive.

(b) Works for which Capital and Revenue Accounts are not kept—

- (i) Irrigation works.
- (ii) Navigation, Embankment and Drainage Works.

The classification of a work as productive or unproductive is based upon the financial results of three consecutive years. There are no works in this Presidency under "B. Navigation, Embankment and Drainage Works—Productive".

3. The total outlay incurred on irrigation works and the total revenue realized during the year under report was Rs. 1,04,03,788 * and Rs. 2,82,54,234 against Rs. 90,29,140 and Rs. 2,73,77,764, respectively, in 1923-24. The area charged as irrigated was 7,109,548 acres against 6,891,136 acres in the previous year. The net revenue after deducting working expenses was Rs. 1,37,99,369 against Rs. 1,47,12,416 of the previous year. The figures of outlay include indirect charges. If the direct charges alone be taken, the expenditure during the year amounted to Rs. 95.29 * lakhs against the budget allotment of Rs. 88.43 lakhs. The expenditure from contribution not included in the above figures amounted to Rupees 56,392. The net cropped area in the Presidency during 1924-25 under all the chief food grains and industrial crops, both irrigated and dry, was 37,923,617 acres or 1,499,760 acres more than in the previous year. The area irrigated by Government irrigation works alone, viz., 7,109,548 acres, was 18.7 per cent on the total cropped area. This was 218,412 acres more than in the previous year. The increase occurred under minor works and was due to the favourable character of the season.

4. A. Irrigation Works—Productive.—(1) There are 24 works of this class. The canals of the Godavari and the Kistna delta systems are used both for irrigation and navigation. The remaining works are for irrigation only.

(2) The total length of the main and branch canals of the productive systems at the end of the year was 4,049½ miles. Of this length, 876½ miles were for irrigation and navigation combined and the remainder for irrigation only. The length of distributaries was 8,303¼ miles.

(3) The total area charged as irrigated (first and second crop)

	First crop.	Second crop.	was
	ACS.	ACS.	3,659,622 acres against
1924-25 ...	3,191,298	468,324	3,665,579 acres in the previous
1923-24 ...	3,192,022	473,557	year. The decrease under first

crop is small. Under second crop the decrease occurred under the Chembrambakkam tank and the

* Excluding Rs. 15.04 lakhs spent under the head "52. Extraordinary payments" in repairing the damage caused by floods and cyclone in 1923 and 1924.

Cauvery delta system. The reasons for the variations are given under the respective systems in Chapter III.

(4) The capital outlay (direct and indirect) during the year was Rs. 10,12,225 against Rs. 10,73,740 in the previous year. The expenditure was incurred mainly on works in the Godavari, the Kistna and the Cauvery delta systems. Details of the works carried out are given in Chapter III.

(5) The gross working expenses of the year amounted to Rs. 47,03,659 against Rs. 36,83,866 in the previous year. The increase occurred under the Lower Coleroon anicut and the Srivaikuntam anicut systems. The increase under the former system was due to the closing of breaches caused by the floods of July 1924. Heavy expenditure was incurred under the Srivaikuntam anicut system in repairing the damage caused by the unprecedented floods of December 1923.

(6) The gross revenue of the year amounted to Rs. 1,78,59,211 against Rs. 1,80,97,940 in 1923-24. The fall occurred mainly under the Cauvery delta system and was due to the reduction of the new settlement rates by $6\frac{1}{4}$ per cent and to the remissions granted on a large scale owing to the damage caused by floods.

(7) The net revenue derived and the profit realized after deducting interest charges amounted to Rs. 84,18,361 and Rs. 60,82,648 against Rs. 97,13,566 and Rs. 74,60,261, respectively, in the previous year. The net profit for the year amounts to Rs. 11.70 per cent and the profit after deducting interest charges, viz., Rs. 23,35,713, is 8.45 per cent on the total capital outlay of Rs. 7,19,34,456 to the end of the year against 4.39 per cent twenty-five years ago, i.e., 1899-1900. The accumulated profits to the end of the year amounted to Rs. 24.95 crores.

(8) The estimated value of irrigated crops raised during the year amounted to Rs. 38,89,83,977 against Rs. 33,73,58,828 in the previous year.

(9) The average revenue per acre amounted to Rs. 4.88 on the gross area and Rs. 5.98 on new irrigation. The working expenses per acre were Rs. 1.28 on the gross area and Rs. 2.05 on new irrigation.

(10) The remissions granted during the year amounted to Rs. 5,44,492 against Rs. 3,69,327 in the previous year. The areas mainly affected were the Cauvery delta and the Palar anicut systems.

5. *A. Irrigation Works—Unproductive.*—(1) There are 30 works of this class excluding the Bhrughubhanda project in the Guntūr district (estimate Rs. 1,36,466) which has not been commenced as it is to be taken up only when the necessity for famine-relief arises.

The Vemula and Talapula Vanka Tanks which were completed at a cost of Rs. 63,757 and Rs. 58,824, respectively, have proved failures. The Thippayapalem project in the Kurnool district was newly sanctioned during the year.

(2) The capital outlay (direct and indirect) during the year was Rs. 62,425 against Rs. 7,626 in 1923-24. The bulk of the outlay was incurred on the Rushikulya system and the Thippayapalem project.

(3) The total length of main and branch canals at the end of the year was $751\frac{1}{2}$ miles, of which 190 miles were for irrigation and navigation combined and the remainder for irrigation only. The length of distributaries was $705\frac{1}{4}$ miles.

(4) The area irrigated during the year was 285,729 acres against 289,334 acres in 1923-24.

(5) The gross revenue amounted to Rs. 10,52,001 against Rs. 10,21,079 in the previous year. The increase is accounted for by the fall in the amount of remissions granted under the Rushikulya system and the Barur tank.

(6) The gross working expenses amounted to Rs. 4,52,415 against Rs. 3,75,207 in 1923-24. The increase occurred chiefly under the Rushikulya system and the Kurnool-Cuddapah Canal. The increase under the former system was due to repairing the damage caused by the cyclone of November 1923. The execution of certain special works and the strengthening of canal banks account for the increase under the Kurnool-Cuddapah Canal.

(7) The net revenue due to improvements amounted to Rs. 4,08,852 against Rs. 4,55,510 in the previous year. This represents a return of 1.01 per cent on the capital outlay of Rs. 4,04,62,184 to the end of the year. The net revenue, viz., Rs. 4,08,852 fell short of interest charges by Rs. 9,37,428, of which Rs. 5,96,336 is on account of the Kurnool-Cuddapah Canal. This deficit represents 2.32 per cent on the capital outlay. Against this, however, must be set the value of the crops produced under these works, Rs. 2,18,77,235.

(8) The average revenue per acre amounted to Rs. 3.68 on the gross area and Rs. 4.67 on new irrigation. The working expenses per acre were Rs. 1.58 on the gross area and Rs. 2.38 on new irrigation.

(9) The remissions granted during the year amounted to Rs. 12,107 against Rs. 47,669 in the previous year.

(10) The estimated value of crops produced amounted to Rs. 2,18,77,235 against Rs. 1,82,09,409 in the preceding year.

6. *B. Navigation, Embankment and Drainage Works—Unproductive.*—There are three works of this class, viz., the Ganjam-Gopalpur Canal, the Buckingham Canal and the Vedaranniyam Canal, the total

length of which is 296½ miles. The gross receipts and charges amounted to Rs. 81,574 and Rs. 3,34,931 respectively against Rs. 80,200 and Rs. 2,98,884 in the previous year. There was thus a loss of Rs. 2,53,357 on the working of these canals against Rs. 2,18,684 in 1923-24. During the year under review heavy expenditure was incurred on the clearance of silt in the Buckingham Canal and on certain special repairs carried out to a number of lock gates. The value of goods carried during the year was Rs. 53,91,180.

7. *Navigation canals.*—Navigation was carried on as usual on the Dummagudem, Gōdāvāri, Kistna, Kurnool-Cuddapah, Buckingham, West Coast and Vedaranniyam canals. The total direct receipts amounted to Rs. 3,09,636 or Rs. 25,250 more than in the previous year. The increase occurred chiefly in the Godavari and the Kistna canals under “Six weeks’ license fees” and “Wharfage fees.”

8. *Works for which Capital and Revenue Accounts are not kept—Irrigation works.*—The outlay incurred on, the area irrigated under, and the revenue derived from works of this class are compared below with the figures of the previous year and the averages of the previous triennium:—

	Outlay incurred.	Area irrigated.	Gross revenue.
	RS.	ACS.	RS.
During 1924-25 *	35,69,795	3,164,197	92,03,445
„ 1923-24	32,25,867	2,936,223	81,09,951
Average of the triennium ending 1923-24	31,18,419	3,179,388	93,03,223

The excess expenditure was due to extensive repairs carried out to a large number of works damaged by the heavy floods during the year and the cyclone of the previous year. The unfavourable character of the season in 1923-24 accounts for the fall in area and revenue in that year.

9. *Tank Restoration Scheme works.*—(1) The total area coming within the scope of Tank Restoration Scheme investigation is 102,500 square miles. The area of minor basins on which work had been commenced or completed at the beginning of the year was 90,275 square miles, of which 84,335 square miles had been investigated. During the year under review an area of 605 square miles was investigated, bringing the total to 84,940 square miles, but no new minor basins were entered upon for investigation. The remaining 5,335 square miles are still under investigation. In the area investigated works were completed for 78,502 square miles and in progress for 5,254 square miles. For the balance of 1,184 square miles

* Excluding Rs. 16-04 lakhs spent under the head “52. Extraordinary payments” in repairing the damage caused by floods and cyclone in 1923 and 1924.

works were not commenced. Thus about 82·87 per cent of the total area of 102,500 square miles affected by the scheme had been investigated up to 31st March 1925, leaving on that date a balance of 17,560 square miles. The estimates sanctioned for Tank Restoration Scheme works during the year amounted to Rs. 2,88,981 against Rs. 3,11,189 in the previous year.

(2) The total amount of estimates sanctioned from the beginning of the Tank Restoration Scheme operations up to the end of the year was Rs. 1,67,69,126 against which the total expenditure was Rs. 1,46,45,486 exclusive of charges for establishment and tools and plant. The expenditure during the year amounted to Rs. 3,71,008.

10. *Works for which capital and revenue accounts are not kept—Navigation, Embankment and Drainage Works.*—The outlay incurred on, and the revenue derived from, works of this class are compared below with the figures of the previous year and the averages of the previous triennium—

	Outlay incurred.	Revenue derived.
	RS	RS.
During 1924-25	6,02,363	58,003
„ 1923-24	7,29,440	68,594
Average of the triennium ending 1923-24	7,17,121	74,828

11. *Investigation of projects.*—The preliminary investigation of a project for a reservoir on the Kistna at Sangameswaram had to be discontinued pending negotiations with the Hyderabad Durbar. The investigation of the Bellary West canal project was completed and estimates prepared. A preliminary estimate, amounting to Rs. 6½ lakhs, for the construction of an anicut across the Cauvery at Kattalai to ensure a steady supply for the river channels in the Trichinopoly district was under consideration. The estimate for improvements to the Girisola channel in the Ganjam district was held up pending verification of water-supply available. Proposals for the provision of higher shutters on the Godavari anicut for the improvement of supply to the Godavari delta were awaited from the Superintending Engineer. The estimates for the Polavaram island project were under the consideration of Government. An estimate for a similar project in the Coringa island was under examination. Estimates amounting to Rs. 3·95 lakhs for constructing locks and regulators at the heads of the Ellore and Bandar canals at Bezwada were under the consideration of Government. The revenue aspects of the Vengalapuram project in the Nellore district were under examination. The Basavannah channel project, estimated to cost Rs. 4·24 lakhs, for the extension of irrigation in Bellary district was sanctioned. Estimates amounting to Rs. 3·50 lakhs for improvements to the Vadavar and the Vettu Voikal were also sanctioned.

An estimate for improvements to the Vecranam tank was under the consideration of Government. A preliminary estimate, amounting to Rs. 6.10 lakhs for improvements to the Lower anicut across the Coleroon, was approved and detailed estimates were under preparation. Estimates were under preparation for remodelling the Arkenkota, Thadapalli and Kalingarayan channels in the Coimbatore district and the Amaravathi channels in the same district. The Lower Bhavani project for a storage reservoir on the Bhavani river was recast and revised, but the alternative project for a reservoir at a higher site was also being re-examined before a final decision was made.

12. *Character of the season.*--The total rainfall during the south-west monsoon was greater than that in the previous year, especially on the West Coast. There was a heavy downpour on the Western Ghats, resulting in unprecedented floods, which seriously damaged the crops, especially in portions of Trichinopoly and Tanjore districts. The rainfall was also heavy in parts of Coimbatore, Madura and Tinnevely adjoining the Ghats, while in most of the remaining districts it was light and ill distributed till the middle of September and afterwards copious and well distributed. The north-east monsoon commenced late in the year and it was favourable only in the circars. The average rainfall for the Presidency was 35.16 inches against 29.06 inches in 1923-24 and 36.18 inches, the average of the five years ending 1923-24.

13. *Floods.*--The highest flood in the Godavari was only 7.20 feet on the crest of the Dowlaishwaram anicut on the 7th September 1924 against the recorded maximum of 17.0 feet in 1891 above the then crest level (the present crest being 0.75 feet higher). In the Kistna the maximum flood was 14.90 feet on the crest of the anicut at Bezwada on the 5th September 1924 against the record of 23.50 feet in October 1903. In the Tungabhadra the highest reading was 7.58 feet on the crest of the Sunkesala anicut on the 29th July 1924, the recorded maximum being 10.4 feet on the 31st October 1916. The maximum depth over the Adinimayapalli anicut across the Penner was 1.5 feet on the 18th July 1924, the highest recorded being 13.86 feet on the 26th October 1914. In July 1924, the heaviest floods on record occurred in the Cauvery. The river rose to 14.65 feet on the Cauvery dam north gauge on the 20th July 1924 against the previous maximum of 14.20 feet in July 1911.

14. *Breaches and accidents.*--The cyclone of November 1924 in the Ganjam district affected rather seriously the coastal area between Berhampur and Ichchapur, resulting in danger to a few tanks and anicuts. The portion of the Buckingham canal in the bed of the Manneru was completely obliterated by the shoaling up of sand

brought by floods in the river. There was also a few breaches in the canal here and there. Prompt steps were taken to repair the damage. Owing to very heavy floods in the Tungabhadra river in July 1924, the head sluices to the Basavannah channel were out-flanked on both sides and breaches occurred in some of the irrigation works, resulting in some damage to the sugarcane and paddy crops. The breaches were closed during the year. The continuous heavy rainfall at Mercara in July 1924 brought down unprecedented high floods in the Coleroon with disastrous breaches in the river. Breaches also occurred in the Vadavar and Veeranam tanks and they were closed promptly. Abnormal floods in all the rivers in the Coimbatore district in July 1924, resulted in considerable damage to nearly every anicut in the district and in many breaches in tanks and irrigation channels. There was, however, no damage to crops owing to the prompt action taken.

There were unprecedented floods in the Cauvery and Coleroon during the year under review, causing breaches in many places and damages to flood banks, irrigation channels, standing crops and valuable wet lands, roads and bridges, etc. The maximum flood discharge at the Upper Anicut is estimated to have been 435,500 cusecs, the previous maximum having been only 369,000 cusecs. The most important breaches are detailed below :—

At Kilikudu there was a big breach from the Cauvery into the Coleroon scouring a very deep course. The cost of closing the breach amounted to Rs. 3,90,000 and the amount of remission during 1924-25 owing to shortage of supply as a result of the breach was Rs. 3,97,508 in the Tanjore district and Rs. 1,15,266 in the Trichinopoly district. There were also several breaches between Ammantapam (Srirangam) and the Trichinopoly bridge within the municipal limits of Srirangam. The Cauvery bridge showed signs of giving way, while the Coleroon bridge collapsed. The cracked arches of the Cauvery bridge were repaired and improvements to the bridge were carried out during the year by constructing retaining walls and aprons. The Coleroon bridge was completely demolished with the help of Sappers and Miners and a temporary causeway was made to facilitate traffic.

At Murungapet, the Cauvery breached in five places, washing away the trunk road, railway line, station yard and buildings and water escaped into the drainage channel of Kodingal and Kodamurutti and back again into the Cauvery breaching the flood bank between the municipal pumping station and the Kodamurutti bridge from land side. This breach caused a break in the municipal pumping main and resulted in a serious outbreak of cholera in Trichinopoly town with many fatalities. Valuable wet lands to the extent of 2,500 acres in this area were completely sanded up and

thereby rendered unfit for cultivation. The flood bank with the trunk road and the railway line at Murugapet were reconstructed at once in rear of the old alignment and channels washed away were excavated in rear of this. There was another breach in the right bank of the Aganda Cauvery at Kavalkarapalayam. Also the bed of the river got deeply scoured at the heads of korambu channels, making it impossible to form korambus. The irrigation channels under Iyen, Peruvalai, Nanyyar channel and Ponneri channel systems were also affected. The highest reading of the gauge at Cauvery bridge, Trichinopoly was 17.6 in front and 15.8 feet in rear on 28th July 1924.

The maximum flood level at Lower Anicut was 19.3 feet on 28th July 1924 against 15.1 feet in the previous year and the recorded maximum of 17.10 feet in 1896.

The maximum flood level at the Cauvery Dam, north gauge, was 14.5 against 13.00 feet on 18th August 1923 and 14.20 feet, the recorded maximum in July 1911.

The following were the highest records of readings:—

		FEET.
20th July 1924.	Upper Anicut Cauvery dam, north gauge.	14.65
17th July 1924.	Grand Anicut	8.9
28th July 1924.	Lower Anicut	19.3

The floods continued for about 17 days breaching flood banks and causing serious damages to the valuable lands in the Tanjore and Trichinopoly districts. The flood also outflanked Uttamaseri bridge and destroyed the two end vents. Some of the most important breaches are noted below:—

(i) Umayalpuram breach, about seven miles from Kunbakkonam.

(ii) Sundaraperumalkoil breach in the right bank of Arasalar.

(iii) Breaches in Coleroon in Kuloor, Vaduvakudi, Maruvur and Kovilady limits.

The old Vennar head was opened with the object of diverting some of the flood into the Vennar and reducing the flood in the Coleroon. Some other minor breaches also occurred in the rivers Mudikondanar, Thirumalarayanar, Arasalar and Veerasholanar which were subsequently closed.

15. *Cauvery Committee.*—The several works recommended by the Committee appointed to enquire into the present conditions of irrigation and drainage in the Cauvery delta were examined in consultation with the Superintending Engineer. Estimates for some of the works recommended have been sanctioned.

16. *The Madras Irrigation Bill.*—The Bill which was passed by the Legislative Council on 5th December 1924 was reserved by His Excellency the Governor for the consideration of His Excellency the Governor-General, as some provisions were introduced during the final passage of the Bill which were a substantial modification of the principles hitherto followed in regard to land revenue policy with which the subject of irrigation is closely interconnected.

17. *Cauvery-Metur Project.*—The sanction of the Secretary of State to the estimate for the project was received in March 1925. The preliminary work connected with the scheme was started in December 1924, by a special division. The road from Bhavani to Metur was put in passable order throughout. Clearance of prickly-pear and scrub jungle was also completed and drainage courses were improved to motor-traffic. A provisional lay-out and a site for a bridge across the Cauvery near Thukkanampatti was selected. Urgent acquisition proposals for lands required in the immediate future were sent to the Collector.

18. Irrigation Advisory Boards continued to exist in the Gōdāvāri, Kistna and Cauvery deltas, each Board consisting of five members nominated by Government from among the leading and influential Indian landholders of the non-official class. The functions of the Board were purely advisory.

19. The localization of irrigable areas in the Gōdāvāri Western and Kistna Eastern deltas was completed and the ultimate ayacut under them was fixed at 414,500 acres and 430,000 acres respectively.

20. Certain irrigation channels in the Gōdāvāri delta continued under Panchayat management. The work of the Panchayats was generally satisfactory. The scheme was extended to the Bella and Desanur channels in the Bellary district.

21. *Hydro-Electric Development.*—During the first part of the year 1925, the detailed field work for the Pykara, Pinjikave and Papanasam projects was pushed on and the plans were under preparation. The estimates for the Pykara scheme were submitted to Government in October 1925, and the estimates for the Pinjikave scheme were submitted later in the year. The field work for the Kumbar scheme, in connexion with the Pinjikave, is in progress.

The detailed investigation of markets for power from the several schemes has been in progress. The figures obtained and the enquiries which are coming in, which are already in excess of the initial demands originally anticipated, exemplify the rapidity with which the demand for cheap power arises as soon as the possibility of an assured supply becomes known.

The negotiations for the surrender to Government of the concession for the Pykara scheme which was granted to a private syndicate were completed during 1925.

CHAPTER III—WORKS FOR WHICH CAPITAL AND REVENUE ACCOUNTS ARE KEPT.

A.—IRRIGATION WORKS—PRODUCTIVE.

No. 1, Ganjam Minor Rivers System.

1. The capital outlay during the year amounted to Rs. 4,504 which was incurred on the improvements to the Jalagudem tank of Akkuvada and the construction of a surplus weir at 1 mile 6 furlongs 594 feet on the left bank of the Garibulagedda channel. The former work was completed at a cost of Rs. 3,189 against the estimate of Rs. 3,390. The outlay on the latter to the end of the year was Rs. 2,915 against the estimate of Rs. 3,310.

2. The expenditure under 'Extensions and Improvements' and 'Maintenance and Repairs' amounted to Rs. 2,077 and Rs. 1,14,559 respectively, against Rs. 1,598 and Rs. 33,142 in the previous year. The large increase under the latter head was due to repairing the damage caused by the cyclone of November 1923.

3. The area irrigated was 65,535 acres first crop and 6,993 acres second crop against 65,208 acres and 6,640 acres respectively in 1923-24.

4. The gross revenue amounted to Rs. 66,411 and the working expenses to Rs. 1,81,989. There was thus a deficit of Rs. 1,15,548 or 40.78 per cent of the capital outlay against a net revenue of Rs. 20,892 or 7.49 per cent in 1923-24. The fall was due to the heavy outlay incurred under "Maintenance and Repairs."

No. 2, Godavari Delta System.

5. The capital outlay during the year amounted to Rs. 1,04,858. The following were the important works carried out during the year:—

Eastern and Central Deltas.

(1) *Restoring the Kovvur-Manjair Junction canal (estimate Rs. 1,37,000).*—The outlay during the year was Rs. 657 and to the end of the year Rs. 1,10,044. Owing to the gradual increase of rates for labour, the estimate was under revision with reference to the current schedule of rates.

(2) *Remodelling the Tossipudi North side channel (estimate Rs. 57,702).*—The outlay during the year was Rs. 2,568 and to the end of the year Rs. 46,839.

(3) *Improvements to the Ainapur drain (estimate Rs. 1,45,300).*—The outlay to the end of the year was Rs. 1,46,885. A revised estimate for the work was under preparation.

(4) *Remodelling the Mandapeta channel (estimate Rs. 18,430).*—The work was completed at a cost of Rs. 16,519.

(5) *Remodelling the Tapeswaram South side channel (estimate Rs. 70,000).*—The work was started during the year and the outlay was Rs. 1,518.

(6) *Constructing an outlet on Sahapuram drain and raising the left bank of the Tulyabhaga drain (estimate Rs. 9,255).*—The work was started during the year and the outlay was Rs. 2,569.

Western Delta.

(7) *Improvements to the upper portion of the Yenamadurru drain (estimate Rs. 9,74,000).*—The outlay during the year was Rs. 40,411 and to the end of the year Rs. 3,31,273.

6. *Working expenses—(a) Extensions and improvements.*—The outlay under the head was Rs. 27,623 against Rs. 12,386 in 1923-24 and Rs. 15,861, the average of the previous triennium. The increase was due to certain works carried out to the Gannavaram aqueduct.

(b) *Maintenance and repairs.*—The expenditure was Rs. 4,44,777 against Rs. 4,20,747 in the previous year and Rs. 4,58,545, the average of the triennium ending 1923-24.

7. The navigation receipts and charges amounted to Rs. 1,25,222 and Rs. 1,22,399 against Rs. 1,18,657 and Rs. 1,35,983, respectively, in 1923-24. Under ton-mileage, the figure was 7,975,477 against 7,463,237 in the previous year. The value of goods carried was estimated at Rs. 9,20,19,123 against Rs. 7,94,23,048 in 1923-24.

8. The area irrigated was as shown below:—

Crop.	Average of the		
	triennium ending 1923-24.	During 1923-24.	During 1924-25.
	ACS.	ACS.	ACS.
First crop	765,887	770,195	771,922
Second crop	210,618	223,153	213,713

The extent of sugarcane cultivation was 7,515 acres against 9,450 acres in 1923-24.

9. The gross revenue and working expenses amounted to Rs. 42,76,437 and Rs. 9,42,252, respectively, against Rs. 42,57,145 and Rs. 9,14,391 in the previous year. The profit after deducting

interest charges amounted to Rs. 28,19,724, which is 17.17 per cent on the capital outlay against 17.41 per cent in 1923-24 and 16.22 per cent in 1922-23.

10. The season was generally favourable. The rainfall during the south-west monsoon was above the average. The north-east monsoon also gave heavy rains in November 1924.

The freshes in the river appeared on 4th July 1924 and transplantation was completed by 10th September 1924. The supply, both in the first and second crop season, was good, but owing to heavy rains in November 1924, standing crops were affected to some extent. The yield was, however, normal.

The following table shows the dates of closure and reopening of the canals in the Godavari delta and of the Dummagudem canal:—

Canals.	Date of closure.	Date of reopening.
Eastern Delta canals	22nd April 1924	5th June 1924
Central Delta canals	15th April 1924	15th May 1924
Western Delta canals	3rd May 1924	31st May 1924
Dummagudem canal	21st January 1924	15th June 1924

No. 3, Kistna Delta System.

11. The capital outlay during the year was Rs. 5,68,415. The following were the important works carried out during the year:—

(1) *Replacing the existing 3-feet shutters of the Kistna anicut at Bezwada by shutters 6 feet high (estimate Rs. 3,90,000).*—The outlay during the year was Rs. 3,10,130 and to the end of the year Rs. 3,36,923. The work was almost completed.

(2) *Excavating the Pamarru channel diversion (estimate Rs. 14,200).*—The work was completed at a cost of Rs. 13,678.

(3) *Excavating subsidiary drains to the Motur left side drain (estimate Rs. 20,700).*—The work was started during the year and the outlay was Rs. 919.

(4) *Constructing an arched bridge over the Commamur canal at Duggirala (estimate Rs. 28,650).*—The outlay during the year was Rs. 2,559 and to the end of the year Rs. 26,408. The work was nearing completion.

(5) *Diversion of the Nallamada drain (estimate Rs. 7,35,000).*—The outlay during the year was Rs. 32,142 and to the end of the year Rs. 34,152. The work is in progress.

12. *Working expenses—(a) Extensions and improvements*—The outlay was Rs. 39,038 against Rs. 13,711 in the previous year and

Rs. 14,299, the average of the triennium ending 1923-24. The increase was due chiefly to the formation of a retiring bank from 18/7 to 19/5 of the left flood bank of the Kistna river.

(b) *Maintenance and repairs.*—The expenditure under the head was Rs. 3,11,860 against Rs. 3,10,454 in 1923-24 and Rs. 3,11,520, the average of the previous triennium. The increase was due to the repairs carried out to flood banks on a large scale.

13. The navigation receipts and charges amounted to Rs. 88,222 and Rs. 88,305 against Rs. 81,638 and Rs. 81,521 respectively in the previous year. The figure under 'Ton-mileage' was 11,467,198 against 9,786,047 in 1923-24. The value of goods carried was estimated at Rs. 2,01,79,379 against Rs. 1,72,65,771 in the previous year.

14. The area irrigated was as shown below :—

Crop.	Average of the triennium ending 1923-24.	During	During
		1923-24.	1924-25.
	ACS.	ACS.	ACS.
First crop	750,476	757,704	761,490
Second crop	2,890	3,005	1,244

The extent of sugarcane cultivation was 171 acres against 373 acres in 1923-24.

15. The gross revenue and working expenses amounted to Rs. 39,50,902 and Rs. 7,94,945 respectively against Rs. 39,27,121 and Rs. 6,81,183 in 1923-24. The profit after paying interest charges amounted to Rs. 26,00,806 which represents a return of 14.92 per cent on the capital outlay against 16.08 per cent in 1923-24 and 15.68 per cent in 1922-23.

16. The rainfall was above the average of the previous year and was evenly distributed. Freshes came in the river in the first week of July 1924 and the supply in the canals was full and steady. In the beginning of the irrigation season there was a small breach in the Ellore canal owing to cracks in the bund, which dislocated regulation of water for a few days. Transplantation was carried on from the middle of June to 10th September 1924. Drinking water tanks had their necessary supplies. The crops were fair throughout.

The following table shows the dates of closure and of re-opening of the canals in the Kistna delta :—

Canals.	Date of opening.	Date of closure.
Eastern delta main canal ...	1st June 1924	15th March 1925
Western delta main canal ...	10th June 1924	10th April 1925

No. 4, Divi Pumping System.

17. The capital outlay during the year amounted to Rs. 19,656 which was incurred chiefly on the following works :—

(1) *Installing a ninth engine and pump at Divi (estimate Rs. 3,37,080).*—The outlay to the end of the year was Rs. 3,37,346. The work was completed except the construction of steel cooling water tank which will be taken up in 1925-26.

(2) *Improving and extending the south channel from 0 m. $2\frac{1}{3}$ ch. to 4 m. 45 ch (estimate Rs. 16,000).*—The outlay to the end of the year was Rs. 2,939.

18. The expenditure under 'Extensions and improvements' and 'Maintenance and repairs' amounted to Rs. 8,397 and Rs. 1,02,830 respectively against Rs. 1,288 and Rs. 1,03,578 in the previous year. The increase under the former head was due to the construction of a new ballacut for the Kothapet crossing.

19. The area irrigated was 35,628 acres first crop against 35,558 acres in 1923-24.

20. The gross revenue and working expenses amounted to Rs. 2,10,899 and Rs. 1,57,893 respectively against Rs. 2,02,683 and Rs. 1,48,528 in the previous year. The net revenue was Rs. 53,006. The deficit after paying interest charges was Rs. 44,571, which is 1.76 per cent on the capital outlay against 1.12 per cent in 1923-24.

21. The season was normal with timely floods and rainfall. Pumping was commenced on 21st June 1924 and was necessary for 150 days against 138 days in the previous year. Direct supply was drawn from the river for about 12 days against 10 days in 1923-24. The irrigation season lasted for 162 days against 148 days in the previous year. Transplantation was commenced early in July and was completed by the end of August except in the case of lands of very high level and those owned by absentee landlords. Special arrangements were made to get them also transplanted by the first week of September. The timely rainfall facilitated the completion of transplantation a fortnight earlier than was expected. There was good harvest throughout the delta.

No. 5, Penner River Canals System.

22. The capital outlay amounted to Rs. 17,009, which was incurred on the construction of a new surplus weir at Ramudupalem. The work was started during the year under an estimate of Rs. 16,200.

23. The expenditure under 'Extensions and improvements' and 'Maintenance and repairs' was Rs. 4,236 and Rs. 82,139 respectively against Rs. 2,103 and Rs. 89,635 in 1923-24.

24. The area irrigated was 157,576 acres first crop and 19,250 acres second crop against 156,815 acres and 3,522 acres respectively in the previous year. There was a large decrease under 'second crop' in 1923-24, due to want of timely and adequate rainfall. The extent of indigo cultivation was 2,836 acres against 1,259 acres in 1923-24.

25. The gross revenue amounted to Rs. 6,36,242 and the working expenses to Rs. 1,16,788. The net revenue was Rs. 5,19,504 against Rs. 4,33,030 in the previous year. The profits after deducting interest charges amounted to Rs. 3,27,517 which represents a return of 4.85 per cent on the capital outlay against 3.58 per cent in 1923-24.

26. The season was more favourable than in the previous year. Floods in the river occurred in time to commence sowing and transplantation. Water was available for second crop.

No. 6, Arkenkota Channel.

27. No expenditure was incurred under capital account.

28. The outlay under 'Maintenance and Repairs' was Rs. 3,154 against Rs. 2,739 in the previous year.

29. The area irrigated was 4,575 acres first crop and 534 acres second crop against 4,553 acres and 531 acres respectively in 1923-24.

30. The gross revenue amounted to Rs. 19,727 and the working expenses to Rs. 4,308. The net revenue was thus Rs. 15,419 against Rs. 14,379 in the previous year. The profit after paying interest charges was Rs. 10,738, which is 7.43 per cent on the capital outlay against 6.71 per cent in 1923-24.

No. 7, Thadapalli Channel.

31. No expenditure was incurred under capital account.

32. The outlay under 'Maintenance and Repairs' was Rs. 7,967 against Rs. 9,624 in 1923-24.

33. The area irrigated was 15,101 acres first crop and 1,983 acres second crop against 15,241 acres and 1,460 acres respectively in the previous year.

34. The gross revenue amounted to Rs. 66,216 and the working expenses to Rs. 9,724. The net revenue was thus Rs. 56,492 against Rs. 51,458 in 1923-24. The profit after deducting interest charges was Rs. 51,014, which is 29.02 per cent on the capital outlay against 26.15 per cent in the previous year.

No. 8, Kalingarayan Channel.

35. No expenditure was incurred under capital account.
36. The outlay under 'Maintenance and Repairs' was Rs. 7,600 against Rs. 8,510 in 1923-24.
37. The area irrigated was 12,069 acres first crop and 9,266 acres second crop against 12,126 acres and 10,632 acres respectively in the previous year.
38. The gross revenue amounted to Rs. 49,233 and the working expenses to Rs. 7,660. The net revenue was thus Rs. 41,623 against Rs. 42,763 in the previous year. The profit after deducting interest charges was Rs. 35,771, which is 19.82 per cent on the capital outlay against 20.45 per cent in 1923-24.

No. 9, Palar Ancient System.

39. No expenditure was incurred under capital account.
40. The outlay under 'Extensions and Improvements' and 'Maintenance and Repairs' was Rs. 10,809 and Rs. 44,482 respectively against Rs. 5,535 and Rs. 38,149 in the previous year.
41. The area irrigated was 76,353 acres first crop and 16,042 acres second crop against 71,732 acres and 15,150 acres respectively in 1923-24. The extent of sugarcane cultivation was 230 acres against 146 acres in the previous year.
42. The gross revenue amounted to Rs. 1,62,277 and the working expenses to Rs. 83,926. The net revenue was thus Rs. 78,351 against Rs. 52,084 in the previous year. The profit after deducting interest charges was Rs. 105 against a deficit of Rs. 26,101 in 1923-24. The grant of remissions on a large scale accounted for the deficit in the previous year.
43. There were no floods of any importance in the Palar river during the year. Though the rainfall was above the average of the previous year, the season was not quite favourable for irrigation.

No. 10, Chembrambakkam Tank.

44. No expenditure was incurred under capital account.
45. The outlay under 'Extensions and Improvements' and 'Maintenance and Repairs' was Rs. 290 and Rs. 7,016 respectively against Rs. 6,755 under the latter head in 1923-24.
46. The area irrigated was 13,108 acres first crop and 2,124 acres second crop against 13,242 acres and 7,779 acres respectively in the previous year. The decrease under second crop was due to the insufficient supply received during the year.

47. The gross revenue amounted to Rs. 37,541 and the working expenses to Rs. 4,481. The net revenue was thus Rs. 33,060 against Rs. 50,086 in 1923-24. The profit after deducting interest charges was Rs. 11,069, which is 1.45 per cent on the capital outlay against 3.66 per cent in the previous year.

No. 11, Valluru Anicut System.

48. No expenditure was incurred under capital account.

49. The outlay under 'Maintenance and Repairs' was Rs. 1,507 against Rs. 1,767 in the previous year.

50. The area irrigated was 5,067 acres first crop and 184 acres second crop against 4,726 acres and 137 acres respectively in 1923-24.

51. The gross revenue amounted to Rs. 3,303 and the working expenses to Rs. 442. The net revenue was thus Rs. 2,861 against a deficit of Rs. 918 in the previous year. The grant of remissions on a large scale accounted for the deficit in 1923-24.

No. 12, Poiney Anicut System.

52. The capital outlay amounted to Rs. 377 which was incurred on the following incomplete works of previous years:—

(a) *Fitting the Poiney Eastern channel head sluice with lift shutters.*—The work was completed at a cost of Rs. 26,438 against the estimate of Rs. 26,000.

(b) *Improvements to the Nellikuppam jungle stream.*—The work was completed at a cost of Rs. 12,156 against the estimate of Rs. 13,160.

53. The outlay under 'Extensions and Improvements' and 'Maintenance and Repairs' was Rs. 3,655 and Rs. 11,667 respectively against Rs. 2,457 and Rs. 13,306 in 1923-24.

54. The area irrigated was 19,602 acres first crop and 3,915 acres second crop against 15,594 acres and 2,688 acres respectively in the previous year. The increase was due to the favourable character of the season. The extent of sugarcane cultivation was 87 acres against 63 acres in 1923-24.

55. The gross revenue amounted to Rs. 39,326 and the working expenses to Rs. 20,024. The net revenue was thus Rs. 19,302 against a deficit of Rs. 13,565 in the previous year. The profit after deducting interest charges was Rs. 7,926 equivalent to a return of 2.61 per cent on the capital outlay. The grant of remissions on a large scale accounted for the deficit in 1923-24.

56. There were no floods in the Poiney river during the year. The rainfall was also scanty.

No. 13, Cheyyar Anicut System.

57. The capital outlay amounted to Rs. 1,253 which was incurred on 'Improvements to the Molagiripattu and Kadagam-pundi tanks.' The work was completed at a cost of Rs. 44,592 against the estimate of Rs. 47,120.

58. The expenditure under 'Extensions and Improvements' and 'Maintenance and Repairs' was Rs. 2,671 and Rs. 21,612 respectively against Rs. 5,744 and Rs. 20,979 in the previous year.

59. The area irrigated was 20,589 acres first crop and 6,830 acres second crop against 20,126 acres and 6,252 acres respectively in 1923-24. The extent of sugarcane cultivation was 43 acres against 19 acres in 1923-24.

60. The gross revenue amounted to Rs. 60,390 and the working expenses to Rs. 34,159. The net revenue was thus Rs. 26,231 against Rs. 17,622 in the previous year. The profit after paying interest charges was Rs. 8,265, which is 1.64 per cent on the capital outlay against 0.08 per cent in 1923-24.

61. There were no floods of any importance in the Cheyyar river during the year. Owing to the rainfall being below normal, irrigation suffered to some extent this year also.

No. 14, Tirukkoyilur Anicut System.

62. The capital outlay during the year amounted to Rs. 6,801 which was incurred on the following works:—

(i) *Constructing a dividing wall in front of the head sluice at the right flank of the Tirukkoyilur anicut.*—The work was started during the year under an estimate of Rs. 2,900 and the outlay was Rs. 1,981.

(ii) *Constructing a silt and dividing wall in front of the head sluice of the Pombay channel.*—The work was started during the year under an estimate of Rs. 3,070 and the outlay was Rs. 2,611.

63. The outlay under 'Extensions and Improvements' and 'Maintenance and Repairs' was Rs. 2,464 and Rs. 12,470 respectively against Rs. 2,776 and Rs. 14,282 in the previous year.

64. The area irrigated was 25,994 acres first crop and 3,738 acres second crop against 27,289 acres and 5,581 acres respectively in 1923-24. The fall was due to want of timely rains and insufficient freshes in the river. The extent of sugarcane cultivation was 463 acres against 260 acres in the previous year.

65. The gross revenue and working expenses amounted to Rs. 68,369 and Rs. 18,142 respectively against Rs. 79,269 and

Rs. 21,399 in the previous year. The profit after deducting interest charges was Rs. 37,262 equivalent to a return of 9.49 per cent on the capital outlay against 11.7 per cent in 1923-24.

66. The highest flood in the Ponnaiar during the year was 1.70 feet over the crest of the anicut on 25th September 1924 against the recorded maximum of 11.70 feet on 31st December 1903. The rainfall was above the average of the previous year.

No. 15, Shatiatope Anicut System.

67. There was no capital outlay during the year.

68. The expenditure under 'Extensions and Improvements' and 'Maintenance and Repairs' was Rs. 5,334 and Rs. 17,969 against Rs. 2,521 and Rs. 18,490 respectively in the previous year.

69. The area irrigated was 32,877 acres first crop and 5,466 acres second crop against 32,986 acres and 6,305 acres respectively in 1923-24. The fall under second crop was due to want of timely rains and insufficient freshes in the river.

70. The gross revenue and working expenses amounted to Rs. 1,44,383 and Rs. 39,256 respectively against Rs. 1,47,674 and Rs. 35,314 in the previous year. The profit after deducting interest charges was Rs. 74,686 equivalent to a return of 7.68 per cent on the capital outlay against 8.42 per cent in 1923-24.

71. The highest flood level during the year was 7.60 feet over the crest of the anicut on 22nd August 1924, against the recorded maximum of 19.50 feet in 1880. The supply from the Vellar was comparatively poor. Owing to good supply received from the Veeranam tank during the major portion of the irrigation season, scarcity was not felt.

No. 16, Toludur Project.

72. The total capital outlay on the project to the end of the year was Rs. 26,28,227 against the estimate of Rs. 32,10,000.

73. The outlay under 'Extensions and Improvements' and 'Maintenance and Repairs' was Rs. 10 and Rs. 4,643 against Rs. 1,895 under the former head in 1923-24.

74. The area irrigated was 8,317 acres first crop and 1,152 acres second crop against the total extent of 7,416 acres in the previous year. The increase was due to early cultivation and sufficient supply in the reservoir. The extent of sugarcane cultivation was 225 acres against 109 acres in 1923-24.

75. The gross revenue and working expenses amounted to Rs. 47,188 and Rs. 9,252 respectively. The net revenue was Rs. 37,936. The deficit after paying interest charges was Rs. 82,669 which is 3.15 per cent of the capital outlay.

76. The highest level in the reservoir was 20.60 feet over the sill of the head sluice on 14th November 1924. A depth of 20 feet of water was stored from October to December 1924 and the supply was utilized for irrigation to the best advantage. Wet cultivation was encouraged by the insertion of spouts and pipes in the channels and by the excavation of field channels wherever necessary. There was 16.2 inches of rainfall during the abnormal and heavy rains of September 1924, resulting in breaches all along the banks and damage of inlet in the high-level channel.

No. 17, Mehamathur Anicut System

77. No expenditure was incurred under capital account.

78. The outlay under 'Extensions and Improvements' and 'Maintenance and Repairs' amounted to Rs. 36 and Rs. 3,017 respectively against Rs. 450 and Rs. 3,964 in 1923-24.

79. The area irrigated was 4,629 acres first crop and 160 acres second crop against 4,576 acres and 420 acres respectively in 1923-24. The extent of sugarcane cultivation was 82 acres against 80 acres in the previous year.

80. The gross revenue and working expenses amounted to Rs. 20,661 and Rs. 4,606 respectively against Rs. 21,505 and Rs. 6,535 in 1923-24. The profit after deducting interest charges was Rs. 13,543 equivalent to a return of 17.97 per cent on the capital outlay against 16.54 per cent in the previous year.

81. The floods during the year were below normal. The season was unfavourable during the latter part of the year.

No. 18, Vriddhachalam Anicut System.

82. No expenditure was incurred under capital account.

83. The outlay under 'Extensions and Improvements' and 'Maintenance and Repairs' amounted to Rs. 1,031 and Rs. 5,075 respectively against Rs. 502 and Rs. 4,335 in the previous year.

84. The area irrigated was 8,874 acres first crop and 124 acres second crop against 8,741 acres and 325 acres respectively in 1923-24. The extent of sugarcane cultivation was 22 acres against 11 acres in the previous year.

85. The gross revenue and working expenses amounted to Rs. 31,924 and Rs. 10,615 respectively against Rs. 31,716 and

Rs. 8,571 in 1923-24. The profit after deducting interest charges was Rs. 18,510 equivalent to a return of 21.35 per cent, on the capital outlay against 23.47 per cent in the previous year.

86. The floods were normal. The rainfall was below the average of the previous year.

No. 19, Lower Coleroon Anicut System.

87. A small outlay of Rs. 53 was incurred under capital account. This was incurred in making preliminary arrangements for the acquisition of land required for 'Improvements to the Vadavar and Vettu voikal' (estimate Rs. 2,75,500).

88. The expenditure under 'Extensions and Improvements' and 'Maintenance and Repairs' was Rs. 1,44,295 and Rs. 2,10,657, respectively, against Rs. 11,796 and Rs. 1,09,667 in the previous year. The increase was due to the closing of breaches caused by the extraordinary floods of July 1924.

89. The area irrigated was 108,473 acres first crop and 5,403 acres second crop against 109,502 acres and 7,624 acres, respectively, in 1923-24. The fall was due to the damage caused by the heavy floods of July 1924.

90. The gross revenue and working expenses amounted to Rs. 4,15,031 and Rs. 4,68,449, respectively, against Rs. 4,37,120 and Rs. 1,86,433 in the previous year. There was thus a deficit of Rs. 53,418 or 2.75 per cent of the capital outlay against a net revenue of Rs. 2,50,687 or 12.90 per cent in 1923-24. The decrease was due to the fall in the extent irrigated and to the grant of remissions on a large scale.

91. There were unprecedented high floods in the Coleroon owing to the very heavy rainfall at Mercara in July 1924. The maximum flood level at the Lower Anicut was 18.85 feet on 28th July 1924, the previous recorded maximum being 17.10 feet in 1896.

No. 20, Cauvery Delta System.

92. The capital outlay during the year amounted to Rs. 2,45,068 which was incurred chiefly on the following works:—

(1) *Improvements to Lawford's Straight Cut.*—The work was completed at a cost of Rs. 1,35,225 against the estimate of Rupees 1,80,000.

(2) *Constructing a regulator across the Korayar in Veerunvoyal limits.*—The work was completed at a cost of Rs. 46,444 against the estimate of Rs. 55,300.

(3) *Improvements to the lower reaches of the Cauvery from the infall of the Ayyavayyanar to the sea.*—The outlay during the year was Rs. 26,808 and the end of the year Rs. 37,382 against the estimate of Rs. 2,63,000.

(4) *Constructing a regulator across the Kaduvayar.*—The work was completed at a cost of Rs. 34,762 against the estimate of Rs. 34,500.

(5) *Reconstructing the Thoppadanaveli dam.*—The outlay to the end of the year was Rs. 58,183 against the estimate of Rs. 90,000. The work was practically completed.

(6) *Improvements to the Jambu Cauvery (estimate Rupees 50,000).*—The work was started during the year and the outlay was Rs. 7,933.

(7) *Converting the Pulivalam dam across the Kattar into a regulator (estimate Rs. 16,300).*—The work was started during the year and the outlay was Rs. 9,715.

(8) *Providing new scouring sluices to the Grand Anicut (estimate Rs. 2,78,000).*—The work was started during the year and the outlay was Rs. 1,11,210.

(9) *Constructing a road dam between 14/7 to 16/1 of the Cauvery left bank above the Grand Anicut (estimate Rs. 4,64,000).*—The work was started about the end of the year and the outlay was Rs. 2,693.

93. *Working expenses—(a) Extensions and improvements.*—The outlay was Rs. 36,479 against Rs. 1,06,197 in the previous year and Rs. 95,779, the average of the triennium ending 1923-24. Heavy expenditure was incurred in the previous triennium on the improvements to the Grand Anicut.

(b) *Maintenance and repairs.*—The expenditure was Rupees 6,05,146 against Rs. 4,22,620 in 1923-24 and Rs. 4,03,629, the average of the previous triennium. The increase was due to the execution of urgent flood protective works and to the closing of breaches caused by floods.

94. The area irrigated was as shown below :—

Crop.	Average of the triennium ending 1923-24		During 1923-24.		During 1924-25.	
	ACS.	ACS.	ACS.	ACS.	ACS.	ACS.
First crop	...	891,106	865,376	862,176		
Second crop	...	89,108	88,224	83,383		

The decrease was due to the damage caused by the heavy floods of July 1924.

95. The gross revenue was Rs. 13,46,186 against Rs. 13,57,575 in 1923-24 and Rs. 13,34,912, the average of the previous triennium. The working expenses amounted to Rs. 7,29,080 against Rs. 7,02,281 in the previous year and Rs. 6,31,423, the average of the triennium ending 1923-24. The net revenue of the year was Rs. 6,17,106 against Rs. 11,55,297 in 1923-24 and Rs. 7,03,484, the average of the previous triennium. The fall was due to the reduction of the new settlement rates by $6\frac{1}{4}$ per cent and to the remissions granted on a large scale owing to the damage caused by floods. The profit after deducting interest charges amounted to Rs. 4,37,639 which is 8.47 per cent on the capital outlay against 20.10 per cent in 1923-24 and 6.69 per cent in 1922-23.

96. Details of the unprecedented floods in the Cauvery in July 1924 and the damage caused thereby are given in paragraph 14 of Chapter II.

No. 21, Nandyar Channel System.

97. No expenditure was incurred under capital account.

98. The outlay under "Extensions and Improvements" and "Maintenance and Repairs" was Rs. 66 and Rs. 14,591, respectively, against Rs. 6,948 under the latter head in 1923-24. The increase under "Maintenance and Repairs" was due to the restoration of the works damaged by floods.

99. The area irrigated was 6,684 acres first crop and 779 acres second crop against 6,601 acres and 2,385 acres, respectively, in the previous year. The decrease was due to the unfavourable character of the season.

100. The gross revenue and working expenses amounted to Rs. 3,021 and Rs. 14,294, respectively, against Rs. 5,782 and Rupees 5,669 in the previous year. There was thus a deficit of Rs. 11,273 or 17.15 per cent of the capital outlay against a net revenue of Rs. 113 or 0.17 per cent in 1923-24. The decrease was due to the fall in the extent irrigated under second crop.

No. 22, Periyar System.

101. The capital outlay during the year amounted to Rs. 4,671 which was incurred on the following works:—

(1) *Providing means of irrigation to the Tamaraikulam and Palankulam tank (estimate Rs. 9,300).*—The work was started during the year and the outlay was Rs. 3,563.

(2) *Excavating a supply channel to Inam Sithalingudi tank.*—The outlay to the end of the year was Rs. 4,943 against the estimate of Rs. 5,970.

102. *Working Expenses*—(a) *Extensions and Improvements*.—The outlay was Rs. 15,09 : against Rs. 9,773 in the previous year. The increase was due to the execution of certain important and necessary works.

(b) *Maintenance and Repairs*.—The expenditure was Rs. 1,26,725 against Rs. 1,22,419 in 1923-24. The amount includes Rs. 42,965 annually paid to the Travancore Darbar for the land occupied by the Periyar lake.

103. The area irrigated compares as shown below :—

Crop.	Average for the triumvirate ending 1923-24.	During 1923-24.	During 1924-25.
	ACS.	ACS.	ACS.
First crop - ...	130,777	131,379	131,959
Second crop ...	47,348	49,391	52,399

104. The gross revenue and working expenses amounted to Rs. 9,01,893 and Rs. 1,84,491, respectively, against Rs. 8,61,285 and Rs. 1,93,184 in 1923-24. The net revenue was thus Rs. 7,17,402 against Rs. 6,68,101 in the previous year. The profit after deducting interest charges amounted to Rs. 3,70,735 which is 3.45 per cent on the capital outlay against 3.01 per cent in 1923-24 and 2.28 per cent in 1922-23.

105. The rainfall was abnormal in and near the Travancore hills, which accounted for the several breaches in the Cumbum valley. The season was, on the whole, very favourable and the general condition of the crops was good. The highest flood during the year in the Vaigai at Peranai was recorded on 17th July 1924. The front reading at the regulator with 10 shutters opened 12 feet each was 10.4 feet and the rear reading was 10.1 feet.

The highest level in the Periyar lake was 153.90 on 17th July 1924. The head sluice was opened for irrigation at lake level 146.65 and with a depth of 1.6 feet on the measuring weir on the 14th June 1924 and was closed on 15th March 1925. Water from the Periyar channel was supplied to certain tanks in the Sivaganga taluk which were badly in need of water-supply.

No. 23, Srivaikuntam Anicut System.

106. The capital outlay during the year amounted to Rs. 52 which was incurred on raising the F.T.L. of the Peikulam tank by one foot. The work was completed at a cost of Rs. 7,766 against the estimate of Rs. 8,100.

107. The expenditure under "Extensions and Improvements" and "Maintenance and Repairs" amounted to Rs. 7,972 and Rs. 3,72,416, respectively, against Rs. 15,687 and Rs. 56,843 in

1923-24. The increase under the latter head was due to repairing the damage caused by the unprecedented floods of December 1923.

108. The area irrigated was 25,189 acres first crop and 18,016 acres second crop against 25,125 acres and 17,527 acres respectively in the previous year.

109. The gross revenue amounted to Rs. 1,61,965 and the working expenses to Rs. 4,70,797. There was thus a deficit of Rs. 3,08,832 or 17.4 per cent of the capital outlay against a net revenue of Rs. 46,539 or 2.62 per cent in 1923-24. The fall was due to the heavy expenditure incurred under 'Maintenance and Repairs.'

110. The rainfall was normal and the season favourable. The highest flood in the Tambraparni was recorded on 18th July 1924, the depth over the Srivaikuntam anicut crest being 3.75 feet. The highest recorded depth was 14 feet on 17th December 1923.

No. 24, Marudur Anicut System.

111. There was no expenditure under capital account.

112. The outlay under 'Extensions and Improvements' and 'Maintenance and Repairs' was Rs. 1,5.1 and Rs. 72,857 against Rs. 354 and Rs. 13,668 respectively in 1923-24. The increase under the latter head was due to repairing the damage caused by the floods of December 1923.

113. The area irrigated was 17,511 acres first crop and 15,625 acres second crop against 17,627 acres and 14,322 acres respectively in the previous year.

114. The gross revenue and working expenses amounted to Rs. 97,106 and Rs. 90,837 respectively against Rs. 99,960 and Rs. 18,381 in 1923-24. The profit after deducting interest charges was Rs. 4,539 representing a return of 8.76 per cent on the capital outlay against 15.23 per cent in the previous year. The fall was due to the heavy expenditure incurred under 'Maintenance and Repairs.'

CHAPTER IV—WORKS FOR WHICH CAPITAL AND REVENUE ACCOUNTS ARE KEPT

A.—IRRIGATION WORKS—UNPRODUCTIVE

No. 25, Rushikulya System.

1. The capital outlay during the year amounted to Rs. 30,421, which was incurred on the following works:—

(1) *Constructing a masonry dam across the Sappuva nalla in Bendalia limits.*—The work was completed at a cost of Rs. 6,506 against the estimate of Rs. 6,300.

(2) *Excavating a minor distributary for Bolludi and Inqinat villages.*—The work was completed at a cost of Rs. 2,679 against the estimate of Rs. 3,150.

(3) *Constructing a new rest shed at Tanjanapalli.*—The work was completed at a cost of Rs. 5,356 against the estimate of Rs. 5,810.

(4) *Providing automatic shutters to the Gumaur anicut.*—The work was started during the year under an estimate of Rs. 20,700 and the outlay was Rs. 10,301.

2. The expenditure under 'Extensions and Improvements' and 'Maintenance and Repairs' was Rs. 13,550 and Rs. 81,798 respectively, against Rs. 5,228 and Rs. 53,719 in the previous year. The increase was due to repairing the damage caused by the cyclone of November 1923.

3. The area irrigated was 107,805 acres first crop and 1,247 acres second crop against 104,23 acres and 1,242 acres respectively in 1923-24.

4. The gross revenue and working expenses amounted to Rs. 1,91,648 and Rs. 1,52,635 against Rs. 1,73,111 and Rs. 98,169 respectively in 1923-24. The net revenue was therefore Rs. 39,013 which represents a return of 6.75 per cent on the capital outlay against 1.46 per cent in the previous year. The fall was due to the heavy expenditure incurred under 'Working Expenses'.

5. The average rainfall in the catchment area was 57.53 inches against 48.87 inches in the previous year and gauges were read at three stations, the quantity recorded being 31.38 inches during the south-west monsoon and 19.74 inches in the north-east monsoon. The water-level in the Russellkonda reservoir was 25.30 feet on 18th July 1924 when it was first opened for irrigation and the reading of the Surada reservoir was 27.60 feet on the 25th July 1924, when it was first opened.

No. 26, Nagavalli River System.

6. The capital outlay during the year amounted to Rs. 118 which was incurred on the excavation of the Nūgur high level distributary. The work was completed at a cost of Rs. 7,519 against the estimate of Rs. 9,330.

7. The expenditure under 'Extensions and Improvements' and 'Maintenance and Repairs' amounted to Rs. 1,192 and Rs. 14,942, respectively, against Rs. 1,864 and Rs. 11,872 in the previous year.

8. The area irrigated was 25,618 acres first crop and 1,841 acres second crop against 25,329 acres and 885 acres respectively in 1923-24. The increase was due to the favourable character of the season.

9. The gross revenue amounted to Rs. 82,754 and the working expenses to Rs. 24,559. The net revenue was therefore Rs. 58,195, which represents a return of 3.38 per cent on the capital outlay against 3.34 per cent in 1923-24.

10. The season was favourable. The rainfall was above the average, but was not evenly distributed and at times its intensity was very severe.

No. 27, Muniyeru System.

11. There was no expenditure under capital account.

12. The outlay under "Extensions and Improvements," and "Maintenance and Repairs" amounted to Rs. 199 and Rs. 6,565 respectively against Rs. 257 and Rs. 6,094 in 1923-24.

13. The area irrigated was 6,271 acres first crop and 10 acres second crop against 6,655 acres and 575 acres respectively in the previous year. The fall was due to a decrease in the extent of dry lands irrigated.

14. The gross revenue and working expenses amounted to Rs. 24,036 and Rs. 11,056 respectively. The net revenue was therefore Rs. 12,980 or 2.16 per cent on the capital outlay against 2.74 per cent in the previous year.

No. 28, Peddanayudu Tank of Chinnaraopalem.

15. There was no expenditure under capital account.

16. The outlay under "Extensions and Improvements" and "Maintenance and Repairs" amounted to Rs. 50 and Rs. 137 respectively against Rs. 137 under the latter head in 1923-24.

17. The area irrigated was 139 acres under first crop against 138 acres in the previous year.

18. The net revenue after deducting working expenses amounted to Rs. 3,180 or 5.01 per cent on the capital outlay against Rs. 1,910 or 3.00 per cent in 1923-24.

No. 29, Bhrugubhanda Project.

19. The work has been ordered to be taken up only when necessity for famine relief arises and has therefore not been commenced.

No. 30, Jangamabeswarapuram Tank.

20. There was no outlay under capital account.

21. The expenditure under "Extensions and Improvements" and "Maintenance and Repairs" was Rs. 38 and Rs. 20 respectively against Rs. 357 under the latter head in 1923-24.

22. The area irrigated was 751 acres first crop and 99 acres second crop against 743 acres and 2 acres respectively in the previous year.

23. The net revenue after deducting working expenses amounted to Rs. 1,288 or 1.80 per cent on the capital outlay against Rs. 570 or 0.79 per cent in 1923-24.

No. 31, Atmakur Tank.

24. No expenditure was incurred under capital account.

25. The outlay under "Maintenance and Repairs" was Rs. 369 against Rs. 3,245 in 1923-24.

26. The area irrigated was 737 acres first crop and 63 acres second crop against 750 acres and 27 acres respectively in the previous year.

27. The net revenue after deducting working expenses was Rs. 987 or 0.80 per cent on the capital outlay against a deficit of Rs. 3,252 or 2.64 per cent in 1923-24.

No. 32, Dondapad Tank.

28. No expenditure was incurred under capital account and working expenses.

29. The area irrigated was 254 acres first crop and 3 acres second crop against 199 acres under first crop in 1923-24.

30. The net revenue after deducting working expenses was Rs. 325 or 0.59 per cent on the capital outlay against Rs. 240 or 0.17 per cent in the previous year.

No. 33, Bhavanasi Tank.

31. The capital outlay amounted to Rs. 4,039 which was incurred on planting casuarina trees on the right bank of the Bhavanasi irrigation channel between 3/6 and 5/0 (Estimate Rs. 4,800).

32. The expenditure under "Maintenance and Repairs" amounted to Rs. 3,899 against Rs. 2,024 in 1923-24.

33. The area irrigated was 380 acres first crop and 81 acres second crop against 446 acres and 305 acres respectively in the

previous year. The fall was due to a decrease in the extent of dry lands irrigated as owing to the favourable character of the season, there was not much necessity for the use of tank water.

34. The gross revenue and working expenses amounted to Rs. 3,212 and Rs. 5,960 respectively. There was a deficit of Rs. 2,748 or 1.04 per cent of the capital outlay against a net revenue of Rs. 1,846 or 0.7 per cent in 1923-24. The decrease was due to a fall in the extent irrigated.

No. 34, Mopad Reservoir.

35. There was no capital outlay during the year.

36. The expenditure under "Extensions and Improvements" and "Maintenance and Repairs" was Rs. 30 and Rs. 7,463 respectively against Rs. 3,127 under the latter head in 1923-24. The increase under the latter head was due to repairing and closing breaches found necessary during the year.

37. The area irrigated was 2,401 acres first crop and 833 acres second crop against 2,552 acres and 886 acres respectively in the previous year.

38. The gross revenue and working expenses amounted to Rs. 23,606 and Rs. 12,266 respectively. The net revenue was thus Rs. 11,340 which is 0.49 per cent on the capital outlay against Rs. 17,657 or 0.77 per cent in 1923-24.

No. 35, Hajipuram Tank.

39. No expenditure was incurred under capital account.

40. The outlay under "Extensions and improvements" and "Maintenance and Repairs" was Rs. 22 and Rs. 64 respectively against an outlay of Rs. 500 under the latter head in the previous year.

41. The area irrigated was 603 acres first crop and 242 acres second crop against 743 acres and 232 acres respectively in 1923-24. The fall was due to a decrease in the extent of dry lands irrigated.

42. The net revenue amounted to Rs. 3,669 or 1.18 per cent on the capital outlay against Rs. 3,665 or 1.17 per cent in the previous year.

No. 36, Ponnalur Tank.

43. The capital outlay during the year amounted to Rs. 2,067, which was incurred on constructing a new sluice (No. 4) to the tank. (Estimate Rs. 1,860).

44. The outlay under "Extensions and Improvements" and "Maintenance and Repairs" was Rs. 19 and Rs. 300 respectively against Rs. 413 and Rs. 2,670 in 1923-24.

45. The area irrigated was 860 acres first crop and 217 acres second crop against 604 acres and 81 acres respectively in the previous year.

46. The net revenue was Rs. 4,302 or 1.97 per cent on the capital outlay against a deficit of Rs. 2,083 or 0.96 per cent in the previous year.

No. 37, Anamasamudram-Beraperu Tank.

47. No expenditure was incurred under capital account.

48. The outlay under "Maintenance and repairs" was Rs. 301.

49. The area irrigated was 1,002 acres first crop and 3 acres second crop against 977 acres of first crop in 1923-24.

50. The net revenue was Rs. 1,035 or 1.41 per cent on the capital outlay against a deficit of Rs. 810 or 1.10 per cent in the previous year. The increase is accounted for by the fall in the amount of remissions granted during the year.

No. 38, Yerur Tank.

51. There was no expenditure under capital account.

52. The outlay under "Maintenance and Repairs" was Rs. 815.

53. The area irrigated was 1,490 acres first crop and 1 acre second crop against 1,069 acres of first crop in 1923-24.

54. The net revenue was Rs. 2,283 or 3.60 per cent on the capital outlay against Rs. 200 or 0.31 per cent in the previous year. The increase is accounted for by the fall in the amount of remissions granted during the year.

No. 39, Sagileru System.

55. No expenditure was incurred under capital account.

56. The outlay under "Extensions and Improvements" and "Maintenance and Repairs" was Rs. 5 and Rs. 2,200 respectively against Rs. 231 and Rs. 2,072 in 1923-24.

57. The area irrigated was 4,466 acres first crop and 1,646 acres second crop against 4,174 acres and 1,211 acres respectively in the previous year. The extent of sugarcane cultivation was 187 acres against 108 acres in 1923-24.

58. The net revenue was Rs. 5,373 or 1.16 per cent on the capital outlay against a deficit of Rs. 571 or 0.12 per cent in the previous year.

No. 40, Cumbum Tank.

59. There was no outlay under capital account.

60. The expenditure under "Maintenance and repairs" was Rs. 2,204 against Rs. 997 in 1923-24.

61. The area irrigated was 5,733 acres first crop and 3,231 acres second crop against 5,707 acres and 4,256 acres, respectively, in the previous year. Owing to insufficient supply in the tank, second crop cultivation was restricted during the year. The extent of sugarcane cultivation was 62 acres against 76 acres in 1923-24.

62. The net revenue amounted to Rs. 4,268 or 4.94 per cent on the capital outlay against Rs. 8,509 or 10.2 per cent in the previous year.

No. 41, Markapur Tank.

63. The capital outlay during the year amounted to Rs. 2,486, which was incurred on "Improvements to No. 1 distributary" (estimate Rs. 7,618).

64. The outlay under "Maintenance and repairs" was Rs. 1,450 against Rs. 1,596 in 1923-24.

65. The area irrigated was 1,557 acres first crop and 524 acres second crop against 1,531 acres and 510 acres, respectively, in the previous year.

66. The net revenue amounted to Rs. 2,458 or 1.99 per cent on the capital outlay against Rs. 2,261 or 1.87 per cent in 1923-24.

No. 42, Yellanur Tank.

67. There was no expenditure under capital account.

68. The outlay under "Maintenance and repairs" was Rs. 1,649 against Rs. 1,130 in 1923-24.

69. The area irrigated was 728 acres first crop against 640 acres in the previous year.

70. There was a deficit of Rs. 1,024 or 0.38 per cent of the capital outlay against a net revenue of Rs. 851 or 0.31 per cent in 1923-24.

No. 43, Kocheruvu Tank.

71. There was no outlay under capital account.

72. The expenditure under "Extensions and improvements" and "Maintenance and repairs" was Rs. 184 and Rs. 406, respectively, against Rs. 115 and Rs. 479 in 1923-24.

73. The area irrigated was 141 acres first crop and 12 acres second crop against 138 acres and 35 acres, respectively, in the previous year.

74. There was a deficit of Rs. 1,113 or 0.82 per cent of the capital outlay against Rs. 1,082 or 0.79 per cent in 1923-24.

No. 44, Siddapur Tank.

75. There was no capital outlay during the year.

76. The expenditure under "Maintenance and repairs" was Rs. 1,729 against Rs. 1,363 in 1923-24.

77. The area irrigated was 352 acres first crop and 3 acres second crop against 921 acres and 41 acres, respectively, in the previous year. The fall was due to the non-supply of the tank water to four villages during the year.

78. There was a deficit of Rs. 1,352 or 0.17 per cent on the capital outlay against a net revenue of Rs. 229 or 0.03 per cent in 1923-24.

No. 45, Nagavaram Anicut and Supply Channel.

79. No expenditure was incurred under capital account and working expenses.

80. The area irrigated was 619 acres first crop and 419 acres second crop against 600 acres and 243 acres, respectively, in 1923-1924.

81. The net revenue amounted to Rs. 1,764 or 1.61 per cent on the capital outlay against Rs. 957 or 0.87 per cent in the previous year.

No. 46, Venkatapuram Tank.

82. No expenditure was incurred under capital account.

83. The outlay under "Maintenance and repairs" was Rs. 452 against Rs. 396 in 1923-24.

84. The area irrigated was 149 acres first crop against 92 acres in the previous year.

85. There was a deficit of Rs. 123 or .03 per cent of the capital outlay against Rs. 410 or 0.11 per cent in 1923-24.

No. 47, Kurnool-Cuddapah Canal.

86. The capital outlay during the year amounted to Rs. 3,316 which was incurred on the following works:—

(1) *Chepad project—Remodelling No. 1 distributary.*—The remodelling work was completed at a cost of Rs. 5,305 against the estimate of Rs. 4,900. Only the subsidiary works to complete the project in all respects remain to be done.

(2) *Restoration of the Mutherlapad channel.*—The outlay to the end of the year was Rs. 8,422 against the estimate of Rs. 9,550. The work was completed in all respects. Land compensation charges alone remain to be adjusted.

87. The expenditure under "Extensions and improvements" and "Maintenance and repairs" was Rs. 9,972 and Rs. 90,821 respectively against Rs. 6,687 and Rs. 79,629 in the previous year. The increase under the latter head was due to the execution of certain special works and the strengthening of the canal and channel banks.

88. Particulars of navigation receipts and charges, ton-mileage and value of goods carried on the canal are given in Statistical Statement D-I.

89. The area irrigated was 76,606 acres first crop and 9,730 acres second crop against 84,710 acres and 11,438 acres respectively in 1923-24. There was a decrease in the extent of dry lands irrigated due chiefly to timely and adequate rainfall during the year. The extent of sugarcane cultivation was 110 acres against 66 acres in the previous year.

90. The gross revenue and working expenses amounted to Rs. 3,42,378 and Rs. 1,51,480 against Rs. 3,49,915 and Rs. 1,28,997 respectively in the previous year. The net revenue during the year was Rs. 1,90,898 which represents a return of 0.82 per cent on the capital outlay against 0.95 per cent in 1923-24.

No. 48, Thippayapalem Project.

91. This is a project under construction estimated to cost Rs. 3.20 lakhs and was sanctioned in February 1924. The expenditure incurred during the year under review was Rs. 20,286, the work done being confined to preliminary operations. The machinery required was also obtained.

No. 49, Barur Tank.

92. There was no expenditure under capital account.

93. The outlay under "Maintenance and repairs" was Rs. 3,574 against Rs. 3,999 in 1923-24.

94. The area irrigated was 3,598 acres first crop and 1,644 acres second crop against 2,908 acres and 447 acres respectively in the previous year. In 1923-24 large extents of wet lands were left waste owing to the unfavourable character of the season.

95. The gross revenue and working expenses amounted to Rs. 18,569 and Rs. 6,157 against Rs. 4,937 and Rs. 6,196 respectively in 1923-24. There was thus a net revenue of Rs. 12,412 or 2.80 per cent against a deficit of Rs. 1,259 or 0.28 per cent in the previous year. The increase is accounted for by the fall in the amount of remissions granted during the year.

96. The highest flood in the Ponnjar was 1.10 feet over the crest of the Nedungal anicut on the 30th May 1924 against the maximum recorded flood of 11.78 feet in 1903.

No. 50, Kaniyampalayam Anicut.

97. There was no capital outlay during the year but the capital account of the system was credited with a sum of Rs. 396, being the cost of tramway materials transferred to the Public Works Stores.

98. The outlay under "Maintenance and repairs" was Rs. 1,036 against Rs. 2,592 in the previous year.

99. The area irrigated was 135 acres first crop against 137 acres in 1923-24.

100. The net revenue amounted to Rs. 2,467 representing a return of 1.92 per cent on the capital outlay.

No. 51, Madras Water-supply and Irrigation System.

101. There was no expenditure under capital account.

102. The outlay under "Extensions and improvements" and "Maintenance and repairs" was Rs. 583 and Rs. 18,345 respectively against Rs. 3,372 and Rs. 18,659 in 1923-24.

103. The area irrigated was 7,535 acres first crop and 1,162 acres second crop against 7,611 acres and 903 acres respectively in the previous year.

104. The net revenue amounted to Rs. 23,700 equivalent to a return of 1.30 per cent on the capital outlay as compared with Rs. 28,132 or 1.54 per cent in 1923-24. The miscellaneous revenue including that from the water-supply to the town amounted to Rs. 31,863 against Rs. 39,281 in the previous year. The fall is attributed to the Corporation of Madras having removed some of the taps and restricted supply.

No. 52, Pelandorai Anicut System.

105. No expenditure was incurred under capital account.

106. The outlay under "Extensions and improvements" and "Maintenance and repairs" amounted to Rs. 1,148 and Rs. 12,004, respectively against Rs. 1,001 and Rs. 13,968 in the previous year.

107. The area irrigated was 1,454 acres first crop and 278 acres second crop against 12,400 acres and 296 acres respectively in 1923-24. The extent of sugarcane cultivation was 109 acres against 57 acres in the previous year.

108. The net revenue amounted to Rs 32,230 which represents a return of 4.66 per cent on the capital outlay against Rs. 30,483 or 4.41 per cent in 1923-24.

109. There were no floods of any importance in the Vellar during the year. There was little or no rain in the Vellar basin during the north-east monsoon, though some supply was available from local rains now and then.

No. 53, Panjapatti Reservoir.

110. A small outlay of Rs. 88 was incurred under capital account.

111. The expenditure under 'Maintenance and repairs' was Rs. 329.

112. The area irrigated was 31 acres first crop and 22 acres second crop against 159 acres and 4 acres respectively in the previous year.

113. The net revenue amounted to Rs. 545 which is 0.16 per cent on the capital outlay against Rs. 895 or 0.26 per cent in 1923-24.

CHAPTER V—WORKS FOR WHICH CAPITAL AND REVENUE ACCOUNTS ARE KEPT.

B.—NAVIGATION, EMBANKMENT AND DRAINAGE WORKS—UNPRODUCTIVE WORKS.

No. 54, Ganjam-Gopalpur Canal.

1. The gross receipts amounted to Rs. 268 and the working expenses to Rs. 460. There was a deficit of Rs. 192 or 0.12 per cent of the capital outlay against Rs. 258 or 0.16 per cent in the previous year.

No. 55, Buckingham Canal.

2. The canal which is 262 miles long is intended solely for navigation.

3. (i) *Extensions and improvements.*—The expenditure was Rs. 2,079 against Rs. 2,330 in 1923-24.

(ii) *Maintenance and repairs.*—The outlay was Rs. 2,33,283 against Rs. 2,11,912 in the previous year and Rs. 1,97,376, the average of the triennium ending 1923-24. Heavy expenditure was incurred on the clearance of silt in the canal and on certain special repairs carried out to a number of lock gates.

4. The 'navigation receipts,' 'ton-mileage' and 'number of passengers' compare as shown below with those of the previous year:—

		1924-25.	1923-24.
Receipts	Rs.	77,937	78,906
Ton-mileage		3,238,419	3,489,238
Value of goods	Rs.	41,85,864	1,52,94,141
Number of passengers		106,584	135,201

The rates adopted for appraising the value of goods are those used for sea-borne traffic.

5. The gross revenue and working expenses are compared with those for 1923-24 and the averages of the previous triennium:—

	Average of the trien- nium ending 1923-24.	During 1923-24	During 1924-25.
	RS.	RS.	RS.
Gross receipts	77,203	78,927	80,204
Working expenses	2,70,813	2,96,096	3,31,660
Net revenue	— 1,93,610	— 2,17,169	— 2,51,456

No. 56, Vedaranniyam Canal.

6. The canal is $34\frac{1}{2}$ miles long. The second, third and fourth reaches are maintained by the Public Works Department and the first and fifth reaches by the Marine and Salt Departments respectively, as they are required in the interests of those departments. The gross receipts amounted to Rs. 1,102 and the working expenses to Rs. 2,811. There was thus a loss of Rs. 1,709 on the working of the canal during the year against Rs. 1,257 in the previous year.

CHAPTER VI—WORKS FOR WHICH CAPITAL AND REVENUE ACCOUNTS ARE NOT KEPT.

(1) IRRIGATION WORKS.

The number of works in this class during the year was as shown below:—

	Channels.	Tanks.	Other works.	Total.
In charge of Public Works Department	488	2,845	5	3,338
In charge of the Revenue Department	5,597	25,109	1,422	32,128
Total	6,085	27,954	1,427	35,466

2. The area irrigated by, the outlay incurred on and the revenue derived from works of this class are dealt with in paragraph 8 of Chapter II.

3. The subjoined statement shows the details of the outlay during the year:—

Statement showing the outlay incurred in 1924-25 on "Works for which neither Capital nor Revenue Accounts are kept—Irrigation Works" (old class III works) by minor heads.

	Ordinary minor works.		Old maintenance charges.	Tank Restoration Scheme works.	Total.
	Public Works Department works.	Revenue Department works in charge of Public Works officers.			
	RS.	RS.	RS.	RS.	RS.
Works	1,08,240	4,573	1,12,813
Extensions and improvements.	95,781	..	41,957	..	1,37,738
Maintenance and repairs.	8,86,610	1,038	2,08,038	3,71,008	14,66,694
Establishment	3,19,098	2,276	70,119	1,26,664	6,17,147
Tools and plant	6,728	54	1,596	2,894	11,272
Miscellaneous expenditure (a)	3,56,663	3,56,663
Total ..	17,73,120	7,941	3,21,710	4,99,566	26,02,327
Add outlay incurred by Civil officers on minor irrigation works.	9,57,468
Grand Total	35,69,795 *

(a) Establishment, Rs. 1,08,867; tools and plant, Rs. 33; other charges, Rs. 2,47,768 including pensionary charges on works of commercial department.

4. The following important works were carried out during the year:—

Ganjam Division.

(1) *Improvements to the Khorosaghi Ghai of Mangalapore (Estimate Rs. 17,400).*—The outlay during the year was Rupees 7,018 and to the end of the year Rs. 13,005.

Vizagapatam Division.

(2) *Constructing a masonry dam across the Chidikadagedda (Estimate Rs. 11,000).*—The outlay to the end of the year was Rs. 9,880. The work will be completed in 1925-26.

Godavari Western Division.

(3) *Restoring the Jammicheruvu of Makkiniyarigudem (Estimate Rs. 43,300).*—The outlay during the year was Rs. 3,706 and to the end of the year Rs. 4,902. The work is in progress.

* Excluding Rs. 15.04 lakhs spent under the head '52—Extraordinary payments' in repairing the damage caused by floods and cyclone in 1923 and 1924.

Nellore Division.

(4) *Improvements to the Chayllu tank (Estimate Rupees 41,350).*—The work was started during the year and the outlay was Rs. 10,442.

(5) *Constructing a fish farm at the Mopad Reservoir (Estimate Rs. 15,490).*—The work was completed at a cost of Rs. 15,201.

Chingleput Division.

(6) *Improvements to the channel from sluice No. 5 of the Tenneri tank (Estimate Rs. 21,383).*—The outlay during the year was Rs. 11,427 and to the end of the year Rs. 11,927.

South Arcot Division.

(7) *Improvements to the Sinna Selangal odai (Estimate Rupees 10,500).*—The outlay during the year was Rs. 2,582 and to the end of the year Rs. 8,258.

(8) *Improvements to the Pakkam tank and supply channel (Estimate Rs. 31,000).*—The work was completed at a cost of Rs. 26,256.

Coimbatore Division.

(9) *Restoration of the Ukkaram tank (Estimate Rs. 22,000).*—The outlay during the year was Rs. 5,805 and to the end of the year Rs. 17,810.

Trichinopoly Division.

(10) *Improvements to the Ponneri channel (Estimate Rupees 2,22,000).*—The outlay during the year was Rs. 20,103 and to the end of the year Rs. 1,90,365. The work is expected to be completed in 1925-26.

(11) *Re-sluicing the Pugalore channel (Estimate Rs. 16,350).*—The outlay to the end of the year was Rs. 3,091.

(12) *Improvements to the Thottiam Chinna voikal (Estimate Rs. 29,000).*—The outlay during the year was Rs. 16,135 and to the end of the year Rs. 17,898.

(13) *Shifting the head of the Thottiam Chinna voikal (Estimate Rs. 42,200).*—The work was started during the year and the outlay was Rs. 5,215.

(14) *Improvements to the Musiri Nattu voikal (Estimate Rs. 43,000).*—The work was started about the end of the year and the outlay was Rs. 96.

5. The particulars of revenue derived from the works during the year are compared below with those of the previous year :—

	1924-25.	1923-24.
	RS.	RS.
Irrigation revenue	91,75,718	80,73,260
Receipts collected by the Public Works Department	27,727	36,691
Total	<u>92,03,445</u>	<u>81,09,951</u>

6. The net revenue of the year after deducting working expenses amounted to Rs. 57,81,435 against Rs. 53,18,195 in the previous year.

7. The progress made in the investigation and execution of Tank Restoration scheme works is dealt with in paragraph 9 of Chapter II. The following table shows by districts the work done during and up to the end of the year 1924-25 :—

Circle.	District.	Approximate area investigated.		Number of estimates sanctioned.		Amount of estimates sanctioned.	
		During the year 1924-25.	To the end of the year.	During the year 1924-25.	To the end of the year.	During the year 1924-25.	To the end of the year.
		SQ. MLS.	SQ. MLS.			RS.	RS.
Waltair ..	Ganjam
	Vizagapatam ..	53	1,026	14	258	19,367	2,43,975
	Gôdâvari ..	229	1,737	13	730	24,634	6,71,373
Berwada ..	Kistna	300	..	69	..	51,451
	Guntâr	4,411	..	257	..	2,04,724
	Nellore	7,300	..	474	..	6,13,994
	Kurnool	7,648	..	340	..	3,33,682
Madras ..	Cuddapah ..	20	4,493	19	1,265	9,340	10,51,803
	Bellary	10,518	8	238	9,085	2,52,196
	Anantapur	7,811	2	761	4,345	10,13,527
	Chingleput ..	33	2,145	62	1,878	1,08,293	21,68,508
	Chittoor ..	27	4,773	15	359	7,108	4,10,753
Coimbatore.	Coimbatore	8,097	..	149	..	3,10,079
	Salem ..	2	5,775	19	1,193	37,904	9,58,785
	North Arcot ..	1	4,488	4	1,954	7,995	23,05,793
	South Arcot	603	..	573	400	13,61,275
Trichinopoly.	Tanjore	1,140	..	610	..	7,94,940
	Trichinopoly ..	240	4,434	34	520	50,830	9,68,302
	Madura	4,836	..	1,643	..	14,89,064
	Tinnevelly	1,762	8	808	9,580	10,64,155
	Ramanad	1,643
	Total ..	605	84,940	198	14,079	2,88,981	1,67,69,126

(2) NAVIGATION, EMBANKMENT AND DRAINAGE WORKS.

8. The receipts which were realized by the sale of plantations and produce of trees along river embankments amounted to Rs. 58,003 against Rs. 68,594 in 1923-24.

9. The expenditure incurred amounted to Rs. 6,02,363 against Rs. 7,29,440 in the previous year as shown below :—

	1924-25.	1923-24.
	RS.	RS.
Works	— 8,223	67,894
Extensions and improvements ...	66,222	
Maintenance and repairs ...	3,70,189	4,28,926
Establishment	1,67,124	2,26,425
Tools and plant	7,051	6,195
Total ...	6,02,363	7,29,440

10. The important works carried out during the year were :—

Godavari Northern Division.

(1) *Renewing the upper lock gates of the Dumagudem head lock (estimate Rs. 41,000).*—The outlay to the end of the year was Rs. 58,590. The work was practically completed.

Godavari Eastern Division.

(2) *Fixing permanent stations in the tankas of the Gōdāvāri river (estimate Rs. 21,950).*—The work was completed at a cost of Rs. 20,861.

Kistna Central Division.

(5) *Improvements to the Divi left flood bank (estimate Rs. 62,000).*—The outlay during the year was Rs. 11,613 and to the end of the year Rs. 34,697.

West Coast Division.

(4) *Blasting rock and clearing obstructions in the Paishwani river to make it navigable for rafts (estimate Rs. 34,900).*—The work was completed at a cost of Rs. 35,377.

(5) *Reconstructing the body wall of the Vyan dam (estimate Rs. 21,820).*—The outlay during the year was Rs. 2,956 and to the end of the year Rs. 19,807. The work on the dam was completed except the body wall, which was proposed to be left alone.

Trichinopoly Division.

(6) *Improvements to the Cauvery right bank from the Pugalur channel at 0/6 to 12/0 mile and from the Nerur channel head at 19/3 to 20/2 (estimate Rs. 1,06,600).*—The work was completed at a cost of Rs. 53,507.

C. T. MULLINGS,
Chief Engineer (General and Irrigation).

16th December 1925.

Appendix I.

STATISTICAL STATEMENTS—(Prescribed by the Secretary of State).

A-I.—Statement of Canals in the Madras Presidency for the year 1924-25.

(1)	Nagavalli river system.	Godavari delta system.	Kistna delta system.	Divi pumping system.	Pennér river canals system.	Kurnool- Cuddapah canal.	Poincy anicut system.	Cheyyar anicut system.	Tiruk- koyilur anicut system.	Shatia- tope anicut system.	Lower Coleroon anicut system.
(1)	(2)	(3)	(4)	(5)	(6)	(7)	(8)	(9)	(10)	(11)	(12)
Source of supply of water	River Nagavalli.	River Godavari.	River Kistna.	Pumping from river Kistna.	River Pennér.	River Tunga- bhadra.	River Poincy.	River Cheyyar.	River Ponnair.	River Vellar.	River Cole- roon.
Minimum discharge of river .. per sec. c. ft.	738	1,424	Not known.	126	134	136	Not known
Maximum discharge of main canals, as designed. ,,	414	12,772	13,284	718	8,392	2,000	3,217	1,542	1,271	850	..
Maximum discharge during the year. ,,	397	14,573	13,424	656.5	8,865	1,931	3,217	520	560	1,287	..
Average rainfall for the year. Inches.	45.36	44.65	36.67	32.78	34.21	24.55	32.92	28.45	40.83	39.39	40.77
Gross area commanded .. Acres.	49,920	1,267,200	1,350,400	100,000	258,600	383,115	42,560	29,461	54,895	1,08,069	158,526
Culturable area commanded .. ,,	31,200	961,253	900,000	80,000	190,000	357,569	23,824	29,461	45,977	43,965	117,233
Area irrigable by complete project. ,,	27,658	840,000	747,000	50,000	165,385	130,282	23,824	23,629	45,977	43,965	110,308
Area irrigable at present .. ,,	26,000	791,459	736,000	40,000	147,274	123,419	22,462	22,463	30,954	34,025	107,929
Sanctioned estimate—											
Direct charges Rs.	17,47,770	1,10,89,332	1,42,13,010	19,50,000	47,80,289	1,76,35,000	2,67,178	4,42,925	3,66,759	9,15,245	18,69,597
Indirect do. ,,	68,530	19,34,864	9,81,160	48,000	10,06,096		6,379	11,754	9,189	57,271	71,259
Interest during construction ,,	2,93,217	1,11,38,052	1,28,24,716	3,23,617	22,88,418	
Total, Estimate	21,09,517	2,41,62,248	2,80,18,886	23,21,617	80,74,803	1,76,35,000	2,73,557	4,54,679	3,75,948	9,72,516	19,40,856

A-I.—Statement of Canals in the Madras Presidency for the year 1924-25—cont.

	Nagavalli river system.	Gōdavari delta system.	Kistna delta system.	Divi pumping system.	Pennēr river canals system.	Kunnool- Cuddapah canal.	Poiney anicut system.	Cheyyar anicut system.	Tiruk- kayilūr anicut system.	Shatia- tope anicut system.	Lower Coleroon anicut system.
	(2)	(3)	(4)	(5)	(6)	(7)	(8)	(9)	(10)	(11)	(12)
Source of supply of water	River Nagavalli.	River Gōdavari.	River Kistna.	Pumping from river. Kistna.	River Pennēr.	River Tunga- bhadra.	River Poiney.	River Cheyyar.	River Ponnīar.	River Vellar.	River Coleroon.
Expenditure to end of 1924-25—											
Direct charges Rs.	16,81,141	1,42,97,371	1,63,14,138	24,75,176	57,45,139	2,39,11,011	2,95,063	4,88,975	3,82,668	9,15,365	18,71,608
Indirect do. "	42,309	20,29,567	11,15,556	60,071	10,14,474	73,388	8,812	14,499	9,948	57,277	71,337
Interest during construction* ..	2,04,627	99,82,397	96,15,269	3,09,819	25,84,125
Total, Expenditure	19,28,077	2,64,09,277	2,70,44,963	28,45,066	93,43,738	2,33,84,399	3,03,875	5,03,474	3,92,614	9,72,642	19,42,945
Works as now sanctioned—											
Main canals, irrigation .. Miles.	} 64½	} 511½	} 349	} 50	} 30½	} 417½	{ 55	} 21	} 57	} 3	} 194
Branch canals do. "											
Distributaries "	47½	1,995½	2,185½	120½	477	294½	78	120	28½	149	620
Of above—											
Navigable "	..	507	369½	190
Works completed at end of 1924-25—											
Main canals, irrigation "	} 64½	} 511½	} 349	} 50	} 30½	} 417½	{ 55	} 21	} 57	} 3	} 194
Branch canals do. "											
Distributaries "	47½	1,995½	2,185½	120½	477	294½	78	120	28½	149	620
Of above—											
Navigable "	..	507	369½	190

A-I.—Statement of Canals in the Madras Presidency for the year 1924-25—cont.

	Cauvery delta system.	Srivai-kuntam anicut system.	Ganjam minor rivers system.	Muni-yeru system.	Sagileru system.	Arken-kōta channel.	Thada-palli channel.	Kalinga- rayan channel.	Palar anicut system.	Valluru anicut system.
	(13)	(14)	(15)	(16)	(17)	(18)	(19)	(20)	(21)	(22)
Source of supply of water	River Cauvery	River Tambraparni.	Rivers Langulya, Vamsadhara and Garibulagedda drain.	River Muniyeru.	River Sagileru.	River Bhavani.	River Bhavani.	River Bhavani.	River Palar.	River Kortalyar.
Minimum discharge of river. c. ft.	Not known.	19.20
Maximum discharge of main canals, as designed. per sec.	43,750	1,860	..	300	477	552	725	893	5,631	113
Maximum discharge during the year.	48,850	1,650	..	370.96	432	930.30	1,734.10	701.85	1,764	35.66
Average rainfall for the year. Inches.	26.32	35.54	42.40	33.11	36.03	24.95	24.95	33.05	33.31	48.14
Gross area commanded .. Acres.	1,706,023	80,000	64,000	14,471	33,576	6,000	16,125	15,875	141,031	10,124
Culturable area commanded.	909,034	33,500	64,000	13,024	26,576	6,000	16,000	15,000	105,032	6,794
Area irrigable by complete project.	908,375	23,014	63,000	10,580	4,664	5,000	16,000	12,500	82,718	5,216
Area irrigable at present ..	900,925	23,014	59,000	10,000	4,664	4,750	15,000	12,000	78,668	5,216
Sanctioned estimate—										
Direct charges Rs.	16,62,925	13,61,520	2,58,182	6,71,434	4,47,108	1,47,006.	1,70,380	1,78,780	23,28,492	74,535
Indirect do.	1,66,767	1,15,286	10,203	28,000	17,619	3,676	11,050	4,506	1,16,752	1,666
Interest during construction.	..	7,49,577
Total, Estimate ..	18,29,692	22,26,383	2,68,385	6,99,434	4,64,727	1,50,682	1,81,430	1,83,286	24,45,244	76,201

* Represent interest charges up to the date of closure of construction estimates of the works—vide Government of India orders communicated with their Endorsement No. 1308 I., dated 6th August 1907.

A-I.—Statement of Canals in the Madras Presidency for the year 1924-25—*cont.*

	Canvery delta system.	Srivai-kuntam anicut system.	Ganjam minor rivers system.	Muni-yeru system.	Sagileru system.	Arken-fota channel.	Thada-palli channel.	Kalinga- rayan channel.	Palar anicut system.	Valluru anicut system.									
	(13)	(14)	(15)	(16)	(17)	(18)	(19)	(20)	(21)	(22)									
Source of supply of water	River Cauvery.	River Tambraparni.	Rivers Langulya, Vamsadhara and Garibulagedda drain.	River Muniyeru.	River Sagileru.	River Bhavani.	River Bhavani.	River Bhavani.	River Palar.	River Kortaiyar.									
Expenditure to end of 1924-25—																			
Direct charges Rs.	49,45,669	16,67,459	2,72,413	5,71,308	4,47,108	1,40,789	1,64,755	1,75,980	23,39,544	74,366									
Indirect do "	2,19,542	1,07,604	10,964	29,751	17,619	3,676	11,050	4,506	1,17,105	1,916									
Interest during construction.*	13,37,765	8,67,827									
Total, Expenditure ..	65,02,976	26,42,890	2,83,377	6,01,059	4,64,727	1,44,445	1,75,805	1,80,486	24,56,649	76,282									
Works as now sanctioned—																			
Main canals, irrigation .. Miles.	} 1,507	28	119	{ 26½ 34	} 12	20 3½	48½ 35½	57½ 3½	} 196	5½									
Branch canals do "											46	225	6½	156	8
Distributaries "										
Of above—																			
Navigable "									
Works completed at end of 1924-25—																			
Main canals, irrigation ..	} 1,507	28	119	{ 26½ 34	} 12	{ 20 3½	48½ 35½	57½ 3½	} 156	5½									
Branch canals do "											46	225	6½	139	8
Distributaries "										
Of above—																			
Navigable "									

* Represent interest charges up to date of closure of construction estimates of the works.

A-I.—Statement of Canals in the Madras Presidency for the year 1924-25—cont.

	Mehamat- tur anicut system.	Vriddha- chalam anicut system.	Pelandorai anicut system.	Nandyar channel system.	Marudur anicut system.	Nagava- ram anicut and supply channel.	Kaniyam- palayam anicut.	Ganjam- Gopalpur canal.	Bucking- ham canal.	Vedaranni- yam canal.
	(23)	(24)	(25)	(26)	(27)	(28)	(29)	(30)	(31)	(32)
Source of supply of water	River Manimuk- tanadi.	River Manimuk- tanadi.	River Vellar.	River Nandyar.	River Tambra- parni.	Gunja- neru.	Kaniyam- palayam channel.			
Minimum discharge of river. c.ft. per sec.	163	17	208	77
Maximum discharge of main canals, as designed.	263	351	740	237	1,096.31	78	27.56
Maximum discharge during the year.	144	202	1,005.75	78
Average rainfall for the year. Inches.	38.58	32.45	29.38	..	41.09	34.63
Gross area commanded .. Acres.	13,792	19,993	60,670	9,480	35,840	894	1,600
Culturable area commanded.. "	10,651	16,359	16,677	9,480	17,920	894	1,600
Area irrigable by complete project.	10,651	15,559	16,000	9,480	17,920	894	1,400
Area irrigable at present .. "	4,555	8,829	12,837	6,619	17,920	894	138
Sanctioned estimate—										
Direct charges Ra.	70,761	84,191	6,42,823	63,231	50,541	1,07,295	1,36,343	1,43,100	85,56,015	1,32,699
Indirect do. "	1,897	2,494	47,800	2,484	1,265	2,595	3,757	12,393	4,88,256	3,733
Interest during construc- tion.
Total, Estimate ..	72,658	86,685	6,90,623	65,715	51,806	1,09,890	1,40,100	1,55,493	90,44,271	1,36,432
Expenditure to end of 1924-25—										
Direct charges "	73,372	84,191	6,43,270	63,231	50,541	1,07,295	1,24,921	1,43,100	85,66,071	1,32,699
Indirect do. "	2,009	2,494	48,747	2,484	1,265	2,595	3,853	12,393	4,89,256	3,733
Interest during construc- tion.*
Total, Expenditure ..	75,381	86,685	6,92,017	65,715	51,806	1,09,890	1,28,774	1,55,493	90,55,326	1,36,432

* Represent interest charges up to date of closure of construction estimates of the works.

A-I.—Statement of Canals in the Madras Presidency for the year 1924-25—cont.

	Mehamat- tur anicut system.	Vriddha- chalam anicut system.	Pelandorai anicut system.	Nandyar channel system.	Marudur anicut system.	Nagava- ram anicut and supply channel.	Kaniyam- palayam anicut.	Ganjam- Gopalpur canal.	Bucking- ham canal.	Vedaranni- yam canal.
	(23)	(24)	(25)	(26)	(27)	(28)	(29)	(30)	(31)	(32)
Source of supply of water	River Manimuk- tanadi.	River Manimuk- tanadi.	River Vellar.	River Nandyar.	River Tambra- parni.	Gunja- neru.	Kaniyam- palayam channel.			
Works as now sanctioned—										
Main canals, irrigation .. Miles.	{ 7	17	15	} 31	29	2	10 $\frac{2}{3}$..	262	34 $\frac{1}{2}$
Branch canals do.	8	16	24							
Distributaries	9 $\frac{1}{4}$	16	25							
Of above—										
Navigable	262	34 $\frac{1}{2}$
Works completed at end of 1924-25—										
Main canals, irrigation .. Miles.	{ 7	17	15	} 31	29	2	10 $\frac{2}{3}$..	262	34 $\frac{1}{2}$
Branch canals do.	8	16	24							
Distributaries	9 $\frac{1}{4}$	16	25							
Of above—										
Navigable	262	34 $\frac{1}{2}$

A-II.—Statement of Reservoir Projects in the Madras Presidency for the year 1924-25.

(1)	Barur tank.	Periyar system.	Rushikulya system.	Janga-maheewarapuram tank.	Atmakur tank.	Dondapad tank.	Peddanaidu tank of Chinnarapalem.	Hajipuram tank.
(1)	(2)	(3)	(4)	(5)	(6)	(7)	(8)	(9)
Source of supply of water	Ponnar river and local rains.	Periyar and Vaigai rivers.	Mahanadi and Rushikulya rivers.	Catchment of Dondi vagu.	Catchment of Chandavanka and Kolaguntla vagus.	Rainfall ..	Rainfall ..	Domalern diverted into the tank.
If supplied by rainfall.	Sq. miles.	2,082	239	1,750	60	56	26.64	100
Area of catchment.	Inches.	33.65	78.66	57.53	28	26	.	25.5
Average rainfall during the year.	Mills. o. ft.	313.33	9,605	3,500	79	164	288.38	81.4
Contents of tank between levels of surface of full supply and sill of canal head sluice.	Acres.	688	10.20	4,948	619	575	705	301
Area of surface at full supply ..	Acres.	6,887	768,000	230,880	960	1,700	3,240	784
Gross area commanded	6,887	Not known	142,000	960	1,160	2,880	726
Culturable area commanded	6,887	143,000	120,000	960	1,160	1,930	726
Area irrigable by complete project	..	6,887	143,000	106,000	960	1,160	1,930	210
Area irrigable at present
Wells supplied by tanks
Sanctioned estimate—	Rs.	4,00,000	84,71,000	45,53,000	61,253	1,09,951	1,24,786	68,234
Direct charges	25,300	2,79,000	3,92,820	10,411	13,428	15,218	20,726
Indirect do.	41,439	16,23,606	14,91,004
Interest during construction	4,66,739	1,03,73,606	64,36,824	71,664	1,23,379	1,40,004	88,960
Total, Estimate	4,19,375	1,03,68,211	47,60,173	61,253	1,09,951	1,24,786	62,098
Expenditure to end of 1924-25—	..	23,738	3,69,998	4,16,764	10,411	13,428	15,218	1,397
Direct charges	80,175	16,06,402	16,69,901
Indirect do.	5,23,288	1,23,44,609	68,46,838	71,664	1,23,379	1,40,004	63,495
Interest during construction *..	..							3,11,883
Total, Expenditure							

* Represent interest charges up to date of closure of construction estimates of the works.

A-II.—Statement of Reservoir Projects in the Madras Presidency for the year 1924-25—cont.

(1)	Barur tank.	Periyar system.	Rushikulya system.	Janga-maheswarapuram tank.	Atmakur tank.	Dondapad tank.	Peddanaidu tank of Chinnarapalem.	Hajipuram tank.
(1)	(2)	(3)	(4)	(5)	(6)	(7)	(8)	(9)
Source of supply of water ..	Ponniar river and local rains.	Periyar and Vaigai rivers.	Mahanadi and Rushikulya rivers.	Catchment of Dondi vags.	Catchment of Chunda, vanka and Kolaguntla vague.	Rainfall ..	Rainfall ..	Domalern diverted into the tank.
Works as now sanctioned— Dam (earth) or masonry) total height.	Feet. 28 (earth)	173 (earth)	{ (a) 57.7 (b) 44.0 (earth)	24 (partly earth and partly masonry).	23 (partly earth and partly masonry).	23 (partly earth and partly masonry).	..	6 (masonry).
Canals Miles.	11	145	80	.. 5½	.. 4½	.. 6½	2½	.. 7½
Distributaries "	26	106	220	.. 5½	.. 4½	.. 6½	.. 2½	.. 4½
Works completed to end of 1924-25—								
Dam (height completed) .. Feet.	28	173	{ (a) 57.7 (b) 44.0	24	33	23	..	6
Canals Miles.	11	145	80	.. 5½	.. 4½	.. 6½	2½	.. 4½
Distributaries "	26	106	161	.. 5½	.. 4½	.. 6½	.. 2½	.. 4½

(a) Russellkonda reservoir.

(b) Surada reservoir.

A-II.—Statement of Reservoir Projects in the Madras Presidency for the year 1924-25—cont.

		Ponnalur tank.	Anamasamudram tank.	Yerur tank.	Cumbum tank.	Markapur tank.	Madras water-supply and irrigation system.	Chenbrambakam tank.	Bhavanasi tank.
		(10)	(11)	(12)	(13)	(14)	(15)	(16)	(17)
Source of supply of water ..		Judiseleru diverted into the tank.	Berageru river. and also spill and also kavalva branch of Swarnamuki.	Rainfall and surplus of upper tanks from Chalkalva branch of Swarnamuki.	Gundlakamma and Jampeleru rivers.	Gundlakamma river.	Kortalyar river.	Cooum river.	Rainfall ..
If supplied by rainfall.	{ Area of catchment. Sq. miles. Average rainfall during the year. Inches.	32.14 33.41	23.62 30.32	60.5 35.56	430 24.66	270.25 25.62	34 41.02	100 40.26	43 28.58
Contents of tank between levels of surface of full supply and sill of canal head sluice.	Mills. c. ft.	180.512	90.57	317.69	2,942.17	124.52	2,729.864	3,146	174.64
Area of surface at full supply ..	Acres	719	474	3,285	5,697	811	5,261	5,729	650
Gross area commanded ..	"	1,973	1,000	3,176	7,860	1,931	16,129	32,554	2,700
Culturable area commanded ..	"	1,973	1,000	3,176	6,000	1,701	10,165	24,478	2,448
Area irrigable by completed project.	"	1,000	1,000	3,176	6,000	1,701	9,852	18,000	841
Do. at present ..	"	1,000	961	1,470	5,980	1,583	9,852	18,000	841
Wells supplied by tanks ..	"
Sanctioned estimate—									
Direct charges ..	Rs.	1,90,887	71,687	61,741	83,985	1,16,657	15,47,123	6,48,970	2,02,289
Indirect do. ..	"	25,011	1,886	1,612	2,388	4,001	2,38,945	1,12,547	6,711
Interest during construction ..	"	47,173
Total, Estimate ..	"	2,15,898	73,573	63,353	86,373	1,20,658	17,86,068	7,61,517	2,56,173
Expenditure to end of 1924-25—									
Direct charges ..	"	1,92,969	71,687	61,741	83,985	1,19,044	15,81,614	6,51,348	2,53,302
Indirect do. ..	"	25,674	1,886	1,612	2,388	4,100	2,39,658	1,12,795	1,045
Interest during construction ..	"	29,806
Total, Expenditure ..	"	2,18,643	73,573	63,353	86,373	1,23,144	18,21,272	7,64,143	2,84,153

A-II.—Statement of Reservoir Projects in the Madras Presidency for the year 1924-25—cont.

		Ponnalur tank.	Anamasamudram tank.	Yerur tank.	Cumbum tank.	Marakapur tank.	Madras water-supply and irrigation system.	Chembrambakam tank.	Bhavanasi tank.
		(10)	(11)	(12)	(13)	(14)	(15)	(16)	(17)
Source of supply of water		Gudiseleru diverted into the tank.	Beraperu river. and also spill from Chalkalva branch of Swarnamuki.	Rainfall and surplus of upper tanks	Gundlakamma and Jampeleru rivers.	Gundlakamma river.	Kortalyar river.	Cooum river	Rainfall ..
Works as now sanctioned—									
Dam (earth or masonry) total height.	Feet.	21½	56 (earth)	22 (earth)	30 (earth)	25 (earth)	20 (earth)
Canals	Miles.	7½	11½	10½	6½
Distributaries	"	9½	2½	..	26½	1½	..
Works completed to end of 1924-25—									
Dam (height completed) ..	Feet.	21½	56	22	30	25	20
Canals	Miles.	7½	11½	10½	6½
Distributaries	"	7	2½	..	23½	1½	..

A-II.—Statement of Reservoir Projects in the Madras Presidency for the year 1924-25—cont.

	Yellanur tank.	Kocheruvu tank.	Venkata-puram tank.	Siddapur tank.	Panjanpatti project.	Mopad reservoir.	Toludur (Wellington) reservoir.
	(18)	(19)	(20)	(21)	(22)	(23)	(24)
Source of supply of water	Catchment basin and supply from Chitravati river.	Free catchment.	Free basin and supply from Dhona vagu.	Bhavanasi and other vagu.	Drainage basin.	Manneru river.	Vellar river and rainfall.
If supplied by rainfall.	{ Area of catchment.. Sq. miles..						
	{ Average rainfall during the year. Inches ..						
Contents of tank between levels of surface of full supply and sill of canal head sluice	Mills. c. ft.						
Area of surface at full supply ..	Acres.						
Gross area commanded ..	"						
Culturable area commanded ..	"						
Area irrigable by complete project.	"						
Area irrigable at present	"						
Wells supplied by tanks ..	"						
Sanctioned estimate—							
Direct charges	Rs.						
Indirect do.	"						
Interest during construction ..	"						
Total, Estimate	"						
Expenditure to end of 1924-25—							
Direct charges	"						
Indirect do.	"						
Interest during construction ..	"						
Total, Expenditure	"						

A-II.—Statement of Reservoir Projects in the Madras Presidency for the year 1924-25—cont.

		Yellanur tank.	Kocheeruvu tank.	Venkata-puram tank.	Siddapur tank.	Panjapatti project.	Mopad reservoir.	Totadur (Wellington) reservoir.
		(18)	(19)	(20)	(21)	(22)	(23)	(24)
Source of supply of water		Catchment basin and supply from Chitravati river.	Free catchment.	Free basin and supply from Dhona vagu.	Bhavanasi and other vagu.	Drainage basin.	Manneru river.	Vellar river and rainfall.
Works as now sanctioned—								
Dam (earth or masonry) total height.	Feet.	15	33	31	27.5	40	71½	50
Canals	Miles.	3½	6½	(core wall)	(earth)	31½
Distributaries	3½	1½	..	9	5	8½	40
Works completed to end of 1924-25—								
Dam (height completed) ..	Feet.	15	33	31	27.5	40	71½	46
Canals	Miles	3½	6½	..	16½	31½
Distributaries	3½	1½	..	9	1½	8½	..

B-I.—Capital Accounts of Irrigation, Navigation, Embankment and Drainage Works classed as Productive and Unproductive, for which Capital and Revenue Accounts are kept in the Madras Presidency for and to end of 1924–25.

Works or systems.	Direct charges (net expenditure).					Indirect charges.	Total excluding interest.	Simple interest.	
	Works.	Establishment.	Tools and plant.	Deduct receipts on capital account.	Total.				
(1)	(2)	(3)	(4)	(5)	(6)	(7)	(8)	(9)	
A. IRRIGATION WORKS.									
1. PRODUCTIVE WORKS.									
Ganjam minor river sys'em.	To end of previous year ..	2,20,602	47,234	294	..	2,68,130	10,743	2,78,873	2,31,922
	During the year ..	2,823	1,377	83	..	4,283	221	4,504	9,320
Godavari delta system.	To end of previous year ..	1,06,64,648	26,96,698	9,37,645	1,554	1,42,97,437	20,24,583	1,63,22,020	2,50,97,029
	During the year ..	68,420	30,284	1,230	..	99,934	4,924	1,04,858	5,14,521
Kistna delta system ..	To end of previous year ..	1,22,80,064	28,09,619	7,01,357	18,900	1,57,72,140	10,89,139	1,68,61,279	2,31,70,184
	During the year ..	3,75,753	1,61,050	5,394	199	5,41,998	26,417	5,68,415	5,55,151
Divi pumping system.	To end of previous year ..	14,12,777	3,67,627	6,76,611	490	24,56,525	59,166	25,15,691	11,16,138
	During the year ..	12,925	5,540	186	..	18,651	905	19,556	97,577
Pennar river canals system ..	To end of previous year ..	46,26,452	9,61,042	1,44,282	2,858	57,28,918	10,13,686	67,42,604	86,42,303
	During the year ..	11,242	4,818	161	..	16,221	788	17,009	1,91,987
Arkenkotta channel ..	To end of previous year ..	1,14,505	26,264	1,40,769	3,676	1,44,445	2,41,648
	During the year	4,681
Thadapalli do.	To end of previous year ..	1,35,220	29,535	1,64,755	11,050	1,75,805	2,76,251
	During the year	5,478
Kalingarayan do.	To end of previous year ..	1,43,789	32,191	1,75,980	4,506	1,80,486	2,02,908
	During the year	6,852
Palar anicut system.	To end of previous year ..	18,43,098	4,67,188	29,930	672	23,39,544	1,17,105	24,56,649	43,44,961
	During the year	78,246
Chembarambakkam tank.	To end of previous year ..	5,14,255	1,28,958	8,249	114	6,51,348	1,12,795	7,64,143	12,38,099
	During the year	21,991
Va. luru anicut system.	To end of previous year ..	60,662	13,679	25	..	74,366	1,916	76,282	1,35,774
	During the year	2,769
iney anicut system.	To end of previous year ..	2,33,974	60,465	264	..	2,94,703	8,795	3,03,498	4,87,315
	During the year ..	255	103	2	..	360	17	377	11,376
Ch. yeru do.	To end of previous year ..	3,91,246	96,273	310	50	4,87,779	14,442	5,02,221	7,24,378
	During the year ..	845	343	8	..	1,196	57	1,253	17,966

B-I.—Capital Accounts of Irrigation, Navigation, Embankment and Drainage Works classed as Productive and Unproductive, for which Capital and Revenue Accounts are kept in the Madras Presidency for and to end of 1924-25—*cont.*

Works or systems.	Direct charges (net expenditure).					Indirect charges.	Total excluding interest.	Simple interest.	
	Works.	Establishment.	Tools and plant.	Deduct receipts on capital account.	Total.				
(1)	(2)	(3)	(4)	(5)	(6)	(7)	(8)	(9)	
A. IRRIGATION WORKS—<i>cont.</i>									
1. PRODUCTIVE WORKS—<i>cont.</i>									
Tirukkóyilár anicut	Rs.	Rs.	Rs.	Rs.	Rs.	Rs.	Rs.	Rs.	
system.									
Shatiatope anicut system.	To end of previous year ..	3,08,505	67,643	24	..	3,76,172	9,641	3,85,813	5,60,490
	During the year ..	4,592	1,861	41	..	6,494	307	6,801	12,965
Toludur project ..	To end of previous year ..	8,16,490	1,04,760	115	..	9,16,365	57,277	9,72,642	6,51,942
	During the year	30,441
Mehamattur anicut system ..	To end of previous year ..	15,79,892	4,61,338	3,05,729	7,521	23,39,438	2,49,181	25,88,619	5,39,624
	During the year ..	26,926	10,921	242	279	37,810	1,798	39,608	1,20,605
Vriddachalam anicut system.	To end of previous year ..	59,374	13,990	8	..	73,372	2,009	75,381	1,44,404
	During the year	2,512
Lower anicut system.	To end of previous year ..	68,616	15,575	84,191	2,494	86,685	1,27,035
	During the year	2,799
Cauvery delta system.	To end of previous year ..	15,48,415	3,09,063	14,079	..	18,71,557	71,335	19,42,892	22,55,667
	During the year ..	36	15	51	2	53	62,289
Nandyar system.	To end of previous year ..	37,63,431	8,45,271	99,296	1,985	47,06,013	2,14,130	49,20,143	52,56,380
	During the year ..	1,95,549	24,698	19,397	— 12	2,39,656	5,412	2,45,068	1,79,467
Periyar system ..	To end of previous year ..	51,476	11,755	63,231	2,484	65,715	59,812
	During the year	2,147
Srivaikuntam anicut system.	To end of previous year ..	79,49,640	16,64,941	7,67,036	17,936	1,03,63,681	3,69,847	1,07,33,528	1,09,11,141
	During the year ..	3,781	741	8	..	41,530	141	4,671	3,46,667
Marudur anicut system.	To end of previous year ..	13,23,640	3,33,345	10,792	369	16,67,408	1,07,603	17,75,011	27,84,091
	During the year ..	43	8	51	1	52	57,226
Total A. Irrigation— 1. Productive Works.	To end of previous year ..	41,500	9,041	50,541	1,265	51,806	73,760
	During the year	1,680
Total A. Irrigation— 1. Productive Works.	To end of previous year ..	5,01,46,271	1,15,73,495	36,96,046	52,449	6,53,63,363	55,58,868	7,09,22,231	8,92,72,976
	During the year ..	7,03,190	2,41,759	26,752	466	9,71,235	40,990	10,12,925	23,35,713

B-I.—Capital Accounts of Irrigation, Navigation, Embankment and Drainage Works classed as Productive and Unproductive, for which Capital and Revenue Accounts are kept in the Madras Presidency for and to end of 1924-25—*cont.*

Works or systems.	Direct charges (net expenditure).					Indirect charges.	Total excluding interest.	Simple interest.	
	Works.	Establishment.	Tools and plant.	Deduct receipts on capital account.	Total.				
(1)	(2)	(3)	(4)	(5)	(6)	(7)	(8)	(9)	
A. IRRIGATION WORKS—<i>cont.</i>									
2. UNPRODUCTIVE WORKS.									
Rushikulya system ..	To end of previous year ..	38,47,774	8,21,135	1,28,189	65,853	47,31,245	4,15,271	51,46,516	54,32,912
	During the year ..	19,063	9,300	565	..	28,928	1,493	30,421	1,59,778
Nagavalli river system.	To end of previous year ..	13,21,149	2,70,000	93,276	3,396	16,81,029	42,303	17,23,332	8,70,710
	During the year ..	74	36	2	..	112	6	118	57,154
Muniyeru system ..	To end of previous year ..	4,64,796	1,04,516	3,728	1,732	5,71,308	29,751	6,01,059	5,48,373
	During the year	19,061
Peldinaidu tank of Chennaiapalem.	To end of previous year ..	52,319	9,779	62,098	1,397	63,495	31,967
	During the year	2,065
Jangameshwarapuram tank.	To end of previous year ..	52,564	8,689	61,253	10,411	71,664	43,120
	During the year	2,037
Atmakur tank ..	To end of previous year ..	91,202	18,749	1,09,951	13,428	1,23,379	71,084
	During the year	3,656
Dondapad tank ..	To end of previous year ..	1,05,848	18,945	..	7	1,24,786	15,218	1,40,004	1,36,977
	During the year	4,149
Bhavanasi tank ..	To end of previous year ..	1,82,434	41,653	25,660	297	2,49,450	10,858	2,60,308	79,780
	During the year ..	2,670	1,144	38	..	3,852	187	4,039	10,361
Mopad reservoir ..	To end of previous year ..	16,66,575	3,20,381	2,34,213	27,894	21,93,275	96,422	22,89,697	8,23,386
	During the year	87,960
Hajipuram tank ..	To end of previous year ..	2,30,686	48,308	..	220	2,78,774	33,109	3,11,883	1,76,595
	During the year	9,270

B-I.—Capital Accounts of Irrigation, Navigation, Embankment and Drainage Works classed as Productive and Unproductive, for which Capital and Revenue Accounts are kept in the Madras Presidency for and to end of 1924-25—*cont.*

Works or systems.	Direct charges (net expenditure).					Indirect charges.	Total excluding interest.	Simple interest.	
	Works.	Establishment.	Tools and plant.	Deduct receipts on capital account.	Total.				
(1)	(2)	(3)	(4)	(5)	(6)	(7)	(8)	(9)	
A. IRRIGATION WORKS—<i>cont.</i>									
2. UNPRODUCTIVE WORKS—<i>cont.</i>									
	RS.	RS.	RS.	RS.	RS.	RS.	RS.	RS.	
Ponnalur tank ..	To end of previous year ..	1,59,893	51,070	34	..	1,90,997	25,579	2,16,576	1,20,926
	During the year ..	1,366	586	20	..	1,972	95	2,067	7,090
Anamasamudram- Beraperu tank.	To end of previous year ..	58,421	13,266	71,687	1,886	73,573	41,793
	During the year	2,384
Yerur tank ..	To end of previous year ..	50,219	11,522	61,741	1,612	63,353	40,866
	During the year	2,053
Vamula tank ..	To end of previous year ..	50,961	11,225	62,186	1,571	63,757	44,564
	During the year	2,068
Sagileru tank ..	To end of previous year ..	3,54,321	80,339	12,449	1	4,47,108	17,619	4,64,727	4,59,730
	During the year	14,867
Talapalavanka tank ..	To end of previous year ..	54,348	11,204	731	..	66,283	2,541	68,824	40,754
	During the year	2,204
Cumbum tank ..	To end of previous year ..	68,701	15,284	83,985	2,388	86,373	1,04,631
	During the year	2,793
Markapur tank ..	To end of previous year ..	95,492	21,165	1,16,657	4,001	1,20,658	63,021
	During the year ..	1,800	580	7	..	2,387	99	2,486	3,952
Yellanur tank ..	To end of previous year ..	1,91,292	41,158	7,087	343	2,39,192	30,515	2,69,707	1,01,381
	During the year	8,454
Kocheruvu tank ..	To end of previous year ..	1,01,461	22,158	1,046	60	1,24,605	11,129	1,35,734	50,540
	During the year	4,386
Siddapur tank ..	To end of previous year ..	5,22,751	96,255	1,72,474	442	7,91,038	13,448	8,04,486	2,86,696
	During the year	26,418
Nagavaram anicut and supply channel.	To end of previous year ..	88,757	18,538	1,07,295	2,595	1,09,890	38,922
	During the year	3,568

B-I.—Capital Accounts of Irrigation, Navigation, Embankment and Drainage Works classed as Productive and Unproductive, for which Capital and Revenue Accounts are kept in the Madras Presidency for and to end of 1924-25—cont.

Works or systems.	Direct charges (net expenditure).					Indirect charges.	Total excluding interest.	Simple interest
	Works.	Establishment.	Tools and plant.	Deduct receipts on capital account.	Total.			
(1)	(2)	(3)	(4)	(5)	(6)	(7)	(8)	(9)
A. IRRIGATION WORKS—cont.								
2. UNPRODUCTIVE WORKS—cont.								
	RS.	RS.	RS.	RS.	RS.	RS.	RS.	RS.
Venkatapuram tank.								
{ To end of previous year ..	3,03,994	64,539	4,236	519	3,72,250	12,671	3,84,921	1,49,105
{ During the year ..								13,100
Kurnool-Cuddapah canal.								
{ To end of previous year ..	1,90,88,732	3,79,409	40,83,969	2,44,283	2,33,07,827	73,256	2,33,81,083	3,44,95,004
{ During the year ..	2,400	774	10	..	3,184	132	3,316	7,87,234
Tippayapalem project.								
{ To end of previous year
{ During the year ..	14,684	4,734	58	..	19,476	810	20,286	592
Barur tank								
{ To end of previous year ..	3,35,765	76,701	6,931	22	4,19,375	23,738	4,43,113	5,77,56
{ During the year	1,3945
Kanniapalem anicut.								
{ To end of previous year ..	97,659	27,143	497	..	1,25,299	3,871	1,29,170	32,484
{ During the year ..	268	108	2	..	378	18	396	6,825
Madras water-supply and irrigation								
{ To end of previous year ..	13,53,357	2,22,722	6,837	1,302	15,81,614	2,39,658	18,21,272	31,74,917
{ During the year	53,555
Pelandorai anicut system.								
{ To end of previous year ..	5,20,637	1,17,367	6,064	798	6,43,270	48,747	6,92,017	9,04,142
{ During the year	22,277
Panjampatti reservoir								
{ To end of previous year ..	2,28,720	43,397	56,282	703	3,27,696	11,492	3,39,188	1,00,838
{ During the year ..	71	14	85	3	88	13,024
Total, A. Irrigation - 2. Unproductive works.								
{ To end of previous year ..	3,17,40,828	29,66,615	48,43,703	3,47,872	3,92,03,274	11,96,485	4,03,99,759	4,90,48,673
{ During the year ..	41,860	17,060	698	..	59,618	2,807	62,425	13,46,280
Total, Irrigation Works.								
{ To end of previous year ..	8,18,87,099	1,45,40,110	85,39,749	4,00,321	10,45,66,637	67,55,353	11,13,21,990	13,83,21,649
{ During the year ..	7,45,050	2,54,819	27,450	466	10,30,853	43,797	10,74,650	36,81,993

B. I—Capital Account of Irrigation, Navigation, Embankment and Drainage Works classed as Productive and Unproductive for which Capital Revenue Accounts are kept in the Madras Presidency for and to end of 1924-25—cont.

Works or systems.	Direct charges (net expenditure).					Indirect charges.	Total excluding interest.	Simple interest.
	Works.	Establishment.	Total and plant.	Deduct receipts on capital account.	Total.			
(1)	(2)	(3)	(4)	(5)	(6)	(7)	(8)	(9)
B. NAVIGATION, EMBANKMENT AND DRAINAGE WORKS.								
2. UNPRODUCTIVE WORKS.								
	Rs.	RS.	RS.	RS.	RS.	RS.	RS.	RS.
Ganjam-Gopalpur canal.								
{ To end of previous year ..	1,02,675	37,799	2,733	107	1,43,100	12,393	1,56,493	1,90,064
{ During the year	4,758
Buckingham canal ..								
{ To end of previous year ..	68,00,404	16,09,073	1,80,959	24,365	85,66,071	4,89,255	90,55,326	1,39,22,767
{ During the year	2,86,180
Vejaranniyam canal.								
{ To end of previous year ..	1,07,835	24,814	1,32,699	3,733	1,36,432	2,86,986
{ During the year	4,412
Total, B. Navigation etc., works—2. Unproductive works.								
{ To end of previous year ..	70,10,964	16,71,686	1,83,692	24,472	88,41,870	5,05,381	93,47,251	1,43,99,756
{ During the year	2,95,330
Total, B. Navigation etc., works.								
{ To end of previous year ..	70,10,964	16,71,686	1,83,692	24,472	88,41,870	5,05,381	93,47,251	1,43,99,756
{ During the year	2,95,340
Total, Construction of Irrigation, etc., works.								
{ To end of previous year ..	8,88,94,063	1,62,11,796	87,23,441	4,24,793	11,34,08,507	72,60,734	12,06,69,241	15,27,21,405
{ During the year ..	7,15,050	2,58,819	27,453	466	10,30,853	43,797	10,74,850	89,77,323

C-I.—Statement showing the financial results of Irrigation, Navigation, Embankment and Drainage works (classed as 'Productive' and 'Unproductive') for which Capital and Revenue Accounts are kept in the Madras Presidency for the year ending 1924-25.

Works or systems.	Revenue (actual receipts).										
	Irrigation.			Navigation.	Planta- tion.	Miscel- laneous.	Total.	Less refunds of revenue.	Gross revenue less refunds.	Deduct share of old irrigation revenue.	Total revenue due to improve- ments.
	Irrigation revenue.	Share of land revenue.	Total.								
(1)	(2)	(3)	(4)	(5)	(6)	(7)	(8)	(9)	(10)	(11)	(12)
A.—IRRIGATION WORKS.	RS.	RS.	RS.	RS.	RS.	RS.	RS.	RS.	RS.	RS.	RS.
1. PRODUCTIVE WORKS.											
1. Ganjam minor river system ..	1,54,087	7,351	1,61,438	3	1,61,441	..	1,61,441	95,000	66,441
2. Godavari delta system ..	40,24,407	1,93,448	42,17,855	1,25,213	12,588	45,112	44,00,768	271	44,00,497	1,24,000	42,76,497
3. Kistna do. ..	37,15,688	1,36,311	38,51,999	88,327	5,359	77,810	40,23,495	1,593	40,21,902	71,000	39,50,902
4. Divi pumping system ..	1,74,861	53,852	2,28,713	..	8	2,478	2,31,199	..	2,31,199	20,300	2,10,899
5. Pennar river canals system ..	8,28,310	60,724	8,89,034	3,337	8,92,371	70	8,92,292	2,56,000	6,36,292
6. Arkenkotta channel ..	37,792	410	38,202	525	38,727	..	38,727	19,000	19,727
7. Thadapalli do. ..	1,37,331	2,900	1,40,231	1,985	1,42,216	..	1,42,216	76,000	66,216
8. Kalingarayan channel ..	1,30,839	483	1,31,322	2,961	1,34,283	..	1,34,283	35,000	49,283
9. Palar anicut system ..	2,67,313	16,815	2,84,128	..	952	2,197	2,87,277	..	2,87,277	1,25,000	1,62,277
10. Chembarambakkam tank ..	51,504	908	52,412	..	55	1,074	53,541	..	53,541	16,000	37,541
11. Valluru anicut system ..	7,126	1,074	8,200	..	77	26	8,303	..	8,303	5,000	3,303
12. Poiney do. ..	71,655	5,462	77,117	..	73	136	77,326	..	77,326	38,000	39,326
13. Cheyyru do. ..	94,440	3,425	97,865	..	1,236	289	99,390	..	99,390	39,000	60,390
14. Tirukkoyilar anicut system.	1,23,130	3,362	1,26,492	..	1,429	448	1,28,369	..	1,28,369	60,000	68,369
15. Shatitope anicut system.	1,48,193	15,209	1,63,402	..	978	3	1,64,383	..	1,64,383	20,000	1,44,383
16. Toludur project ..	57,778	..	57,778	57,778	..	57,778	10,590	47,188
17. Mehamattur anicut system ..	24,445	51	24,496	..	20	145	24,661	..	24,661	4,000	20,661
18. Vriddhachalam anicut system.	39,607	294	39,901	..	176	383	40,460	..	40,424	8,500	31,924
19. Lower Coleroon anicut system.	5,13,175	51,510	5,64,685	..	2,545	2,872	5,70,102	71	5,70,031	1,55,000	4,15,031
20. Cauvery delta system ..	46,07,324	1,18,072	47,25,396	..	8,741	12,100	47,46,237	51	47,46,186	34,00,000	13,46,186

B. I—Canal systems showing the financial results of Irrigation, Navigation, Embankment and Drainage Works (classified as 'productive' and 'unproductive') for which Capital and Revenue Accounts are kept in the Madras Presidency for the year ending 1924-25—cont.

V canal systems.		Revenue (actual receipts).										
		Irrigation.			Navigation.	Plantation.	Miscellaneous.	Total.	Less refunds of revenue.	Gross revenue less refunds.	Deduct share of old irrigation revenue.	Total revenue due to improvements.
		Irrigation revenue.	Share of land revenue.	Total.								
2.	(1)	(2)	(3)	(4)	(5)	(6)	(7)	(8)	(9)	(10)	(11)	(12)
B. NAVIGATION AND DRAINAGE WORKS												
1. PRODUCTIVE WORKS—cont.												
Ganjām-Godavari canal.		RS.	RS.	RS.	RS.	RS.	RS.	RS.	RS.	RS.	RS.	RS.
Buckingham canal.												
Vedāra channel system	..	19,927	54	19,981	..	40	..	20,021	..	20,021	17,000	3,021
Periyar system	..	10,17,524	70,539	10,88,063	437	3,769	13,778	11,46,045	152	11,05,893	2,04,000	9,01,893
Total	..	2,32,089	1,490	2,34,479	..	2,157	4,324	2,40,960	5	2,40,965	79,000	1,61,965
.. Marudur ancient system	..	2,11,032	270	2,11,302	..	354	450	2,12,106	..	2,12,106	1,15,000	97,106
Total, A. Irrigation—1. Productive works.		1,66,90,477	7,44,014	1,74,34,491	2,13,977	40,557	1,72,434	1,78,61,459	2,248	1,78,59,211	50,42,390	1,28,16,821
2. UNPRODUCTIVE WORKS.												
1. Rushikulya system	..	2,51,407	4,639	2,56,046	2,602	2,58,648	..	2,58,648	67,000	1,91,648
2. Nagavalli river system	..	1,04,906	14,714	1,19,620	..	2	565	1,20,187	33	1,20,154	37,400	82,754
3. Muniyeru system	..	25,595	60	25,655	..	67	814	26,536	..	26,536	2,500	24,036
4. Peddinaidu tank of Chinnarapalem.	..	555	..	555	2,938	3,491	..	3,491	..	3,491
5. Jangameswarapuram tank	..	2,044	..	2,044	2,044	..	2,044	500	1,544
6. Atmakur tank	..	1,626	..	1,626	1,626	..	1,626	..	1,626
7. Dondapad tank	..	865	8	868	868	..	868	..	868
8. Bhavanasi tank	..	3,212	..	3,212	3,212	..	3,212	..	3,212
9. Mopad project	..	18,991	4,326	23,317	722	24,039	..	24,039	433	23,606
10. Hajipuram tank	..	3,147	15	3,162	795	3,957	..	3,957	..	3,957

C-I.—Statement showing the financial results of Irrigation, Navigation, Embankment and Drainage Works (classed as 'Productive' and 'Unproductive') for which Capital and Revenue Accounts are kept in the Madras Presidency for the year ending 1924-25—*cont.*

Works or systems.	Revenue (actual receipts).										
	Irrigation.			Navigation.	Plantation.	Miscellaneous.	Total.	Less refunds of revenue.	Gross revenue less refunds.	Deduct share of old irrigation revenue.	Total revenue due to improvements.
	Irrigation revenue.	Share of land revenue.	Total.								
(1)	(2)	(3)	(4)	(5)	(6)	(7)	(8)	(9)	(10)	(11)	(12)
A. IRRIGATION WORKS—<i>cont.</i>	RS.	RS.	RS.	RS.	RS.	RS.	RS.	RS.	RS.	RS.	RS.
2. UNPRODUCTIVE WORKS—<i>cont.</i>											
11. Ponnalur tank ..	5,036	..	5,036	5,036	..	5,036	..	5,036
12. Anamasamudram-Biraperu tank.	4,150	1	4,151	4,151	..	4,151	3,600	561
13. Yerur tank	4,061	64	4,125	4,125	..	4,125	425	3,700
14. Vamula tank
15. Sagileru tank	23,413	4	23,417	64	23,481	..	23,481	17,800	5,681
16. Talepulavanka tank
17. Cumbum tank	36,075	461	36,534	36,534	..	36,534	30,000	6,534
18. Markapur tank	6,473	1	6,474	6,474	..	6,474	2,130	4,344
19. Yellanur tank	813	481	1,294	1,294	..	1,294	..	1,294
20. Kocheruvu tank	666	..	666	666	..	666	980	314
21. Siddapur tank	1,091	..	1,091	1,091	..	1,091	..	1,091
22. Nagavaram anicut and supply channel.	4,113	..	4,113	4,113	..	4,113	2,256	1,857
23. Venkatapuram tank	691	..	691	691	..	691	164	527
24. Kurnool-Cuddapah canal ..	3,61,360	2,000	3,63,360	1,756	35	13,122	3,78,272	22	3,78,250	35,872	3,42,378
25. Tippayapalam project
26. Barur tank	21,711	471	22,182	901	23,083	14	23,069	4,500	18,569
27. Kaniyampalayam anicut	4,000	4,000	..	4,000	..	4,000
28. Madras water-supply and irrigation system.	23,743	462	24,205	..	191	31,863	56,259	..	56,259	11,000	45,259

C-I.—Statement showing the financial results of Irrigation, Navigation, Embankment and Drainage Works (classed as 'Productive' and 'Unproductive') for which Capital and Revenue Accounts are kept in the Madras Presidency for the year ending 1924-25—*cont.*

Works or systems.	Revenue (actual receipts).										
	Irrigation.			Navigation.	Planta- tion.	Miscel- laneous.	Total.	Less refunds of revenue.	Gross revenue less refunds.	Deduct share of old irrigation revenue.	Total revenue due to improve- ments.
	Irrigation revenue.	Share of land revenue.	Total.								
(1)	(2)	(3)	(4)	(5)	(6)	(7)	(8)	(9)	(10)	(11)	(12)
A. IRRIGATION WORKS—<i>cont.</i>	RS.	RS.	RS.	RS.	RS.	RS.	RS.	RS.	RS.	RS.	RS.
2. UNPRODUCTIVE WORKS— <i>cont.</i>											
29. Pelandorai anicut system ..	56,624	76	56,700	..	273	252	57,225	..	57,225	3,000	54,225
30. Panjampatti reservoir ..	311	554	865	102	967	..	967	..	967
Total, A. Irrigation—2. Unproductive works.	9,62,677	28,332	9,91,009	1,755	568	58,738	10,62,070	69	10,52,001	2,19,560	8,32,441
Total, A. Irrigation works ..	1,76,53,154	7,72,346	1,84,25,500	2,15,732	41,125	2,31,172	1,89,13,529	2,317	1,89,11,212	52,61,950	1,36,49,262
B. NAVIGATION, EMBANKMENT AND DRAINAGE WORKS.											
2. UNPRODUCTIVE WORKS.											
1. Ganjam-Gopalpur canal	268	..	268	..	268	..	268
2. Buckingham canal	68,407	8,629	3,527	80,563	359	80,204	..	80,204
3. Vedaranniyam canal	1,072	..	31	1,103	1	1,102	..	1,102
Total, B. Navigation, etc., works—2 Unproductive.	69,479	8,897	3,558	81,934	360	81,574	..	81,574
Total, B. Navigation, etc., works—	69,479	8,897	3,558	81,934	360	81,574	..	81,574
Total, Construction of Irrigation, etc., works.	1,76,53,154	7,72,346	1,84,25,500	2,85,211	50,022	2,34,730	1,89,95,463	2,677	1,89,92,786	52,61,950	1,37,30,836

C-I.—Statement showing the financial results of Irrigation, Navigation, Embankment and Drainage Works (classed as 'Productive' and 'Unproductive') for which Capital and Revenue Accounts are kept in the Madras Presidency for the year ending 1924-25—*cont.*

Works or systems.	Working expenses.									
	Revenue management.				Maintenance and Repairs.					
	Establishment.			Total revenue management.	Establishment.			Extension and Improvements.	Maintenance Repairs.	Tools and plant.
	Direction.	Execution.	Civil officers.		Direction.	Execution.	Total.			
(13)	(14)	(15)	(16)	(17)	(18)	(19)	(20)	(21)	(22)	
A.—IRRIGATION WORKS.			RS.	RS.	RS.	RS.	RS.	RS.	RS.	RS.
— <i>cont.</i>										
1. PRODUCTIVE WORKS.										
1. Ganjam minor river system	3,321	3,321	11,380	45,520	56,900	2,077	1,14,559	3,459
2. Godavari delta system	2,04,454	2,04,454	44,584	1,78,336	2,22,920	27,623	4,44,777	12,061
3. Kistna do.	1,88,022	1,88,022	34,365	1,37,463	1,71,828	39,038	3,61,860	5,755
4. Divi pumping system	8,039	8,039	9,534	38,138	47,672	8,397	1,02,830	1,597
5. Pennar river canals system	30,970	30,970	7,404	29,617	37,021	4,236	82,139	1,240
6. Arkenkotta channel	960	960	256	1,022	1,278	..	3,154	28
7. Thadapalli do.	3,212	3,212	616	2,583	3,229	..	7,967	71
8. Kalingarayan channel	2,316	2,316	616	2,465	3,081	..	7,600	68
9. Palar anicut system	7,906	7,906	4,266	17,066	21,332	10,809	44,482	430
10. Chembrambakkam tank	1,821	1,821	476	1,880	2,350	290	7,016	29
11. Valluru anicut system	160	160	97	388	485	..	1,507	6
12. Poiney do.	1,953	1,953	1,243	4,971	6,214	3,655	11,667	137
13. Cheyyeru do.	2,937	2,937	1,970	7,578	9,848	2,671	21,612	218
14. Tirukkoyilar anicut system	3,325	3,325	1,211	4,845	6,056	2,464	12,470	134
15. Sbatatope anicut system.	7,170	7,170	1,890	7,562	9,452	5,334	17,969	209
16. Toludur project	2,359	2,359	378	1,509	1,887	10	4,643	42
17. Mehamattur anicut system	1,025	1,025	218	990	1,238	36	3,017	27
18. Vriddhachalam anicut system.	1,570	1,570	495	1,981	2,476	1,031	5,075	55
19. Lower Coleroon anicut system.	20,484	20,484	17,057	68,227	85,284	1,44,295	2,10,657	1,234
20. Cauvery delta system.	66,270	66,270	24,504	98,013	1,22,517	36,479	6,05,146	5,588

C-I.--Statement showing the financial results of Irrigation Navigation, Embankment and Drainage Works (classed as 'Productive' and 'Unproductive') for which Capital and Revenue Accounts are kept in the Madras Presidency for the year ending 1924-25—*cont.*

Works or system.	Working extensions— <i>cont.</i>									
	Revenue management.				Maintenance and Repairs.					
	Establishment.			Total revenue management.	Establishment.			Extensions and Improvements.	Maintenance and Repairs.	Tools and plant.
	Direction.	Execution.	Civil officers.		Direction.	Execution.	Total.			
(13)	(14)	(15)	(16)	(17)	(18)	(19)	(20)	(21)	(22)	
A.—IRRIGATION WORKS										
— <i>cont.</i>										
1. PRODUCTIVE WORKS— <i>cont.</i>										
21. Nandyar channel system	149	149	574	2,297	2,871	66	14,591	29
22. Periyar system	41,268	41,268	6,556	22,222	27,778	15,092	1,26,725	284
23. Srivaikuntam ancient system.	7,774	7,774	14,901	59,606	74,507	6,972	3,72,416	761
24. Marudur ancient system	4,815	4,815	2,914	11,655	14,569	1,521	72,857	148
Total, A. Irrigation—1. Productive works.			6,12,280	6,12,280	1,86,559	7,46,234	9,32,793	3,13,096	26,56,736	33,610
2. UNPRODUCTIVE WORKS.										
1. Rushikulya system	9,388	9,388	9,303	37,212	46,515	13,550	81,798	2,826
2. Nagavalli river system	3,430	3,430	1,574	6,297	7,871	1,192	14,942	478
3. Muniyuru system	1,158	1,158	580	2,319	2,899	199	6,505	97
4. Peddinayudu tank of Chinnarapalem.	28	28	16	64	80	50	137	3
..	77	77	10	41	51	38	80	2
5. Jangameshwarapuram tank
6. Atmakur tank	81	81	32	126	158	..	369	5
7. Dondapad tank	43	43
8. Bhavanasi tank	161	161	334	1,337	1,671	..	3,899	56
9. Mopad project	928	928	642	2,570	3,212	30	7,46	108
10. Hajipuram tank	158	158	7	20	37	22	..	1

C-I.—Statement showing the financial results of Irrigation, Navigation, Embankment and Drainage Works (classed as 'Productive' and 'Unproductive') for which Capital and Revenue Accounts are kept in the Madras Presidency for the year ending 1924-25—*cont.*

Works or systems.	Working expenses.									
	Revenue management.				Maintenance and Repairs.					
	Establishment.			Total revenue management.	Establishment.			Extensions and Improvements	Maintenance and Repairs.	Tools and plant.
	Direction.	Execution.	Civil officers.		Direction.	Execution.	Total.			
(13)	(14)	(15)	(16)	(17)	(18)	(19)	(20)	(21)	(22)	
A. IRRIGATION WORKS—cont.			RS.	RS.	RS.	RS.	RS.	RS.	RS.	RS.
2. UNPRODUCTIVE WORKS—cont.										
11. Ponnalar tank	252	252	27	109	136	19	300	5
12. Anamasamudram-Biraperu tank.	28	28	26	103	129	..	301	4
13. Yerur tank	185	185	70	279	349	..	815	11
14. Vamula tank
15. Sagileru tank	281	281	142	569	711	5	2,200	9
16. Talapulavanka tank
17. Cumbum tank	327	327	140	560	700	34	2,204	8
18. Markapur tank	217	217	93	374	467	..	1,450	6
19. Yellanur tank	41	41	106	425	531	..	1,649	7
20. Kocheruvu tank	— 16	— 16	38	152	190	184	406	2
21. Siddapur tank	55	55	111	446	557	..	1,729	7
22. Nagavaram anicut and supply channel.	93	93
23. Venkatapuram tank	26	26	29	116	145	..	452	2
24. Kurnool-Cuddapah canal	16,364	16,364	6,499	25,994	32,493	9,972	90,821	401
25. Tippayapalayam project
26. Barur tank	862	862	290	1,160	1,450	..	3,574	32
27. Kaniyampalayam anicut	84	335	419	..	1,036	9
28. Madras water-supply and irrigation system.	660	660	1,221	4,881	6,102	583	18,346	75

C-I.—Statement showing the financial results of Irrigation, Navigation, Embankment and Drainage Works (classed as 'Productive' and 'Unproductive') for which Capital and Revenue Accounts are kept in the Madras Presidency for the year ending 1924-25—*cont.*

68

Works or systems.	Working expenses.									
	Revenue management.				Maintenance and Repairs.					
	Establishment.			Total revenue management.	Establishment.			Extensions and Improvements.	Maintenance and Repairs.	Tools and plant.
	Direction.	Execution.	Civil officers.		Direction.	Execution.	Total.			
(13)	(14)	(15)	(16)	(17)	(18)	(19)	(20)	(21)	(22)	
A. IRRIGATION WORKS— <i>cont.</i>										
2. UNPRODUCTIVE WORKS— <i>cont.</i>			RS.	RS.	RS.	RS.	RS.	RS.	RS.	RS.
29. Pelendorai ancient system	2,656	2,685	1,067	4,267	5,334	1,148	12,004	118
30. Panjampatti reservoir	16	16	13	51	64		329	1
Total. A. Irrigation—2. Unproductive works.	37,528	37,528	22,454	89,817	1,12,271	28,958	2,52,932	4,273
Total. A. Irrigation works	6,49,808	6,49,808	2,09,613	8,36,051	10,45,064	3,40,054	29,09,668	37,883
B. NAVIGATION, EMBANKMENT AND DRAINAGE WORKS.										
1. UNPRODUCTIVE WORKS.										
1. Ganjam-Gopalpur canal	28	112	140	..	286	9
2. Buckingham canal	16,311	65,245	81,556	2,079	2,33,283	1,492
3. Vedaranniyam canal	89	367	446	..	2,275	5
Total. B. Navigation, etc., works—2. Unproductive.	16,428	65,714	82,142	2,079	2,35,846	1,506
Total. B. Navigation, etc., works.	82,142	2,079	2,35,846	1,506
Total. Construction of Irrigation, etc., works.	6,49,808	6,49,808	2,25,441	9,01,765	11,27,206	3,42,133	31,45,514	39,389

C-I.—Statement showing the financial results of Irrigation, Navigation, Embankment and Drainage works (classed as 'Productive' and 'Unproductive') for which Capital and Revenue Accounts are kept in the Madras Presidency for the year ending 1924-25—*cont.*

Works or systems.	Working expenses— <i>cont.</i>										
	Maintenance of works.			Indirect charges.	Grand total of working expenses.	Deduct old maintenance charges.			Total working expenses on improvements.	Net revenue.	
	Deduct recoveries of expenditure.	Plantation.	Total cost of maintenance.			Direct charges.	Indirect charges.	Total.		Total.	Due to improvements.
A.—IRRIGATION WORKS — <i>cont.</i>	RS.		RS.	RS.	RS.	RS.	RS.	RS.	RS.	RS.	RS.
1. PRODUCTIVE WORKS.											
1. Ganjam minor river system ..	31	..	1,76,964	9,132	1,89,417	7,064	364	7,428	1,81,989	— 27,976	— 1,15,548
2. Godavari delta system ..	5,516	..	7,01,865	35,933	9,42,252	9,42,252	34,58,245	32,45,938
3. Kistna do. ..	368	..	5,78,113	28,810	7,94,945	7,94,945	32,26,957	31,55,957
4. Divi pumping system	1,60,496	7,786	1,76,321	17,575	853	18,428	1,57,893	54,878	53,006
5. Pennar river canals system	1,24,636	6,047	1,61,653	42,789	2,076	44,865	1,16,788	7,30,839	5,19,504
6. Arkenkota channel	4,460	211	5,631	1,263	60	1,323	4,308	33,095	15,419
7. Thadapalli do.	11,267	532	15,011	5,048	239	5,287	9,724	1,27,205	56,492
8. Kalingarayan channel	10,749	567	13,572	5,646	236	5,912	7,660	1,20,711	41,623
9. Palar anicut system	77,053	3,539	88,498	4,366	206	4,572	83,926	1,98,779	78,351
10. Chembrambakkam tank	9,685	402	11,908	7,131	296	7,427	4,481	41,633	33,060
11. Vallura anicut system	1,998	83	2,241	1,727	72	1,799	442	6,062	2,861
12. Poiney do.	21,673	1,023	24,649	4,417	208	4,625	20,024	52,677	19,302
13. Cheyveru do.	34,349	1,622	38,908	4,535	214	4,749	34,159	60,482	26,231
14. Tirukkoyilar anicut system	21,124	997	25,446	6,975	329	7,304	18,142	1,02,923	50,227
15. Sbatiatope anicut system	32,964	1,556	41,690	2,325	109	2,434	39,256	1,22,693	1,05,127
16. Toludur project	6,582	311	9,252	9,252	48,526	37,936
17. Mehmattur anicut system	4,318	203	5,546	898	42	940	4,606	19,115	16,055
18. Vriddhaabalam anicut system	8,637	408	10,615	10,615	29,809	21,309
19. Lower Coleroon anicut system	4,41,470	15,489	4,77,443	8,721	273	8,994	4,68,449	92,588	— 53,418
20. Cauvery delta system	7,69,730	23,568	8,69,568	1,26,536	3,952	1,30,488	7,29,080	38,86,618	6,17,106

C-1.—Statement showing the financial results of Irrigation, Navigation, Embankment and Drainage Works (classified as 'Productive' and 'Unproductive') for which Capital and Revenue Accounts are kept in the Madras Presidency for the year ending 1924-25—cont.

Works or systems.	Working expenses—cont.										
	Maintenance and Repairs—cont.			Indirect charges.	Grand total of working expenses.	Deduct old maintenance charges.			Total working expenses on improvements.	Net revenue.	
	Deduct recoveries of expenditure.	Plantation.	Total cost of maintenance.			Direct charges.	Indirect charges.	Total.		Total.	Due to improvements.
				(23)	(24)				(25)		
A.—IRRIGATION WORKS —cont.	RS.		RS.	RS.	RS.	RS.	RS.	RS.	RS.	RS.	RS.
1. PRODUCTIVE WORKS—cont.											
21. Nandyar channel system	17,557	549	18,255	3,861	120	3,961	14,294	1,766	— 11,273
22. Periyar system	1,69,879	5,333	2,16,480	31,020	969	31,989	1,84,491	8,89,413	7,17,402
23. Srivaikuntam anicut system.	4,55,656	14,235	4,77,665	6,660	208	6,868	4,70,797	— 2,36,700	— 3,08,832
24. Marudur anicut system	89,095	2,783	96,693	5,630	176	5,806	90,887	1,16,413	6,219
Total, A. Irrigation—1. Productive works.	5,915	..	39,30,320	1,61,059	47,03,659	2,94,167	11,032	3,05,199	43,98,460	1,31,55,552	84,18,361
2. UNPRODUCTIVE WORKS.											
1. Rushikulya system	1,44,689	7,466	1,61,543	8,471	437	8,908	1,52,635	97,106	59,013
2. Nagavalli river system	24,483	1,263	29,176	4,890	227	4,617	24,559	90,978	58,195
3. Muniyeru system	9,760	474	11,392	320	16	336	11,056	15,144	12,980
4. Peddinaidu tank of Chinnarsopalam.	270	13	311	311	3,180	3,180
5. Jangambeswarapuram tank	171	8	256	256	1,788	1,288
6. Atmakur tank	532	26	639	639	987	987
7. Dondapad tank	43	43	825	825
8. Bhavanasi tank	100	..	5,526	273	5,960	5,960	— 2,748	— 2,748
9. Mopad project	10,813	525	12,266	12,266	11,773	11,340
10. Hajipuram tank	124	6	283	288	3,669	3,669

C-I—Statement showing the financial results of Irrigation, Navigation, Embankment and Drainage Works (classified as 'Productive' and 'Unproductive') for which Capital and Revenue Accounts are kept in the Madras Presidency for the year ending 1924-25—cont.

Works or systems.	Working expenses—cont.										
	Maintenance and Repairs—cont.			Indirect charges.	Grand total of working expenses.	Deduct old maintenance charges.			Total working expenses on improvements.	Net revenue.	
	Deduct recoveries of expenditure.	Plantation.	Total cost of maintenance.			Direct charges.	Indirect charges.	Total.		Total.	Due to improvements.
A. IRRIGATION WORKS—cont.	RS.		RS.	RS.	RS.	RS.	RS.	RS.	RS.	RS.	RS.
3. UNPRODUCTIVE WORKS—cont.											
11. Ponnalur tank	460	22	734	734	4,302	4,302
12. Annapasamudram-Biraperu tank	434	21	483	923	44	967	484	3,668	1,035
13. Yerur tank	1,175	57	1,417	1,417	2,708	2,283
14. Vamula tank
15. Sagileru tank	2,925	121	3,327	2,899	120	3,019	308	20,154	5,373
16. Talapulavanka tank
17. Cumbum tank	2,878	157	3,362	1,052	44	1,096	2,266	33,172	4,268
18. Markapur tank	1,923	80	2,220	320	14	334	1,886	4,254	2,458
19. Yellanur tank	2,187	90	2,318	2,318	1,024	1,024
20. Koohervu tank	782	33	799	799	133	1,113
21. Siddapur tank	2,293	95	2,443	2,443	1,352	1,552
22. Nagavaram anicut and supply channel	93	93	4,020	1,764
23. Venkatapuram tank	599	25	650	650	41	123
24. Kurnool-Cuddapah canal	1,33,687	5,557	1,55,608	3,963	165	4,128	1,51,480	2,22,642	1,90,898
25. Tippayupalaiyam project
26. Barur tank	5,056	239	6,157	6,157	16,912	12,412
27. Kaniampalayam anicut	1,464	69	1,533	1,533	2,467	2,467
28. Madras water-supply and irrigation system	25,165	1,043	26,808	5,040	209	5,249	21,559	29,451	23,700

C-I.—Statement showing the financial results of Irrigation, Navigation, Embankment and Drainage Works (classified as 'Productive' and 'Unproductive') for which Capital and Revenue Accounts are kept in the Madras Presidency for the year ending 1924-25—*cont.*

Works or systems.	Working expenses— <i>cont.</i>										
	Maintenance and Repairs— <i>cont.</i>			Indirect charges.	Grand total of working expenses.	Deduct old maintenance charges.			Total working expenses on improvements.	Nét revenue.	
	Deduct recoveries of expenditure	Plantation.	Total cost of main-tenance.			Direct charges.	Indirect charges.	Total.		Total.	Due to improve-ments.
(23)	(24)	(25)	(26)	(27)	(28)	(29)	(30)	(31)	(32)	(33)	
A. IRRIGATION WORKS—<i>cont.</i>	RS.		RS.	RS.	RS.	RS.	RS.	RS.	RS.	RS.	RS.
2. UNPRODUCTIVE WORKS— <i>cont.</i>											
29. Pelandorai ancient system	18,704	878	22,167	165	7	172	21,995	35,058	32,230
30. Panjampatti reservoir	394	12	422	422	545	545
Total, A. Irrigation—2. Unproductive works.	100	..	3,96,334	18,553	4,52,415	27,543	1,283	28,826	4,23,589	5,99,586	4,08,852
Total, A. Irrigation works ..	6,015	..	43,26,654	1,79,612	51,56,074	3,21,710	12,315	3,34,025	48,22,049	1,37,55,138	88,27,213
B. NAVIGATION, EMBANKMENT AND DRAINAGE WORKS.											
2. UNPRODUCTIVE WORKS.											
1. Ganjam-Gopelapur canal	437	23	460	460	— 192	— 192
2. Buckingham canal ..	500	..	3,17,910	13,750	3,31,660	3,31,660	— 2,51,156	— 2,51,466
3. Vedaranniaou canal	2,726	85	2,811	2,811	— 1,709	— 1,709
Total, B. Navigation, etc., works—2. Unproductive works.	500	..	3,21,073	13,858	3,34,931	3,34,931	— 2,58,357	— 2,53,357
Total, B. Navigation, etc., works..	500	..	3,21,073	13,858	3,34,931	3,34,931	— 2,53,357	— 2,53,357
Total, Construction of Irrigation, etc., works.	6,515	..	46,47,727	1,93,470	54,91,005	3,21,710	12,315	3,34,025	51,56,980	1,35,01,781	85,73,856

C-II.—Statement showing the financial results of Irrigation, Navigation, Embankment and Drainage Works for, and up to the end of, 1924-25.

Number. (1)	Name of work. (2)	General financial results to end of 1924-1925.								
		Mileage in operation.		Estimated cost of construction (direct and indirect). (5)	Date of completion of work. (6) (a)	Date when system first came into operation. (6) (b)	Total capital outlay (direct and indirect). (7)	Accumulated arrears of interest. (8)	Accumulated surplus revenues. (9)	Total sum-at-charge [column (7) — column (8)]. (10)
		Main canals and branches. (3)	Distributaries. (4)							
		MILES.	MILES.	RS.	DATE.	DATE.	RS.	RS.	RS.	RS.
	A. IRRIGATION WORKS.									
	PRODUCTIVE WORKS.									
1	Ganjām minor river system	119	225	2,86,304	2,83,377	..	9,28,344	2,83,377
2	Gōdāvari delta system ..	511 $\frac{1}{2}$	1,995 $\frac{1}{2}$	1,71,65,639	1846-47	1877-78	1,64,26,878	..	10,17,62,387	1,64,26,878
3	Kistna do. ..	349	2,185 $\frac{1}{2}$	1,83,41,683	1855-56	1876-77	1,74,29,694	..	7,56,91,435	1,74,29,694
4	Divi pumping do. ..	50	120 $\frac{1}{4}$	24,90,735	1913-14	1917-18	25,35,247	3,14,793	..	28,50,040
5	Pennér river canal system.	30 $\frac{1}{4}$	477	67,62,939	1860-61	1860-61	67,59,613	..	65,49,693	67,59,613
6	Arkenkota channel system.	23 $\frac{3}{4}$..	1,44,445	1,44,445	..	28,423	1,44,445
7	Thadapalli system ..	83 $\frac{3}{8}$..	1,75,805	1,75,805	..	12,32,776	1,75,805
8	Kalingarayan channel system.	61 $\frac{1}{4}$..	1,80,486	1,80,486	..	3,65,567	1,80,486
9	Palar anicut system ..	156	139	24,61,030	24,56,649	4,01,559	..	28,58,208
10	Cheambakkam tank ..	10 $\frac{7}{8}$	1 $\frac{1}{2}$	7,64,143	7,64,143	..	3,49,809	7,64,143
11	Valluru anicut system ..	5 $\frac{5}{8}$	8	76,282	76,282	18,816	..	95,098
12	Poiney do. ..	104	78	3,03,875	1855-56	..	3,03,475	..	11,16,504	3,03,875
13	Cheyyar do. ..	61	120	5,25,966	1852-53	..	5,03,474	..	2,02,599	5,03,474
14	Tirukkōyilur anicut system.	137	28 $\frac{1}{4}$	3,92,294	1861-62	..	3,92,614	..	5,61,880	3,92,614
15	Shatiatope system ..	41	149	10,02,478	1847-48	..	9,72,642	..	36,27,859	9,72,642
16	Toludur project ..	31 $\frac{3}{4}$..	32,10,000	26,28,227	6,24,936	..	32,53,163
17	Mehamattur anicut system.	15	9 $\frac{1}{4}$	75,381	75,381	..	2,14,156	75,381
18	Vridhachalam system ..	33	16	86,685	86,685	..	4,74,141	86,685

C-II.—Statement showing the financial results of Irrigation, Navigation, Embankment and Drainage Works for, and up to the end of, 1924-25—*cont.*

74

Number.	Name of work.	General financial results to end of 1924-25— <i>cont.</i>								
		Mileage in operation.		Estimated cost of construction (direct and indirect)	Date of completion of work.	Date when system first came into operation.	Total capital outlay (direct and indirect).	Accumulated arrears of interest.	Accumulated surplus revenues.	Total sum-at-charge [column (7) — column (8)].
		Main canals and branches.	Distributaries.							
	A. IRRIGATION WORKS—<i>cont.</i>	MILES.	MILES.	RS.	DATE.	DATE.	RS.	RS.	RS.	RS.
	PRODUCTIVE WORKS—<i>cont.</i>									
19	Lower Coleroon anicut system	486	620	23,08,247	1848-49	..	19,42,945	..	1,24,39,228	19,42,945
20	Cauvery delta system ..	1,507	1,971	67,02,389	1836-37	..	51,65,211	..	4,05,74,231	51,65,211
21	Nandyar channel system ..	31	..	65,715	65,715	33,595	..	99,310
22	Periyar system ..	145	106	1,08,15,181	1896-97	1896-97	1,07,38,199	..	6,15,003	1,07,38,199
23	Sriwaiduntam anicut system.	28	46	17,75,063	1870-71	..	17,75,063	..	8,76,249	17,75,063
24	Marudur anicut system ..	29	7 $\frac{1}{4}$	59,998	51,806	..	32,92,531	51,806
	Total, Productive Works ..	4,049$\frac{1}{2}$	8,303$\frac{1}{4}$	7,61,73,163	7,19,34,456	13,93,699	26,09,09,815	7,33,28,155
	UNPRODUCTIVE WORKS.									
1	Kushikulya system ..	80	151	51,83,221	1891-92	1892-93	51,76,937	33,93,126	..	85,70,068
2	Nagavalli river system ..	6 $\frac{1}{4}$	47 $\frac{1}{4}$	17,21,201	..	1909-10	17,23,450	4,29,382	..	21,52,832
3	Muniyeru system ..	60 $\frac{1}{4}$	6 $\frac{1}{4}$	6,01,059	6,01,059	3,69,620	..	9,60,579
4	Peldanayudu tank ..	2 $\frac{1}{4}$..	63,495	63,495	16,387	..	79,882
5	Jangamaheswarapuram tank.	..	5 $\frac{1}{4}$	71,664	71,664	37,792	..	1,09,456
6	Atmakur tank	4 $\frac{1}{4}$	1,23,379	1,23,379	66,163	..	1,89,542
7	Dondapad tank	6 $\frac{1}{4}$	1,40,004	1,40,004	1,87,684	..	2,77,688
8	Bhavanasi tank	6 $\frac{3}{8}$..	2,15,096	2,64,347	98,983	..	3,63,330

APPENDIX I

**C-II.—Statement showing the financial results of Irrigation, Navigation, Embankment and Drainage Works
for, and up to the end of, 1924-25—cont.**

(1) Number.	Name of work. (2)	General financial results to end of 1924-1925—cont.								
		Mileage in operation.		Estimated cost of construction (direct and indirect). (5)	Date of completion of work. (6) (a)	Date when system first came into operation. (6) (b)	Total capital outlay (direct and indirect). (7)	Accumu- lated arrears of interest. (8)	Accumulated surplus revenues. (9)	Total sum- at-charge [column (7) — column (8)]. (10)
		Main canals and branches. (3)	Distribu- taries. (4)							
	A. IRRIGATION WORKS—cont.	MILES.	MILES.	RS.	DATE.	DATE.	RS.	RS.	RS.	RS.
	UNPRODUCTIVE WORKS— cont.									
9	Mopad project	16 $\frac{3}{4}$	84	22,97,000	22,89,697	8,59,689	..	31,49,386
10	Hajipuram tank	4 $\frac{1}{4}$	3,11,883	3,11,883	1,52,049	..	4,63,932
11	Ponnalur tank	7	2,18,405	2,18,643	1,50,990	..	3,69,633
12	Anamasamudram-Biraperu tank.	..	2 $\frac{3}{8}$	73,573	73,573	38,759	..	1,12,332
13	Yerur tank	63,353	63,353	25,611	..	88,964
14	Vamula tank	63,757	63,757	47,155	..	1,10,882
15	Sugileru system	12	..	4,64,727	4,64,727	4,80,621	..	9,45,348
16	Talapulavanka tank	68,824	68,824	42,958	..	1,11,782
17	Cumbam tank	23 $\frac{3}{4}$	86,373	86,373	..	65,621	86,373
18	Markapur tank	7 $\frac{1}{2}$..	1,30,333	1,23,114	38,550	..	1,61,694
19	Yellanur do.	3 $\frac{7}{8}$	2,65,800	2,69,707	1,02,537	..	3,72,244
20	Kocheruva do.	1 $\frac{3}{8}$	1,35,734	1,35,734	67,543	..	2,03,277
21	Siddapur do.	6 $\frac{1}{8}$	9	8,04,486	8,04,486	3,18,281	..	11,22,767
22	Nagavaram anicut and supply channel.	2	..	1,09,890	1,09,890	35,429	..	1,45,319
23	Venkatapuram tank	3 $\frac{1}{4}$..	3,84,921	3,84,921	1,67,156	..	5,52,087
24	Kurnool-Cuddapah canal.	417 $\frac{8}{8}$	294 $\frac{5}{8}$	2,31,77,652	1882-83	1882-83	2,33,84,399	3,28,64,280	..	5,62,48,679
25	Tippayapalem project	2,87,020	20,86	592	..	20,878
26	Barur tank	11	26	4,43,113	1887-88	1887-88	4,43,113	3,53,280	..	7,96,393
27	Kaniyapalayam anicut.. ..	10 $\frac{3}{8}$..	1,40,100	1,28,774	41,834	..	1,70,608
28	Madras water-supply and irrigation system.	11 $\frac{1}{2}$..	18,21,272	18,21,272	25,18,570	..	43,39,842

NOTE.—In the case of certain items no entries have been made in columns (6) (a) and (6) (b) as information is not available.

**C-II--Statement showing the financial results of Irrigation, Navigation, Embankment and Drainage Works
for, and up to the end of, 1924-25-- cont.**

(1)	Name of work. (2)	General financial results to end of 1924-25--cont								
		Mileage in operation		Estimated cost of construction (direct and indirect). (5)	Date of completion of work. (6) (a)	Date when system first came into operation (6) (b)	Total capital outlay (direct and indirect). (7)	Accumulated arrears of interest. (8)	Accumulated surplus revenue. (9)	Total sum-at-charge [column (7) - column (8)]. (10)
		Main canals and branches (3)	Distributaries. (4)							
	A. IRRIGATION WORKS--cont.	MILES.	MILES.	RS.	DATE.	DATE.	RS.	RS.	RS.	RS.
	UNPRODUCTIVE WORKS--cont.									
29	Pelandorai ancient system.	30	25	6,96,995	6,92,017	5,38,588	..	12,30,605
30	Panjampathi reservoir	1½	4,04,600	3,39,276	1,07,354	..	4,46,630
	Total, A. Irrigation--Unproductive ..	751½	705½	4,08,68,820	4,04,62,184	4,34,90,843	65,261	18,39,53,027
	Total, A. Irrigation ..	4,801	9,008½	11,70,41,993	11,23,96,640	4,48,84,542	25,09,75,076	16,72,81,182
	B. NAVIGATION, EMBANKMENT AND DRAINAGE WORKS.									
	2. UNPRODUCTIVE.									
1	Ganjam-Gopalpur canal.	1,55,493	1,55,493	1,93,235	..	3,53,728
2	Euckingham canal ..	262	..	90,55,326	90,55,326	1,63,58,065	..	2,54,13,391
3	Vedaranniyam canal ..	34½	..	1,36,432	1,36,432	5,27,198	..	6,63,630
	Total, B. Navigation, etc., works--2. Unproductive.	296½	..	93,47,251	93,47,251	1,70,82,498	..	2,64,30,749
	Total, B. Navigation, etc., works.	296½	..	93,47,251	93,47,251	1,70,82,498	..	2,64,30,749
	Total, Construction of Irrigation, etc., works.	5,097½	9,008½	12,63,89,244	12,17,43,891	6,19,68,040	25,09,75,076	18,37,11,931

**C-II.—Statement showing the financial results of Irrigation, Navigation, Embankment and Drainage Works
for, and up to the end of, 1924-25—cont.**

Number.	Name of work.	Financial results of the year 1924-1925.									Percentage of working expenses to receipts {column (11) to column (12)}.
		Gross receipts (direct and indirect). (11)	Working expenses (direct and indirect). (12)	Net revenue. (13)	Percentage on capital outlay [column (7)]. (14)	Percentage on sum-at-charge [column (10)]. (15)	Interest at 6 per cent. (16)	Net profit. (17)	Net loss. (18)	Area irrigated. (19)	
		RS.	RS.	RS.	PER CENT.	PER CENT.	RS.	RS.	RS.	ACS.	PER CENT.
	A. IRRIGATION WORKS—cont.										
	PRODUCTIVE WORKS—cont										
1	Ganjam minor river system.	68,441	1,81,989	— 1,15,548	40.78	40.78	9,320	..	1,24,868	21,268	273.91
2	Godavari delta system ..	42,76,497	9,42,252	33,34,745	20.3	20.3	5,14,521	28,19,724	..	829,485	22.03
3	Kistna do. ..	39,50,902	7,94,915	31,55,957	18.11	18.11	5,55,151	26,00,896	..	692,024	20.12
4	Divi pumping do. ..	2,10,899	1,57,893	53,006	2.09	1.86	97,577	..	44,571	25,729	74.87
5	Pennar river canal system.	6,36,292	1,16,788	5,19,504	7.69	7.69	1,91,987	3,27,517	..	76,696	18.85
6	Arkenkota channel do.	19,727	4,308	15,419	10.67	10.67	4,681	10,738	..	2,309	21.84
7	Thadapalli do. do.	65,216	9,724	56,492	32.13	32.13	5,478	51,014	..	6,924	14.69
8	Kalingaroyan channel do.	49,283	7,660	41,623	23.56	23.06	5,852	35,771	..	4,685	15.54
9	Palar anicut do.	1,62,277	83,926	78,351	3.19	2.74	78,246	105	..	24,435	51.72
10	Chembrambakkam tank ..	37,541	4,481	33,060	4.33	4.33	21,991	11,069	..	2,702	11.94
11	Valluru anicut system ..	3,303	442	2,861	3.75	3.01	2,769	92	..	1,211	13.38
12	Poiney do. do. ..	39,326	20,024	19,302	6.35	6.35	11,376	7,926	..	5,467	50.42
13	Cheygar do. do.	60,390	34,159	26,231	5.21	5.21	17,966	8,265	..	10,829	56.56
14	Tirukkoyilur anicut system.	68,369	18,142	50,227	12.79	12.79	12,965	37,262	..	13,622	26.54
15	Shatiatope do.	1,44,383	39,256	1,05,127	10.41	10.81	30,441	74,686	..	31,183	27.19
16	Toludur project	47,188	9,252	37,936	1.44	1.17	1,20,605	..	82,669	6,619	19.61
17	Mehamattur anicut system.	20,661	4,606	16,055	21.3	21.3	2,512	13,543	..	3,799	22.29
18	Vridhachalam do.	31,924	10,615	21,309	24.58	24.58	2,799	18,510	..	6,568	33.25
19	Lower Coleroon do.	4,15,031	4,68,449	— 53,418	2.75	2.75	62,289	..	1,15,707	68,946	112.88
20	Cauvery delta system ..	13,46,186	7,29,080	6,17,106	11.94	11.94	1,79,467	4,87,639	..	166,129	54.16

C-II.—Statement showing the financial results of Irrigation, Navigation, Embankment and Drainage Works for, and up to the end of, 1924-25—cont.

Number.	Name of works.	Financial results of the year 1924-1925.									
		Gross receipts (direct and indirect).	Working expenses (direct and indirect).	Net revenue.	Percentage on capital outlay [column (7)].	Percentage on sum at charge [column (10)].	Interest at 6·0% per cent.	Net profit.	Net loss.	Area irrigated.	Percentage of working expenses to receipts [column (11)]— [column (12)].
		(11)	(12)	(13)	(14)	(15)	(16)	(17)	(18)	(19)	(20)
	A.—IRRIGATION WORKS—cont.	RS.	RS.	RS.	PER CENT.	PER CENT.	RS.	RS.	RS.	ACS.	PER CENT.
	PRODUCTIVE WORKS—cont.										
21	Nandvar channel system..	3,021	14,294	— 11,273	17·15	11·35	2,117	..	13,420	1,213	473·15
22	Periyar system ..	9,01,893	1,84,491	7,17,402	6·68	6·68	3,46,667	3,70,735	..	102,658	20·46
23	Srivaikuntam anicut system.	1,61,965	4,70,797	— 3,08,832	17·4	17·4	57,226	..	3,65,058	22,775	290·68
24	Marudur do.	97,106	90,887	6,219	12·0	12·0	1,680	4,539	..	15,526	93·59
	Total, Productive Works..	1,28,16,821	43,98,460	84,18,361	11·70	11·48	23,35,713	60,82,648	..	2,140,862	34·32
	UNPRODUCTIVE WORKS.										
1	Rushikulya system ..	1,91,648	1,52,635	39,013	·75	·46	1,59,778	..	1,20,765	50,952	79·64
2	Nagavalli river system ..	82,754	24,599	58,155	3·38	2·70	57,154	1,041	..	11,659	29·68
3	Muniyaru system ..	24,036	11,056	12,980	2·16	1·35	19,060	..	6,081	5,681	45·99
4	Peddabayudu tank ..	3,491	311	3,180	5·01	3·98	2,065	1,115	..	139	8·91
5	Jangamaheswarapuram tank.	1,544	256	1,288	1·90	1·16	2,037	..	749	693	16·68
6	Atmakur tank ..	1,626	639	987	·80	·52	3,655	..	2,669	800	39·30
7	Dondapad tank ..	868	43	825	·69	·30	4,119	..	3,324	257	4·95
8	Bhavanasi tank ..	3,212	5,960	— 2,748	1·04	·76	10,361	..	13,109	461	185·55
9	Mopad project ..	23,606	12,266	11,340	·49	·35	87,960	..	76,620	3,234	51·06
10	Hajipuram tank ..	3,957	288	3,669	1·18	·79	9,270	..	5,601	845	7·28
11	Ponnalur tank ..	5,036	734	4,302	— 1·97	1·16	7,090	..	2,788	1,077	14·58
12	Anamasamudram-Biraperu tank.	551	— 484	1,035	-- 1·41	·92	2,384	..	1,349	25	87·84

C-II.—Statement showing the financial results of Irrigation, Navigation, Embankment and Drainage Works for, and up to the end of, 1924-25—cont.

Number.	Name of work.	Financial results of the year 1924-1925—cont.									
		Gross receipts (direct and indirect).	Working expenses (direct and indirect)	Net revenue.	Percentage on capital outlay [column (7)].	Percentage on sum-at-charge [column (10)].	Interest at 6·08 per cent.	Net profit.	Net loss.	Area irrigated.	Percentage of working expenses to receipts [column (11)—column (12)].
		(11)	(12)	(13)	(14)	(15)	(16)	(17)	(18)	(19)	(20)
	A. IRRIGATION WORKS— cont.	RS.	RS.	RS.	PER CENT.	PER CENT.	RS.	RS.	RS.	ACS.	PER CENT.
	2. UNPRODUCTIVE WORKS— cont.										
13	Yerur tank	3,700	1,417	2,283	3·60	2·57	2,053	230	..	1,409	38·80
14	Vamula tank	2,068	..	2,068
15	Sagileru tank	5,681	308	5,373	1·16	·57	14,867	..	9,494	1,512	5·42
16	Talapulavanka tank	2,204	..	2,204
17	Cumbum tank	6,534	2,268	4,268	4·94	4·94	2,793	1,475	..	1,444	34·68
18	Markapur tank	4,344	1,886	2,458	1·99	1·52	3,952	..	1,494	1,681	42·42
19	Yelbanur do.	1,294	2,318	— 1,024	·38	·28	8,454	..	9,478	728	179·13
20	Kocheruvu do.	— 314	799	— 1,113	·82	·55	4,386	..	5,499	— 79	..
21	Siddapur do.	1,091	2,443	— 1,352	·17	·12	26,418	..	27,770	355	223·92
22	Nagavaram anicut and supply channel.	1,857	93	1,764	1·61	1·21	3,568	..	1,804	351	5·01
23	Venkatapuram tank	527	650	— 123	·03	·02	13,100	..	13,223	95	123·34
24	Kurnool-Cuddapah canal.	3,42,378	1,51,480	1,90,898	0·82	·34	7,57,234	..	5,96,336	78,231	44·24
25	Tippayapalem project	592	..	5·2
26	Barur tank	18,569	6,157	12,412	2·80	1·56	13,945	..	1,533	3,482	33·16
27	Kanniapalayam anicut	4,090	1,533	2,467	1·92	1·45	6,825	..	4,358	138	38·32
28	Madras water-supply and irrigation system.	45,259	21,559	23,700	1·30	·55	53,555	..	29,855	2,287	47·63
29	Pelandorai anicut system.	54,225	21,995	32,230	4·66	2·62	22,277	9,953	..	10,512	40·56
30	Panjampatti reservoir	967	422	545	·16	·12	15,024	..	12,479	63	43·64
	Total A, Irrigation— Unproductive ..	1,38,32,441	4,23,539	4,08,852	1·01	49	13,45,280	..	9,37,428	17,77,922	50·89
	Total, A. Irrigation ..	1,36,49,262	48,22,049	88,27,213	7·86	5·61	36,81,998	51,45,220	..	23,18,784	35·33

C-II.—Statement showing the financial results of Irrigation, Navigation, Embankment and Drainage Works for, and up to the end of, 1924-25—cont.

Number.	Name of work.	Financial results of the year 1924-25—cont.									
		Gross receipts (direct and indirect). (11)	Working expenses (direct and indirect). (12)	Net revenue. (13)	Percentage on capital outlay [column (7)] (14)	Percentage on sum-at-charge [column (10)]. (15)	Interest at 6.08 per cent. (16)	Net profit. (17)	Net loss. (18)	Area irrigated. (19)	Percentage of working expenses to receipts column (11) to [column (12)]. (20)
		RS.	RS.	RS.	PER CENT.	PER CENT.	RS.	RS.	RS.	ACS.	PER CENT.
	B. NAVIGATION, EMBANKMENT AND DRAINAGE WORKS.										
	UNPRODUCTIVE WORKS										
1	Ganjam-Gopālpūr canal ..	268	460	— 192	·12	·05	4,754	..	4,950	..	171·64
2	Buckingham canal ..	80,204	3,31,660	— 2,51,456	2·78	·99	2,80,160	..	5,37,616	..	413·62
3	Vedaranniyam canal ..	1,102	2,811	— 1,709	1·25	·23	4,412	..	6,121	..	255·08
	Total, B. Navigation, etc., works—2. Unproductive..	81,574	3,34,931	— 2,58,357	2·71	·96	2,95,330	..	5,48,687	..	410·59
	Total, B. Navigation, etc., works ..	81,574	3,34,931	— 2,58,357	2·71	·96	2,95,330	..	5,48,687	..	410·59
	Total, Construction of Irrigation, etc., works ..	1,37,30,936	51,56,980	85,73,856	7·04	4·67	39,77,323	45,96,533	..	2,318,784	37·56

U-III.—Demands and Realizations during the year 1924-25 in the Madras Presidency.

Irrigation, Navigation, Embankment and Drainage Works (classified as Productive and Unproductive) for which Capital and Revenue Accounts are kept.

Works or systems.	Balance of demands unrealized at commencement of the year.	Demand for the year.	Total.	Deduct remissions including cash re-funds.	Net total.	Deduct amount unrealized at close of the year.	Actual total receipts of the year.	Deduct share due to old irrigation.	Net revenue due to improvements
(1)	(2)	(3)	(4)	(5)	(6)	(7)	(8)	(9)	(10)
A IRRIGATION WORKS.									
I. PRODUCTIVE WORKS.									
1. Ganjān minor river system	1,65,647	1,65,647	4,206	1,61,441	1,61,441	95,000	66,441
2. Jodavari delta system	44,37,295	44,37,295	36,798	44,00,497	44,00,497	1,24,000	42,76,497
3. Kistna do.	40,33,355	40,33,355	11,453	40,21,902	40,21,902	71,000	39,50,902
4. Divi pumping system	2,35,332	2,35,332	4,133	2,31,199	2,31,199	20,300	2,10,899
5. Penner river canals system	8,96,384	8,96,384	4,092	8,92,292	8,92,292	2,56,000	6,36,292
6. Arkenkota channel	38,747	38,747	20	38,727	38,727	19,000	19,727
7. Thadapalli channel	1,42,216	1,42,216	..	1,42,216	1,42,216	76,000	66,216
8. Kalingarayan channel	1,34,753	1,34,753	470	1,34,283	1,34,283	85,000	49,283
9. Palar anicut system	3,46,216	3,46,216	58,939	2,87,277	2,87,277	1,25,000	1,62,277
10. Chombambakkam tank	53,978	53,978	437	53,541	53,541	16,000	37,541
11. Vallur anicut system	8,523	8,523	220	8,303	8,303	5,000	3,303
12. Poiney do.	1,05,112	1,05,112	27,786	77,326	77,326	38,000	39,326
13. Chéyyar do.	1,07,533	1,07,533	8,143	99,390	99,390	39,000	60,390
14. Tirakkóyilur do.	1,28,376	1,28,376	7	1,28,369	1,28,369	60,000	68,369
15. Shatiatope do.	1,64,714	1,64,714	331	1,64,383	1,64,383	20,000	1,44,383
16. Toludur project	57,778	57,778	..	57,778	57,778	10,590	47,188
17. Mehamatur anicut system	24,661	24,661	..	24,661	24,661	4,000	20,661
18. Vriddhachalam do.	40,462	40,462	38	40,424	40,424	8,500	31,924
19. Lower Coleroon anicut system	5,79,231	5,79,231	9,200	5,70,031	5,70,031	1,55,000	4,15,031
20. Cauvery delta system	51,15,417	51,15,417	3,69,231	47,46,186	47,46,186	34,00,000	13,46,186
21. Nandiyar channel system	20,572	20,572	551	20,021	20,021	17,000	3,021
22. Periyar system.	11,13,819	11,13,819	7,926	11,05,893	11,05,893	2,04,000	9,01,893

C-II.—Statement showing the financial results of Irrigation, Navigation, Embankment and Drainage Works for, and up to the end of, 1926-27.

(1)	Name of works.	General financial results to end of 1926-27.								
		Mileage in operation.		Estimated cost of construction (direct and indirect).	Date of completion of work.	Date when system first came into operation.	Total capital outlay (direct and indirect).	Accumulated arrears of interest.	Accumulated surplus revenues.	Total sum-at-charge [column (7) + column (8)].
		Main canals and branches.	Distributaries.							
(2)	(3)	(4)	(5)	(6) (a)	(6) (b)	(7)	(8)	(9)	(10)	
	A. IRRIGATION WORKS.	MILES.	MILES.	RS.	DATE.	DATE.	RS.	RS.	RS.	RS.
	1. PRODUCTIVE WORKS.									
1	Ganjam minor river system.	119	225	2,87,278	31-3-1900	1852-53	2,83,976	..	9,43,324	2,83,976
2	Godāvari delta system ..	611½	1,995½	1,73,19,000	1846-47	1877-78	1,68,30,195	..	10,74,62,222	1,68,30,195
3	Polavaram island project.	18,55,000	In progress.		5,32,514	20,090	..	5,52,604
4	Kistna delta system ..	349	2,185½	1,87,64,505	1855-56	1876-77	1,82,81,672	..	8,04,34,101	1,82,81,672
5	Divi pumping system ..	50	120¾	26,11,515	31-10-1913	1917-18	25,61,763	3,46,309	..	29,08,072
6	Pennar river canal system.	30¾	477	67,62,896	1860-61	1860-61	67,62,896	..	72,62,089	67,62,896
7	Arkenkota channel ..	24	..	1,44,445	1,44,445	..	35,864	1,44,445
8	Thadapalli do. ..	83	..	1,77,677	1,76,417	..	13,14,307	1,76,417
9	Kalingarayan channel ..	61	..	1,80,486	1,80,486	..	4,28,526	1,80,486
10	Palar anicut system ..	156	139	24,61,988	24,61,988	3,84,472	..	28,46,460
11	Poincy do. ..	104	78	3,03,875	1855-56	..	3,03,875	..	11,96,610	3,03,875
12	Cheyyar do. ..	61	120	5,34,547	1852-53	..	5,19,733	..	2,33,233	5,19,733
13	Tirukkōyilur anicut system.	137	28½	3,93,393	1861-62	..	3,93,412	..	6,31,637	3,93,412
14	Bhatiatope anicut system.	41	149	10,71,061	1847-48	..	9,81,769	..	37,66,459	9,81,769
15	Toludur project	31¾	37½	32,10,000	..	1924-25	26,04,357	7,15,997	..	33,20,354
16	Mohamattur anicut system.	15	9¼	75,381	75,381	..	2,41,369	75,381
17	Vridhachalam anicut system.	33	16	86,685	86,685	..	5,14,538	86,685
18	Lower Coleroon anicut system.	486	620	35,78,659	1848-49	..	22,62,513	..	1,26,50,853	22,62,513

C-II.—Statement showing the financial results of Irrigation, Navigation, Embankment and Drainage Works for, and up to the end of, 1926-27—cont.

(1)	Name of works. (2)	General financial results to end of 1926-27—cont.								
		Mileage in operation.		Estimated cost of construction (direct and indirect). (5)	Date of completion of work. (6) (a)	Date when system first came into operation. (6) (b)	Total capital outlay (direct and indirect). (7)	Accumulated arrears of interest. (8)	Accumulated surplus revenues. (9)	Total sum-at-charge [column (7) + column (8)]. (10)
		Main canals and branches. (3)	Distributaries. (4)							
	A. IRRIGATION WORKS—cont.	MILES.	MILES.	RS.	DATE.	DATE.	RS.	RS.	RS.	RS.
	1. PRODUCTIVE WORKS—cont.									
19	Pelandorai anicut system.	39	25	6,98,995	1836-37	..	6,94,022	5,20,851	..	12,14,873
20	Basavannah channel	4,23,572	In progress.		1,10,572	4,083	..	1,14,655
21	Cumbum tank	23 $\frac{2}{3}$	86,373	86,373	..	62,040	86,373
22	Chembrambakkam tank ..	10 $\frac{1}{3}$	1 $\frac{1}{3}$	7,64,143	7,64,143	..	3,83,590	7,64,143
23	Cauvery delta system ..	1,507	1,971	68,02,636	63,98,943	..	4,19,89,329	63,58,943
24	Kattalai anicut right bank canal.	10,00,856	In progress.		9,18,218	54,895	..	9,73,113
25	Cauvery-Mettur reservoir project.	6,12,00,000	In progress.		61,52,622	2,12,875	..	63,65,497
26	Nandyar channel system	31	..	65,715	1897-98	1895-96	65,715	41,511	..	1,07,226
27	Periyar system ..	145	106	1,07,93,869	31-3-1897	1896-97	1,07,91,797	..	7,29,657	1,07,91,797
28	Srivrikuntam anicut system.	28	46	17,75,063	17,75,063	..	5,95,916	17,75,063
29	Marudur anicut system ..	29	7 $\frac{1}{4}$	60,772	58,133	..	34,07,540	58,133
	Total, A. Irrigation Works—1. Productive works.	4,082$\frac{1}{2}$	8,381$\frac{2}{3}$	14,34,88,985	8,32,59,678	23,01,063	26,42,83,204	8,55,60,741
	2. UNPRODUCTIVE WORKS.									
1	Kushikulya system ..	80	151	54,92,801	1891-92	1892-93	52,02,379	35,53,962	..	87,56,341
2	Nagavalli river system ..	64 $\frac{1}{2}$	47 $\frac{1}{4}$	17,22,775	31-12-1913	1909-10	17,22,775	4,25,089	..	21,47,864
3	Muniyaru system ..	60 $\frac{1}{4}$	6 $\frac{1}{2}$	6,01,059	1901-02	1898-99	6,01,059	3,64,969	..	9,66,028

C-II.--Statement showing the financial results of Irrigation, Navigation, Embankment and Drainage Works for, and up to the end of, 1926-27--cont.

(1) Number of works.	Name of works. (2)	General financial results to end of 1926-27--cont.								
		Mileage in operation.		Estimated cost of construction (direct and indirect). (5)	Date of completion of work. (6) (a)	Date when system first came into operation. (6) (b)	Total capital outlay (direct and indirect). (7)	Accumulated arrears of interest. (8)	Accumulated surplus revenues. (9)	Total sum-charge [column (7) + column (8)]. (10)
		Main canals and branches. (3)	Distributaries. (4)							
	A. IRRIGATION WORKS--cont.	MILES.	MILES.	RS.	DATE.	DATE.	RS.	RS.	RS.	
	2. UNPRODUCTIVE WORKS--cont.									
4	Peddinayudu tank of Chennaraopalem.	63,495	1916-17	1908-09	63,495	18,437	..	81,932
5	Jangamaheswarapuram tank.	..	5 $\frac{1}{2}$	71,664	31-3-1908	1912-13	71,664	40,985	..	1,12,649
6	Atmakur tank	4 $\frac{1}{2}$	1,23,379	31-8-1907	Do.	1,23,379	72,293	..	1,95,672
7	Dondapad tank	6 $\frac{1}{2}$	1,40,004	31-3-1903	1898-99	1,40,004	1,44,436	..	2,84,440
8	Bhuvanasi tank	6 $\frac{1}{2}$..	2,66,404	31-3-1919	1921-22	2,65,491	1,22,344	..	3,87,835
9	Hajipuram tank	4 $\frac{1}{2}$	3,11,883	31-3-1911	1910-11	3,11,883	1,64,991	..	4,76,874
10	Ponnalur tank	7	2,18,649	Do.	Do.	2,18,649	1,62,411	..	3,81,060
11	Anamasamudram-Beraperu tank.	..	2 $\frac{1}{2}$	73,573	31-3-1910	1911-12	73,573	48,181	..	1,21,754
12	Mopad project	16 $\frac{1}{2}$	84	22,97,000	..	1921-22	22,89,697	9,69,070	..	32,58,767
13	Yerur tank	63,353	31-3-1907	1912-13	63,353	27,915	..	91,298
14	Vemula tank	63,757	31-3-1905	..	63,757	51,261	..	1,15,018
15	Barur tank	11	26	4,43,113	1887-88	1887-88	4,43,113	3,66,357	..	8,09,470
16	Kaniyampalayam anicut ..	10 $\frac{1}{2}$..	1,28,774	31-3-1922	1924-25	1,28,774	59,464	..	1,88,238
17	Sugileru system	12	..	4,64,727	31-3-1907	1898-99	4,64,727	5,11,983	..	9,76,710
18	Talapulavanka tank	68,824	Do.	..	68,824	47,366	..	1,16,190
19	Markapur tank	7 $\frac{1}{2}$..	1,30,333	31-3-1911	1909-10	1,29,340	45,066	..	1,74,406
20	Yellanur do.	3 $\frac{1}{2}$	2,69,707	31-3-1919	1920-21	2,69,707	1,10,848	..	3,80,555
21	Kootheruvu do.	1 $\frac{3}{8}$	1,35,734	Do.	Do.	1,35,734	80,016	..	2,15,750

**C-II.—Statement showing the financial results of Irrigation, Navigation, Embankment and Drainage Works
for, and up to the end of, 1926-27—cont.**

Number of works. (1)	Name of works. (2)	General financial results to end of 1926-27—cont.								
		Mileage in operation		Estimated cost of construction (direct and indirect). (5)	Date of completion of work. (6) (a)	Date when system first came into operation. (6) (b)	Total capital outlay (direct and indirect). (7)	Accumulated arrears of interest. (8)	Accumulated surplus revenues. (9)	Total amount-charge [column (7) + column (8)]. (10)
		Main canals and branches. (3)	Distributaries. (4)							
	A. IRRIGATION WORKS—cont.	MILES.	MILES.	RS.	DATE.	DATE.	RS.	RS.	RS.	RS.
	2. UNPRODUCTIVE WORKS—cont.									
22	Siddapur tank	6½	9	8,04,486	31-10-1919	1921-22	8,04,486	3,72,740	..	11,77,226
23	Nagavaram anicut and supply channel.	2	..	1,09,890	31-12-1919	1920-21	1,09,890	38,702	..	1,48,592
24	Venkatapuram tank ..	3½	..	3,84,921	31- 3-1918	1921-22	3,84,921	1,92,351	..	5,77,272
25	Kurnool-Cuddapah canal.	417¾	294½	2,39,41,199	1882-83	1882-83	2,33,87,114	3,41,11,949	..	5,74,99,063
26	Tippayapalem project	3,19,190	77,455	7,287	..	84,742
27	Valluru anicut system ..	5½	8	76,282	76,282	20,428	..	96,710
28	Madras water-supply and irrigation system.	11¼	..	18,21,272	18,21,272	25,61,657	..	43,82,929
29	Panjampatti reservoir project.	..	1½	4,04,600	3,39,276	1,31,371	..	4,70,647
	Total, A. Irrigation works—2. Un-productive works.	716	663¾	4,10,12,848	3,98,52,073	4,48,23,969	..	8,46,76,032
	Total, A. Irrigation Works.	4,798½	9,045¾	18,45,01,833	12,31,11,751	4,71,25,021	26,42,83,204	17,02,36,772

**C-II.—Statement showing the financial results of Irrigation, Navigation, Embankment and Drainage Works
for, and up to the end of, 1926-27—cont.**

Number of works. (1)	Name of works. (2)	General financial results to end of 1926-27—cont.								
		Mileage in operation.		Estimated cost of construction (direct and indirect). (5)	Date of completion of work. (6) (a)	Date when system first came into operation. (6) (b)	Total capital outlay (direct and indirect). (7)	Accumulated arrears of interest (8)	Accumulated surplus revenues. (9)	Total sum-at-charge [column (7) + column (8)]. (10)
		Main canals and branches. (3)	Distributaries. (4)							
		MILES.	MILES.	RS.	DATE.	DATE.	RS.	RS.	RS.	RS.
	B. NAVIGATION, EMBANKMENT AND DRAINAGE WORKS.									
	2. UNPRODUCTIVE WORKS.									
1	Ganjam-Gopālpur canal	1,55,493	1893	1898-99	1,55,493	2,08,375	..	3,63,868
2	Buckingham canal ..	262	..	90,56,994	90,56,994	1,74,38,567	..	2,64,95,561
3	Vadaranniyam canal ..	34½	..	1,38,432	1,38,432	5,44,788	..	6,81,200
	Total, B. Navigation, etc., works—2. Unproductive works.	296½	..	93,48,919	93,48,919	1,81,91,710	..	2,75,40,629
	Total, B. Navigation, etc., works.	296½	..	93,48,919	93,48,919	1,81,91,710	..	2,75,40,629
	Total, Construction of Irrigation, etc., works.	5,096	9,045½	19,38,50,762	13,24,60,670	6,53,16,731	26,42,83,204	19,77,77,401

C-II.—Statement showing the financial results of Irrigation, Navigation, Embankment and Drainage Works for, and up to the end of, 1926-27—*cont.*

Number of works.	Name of works.	Financial results of the year 1926-27.									
		Gross receipts (direct and indirect). (11)	Working expenses (direct and indirect). (12)	Net revenue. (13)	Percentage on capital outlay [column (7)]. (14)	Percentage on sum-at-charge [column (10)]. (15)	Interest. (16)	Net profit. (17)	Net loss. (18)	Area irrigated. (19)	Percentage of working expenses to receipts [column (11) to column (12)]. (20)
	A. IRRIGATION WORKS —<i>cont.</i>	RS.	RS.	RS.	PER CENT.	PER CENT.	RS.	RS.	RS.	ACS.	PER CENT.
	1. PRODUCTIVE WORKS —<i>cont.</i>										
1	Ganjām minor river system.	65,113	49,655	15,458	5.44	5.44	9,402	6,056	..	20,138	76.26
2	Godavari delta system ..	44,52,227	10,29,647	34,22,580	20.34	20.34	5,26,174	28,96,406	..	873,524	28.13
3	Polavavam island project.	17,364	..	17,364
4	Kistna delta system ..	41,05,936	11,76,416	29,39,520	16.08	16.08	5,95,814	23,43,796	..	714,208	28.41
5	Divi pumping system ..	2,27,881	1,56,842	91,039	3.55	3.13	95,958	..	4,919	27,055	60.05
6	Pennar river canal system.	5,62,483	90,931	4,71,652	6.97	6.97	1,92,360	2,79,292	..	59,785	16.15
7	Arkonkota channel ..	20,272	13,042	7,230	5.00	5.00	4,681	2,549	..	2,572	64.34
8	Thadapalli do. ..	65,295	22,313	43,982	24.43	24.93	5,495	38,487	..	7,397	33.66
9	Kalingarayan channel ..	52,117	12,723	39,394	22.10	22.10	5,852	34,042	..	7,103	23.45
10	Palar anicut system ..	1,23,253	78,662	44,591	1.81	1.57	78,405	..	33,814	14,927	63.82
11	Polney do. ..	58,939	19,581	49,358	16.24	16.74	11,067	38,291	..	9,600	28.40
12	Cheyar do. ..	54,068	24,743	29,325	5.64	5.64	18,431	10,894	..	9,965	45.76
13	Tirukkōyilūr anicut system.	55,778	19,961	35,817	9.10	9.10	13,095	22,722	..	13,002	35.79
14	Shatiatope anicut system.	1,42,269	43,598	98,662	10.05	10.05	30,732	67,930	..	30,634	30.65
16	Toludur project	1,07,100	31,245	75,855	2.91	2.28	1,12,387	..	36,532	18,114	29.17
16	Mahamattur anicut system.	21,084	5,361	15,723	20.86	20.86	2,497	13,226	..	4,133	25.43
17	Vridhachalam do.	35,001	11,882	23,119	26.67	26.67	2,799	20,320	..	7,300	33.95
18	Lower Coleroon do.	4,32,386	2,38,583	1,98,803	8.79	8.79	73,094	1,25,709	..	72,030	54.02

C-II.—Statement showing the financial results of Irrigation, Navigation, Embankment and Drainage Works for, and up to the end of, 1926-27—cont.

Number of works.		Financial results of the year 1926-27—cont.									
		Name of works.	Gross receipts (direct and indirect).	Working expenses (direct and indirect).	Net revenue.	Percentage on capital outlay [column (7)].	Percentage on sum-at-charge [column (10)].	Interest.	Net profit.	Net loss.	Area irrigated.
		(11)	(12)	(13)	(14)	(15)	(16)	(17)	(18)	(19)	(20)
A. IRRIGATION WORKS—cont.		RS.	RS.	RS.	PER CENT.	PER CENT.	RS.	RS.	RS.	ACS.	PER CENT.
1. PRODUCTIVE WORKS—cont.											
19	Pelandorai anicut system.	54,683	19,321	35,362	5.10	2.91	22,171	13,191	..	10,886	35.33
20	Basavannah channel	3,553	..	3,553
21	Cumbam tank ..	449	2,090	1,641	1.90	1.90	2,793	..	4,434	1,630	465.48
22	Chembrambakkam tank ..	43,563	3,953	39,610	5.18	5.18	21,924	17,686	..	5,482	9.07
23	Cauvery delta system ..	17,46,933	8,68,970	8,77,968	13.72	13.72	2,33,699	6,44,264	..	198,452	49.74
24	Kattalai anicut right bank canal.	40,161	..	40,161
25	Cauvery-Mettur reservoir project.	1,90,940	..	1,90,940
26	Nandyar channel system..	10,270	17,419	7,149	10.88	6.67	2,128	..	9,287	2,591	169.61
27	Periyar system ..	9,04,373	5,24,404	3,79,963	3.52	3.52	3,48,134	31,835	..	99,826	57.99
28	Brivaikuntam anicut system.	1,67,703	2,90,615	1,22,812	6.92	6.92	56,865	..	1,79,677	22,975	173.23
29	Marudur anicut system ..	97,499	39,644	57,855	99.52	99.52	1,922	55,933	..	15,072	40.66
Total, A. Irrigation Works 1. Productive Works.		1,36,17,666	47,55,901	88,61,765	10.64	10.36	27,19,907	61,41,858	..	2,245,140	34.92
2. UNPRODUCTIVE WORKS.											
1	Rushikulya system ..	1,97,916	1,15,921	81,993	1.56	0.93	1,61,222	..	80,129	52,379	58.84
2	Nagavalli river system ..	84,298	23,765	60,533	3.61	2.82	56,849	3,644	..	11,619	28.19
3	Muniyaru system ..	26,030	9,825	16,205	2.70	1.68	19,049	..	2,844	6,259	37.74

C-II.—Statement showing the financial results of Irrigation, Navigation, Embankment and Drainage Works for, and up to the end of, 1926-27—cont.

Number of works.	Name of works.	Financial results of the year 1926-27—cont.									
		Gross receipts (direct and indirect). (11)	Working expenses (direct and indirect). (12)	Net revenue. (13)	Percentage on capital outlay [column (7)]. (14)	Percentage on sum-at-charge [column (10)]. (15)	Interest. (16)	Net profit. (17)	Net loss. (18)	Area irrigated. (19)	Percentage of working expenses to receipts [column (11) to column (12)]. (20)
	A. IRRIGATION WORKS—cont.	RS.	RS.	RS.	PER CENT.	PER CENT.	RS.		RS.	ACS.	PER CENT.
	2. UNPRODUCTIVE WORKS—cont.										
4	Peddabayudu tank of Chinnaraopalem.	1,200	..	1,200	1.89	1.46	2,065	..	865
5	Jangamaheswarapuram tank.	136	19	155	0.22	0.14	2,038	..	2,193	287	13.97
3	Atmakur tank	1,509	1,405	204	0.17	0.10	3,656	..	3,452	767	87.32
7	Dondapad tank	875	460	415	0.30	0.15	4,149	..	3,734	200	52.57
8	Bhavanasi tank	4,606	7,397	2,791	1.05	0.72	10,121	..	12,912	584	160.59
9	Hajipuram tank	1,874	728	1,146	0.37	0.24	9,255	..	8,109	562	33.65
10	Ponnalur tank	2,710	3,177	467	0.21	0.12	7,001	..	7,468	775	117.23
11	Anamasamudram-Beraperu tank.	2,897	3,992	6,889	5.35	5.66	2,384	..	9,273	301	137.80
12	Mopad system	38,171	15,249	22,922	1.00	0.70	84,905	..	61,983	5,152	39.95
13	Yerur tank	1,137	242	1,379	2.18	1.51	2,053	..	3,432	125	21.28
14	Vomula tank	2,068	..	2,068
15	Sarur tank	13,088	4,662	8,426	1.90	1.04	13,945	..	5,519	2,339	35.62
16	Kaniyapalayam anicut ..	4,000	2,849	1,151	0.89	0.61	6,272	..	5,121	190	71.23
17	Sagileru system	3,822	2,334	6,156	1.32	0.63	14,867	..	21,023	929	61.07
18	Talapulavanka tank	2,204	..	2,204
19	Markapur tank	2,349	2,827	478	0.37	0.27	4,293	..	4,711	630	120.35
20	Yellanur do.	4,539	299	4,240	1.57	1.11	8,353	..	4,113	1,055	6.59

C-II.—Statement showing the financial results of Irrigation, Navigation, Embankment and Drainage Works for, and up to the end of, 1926-27—*cont.*

Number of works.	Name of works.	Financial results of the year 1926-27— <i>cont.</i>									
		Gross receipts (direct and indirect).	Working expenses (direct and indirect).	Net revenue.	Percentage on capital outlay [column (7)].	Percentage on sum-at-charge [column (10)].	Interest.	Net profit.	Net loss.	Area irrigated.	Percentage of working expenses to receipts [column (11) to column (12)].
		(11)	(12)	(13)	(14)	(15)	(16)	(17)	(18)	(19)	(20)
	A. IRRIGATION WORKS—<i>cont.</i>	RS.	RS.	RS.	PER CENT.	PER CENT.	RS.	RS.	RS.	ACS.	PER CENT.
	2. UNPRODUCTIVE WORKS—<i>cont.</i>										
21	Kocheruva tank ..	335	2,457	2,792	2.06	1.29	4,337	..	7,129	61	733.43
22	Siddapur tank	1,376	1,376	0.17	0.11	26,394	..	27,770
23	Nagavaram sient and supply channel.	1,947	97	1,850	1.68	1.25	3,568	..	1,718	320	4.98
24	Venkatapuram tank ..	1,050	592	458	0.12	0.08	12,953	..	12,495	269	56.38
25	Kurnool-Cuddapah canal.	3,64,212	1,95,459	1,68,373	0.72	0.29	7,54,950	..	6,15,177	78,615	53.66
26	Tippayapalem project	4,119	..	4,119
27	Valluru sient system ..	986	1,868	882	1.16	0.91	2,709	..	3,591	1,197	189.45
28	Madras water-supply and irrigation system.	47,893	23,029	24,864	1.37	0.57	53,359	..	28,495	1,748	48.08
29	Panjampatti reservoir project.	1,422	833	589	0.17	0.13	12,594	..	12,005	130	58.58
	Total, A. Irrigation works—2. Unproductive works.	7,91,548	4,20,844	3,70,704	0.93	0.44	13,21,772	..	9,51,068	163,811	53.17
	Total, A. Irrigation works.	1,44,09,214	61,76,745	92,32,469	7.50	5.42	40,41,679	51,90,790	..	2,408,951	35.93

C-II.—Statement showing the financial results of Irrigation, Navigation, Embankment and Drainage Works for, and up to the end of, 1926-27—*cont.*

Number of works.	Name of works	Financial results of the year 1926-27— <i>cont.</i>									
		Gross receipts (direct and indirect). (11)	Working expenses (direct and indirect). (12)	Net revenue. (13)	Percentage on capital outlay [column (7)]. (14)	Percentage on sur-charge [column (10)]. (15)	Interest. (16)	Net profit. (17)	Net loss. (18)	Area irrigated. (19)	Percentage of working expenses to receipts [column (11) to column (12)]. (20)
		RS.	RS.	RS.	PER CENT.	PER CENT.	RS.	RS.	RS.	ACS.	PER CENT.
	B. NAVIGATION, EMBANKMENT AND DRAINAGE WORKS.										
	2. UNPRODUCTIVE WORKS.										
1	Ganjam-Gopalpur canal ..	140	397	257	0.17	0.07	4,758	..	5,015	..	253.57
2	Buckingham canal ..	75,325	3,25,013	2,49,638	2.76	0.94	2,85,937	..	5,35,625	..	431.48
3	Vedaranniyam canal ..	1,057	6,971	5,914	4.33	0.87	4,412	..	10,326	..	659.51
	Total, B, Navigation, etc., works—2. Unproductive works.	76,522	3,32,381	2,55,859	2.74	0.93	2,95,107	..	5,50,966	..	434.36
	Total, B. Navigation, etc., works.	76,522	3,32,381	2,55,859	2.74	0.93	2,95,107	..	5,50,966	..	434.36
	Total, Construction of Irrigation, etc., works.	1,44,85,736	55,09,126	89,76,610	6.78	4.54	43,36,786	46,39,824	..	2,408,951	38.03

NOTE.—(1) In the case of certain items no entries have been made in columns (6) (a) and (6) (b) as information is not available.
 (2) *Productive works—Item 15.*—Completed and completion report is under correspondence.
 (3) *Unproductive works—Items 12 and 29.*—Completed and completion reports sent to Chief Engineer.
 (4) Peddannaidu tank (item 4 under Unproductive—Irrigation works) breached during 1925-26 and there is no irrigation under it. The question of its restoration is under consideration.

C-III — Demands and Realizations during the year 1924-25 in the Madras Presidency—*cont.*

Irrigation, Navigation, Embankment and Drainage Works (classed as Productive and Unproductive) for which Capital and Revenue Accounts are kept—*cont.*

Works or systems.	Balance of demands unrealized at commencement of the year.	Demand for the year.	Total.	Deduct remissions including cash refunds.	Net total.	Deduct amount unrealized at close of the year.	Actual total receipts of the year.	Deduct share due to old irrigation.	Net revenue due to improvements.
(1)	(2)	(3)	(4)	(5)	(6)	(7)	(8)	(9)	(10)
A. IRRIGATION WORKS—<i>cont.</i>		RS.	RS.	RS.	RS.		RS.	RS.	RS.
1. PRODUCTIVE WORKS— <i>cont.</i>									
23. Srivaikuntan ancient system	2,42,892	2,42,892	1,927	2,40,965	..	2,40,965	79,000	1,61,965
24. Marudur ancient system	2,12,938	2,12,938	832	2,12,106	..	2,12,106	1,15,000	97,106
Total, A. Irrigation—Productive Works	1,84,05,951	1,84,05,951	5,45,740	1,78,59,211	..	1,78,59,211	50,42,890	1,28,16,821
2. UNPRODUCTIVE WORKS.									
1. Rushikulya system	2,60,774	2,60,774	2,126	2,58,648	..	2,58,648	67,000	1,91,648
2. Nagavalli river system	1,23,910	1,23,910	3,756	1,20,154	..	1,20,154	37,400	82,754
3. Muniyeru system	26,536	26,536	..	26,536	..	26,536	2,500	24,036
4. Peddanayudu tank of Chinnarowpalem.	3,491	3,491	..	3,491	..	3,491	..	3,491
5. Jangamaheswarapuram tank	2,792	2,792	748	2,044	..	2,044	500	1,544
6. Armakur tank	3,173	3,173	1,547	1,626	..	1,626	..	1,626
7. Mondabad tank	868	868	..	868	..	868	..	868
8. Bhavanasi tank	3,212	3,212	..	3,212	..	3,212	..	3,212
9. Mopad project	24,039	24,039	..	24,039	..	24,039	433	23,606
10. Hajipuram tank	4,004	4,004	47	3,957	..	3,957	..	3,957
11. Ponnalur tank	5,036	5,036	..	5,036	..	5,036	..	5,036
12. Anamaeamudram-Berapur tank	4,151	4,151	..	4,151	..	4,151	3,600	551
13. Yeruz tank	4,125	4,125	..	4,125	..	4,125	425	3,700
14. Vamula tank

C-III.—Demands and realizations during the year 1926-27 in the Madras Presidency.

Irrigation, Navigation, Embankment and Drainage Works (classed as Productive and Unproductive) for which Capital and Revenue Accounts are kept.

Works or systems.	Balance of demands unrealized at commencement of the year.	Demand for the year.	Total.	Deduct remissions including oash re-funds.	Net total.	Deduct amount unrealized at close of the year.	Actual total receipts of the year.	Deduct share due to old irrigation.	Net revenue due to improve-ments.
(1)	(2)	(3)	(4)	(5)	(6)	(7)	(8)	(9)	(10)
A IRRIGATION WORKS.									
1. PRODUCTIVE WORKS.									
1. Ganjām minor river system	Rs. 1,67,041	Rs. 1,67,041	Rs. 6,928	Rs. 1,60,113	..	Rs. 1,60,113	Rs. 95,000	Rs. 65,113
2. Godāvāri delta system	46,13,748	46,13,748	37,521	45,76,227	..	45,76,227	1,24,000	44,52,227
3. Polavaram island project
4. Kistna delta system	41,82,878	41,82,878	5,942	41,76,936	..	41,76,936	71,000	41,05,936
5. Divi pumping system	2,52,170	2,52,170	3,989	2,48,181	..	2,48,181	20,300	2,27,881
6. Pēnner river canals system	8,45,869	8,45,869	27,386	8,18,483	..	8,18,483	2,56,000	5,62,483
7. Arkenkota channel	39,272	39,272	..	39,272	..	39,272	19,000	20,272
8. Thadapalli channel	1,42,295	1,42,295	..	1,42,295	..	1,42,295	76,000	66,295
9. Kalingarayan channel	1,37,210	1,37,210	93	1,37,117	..	1,37,117	85,000	52,117
10. Pālār anicut system	3,30,177	3,30,177	81,924	2,48,253	..	2,48,253	1,25,000	1,23,253
11. Poincy do.	1,15,017	1,15,017	8,078	1,06,939	..	1,06,939	38,000	68,939
12. Chēyyar do.	1,13,626	1,13,626	20,558	93,068	..	93,068	39,000	54,068
13. Tirukkōyilūr do.	1,28,279	1,28,279	12,501	1,15,778	..	1,15,778	60,000	56,778
14. Shtatiatopē do.	1,62,581	1,62,581	321	1,62,260	..	1,62,260	20,000	1,42,260
15. Toludur project	1,17,708	1,17,708	18	1,17,690	..	1,17,690	10,590	1,07,100
16. Mēhamatur anicut system	26,062	26,062	978	25,084	..	25,084	4,000	21,084
17. Vriddhachalam do.	43,538	43,538	37	43,501	..	43,501	8,500	35,001
18. Lower Coleroon anicut system	5,88,074	5,88,074	688	5,87,386	..	5,87,386	1,55,000	4,32,386
19. Pelandorai do.	57,683	57,683	..	57,683	..	57,683	3,000	54,683
20. Basavannah channel
21. Cumbum tank	36,130	36,130	5,681	30,449	..	30,449	30,000	449
22. Chembrambakkam tank	63,848	63,848	4,285	59,563	..	59,563	16,000	43,563

C-III.—Demands and realizations during the year 1926-27 in the Madras Presidency—*cont.*

Irrigation, Navigation, Embankment and Drainage Works (classed as Productive and Unproductive) for which Capital and Revenue Accounts are kept—*cont.*

Works or systems.	Balance of demands unrealized at commencement of the year.	Demand for the year.	Total.	Deduct remissions including cash re-funds.	Net total.	Deduct amount unrealized at close of the year.	Actual total receipts of the year.	Deduct share due to old irrigation.	Net revenue due to improvements.
(1)	(2)	(3)	(4)	(5)	(6)	(7)	(8)	(9)	(10)
A. IRRIGATION WORKS—<i>cont.</i>		RS.	RS.	RS.	RS.		RS.	RS.	RS.
1. PRODUCTIVE WORKS—<i>cont.</i>									
23. Cauvery delta system	51,74,535	51,74,535	27,602	51,46,933	..	51,46,933	34,00,000	17,46,933
24. Kattalai anicut right bank canal
25. Cauvery-Mettur reservoir project
26. Nandiyar channel system	28,113	28,113	843	27,270	..	27,270	17,000	10,270
27. Periyar system	11,20,567	11,20,567	12,194	11,08,373	..	11,08,373	2,04,000	9,04,373
28. Srivaikuntam anicut system	2,47,973	2,47,973	1,270	2,46,703	..	2,46,703	79,000	1,67,703
29. Marudur anicut system	2,13,042	2,13,042	543	2,12,499	..	2,12,499	1,15,000	97,499
Total, A. Irrigation— Productive Works	1,89,47,436	1,89,47,436	2,59,380	1,86,88,056	..	1,86,88,056	50,70,390	1,36,17,666
2. UNPRODUCTIVE WORKS.									
1. Rushikulya system	2,65,830	2,65,830	1,814	2,64,016	..	2,64,016	67,000	1,97,016
2. Nagavalli river system	1,25,111	1,25,111	3,413	1,21,698	..	1,21,698	37,400	84,298
3. Muniyeru system	28,547	28,547	17	28,530	..	28,530	2,500	26,030
4. Peddanayudu tank of Chinnarow- palem.	1,200	1,200	..	1,200	..	1,200	..	1,200
5. Jangamaheswarapuram tank	1,533	1,533	1,169	364	..	364	500	— 136
6. Atmakur tank	2,989	2,989	1,380	1,609	..	1,609	..	1,609
7. Dondapad tank	877	877	2	875	..	875	..	875
8. Bhavanasi tank	4,600	4,600	..	4,600	..	4,600	..	4,600
9. Hajipuram tank	3,664	3,664	1,790	1,874	..	1,874	..	1,874

C-III.—Demands and realizations during the year 1926-27 in the Madras Presidency—*cont.*

Irrigation, Navigation, Embankment and Drainage Works (classified as Productive and Unproductive) for which Capital and Revenue Accounts are kept—*cont.*

Works or systems.	Balance of demands unrealized at commencement of the year.	Demand for the year.	Total.	Deduct remissions including cash re-funds.	Net total.	Deduct amount unrealized at close of the year.	Actual total receipts of the year.	Deduct share due to old irrigation.	Net revenue due to improvements.
(1)	(2)	(3)	(4)	(5)	(6)	(7)	(8)	(9)	(10)
A. IRRIGATION WORKS—<i>cont.</i>									
2. UNPRODUCTIVE WORKS—<i>cont.</i>									
10. Ponnalur tank	4,248	4,248	1,538	2,710	..	2,710	..	2,710
11. Anamaaramndram-Berapur tank	3,978	3,978	3,275	703	..	703	3,600	— 2,897
12. Mopad system	38,626	38,626	22	38,604	..	38,604	433	38,171
13. Yerni tank	3,393	3,393	4,105	— 712	..	— 712	425	— 1,137
14. Vamula do.
15. Barur do.	22,508	22,508	5,220	17,588	..	17,588	4,500	13,088
16. Kaniyampalayam anicut	4,000	4,000	..	4,000	..	4,000	..	4,000
17. Sagileru system	16,695	16,695	2,717	13,978	..	13,978	17,800	— 3,822
18. Talapulavanka tank
19. Markapur tank	4,479	..	4,479	..	4,479	2,130	2,349
20. Yellanur do.	4,550	4,550	11	4,539	..	4,539	..	4,539
21. Kocheruvu do.	853	853	208	645	..	645	980	— 335
22. Siddapur do.
23. Nagavaram anicut and supply channel.	..	4,205	4,205	2	4,203	..	4,203	2,256	1,947
24. Venkatapuram tank	1,214	1,214	..	1,214	..	1,214	164	1,050
25. Kurnool-Cuddapah canal	4,00,205	4,00,203	119	4,00,084	..	4,00,084	35,872	3,64,212
26. Tippayapalan project
27. Vallur anicut system	10,274	10,274	4,288	5,986	..	5,986	5,000	986
28. Madras water-supply and irrigation system.	..	61,254	61,254	2,361	58,893	..	58,893	11,000	47,893
29. Panjapatli reservoir	1,422	1,422	..	1,422	..	1,422	..	1,422
Total, A. Irrigation, 2. Unproductive works	10,16,559	10,16,559	33,451	9,83,108	..	9,83,108	1,91,560	7,91,548
Total, A. Irrigation works	1,99,63,995	1,99,63,995	2,92,831	1,96,71,164	..	1,96,71,164	52,61,950	1,44,09,214

C-III.—Demands and realizations during the year 1926-27 in the Madras Presidency—*cont.*Irrigation, Navigation, Embankment and Drainage Works (classed as Productive and Unproductive) for which Capital and Revenue Accounts are kept—*cont.*

Works or systems.	Balance of demands unrealized at commencement of the year.	Demand for the year.	Total.	Deduct remissions including cash refunds.	Net total.	Deduct amount unrealized at close of the year.	Actual total receipts of the year.	Deduct share due to old irrigation.	Net revenue due to improvements.
(1)	(2)	(3)	(4)	(5)	(6)	(7)	(8)	(9)	(10)
B. NAVIGATION, EMBANKMENT AND DRAINAGE WORKS.		RS.	RS.	RS.	RS.		RS	RS.	RS.
2. UNPRODUCTIVE WORKS.									
1. Ganjam-Gopalpur canal	140	140	..	140	..	140	..	140
2. Buckingham canal	75,614	75,614	289	75,325	..	75,325	..	75,325
3. Vedaranniyam canal	1,066	1,066	9	1,057	..	1,057	..	1,057
Total, B. Navigation, etc., works, 2. Unproductive works	76,820	76,820	298	76,522	..	76,522	..	76,522
Total, B. Navigation, etc., works	76,820	76,820	298	76,522	..	76,522	..	76,522
Total, Construction of Irrigation, etc., works	2,00,40,815	2,00,40,815	2,93,129	1,97,47,686	.	1,97,47,686	52,61,950	1,44,85,736

C-IV.—Statement showing the financial results of Irrigation, Navigation, Embankment and Drainage Works (classed as Productive and Unproductive) for which Capital and Revenue Accounts are kept in the Madras Presidency for the year 1926-27 based on assessment for the year.

Works or systems. (1)	Capital outlay (direct and indirect) to end of the year. (2)	Revenue assessed during the year.							
		Direct revenue.					Indirect revenue, and land revenue due to operations of canal. (8)	Less refunds of revenue. (9)	Grand Total. (10)
		Owner's rate. (3)	Plantation. (4)	Navigation. (5)	Miscellaneous. (6)	Total. (7)			
A. IRRIGATION WORKS.	RS.		RS.	RS.	RS.	RS.	RS.	RS.	RS.
1. PRODUCTIVE WORKS.									
1. Ganjam minor river system	2,83,976	32	32	1,60,081	..	1,60,113
2. Godavari delta system	1,68,30,195	..	10,198	1,36,462	57,382	2,04,042	43,73,041	856	45,76,227
3. Polavaram island project	5,32,614
4. Kistna delta system	1,82,81,672	..	5,228	90,582	59,341	1,55,151	40,22,487	702	41,76,936
5. Divi pumping system	25,61,763	66	2,426	2,482	2,45,699	..	2,48,181
6. Penner river canal system	67,62,896	43	3,367	3,410	8,15,142	69	8,18,483
7. Arkenkotta channel system	1,44,445	..	255	..	60	325	38,947	..	39,272
8. Thadapalli do.	1,76,417	..	1,739	..	296	2,035	1,40,260	..	1,42,295
9. Kalingarayan do.	1,80,486	..	1,712	..	1,468	3,180	1,33,937	..	1,37,117
10. Palur anicut system	24,61,988	..	842	..	817	1,659	2,46,594	..	2,48,253
11. Poiney do.	3,03,875	..	140	..	183	323	1,06,617	1	1,06,939
12. Cheyyar do.	5,19,733	..	713	..	372	1,085	91,988	..	93,068
13. Tirukkoyilur do.	3,93,412	..	682	..	48	1,030	1,15,081	333	1,15,778
14. Shtiatope do.	9,81,769	..	520	..	220	740	1,61,520	..	1,62,260
15. Toludur project	26,04,357	..	3	..	808	811	1,16,879	..	1,17,690
16. Mehamattur anicut system	75,381	..	32	..	44	76	25,008	..	25,084
17. Vridhachalam do.	86,685	..	338	..	7	345	43,191	35	43,501
18. Lower Coleroon do.	22,62,513	..	1,937	..	4,998	6,935	5,80,532	81	5,87,586
19. Palandurai do.	6,94,022	..	342	..	380	722	56,961	..	57,683
20. Batavannah channel	1,10,572
21. Cambum tank	86,373	30,449	..	30,449
22. Chembrambakam tank	7,64,148	339	339	59,444	220	59,663

C-IV.—Statement showing the financial results of Irrigation, Navigation, Embankment and Drainage Works (classed as Productive and Unproductive) for which Capital and Revenue Accounts are kept in the Madras Presidency for the year 1926-27 based on assessment for the year—cont.

Works or systems.	Capital outlay (direct and indirect) to end of the year.	Revenue assessed during the year.							
		Direct revenue.					Indirect revenue and land revenue due to operations of canal.	Less refunds of revenue.	Grand Total.
		Owner's rate.	Plantation.	Navigation.	Miscellaneous.	Total.			
(1)	(2)	(3)	(4)	(5)	(6)	(7)	(8)	(9)	(10)
A. IRRIGATION WORKS—cont.	RS.		RS.	RS.	RS.	RS.	RS.	RS.	RS.
1. PRODUCTIVE WORKS—cont.									
23. Cauvery delta system	63,98,943	..	7,713	..	11,891	19,604	51,27,733	404	51,46,933
24. Kattalai anicut right bank canal	9,18,218
25. Cauvery Mettur reservoir project	61,52,622
26. Nandiyar channel system	65,715	..	286	..	137	423	26,847	..	27,270
27. Periyar system	1,07,91,797	..	3,534	663	14,342	18,539	10,89,986	152	11,08,373
28. Srivaikuntam anicut system	17,75,063	..	1,060	..	4,889	5,949	2,40,801	47	2,46,703
29. Marudur anicut system	58,133	..	487	..	1,463	1,950	2,10,552	3	2,12,499
Total, A. Irrigation— 1. Productive Works..	8,32,59,678	..	38,071	2,27,806	1,65,310	4,31,187	1,82,59,772	2,903	1,86,88,056
2. UNPRODUCTIVE WORKS.									
1. Rushikulya system	52,02,379	3,202	3,202	2,60,814	..	2,64,016
2. Nagavalli river system	17,22,775	..	46	..	614	660	1,21,058	20	1,21,698
3. Muniyeru system	6,01,059	1,300	1,300	27,230	..	28,530
4. Peddanayudu tank of Chinnaraopalem..	63,495	1,200	1,200	1,200
5. Jangamaheswarapuram tank	71,654	364	..	364
6. Atmakur tank	1,23,379	1,609	..	1,609
7. Dondapad tank	1,40,004	10	10	865	..	875
8. Bhavanasi tank	2,65,491	4	4	4,802	..	4,606
9. Hajipuram tank	3,11,883	1,125	1,125	749	..	1,874
10. Ponnalur tank	2,18,549	2,710	..	2,710

C-IV.—Statement showing the financial results of Irrigation, Navigation, Embankment and Drainage Works (classed as Productive and Unproductive) for which Capital and Revenue Accounts are kept in the Madras Presidency for the year 1926-27 based on assessment for the year—cont.

Works or systems.	Capital outlay (direct and indirect) to end of the year.	Revenue assessed during the year.							
		Direct revenue.					Indirect revenue, and land revenue due to operations of canal.	Less refunds of revenue.	Grand Total.
		Owner's rate.	Planta-tion.	Navi-gation.	Miscel-laneous.	Total.			
(1)	(2)	(3)	(4)	(5)	(6)	(7)	(8)	(9)	(10)
A. IRRIGATION WORKS—cont.									
2. UNPRODUCTIVE WORKS—cont.	RS.		RS.	RS.	RS.	RS.	RS.	RS.	RS.
11. Anamasamudram-Beraperu tank ..	73,573	703	..	703
12. Mopad project	22,89,697	410	410	38,191	..	38,604
13. Yerur tank	63,353	712	..	712
14. Vemula tank	63,757
15. Barur tank	4,43,113	1,107	1,107	16,481	..	17,588
16. Kaniyampalayam anicut	1,28,774	4,000	4,000	4,000
17. Sagileru system	4,64,727	57	57	13,921	..	13,978
18. Talapulavanka tank	68,824
19. Markapur tank	1,29,340	4,479	..	4,479
20. Yellanur tank	2,69,707	4,539	..	4,539
21. Kocheruvu tank	1,35,734	645	..	645
22. Siddapur tank	8,04,486
23. Nagavaram anicut and supply channel ..	1,09,890	4,203	..	4,203
24. Venkatapuram tank	3,84,921	1,214	..	1,214
25. Kurnool-Cuddapah canal	2,33,87,114	983	12,039	13,022	3,87,082	20	4,00,084
26. Tippayapalem project	77,455
27. Valluru anicut system	76,282	..	75	..	235	310	5,676	..	5,986
28. Madras water-supply and irrigation system.	18,21,272	37,171	37,171	21,727	5	58,893
29. Panjapatti reservoir	3,39,276	29	29	1,393	..	1,422
Total, A. Irrigation— 2. Unproductive Works ..	3,98,52,073	..	121	983	62,508	63,607	9,19,546	45	9,83,108
Total, A. Irrigation Works ..	12,31,11,751	..	38,192	3,28,789	2,27,813	4,94,794	1,91,79,318	2,948	1,96,71,164

C-IV.—Statement showing the financial results of Irrigation, Navigation, Embankment and Drainage Works (classed as Productive and Unproductive) for which Capital and Revenue Accounts are kept in the Madras Presidency for the year 1926-27 based on assessment for the year—cont.

Works or systems.	Capital outlay (direct and indirect) to end of the year.	Revenue assessed during the year.							
		Direct revenue.					Indirect revenue, and land revenue due to operations of canal.	Less refunds of revenue.	Grand Total.
		Owner's rate.	Planta-tion.	Navi-gation.	Miscel-laneous.	Total.			
(1)	(2)	(3)	(4)	(5)	(6)	(7)	(8)	(9)	(10)
B. NAVIGATION, EMBANKMENT AND DRAINAGE WORKS.	RS.		RS.	RS.	RS.	RS.	RS.	RS.	RS.
2. UNPRODUCTIVE WORKS.									
1. Ganjam-Gopalpur canal	1,55,493	..	132	..	8	140	140
2. Buckingham do.	90,56,994	..	3,289	67,983	4,342	75,614	..	289	75,325
3. Vedaranniyam do.	1,36,432	1,066	..	1,066	..	9	1,057
Total, B. Navigation, etc., Works—									
2. Unproductive Works ..	93,48,919	..	3,421	69,049	4,350	76,820	..	298	76,522
Total, B. Navigation, etc., Works ..	93,48,919	..	3,421	69,049	4,350	76,820	..	298	76,522
Total, Construction of Irrigation, etc., Works.	13,24,60,670	..	41,613	2,97,838	2,32,163	5,71,614	1,91,79,318	3,246	1,97,47,686

C-IV.—Statement showing the financial results of Irrigation, Navigation, Embankment and Drainage Works (classified as Productive and Unproductive) for which Capital and Revenue Accounts are kept in the Madras Presidency for the year 1926-27 based on assessment for the year—cont.

Works or systems.	Revenue assessed during the year—cont.					Net revenue of the year.		Percentage on capital outlay to end of year (improvements only).
	Deduct share due to old irrigation.	Total revenue due to improvements.	Working expenses.			Total.	Due to improvements.	
			Total charges (direct and indirect).	Deduct old maintenance charges.	Total working expenses on improvements.			
(11)	(12)	(13)	(14)	(15)	(16)	(17)	(18)	
A. IRRIGATION WORKS—cont.	RS.	RS.	RS.	RS.	RS.	RS.	RS.	
1. PRODUCTIVE WORKS—cont.								
1. Ganjam minor river system	95,000	65,113	56,064	6,409	49,655	1,04,049	16,458	5.44
2. Godavari delta system	1,24,000	44,52,227	10,29,647	..	10,29,647	35,46,180	34,22,580	20.34
3. Polavaram Island project
4. Kistna delta system	71,000	41,05,986	11,66,416	..	11,66,416	30,10,520	29,39,520	16.08
5. Uivi pumping system	20,300	2,27,881	1,52,898	13,056	1,36,842	95,283	91,039	3.55
6. Penner river canals system	2,56,000	6,62,483	1,29,921	39,090	90,831	6,88,562	4,71,652	6.97
7. Arkenkotta channel system	19,000	20,272	14,147	1,105	13,042	25,125	7,230	5.00
8. Thadapalli do.	76,000	66,295	26,734	4,421	22,313	1,15,561	43,982	24.93
9. Kalingarayan do.	85,000	52,117	17,167	4,944	12,223	1,19,950	39,894	22.10
10. Palar anicut system	1,25,000	1,23,253	82,485	3,823	78,862	1,65,768	44,591	1.81
11. Poiney do.	38,000	68,939	23,449	3,868	19,581	83,490	49,358	16.24
12. Cheyyar do.	39,000	54,068	28,713	3,970	24,743	64,355	29,325	5.64
13. Tirukkoyilur do.	60,000	55,778	26,223	6,262	19,961	89,555	35,817	9.10
14. Sbutiatope do.	20,000	1,42,260	45,685	2,087	43,598	1,16,575	98,662	10.06
15. Toludur project	10,500	1,07,100	31,245	..	31,245	86,445	75,855	2.91
16. Mehamattur anicut system	4,000	21,084	6,169	608	5,361	18,915	15,723	20.86
17. Vriddhaachalam do.	8,500	35,001	11,882	..	11,882	31,619	23,119	26.67
18. Lower Coleroon do.	1,55,000	4,32,386	2,42,826	9,243	2,33,583	3,44,560	1,98,803	8.79
19. Pelandortai do.	3,000	54,683	19,470	149	19,321	38,213	35,362	5.10
20. Basavanna channel
21. Conbum tank	30,000	449	3,189	1,099	2,090	27,260	1,641	1.90
22. Chembarambakkam tank	16,000	43,663	11,412	7,459	3,953	48,151	39,610	5.18

C-IV.—Statement showing the financial results of Irrigation, Navigation, Embankment and Drainage Works (classed as Productive and Unproductive) for which Capital and Revenue accounts are kept in the Madras Presidency for the year 1926-27 based on assessment for the year—cont.

Works or systems.	Revenue assessed during the year—cont.					Net revenue of the year.		Percentage on capital outlay to end of year (improvements only).
	Deduct share due to old irrigation.	Total revenue due to improvements.	Working expenses.			Total.	Due to improvements.	
			Total charges (direct and indirect).	Deduct old maintenance charges.	Total working expenses on improvements.			
(11)	(12)	(13)	(14)	(15)	(16)	(17)	(18)	
A. IRRIGATION WORKS—cont.	RS.	RS.	RS.	RS.	RS.	RS.	RS.	
1. PRODUCTIVE WORKS—cont.								
23. Cauvery delta system	34,00,000	17,46,933	10,03,092	1,34,122	8,68,970	41,43,841	8,77,923	13.72
24. Kattalai anicut right bank canal
25. Cauvery-Mettur reservoir project
26. Nandiyar channel system	17,000	10,270	21,672	4,253	17,419	5,598	7,149	10.88
27. Periyar system	2,04,000	9,04,373	5,58,749	34,345	5,24,404	5,49,624	3,79,969	3.52
28. Srivaikuntam anicut system	79,000	1,67,703	2,97,890	7,375	2,90,515	51,187	1,22,812	6.92
29. Marudur anicut system	1,15,000	97,459	45,878	6,234	39,644	1,66,621	57,855	99.52
Total, A. Irrigation—								
1. Productive Works..	50,70,390	1,36,17,666	50,53,023	2,97,122	47,55,901	1,36,35,033	88,61,765	10.64
2. UNPRODUCTIVE WORKS.								
1. Rushikulya system	67,000	1,97,016	1,23,609	7,686	1,15,923	1,40,407	81,093	1.56
2. Nagavalli river system	37,400	84,298	27,748	3,983	23,765	93,950	60,533	3.51
3. Muniyern system	2,500	26,030	10,117	292	9,825	18,413	16,205	2.70
4. Peddanayudu tank of Chinnaraopalem	1,200	1,200	1,200	1.89
5. Jangamaheswarapuram tank	500	136	19	..	19	345	155	0.22
6. Atmakur tank	1,609	1,405	..	1,405	204	204	0.17
7. Dondapad tank	875	460	..	460	416	415	0.30
8. Bhavanasi tank	4,606	7,397	..	7,397	2,791	2,791	1.05
9. Hajipuram tank	1,874	728	..	728	1,146	1,146	0.37
10. Ponnalur tank	2,710	3,177	..	3,177	467	467	0.21

C-III.—Demands and Realizations during the year 1924-25 in the Madras Presidency—*cont.*

Irrigation, Navigation, Embankment and Drainage Works (classed as Productive and Unproductive) for which Capital and Revenue Accounts are kept—*cont.*

Works or systems.	Balance of demands* unrealized at commencement of the year.	Demand for the year.	Total.	Deduct remissions including cash refunds.	Net total.	Deduct amount unrealized at close of the year.	Actual total receipts of the year.	Deduct share due to old irrigation.	Net revenue due to improve- ments.
(1)	(2)	(3)	(4)	(5)	(6)	(7)	(8)	(9)	(10)
A. IRRIGATION WORKS—<i>cont.</i>									
2. UNPRODUCTIVE WORKS—<i>cont.</i>									
15. Sagileru tank	23,487	23,487	6	23,481	..	23,481	17,800	5,681
16. Talapulavanka tank
17. Cumbum tank	36,546	36,546	12	36,534	..	36,534	30,000	6,534
18. Markapur tank	6,474	6,474	..	6,474	..	6,474	2,130	4,344
19. Yellanur do.	4,428	4,428	3,134	1,294	..	1,294	..	1,294
20. Kocheruvu do.	862	862	196	666	..	666	980	— 314
21. Siddapur do.	1,091	1,091	..	1,091	..	1,091	..	1,091
22. Nagavaram anicut and supply channel.	..	4,116	4,116	3	4,113	..	4,113	2,266	1,867
23. Venkatapuram tank	691	691	..	691	..	691	164	527
24. Kurnool-Cuddapah canal	3,78,392	3,78,392	142	3,78,250	..	3,78,250	35,872	3,42,378
25. Tippyapalam project
26. Barur tank	23,140	23,140	71	23,069	..	23,069	4,500	18,569
27. Kannampalayam anicut	4,000	4,000	..	4,000	..	4,000	..	4,000
28. Madras water-supply and irrigation system.	..	56,647	56,647	388	56,259	..	56,259	11,000	45,259
29. Pelendorai anicut system	57,225	57,225	..	57,225	..	57,225	3,000	54,225
30. Panjampatti reservoir	967	967	..	967	..	967	..	967
Total, A. Irrigation, 2. Unproductive Works	10,64,177	10,64,177	12,176	10,52,001	..	10,52,001	2,19,560	8,32,441
Total, A. Irrigation Works	1,94,70,128	1,94,70,128	5,58,916	1,89,11,212	..	1,89,11,212	52,61,950	1,36,49,262

C-IV.—Statement showing the financial results of Irrigation, Navigation, Embankment and Drainage Works (classified as Productive and Unproductive) for which Capital and Revenue accounts are kept in the Madras Presidency for the year 1926-27 based on assessment for the year—cont.

Works or systems.	Revenue assessed during the year—cont.					Net revenue of the year.		Percentage on capital outlay to end of year (improvements only).
	Deduct share due to old irrigation.	Total revenue due to improvements.	Working expenses.			Total.	Due to improvements.	
			Total charges (direct and indirect).	Deduct old maintenance charges.	Total working expenses on improvements.			
(11)	(12)	(13)	(14)	(15)	(16)	(17)	(18)	
A.—IRRIGATION WORKS—cont.	RS.	RS.	RS.	RS.	RS.	RS.	RS.	
2. UNPRODUCTIVE WORKS—cont.								
11. Anamasamudram-Beraperu tank ..	3 600	2,897	4,835	843	3,992	4,132	6,889	9.36
12. Mopad project	433	38,171	15,249	..	15,249	25,355	22,922	1.00
13. Yerur tank	425	1,137	242	..	242	954	1,379	2.18
14. Yemala tank
15. Barur tank	4,500	13,088	4,662	..	4,662	12,926	8,426	1.90
16. Kaniyampalayam anicut	4,000	2,849	..	2,849	1,151	1,151	0.89
17. Sagileru system	17,900	3,822	5,363	3,029	2,334	8,615	6,166	1.32
18. Talapulavanka tank
19. Markapur tank	2,130	2,349	3,163	336	2,827	1,316	478	0.37
20. Yellanur tank	4,539	299	..	299	4,240	4,240	1.57
21. Kocheneru tank	980	335	2,457	..	2,457	1,812	2,792	2.06
22. Siddapur tank	1,376	..	1,376	1,376	1,376	0.17
23. Nagavaram anicut and supply channel.	2,256	1,947	97	..	97	4,106	1,850	1.68
24. Venkatapuram tank	164	1,050	592	..	592	622	458	0.12
25. Kurool-Cuddapah canal	35,872	3,64,212	1,99,582	4,143	1,95,439	2,00,502	1,68,773	0.72
26. Tippyapalem project
27. Vallura anicut system	5,000	986	3,674	1,806	1,868	2,312	882	1.16
28. Madras water-supply and irrigation system.	11,000	47,893	28,297	5,268	23,029	30,596	24,864	1.37
29. Panjapetti reservoir	1,422	833	..	833	589	589	0.17
Total, A. Irrigation—								
2. Unproductive Works ..	1,91,560	7,91,548	4,48,230	27,386	4,20,844	5,34,878	3,70,704	0.93
Total, A. Irrigation Works ..	52,61,950	1,44,09,214	55,01,253	3,24,508	51,76,745	1,41,09,911	92,32,469	7.50

C-IV.—Statement showing the financial results of Irrigation, Navigation, Embankment and Drainage Works (classified as Productive and Unproductive) for which Capital and Revenue accounts are kept in the Madras Presidency for the year 1926-27 based on assessment for the year—*cont.*

Works or systems.	Revenue assessed during the year— <i>cont.</i>					Net revenue of the year.		Percentage on capital outlay to end of year (improvements only).
	Deduct share due to old irrigation.	Total revenue due to improvements.	Working expenses.			Total.	Due to improvements.	
			Total charges (direct and indirect).	Deduct old maintenance charges.	Total working expenses on improvements.			
(11)	(12)	(13)	(14)	(15)	(16)	(17)	(18)	
B. NAVIGATION, EMBANKMENT AND DRAINAGE WORKS	RS.	RS.	RS.	RS.	RS.	RS.	RS.	
2. UNPRODUCTIVE WORKS.								
1. Ganjam-Gopalpur canal.	140	397	..	397	— 257	— 257	— 0·17
2. Buckingham do.	76,325	3,25,013	..	3,25,013	— 2,49,688	— 2,49,688	— 2·76
3. Vederanniyam do.	1,057	6,971	..	6,971	— 5,914	— 5,914	— 4·33
Total, B. Navigation, etc., Works— 2. Unproductive Works	76,522	3,32,381	..	3,32,381	— 2,55,859	— 2,55,859	— 2·74
Total, B. Navigation, etc., Works	76,522	3,32,381	..	3,32,381	— 2,55,859	— 2,55,859	— 2·74
Total, Construction of Irrigation, etc., Works	52,61,950	1,44,85,733	58,33,634	3,24,508	55,09,126	1,39,14,052	89,76,610	6·78

D-I.—Statement of traffic on the principal navigable canals in the Madras Presidency during the year 1926-27.

— (1)	Godavari canals. (2)	Kistna canals. (3)	Furnool- Cuddapah canal. (4)	Buckingham canal. (5)	West Coast canals. (6)	Dummagu- dem canal. (7)	Vedaranniyam canal. (8)	Total. (9)
Length of canal open for navigation. Miles	507	376½	190	262	121	2	34½	1,493
Receipts—								
Tolls Rs.								
Testing fees	69	226		773	938	
Annual licence fees	46,937	35,509	..	35,902		
Six weeks do.	43,200	19,343	..	7,685		..	44	
Registration fees	
Wharfage do.	12,896	13,669	..	12,142		
Demurrage do.	2	62	..	264		
Raf. fees	17,967	85		3,196	..	
Numbering fees	571	460	16,895	47	54	3,57,797
Fines	2	
Ground-rents	9,847	15,350	..	10,711		42	..	
Miscellaneous		27	..	7,968		..	10	
Refunds	— 361	— 46	..	— 289		..	— 10	
Government boats and steamers	22,490	13,442	
Boat rent	4,542	3,862	943	482		
Total, Receipts	1,58,102	1,01,536	943	75,225	16,895	4,058	1,038	3,57,797
Maintenance charges, including special navigation establishment.	1,11,640	81,099	3,802	2,42,416	2,372	6,994	5,491	4,53,814
Net revenue	46,462	20,437	— 2,859	— 1,67,191	14,523	— 2,936	— 4,453	— 96,017
Total number of boats plying cargo	15,344	3,361	25	1,952				
Do. passengers	58	1,278	8	2,808		201	107	25,142
Total tonnage, cargo boats								
Do. passenger boats	718,575	375,114	1,259	207,677		2,547	8,237	1,313,409

D-I.—Statement of traffic on the principal navigable canals in the Madras Presidency during the year 1926-27—cont.

(1)	Gōdāvari canals.	Kistna canals.	Kurnool-Cuddapah canal.	Buckingham canal.	West Coast canals.	Dummagudem canal.	Vēdaranniyan canal.	Total.
(1)	(2)	(3)	(4)	(5)	(6)	(7)	(8)	(9)
Ton mileage, up	5,126,333	4,037,120	15,519	3,796,032	..	1,249	43,374	13,049,627
Do. down	9,747,540	6,325,160	6,582	80,631	..	14,517	110,053	16,284,483
Total ..	14,873,873	10,392,280	22,101	3,876,663	..	15,766	153,427	29,334,110
Estimated value of cargoes, up	Rs. 7,32,53,591	2,02,74,158	1,22,024	1,25,19,761	..	9,57,000	[11,76,832]	13,49,32,651
Do. down	1,13,78,785	95,49,789	32,205					
Total ..	8,96,32,376	2,98,23,947	1,54,229	1,25,19,761	..	9,57,000	18,45,338	13,49,32,651
Number of passengers	1,640,474	194,236	..	118,129	..	302	46	1 853,187
Rafts, tons, up	74,642	4,948	12,730	..	96,771
Do. down		4,451				
Total ..	74,642	9,399	12,730	..	96,771
Estimated value of rafts	Rs. 70,82,643	3,97,353	17,27,815	..	92,07,811
Tollage on boats per ton per mile.	As 3
Tollage on rafts per 100 square feet {	Re. 1 As. 8
Timber								
Bamboos	As 2

D-II.—Description and quantities of goods, etc., carried on the principal canals in the Madras Presidency during the year 1926-27.

Description.	Godavari canals.						Kistna canals.			
	Total, Government and Private.				Private.		Total, Government and Private.			
	Quantity, tons.			Value.	Quantity.	Value.	Quantity, tons.			Value.
	Up.	Down.	Total.				Up.	Down.	Total.	
(1)	(2)	(3)	(4)	(5)	(6)	(7)	(8)	(9)	(10)	(11)
<i>Boat traffic.</i>				RS.		RS.				RS.
Cotton, raw and manufactured ..	878	363	1,241	25,11,846	1,241	25,11,546	1	38	39	1,27,225
Woollen goods	120	120	1,93,800
Dyes and tans ..	473	593	1,066	16,98,190	1,066	16,98,190	52	577	629	14,24,555
Rice and paddy ..	140,916	78,078	218,994	3,39,56,796	218,994	3,39,56,796	81,849	11,002	92,851	1,34,01,595
Other food-grains ..	4,369	21,882	26,251	39,43,901	26,251	39,43,901	99+	3,671 $\frac{1}{2}$	4,566 $\frac{1}{2}$	6,39,391
Hides and skins ..	32	53	85	1,18,673	85	1,18,673	54 $\frac{1}{2}$	43	97 $\frac{1}{2}$	62,108
Liquors ..	37	491	528	11,40,420	528	11,40,420	..	16	16	39,840
Metals ..	830	1,375	2,205	10,74,084	2,205	10,74,084	..	243	266	92,877
Oils ..	2,376	5,875	8,251	74,50,653	8,251	74,50,653	426	1,153	1,579	14,25,837
Oil-seeds ..	469	2,964	3,433	9,64,673	3,433	9,64,673	2,383	568	2,951	8,29,231
Provisions ..	32,049	15,381	47,430	1,49,40,150	47,430	1,49,40,150	6,841	3,479 $\frac{1}{2}$	10,320 $\frac{1}{2}$	32,60,958
Salt ..	6,526	3,587	10,413	9,37,170	10,413	9,37,170	9,408	3,826	13,234	11,01,060
Spices ..	264	959	1,223	23,31,036	1,223	23,31,036
Sugar and jaggery ..	3,026	3,351	7,277	16,77,761	7,277	16,77,761	666	96	762	1,74,498
Tobacco ..	909	6,309	7,218	86,36,058	7,218	86,36,058	1,637	628	2,265	27,49,569
Building materials ..	98,066	172,144	270,210	5,74,520	270,210	5,74,520	21,636	175,423	197,059	3,13,227
Miscellaneous goods ..	22,649	38,514	61,163	35,40,218	61,163	35,40,218	5,180 $\frac{1}{2}$	13,616	18,796 $\frac{1}{2}$	27,65,639
Timber ..	4,102	10,894	14,996	24,29,352	14,996	24,29,352	680	3,104	3,784	6,13,008
Firewood ..	7,769	10,117	17,886	3,21,948	17,886	3,21,948	19,196 $\frac{1}{2}$	182	19,378 $\frac{1}{2}$	3,48,813
Bamboos ..	269	16,952	17,221	8,09,387	17,221	8,09,387	364 $\frac{1}{2}$	5,783	6,147 $\frac{1}{2}$	2,88,933
Coal and coke ..	1,076	434	1,510	78,520	1,510	78,520	35	175	210	10,920
Jute ..	10	34	44	15,004	44	15,004	33	10	43	14,663
Treasure	4,82,014	..	4,82,014
Kerosene oil
Cotton seeds

D-II.—Description and quantities of goods, etc., carried on the principal canals in the Madras Presidency during the year 1926-27—*cont.*

Description. (1)	Godavari canals.						Kistna canals.			
	Total, Government and Private.				Private.		Total, Government and Private.			
	Quantity, tons.			Value.	Quantity.	Value.	Quantity, tons.			Value.
	Up.	Down.	Total.		Tons.		Up.	Down.	Total.	
(2)	(3)	(4)	(5)	(6)	(7)	(8)	(9)	(10)	(11)	
<i>Boat traffic—cont.</i>				RS.		RS.				RS.
Poles
Scantlings
Total, Boat traffic ..	327,995	390,580	718,575	8,96,32,376	718,575	8,96,32,376	151,460	223,654	375,114	2,98,23,947
<i>Raft traffic.</i>										
Timber in logs	15	34,060	34,075	52,81,595	34,075	52,81,595	416	337	753	1,16,715
Squared timber	19	679	698	1,29,130	698	1,29,130	1	86	87	16,095
Sleepers, broad gauge
Do. metre gauge
Scantlings
Poles	16	330	346	37,714
Firewood	90	90	1,170	90	1,170	4,073	..	4,073	52,949
Bamboos and reeds	39,779	39,779	16,70,718	39,779	16,70,718	442	3,698	4,140	1,73,880
Total, Raft traffic ..	34	74,608	74,642	70,82,643	74,642	70,82,643	4,948	4,451	9,399	3,97,353
Grand Total ..	328,029	465,188	793,217	9,67,15,019	793,217	9,67,15,019	156,408	228,105	384,513	3,02,21,300

D-11.—Description and quantities of goods, etc., carried on the principal canals in the Madras Presidency during the year 1926-27—cont.

Description.	Kistna canals—cont.		Kurnool-Cuddapah canal.					
	Private.		Total, Government and Private.				Private.	
	Quantity.	Value.	Quantity, tons.			Value.	Quantity.	Value.
	Tons.		Up.	Down.	Total.		Tons.	
(12)	(13)	(14)	(15)	(16)	(17)	(18)	(19)	
<i>Boat traffic.</i>		RS.				RS.		RS.
Cotton, raw and manufactured	39	1,27,225	40	..	40	38,680	40	38,680
Woollen goods	120	1,93,800
Dyes and tans	629	14,24,555	60	..	60	4,200	60	4,200
Rice and paddy	92,851	1,34,01,595	15	..	15	2,145	15	2,145
Other food-grains	4,566½	6,89,391	217	10	227	34,567	227	34,567
Hides and skins	97½	62,108
Liquors	16	39,840
Metals	266	92,877
Oils	1,579	14,25,837
Oil-seeds	2,951	8,29,231	220	24	244	42,364	244	42,364
Provisions	10,320½	32,60,958
Salt	13,234	11,91,060	11	140	151½	13,612	151½	13,612
Spices
Sugar and jaggery	762	1,74,498	..	5	5	1,145	5	1,145
Tobacco	2,265	27,49,569
Building materials	189,804	3,02,145	..	12	12	116	5	4
Miscellaneous goods	18,796½	27,65,639	..	31	31	7,040	31	7,040
Timber	3,784	6,13,008
Firewood	19,378½	3,48,813	400	60	460	8,280	460	8,280
Bamboos	6,147½	2,88,933
Coal and coke	210	10,920
Jute	43	14,663
Treasure
Kerosene-oil	2	6	8	1,600	8	1,600
Cotton seeds	6	6	480	6	480

D-II.—Description and quantities of goods, etc., carried on the principal canals in the Madras Presidency during the year 1926-27—*cont.*

Description.	Kistna canals— <i>cont.</i>		Kurnool-Cuddapah canal.					
	Private.		Total, Government and Private.				Private.	
	Quantity.	Value.	Quantity, tons.			Value.	Quantity.	Value.
	Tons.		Up.	Down.	Total.		Tons.	
(12)	(13)	(14)	(15)	(16)	(17)	(18)	(19)	
<i>Boat traffic—cont.</i>								
Poles
Soantlings
Total, Boat traffic ..	367,859	2,98,12,865	965	294	1,259	1,54,229	1,252	1,54,117
<i>Raft traffic.</i>								
Timber in logs	294	45,570
Squared timber	86	15,910
Sleepers, broad gauge
Do. metre gauge
Soantlings
Poles	346	37,714
Firewood	4,073	52,949
Bamboos and reeds	3,699	1,55,358
Total, Raft traffic ..	8,498	3,07,501
Grand Total ..	376,357	3,01,20,366	965	294	1,259	1,54,229	1,252	1,54,117

D-II.—Description and quantities of goods, etc., carried on the principal canals in the Madras Presidency during the year 1926-27—*cont.*

Description.	Buckingham canal.						West Coast canals.					
	Total, Government and Private.				Private.		Total, Government and Private.				Private.	
	Quantity, tons.			Value.	Quantity.		Quantity, tons.			Value.	Quantity.	
	Up.	Down.	Total.		Tons.	Value.	Up.	Down.	Total.		Tons.	Value.
(20)	(21)	(22)	(23)	(24)	(25)	(26)	(27)	(28)	(29)	(30)	(31)	
<i>Boat traffic.</i>				rs.								
Cotton, raw and manufactured	1½	1½	2,447
Woolen goods
Dyes and tans
Rice and paddy ..	9,057¼	623	9,680¼	15,70,545
Other food-grains ..	106	13	118	17,818
Hides and skins
Liquors
Metals	11	11	3,118
Oils	82	82	74,046
Oil-seeds ..	134	73	207	58,167
Provisions ..	2,611½	1,731½	4,343½	13,68,203
Salt ..	83,370	56	83,426	75,08,340
Spices
Sugar and jaggery ..	30	..	30	6,870
Tobacco
Building materials ..	20,690	166	20,856	1,55,900
Miscellaneous goods ..	2,154	308	2,462	1,41,407
Timber ..	4½	280½	285½	46,432
Firewood ..	85,371½	314	85,685½	15,42,339
Bamboos ..	19	241	260	12,221
Coal and coke ..	229	..	229	11,908
Jute
Treasure
Kerosene oil
Cotton seeds

D-II.—Description and quantities of goods, etc., carried on the principal canals in the Madras Presidency during the year 1926-27—*cont.*

Description.	Buckingham canal— <i>cont.</i>						West Coast canals— <i>cont.</i>					
	Total, Government and Private.				Private.		Total, Government and Private.				Private.	
	Quantity, tons.			Value	Quantity.	Value.	Quantity, tons.			Value.	Quantity.	Value.
	Up.	Down.	Total.				Up.	Down.	Total.			
(20)	(21)	(22)	(23)	(24)	(25)	(26)	(27)	(28)	(29)	(30)	(31)	
<i>Boat traffic—cont.</i>				rs.								
Poles
Scantlings
Total, Boat traffic ..	203,776	3,901	207,677	1,25,19,761
<i>Raft traffic.</i>												
Timber in logs
Squared timber
Sleepers, broad gauge
Do. metre gauge
Scantlings
Poles
Firewood
Bamboos and reeds
Total, Raft traffic
Grand Total ..	203,776	3,901	207,677	1,25,19,761

Note.—Figures for the West Coast canals are not available.

C-III — Demands and Realizations during the year 1924-25 in the Madras Presidency—*cont.*

Irrigation, Navigation, Embankment and Drainage Works (classed as Productive and Unproductive) for which Capital and Revenue Accounts are kept—*cont.*

Works or systems.	Balance of demands unrealized at commencement of the year.	Demand for the year.	Total.	Deduct remissions including cash re-funds.	Net total.	Deduct amount unrealized at close of the year.	Actual total receipts of the year.	Deduct share due to old irrigation.	Net revenue due to improvements.
(1)	(2)	(3)	(4)	(5)	(6)	(7)	(8)	(9)	(10)
A. IRRIGATION WORKS—<i>cont.</i>		RS.	RS.	RS.	RS.		RS.	RS.	RS.
1. PRODUCTIVE WORKS—<i>cont.</i>									
23. Srivaikuntam ancient system	2,42,892	2,42,892	1,927	2,40,965	..	2,40,965	79,000	1,61,965
24. Marudur ancient system	2,12,938	2,12,938	832	2,12,106	..	2,12,106	1,15,000	97,106
Total, A. Irrigation— Productive Works	1,84,05,951	1,84,06,951	5,45,740	1,78,59,211	..	1,78,59,211	50,42,890	1,28,16,821
2. UNPRODUCTIVE WORKS.									
1. Rushikulya system	2,60,774	2,60,774	2,126	2,58,648	..	2,58,648	67,000	1,91,648
2. Nagavalli river system	1,23,910	1,23,910	3,756	1,20,154	..	1,20,154	57,400	82,754
3. Muniyeru system	26,536	26,536	..	26,536	..	26,536	2,500	24,036
4. Peddanayudu tank of Chinnarow- palem.	..	3,491	3,491	..	3,491	..	3,491	..	3,491
5. Jangamaheswarapuram tank	2,792	2,792	748	2,044	..	2,044	500	1,544
6. Atmakur tank	3,173	3,173	1,547	1,626	..	1,626	..	1,626
7. Pondapad tank	868	868	..	868	..	868	..	868
8. Bhavanasi tank	3,212	3,212	..	3,212	..	3,212	..	3,212
9. Mopad project	24,039	24,039	..	24,039	..	24,039	433	23,606
10. Hajipuram tank	4,004	4,004	47	3,957	..	3,957	..	3,957
11. Ponnalur tank	5,036	5,036	..	5,036	..	5,036	..	5,036
12. Anamaeamudram-Berapur tank	4,151	4,151	..	4,151	..	4,151	3,600	651
13. Yernu tank	4,125	4,125	..	4,125	..	4,125	425	3,700
14. Vamula tank

D-II.—Description and quantities of goods, etc., carried on the principal canals in the Madras Presidency during the year 1926-27—*cont.*

Description.	Dummagudem canal.						Vedaranniyam canal.					
	Total, Government and Private.				Private.		Total, Government and Private.				Private.	
	Quantity, tons.			Value.	Quantity.	Value.	Quantity, tons.			Value.	Quantity.	Value.
	Up.	Down.	Total.				Up.	Down.	Total.			
(32)	(33)	(34)	(35)	(36)	(37)	(38)	(39)	(40)	(41)	(42)	(43)	
<i>Boat Traffic.</i>				RS.		RS.				RS.		RS.
Cotton, raw and manufactured.	23½	..	23½	65,103½	23½	65,103½
Woollen goods
Dyes and tans	177	177	1,90,275	177	1,90,275
Rice and paddy	96	269½	365½	56,202½	365½	56,202½	9	1,480	1,489	2,12,927	1,489	2,12,927
Other food-grains	13	338½	351½	53,076½	351½	53,076½	500	..	500	75,500	500	75,500
Hides and skins	10	10	6,370	10	6,370
Liquors
Metals	6	..	6	1,200	4	800	..	2	2	2,236	2	2,236
Oils	37	..	37	33,411	37	33,411
Oil-seeds	283½	283½	79,663½	283½	79,663½	367	35	402	1,12,962	402	1,12,962
Provisions	33½	146½	180	56,700	180	56,700	106	27	133	41,895	133	41,895
Salt	584	..	584	52,560	584	52,560	..	323	323	29,070	323	29,070
Spices	475	16	491	9,35,846	491	9,35,846
Sugar and jaggery	25½	..	25½	5,839½	25½	5,839½	185	..	185	48,029	185	48,029
Tobacco	253	253	3,07,901	253	3,07,901	..	236	236	2,87,212	236	2,87,212
Building materials	22	..	22	1,263	6	71	11	68	79	1,057	79	1,057
Miscellaneous goods	135½	32½	168	30,384	168	30,384	619	361	980	30,474	980	30,474
Timber	20	20	3,240	20	3,240	10	36	46	7,452	46	7,452
Firewood	3,371	3,371	60,678	3,371	60,678
Bamboos
Coal and coke
Jute	40½	40½	13,810½	40½	13,810½
Treasure
Kerosene-oil
Cotton seeds

D-II.—Description and quantities of goods, etc., carried on the principal canals in the Madras Presidency during the year 1926-27—*cont.*

Description.	Dummagudem canal— <i>cont.</i>						Vedaranniyam canal.					
	Total, Government and Private.				Private.		Total, Government and Private.				Private.	
	Quantity, tons.			Value.	Quantity.	Value.	Quantity, tons.			Value.	Quantity.	Value.
	Up.	Down.	Total.				Up.	Down.	Total.			
(32)	(33)	(34)	(35)	(36)	(37)	(38)	(39)	(40)	(41)	(42)	(43)	
<i>Boat Traffic—cont.</i>				RS.		RS.				RS.		RS.
Poles
Scantlings
Total, Boat Traffic ..	976	1,571	2,547	9,57,000	2,529	9,55,408	2,282	5,955	8,237	18,45,338	8,237	18,45,338
<i>Raft Traffic.</i>												
Timber in logs	6,181	6,181	9,58,055	6,181	9,58,055
Squared timber	950	950	1,75,750	950	1,75,750
Sleepers, broad gauge
Do. metre gauge
Scantlings
Poles	5,356	5,356	5,83,804	5,356	5,83,804
Firewood
Bamboos and reeds	243	243	10,206	243	10,206
Total, Raft Traffic	12,730	12,730	17,27,815	12,730	17,27,815
Grand Total ..	976	14,301	15,277	26,84,815	15,269	26,83,223	2,282	5,955	8,237	18,45,338	8,237	18,45,338

E-1 — Statement of areas irrigated under Irrigation Works classed as Productive and Unproductive for which Capital and Revenue Accounts are kept in the Madras Presidency during the year 1926-27.

Name of canal.	Areas charged as irrigated in areas.						
	First crop.		Second crop.		Total.	Both seasons.	Percentage of double cropped area [columns (4) + (5)] on the first crop area [columns (2) + (3)].
	Flow.	Lift.	Flow.	Lift.			
(1)	(2)	(3)	(4)	(5)	(6)	(7)	
<i>Productive.</i>	ACS.	ACS.	ACS.	ACS.	ACS.	ACS.	
Ganjam minor rivers system ..	63,900	1,880	4,394	1,224	71,398	340	8.54
Godavari delta system ..	766,292	11,075	245,334	6,973	1,029,674	13,345	32.46
Kistna do. ..	771,611	12,002	1,101	204	784,918	4,846	.16
Divi pumping system ..	36,721	233	..	1	36,955	..	.002
Penner river canals system ..	154,251	2,375	3,105	184	159,915	347	2.09
Arkenkota channel ..	4,461	195	638	18	5,312	40	14.09
Thadapalli do. ..	14,760	440	2,136	221	17,557	580	15.51
Kalingarayan do. ..	9,924	2,312	9,625	1,892	23,753	2,199	94.12
Palur anicut system ..	70,187	1,329	13,050	321	84,387	448	18.70
Chembrambakam tank ..	12,884	225	4,866	37	18,012	831	37.40
Poincy anicut system ..	22,177	412	4,991	70	27,650	109	22.40
Cheyyar do. ..	19,479	1,223	5,731	122	26,555	198	28.27
Virukkoyilar anicut system ..	24,453	920	3,621	118	29,112	567	14.74
Shatistope do. ..	31,974	783	4,765	272	37,794	182	15.38
Mebamattur do. ..	4,547	43	529	4	5,123	92	11.61
Vridbhachalam do. ..	9,149	117	449	15	9,730	13	5.01
Toludur reservoir ..	15,981	180	4,783	20	20,964	62	29.72
Lower Coleroon anicut system ..	109,358	1,479	6,769	354	116,960	515	6.49
Cauvery delta system ..	859,909	29,467	84,277	4,229	977,882	14,007	9.95
Nandiyur channel system ..	5,944	698	1,934	267	8,841	468	33.15
Periyar system ..	131,825	100	49,547	53	181,525	2,477	37.53
Srivaikuntam anicut system ..	24,071	1,054	17,931	549	43,405	701	72.76
Marndur anicut system ..	17,279	244	15,052	107	32,682	614	86.51
Cumbum tank ..	5,523	119	234	14	5,890	414	4.40
Pelandorai anicut system ..	12,404	178	504	20	13,106	86	4.16

E-I.—Statement of areas irrigated under Irrigation Works classed as Productive and Unproductive for which Capital and Revenue Accounts are kept in the Madras Presidency during the year 1926-27—*cont.*

Name of canal.	Areas charged as irrigated in areas.						
	First crop.		Second crop.		Total.	Both seasons.	Percentage of double cropped area [columns (4) + (5)] on the first crop area [columns (2) + (3)].
	Flow.	Lift.	Flow.	Lift.			
(1)	(2)	(3)	(4)	(5)	(6)	(7)	(8)
<i>Unproductive.</i>	ACS.	ACS.	ACS.	ACS.	ACS.	ACS.	
Rushikulya system	107,979	1,051	931	518	110,479	419	1.33
Nagavalli river system	26,927	168	1,290	34	27,419	9	5.07
Muniyeru system	6,775	84	6,859
Peddabayudu tank of Chinnarapalem.
Jangambeswarapuram tank	443	1	444
Atmakur tank	764	3	767
Bhavanasi tank	429	44	111	..	584	..	23.47
Dondapad tank	200	200
Mopad system	4,337	..	803	1	5,152	3	18.49
Hajipuram tank	562	562
Ponnalur tank	747	..	28	..	775	..	3.75
Anamasamudram Berapur tank	679	679
Yerur tank	201	5	1	..	207	..	.48
Sagileru system	3,547	63	60	1	3,671	22	1.69
Markapur tank	1,116	2	12	..	1,130	1	1.07
Yellanur tank	867	..	188	..	1,055	..	21.68
Kocheruvu tank	145	..	26	..	171	21	17.93
Siddapur tank
Nagavaram anicut and supply channel.	613	7	380	7	1,007	..	62.42
Venkatapuram tank	242	..	61	..	323	52	33.47
Kurnool-Cuddapah canal	75,768	634	10,127	91	86,620	1,517	..
Barur tank	3,203	15	876	5	4,099	352	..

E-I.—Statement of areas irrigated under Irrigation Works classed as Productive and Unproductive for which Capital and Revenue Accounts are kept in the Madras Presidency during the year 1926-27—*cont.*

Name of canal.	Areas charged as irrigated in areas.						
	First crop.		Second crop.		Total.	Both seasons.	Percentage of double cropped area [columns (4) + (5)] on the first crop area [columns (2) + (3)].
	Flow.	Lift.	Flow.	Lift.			
(1)	(2)	(3)	(4)	(5)	(6)	(7)	
<i>Unproductive—cont.</i>	ACS.	ACS.	ACS.	ACS.	ACS.	ACS.	
Madras water-supply and Irrigation system.	7,103	411	540	104	8,158	274	8.57
Kaniyampalayam anicut	190	190
Panjapatti reservoir	65	65	130
Vallur anicut system	4,517	565	107	48	5,237	71	3.04

	<i>First crop.</i>	<i>Second crop.</i>
Godavari delta	28th May to 30th Nov.	1st Dec. to 22nd April.
Kistna delta and Divi Pumping system	11th June to 31st Dec.	1st Jan. to 31st March.
Penner river canals	1st July to 31st Dec.	1st Jan. to 31st March.
Kurnool-Cuddapah canal	1st June to 30th Nov.	1st Dec. to 31st March.
Cauvery delta	1st June to 31st Oct.	1st Nov. to end of Feb.
Srivaikuntam anicut	Do.	1st Nov. to 31st March.
Periyar system	1st Oct. to 15th March.	1st June to 30th Sep.

The above information regarding the periods is only very roughly approximate, for there is not any well-marked division between the first and second crops which in many places actually overlap, some of the so-called second crop being planted, while some of the so-called first crop is still on the ground and taking water.

E-I.—Statement of areas irrigated under Irrigation Works classed as Productive and Unproductive for which Capital and Revenue Accounts are kept in the Madras Presidency during the year 1926-27—cont.

Name of canal.	Average discharge, cubic feet per second.				Areas irrigated per cubic foot per second.				Cubic feet of water supplied at head for each acre of land irrigated during the year.	
	At head.		Utilized.		Discharge at head.		Utilized.		First crop.	Second crop.
	First crop.	Second crop.	First crop.	Second crop.	First crop.	Second crop.	First crop.	Second crop.		
	(9)	(10)	(11)	(12)	(13)	(14)	(15)	(16)	(17)	(18)
<i>Productive—cont.</i>										
Ganjām minor rivers system
Gōdavari delta system	9,197	5,169	83	2	193,913	..
Kistna do.	7,439	406	7,329	405	104	30	0.15	0.50	169,926	4,748,400
Divi pumping system
Penner river canals system
Arkenkoti channel
Thadapalli do.
Kalingarayan do.
Palar anicut system
Chembrambakam tank
Poincy anicut system
Cheyar do.
Tirukkōyilur anicut system
Shatiatope do.
Mehamattur do.
Vriddhachalam do.
Toludur Reservoir
Lower Coleroon anicut system
Cauvery delta system	12,871	1,291	12,871	1,291	67	23	655	328	197,863	4,528,677
Nandyar channel system
Periyār system
Sriyākuntam anicut system
Marudur anicut system
Cumbum tank
Pelandorai anicut system

E-I.—Statement of areas irrigated under Irrigation Works classed as Productive and Unproductive for which Capital and Revenue Accounts are kept in the Madras Presidency during the year 1926-27—cont.

Name of canal.	Average discharge, cubic feet per second.				Areas irrigated per cubic foot per second.				Cubic feet of water supplied at head for each acre of land irrigated during the year.	
	At head.		Utilized.		Discharge at head.		Utilized.		First crop.	Second crop.
	First crop.	Second crop.	First crop.	Second crop.	First crop.	Second crop.	First crop.	Second crop.		
	(9)	(10)	(11)	(12)	(13)	(14)	(15)	(16)	(17)	(18)
<i>Unproductive—cont.</i>										
Rushikulya system
Nugavalli river system	236	..	286	..	106.9	..	106.9	..	0.0094	..
Muniyeru system
Peddanaayudu tank of Chinnaraopalem.
Jangamaheswarapuram tank
Atmakor tank
Bhavanasi tank
Ondapad tank
Mopad system
Hajipuram tank
Ponnalur tank
Anamasamudram Berapur tank
Yerur tank
Sagileru system
Markapur tank
Yellanur tank
Kootheruvu tank
Siddapur tank
Nugavaram anicut and supply channel.
Venkatapuram tank
Kurnool-Cuddapah canal
Barur tank

E-I.—Statement of areas irrigated under Irrigation Works classed as Productive and Unproductive for which Capital and Revenue Accounts are kept in the Madras Presidency during the year 1926-27—*cont.*

Name of canal.	Average discharge, cubic feet per second.				Areas irrigated per cubic foot per second.				Cubic feet of water supplied at head for each acre of land irrigated during the year.	
	At head.		Utilized.		Discharge at head.		Utilized.		First crop.	Second crop.
	First crop.	Second crop.	First crop.	Second crop.	First crop.	Second crop.	First crop.	Second crop.		
	(9)	(10)	(11)	(12)	(13)	(14)	(15)	(16)	(17)	(18)
<i>Unproductive—cont.</i>										
Madras water-supply and irrigation system.
Kaniyampalayam anicut
Panjapatti reservoir
Vallur anicut system

In the case of the Godavari and Kistna deltas, the period of irrigation of first crop has been taken to be 187 days and 204 days respectively though it varied in each delta as below during the year :—

Godavari delta, Eastern Section	5th June to 30th November.
Do. Central	15th May to 20th November.
Do. Western	1st June to 30th November.
Kistna delta, Eastern Section	11th June to 31st December.
Do. Western	Do.

The areas entered in column 7, both seasons, are for lands bearing such crops as betel and sugarcane which require irrigation for the greater part of the year. This is included in the areas of first and second crops.

E-II.—Statement showing the incidence of working expenses and assessed water revenue on irrigation works classed as Productive and Unproductive for which Capital and Revenue Accounts are kept in the Madras Presidency during 1926-27.

E-II.—Statement showing the incidence of working expenses and assessed for which Capital and Revenue Accounts are

Name of canal. (1)	Average discharge of the year at canal head in cubic feet per second. (2)	Water assessed, 1926-1927.					Gross and assessed revenue from all sources. (8)
		Ocupiers. (3)	Owners. (4)	Total, direct. (5)	Indirect. (6)	Total of direct and indirect. (7)	
<i>Productive.</i>							
Ganjām minor river system	RS. 1,52,730	RS. 7,351	RS. 1,60,081	RS. 1,60,113
Godāvāri delta system ..	7,132	41,78,338	1,94,703	43,73,041	45,76,227
Kistna do. ..	5,641	38,84,865	1,37,622	40,22,487	41,76,936
Divi pumping system	1,76,670	69,029	2,45,699	2,48,181
Pennēr river canal system	7,53,047	62,095	8,15,142	8,18,483
Arkenkota channel ..	168	38,537	410	38,947	39,272
Thadapalli do. ..	376	1,37,360	2,900	1,40,260	1,42,295
Kalingarayan do. ..	561	1,33,454	483	1,33,937	1,37,117
Palar anicut system	2,29,779	16,815	2,46,594	2,48,253
Chembrambakkam tank	58,536	908	59,444	59,563
Poiney anicut system	1,01,155	5,462	1,06,617	1,06,939
Cheyyar do.	87,248	4,735	91,983	93,068
Tirukkōyilūr anicut system	1,11,719	3,362	1,15,081	1,15,778
Shatiatope	1,46,311	15,209	1,61,520	1,62,260
Mehamattur anicut system	24,957	51	25,008	25,084
Vriddhachalam do.	42,897	294	43,191	43,501
Toludur project	1,16,879	..	1,16,879	1,17,690
Lower Coleroon anicut system.	5,29,022	51,510	5,80,532	5,87,386
Cauvery delta system ..	6,007	50,09,403	1,18,380	51,27,733	51,16,933
Nandiyar channel system	26,793	54	26,847	27,270
Periyar system	10,10,574	79,412	10,89,986	11,08,373
Srivaikuntam anicut system	2,39,311	1,490	2,40,801	2,46,703
Marndur anicut system	2,10,282	270	2,10,552	2,12,499
Cumbum tank	29,988	461	30,449	30,449
Pelandorai anicut system	56,885	76	56,961	57,683
<i>Unproductive.</i>							
Rushikulya system	2,56,041	4,771	2,60,814	2,64,016
Nagavalli river system ..	236	1,04,792	16,266	1,21,058	1,21,698
Muniyeru system	27,170	60	27,230	28,530
Peldanayadu tank	1,200
Jangamaheswarapuram tank	364	..	364	364
Atmakur tank	1,609	..	1,609	1,609
Bhavanasi tank	4,602	..	4,602	4,606
Dondapad tank	862	3	865	875
Mopad system	33,827	4,367	38,194	38,604
Hajipuram tank	73	15	749	1,874
Ponnalur tank	2,710	..	2,710	2,710
Anamasamudram-Berapur tank	702	1	703	703
Yerur tank	— 776	64	— 712	— 712
Sagileru system	13,917	4	13,921	13,978
Marbapur tank	4,478	1	4,479	4,479
Yellanur tank	4,054	485	4,539	4,539
Kocheruvu tank	645	..	645	645
Siddapur tank
Nagavaram anicut and supply channel.	4,203	..	4,203	4,203
Venkatapuram tank	1,214	..	1,214	1,214
Kurnool-Cuddapah canal	3,85,082	2,000	3,87,082	4,00,084
Barur tank	15,982	499	16,481	17,588
Madras water-supply and irrigation system.	21,265	462	21,727	68,893
Kaniyampalayam anicut	4,000
Panjapatti reservoir	812	581	1,393	1,422
Vallur anicut system	4,602	1,074	5,676	5,986

C-III.—Demands and Realizations during the year 1924-25 in the Madras Presidency—*cont.*

Irrigation, Navigation, Embankment and Drainage Works (classed as Productive and Unproductive) for which Capital and Revenue Accounts are kept—*cont.*

Works or systems.	Balance of demands unrealized at commencement of the year.	Demand for the year.	Total.	Deduct remissions including cash refunds.	Net total.	Deduct amount unrealized at close of the year.	Actual total receipts of the year.	Deduct share due to old irrigation.	Net revenue due to improvements.
(1)	(2)	(3)	(4)	(5)	(6)	(7)	(8)	(9)	(10)
A. IRRIGATION WORKS—<i>cont.</i>									
2. UNPRODUCTIVE WORKS—<i>cont.</i>									
16. Sugileru tank	23,487	23,487	6	23,481	..	23,481	17,800	5,681
16. Talapulavanka tank
17. Cumbun tank	36,546	36,546	12	36,534	..	36,534	30,000	6,534
18. Markapur tank	6,474	6,474	..	6,474	..	6,474	2,130	4,344
19. Yellanur do.	4,428	4,428	3,134	1,294	..	1,294	..	1,294
20. Kocheruvu do.	862	862	196	666	..	666	980	314
21. Siddapur do.	1,091	1,091	..	1,091	..	1,091	..	1,091
22. Nagavaram ancient and supply channel.	..	4,116	4,116	3	4,113	..	4,113	2,256	1,857
23. Venkatapuram tank	691	691	..	691	..	691	164	527
24. Kurnool-Cuddapah canal	3,78,392	3,78,392	142	3,78,250	..	3,78,250	35,872	3,42,378
25. Tippyapalam project
26. Barur tank	23,140	23,140	71	23,069	..	23,069	4,500	18,569
27. Kannampalayam ancient	4,000	4,000	..	4,000	..	4,000	..	4,000
28. Madras water-supply and irrigation system.	..	56,647	56,647	388	56,259	..	56,259	11,000	45,259
29. Pelandora ancient system	57,225	57,225	..	57,225	..	57,225	3,000	54,225
30. Panjampatti reservoir	967	967	..	967	..	967	..	967
Total, A. Irrigation, 2. Unproductive Works	10,64,177	10,64,177	12,176	10,52,001	..	10,52,001	2,19,560	8,32,441
Total, A. Irrigation Works	1,94,70,128	1,94,70,128	5,58,916	1,89,11,212	..	1,89,11,212	52,61,950	1,36,49,262

water revenue on irrigation works classed as Productive and Unproductive kept in the Madras Presidency during 1926-27.

Working expenses, direct and indirect. (9)	Area charged as irrigated during the year 1926-27, first and second crops. (10)	Working expenses.			Occupier's rate.		Total water-rate, direct and indirect.	
		Per cent on gross rev- enue. (11)	Per acre irri- gated. (12)	Per cubic foot per second of discharge at canal head. (13)	Per acre irri- gated. (14)	Per cubic foot per second of discharge at canal head. (15)	Per acre irri- gated. (16)	Per cubic foot per second of discharge at canal head. (17)
RS.	ACS.							
56,064	71,398	35.02	0.79	2.24	..
10,29,647	1,029,674	22.49	1.00	144	4.24	642
11,66,416	784,918	0.27	1.49	211	5.13	754
1,52,898	36,955	61.61	4.14	6.65	..
1,22,921	159,915	15.87	0.81	5.09	..
14,147	5,312	36.02	2.66	84	7.33	234
26,734	17,557	18.79	1.52	71	7.99	378
17,167	23,753	12.52	0.72	31	5.64	244
82,485	84,687	33.23	0.97	2.90	..
11,412	18,012	19.16	0.63	3.28	..
23,449	27,650	21.93	0.85	3.25	..
28,713	26,556	30.85	1.08	3.46	..
25,223	29,112	22.65	0.90	3.95	..
45,685	37,794	28.15	1.20	4.28	..
6,169	5,123	24.59	1.09	4.45	..
11,882	9,730	27.31	1.22	4.44	..
21,245	20,964	26.56	1.49	5.56	..
2,42,826	116,960	41.34	2.07	4.96	..
10,03,092	977,882	19.49	1.02	167	0.19	857
21,672	8,841	79.46	2.45	3.04	..
5,58,749	181,525	50.41	3.07	6.01	..
2,97,890	43,405	120.73	6.86	5.54	..
46,878	32,682	21.59	1.40	6.44	..
3,189	5,890	10.47	0.54	5.17	..
19,470	13,106	33.75	1.48	4.35	..
1,23,609	110,479	46.81	1.12	2.36	..
27,748	27,419	22.80	0.98	4.28	..
10,117	6,859	35.45	1.47	3.97	616
..
19	444	5.22	0.04	0.82	..
1,405	767	87.32	1.83	2.10	..
7,397	584	160.62	12.50	7.9	..
460	100	52.57	4.60	8.65	..
15,249	5,152	39.50	2.95	7.41	..
728	562	38.85	1.30	1.23	..
3,177	775	117.23	4.10	3.50	..
4,835	699	687.76	6.92	1.00	..
242	207	..	1.17
5,363	3,671	38.37	1.46	3.79	..
3,163	1,130	70.62	2.80	3.95	..
299	1,055	6.59	0.28	4.30	..
2,457	171	380.92	1.44	3.77	..
1,376
97	1,007	2.31	0.09	4.17	..
592	323	48.76	1.83	3.76	..
1,99,582	86,620	49.88	2.30	4.47	..
4,662	4,099	28.01	0.99	4.02	..
28,297	8,158	46.80	3.38	2.66	..
2,849	190	70.65	1.48
833	130	55.28	6.05	1.71	..
3,674	5,237	60.37	0.69	1.09	..

E-III—Statement showing the area actually irrigated by flow and lift under Productive and Unproductive Works and the value of crops raised thereon for fasli 1336 (1926-27).

Districts.	Names of systems.	Area actually irrigated.						Value of crops.	
		First crop.		Second crop.		Total.	Both seasons.	Paddy.	
		Flow.	Lift.	Flow.	Lift.			Area irrigated.	Estimated value.
(1)	(2)	(3)	(4)	(5)	(6)	(7)	(8)	(9)	(10)
	(i) <i>Productive Works.</i>	ACS.	ACS.	ACS.	ACS.	ACS.	ACS.	ACS.	RS.
Ganjām	Ganjām minor rivers system.	62,659	1,880	4,394	1,224	70,157	340	64,397	48,94,172
East Godāvari	Godāvari delta system ..	350,621	3,837	97,740	3,353	455,551	8,403	424,886	6,58,57,330
West Godāvari	Do. ..	395,198	7,238	147,521	3,620	553,677	4,942	514,467	5,60,76,903
Kistna	Do. ..	308	..	6	..	314	..	314	11,932
	Total ..	746,127	11,075	245,267	6,973	1,009,442	13,345	939,667	12,19,46,165
West Godāvari	Kistna delta system ..	37,096	153	163	7	37,419	8	37,267	47,70,176
Kistna	Do. ..	403,965	6,146	457	139	410,707	1,018	399,363	5,11,18,464
Guntur	Do. ..	319,194	5,703	476	58	325,431	3,820	316,753	2,24,89,463
	Total ..	760,255	12,002	1,096	204	773,557	4,846	753,383	7,83,78,103
Kistna	Divi pumping system ..	36,397	233	..	1	36,631	..	36,625	41,38,625
Nellore	Penner river canals system.	148,295	2,375	3,105	184	153,959	347	148,675	1,42,72,800
Coimbatore	Arakkankottai channel ..	4,434	195	638	18	5,285	40	5,134	7,80,368
Do.	Tadepalli channel ..	14,678	440	2,136	221	17,475	580	15,771	22,55,253
Do.	Kalingarayan channel ..	9,819	2,312	9,625	1,892	23,648	2,199	17,978	25,60,744
North Arcot	Palar anicut system ..	44,667	993	9,332	271	55,263	417	47,821	24,86,692
Chingleput	Do. ..	19,555	336	2,379	50	22,320	31	20,142	21,75,336
	Total ..	64,222	1,329	11,711	321	77,583	448	67,963	46,62,028

Chingleput	Chembrambakkam tank..	12,190	225	4,855	37	17,307	831	16,020	21,30,660
North Arcot	Poinoy anicut system ..	19,298	405	4,677	70	24,450	100	19,638	12,76,470
Chittoor	Do.	1,121	7	314	..	1,442	9	1,103	1,36,978
			Total	20,419	412	4,991	70	25,892	109	20,741	14,15,448
North Arcot	Cheyyar anicut system ..	17,768	1,223	5,673	122	24,786	198	22,052	15,43,640
Chingleput	Do.	411	..	58	..	469	..	446	47,722
			Total	18,179	1,223	5,731	122	25,255	198	22,498	15,91,362
South Arcot	Tirukkoyilar anicut system.	23,095	920	3,614	118	27,747	567	22,270	11,35,770
Do.	Shatiatepe anicut system.	30,453	783	4,765	272	36,273	182	33,355	32,35,435
Do.	Mehamattur anicut system.	4,478	43	529	4	5,054	92	4,464	5,66,928
Do.	Vriddhachalam anicut system.	8,888	117	449	15	9,469	13	8,910	10,51,380
Do.	Toludur project ..	15,879	180	4,783	20	20,862	62	16,349	19,29,182
Do.	Pelandorai anicut system.	11,954	178	504	20	12,656	86	12,044	13,85,060
Do.	Lower Coleroon anicut system.	83,706	761	4,919	181	89,567	310	87,809	1,07,12,698
Tanjore	Do.	22,205	718	1,850	172	24,946	206	23,381	15,36,546
			Total	105,911	1,479	6,769	354	114,513	516	111,090	1,22,49,244
Tanjore	Cauvery delta system ..	790,326	27,204	67,787	2,963	888,280	12,210	828,447	5,38,49,055
Trichinopoly	Do.	34,506	2,263	15,524	1,266	53,559	1,797	49,562	51,51,820
			Total	824,832	29,467	83,311	4,229	941,839	14,007	878,009	5,93,00,875
Trichinopoly	Nandiyar channel system.	5,649	692	1,934	267	8,548	468	6,426	5,20,506
Madura	Periyar system ..	128,390	100	49,547	53	178,090	2,477	167,595	1,92,73,425
Tinnevely..	Srivaikuntam anicut system.	22,182	1,054	17,931	349	41,516	701	38,814	23,28,840
Do.	Marudur anicut system ..	16,767	244	15,052	107	32,170	644	30,136	23,80,744
Kurnool	Cambum tank ..	5,391	119	254	14	5,758	414	4,594	3,29,560
			Total of Productive Works.	8,101,543	69,083	482,971	17,089	3,670,686	43,512	3,442,708	34,48,12,667

E-III—Statement showing the area actually irrigated by flow and lift under Productive and Unproductive Works and the value of crops raised thereon for fasli 1336 (1926-27)—cont.

Districts.	Names of systems.	Area actually irrigated.						Value of crops.	
		First crop.		Second crop.		Total.	Both seasons.	Paddy.	
		Flow.	Lift.	Flow.	Lift.			Area irrigated.	Estimated value.
(1)	(2)	(3)	(4)	(5)	(6)	(7)	(8)	(9)	(10)
	(ii) <i>Unproductive Works.</i>	ACS.	ACS.	ACS.	ACS.	ACS.	ACS.	ACS.	RS.
Ganjam	Ruehikulya system ..	106,087	1,054	931	518	108,590	419	106,338	80,81,688
Vizagapatam	Nagavalli river project ..	24,197	168	1,290	34	25,689	9	24,392	17,31,832
Kistna	Muniyuru project ..	6,775	84	6,859	..	6,770	7,51,470
Do.	Peddabayudu tank of Chinnaraopalem.	Nil.				For fasli 1336.			
Guntur	Jangamaheswarapuram tank.	381	1	382	..	177	1,770
Do.	Atnakur tank	383	3	386	..	242	7,744
Do.	Dondapad tank	200	200	..	181	9,412
Do.	Bhavanasi tank	429	44	111	..	584	..	378	23,872
Nellore	Mopad project	4,305	11	803	1	5,120	3	3,674	3,85,770
Do.	Hajipuram tank	435	435
Do.	Ponnalur tank	664	..	28	..	692	..	277	24,930
Do.	Anamasamudram Birapuram tank.	523	523
Do.	Yetur tank	79	5	1	..	85	..	78	3,978

Cuddapah	Bagilera system	3,317	63	60	1	3,441	22	2,692	1,93,824
Do.	Chepad channel	..	7,131	19	637	1	7,788	24	5,959	4,82,679
Do.	Nagavaram anicut and supply channel.		584	7	380	7	978	52	595	45,220
Kurnool	Markapur tank	950	2	12	..	964	1	745	69,285
Do.	Kocheruvu tank	106	..	26	..	132	21	12	1,092
Do.	Siddapur tank	Nil.				For fasli 1336.			
Do.	Venkatapuram tank	222	..	81	..	303	..	302	41,374
Do.	Kurnool-Cuddapah canal.		39,214	183	5,211	20	44,628	353	17,263	16,92,264
Cuddapah	Do.		28,164	432	4,273	70	32,939	1,134	17,117	14,72,062
			Total ..		67,378	615	9,484	90	77,567	1,493	34,385	31,64,326
Anantapur	Yellanur tank	584	..	188	..	772	..	270	14,040
Salem	Barur tank	2,839	15	876	5	3,735	352	2,036	1,24,196
Coimbatore	Kanniyampalayam anicut.		190	190	..	189	22,680
Chingleput	Madras water-supply and irrigation system.		6,332	411	536	104	7,383	274	6,244	8,74,160
Do.	Vallur anicut system	2,827	565	107	48	4,547	71	4,191	6,91,616
Trichinopoly	Panjapatti reservoir project.		65	65	130	..	130	14,040
			Total of Unproductive Works.		237,983	3,132	15,551	809	257,475	2,741	200,252	1,67,60,897
			Grand Total of Productive and Unproductive Works.		3,339,526	72,215	498,522	17,898	3,928,161	46,253	3,642,960	36,15,73,564

Notes.—(1) The area under ' both seasons ' is included under first and second crops.

(2) The areas in columns (3) to (7) include extent under ' withered crops ' but exclude ' waste charged '.

(3) Prepared by the Board of Revenue—vide B.P. No. 94, dated 14th December 1927.

E-III—Statement showing the area actually irrigated by flow and lift under Productive and Unproductive Works and the value of crops raised thereon for fasli 1336 (1926-27)—cont.

Districts.	Names of systems.	Value of crops.					
		Ragi.		Other crops.		Total.	
		Area irrigated.	Estimated value.	Area irrigated.	Estimated value.	Area irrigated.	Estimated value.
		(11)	(12)	(13)	(14)	(15)	(16)
	(i) <i>Productive Works</i> —cont.	ACS.	RS.	ACS.	RS.	ACS.	RS.
Ganjam	Ganjam minor rivers system.	1,716	78,936	4,044	48,528	70,157	50,21,636
East Godavari	Godavari delta system ..	1,403	94,001	29,262	41,84,466	455,551	7,01,35,797
West Godavari	Do. ..	854	62,342	38,256	15,30,240	553,577	5,76,69,485
Kistna	Do.	314	11,932
	Total ..	2,267	1,56,343	67,518	57,14,706	1,009,442	12,78,17,214
West Godavari	Kistna delta system	152	912	37,419	47,71,088
Kistna	Do. ..	750	57,000	10,594	3,91,978	410,707	5,15,67,442
Guntur	Do. ..	1,296	58,320	7,382	2,14,078	325,481	2,27,61,861
	Total ..	2,046	1,15,320	18,128	6,06,968	773,557	7,91,00,891
Kistna	Divi pumping system ..	3	1,503	3	6	36,631	41,40,134
Nellore	Penner river canals system.	2,204	1,47,668	3,080	1,97,120	153,959	1,46,17,588
Coimbatore	Arakkankottai channel ..	40	2,880	111	16,317	5,285	7,99,565
Do.	Tadepalli channel ..	218	14,824	1,486	2,88,284	17,475	25,58,361
Do.	Kalingarayan channel ..	1,720	1,90,920	3,950	6,95,200	23,648	35,46,864
North Arcot	Palar ancient system ..	4,844	2,95,484	2,598	88,332	55,263	28,70,508
Chingleput	Do. ..	1,488	1,32,432	690	12,420	22,320	23,20,188
	Total ..	6,332	4,27,916	3,288	1,00,752	77,583	51,90,696

Chingleput	Chembrambakkam tank ..	241	12,773	1,046	2,67,776	17,307	24,11,209
North Arcot	Poiney anicut system ..	2,935	1,73,165	1,877	26,278	24,450	14,75,913
Chittoor	Do.	201	15,678	138	690	1,442	1,55,346
	Total	3,136	1,88,843	2,015	26,968	25,892	16,31,259
North Arcot	Cheyyar anicut system ..	2,144	1,37,216	550	11,800	24,786	16,92,656
Chingleput	Do.	16	1,456	7	119	469	49,297
	Total	2,160	1,38,672	557	11,919	25,255	17,41,953
South Arcot	Tirukkoyilur anicut system.	2,779	1,47,287	2,698	1,02,574	27,747	13,85,561
Do.	Shatitope anicut system.	1,597	1,06,999	1,321	42,272	36,273	33,84,706
Do.	Mebamattur anicut system.	198	18,810	392	25,480	5,054	6,11,218
Do.	Vriddhachalam anicut system.	254	20,574	305	14,335	9,469	10,86,289
Do.	Toludur project	475	43,700	4,038	1,37,292	20,862	21,10,174
Do.	Pelandorai anicut system.	333	30,303	279	26,784	12,656	14,42,147
Do.	Lower Coleroon anicut system.	568	54,528	1,190	86,870	89,567	1,08,54,096
Tanjore	Do.	640	32,000	1,025	2,42,925	24,946	18,11,471
	Total	1,208	86,528	2,215	3,29,795	114,513	1,26,65,567
Tanjore	Cauvery delta system ..	18,677	9,33,850	41,156	1,03,20,156	888,250	6,51,13,061
Trichinopoly	Do.	1,132	87,164	2,855	1,94,820	53,559	57,33,804
	Total	19,809	10,21,014	44,021	1,05,24,976	941,839	7,08,46,865
Trichinopoly	Nandiyar channel system.	802	54,536	1,320	88,440	9,548	6,63,482
Madura	Periyar system	4,809	3,41,439	5,656	5,57,228	178,090	2,01,72,092
Tinnevely	Srivaikuntam anicut system	283	10,754	2,419	2,22,548	41,516	25,62,142
Do.	Marudur anicut system ..	260	11,440	1,774	2,85,614	32,170	26,77,798
Kurnool	Cumbum tank	222	10,212	1,142	13,704	5,768	3,53,466
	Total of Productive Works.	55,102	33,80,194	172,876	2,03,45,536	3,670,686	36,85,38,397

E-III.—Statement showing the area actually irrigated by flow and lift under Productive and Unproductive Works and the value of crops raised thereon for fasli 1336 (1926-27)—cont.

Districts.	Names of systems.	Value of crops—cont.					
		Ragi.		Other crops.		Total.	
		Area irrigated. (11)	Estimated value. (12)	Area irrigated. (13)	Estimated value. (14)	Area irrigated. (15)	Estimated value. (16)
	(ii) <i>Unproductive Works</i> —cont.	ACS.	RS.	ACS.	RS.	ACS.	RS.
Ganjam	Rushikulya system ..	1,023	48,081	1,229	1,74,518	108,590	83,04,287
Vizagapatam	Nagavalli river project ..	262	19,126	1,035	16,560	25,689	17,67,518
Kistna	Muniyuru project ..	1	58	88	264	6,859	7,51,792
Do.	Peddanayudu tank of Chinnaraopalem.
Guntur	Jangamaheewarapuram tank.	205	4,100	382	5,870
Do.	Atmakur tank	4	104	140	3,500	386	11,348
Do.	Dondapad tank	15	810	4	232	200	10,454
Do.	Bhavauasi tank	21	1,008	190	5,510	584	30,390
Nellore	Mopad project	574	41,902	872	54,064	5,120	4,81,736
Do.	Hajipuram tank	327	34,335	108	1,620	435	35,955
Do.	Ponnalur tank	14	1,330	401	20,050	692	46,310
Do.	Anamasamudram Biraperu tank.	72	1,872	451	6,765	523	8,637
Do.	Ierur tank	7	294	86	4,272

Cuddapah	Sagileru system	240	14,640	509	8,144	3,441	2,16,608
Do.	Cbeпад channel	825	52,800	1,004	11,044	7,788	5,46,523
Do.	Nagavaram anicut and supply channel.	93	7,254	290	4,060	978	56,534
Kurnool	Markapur tank	104	5,200	115	1,610	964	76,095
Do.	Koerberuvu tank	120	8,160	132	9,252
Do.	Siddapur tank
Do.	Venkatapuram tank	1	73	303	41,447
Do.	Kurnool-Cuddapah canal.	85	6,885	27,275	7,90,975	4,628	24,90,124
Cuddapah	Do.	5,222	4,07,316	10,600	2,65,000	32,939	21,44,378
			Total ..	5,307	4,14,201	37,875	10,55,975	77,567	46,54,502
Anantapur	Yellanur tank	120	5,400	382	382	772	19,822
Salem	Barur tank	438	13,578	1,261	1,04,663	3,735	2,42,437
Coimbatore	Kanniyampalayam Anicut.	1	100	190	22,780
Chingleput	Madras water-supply and irrigation system.	346	24,220	793	1,43,533	7,383	10,41,913
Do.	Vallur anicut system ..	160	11,680	196	36,260	4,547	7,39,455
Trichinopoly	Panjapatli reservoir Project.	130	14,040
			Total of Unproductive Works.	9,953	6,97,893	47,270	16,61,187	257,475	1,91,19,977
			Grand Total of Productive and Unproductive Works.	65,055	40,78,087	220,146	2,20,06,723	3,928,161	38,76,58,374

NOTE.—(1) The area under ' both seasons ' is included under first and second crops.

(2) The areas in columns (3) to (7) include extent under ' withered crops ' but exclude ' waste charged '.

(3) Prepared by the Board of Revenue—vide R.P. No. 94, dated 14th December 1927.

E-IV.—Comparative statement of irrigation and rainfall in the Madras Presidency for the revenue year ending 30th June 1927.

Civil districts.	Of the civil districts.			Works supplying irrigation.		Culturable area commanded by the irrigation works in column (6) in acres.	Area at present estimated as annually irrigable by the works as specified in column (6) in acres.	Area irrigated in acres.		
	Total area in acres.	Culturable area in acres.	Cultivated area in acres.	No.	Name.			Revenue year ending 30th June 1926.		
								Kharif, I Crop.	Rabi, II Crop.	Total.
(1)	(2)	(3)	(4)	(5)	(6)	(7)	(8)	(9)	(10)	(11)
Ganjam ..	5,364,818	3,901,887	1,817,336	1	Ganjam minor rivers system.	64,000	59,000	63,517	5,255	68,772
				2	Rushikulya system ..	142,000	106,000	106,227	1,361	107,588
				3	Minor Works ..	130,612	130,612	121,693	8,662	130,355
					Total ..	336,612	295,612	291,437	15,278	306,715
Vizagapatam ..	10,999,240	5,827,508	3,066,852	1	Nagavalli river project ..	31,200	26,000	24,035	463	24,498
				2	Minor Works ..	94,973	94,973	89,036	11,815	100,851
					Total ..	126,173	120,973	113,071	12,278	125,349
East Godavari-	4,582,445	1,581,733	1,261,372	1	Godavari delta system ..	396,253	377,000	352,602	74,502	427,104
				2	Minor Works ..	88,323	88,323	79,018	5,560	84,578
					Total ..	484,576	465,323	431,620	80,062	511,682
West Godavari.	1,504,993	1,260,062	949,055	1	Godavari delta system ..	565,000	414,500	400,149	139,159	539,308
				2	Kistna delta system	35,114	56	35,170
				3	Minor Works ..	43,033	43,033	37,886	929	38,815
					Total ..	608,033	457,533	473,149	140,144	613,293
Kistna ..	2,016,692	1,645,127	1,177,880	1	Kistna delta system ..	543,000	430,000	393,826	588	394,414
				2	Godavari delta system	281	111	392
				3	Divi pumping system ..	80,000	40,000	33,438	..	33,438
				4	Muniyeru project ..	13,024	10,000	6,560	7	6,567
				5*	Peddannayudu tank
				6	Minor Works ..	16,705	16,705	14,422	158	14,580
					Total ..	652,729	496,705	448,527	864	449,391

Guntur	3,683,824	2,814,532	2,221,383	1	Kistna delta system ..	357,000	320,000	314,070	319	314,389
				2	Bhavanasi tank ..	2,448	841	399	233	632
				3	Dondapad tank ..	2,880	1,930	255	77	332
				4	Atmakur tank ..	1,160	1,160	360	3	363
				5	Jangamaheswarapuram tank.	960	960	491	23	614
				6	Minor Works ..	25,958	25,958	22,042	2,111	24,153
					Total ..	390,406	350,849	337,617	2,766	340,383
Kurnool †	4,825,849	2,867,130	2,079,470	1	Kurnool-Cuddapah canal.	319,869	103,743	31,399	4,151	35,556
				2	Venkatapuram tank ..	1,700	215	160	29	189
				3	Cumbum tank ..	6,000	5,980	5,377	1,842	7,219
				4	Markapur tank ..	1,701	1,583	1,490	590	2,080
				5	Siddhapur tank ..	4,250	3,780	295	..	295
				6	Koohervu tank ..	1,026	148	111	25	136
				7	Minor Works ..	43,732	43,732	40,276	7,493	47,769
	Total ..	378,278	159,131	79,108	14,130	93,238				
Bellary †	3,649,806	3,054,397	2,427,212	..	Minor Works ..	55,714	55,714	45,028	7,949	55,977
Anantapur	4,272,980	3,278,706	2,080,696	1	Yellanur tank ..	1,641	914	715	68	783
				2	Minor Works ..	153,619	153,519	112,869	21,664	134,533
					Total ..	155,160	154,433	113,584	21,732	135,316
Cuddapah	3,724,695	2,036,537	1,130,806	1	Kurnool-Cuddapah canal, including Chepad channel.	37,700	19,676	35,198	3,626	38,824
				2	Sagileru system ..	26,576	4,664	3,971	1,494	5,465
				3	Nagavaram ancient and supply channel.	894	894	594	465	1,059
				4	Minor Works ..	101,166	101,166	96,495	39,605	136,100
	Total ..	166,356	126,400	136,268	45,190	181,448				
Nellore	5,087,200	2,986,138	1,294,615	1	Pennér river canal system.	190,000	147,274	153,114	48,158	201,272
				2	Mopad project ..	13,890	12,500	4,950	1,368	6,318
				3	Ponnalur tank ..	1,973	1,000	763	163	926
				4	Anamasamudram-Biraperu tank.	1,000	961	955	298	1,253
				5	Yerur tank ..	3,176	1,470	1,196	..	1,196
				6	Hajipuram tank ..	2,900	1,420	696	594	1,290
				7	Minor Works ..	129,943	129,943	131,450	42,960	174,410
	Total ..	342,892	294,568	293,124	93,541	386,665				

* Excluding Feudatory States.

† The tank breached in 1925-26 and there is no irrigation under it.

E-IV.—Comparative statement of irrigation and rainfall in the Madras Presidency for the revenue year ending 30th June 1927—cont.

Civil districts.	Of the civil districts.			Works supplying irrigation.		Culturable area commanded by the irrigation works in column (6) in acres.	Area at present estimated as annually irrigable by the works as specified in column (6) in acres.	Area irrigated in acres.		
	Total area in acres.	Culturable area in acres.	Cultivated area in acres.	No.	Name.			Revenue year ending 30th June 1926.		
								Kharif, I Crop.	Rabi, II Crop.	Total.
(1)	(2)	(3)	(4)	(5)	(6)	(7)	(8)	(9)	(10)	(11)
Chingleput ..	1,965,897	1,120,828	909,073	1	Palar anicut system ..	24,102	24,102	20,250	9,466	29,716
				2	Chembrambakkam tank ..	24,478	18,000	12,490	2,820	15,310
				3	Vallūr anicut system ..	6,794	5,216	4,647	365	5,002
				4	Cheyyar anicut system ..	540	494	440	313	753
				5	Madras water-supply and irrigation system.	10,165	9,852	6,829	3,753	10,582
				6	Minor Works	358,789	358,789	330,026	149,960	479,986
					Total	424,868	416,453	374,672	166,677	541,349
South Arcot ..	2,693,098	1,841,084	1,506,065	1	Lower Coleroon anicut system.	86,000	84,244	84,257	4,757	89,014
				2	Shatiatope anicut system.	43,965	34,025	30,179	2,793	32,972
				3	Vriddhachalam anicut system.	16,359	8,829	8,592	481	9,073
				4	Mehamattūr anicut system.	10,651	4,555	4,523	157	4,680
				5	Tirukkoyilūr anicut system.	45,977	30,954	25,140	5,766	30,956
				6	Pelandorai anicut system.	16,677	12,837	11,592	280	11,872
				7	Toludur project	25,000	9,348	11,854	2,009	13,863
				8	Minor Works	289,006	289,006	276,245	116,128	392,373
	Total	533,535	473,798	452,432	132,371	584,803				
North Arcot ..	3,170,935	1,731,130	1,320,568	1	Palar anicut system ..	80,930	54,566	40,404	21,466	71,870
				2	Cheyyar do.	28,921	21,969	19,506	14,169	33,675
				3	Poiney do.	23,824	22,462	18,673	7,877	26,550
				4	Minor Works	217,053	217,033	197,287	98,122	295,409
					Total	350,708	316,030	285,870	141,634	427,504

Chittoor ..	3,590,816	1,624,893	800,818	1	Poiney anicut system	1,381	635	2,016
				2	Minor Works	109,986	109,986	85,915	30,047	115,962
					Total ..	109,986	109,986	97,296	30,682	117,978
Salem ..	4,423,916	2,639,140	1,866,236	1	Barur tank	6,887	6,887	2,788	784	3,579
				2	Minor Works	102,490	102,490	86,139	33,693	119,832
					Total ..	109,377	109,377	88,927	34,477	123,404
Coimbatore ..	4,628,128	2,779,217	2,158,258	1	Tadepalli channel ..	16,000	15,000	15,070	1,582	16,652
				2	Arakkankottai channel ..	6,000	4,750	4,617	545	5,162
				3	Kalingarayan channel ..	15,000	12,000	12,114	10,878	22,999
				4	Kanniyampalayam anicut.	1,600	190	169	..	168
				5	Minor Works	68,897	68,897	67,100	18,452	85,552
					Total ..	107,497	100,837	99,070	31,467	130,527
Trichinopoly.*	2,815,822	2,193,185	1,383,726	1	Cauvery delta system ..	44,657	44,008	36,676	17,110	53,786
				2	Nandiyar channel	9,480	6,620	6,390	2,379	8,769
				3	Panjapatti reservoir ..	900	600	15	23	38
				4	Minor Works	161,808	161,808	140,441	50,031	190,472
					Total ..	216,855	213,036	183,522	69,543	253,065
Tanjore ..	2,386,320	1,735,573	1,458,243	1	Cauvery delta system ..	864,367	856,918	808,871	73,185	882,056
				2	Lower Coleroon anicut system.	31,233	23,685	22,435	1,795	24,230
				3	Minor Works	68,790	68,790	56,071	8,718	64,789
					Total ..	964,390	949,393	887,377	83,698	971,075
Madura ..	3,155,652	2,156,488	1,393,024	1	Periyar system	Not known.	143,000	127,678	50,112	177,790
				2	Minor Works	128,288	128,288	110,812	31,233	142,045
					Total ..	128,288	271,288	238,490	81,345	319,835
Ramad ..	2,314,598	1,844,440	1,191,127	..	Minor Works	34,652	34,652	36,300	14,847	51,147
Tinnevely ..	2,788,317	1,931,458	1,393,774	1	Srivaikuntam anicut system.	33,500	23,014	22,528	14,879	37,407
				2	Marudur anicut system ..	17,920	17,920	16,968	14,407	31,375
				3	Minor Works	177,250	177,250	175,465	101,830	277,295
					Total ..	228,670	218,184	214,961	131,116	346,077
Grand Total ..	88,845,541	62,853,193	34,828,491	1	Total of Productive and Unproductive Works.	4,305,158	3,589,608	3,359,424	549,814	3,909,238
				2	Total of Minor Works ..	2,600,667	2,600,667	2,355,016	801,967	3,156,983
					Total ..	6,905,825	6,190,275	5,714,440	1,351,781	7,066,221

* Excluding Feudatory States.

E-IV.—Comparative statement of irrigation and rainfall in the Madras Presidency for the revenue year ending 30th June 1927—cont.

Civil districts.	Of the civil districts.			Works supplying irrigation.		Area irrigated in acres.			Rainfall in inches.	
	Total area in acres.	Culturable area in acres.	Cultivated area in acres.	No.	Name.	Revenue year ending 30th June 1927.			1925-26.	1926-27.
						Kharif, I Crop.	Rabi, II Crop.	Total.		
						(12)	(13)	(14)	(15)	(16)
Ganjam ..	5,364,818	3,901,887	1,817,336	1	Ganjam minor rivers system.	64,539	5,618	70,157	63.13	36.45
				2	Rushikulya system ..	107,141	1,449	108,590		
				3	Minor Works ..	125,285	5,519	130,804		
					Total ..	296,965	12,586	309,551		
Vizagapatam..	10,999,240	5,827,508	3,066,852	1	Nagavalli river project ..	24,365	1,324	25,689	51.35	33.53
				2	Minor Works ..	89,956	9,820	99,776		
					Total ..	114,321	11,144	125,465		
East Gōdāvari.	4,582,445	1,581,733	1,261,372	1	Godavari delta system ..	354,458	101,093	455,551	53.01	39.47
				2	Minor Works ..	81,307	2,368	83,675		
					Total ..	435,765	103,461	539,226		
West Godavari.	1,504,993	1,260,062	949,955	1	Godavari delta system ..	402,436	151,141	553,577	52.62	33.94
				2	Kistna delta system ..	37,249	170	37,419		
				3	Minor Works ..	38,917	199	39,116		
					Total ..	478,602	151,510	630,112		
Kistna ..	2,016,692	1,645,127	1,177,860	1	Kistna delta system ..	410,111	596	410,707	49.73	24.05
				2	Godavari delta system ..	308	6	314		
				3	Divi pumping system ..	36,630	1	36,631		
				4	Maniyeru project ..	6,869	..	6,869		
				5	Pedd-nayudu tank		
				6	Minor Works ..	14,506	34	14,540		
	Total ..	468,414	637	469,051						

Guntur	3,688,824	2,814,532	2,221,383	1	Kistna delta system ..	324,897	584	325,431	42-06	19-90
				2	Bhavanasi tank	473	111	584		
				3	Dondapad tank	200	..	200		
				4	Atmakur tank	386	..	386		
				5	Jangamsheswarapuram tank.	382	..	382		
				6	Minor Works	18,561	437	18,998		
				Total ..	344,899	1,082	345,981			
Kurnool *	4,825,849	2,867,130	2,079,470	1	Kurnool-Cuddapah canal.	39,397	5,231	44,628	29-41	17-60
				2	Venkatapuram tank ..	222	81	303		
				3	Cumbum tank	5,510	248	5,758		
				4	Markapur tank	952	12	964		
				5	Siddhapur tank		
				6	Koobervu tank	106	26	132		
				7	Minor Works	36,440	1,517	37,957		
				Total ..	82,627	7,115	89,742			
Bellary *	3,649,806	3,054,397	2,427,212	..	Minor Works	46,646	8,388	55,034	23-88	18-21
Anantapur ..	4,272,980	3,278,706	2,080,696	1	Yellanur tank	584	188	772	24-19	18-62
				2	Minor Works	116,636	29,502	146,138		
					Total ..	117,220	29,690	146,910		
Cuddapah ..	3,724,695	2,086,537	1,130,806	1	Kurnool-Cuddapah canal, including Chepad channel.	35,746	4,981	40,727	36-59	22-14
				2	Sagileru system	3,380	61	3,441		
				3	Nagavaram anicut and supply channel.	591	387	978		
				4	Minor Works	86,276	20,521	106,797		
				Total ..	125,993	25,950	151,943			
Nellore ..	5,087,200	2,986,138	1,294,616	1	Penner river canals system.	160,670	3,289	163,959	56-69	22-02
				2	Mopad project	4,316	804	5,120		
				3	Ponnalur tank	664	28	692		
				4	Anabiasamudram-Biraperu tank.	523	..	523		
				5	Yerur tank	84	1	85		
				6	Hajipuram tank	435	..	435		
				7	Minor Works	106,373	6,055	112,428		
				Total ..	263,065	10,177	273,242			

* Excluding Feudatory States.

E-IV.—Comparative statement of irrigation and rainfall in the Madras Presidency for the revenue year ending 30th June 1927—*cont.*

Civil districts.	Of the civil districts.			Works supplying irrigation.		Area irrigated in acres.			Rainfall in inches.	
	Total area in acres.	Culturable area in acres.	Cultivated area in acres.	No.	Name.	Revenue year ending 30th June 1927.			1925-26.	1926-27.
						Kharif, I Crop.	Rabi, II Crop.	Total.		
						(12)	(13)	(14)	(15)	(16)
Chingleput ..	1,965,897	1,120,828	909,073	1	Palar anicut system ..	19,891	2,429	22,320	61.72	30.07
				2	Chembrambakkam tank ..	12,415	4,892	17,307		
				3	Vallur anicut system ..	4,392	155	4,547		
				4	Cheyyar anicut system ..	411	58	469		
				5	Madras water-supply and irrigation system.	6,743	640	7,383		
				6	Minor Works	318,666	54,665	373,331		
					Total	362,518	52,739	425,257		
South Arcot ..	2,693,098	1,841,084	1,506,065	1	Lower Coleroon anicut system.	34,467	5,100	39,567	58.88	31.08
				2	Shattatope anicut system.	31,236	5,037	36,273		
				3	Vriddhachalam anicut system.	9,005	464	9,469		
				4	Meharattur anicut system.	4,521	533	5,054		
				5	Tirukkoyilur anicut system.	24,015	3,732	27,747		
				6	Pelandorai anicut system.	12,132	524	12,656		
				7	Toludur project	16,059	4,803	20,862		
				8	Minor Works	260,203	57,148	317,351		
	Total	441,638	77,341	518,979						
North Arcot ..	3,170,935	1,731,130	1,320,568	1	Palar anicut system ..	46,660	3,603	50,263	41.78	29.17
				2	Cheyyar do.	18,991	5,795	24,786		
				3	Poiney do.	19,703	4,747	24,450		
				4	Minor Works	182,935	43,760	226,695		
	Total	267,287	63,905	331,192						

Chittoor ..	3,590,316	1,624,893	800,818	1,128	314	1,442	39-98	29-82
				79,155	21,509	100,664		
Salem ..	4,423,916	2,639,140	1,806,238	80,283	21,823	102,105	29-79	24-31
				2,854	881	3,735		
Coimbatore ..	4,628,128	2,779,217	2,158,258	85,830	26,040	111,870	31-53	22-37
				88,684	26,921	115,605		
				15,118	2,357	17,475		
				4,629	656	5,285		
				12,131	11,517	23,648		
Tiruchinopoly. *	2,815,822	2,193,185	1,383,726	190	..	190	33-09	24-08
				66,203	17,678	83,881		
				98,271	32,208	130,479		
				36,769	16,790	53,559		
Tanjore ..	2,386,320	1,735,573	1,458,243	6,347	2,201	8,548	51-43	36-52
				130	..	130		
				139,930	43,634	183,564		
				183,236	62,625	245,861		
Madura ..	3,155,652	2,158,488	1,393,024	817,530	70,750	888,280	39-34	28-64
				22,923	2,023	24,946		
				56,156	2,895	59,051		
Ramanad ..	2,314,598	1,844,440	1,191,127	896,609	75,668	972,277	33-37	24-71
				128,490	49,600	178,090		
				109,307	31,276	140,583		
Tinnevelly ..	2,788,317	1,931,458	1,393,774	237,737	80,876	318,613	43-64	29-53
				28,479	8,611	37,090		
				23,236	18,280	41,516		
Grand Total ..	83,645,541	52,853,193	34,828,491	17,011	15,159	32,170	43-36	27-10
				162,268	95,169	257,437		
				202,516	228,608	331,123		
				3,411,741	616,420	3,928,161		
				2,250,093	486,645	2,736,738		
				5,661,834	1,003,065	6,664,899		

* Excluding Feudatory States.

F-I.—Statement showing the water-rates per acre which were in force under Productive and Unproductive Works in the Madras Presidency during the year ending 30th June 1927.

192

Description of crop.	Godavari and Krishna anicut (except Government dry lands on which differential water- rates are levied).	Divi pumping system.	Periyar system.*	Bhavanasi and Siddapur.	Venkatapuram tank.	Mopad.	Toludur reservoir.	Kanniyamulayam anicut. †	Panjapatti reservoir project.	Other systems (in tracts where the differential water-rate system does not prevail). ‡
	RS. A. P.	RS. A. P.	RS. A. P.	RS. A. P.	RS. A. P.	RS. A. P.	RS. A. P.	RS. A. P.	RS. A. P.	RS. A. P.
1. Single wet crop	5 0 0	5 0 0	5 0 0	9 6 0	4 3 0	7 13 0	6 4 0	..	6 4 0	..
2. Second wet crop	5 6 0	2 8 0 <i>plus half the dry assess- ment.</i>	3 0 0	4 11 0	2 1 0	3 15 0	3 2 0	..	3 2 0	..
3. Second wet crop (if compounded for two crops for a term of not less than five years).	8 2 0
4. Second dry crop on irrigated land except where the landholder has compounded under clause 3.	2 8 0	2 8 0
5. For sugarcane, betel and other garden produce remaining on the ground for the time of two crops.	10 0 0	..	8 0 0	14 1 0	6 4 0	11 12 0	9 6 0
6. For sugarcane, betel and other garden produce remaining on the ground for the time of two crops, if compounded for a term of not less than five years.	8 2 0
7. For a dry crop, whether first or second, grown on land for which irrigation has never been supplied or having been once sup- plied has been since discontinued.	2 8 0	2 8 0	..	4 11 0	2 1 0	3 15 0
8. For a third irrigated crop (wet)	2 0 0	2 0 0	2 0 0
9. Do. (dry)	1 0 0	1 0 0	1 0 0
10. Dry crop systematically irrigated	5 0 0	5 0 0

APPENDIX I

11. The charge for a single wet crop when the Collector considers the supply of water to be precarious.	2 8 0	2 8 0
12. Second wet crop in the case of zamindari and inam lands.	..	5 0 0
13. Second wet crop in the case of zamindari and inam lands where the cultivator has compounded for two crops for a term of not less than five years.	..	8 2 0
14. For sugarcane, betel and other garden produce remaining on the ground for the time of two crops.	..	7 8 0 <i>plus half the dry assessment.</i>
15. For sugarcane, betel and other garden produce in zamindari and inam lands remaining on the ground for the time of two crops.	..	10 0 0
16. For sugarcane, betel and other garden produce in zamindari and inam lands remaining on the ground for the time of two crops, if the cultivator has compounded for a term of not less than five years.	..	8 2 0
17 to 20. Nil
21. For a first dry crop systematically irrigated.	5 0 0
22. For a second dry crop systematically irrigated.	3 0 0
23. For a first or second dry crop occasionally irrigated.	2 8 0
24. Special crops like onions, sweet potatoes, chillies, tobacco (the same as for a dry crop systematically irrigated).	5 0 0
25. Mango topes, coconut topes and other tope plantations—										
(a) If they take water for a term of two wet crops.	8 0 0
(b) In other cases	5 0 0

NOTE.— When the water used for irrigation cannot be obtained without raising it by baling or by some mechanical contrivance, a deduction of one-fourth of the water-rate will be made.

* Double the rates are levied when Periyar water is supplied to Government and minor inam dry lands in the Cumbum valley, Periyakulam taluk, to which extension of irrigation had been sanctioned.

† No charge for water for twenty years under G.O. No. 128 I., dated 17th March 1916.

APPENDIX II

I.—Statement showing the financial results of irrigation under Productive and Unproductive Works for fasli 1336 (1926-27).

Systems. (1)	Area charged as irrigated and area irrigated free of charge.						Direct receipts.		
	First crop.			Second crop.			Total land and irrigation revenue. (8)	Share due to irrigation. (9)	Deduct remissions and deductions. (10)
	Old irrigation. (2)	New irrigation. (3)	Total. (4)	Old irrigation. (5)	New irrigation. (6)	Total. (7)			
A. IRRIGATION WORKS.									
(i) PRODUCTIVE WORKS									
	ACS.	ACS.	ACS.	ACS.	ACS.	ACS.	RS.	RS.	RS.
1. Ganjam minor rivers system	51,260	14,520	65,780	..	5,618	5,618	2,34,939	1,59,558	6,928
2. Godavari delta system	156,150	621,217	777,367	..	252,307	252,307	52,22,521	42,15,003	36,665
3. Kistna delta system	70,710	712,903	783,613	..	1,305	1,305	47,84,211	39,90,105	5,240
4. Divi pumping system	9,900	27,054	36,954	..	1	1	1,80,659	1,80,659	3,989
5. Penner river canals system	59,080	57,546	156,626	1,050	2,239	3,289	9,29,758	7,60,354	27,317
6. Arakkankottai channel	2,730	1,926	4,656	10	646	656	44,661	38,537	..
7. Tadepalli channel	9,990	5,210	15,200	170	2,187	2,357	1,59,659	1,37,360	..
8. Kalingarayan channel	8,300	3,936	12,236	8,350	3,167	11,517	1,51,098	1,33,547	..
9. Palar anicut system	53,890	17,626	71,516	15,070	—	2,009	18,371	4,18,292	5,11,703
10. Chevabrahakam tank	11,370	1,739	13,109	1,160	3,743	4,903	84,518	62,601	4,065
11. Poincy anicut system	15,550	7,039	22,589	2,500	2,561	5,061	1,45,023	1,02,232	8,077
12. Cheyyar anicut system	14,960	5,742	20,702	1,630	4,223	5,853	1,52,311	1,07,806	20,558
13. Tirukkoyilar anicut system	16,080	9,293	25,373	30	3,709	3,739	1,70,623	1,23,887	12,168
14. Shatiatepe anicut system	7,160	25,597	32,757	..	5,037	5,037	2,12,041	1,46,632	321
15. Mebamattur anicut system	990	3,600	4,590	..	533	533	36,676	25,935	978
16. Vriddhachalam anicut system	2,430	6,836	9,266	..	464	464	61,469	42,899	2
17. Toludur project	2,590	13,571	16,161	260	4,543	4,803	1,21,275	1,16,897	18
18. Lower Coleroon anicut system	44,760	65,077	109,837	170	6,953	7,123	8,39,249	5,29,529	607
19. Cauvery delta system	745,350	141,026	889,376	31,080	54,426	83,506	64,03,784	50,31,01	27,198
20. Nandiyar channel system	4,680	1,960	6,640	1,570	631	2,201	38,536	27,606	843
21. Periyar system	5,600	66,325	131,925	15,109	33,600	49,600	11,77,226	10,22,610	12,042
22. Srivaikuntam anicut system	14,580	10,745	25,125	5,850	12,400	18,280	2,82,308	2,40,534	1,223
23. Marudur anicut system	17,020	503	17,623	590	14,569	15,159	2,44,066	2,10,882	540
24. Combum tank	4,860	792	5,642	2,670	—	248	40,533	35,669	6,681
25. Pelandorai anicut system	2,120	10,462	12,582	100	421	524	78,908	56,885	..
Total of Productive Works	1,432,160	1,835,045	3,267,145	92,360	410,095	502,455	2,22,15,143	1,77,43,217	2,56,477

(ii) UNPRODUCTIVE WORKS.

26. Rushikulya system	58,100	50,930	1,09,030	..	1,449	1,449	3,80,559	2,57,855	1,814
27. Nagavalli river project	10,600	15,495	26,095	5,200	3,876	1,324	1,34,831	1,08,185	3,393
28. Muniyeru project	600	6,269	6,859	27,581	27,187	17
29. Peddanayudu tank of Chinnaraopalem.	..	Nil for fasli 1336
30. Jangamaheswarapuram tank ..	150	294	444	7	7	..	2,324	1,533	1,169
31. Atmakur tank	767	767	3,689	2,989	1,380
32. Bhavanasi tank	473	473	..	111	111	4,602	4,602	..
33. Dondapad tank	200	200	864	864	2
34. Mopad project	4,348	4,348	..	804	804	34,122	33,849	22
35. Hajipuram tank	562	562	3,145	2,524	1,790
36. Ponnalur tank	747	747	..	28	28	5,511	4,248	1,538
37. Anamasamudram-Biraperu tank..	900	221	679	80	80	..	4,485	3,977	3,275
38. Yerur tank	80	196	206	2	1	..	4,545	3,329	4,105
39. Sagileru system	3,900	290	3,610	700	639	61	18,963	16,634	2,717
40. Markapur tank	450	668	1,118	50	38	12	5,015	4,478	..
41. Yellanur tank	867	867	..	188	188	4,705	4,065	11
42. Kocheheruvu tank	182	37	145	50	24	26	971	853	208
43. Siddapur tank	Nil for fasli 1336
44. Nagavaram anicut and supply channel.	452	168	620	235	152	387	4,831	4,205	2
45. Venkatapuram tank	53	189	242	1	80	81	1,268	1,214	..
46. Karnool-Cuddapah canal	6,643	62,517	69,160	..	9,580	9,580	3,77,869	3,47,805	99
46A. Chepad channel	1,406	5,836	7,242	56	582	638	40,340	37,376	..
47. Barar tank	1,330	1,888	3,218	430	451	881	25,719	21,202	5,220
48. Madras water-supply and irrigation system.	5,630	1,884	7,514	780	136	644	31,957	23,621	2,356
49. Kanniyampalayam anicut system.*	..	190	190
50. Panjapatti reservoir project	130	130	812	812	..
51. Vallur anicut system	4,030	1,052	5,082	10	145	155	12,944	8,890	4,288
Total of Unproductive Works ..	94,506	155,042	249,548	7,601	8,769	16,370	11,31,652	9,22,297	33,406
Grand Total of Productive and Unproductive Works.	1,526,606	1,990,087	3,516,693	99,961	418,864	5,18,825	2,33,46,795	1,86,65,514	2,89,883

* Irrigation under the Kanniyampalayam anicut is not to be charged for twenty years from 1924—vide G.O. No. 128 I., dated 17th March 1916, and G.O. Mis. No. 30 I., dated 2nd February 1924.

1.—Statement showing the financial results of irrigation under Productive and Unproductive Works for fasli 1336 (1926-27)—cont.

	Direct receipts—cont.			Indirect receipts.				Total. (18)	Total of columns (13) and (18). (19)
	Net revenue due to irrigation. (11)	Deduct portion due to old irrigation. (12)	Increase of revenue due to the outlay incurred. (13)	Increment of land assessment due to irrigation. (14)	Land assessment of waste lands brought under irrigation. (15)	Land revenue of miscellaneous items. (16)	Interest on sale-proceeds of tank bed and other waste lands. (17)		
A. IRRIGATION WORKS.									
(i) PRODUCTIVE WORKS.	RS.	RS.	RS.		RS.	RS.	RS.	RS.	RS.
1. Ganjam minor rivers system ..	1,52,730	95,000	57,730	..	6,586	738	27	7,551	65,081
2. Godavari delta system ..	41,78,338	1,24,000	40,54,338	..	1,80,507	8,161	6,035	1,94,703	42,49,041
3. Kistna delta system ..	38,84,865	71,000	38,12,865	..	99,046	16,703	21,873	1,37,622	39,51,487
4. Divi pumping system ..	1,76,670	20,300	1,56,370	..	2,143	4,086	62,800	69,029	2,26,399
5. Penner river canals system ..	7,53,047	2,56,000	4,97,047	..	43,385	3,711	14,999	62,095	5,59,142
6. Arakkankottai channel ..	38,537	19,000	19,537	..	354	56	..	410	19,947
7. Tadepalli channel ..	1,37,360	76,000	61,360	..	2,861	39	..	2,900	64,260
8. Kalingarayan channel ..	1,33,454	85,000	48,454	..	419	61	..	483	48,937
9. Palar anicut system ..	2,29,779	1,25,000	1,04,779	..	15,486	320	1,009	16,815	1,21,594
10. Chembrambakkam tank ..	58,536	16,000	42,536	..	849	59	..	908	43,444
11. Poincy anicut system ..	1,01,155	38,000	63,155	..	5,281	131	50	5,462	68,617
12. Cheyyar anicut system ..	87,248	39,000	48,248	..	3,196	104	1,435	4,735	52,983
13. Tirukkoyilur anicut system ..	1,11,719	60,000	51,719	..	3,286	76	..	3,362	55,081
14. Shatitope anicut system ..	1,46,311	20,000	1,26,311	..	14,891	318	..	15,209	1,41,520
15. Mehamattur anicut system ..	24,957	4,000	20,957	..	28	23	..	51	21,008
16. Vriddachalam anicut system ..	42,897	8,500	34,397	..	277	17	..	294	34,691
17. Toludur project ..	1,16,879	10,590	1,06,289	1,06,289
18. Lower Coleroon anicut system ..	5,29,022	1,55,000	3,74,022	..	51,192	318	..	51,510	4,25,532
19. Cauvery delta system ..	50,09,403	34,00,000	16,09,403	..	1,07,501	10,571	258	1,18,330	17,27,733
20. Nandiyar channel system ..	26,793	17,000	9,793	..	36	18	..	54	9,847
21. Periyar system ..	10,10,574	2,04,000	8,06,574	..	6,894	4,940	67,578	79,412	8,85,986
22. Srivaiikuntam anicut system ..	2,39,311	79,000	1,50,311	..	1,423	67	..	1,490	1,61,801
23. Marudur anicut system ..	2,10,282	1,15,000	95,282	..	228	42	..	270	95,552
24. Cumbum tank ..	29,988	30,000	— 12	..	443	18	..	461	449
25. Pelandurai anicut system ..	56,885	3,000	53,885	..	55	21	..	76	53,961
Total of Productive Works ..	1,74,86,740	50,70,390	1,24,16,350	..	5,46,367	50,601	1,76,064	7,73,032	1,31,89,382

(ii) UNPRODUCTIVE WORKS.									
26. Rushikulya system	2,56,041	67,000	1,89,041	..	3,122	236	1,415	4,773	1,93,814
27. Nagavalli river project	1,04,792	37,400	67,392	..	1	1,092	15,173	16,266	83,658
28. Muniyeru project	27,170	2,500	24,670	..	2	58	..	60	24,730
29. Peddanayudu tank of Chinnarao- palem.
30. Jangamaheswarapuram tank ..	364	500	— 136	— 136
31. Atmakur tank	1,609	..	1,609	1,609
32. Bhavanasi tank	4,602	..	4,602	4,602
33. Dondapad tank	862	..	862	..	1	2	..	3	865
34. Mopad project	33,827	433	33,394	4,367	4,367	37,761
35. Hajipuram tank	734	..	734	15	..	15	749
36. Pennalur tank	2,710	..	2,710	2,710
37. Anamasamudram-Biraperu tank.	702	3,600	— 2,898	1	..	1	— 2,897
38. Yerur tank	— 776	425	— 1,201	64	..	64	— 1,137
39. Nagilevu system	13,917	17,800	— 3,883	4	..	4	— 3,879
40. Markapur tank	4,478	2,130	2,348	1	..	1	2,349
41. Yellalur tank	4,054	..	4,054	485	485	4,539
42. Kochcheruvu tank	645	980	— 335	— 335
43. Siddapur tank
44. Nagavaram anicut and supply channel.	4,203	2,256	1,947	1,947
45. Venkatapuram tank	1,214	164	1,050	1,050
46. Kurnool-Cuddapah canal	3,47,706	28,285	3,19,421	..	496	926	197	1,619	3,21,040
46A. Chepad channel	37,376	7,587	29,789	..	351	26	4	381	30,170
47. Barur tank	15,982	4,500	11,482	..	36	..	463	499	11,981
48. Madras Water-supply and Irriga- tion system.	21,265	11,000	10,265	..	441	21	..	462	10,727
49. Kanniyampalayam anicut sys- tem.
50. Panjapatti reservoir project ..	812	..	812	581	581	1,393
51. Vallur anicut system	4,602	5,000	— 398	..	1,067	7	..	1,074	676
Total of Unproductive Works ..	8,88,891	1,91,560	6,97,331	..	5,517	2,453	22,685	30,655	7,27,986
Grand Total of Productive and Unproductive Works.	1,83,75,631	52,61,950	1,31,13,681	..	5,51,884	53,054	1,98,749	8,03,687	1,39,17,368

* Includes (1) Rs. 9,693 representing interest on the estimated value of lands assigned to military men—vide G.O. Mis. No. 1256, Revenue, dated 11th August 1936.

(2) Rupees 5,192 representing interest on the estimated value of lands assigned to depressed classes

Statement No. 1—cont.

Systems.	Net receipts, direct and indirect.			Gross indirect receipts.		
	Actuals, 1925-26.	1926-27.		Actuals, 1925-26.	1926-27.	
		Revised estimates.	Actuals.		Revised estimates.	Actuals.
(i) PRODUCTIVE WORKS.	RS.	RS.	RS.	RS.	RS.	RS.
1. Ganjam minor rivers system	62,762	69,000	61,828	7,351	7,351	7,351
2. Godavari delta system	38,84,891	39,14,000	40,36,891	1,93,902	1,93,191	1,94,703
3. Kistna delta system	35,14,886	35,06,000	37,55,006	1,36,594	1,36,700	1,37,622
4. Divi pumping system	2,14,661	2,39,000	2,17,269	68,989	68,989	69,029
5. Penner river canals system	6,88,346	6,88,000	5,31,935	61,271	61,271	62,095
6. Arakkankottai channel	18,185	18,000	18,950	410	410	410
7. Tadepalli channel	62,111	62,000	61,047	2,900	2,900	2,900
8. Kalingarayan channel	46,993	46,000	46,490	483	483	483
9. Palar anicut system	2,09,795	1,81,000	1,15,565	16,815	16,815	16,815
10. Chembrambakkam tank	37,492	52,000	41,272	908	908	908
11. Poiney anicut system	73,604	55,000	65,189	5,462	5,462	5,462
12. Cheyyar anicut system	70,339	63,000	50,406	3,425	3,425	4,735
13. Urukkoyilur anicut system	70,070	79,000	52,327	3,362	3,362	3,362
14. Shatiatope anicut system	1,25,521	1,39,000	1,34,444	15,209	15,209	15,209
15. Mehamattur anicut system	19,359	20,000	19,958	51	51	51
16. Vriddhachalam anicut system	30,441	30,000	32,956	294	294	294
17. Toludur project	69,852	71,000	1,00,975
18. Lower Coleroon anicut system	3,98,303	4,07,000	4,04,255	51,510	51,710	51,510
19. Cauvery delta system	16,67,599	17,03,000	16,41,359	1,18,288	1,18,288	1,18,330
20. Nandiyar channel system	8,875	10,000	9,355	54	54	54
21. Periyar system	8,34,778	9,01,000	8,45,066	78,331	78,331	79,412
22. Srivaikuntam anicut system	1,42,933	1,45,000	1,53,711	1,490	1,490	1,490
23. Marudur anicut system	91,890	92,000	90,774	270	270	270
24. Cumbum tank	5,449	10,000	427	461	461	461
25. Pelandorai anicut system	50,481	51,000	51,263	76	76	76

(ii) UNPRODUCTIVE WORKS.

26. Rushikulya system	1,80,222	1,88,000	1,84,194	4,724	4,724	4,773
27. Nagavalli river project	77,169	1,07,000	80,234	16,053	30,093	16,266
28. Muniyeru project	22,693	22,000	23,493	60	60	60
29. Peddanayudu tank of Chinnaraopalem
30. Jangamaheswarapuram tank	1,164	1,000	— 129
31. Atmakur tank	1,605	2,000	1,629
32. Dondapad tank	1,130	1,000	822	3	3	3
33. Bhavanasi tank	4,657	5,000	4,372
34. Mopad project	42,762	34,000	36,091	4,340	4,340	4,967
35. Hajipuram tank	4,654	3,000	712	15	15	15
36. Ponnalur tank	4,888	5,000	2,674
37. Anamasamadram-Biraperu tank	1,290	1,000	— 2,752	1	1	1
38. Yerur tank	3,497	5,000	— 1,080	64	64	64
39. Sagileru system	4,358	3,000	— 3,685	4	4	4
40. Markapur tank	4,523	5,000	— 2,232	1	1	1
41. Yellanur tank	4,219	5,000	— 4,336	481	481	485
42. Kocheruvu tank	— 330	..	— 318
43. Siddapur tank	1,114	1,000
44. Nagavaram anicut and supply channel	2,013	1,000	.. 1,850
45. Venkatapuram tank	733	1,000	.. 997
46. Kurnool-Cuddapah canal	2,67,334	2,78,000	3,04,998	1,619	1,619	1,619
46A. Chepad channel	29,362	29,000	28,662	381	381	381
47. Barur tank	9,486	20,000	11,465	471	471	499
48. Kanniyampalayam anicut
49. Madras water-supply and irrigation system	18,315	17,000	10,191	462	462	462
50. Panjapatti reservoir project	785	1,000	1,352	564	564	581
51. Vallur anicut system	4,743	3,000	642	1,074	1,074	1,074

Prepared by the Board of Revenue—vide B.P. No. 78, dated 31st October 1927.

2.—Statement showing the extent irrigated and the revenue

Districts.	Area charged as irrigated and area irrigated free of charge.						Direct	
	First crop.			Second crop.			Total land and irrigation revenue.	Share due to irrigation.
	Old irrigation.	New irrigation.	Total.	Old irrigation.	New irrigation.	Total.		
(1)	(2)	(3)	(4)	(5)	(6)	(7)	(8)	(9)
			ACS.			ACS.	RS.	RS.
Ganjam	130,293	5,521	3,39,386	1,94,971
Vizagapatam	94,413	9,870	4,21,835	2,90,944
East Godavari	88,227	2,369	3,16,405	2,31,400
West Godavari	42,806	199	1,20,273	98,428
Kistna	15,590	34	79,361	65,636
Guntur	22,456	437	1,42,216	1,05,894
Nellore	117,038	6,070	6,82,302	5,61,073
Cuddapah	94,791	20,603	4,56,853	3,85,220
Anantapur	136,140	29,520	6,50,820	5,51,425
Bellary	53,006	8,516	3,39,366	2,94,517
Kurnool	40,064	1,517	1,72,221	1,43,313
Chittoor	94,662	21,509	5,46,226	4,34,374
Chingleput	350,769	54,805	14,11,964	10,00,706
North Arcot	201,897	43,760	13,04,924	9,17,815
South Arcot	283,586	57,416	17,71,453	12,42,819
Tanjore	68,409	3,266	2,09,316	1,58,506
Trichinopoly	156,646	43,923	11,38,876	8,18,615
Madura	121,171	31,278	7,38,111	5,88,257
Ramnad	30,755	10,408	2,08,980	1,72,967
Tinnevely	172,850	101,845	15,07,030	12,81,331
Coimbatore	68,744	17,678	4,79,369	3,99,732
Salem	95,972	26,296	6,04,500	4,12,328
Total	2,480,585	496,840	1,38,42,337	1,03,50,274

NOTE.—The details of extent and revenue relating to old and
Prepared by the Board of Revenue—vide

derived under "Minor Works" for fasli 1336 (1926-27).

receipts.		Indirect receipts.							Total of columns (13) and (18).
Deduct remissions and deductions.	Net revenue due to irrigation.	Deduct portion due to old irrigation.	Increase of revenue due to the outlay incurred.	Increment of land assessment due to irrigation.	Land assessment of waste lands brought under irrigation.	Land revenue of miscellaneous items.	Interest on sale-proceeds of tank-bed and other waste lands.	Total.	
(10)	(11)	(12)	(13)	(14)	(15)	(16)	(17)	(18)	(19)
Rs.	Rs.								
12,895	1,82,076	}	}	}	}	}	}	}	}
33,446	2,57,498								
1,769	2,29,631								
17,991	80,437								
15,631	50,105								
47,694	58,200								
2,95,269	2,65,804								
1,02,564	2,82,656								
1,85,459	3,65,966								
47,828	2,46,689								
45,272	98,044								
2,35,365	1,99,009								
1,09,414	8,91,292								
2,87,747	6,30,058								
1,05,846	11,26,973								
16,823	1,41,683								
79,578	7,39,037								
1,59,801	4,28,456								
79,293	93,674								
73,439	12,07,892								
18,676	3,81,056								
1,61,575	2,60,753								
21,23,275	82,26,999								

new irrigation are not calculated for "Minor Works."

B.P. No. 93, dated 10th December 1927.

C-III.—Demands and Realizations during the year 1924-25 in the Madras Presidency—cont.

Irrigation, Navigation, Embankment and Drainage Works (classed as Productive and Unproductive) for which Capital and Revenue Accounts are kept—cont.

Works or systems.	Balance of demands unrealized at commencement of the year.	Demand for the year.	Total.	Deduct remissions including cash refunds.	Net total.	Deduct amount unrealized at close of the year.	Actual total receipts of the year.	Deduct share due to old irrigation.	Net revenue due to improvements.
(1)	(2)	(3)	(4)	(5)	(6)	(7)	(8)	(9)	(10)
B. NAVIGATION, EMBANKMENT AND DRAINAGE WORKS.		RS.	RS.	RS.	RS.		RS.	RS.	RS.
2. UNPRODUCTIVE WORKS.									
1. Ganjam-Gopalpur canal	268	268	..	268	..	268	..	268
2. Buckingham canal	8,383	8,383	359	80,204	..	80,204	..	80,204
3. Vedaranniyam canal	1,103	1,103	1	1,102	..	1,102	..	1,102
Total, B. Navigation, etc. Works.	..	81,934	81,934	360	81,574	..	81,574	..	81,574
Total, B. Navigation, etc., Works	81,934	81,934	360	81,574	..	81,574	..	81,574
Total, Construction of Irrigation, etc., Works ..	.	1,95,52,062	1,95,52,062	5,59,276	1,89,92,786	.	1,89,92,786	52,61,950	1,37,30,836

APPENDIX III

REVIEW OF THE ADMINISTRATIVE ACCOUNTS OF IRRIGATION, NAVIGATION, EMBANKMENT AND DRAINAGE WORKS OF THE MADRAS PRESIDENCY FOR THE YEAR 1926-27.

Irrigation, Navigation, Embankment and Drainage Works for which Capital and Revenue Accounts are kept are classified into : (1) A. Irrigation Works; and (2) B. Navigation, Embankment and Drainage Works, each of these being subdivided into Productive and Unproductive works.

Every irrigation, navigation, embankment or drainage work for which a capital account is kept is classed as productive, if the net revenue anticipated at the end of ten years from the date of the closing of the construction estimate, appears likely to pay the annual interest charges on the capital invested, calculated at 4 per cent for works sanctioned before the 1st April 1919, at 5 per cent for those sanctioned between 1st April 1919 and 1st August 1921, and at 6 per cent for those sanctioned after the last-mentioned date. If a work is not expected to yield such a return, it is classified as unproductive.

No reclassification of the works is necessary with reference to paragraph 323 of the Account Code.

The revenue shown in these administrative accounts takes into account, besides the revenue collected by Public Works Department officers, the following receipts collected in other departments:— (1) Water-rates, (2) land assessment from waste lands brought under cultivation, (3) assessment of miscellaneous items, and (4) interest at 4 per cent on sale-proceeds of waste or other lands up to the end of 1920-21 and at an average rate communicated annually by the Local Government on realizations after that date.

2. The following table summarizes the results of irrigation, etc., works during the year 1926-27 in comparison with those of the previous year 1925-26 :—

(1)	Total capital outlay (direct and indirect) to end of		Gross receipts (direct and indirect) during	
	1925-26. (2)	1926-27. (3)	1925-26. (4)	
	RS.	RS.	RS.	
A. Irrigation works—				
1. Productive	7,54,99,516	8,32,59,878	1,34,76,904	
2. Unproductive	3,98,43,394	3,98,52,073	7,89,094	
B. Navigation, etc., works—				
2. Unproductive	93,47,251	93,48,919	78,883	
(1)	Gross receipts (direct and indirect) during		Working expenses (direct and indirect) during	
	1926-27. (5)	1925-26. (6)	1926-27. (7)	
	RS.	RS.	RS.	
A. Irrigation works—				
1. Productive	1,36,17,666	42,89,651	47,55,901	
2. Unproductive	7,91,548	3,76,442	4,20,844	
B. Navigation, etc., works—				
2. Unproductive	76,522	3,41,221	3,32,381	
(1)	Net revenue during		Percentage on capital outlay.	
	1925-26. (8)	1926-27. (9)	1925-26. (10)	
	RS.	RS.		
A. Irrigation works—				
1. Productive	91,87,253	88,61,765	12.17	
2. Unproductive	4,12,652	3,70,704	1.04	
B. Navigation, etc., works—				
2. Unproductive	— 2,62,338	— 2,55,859	— 2.81	
(1)	Percentage on capital outlay— <i>cont.</i>		Area irrigated.	
	1926-27. (11)	1925-26. (12)	1926-27. (13)	
		ACS.	ACS.	
A. Irrigation works—				
1. Productive	10.64	2,243,130	2,245,140	
2. Unproductive93	160,610	163,811	
B. Navigation, etc., works—				
2. Unproductive	— 2.74	

A.—IRRIGATION WORKS.

1. *Productive.*

3. The number of productive works in the Presidency is 29. The canals of the Godavari and Kistna delta systems are used both for irrigation and navigation purposes. The remaining are irrigation works only.

4. The net revenue represents on the capital outlay a percentage of 10.64 in 1926-27 against 12.17 in the preceding year. After allowing for interest charges the percentage is reduced to 7.88 during the year under report against 8.98 for the previous year.

5. The total area under the irrigation of works of this class during the year under review was 2,245,140 acres as compared with 2,243,130 acres in 1925-26.

6. The gross irrigation revenue proper collected in the Revenue Department amounted to Rs. 1,31,89,382 in 1926-27 as against Rs. 1,30,42,179 during 1925-26. Of these sums, 5 per cent is retained by the Revenue Department to cover cost of collection. The increase during the year by Rs. 1,47,203 is explained as follows :—

Established systems.—There was an increase in systems noted

- | | |
|---------------------------------|------------------------------------|
| (1) Godavari delta system. | in the margin due to (1) increases |
| (2) Kistna delta system. | in cultivation under first and |
| (3) Sbiatiote anicut system. | second crop and (2) decreases in |
| (4) Vriddaebalam anicut system. | the amount of remissions granted. |
| (5) Srivaikuntam anicut system. | There was also a large increase in |

Miscellaneous revenue in the Kistna

delta system, while second crop cultivation in the Chembrambakkam tank contributed an appreciable increase of revenue. A fall of revenue occurred, however, under the Pennar River Canals system, the Palar, the Poiney, the Cheyyar and the Tirukkoyilur Anicut systems and the Cumbum tank, due to a failure of the monsoon causing a decrease in the area of second crop cultivation and an increase in the amount of remissions.

New systems.—The only system coming under this head is the Toludur system. The ayacut (area under cultivation) has been increased by 45 per cent. The progress is satisfactory.

7. The working expenses of the year on the works amounted to Rs. 47,55,901 as compared with Rs. 42,89,651 of the year 1925-26, showing an increase of Rs. 4,66,250 in 1926-27. The increased expenditure represents chiefly the cost of repairing damages caused by cyclones and floods of previous years.

2. Unproductive.

8. There are 29 works of this class in the Presidency. The majority of them are small tanks and in many cases the irrigation is still at an early stage of development.

9. The capital outlay (direct and indirect) on this class of work to the end of the year 1926-27 was Rs. 3,98,52,073. The revenue amounted to Rs. 7,91,548 and the working expenses to Rs. 4,20,844, yielding a net revenue of Rs. 3,70,704 or '93 per cent on the capital outlay as against the percentage of 1.04 in the previous year.

10. The area brought under such new irrigation during the year was 163,811 acres against 160,610 acres in 1925-26.

11. The irrigation revenue proper collected in the Revenue Department amounted to Rs. 7,27,986 in 1926-27 as against Rs. 7,27,704 during 1925-26. The actuals show a net increase of Rs. 282 in 1926-27. These sums include the 5 per cent retained by the Revenue Department to cover collection charges.

Established systems.—There was no irrigation under the Peddanayudu tank of Chinnaraopalem in fasli 1336 as the tank has not yet been restored. Nearly all the smaller tank systems of the Guntur, Nellore and Kurnool districts suffered from the failure of timely rains. There was a fall of revenue under Valluru Anicut system due to the grant of large remissions. The supply of water for second crop cultivation was restricted under the Madras water-supply and irrigation system in the interest of the Madras City water-supply. The Kurnool-Cuddapah canal showed an increase mainly under miscellaneous revenue representing the levy of penalties.

New systems.—The Nagavalli River system, the Venkatarapuram tank and the Panjampatti Reservoir project produced an increase in revenue as compared with the previous fasli owing to extensions of irrigation in the systems. There was no irrigation under the Siddapur tank in fasli 1336 as the tank received no supply. The appreciable fall in revenue under the Mopad project is attributed to the inadequate supply in the tank in the absence of good rains. The fall under the Bhavanasi tank occurred mainly under second crop on dry lands.

B.—NAVIGATION, ETC., WORKS.

1. Productive.

12. There are no productive works of this class in this Presidency.

2. *Unproductive.*

13. There are three navigation works in the Presidency. The capital outlay to end of the year under review on these works amounted to Rs. 93,48,919 and the expenditure during the year exceeded the revenue by Rs. 2,55,859.

MADRAS,
23rd November 1927.

J. C. NIXON,
Accountant-General.

No. 1.—General Abstract of Financial Results showing the estimated cost of construction of Productive and Unproductive Works, the Capital outlay thereon, the Revenue derived therefrom, the Working Expenses and the simple interest on the direct capital outlay on those works.

Name of project. (1)	COST OF CONSTRUCTION AS NOW ESTIMATED.			CAPITAL OUTLAY.					
	Direct charges. (2)	Indirect charges. (3)	Total. (4)	During 1926-1927.			To end of 1926-1927.		
				Direct charges. (5)	Indirect charges. (6)	Total. (7)	Direct charges. (8)	Indirect charges. (9)	Total. (10)
	RS.	RS.	RS.	RS.	RS.	RS.	RS.	RS.	RS.
CONSTRUCTION OF IRRIGATION, NAVIGATION, EMBANKMENT AND DRAINAGE WORKS.									
A. Irrigation Works.									
1. Productive Works.									
1. Ganjam minor river system.	2,76,286	10,992	2,87,278	2,72,984	10,992	2,83,976
2. Godavari delta system	1,53,26,556	19,93,044	1,73,19,600	1,86,510	1,424	1,87,934	1,47,89,643	20,40,552	1,68,30,195
3. Polavaram Island project.	17,85,340	69,660	18,55,000	4,19,482	3,070	4,22,552	5,24,308	8,206	5,32,514
4. Kistna delta system ..	1,76,80,273	10,84,232	1,87,64,505	5,80,376	4,442	5,84,818	1,71,49,843	11,31,829	1,82,81,672
5. Divi pumping system.	25,61,979	59,536	26,11,515	14,281	109	14,390	25,01,046	60,717	25,61,763
6. Penner river canals system.	57,48,277	10,14,619	67,62,896	57,48,277	10,14,619	67,62,896
7. Arkenkota channel ..	1,40,769	3,676	1,44,445	1,40,769	3,676	1,44,445
8. Thadapalle channel ..	1,66,622	11,055	1,77,677	607	5	612	1,65,362	11,055	1,76,417
9. Kalingarayan channel.	1,75,980	4,506	1,80,486	1,75,980	4,506	1,80,486
10. Palar ancient system ..	23,44,714	1,17,274	24,61,988	1,276	10	1,286	23,44,714	1,17,274	24,61,988

11. Poiney do.	2,95,063	8,812	3,03,875	2,95,063	8,812	3,03,875
12. Cheyaru do.	5,19,869	14,678	5,34,547	3,081	25	3,106	5,04,692	15,041	5,19,733
13. Tirukkoyilur anicut system.	3,83,577	9,816	3,93,393	792	6	798	3,83,458	9,954	3,93,412
14. Shatlatope anicut system.	10,13,788	57,273	10,71,061	6,655	441	7,096	9,23,962	57,807	9,81,769
15. Toludur project ..	29,60,000	2,50,000	32,10,000	— 21,828	— 178	— 23,006	23,53,407	2,50,950	26,04,357
16. Mebamattur anicut system.	73,372	2,009	75,381	73,372	2,009	75,381
17. Vriddhaabalam anicut system.	84,191	2,494	86,685	84,191	2,494	86,685
18. Lower Coleroon anicut system.	35,07,324	71,335	35,78,659	2,33,341	3,602	2,36,943	21,84,198	78,315	22,62,513
19. Pelandorai anicut system.	6,48,248	48,747	6,96,995	1,233	10	1,243	6,45,235	48,787	6,94,022
20. Basavannah channel ..	4,08,305	15,267	4,23,572	89,481	650	90,131	1,09,113	1,459	1,10,572
21. Cumbum tank ..	83,985	2,388	86,373	83,985	2,388	86,373
22. Chembrambakkam tank.	6,51,348	1,12,795	7,64,143	6,51,348	1,12,795	7,64,143
23. Cauvery delta system.	65,88,932	2,13,704	68,02,636	5,56,638	4,875	5,61,513	61,56,598	2,42,345	63,98,943
24. Kattalai anicut right bank canal.	9,60,000	40,856	10,00,856	3,21,767	17,976	3,39,743	8,83,445	29,773	9,18,218
25. Cauvery-Mettur Reservoir Project.	6,91,38,890	20,61,200	6,12,00,000	52,30,822	53,537	52,84,360	60,74,462	78,160	61,52,622
26. Nandyar channel system.	63,231	2,484	65,715	63,231	2,484	65,715
27. Periyar system ..	1,04,23,602	3,70,267	1,07,93,869	42,638	324	42,962	1,04,21,122	3,70,675	1,07,91,797
28. Srivaikuntam anicut system.	16,67,459	1,07,604	17,75,063	16,67,459	1,07,604	17,75,063
29. Marudur anicut system.	59,507	1,265	60,772	3,623	28	3,651	56,748	1,385	58,133
Total, A. Irrigation									
1. Productive Works.	13,57,27,397	77,61,588	14,34,88,985	76,69,776	90,356	77,60,132	7,74,33,015	58,26,663	8,32,59,678
2. Unproductive Works.									
1. Rushikalya system ..	50,77,043	4,15,758	54,92,801	11,503	84	11,587	47,84,884	4,17,495	52,02,379
2. Nagavalli river system.	16,80,455	42,320	17,22,775	— 912	..	— 912	16,80,455	42,320	17,22,775
3. Muniyern system ..	5,71,308	29,751	6,01,059	5,71,308	29,751	6,01,059
4. Peddinaidu tank of Chennaraopalem.	52,098	1,397	53,495	52,098	1,397	53,495

No. 1.—General Abstract of Financial Results showing the estimated cost of construction of Productive and Unproductive Works, the Capital outlay thereon, the Revenue derived therefrom, the Working Expenses and the simple interest on the direct capital outlay on those works—*cont.*

Name of project. (1)	COST OF CONSTRUCTION AS NOW ESTIMATED.			CAPITAL OUTLAY.					
	Direct charges (2)	Indirect charges. (3)	Total. (4)	During 1926-1927.			To end of 1926-1927.		
				Direct charges. (5)	Indirect charges. (6)	Total. (7)	Direct charges. (8)	Indirect charges. (9)	Total. (10)
CONSTRUCTION OF IRRIGATION, NAVIGATION, EMBANKMENT AND DRAINAGE WORKS— <i>cont.</i>	RS.	RS.	RS.	RS.	RS.	RS.	RS.	RS.	RS.
<i>A. Irrigation Works—cont.</i>									
2. Unproductive Works— <i>cont.</i>									
5. Jangameshwarapuram tank.	61,253	10,411	71,664	61,253	10,411	71,664
6. Atmakur tank	1,09,951	13,428	1,23,379	1,09,951	13,428	1,23,379
7. Dondapad tank	1,24,786	15,218	1,40,004	1,24,786	15,218	1,40,004
8. Bayanasi tank	2,55,546	10,858	2,66,404	2,54,395	11,096	2,65,491
9. Hajipuram tank	2,78,774	33,109	3,11,883	555	..	555	2,78,774	32,109	3,11,883
10. Ponnalur tank	1,92,975	25,674	2,18,649	1,92,975	25,674	2,18,649
11. Anamasamudram-Beraperu tank.	71,687	1,886	73,573	71,687	1,886	73,573
12. Mopad project	21,97,000	1,00,000	22,97,000	21,93,275	96,422	22,89,697
13. Yerur tank	61,741	1,612	63,353	61,741	1,612	63,353
14. Vamula tank	62,186	1,571	63,757	62,186	1,571	63,757
15. Barur tank	4,19,375	23,738	4,43,113	4,19,375	23,738	4,43,113
16. Kanniampalem anicut ..	1,24,921	3,853	1,28,774	1,24,921	3,853	1,28,774
17. Sagileru system	4,47,108	17,619	4,64,727	4,47,108	17,619	4,64,727
18. Talapulavanka tank ..	66,283	2,541	68,824	66,283	2,541	68,824

19. Markapur tank	1,26,352	4,001	1,30,333	631	561	1,192	1,24,481	4,859	1,29,340
20. Yellanur tank	2,39,192	30,515	2,69,707	2,39,192	30,515	2,69,707
21. Kocheruvu tank	1,24,605	11,129	1,35,734	1,24,605	11,129	1,35,734
22. Siddapur tank	7,91,938	13,448	8,04,486	7,91,038	13,448	8,04,486
23. Nagavaram anicut and supply channel.	1,07,295	2,595	1,09,890	1,07,295	2,595	1,09,890
24. Venkatapuram tank	3,72,250	12,671	3,84,921	3,72,250	12,671	3,84,921
25. Kurnool-Cuddapah canal ..	2,38,48,535	92,664	2,39,41,199	1,784	13	1,797	2,33,13,676	73,438	2,33,87,114
26. Tippayapalem project ..	2,87,020	32,170	3,19,190	9,954	4,414	5,540	69,639	7,816	77,455
27. Valluru anicut system ..	74,366	1,916	76,282	74,366	1,916	76,282
28. Madras Water-supply and Irrigation system.	15,81,614	2,39,658	18,21,272	15,81,614	2,39,658	18,21,272
29. Panjampatti reservoir project.	3,36,090	68,510	4,04,600	3,27,781	11,495	3,39,276
Total, A. Irrigation 2. Un- productive.	3,97,52,827	12,60,021	4,10,12,848	3,607	5,072	8,679	3,86,93,392	11,58,681	3,98,52,073
Total, A. Irrigation Works ..	17,54,80,224	90,21,609	18,45,31,833	76,73,383	95,428	77,68,811	11,61,28,407	69,85,344	12,31,11,751
B. NAVIGATION, EMBANKMENT AND DRAINAGE WORKS.									
<i>2. Unproductive.</i>									
1. Ganjam-Gopalpur canal ..	1,43,100	12,393	1,55,493	1,43,100	12,393	1,55,493
2. Buckingham canal	85,67,727	4,89,267	90,56,994	1,656	12	1,668	85,67,727	4,89,267	90,56,994
3. Velaranniyan canal	1,32,699	3,733	1,36,432	1,32,699	3,733	1,36,432
Total, 2. Unproductive Works.	88,43,526	6,05,393	93,48,919	1,656	12	1,668	88,43,526	6,05,393	93,48,919
Total, B. Navigation, etc., Works.	88,43,526	6,05,393	93,48,919	1,656	12	1,668	88,43,526	6,05,393	93,48,919
Total, Construction of Irrigation, etc., Works.	18,43,23,750	95,27,002	19,38,50,752	76,75,039	95,440	77,70,479	12,49,69,933	74,90,737	13,24,60,670

No. 1.—General Abstract of Financial Results showing the estimated cost of construction of Productive and Unproductive Works, the Capital outlay thereon, the Revenue derived therefrom, the Working Expenses and the simple interest on the direct capital outlay on those works—*cont.*

Name of project.	RECEIPTS DURING 1926-1927.			WORKING EXPENSES DURING 1926-1927.			NET RESULT EXCLUDING INTEREST (DIFFERENCE BETWEEN REVENUE AND WORKING EXPENSES).				Simple interest during 1926-1927.	NET RESULT INCLUDING INTEREST.			
	Water-rates, etc.	Collected with land revenue.	Total.	Direct charges.	Indirect charges.	Total.	Excess revenue (surplus).	Excess expenditure (deficit).	Rate per cent			Excess revenue (surplus).	Excess expenditure (deficit).	Rate per cent	
									Of excess revenue.	Of excess expenditure.				Of excess revenue.	Of excess expenditure.
(11)	(12)	(13)	(14)	(15)	(16)	(17)	(18)	(19)	(20)	(21)	(22)	(23)	(24)	(25)	
CONSTRUCTION OF IRRIGATION, NAVIGATION, EMBANKMENT AND DRAINAGE WORKS.	RS.	RS.	RS.	RS.	RS.	RS.	RS.	RS.			RS.	RS.	RS.		
<i>A. Irrigation Works.</i>															
1. Productive Works.															
1. Ganjam minor river system.	57,762	7,351	65,113	49,318	337	49,655	15,458	..	5.44	..	9,402	6,056	..	2.13	..
2. Godavari delta system	42,57,524	1,94,793	44,52,227	10,23,599	6,048	10,29,647	34,22,580	..	20.34	..	5,26,174	28,96,406	..	17.21	..
3. Polavaram Island project.	17,364	..	17,364	..	3.26
4. Kistna delta system..	29,68,314	1,37,822	41,05,936	11,59,045	7,371	11,66,416	29,39,520	..	16.08	..	6,95,814	23,43,706	..	12.82	..
5. Divi pumping system.	1,58,852	69,029	2,27,881	1,35,866	976	1,36,842	91,039	..	3.55	..	95,958	..	4,919	..	0.19
6. Penner river canals system.	5,00,388	62,095	5,62,483	90,348	483	90,831	4,71,652	..	6.97	..	1,92,360	2,79,292	..	4.13	..
7. Arkenkota channel ..	19,862	410	20,272	12,945	97	13,042	7,230	..	5.00	..	4,631	2,549	..	1.76	..
8. Thadapalle channel ..	63,395	2,900	66,295	22,159	154	22,313	43,982	..	24.93	..	5,495	38,487	..	21.82	..
9. Kalingarayan channel	51,634	483	52,117	12,144	79	12,223	39,894	..	22.10	..	6,852	34,042	..	18.86	..

C-IV. - Statement showing the financial results of Irrigation, Navigation, Embankment and Drainage Works (classed as Productive and Unproductive) for which Capital and Revenue Accounts are kept in the Madras Presidency for the year 1924-25 based on assessment for the year.

Works or systems.	Capital outlay (direct and indirect) to end of the year.	Revenue assessed during the year.								
		Direct revenue.					Indirect revenue, and land revenue due to operations of canal.	Less refunds of revenue.	Grand total.	
		Owner's rate.	Plantation.	Navi- gation.	Miscel- laneous.	Total.				
(1)	(2)	(3)	(4)	(5)	(6)	(7)	(8)	(9)	(10)	
	RS.		RS.	RS.	RS.	RS.	RS.	RS.	RS.	
A. IRRIGATION WORKS.										
1. PRODUCTIVE WORKS.										
1. Ganjam minor river system	2,83,377	3	3	1,61,438	..	1,61,441	
2. Godavari delta system	1,4,26,878	..	12,588	1,25,213	45,112	1,82,913	42,17,865	271	44,00,497	
3. Kistna do.	1,74,29,694	..	5,359	88,327	77,810	1,71,496	38,51,999	1,593	40,21,902	
4. Divi pumping system	25,35,247	..	8	..	2,478	2,486	2,28,713	..	2,31,199	
5. Penner river canals system	67,59,613	3,877	3,337	8,89,034	79	8,92,292	
6. Arkenkotta channel system	1,44,445	525	525	38,202	..	38,727	
7. Thadapalli do.	1,75,805	1,985	1,985	1,40,231	..	1,42,216	
8. Kalingarayan do.	1,80,486	2,961	2,961	1,31,322	..	1,34,283	
9. Palar anicut system	24,56,649	..	952	..	2,197	3,149	2,84,128	..	2,87,277	
10. Chembambakan tank	7,64,143	..	55	..	1,074	1,129	52,412	..	53,541	
11. Vallara anicut system	76,282	..	77	..	26	103	8,200	..	8,303	
12. Poiney do.	3,03,875	..	73	..	136	209	77,117	..	77,326	
13. Cheyyar do.	5,03,474	..	1,236	..	289	1,525	97,865	..	99,390	
14. Tirukkoyilur do.	3,92,514	..	1,429	..	448	1,877	1,26,492	..	1,28,369	
15. Shtiatope do.	9,72,542	..	978	..	3	981	1,63,402	..	1,64,383	
16. Tuludur project	26,28,227	57,778	..	57,778	
17. Mehamattur anicut system	75,381	..	20	..	145	165	24,496	..	24,661	
18. Vriddhachalam do.	86,685	..	176	..	383	559	39,901	36	40,424	
19. Lower Coleroon do.	19,42,945	..	2,545	..	2,872	5,417	5,64,685	71	5,70,031	
20. Cauvery delta system	51,65,211	..	8,741	..	12,100	20,841	47,25,396	51	47,46,186	

10. Palar anicut system..	1,06,438	16,815	1,23,253	78,097	565	78,662	44,591	..	1-81	..	78,405	..	33,814	..	1-37
11. Poiney do. ..	63,477	5,462	68,939	19,451	180	19,581	49,358	..	16-24	..	11,067	..	38,291	..	12-60
12. Cheyaru do. ..	49,333	4,735	54,068	24,564	179	24,743	29,325	..	5-64	..	18,431	..	10,894	..	2-10
13. Thirakkoyilur do. ..	52,416	3,362	55,778	19,825	136	19,961	35,817	..	9-10	..	13,095	..	22,722	..	5-78
14. Sbutiatope do. ..	1,27,051	15,209	1,42,260	43,310	288	43,598	98,662	..	10-05	..	30,732	..	67,930	..	6-92
15. Toludur project	1,07,100	..	1,07,100	31,041	204	31,245	75,855	..	2-91	..	1,12,387	..	36,532	..	1-40
16. Mehamattur anicut system.	21,033	51	21,084	5,327	34	5,361	15,723	..	20-86	..	2,497	..	13,226	..	17-55
17. Vaidhachalam anicut system.	34,707	294	35,001	11,802	80	11,882	23,119	..	25-67	..	2,799	..	20,320	..	23-44
18. Lower Coleroon anicut system.	3,80,876	51,510	4,32,386	2,31,903	1,680	2,33,583	1,98,803	..	8-79	..	73,094	..	1,25,709	..	5-56
19. Pelandurai anicut system.	54,607	76	54,683	19,164	157	19,321	35,362	..	5-10	..	22,171	..	13,191	..	1-30
20. Pasavannah channel	3,553	..	3,553	..	3-21
21. Cumbum tank ..	-12	461	449	2,075	15	2,090	..	1,641	..	1-90	2,793	..	4,434	..	5-13
22. Chembrambakam tank.	42,655	908	43,563	3,910	13	3,953	39,610	..	5-18	..	21,924	..	17,686	..	2-31
23. Cauvery delta system.	16,28,603	1,19,330	17,46,933	8,62,685	6,284	8,68,970	8,77,963	..	13-72	..	2,33,699	..	6,44,264	..	10-07
24. Kattalai anicut right bank canal.	40,161	..	40,161	..	4-37
25. Cauvery-Mettur Reservoir Project.	1,90,940	..	1,90,940	..	3-10
26. Nandyar channel system.	10,216	54	10,270	17,291	128	17,419	..	7,149	..	10-88	2,138	..	9,287	..	14-13
27. Periyar system ..	8,24,961	79,412	9,04,373	5,20,683	3,721	5,24,404	3,79,969	..	3-52	..	3,48,134	..	31,835	..	0-29
28. Srivaikuntam anicut system.	1,66,213	1,490	1,67,703	2,88,129	2,386	2,90,515	..	1,22,812	..	6-92	56,865	..	1,79,677	..	10-12
29. Marudur anicut system.	97,229	270	97,499	39,381	263	39,644	57,855	..	99-52	..	1,922	..	55,933	..	96-22
Total, A. Irrigation	1,38,44,034	7,73,032	1,36,17,066	47,24,093	31,808	47,55,901	88,61,755	..	10-64	..	27,19,907	..	61,41,858	..	7-38
1. Productive Works.															
2. Unproductive Works.															
1. Rushikulya system ..	1,92,243	4,773	1,97,016	1,14,978	945	1,15,923	81,093	..	1-56	..	1,61,222	..	80,129	..	6-54
2. Nagavalli river system.	68,032	16,266	84,298	23,617	148	23,765	60,533	..	3-51	..	56,889	..	3,644	..	0-21
3. Muniyeru system ..	25,970	60	26,030	9,760	65	9,825	16,205	..	2-70	..	19,049	..	2,844	..	0-47
4. Peddinaidu tank of Chennarasopalam.	1,200	..	1,200	1,200	..	1-89	..	2,065	..	865	..	1-36
5. Jangameshwarapuram tank.	-136	..	-136	19	..	19	..	155	..	0-22	2,038	..	2,193	..	3-06
6. Atmakur tank ..	1,409	..	1,609	1,394	11	1,405	204	..	3-17	..	3,656	..	3,452	..	2-80
7. Dondapad tank ..	872	3	875	457	3	460	415	..	0-30	..	4,149	..	3,734	..	2-67

No. 1.—General Abstract of Financial Results showing the estimated cost of construction of Productive and Unproductive Works, the Capital outlay thereon, the Revenue derived therefrom, the Working Expenses and the simple interest on the direct capital outlay on those works—*cont.*

Name of project.	RECEIPTS DURING 1926-1927.			WORKING EXPENSES DURING 1926-1927.			NET RESULT EXCLUDING INTEREST (DIFFERENCE BETWEEN REVENUE AND WORKING EXPENSES).				Simple interest during 1926-1927.	NET RESULT INCLUDING INTEREST.			
	Water-rates, etc.	Collected with land revenue.	Total.	Direct charges.	Indirect charges.	Total.	Excess revenue (surplus).	Excess expenditure (deficit).	Rate per cent			Excess revenue (surplus).	Excess expenditure (deficit).	Rate per cent	
									Of excess revenue.	Of excess expenditure.				Of excess revenue.	Of excess expenditure.
(11)	(12)	(13)	(14)	(15)	(16)	(17)	(18)	(19)	(20)	(21)	(22)	(23)	(24)	(25)	
CONSTRUCTION OF IRRIGATION, NAVIGATION, EMBANKMENT AND DRAINAGE WORKS—<i>cont.</i>	RS.	RS.	RS.	RS.	RS.	RS.	RS.	RS.			RS.	RS.	RS.		
A. Irrigation Works—<i>cont.</i>															
2. Unproductive Works—<i>cont.</i>															
8. Bayanasi tank ..	4,606	..	4,606	7,343	54	7,397	..	2,791	..	1.05	10,121	..	12,912	..	4.86
9. Højipuram tank ..	1,859	15	1,874	723	5	728	1,146	..	0.37	..	9,255	..	8,109	..	2.60
10. Ponnalur tank ..	2,710	..	2,710	3,154	23	3,177	..	467	..	0.21	7,001	..	7,468	..	3.42
11. Anamasamudram-Beraperu tank.	-2,898	1	-2,897	3,960	32	3,992	..	5,889	..	9.36	2,384	..	9,273	..	12.60
12. Mopad project ..	33,804	4,367	38,171	15,146	103	15,249	22,922	..	1.00	..	84,905	..	61,983	..	2.71
13. Yerur tank ..	-1,201	64	-1,137	240	2	242	..	1,379	..	2.18	2,053	..	3,432	..	5.42
14. Vemula tank	2,068	..	2,068	..	3.24
15. Barur tank ..	12,589	499	13,088	4,629	33	4,662	8,426	..	1.90	..	13,945	..	5,519	..	1.25
16. Kanniampalem aicut.	4,000	..	4,000	2,326	23	2,349	1,151	..	0.89	..	6,272	..	5,121	..	3.98
17. Sagileru system ..	-3,826	4	-3,822	2,316	18	2,334	..	6,156	..	1.32	14,867	..	21,023	..	4.52

18. Talapulavanka tank.	2,204	..	2,204	..	3-20
19. Markapur tank ..	2,348	1	2,349	2,807	20	2,827	..	478	..	0-37	4,293	..	4,771	..	3-69
20. Yellanur tank ..	4,054	485	4,539	298	1	299	4,240	..	1-57	..	8,353	..	4,113	..	1-53
21. Kocheruvu tank ..	335	..	335	2,439	18	2,457	..	2,792	..	2-06	4,337	..	7,129	..	5-25
22. Siddapur tank	1,366	10	1,376	..	1,376	..	0-17	26,394	..	27,770	..	3-45
23. Nagavaram sicut and supply channel.	1,947	..	1,947	97	..	97	1,850	..	1-68	..	3,558	..	1,718	..	1-56
24. Venkatapuram tank.	1,050	..	1,050	588	4	592	458	..	0-12	..	12,953	..	12,495	..	3-25
25. Kurnool-Cuddapah canal.	3,62,212	2,000	3,64,212	1,94,156	1,283	1,95,439	1,68,773	..	0-72	..	7,84,950	..	6,16,177	..	2-63
26. Thippayapalem project	4,119	..	4,119	..	5-32
27. Valluru sicut system.	-88	1,074	986	1,855	13	1,868	..	882	..	1-16	2,709	..	3,591	..	4-71
28. Madras Water-supply and Irrigation system.	47,431	462	47,893	22,866	163	23,029	24,864	..	1-37	..	53,359	..	28,495	..	1-56
29. Panjampatti reservoir project.	841	581	1,422	827	6	833	589	..	0-17	..	12,594	..	12,005	..	3-54
Total, A. Irrigation	7,60,893	30,655	7,91,548	4,17,861	2,983	4,20,844	3,70,704	..	0-93	..	13,21,772	..	9,51,068	..	2-39
2. Unproductive.															
Total, A. Irrigation Works.	1,36,05,527	5,03,697	1,44,09,214	51,41,954	34,791	51,76,745	92,32,469	..	7-50	..	40,41,679	51,90,790	..	4 22	..
B. NAVIGATION, EMBANKMENT AND DRAINAGE WORKS.															
<i>2. Unproductive.</i>															
1. Ganjam-Gopalpur canal	140	..	140	391	3	397	..	257	..	0-17	4,758	..	5,015	..	3-23
2. Buckingham canal ..	75,325	..	75,325	3,22,639	2,374	3,25,013	..	2,49,688	..	2-76	2,85,937	..	5,35,625	..	5-91
3. Vedaranniyam canal ..	1,057	..	1,057	6,916	55	6,971	..	5,914	..	4-33	4,412	..	10,326	..	7-57
Total, 2. Unproductive Works.	76,522	..	76,522	3,29,949	2,432	3,32,381	..	2,55,859	..	2-74	2,95,107	..	5,50,966	..	5-89
Total, B. Navigation, etc., Works.	76,522	..	76,522	3,29,949	2,432	3,32,381	..	2,55,859	..	2-74	2,95,107	..	5,50,966	..	5-89
Total, Construction of Irrigation, etc., Works.	1,36,82,049	5,03,697	1,44,95,730	54,71,905	37,223	55,09,126	89,76,610	..	6-78	..	43,36,786	46,39,824	..	3-50	..

GANJAM MINOR RIVERS SYSTEM—*Canal Project.*

No. 2.—Capital Account for and to end of 1926–1927.

Heads of account.	DIRECT CHARGES.			Cost of construction as now estimated (construction estimate closed on 31st March 1900).	Expenditure against closed estimate.
	Previous.	1926–1927.	Total.		
I. WORKS—	RS.	RS.	RS.	RS.	RS.
(1) <i>Head Works—</i>					
C. Works	3,301		3,301	3,301	3,301
Total ..	3,301		3,301	3,301	3,301
(2) <i>Main Canals and Branches—</i>					
A. Preliminary expenses	7,382		7,382	7,382	7,382
B. Land	35,912		35,912	35,912	35,912
D. Regulators	8,218		8,218	8,218	8,218
E. Falls and weirs	11,676		11,676	11,676	11,676
F. (1) Other cross drainage works.	2,121		2,121	2,121	2,121
G. Bridges	15,686		15,686	15,686	15,686
H. Escapes					
I. Navigation works	1,712		1,712	1,712	1,712
K. Buildings	27,201		27,201	27,201	27,201
L. Earthwork					
M. Plantations	6,111		6,111	6,111	6,111
N. Tanks and reservoirs	2,221		2,221	2,221	2,221
O. Miscellaneous					
P. Maintenance					
Total ..	1,18,240		1,18,240	1,18,240	1,18,240
(3) <i>Distributaries—</i>					
A. Preliminary expenses					
B. Land	2,889		2,889	2,889	2,889
C. Works	51,904		51,904	51,904	51,904
L. Earthwork	11,610		11,610	11,610	11,610
O. Miscellaneous	404		404	404	404
Total ..	66,807		66,807	69,407	66,807
(4) <i>Drainage and Protective Works—</i>					
B. Land	7,646		7,646	7,646	7,646
C. Works	3,584		3,584	3,584	3,584
L. Earthwork	16,097		16,097	16,097	16,097
O. Miscellaneous	210		210	210	210
Total ..	27,537		27,537	27,537	27,537
(5) <i>Special tools and plant</i>					
<i>Add—Unclassifiable outlay</i>	7,929		7,929	7,929	7,929
Total, Works ..	2,23,814		2,23,814	2,26,414	2,23,814

GANJAM MINOR RIVERS SYSTEM—*Canal Project*—cont.

No. 2.—Capital Account for and to end of 1926-1927—cont.

Heads of account.	DIRECT CHARGES.			Cost of construction as now estimated (construction estimate closed on 31st March 1900).	Expenditure against closed estimate.
	Previous.	1926-1927.	Total.		
	RS.	RS.	RS.	RS.	RS.
II. ESTABLISHMENT	48,783	..	48,783	49,433	48,783
III. TOOLS AND PLANT	387	..	387	439	387
Grand Total ..	2,72,984	..	2,72,984	2,76,286	2,72,984
V. <i>Less</i> —RECEIPTS ON CAPITAL ACCOUNT.
Net Total ..	2,72,984	..	2,72,984	2,76,286	2,72,984
Chargeable to 43. Minor Works and Navigation—Provincial.	2,60,706	..	2,60,706
Chargeable to 55-A. Irrigation Works—Unproductive.	12,278	..	12,278
Total ..	2,72,984	..	2,72,984

GANJAM MINOR RIVERS SYSTEM—*Canal Project*—cont.

No. 3.—Revenue Account for and to end of 1926-1927.

Receipts.	TOTAL.			Charges.	TOTAL.		
	Previous.	1926-1927.	Total.		Previous.	1926-1927.	Total.
	RS.	RS.	RS.		RS.	RS.	RS.
I. DIRECT RECEIPTS—				I. EXTENSIONS AND IMPROVEMENTS—			
1. Water-rates from irrigation	62	..	62	(1) Head works	2,634	..	2,634
2. Owner's rates	139	..	139	(2) Main canals and branches	38,652	278	38,930
3. Receipts from sale of water	734	..	734	(3) Distributaries	83,080	..	83,080
5. Receipts from plantations	1,448	..	1,448	(4) Drainage and protective works
6. Receipts from other canal produce ..	6,253	9	6,262	(5) Special tools and plant	5,713	..	5,713
11. Miscellaneous	1,105	23	1,128	Total	1,30,079	278	1,30,357
Total Revenue realized in Public Works Department.	9,741	32	9,773	II. MAINTENANCE AND REPAIRS—			
Irrigation Revenue realized in Civil Department.	20,06,601	57,730	20,64,331	(1) Head works	12,919	..	12,919
Total, Direct Receipts	20,16,342	57,762	20,74,104	(2) Main canals and branches	4,68,418	29,395	4,97,813
				(3) Distributaries	2,65,062	8,682	2,73,744
				(4) Drainage and protective works ..	4,817	..	4,817
				(5) Special tools and plant
				<i>Add—Unclassifiable outlay</i>	2,985	..	2,985
				Total	7,54,201	38,077	7,92,278
				Total, Extensions and Improvements and Maintenance and Repairs.	8,84,280	38,355	9,22,635

II. INDIRECT RECEIPTS—				IV. ESTABLISHMENT 2,64,504			13,882	2,78,386
Share of Land Revenue collected in the Civil Department.	4,25,304	7,351	4,32,655	V. TOOLS AND PLANT 7,004		190	7,194	
				VI. REFUNDS OF REVENUE 5			5	
				<i>Deduct—Recoveries on Revenue account.</i> 275			275	
Total, Public Works and Civil Departments, Revenue.	24,41,646	65,113	25,06,759	Total, Direct Charges ..	11,55,518	52,427	12,07,945	
				Share of collection charges in the Civil department 1,21,593		3,253	1,24,846	
Total Receipts ..	24,41,646	65,113	25,06,759	Indirect charges 48,398		384	48,782	
				Total, Direct and Indirect Charges. 13,25,509		56,064	13,81,573	
				* <i>Deduct—Old maintenance charges saved to Government.</i> 71,713		6,409	78,122	
				Net revenue .. 12,53,796		49,655	13,03,451	
				Balance, Net revenue 11,87,850		15,458	12,03,308	
				Grand Total .. 24,41,646		65,113	25,06,759	

• Direct—									RS.
Extensions and improvements	1,529	
Maintenance and repairs	3,126	
Establishment	1,684	
Tools and plant	23	
								<u>Total, Direct .. 6,362</u>	
Indirect	47	
								<u>Total, Direct and Indirect .. 6,409</u>	

GANJĀM MINOR RIVERS SYSTEM—*Canal Project*—cont.

No. 4.—Interest Account for and to end of 1926–1927.

	Amount.		Amount.
	RS.		RS.
Total interest charges to end of 1925–1926.	2,50,582	Net revenue realized to end of 1925–1926.	11,87,850
Total interest charges for the year 1926–1927.	9,402	Net revenue realized during 1926–1927.	15,458
Balance, Net revenue	9,43,324		
Total ..	12,03,308	Total ..	12,03,308

No. 5.—Account of Indirect Charges for and to end of 1926–1927.

Particulars.	Previous.	1926–1927.	Total.
	RS.	RS.	RS.
CAPITAL—			
Capitalization of abatement of land revenue ..	4,084	..	4,084
Leave and pension allowances	6,830	..	6,830
Audit and accounts	78	..	78
Total ..	10,992	..	10,992
REVENUE—			
Capitalization of abatement of land revenue ..	9,311	..	9,311
Leave and pension allowances	37,017	..	37,017
Audit and accounts	2,070	384	2,454
Total ..	48,398	384	48,782
Grand Total ..	59,390	384	59,774

GANJAM MINOR RIVERS SYSTEM—Canal Project—cont.

No. 6.—Statement comparing Charges to date with sanctioned estimates.

Particulars.	CHARGES AGAINST CLOSED SANCTIONS.			CURRENT SANCTIONS.			Total charges to date against old and current sanctions.	REMARKS.	
	Expenditure against construction estimate.	Expenditure against open canal sanction.	Total.	Charges to date.	Amount of sanctioned estimate.	Unspent balance of estimate.		G.O. No. and date.	Amount of estimate.
<i>Direct charges.</i>	RS.	RS.	RS.		RS.	RS.	RS.		RS.
Works	1,02,797	1,21,017	2,23,814	..	2,600	2,600	2,23,814		
Establishment	23,282	25,401	48,783	..	650	650	48,783		
Tools and plant	387	387	..	52	52	387		
Suspense account		
Total ..	1,26,179	1,46,805	2,72,984	..	3,302	3,302	2,72,984		
<i>Less—Receipts on Capital account</i>	Mis. 51 I, 10th Feb. 1922 ..	2,600
Net Total ..	1,26,179	1,46,805	2,72,984	..	3,302	3,302	2,72,984		
<i>Indirect charges.</i>									
Capitalized abatement of land revenue.	..	4,084	4,084	4,084		
Leave and pension allowances ..	3,274	3,556	6,830	6,830		
Audit and accounts	78	78	78		
Total ..	3,274	7,718	10,992	10,992		
Grand Total ..	1,29,453	1,54,523	2,83,976	..	3,302	3,302	2,83,976		2,600

GODĀVARI DELTA SYSTEM—*Canal Project.*

No. 2.—Capital Account for and to end of 1926-1927.

Heads of account.	DIRECT CHARGES.			Cost of construction as now estimated (construction estimate closed on 31st March 1890).	Expenditure against closed estimate.
	Previous.	1926-1927.	Total.		
I. WORKS—	RS.	RS.	RS.	RS.	RS.
(1) <i>Head Works</i> —					
B. Land	13,627	..	13,627	13,627	13,627
C. Works	4,76,685	..	4,76,685	4,76,685	4,76,685
K. Buildings	48,187	..	48,187	48,187	48,187
L. Earthwork	61,467	..	61,467	61,467	61,467
O. Miscellaneous	7,231	..	7,231	7,231	7,231
Total	6,07,197	..	6,07,197	6,07,197	6,07,197
(2) <i>Main Canals and Branches</i> —					
A. Preliminary expenses	51	..	51	51	51
B. Land	64,396	..	64,396	64,396	64,396
D. Regulators	76,165	381	76,546	97,733	74,423
E. Falls and weirs	22,495	..	22,495	22,495	22,495
F. River and hill torrent works	67,450	..	67,450	67,450	67,450
F (1) Other cross drainage works	80,068	..	80,068	80,068	80,068
G. Bridges	42,359	6,562	48,921	61,980	36,813
H. Escapes	86,212	..	86,212	86,212	86,212
I. Navigation	12,80,082	..	12,80,082	12,79,416	12,55,316
K. Buildings	42,285	1,672	43,958	50,645	42,325
L. Earthwork	9,47,539	..	9,47,539	9,47,539	9,47,539
O. Miscellaneous	33,852	521	34,373	34,328	32,928
Total	27,42,955	9,136	27,52,091	27,92,313	27,10,016
(3) <i>Distributaries</i> —					
A. Preliminary expenses	1,139	..	1,139	1,139	1,139
B. Land	95,097	..	95,097	1,12,066	70,474
C. Works	4,74,420	1,116	4,75,536	5,21,841	4,20,109
L. Earthwork	3,54,444	..	3,54,444	3,98,081	3,21,681
O. Miscellaneous	24,482	15	24,497	33,978	22,457
P. Maintenance
Total	9,49,582	1,131	9,50,713	10,67,105	8,35,860
(4) <i>Drainage and Protective Works</i> —					
A. Preliminary expenses
B. Land	3,13,098	33,785	3,46,883	3,06,121	1,66,784
C. Works	2,54,237	3,121	2,57,358	2,82,203	2,38,556
H. Escapes
L. Earthwork	15,87,531	92,684	16,80,215	20,53,388	13,70,693
O. Miscellaneous	14,701	29	14,730	86,087	14,413
Total	21,69,567	1,29,619	22,99,186	27,27,799	17,90,446
(5) <i>Special tools and plant</i>	1,09,664	2,528	1,12,192	1,00,000	..

C-IV.—Statement showing the financial results of Irrigation, Navigation, Embankment and Drainage Works (classed as Productive and Unproductive) for which Capital and Revenue accounts are kept in the Madras Presidency for the year 1924-25 based on assessment for the year—*cont.*

Works or systems.	Capital outlay (direct and indirect) to end of the year.	Revenue assessed during the year.							
		Direct revenue.					Indirect revenue and land revenue due to operations of canal.	Less refunds of revenue.	Grand total.
		Owner's rate.	Plantation.	Navigation.	Miscellaneous.	Total.			
(1)	(2)	(3)	(4)	(5)	(6)	(7)	(8)	(9)	(10)
A. IRRIGATION WORKS—<i>cont.</i>									
1. PRODUCTIVE WORKS—<i>cont.</i>									
21. Nandiyar channel system	65,715	..	40	40	19,981	..	20,021
22. Periyar system	1,07,38,199	..	3,769	437	13,776	17,982	10,88,063	152	11,05,593
23. Srivaikuntam anicut system	17,76,063	..	2,157	..	4,324	6,481	2,34,479	5	2,40,965
24. Marudur anicut system	51,806	..	354	..	450	804	2,11,302	..	2,12,106
Total, A. Irrigation—									
1. Productive Works..	7,19,34,456	..	40,557	2,13,977	1,72,434	4,26,968	1,74,34,491	2,248	1,78,59,211
2. UNPRODUCTIVE WORKS.									
1. Rushikulya system	51,76,937	2,602	2,602	2,56,046	..	2,58,648
2. Nagavalli river system	17,23,450	..	2	..	665	567	1,19,620	33	1,20,151
3. Muniyeru system	6,01,059	..	67	..	814	881	25,655	..	26,536
4. Peddanayudu tank of Chinnaraopalem.	63,495	2,936	2,936	655	..	3,491
5. Jangamaheswarapuram tank	71,664	2,014	..	2,044
6. Atmakur tank	1,23,379	1,626	..	1,626
7. Dondapad tank	1,40,004	868	..	868
8. Bhavanasi tank	2,64,347	3,212	..	3,212
9. Mopad project	22,89,697	722	722	23,317	..	24,039
10. Hajipuram tank	3,11,883	795	795	3,162	..	3,957
11. Ponnalur tank	2,18,643	5,036	..	5,036
12. Anamasamudram-Beraperu tank	73,573	4,161	..	4,161
13. Yerur tank	63,353	4,125	..	4,125

ADMINISTRATIVE ACCOUNTS
FOR THE YEAR 1926-1927.

MADRAS PRESIDENCY.

GÖDÄVARI DELTA SYSTEM—*Canal Project*—cont.

No. 2.—Capital Account for and to end of 1926-1927—cont.

Heads of account.	DIRECT CHARGES.			Cost of construction as now estimated (construction estimate closed on 31st March 1890).	Expenditure against closed estimate.
	Previous.	1926-27.	Total.		
	RS.	RS.	RS.	RS.	RS.
Provision for unforeseen works
Total outlay on current sanctions	65,78,965	1,42,414	67,21,379	72,91,414	59,43,519
Old outlay	42,99,072	..	42,99,072	42,99,072	42,99,072
Total Works ..	1,08,78,037	1,42,414	1,10,20,451	1,15,93,486	1,02,42,591
II. ESTABLISHMENT ..	27,85,348	43,842	28,29,190	27,84,805	24,83,810
III. TOOLS AND PLANT ..	9,41,303	833	9,42,136	9,50,359	9,32,148
IV. SUSPENSE ACCOUNTS
Grand Total ..	1,46,04,688	1,87,089	1,47,91,777	1,53,28,690	1,36,58,549
V. <i>Less</i> —RECEIPTS ON CAPITAL ACCOUNT	1,555	579	2,134	2,134	2,134
Net Total ..	1,46,03,133	1,86,510	1,47,89,643	1,53,26,556	1,36,56,415
<i>Apportionment</i> —					
Chargeable to 49. Irrigation.	1,36,59,041	..	1,36,59,041
Chargeable to 55-A. Irrigation—1. Productive ..	9,44,092	1,86,510	11,30,602
Total ..	1,46,03,133	1,86,510	1,47,89,643

GÖDĀVARI DELTA SYSTEM—Canal Project—cont.
No. 3.—Revenue Account for and to end of 1926-1927.

Receipts.	TOTAL.			Charges	TOTAL.		
	Previous.	1926-1927.	Total.		Previous.	1926-1927.	Total.
I. DIRECT RECEIPTS—	RS.	RS.	RS.	I. EXTENSIONS AND IMPROVEMENTS—	RS.	RS.	RS.
3. Sale of water ..	19,564	2,436	22,000	(1) Head works ..	95,930	— 503	95,427
4. Water-supply of towns ..	18,312	1,114	19,426	(2) Main canals and branches ..	5,46,423	16,337	5,62,760
5. Receipts from plantations ..	4,02,931	10,193	4,13,129	(3) Distributaries ..	7,11,704	6,054	7,17,758
6. Receipts from other canal produce ..	6,84,459	39,131	7,23,590	(4) Drainage and protective works ..	1,43,693	2,978	1,46,671
8. Navigation receipts ..	48,83,716	1,36,462	50,20,178	(5) Special tools and plant ..	87,882	..	87,882
9. Rents of buildings ..	15,461	842	16,303	Total ..	15,85,632	24,866	16,10,498
10. Fines ..	5,336	147	5,483	II. MAINTENANCE AND REPAIRS—			
11. Miscellaneous ..	3,95,587	13,712	4,09,299	(1) Head works ..	16,43,291	38,341	16,51,632
<i>Deduct—Refunds ..</i>	2,398	856	3,254	(2) Main canals and branches ..	75,31,569	3,29,420	78,60,989
Total, Revenue realized in Public Works Department ..	64,22,968	2,03,186	66,26,154	(3) Distributaries ..	36,52,719	1,04,226	37,56,945
Irrigation Revenue realized in Civil Department ..	15,94,00,480	40,54,338	16,34,54,818	(4) Drainage and protective works ..	17,50,154	1,07,930	18,58,084
Total, Direct Receipts ..	16,58,23,448	42,57,524	17,00,80,972	(5) Special tools and plant ..	4,01,516	..	4,01,516
II. INDIRECT RECEIPTS—				<i>Add—Unclassifiable outlay ..</i>	27,27,548	..	27,27,548
Share of land revenue collected in the Civil Department.	1,12,77,994	1,94,703	1,14,72,697	Total ..	1,77,06,797	5,74,917	1,82,86,714
Total, Public Works and Civil Departments, Revenue. ..	17,71,01,442	44,52,227	18,15,53,669	Total, Extensions and Improvements and Maintenance and Repairs ..	1,92,92,429	6,04,783	1,98,97,212
Total, Receipts ..	17,71,01,442	44,52,227	18,15,53,669	IV. ESTABLISHMENT ..	1,29,74,316	2,08,251	1,31,82,567
				V. TOOLS AND PLANT ..	27,37,084	3,166	27,40,250
				VI. REFUNDS OF REVENUE ..	19,956	..	19,956
				<i>Deduct—Recoveries on Revenue account.</i>	26,828	4,751	31,579
				Total, Direct Charges ..	3,49,96,951	8,11,449	3,58,08,400
				Share of collection charges in the Civil Department ..	93,05,947	2,12,150	95,18,097
				Indirect charges ..	21,10,669	6,048	21,16,717
				Total, Direct and Indirect Charges.	4,64,13,567	10,29,647	4,74,43,214
				Balance, net revenue ..	13,06,87,875	34,22,580	13,41,10,455
				Grand Total ..	17,71,01,442	44,52,227	18,15,53,669

GÖDĀVARI DELTA SYSTEM—*Canal Project*—cont.

No. 4.—Interest Account for and to end of 1926-1927.

	Amount.		Amount.
	RS.		RS.
Total interest charges to end of 1925-1926.	2,61,22,059	Net revenue realized to end of 1925-1926.	13,06,87,875
Total interest charges for the year 1926-1927.	5,26,174	Net revenue realized during 1926-1927.	34,22,580
Balance, net revenue	10,71,62,222		
Total ..	13,41,10,455	Total ..	13,41,10,455

No. 5.—Account of Indirect Charges for and to end of 1926-1927.

Particulars.	Previous.	1926-1927.	Total.
CAPITAL—	RS.	RS.	RS.
Capitalization of abatement of land revenue.	15,24,142	..	15,24,142
Leave and pension allowances	5,08,757	..	5,08,757
Audit and accounts	6,229	1,424	7,653
Total ..	20,39,128	1,424	20,40,552
REVENUE—			
Capitalization of abatement of land revenue.	1,01,936	..	1,01,936
Leave and pension allowances	19,84,645	..	19,84,645
Audit and accounts	24,088	6,048	30,136
Total ..	21,10,669	6,048	21,16,717
Grand Total ..	41,49,797	7,472	41,57,269

GÖDÄVARI DELTA

No. 6.—Statement comparing Charges

Particulars.	CHARGES AGAINST CLOSED SANCTIONS.			CURRENT SANC-	
	Expenditure against construction estimate.	Expenditure against open canal sanction.	Total.	Charges to date.	Amount of sanctioned estimate.
<i>Direct Charges</i>	RS.	RS.	RS.	RS.	RS.
Works	79,85,366	22,57,225	1,02,42,591	7,77,860	13,50,895
Establishment	19,55,654	5,28,156	24,83,810	3,45,380	3,00,995
Tools and plant	8,69,822	62,326	9,32,148	9,988	18,251
Suspense account
Total ..	1,08,10,842	28,47,707	1,36,58,549	11,33,228	16,70,141
Less—Receipts on capital account.	933	1,201	2,134
Net Total ..	1,08,09,909	28,46,506	1,36,56,415	11,33,228	16,70,141
<i>Indirect Charges.</i>					
Capitalized abatement of land revenue.	14,95,991	28,151	15,24,142
Leave and pension allowances.	3,92,601	73,821	4,66,422	42,335	..
Audit and accounts	2,480	2,480	5,173	..
Total ..	18,88,592	1,04,452	19,93,044	47,508	..
Grand Total ..	1,26,98,501	29,50,958	1,56,49,459	11,80,736	16,70,141

ADMINISTRATIVE ACCOUNTS
FOR THE YEAR 1926-1927.

MADRAS PRESIDENCY

SYSTEM—*Canal Project*—cont.
to date with Sanctioned Estimates.

DEBITED.		CREDITS.		REMARKS.	AMOUNT OF ESTIMATE.
Unspent balance of estimate.	Total charges to date against old and current sanctions.			G.O. No. and date.	
RS.	RS.				RS.
5,73,035	1,10,20,451				
— 44,385	28,29,190				
8,263	9,42,136			183 I., 10th May 1917.	57,702
..
5,36,913	1,47,91,777				
..	2,134				
5,36,913	1,47,89,643				
..	15,24,142				
— 42,335	5,08,757			Mis. 513 I., 13th May 1917.	1,37,000
— 5,173	7,653			.. 103 I., 25th March 1920.	9,74,000
— 47,508	20,40,552			.. 323 I., 23rd August 1921.	70,000
4,89,405	1,68,30,195			.. 22 I., 24th January 1923.	3,119
				.. 67 I., 7th March 1923.	12,900
				.. 212 I., 1st August 1923.	12,267
				.. 63 I., 4th March 1924.	9,000
				.. 205 I., 14th June 1924.	1,400
				.. 382 I., 6th November 1924.	13,600
				.. 54 I., 27th January 1925.	8,056
				.. 156 I., 4th April 1925.	3,700
				.. 532 I., 14th October 1925.	2,194
				Superintending Engineer's circle Register No. 64 of November 1925.	3,345
				Superintending Engineer's circle Register No. 1 of April 1926.	1,925
				Superintending Engineer's circle Register No. 1 of May 1926.	3,688
				Superintending Engineer's circle Register No. 2 of October 1926.	2,100
				Superintending Engineer's circle Register No. 3 of December 1926.	8,300
				Superintending Engineer's circle Register No. 4 of February 1927.	3,050
				Superintending Engineer's circle Register No. 213 G.E. of February 1927.	2,385
				Superintending Engineer's circle Register No. 5 of March 1927.	9,000
				Superintending Engineer's circle Register No. 6 of March 1927.	7,170
				Total ..	13,60,895

POLAVARAM ISLAND—Project.

No. 2.—Capital Account for and to end of 1926-1927.

Heads of account.	DIRECT CHARGES.			Cost of construction as now estimated.	Expenditure against closed estimate.
	Previous.	1926-1927.	Total.		
I. WORKS—	RS.	RS.	RS.	RS.	
(2) <i>Main Canals and Branches—</i>					
A. Preliminary expenses	5,000	..
B. Land ..	4,636	15,481	20,117	34,500	..
G. Bridges ..	15,030	26,284	41,314	51,200	..
I. Navigation ..	44	444	488	16,400	..
K. Buildings	10,000	..
L. Earthwork ..	4	35,613	35,617	1,59,720	..
O. Miscellaneous.	..	2,681	2,681	10,510	..
P. Maintenance.	5,000	..
Unforeseen Works.	1,28,780	..
Total ..	19,714	80,503	1,00,217	4,21,110	..
(3) <i>Distributaries—</i>					
B. Land ..	36,283	83,475	1,19,758	1,42,320	..
C. Works ..	7,629	1,39,089	1,46,718	6,23,870	..
K. Buildings ..	7,603	— 7,603	11,518	6,000	..
L. Earthwork ..	109	11,409	129	1,94,590	..
O. Miscellaneous	129	..	3,690	..
Total ..	51,624	2,26,499	2,78,123	9,70,470	..
(4) <i>Drainage and Protective works—</i>					
O. Miscellaneous.	14,200	..
Total	14,200	..
Total, Works ..	71,338	3,07,002	3,78,340	14,05,780	..
II. ESTABLISHMENT ..	31,596	1,11,113	1,42,709	3,51,445	..
III. TOOLS AND PLANT ..	1,892	1,517	3,409	28,115	..
Grand Total ..	1,04,826	4,19,632	5,24,458	17,85,340	..
V. Less—RECEIPT ON CAPITAL ACCOUNT.	..	150	150
Net Total ..	1,04,826	4,19,482	5,24,308	17,85,340	..
Chargeable to 55-A. Irrigation Works—Productive ..	1,04,826	4,19,482	5,24,308		

POLAVARAM ISLAND—*Project*—cont.

No. 4.—Interest Account for and to end of 1926-1927.

	Amount.		Amount.
	RS.		RS.
Total interest charges to end of 1925-1926	2,726	Net revenue realized to end of 1925-1926
Total interest charges for the year 1926-1927	17,364	Net revenue realized during 1926-1927
		Balance, net interest charges ..	20,090
Total ..	20,090	Total ..	20,090

No. 5.—Accounts of Indirect Charges for and to end of 1926-1927.

Particulars.	Previous	1926-1927.	Total.
	RS.	RS.	RS.
CAPITAL—			
Capitalization of abatement of land revenue
Leave and pension allowances	4,423	..	4,423
Audit and accounts	713	3,070	3,783
Total ..	5,136	3,070	8,206
REVENUE—			
Capitalization of abatement of land revenue
Leave and pension allowances
Audit and accounts
Total
Grand Total ..	5,136	3,070	8,206

POLAVARAM ISLAND—Project—cont.

No. 6.—Statement comparing Charges to date with Sanctioned Estimates.

Particulars.	CHARGES AGAINST CLOSED SANCTIONS.			CURRENT SANCTIONS.			Total charges to date against old and current sanctions.	REMARKS.	
	Expenditure against construction estimate.	Expenditure against open canal sanction.	Total.	Charges to date.	Amount of sanctioned estimate.	Unspent balance of estimate.		G.O. No. and date.	Amount of estimate.
<i>Direct Charges.</i>				RS.	RS.	RS.		<i>Direct Charges.</i>	RS.
Works	3,78,340	14,05,780	10,27,440	..	183 I., 23rd April 1925.	14,05,780
Establishment	1,42,709	3,51,445	2,08,736	..		
Tools and plant	3,409	28,115	24,706	..		
Suspense account		
Total	5,24,458	17,85,340	12,60,882	..		
Less—Receipts on Capital Account	150	..	— 150	..		
Net Total	5,24,308	17,85,340	12,61,032	..		
<i>Indirect Charges.</i>								<i>Indirect Charges.</i>	
Capitalized abatement of land revenue	6,400	6,400	..	183 I., 23rd April 1925.	69,660
Leave and pension allowances	4,423	49,202	44,779	..		
Audit and accounts	3,783	14,058	10,275	..		
Total	8,206	69,660	61,454	..		
Grand Total	5,32,514	18,55,000	13,22,486	..		

KISTNA DELTA SYSTEM—*Canal Project.*

No. 2.—Capital Account for and to end of 1926-1927.

Heads of account.	DIRECT CHARGES.			Cost of construction as now estimated (construction estimate closed on 31st March 1898).	Expenditure against closed estimate.
	Previous.	1926-1927.	Total.		
I. WORKS—					
(1) <i>Head Works—</i>	RS.	RS.	RS.	RS.	RS.
B. Land	12,732	..	12,732	12,732	12,732
C. Works	10,44,603	8,009	10,36,594	10,61,175	6,65,413
K. Buildings	1,02,702	..	1,02,702	1,02,702	1,02,702
O. Miscellaneous	2,971	..	2,971	2,971	2,971
Total	11,63,008	8,009	11,54,999	11,79,580	7,83,818
(2) <i>Main Canals and Branches—</i>					
A. Preliminary expenses	1,853	..	1,853	1,853	1,853
B. Land	1,10,482	..	1,10,482	1,10,482	1,10,482
D. Regulators	3,74,292	1,57,452	5,31,744	5,76,459	2,03,498
E. Falls and weirs	18,119	..	18,119	18,119	18,119
F. River and hill torrent works	4,43,712	21,696	4,65,407	4,76,712	4,43,712
F. (1) Other cross drainage works	97,904	..	97,904	97,904	97,904
G. Bridges	1,89,851	7,399	1,97,250	2,14,091	1,87,841
H. Escapes	84,128	..	84,128	84,128	84,128
I. Navigation works	6,93,274	..	6,93,274	6,93,274	6,93,274
K. Buildings	1,49,657	..	1,49,657	1,49,657	1,49,657
L. Earthwork	19,94,665	..	19,94,665	19,96,498	19,94,268
N. Tanks and reservoirs	1,213	..	1,213	1,213	1,213
O. Miscellaneous	1,42,864	781	1,43,645	1,44,014	1,41,714
Total	43,02,014	1,87,327	44,89,341	45,64,404	41,87,663
(3) <i>Distributaries—</i>					
A. Preliminary expenses	4,171	..	4,171	4,171	4,171
B. Land	3,79,771	..	3,79,771	3,79,771	3,79,771
C. Works	6,72,193	111	6,72,304	6,81,372	6,73,012
L. Earthwork	8,91,551	..	8,91,551	8,91,551	8,91,551
O. Miscellaneous	86,756	..	86,756	86,756	86,756
Total	20,34,412	111	20,34,523	20,43,621	20,35,261
(4) <i>Drainage and Protective Works—</i>					
A. Preliminary expenses	774	..	774	774	774
B. Land	1,79,732	5,378	1,85,110	2,09,940	1,49,720
C. Works	3,66,568	1,727	3,68,296	4,87,235	3,55,526
K. Buildings	1,886	85	1,801	1,801	1,801
L. Earthwork	16,52,317	2,59,145	19,11,462	20,65,391	16,54,471
O. Miscellaneous	51,266	1,243	50,023	50,431	47,601
P. Maintenance	2,985	..	2,985	2,985	2,985
Total	22,55,528	2,64,922	25,20,450	28,18,557	21,12,877

KISTNA DELTA SYSTEM—*Canal Project*—cont.

No. 2.—Capital Account for and to end of 1926-1927—cont.

Heads of account.	DIRECT CHARGES.			Cost of construction as now estimated (construction estimate closed on 31st March 1898).	Expenditure against closed estimate.
	Previous.	1926-1927.	Total.		
I. WORKS—cont.	RS.	RS.	RS.	RS.	RS.
(5) <i>Special tools and plant</i>	50,000	..
Provision for unforeseen works	108	— 108	..	56,380	..
Total outlay on current sanctions.	97,55,100	4,44,243	1,01,99,343	1,07,12,542	91,19,619
Old outlay	30,81,755	..	30,81,755	30,81,755	30,81,755
Total, Works	1,28,36,855	4,44,243	1,32,81,098	1,37,94,297	1,22,01,374
II. ESTABLISHMENT	30,42,246	1,84,329	31,76,575	31,72,911	27,74,623
III. TOOLS AND PLANT	7,09,465	2,637	7,12,102	7,32,997	7,01,139
Grand Total	1,65,88,566	6,81,209	1,71,69,775	1,77,00,205	1,56,77,136
V. Less—RECEIPTS ON CAPITAL ACCOUNT	19,099	833	19,932	19,932	19,932
Net Total	1,65,69,467	5,80,376	1,71,49,843	1,76,80,273	1,56,57,204
Apportionment—					
Chargeable to 49. Irrigation	1,55,95,783	..	1,55,95,783		
Chargeable to 55-A. Irrigation—	9,73,684	5,80,376	15,54,060		
1. Productive.					
Total	1,65,69,467	5,80,376	1,71,49,843		

C-IV.—Statement showing the financial results of Irrigation, Navigation, Embankment and Drainage Works (classed as Productive and Unproductive) for which Capital and Revenue accounts are kept in the Madras Presidency for the year 1924-25 based on assessment for the year—*cont.*

Works or systems.	Capital outlay (direct and indirect) to end of the year.	Revenue assessed during the year.							
		Direct revenue.					Indirect revenue, and land revenue due to operations of canal.	Less refunds of revenue.	Grand total.
		Owner's rate.	Planta-tion.	Navi-gation.	Miscel-laneous.	Total.			
(1)	(2)	(3)	(4)	(5)	(6)	(7)	(8)	(9)	(10)
A.—IRRIGATION WORKS—<i>cont.</i>									
2. UNPRODUCTIVE WORKS—<i>cont.</i>									
	RS.		RS.	RS.	RS.	RS.	RS.	RS.	RS.
14. Vemula tank	63,757
15. Sagilera tank	4,64,727	64	64	23,417	..	23,481
16. Talaputavanka tank	68,824
17. Cumbum tank	86,873	36,534	..	36,534
18. Markapur tank	1,23,144	6,474	..	6,474
19. Yellanur tank	2,69,707	1,294	..	1,294
20. Kocheruvu tank	1,35,734	666	..	666
21. Siddapur tank	8,04,486	1,091	..	1,091
22. Nagavaram anicut and supply channel	1,09,890	4,113	..	4,113
23. Venkatapuram tank	3,84,921	691	..	691
24. Kurnool-Cuddupah canal	2,33,84,399	..	35	1,755	13,122	14,912	3,63,360	22	3,78,250
25. Tippyapalem project	20,286
26. Barur tank	4,43,113	901	901	22,182	14	23,069
27. Kanniyapalem anicut	1,28,774	4,000	4,000	4,000
28. Madras water-supply and irrigation system.	18,21,272	..	191	..	31,863	32,054	24,205	..	56,259
29. Peilandorai anicut system	6,92,017	..	273	..	252	525	56,700	..	57,225
30. Panjanpa ti reservoir	3,39,276	102	102	865	..	967
Total, A. Irrigation— 2. Unproductive Works	4,04,62,184	..	568	1,755	68,738	61,061	9,91,009	69	10,52,001
Total, A. Irrigation Works	11,23,96,640	..	41,125	3,15,732	2,31,172	4,88,029	1,84,25,500	2,317	1,89,11,212

KISTNA DELTA SYSTEM—Canal Project—cont.
No. 3.—Revenue Account for and to end of 1926-1927.

Receipts.	TOTAL.			Charges.	TOTAL.		
	Previous.	1926-1927.	Total.		Previous.	1926-1927.	Total.
I. DIRECT RECEIPTS—	RS.	RS.	RS.	I. EXTENSIONS AND IMPROVEMENTS—	RS.	RS.	RS.
3. Sale of water	13,428	1,360	14,788	(1) Head works	1,47,520	1,132	1,48,652
4. Water-supply of towns	64,995	1,011	66,006	(2) Main canals and branches	4,30,981	66,171	4,97,152
5. Receipts from plantations	3,72,026	5,228	3,77,254	(3) Distributaries	5,83,812	14,031	5,97,843
6. Receipts from other canal produce.	9,31,658	53,235	9,84,893	(4) Drainage and protective works	1,64,033	15,790	1,79,823
7. Water power	831	150	981	(5) Special tools and plant	19,664	..	19,664
8. Navigation receipts	22,79,181	90,582	23,69,763	Total	13,46,010	97,124	14,43,134
9. Rents of buildings	79,103	2,529	81,632	II. MAINTENANCE AND REPAIRS—			
10. Fines	869	..	869	(1) Head works	9,26,051	90,577	10,16,628
11. Miscellaneous	1,24,716	1,056	1,25,772	(2) Main canals and branches	74,49,246	3,15,379	77,64,625
Deduct—Refunds	4,781	702	5,483	(3) Distributaries	35,66,614	1,69,600	37,36,214
(4) Drainage and protective works				(4) Drainage and protective works	6,05,447	64,421	6,69,868
(5) Special tools and plant				(5) Special tools and plant	2,30,755	..	2,30,755
Add—Unclassifiable outlay				Total	9,10,934	..	9,10,934
Total, Revenue realized in Public Works Department	38,62,026	1,54,449	40,16,475	Total	1,36,89,047	6,39,977	1,43,29,024
Irrigation Revenue realized in Civil Department	12,56,92,337	38,13,855	12,95,06,202	Total, Extensions and Improvements and Maintenance and Repairs	1,50,35,057	7,37,101	1,57,72,158
Total, Direct Receipts	12,95,54,363	39,68,314	13,35,22,677	IV. ESTABLISHMENT	1,01,40,538	2,22,881	1,03,63,419
II. INDIRECT REVENUE—				V. TOOLS AND PLANT	19,05,741	4,376	19,10,117
Share of land revenue collected in the Civil Department	85,51,692	1,37,622	86,89,314	VI. REFUNDS OF REVENUE	25,907	..	25,907
Total, Public Works and Civil Departments—Revenue	13,81,06,055	41,05,936	14,22,11,991	Deduct—Recoveries on Revenue Account.	1,369	1,794	3,163
Total, Receipts	13,81,06,055	41,05,936	14,22,11,991	Total, Direct Charges	2,71,05,674	9,62,564	2,80,68,438
				Share of collection charges in the Civil Department	70,58,801	1,96,481	72,55,282
				Indirect charges	15,56,696	7,271	15,64,067
				Total, Direct and Indirect Charges	3,57,21,371	11,66,416	3,68,87,787
				Balance, net revenue	10,23,84,684	29,39,520	10,53,24,204
				Grand Total	13,81,06,055	41,05,936	14,22,11,991

KISTNA DELTA SYSTEM—*Canal Project*—cont.

No. 4.—Interest Account for and to end of 1926-1927.

	Amount.		Amount.
	RS.		RS.
Total interest charges to end of 1925-1926	2,42,94,289	Net revenue realized to end of 1925-1926	10,23,84,664
Total interest charges for the year 1926-1927	5,95,814	Net revenue realized during 1926-1927	29,39,520
Balance, net revenue	8,04,34,101		
Total ..	10,53,24,204	Total ..	10,53,24,204

No. 5.—Account of Indirect Charges for and to end of 1926-1927.

Particulars.	Previous.	1926-1927.	Total.
CAPITAL—	RS.	RS.	RS.
Capitalization of abatement of land revenue.	6,16,821	..	6,16,821
Leave and pension allowances	5,03,855	..	5,03,855
Audit and Accounts	6,711	4,442	11,153
Total ..	11,27,387	4,442	11,31,829
REVENUE—			
Capitalization of abatement of land revenue .	26,533	..	26,533
Leave and pension allowances	15,11,522	..	15,11,522
Audit and Accounts	18,641	7,371	26,012
Total ..	15,56,696	7,371	15,64,067
Grand Total ..	26,84,083	11,813	26,95,896

KISTNA DELTA SYSTEM—*Canal Project*—cont.

No. 6.—Statement comparing Charges to date with Sanctioned Estimate.

KISTNA DELTA SYSTEM—

No. 6.—Statement comparing Charges to

Particulars.	CHARGES AGAINST CLOSED SANCTIONS.			CURRENT	
	Expenditure against construction estimate.	Expenditure against open canal sanctions.	Total.	Charges to date.	Amount of sanctioned estimate.
<i>Direct Charges.</i>	RS.	RS.	RS.	RS.	RS.
Works	94,90,888	27,10,485	1,22,01,374	10,79,724	15,92,923
Establishment	22,14,258	5,60,365	27,74,623	4,01,952	3,98,288
Tools and plant	6,60,944	40,195	7,01,139	10,963	31,858
Suspense account
Total ..	1,23,66,090	33,11,046	1,56,77,136	14,92,639	20,23,069
Less—Receipts on Capital Account.	15,400	4,532	19,932
Net Total ..	1,23,50,690	33,0,514	1,56,57,204	14,92,639	20,23,069
<i>Indirect Charges.</i>					
Capitalized abatement of land revenue.	4,53,037	1,63,279	6,16,316	505	..
Leave and pension allowances.	3,87,938	78,418	4,66,356	37,499	..
Audit and Accounts	1,560	1,560	9,593	..
Total ..	8,40,975	2,43,257	10,84,232	47,597	..
Grand Total ..	1,31,91,665	35,49,771	1,67,41,436	15,40,236	20,23,069

ADMINISTRATIVE ACCOUNTS
FOR THE YEAR 1926-1927.

MADRAS PRESIDENCY.

Canal Project—cont.

date with Sanctioned Estimate.

SANCTIONS.		REMARKS.	
Unspent balance of estimate.	Total charges to date against old and current sanctions.	G.O. No. and date.	Amount of estimate.
RS.	RS.	<i>Direct Charges.</i>	RS.
5,13,199	1,32,81,098	Mis. 224 I., 1st July 1921	5,700
— 3,864	31,76,575	„ 173 I., 7th June 1922	2,300
20,895	7,12,102	„ 192 I., 7th July 1922	9,400
..	..	„ 237 I., 23rd September 1922	2,160
5,30,430	1,71,69,775	„ 252 I., 9th October 1922	7,35,000
..	19,932	„ 67 I., 7th March 1923	12,900
..	..	„ 102 I., 3rd May 1923	2,200
..	..	„ 230 I., 15th August 1923	2,000
..	..	„ 22 I., 18th January 1924	20,700
..	..	„ 77 I., 17th March 1924	2,230
5,30,430	1,71,49,843	„ 373 I., 1st November 1924	41,360
..	..	„ 2 I., 3rd January 1925, and 475 I., 21st September 1925.	1,961
..	..	„ 19 I., 6th January 1925, and 639 I., 9th December 1925.	3,950
— 505	6,16,821	„ 176 I., 22nd April 1925	6,200
— 37,499	5,03,855	„ 600 I., 17th November 1925	3,95,762
— 9,593	11,153	„ 124 I., 26th February 1926	5,100
..	..	„ 267 I., Press. 21st May 1926	3,11,000
..	..	Superintending Engineer, Bezwada Circle, Regr. No. 1 of August 1926.	33,000
— 47,597	11,31,829	Total ..	15,92,928
4,82,833	1,82,81,672		

DIVI PUMPING SYSTEM—*Canal Project.*

No. 2.—Capital Account for and to end of 1926-1927.

Heads of account.	DIRECT CHARGES.			Cost of construction as now estimated (construction estimate closed on 31st October 1913).	Expenditure against closed estimate.
	Previous.	1926-1927.	Total.		
1	2	3	4	5	6
I. WORKS—	RS.	RS.	RS.	RS.	RS.
(1) <i>Head Works—</i>					
A. { Old outlay	16,954	..	16,954	} 17,337	17,337
Preliminary expenses	383	..	383		
B. Land	10,478	..	10,478	10,478	10,478
C. Works	1,42,242	..	1,42,242	1,87,186	1,42,242
K. Buildings	4,16,158	5,669	4,21,827	4,21,488	4,16,158
O. Miscellaneous	15,520	..	15,520	15,520	15,520
P. Maintenance	4,070	..	4,070	4,070	4,070
Unforeseen Works
Total ..	6,05,805	5,669	6,11,474	6,56,078	6,05,805
(2) <i>Main Canals and Branches—</i>					
A. Preliminary expenses
B. Land	37,773	1,697	39,470	37,691	35,781
D. Regulators	28,472	243	28,715	28,358	27,998
E. Falls and weirs
F. River and hill torrent works.
F. (1) Other cross drainage works.
G. Bridges	37,526	..	37,526	38,030	37,526
H. Escapes
I. Navigation works
K. Buildings	1,369	1,369	1,900	..
L. Earthwork	1,12,852	1,936	1,14,788	1,16,304	1,07,864
N. Tanks and reservoirs
O. Miscellaneous	2,573	2	2,575	2,445	2,259
P. Maintenance	4,516	..	4,516	4,516	4,516
Unforeseen Works
Total ..	2,23,712	5,247	2,28,959	2,29,244	2,15,944
(3) <i>Distributaries—</i>					
A. Preliminary expenses	7,997	..	7,997	7,997	7,997
B. Land	43,778	..	43,778	43,778	43,778
C. Works	27,694	..	27,694	27,694	27,694
L. Earthwork	80,328	..	80,328	80,328	80,328
O. Miscellaneous	11,348	..	11,348	11,348	11,348
Unforeseen works
Total ..	1,71,145	..	1,71,145	1,71,145	1,71,145

DIVI PUMPING SYSTEM—*Canal Project*—cont.No. 2.—Capital Account for and to end of 1926-1927—*cont.*

Heads of account.	DIRECT CHARGES.			Cost of construction as now estimated (construction estimate closed on 31st October 1913).	Expenditure against closed estimate.
	Previous.	1926-1927.	Total.		
1	2	3	4	5	6
I. WORKS—cont.	RS.	RS.	RS.	RS.	RS.
(4) <i>Drainage and Protective Works—</i>					
A. Preliminary expenses
B. Land	3,457	..	3,457	3,457	3,457
C. Works	76,207	..	76,207	76,207	76,207
L. Earthwork	11,553	..	11,553	11,553	11,553
O. Miscellaneous	1,007	..	1,007	1,007	1,007
P. Maintenance
Lump sum provision
Total ..	92,224	..	92,224	92,224	92,224
(5) <i>Special tools and plant.</i>	3,41,033	..	3,41,033	3,41,033	3,41,033
Total outlay on current sanctions.	14,33,913	10,916	14,44,835	14,89,724	14,26,151
II. ESTABLISHMENT	3,76,416	3,300	3,79,716	3,84,679	3,68,785
III. TOOLS AND PLANT	6,76,920	65	6,76,985	6,78,066	6,76,794
Grand Total ..	24,87,255	14,281	25,01,536	25,52,469	24,71,730
V. <i>Less—RECEIPTS ON CAPITAL ACCOUNT.</i>	490	..	490	490	490
Net Total ..	24,86,765	14,281	25,01,046	25,51,979	24,71,240
<i>Apportionment—</i>					
Chargeable to 49. Irrigation ..	19,56,450	..	19,56,450
Chargeable to 48. Irrigation— Provincial.	16,954	..	16,954
Chargeable to 55-A. Irrigation— 1. Productive.	5,13,361	14,281	5,27,642
Total ..	24,86,765	14,281	25,10,046

DIVI PUMPING SYSTEM—Canal Project—cont.
No. 3.—Revenue Account for and to end of 1926—1927.

Receipts.	TOTAL.			Charges.	TOTAL.		
	Previous.	1926-1927.	Total.		Previous.	1926-1927.	Total.
I. DIRECT RECEIPTS—	RS.	RS.	RS.	I. EXTENSIONS AND IMPROVEMENTS—	RS.	RS.	RS.
3. Sale of water	(1) Head works	16,874	573	17,447
4. Water-supply of towns	(2) Main canals and branches	1,370	1,285	2,655
5. Receipts from plantations	787	..	787	(3) Distributaries	11,353	920	12,273
6. Receipts from other canal produce	16,006	1,814	17,820	(4) Drainage and protective works	6,010	— 90	5,920
8. Navigation receipts	570	56	626	(5) Special tools and plant	689	..	689
9. Rents of buildings	5,509	605	6,114	Total ..	36,296	2,688	38,984
10. Fines	II. MAINTENANCE AND REPAIRS—			
11. Miscellaneous	575	7	582	(1) Head works	10,68,413	87,711	11,56,124
<i>Deduct—Refunds</i>	36	..	36	(2) Main canals and branches	89,828	15,294	1,05,122
Total, revenue realized in Public Works Department	23,411	2,482	25,893	(3) Distributaries	57,485	2,828	60,313
Irrigation revenue realized in Civil Department	22,96,972	1,56,370	24,53,342	(4) Drainage and protective works	1,706	1,253	2,999
				(5) Special tools and plant	20,730	..	20,730
				<i>Add—Unclassifiable outlay</i>
Total, Direct Receipts ..	23,20,383	1,58,852	24,79,235	Total ..	12,38,162	1,07,126	13,45,288
II. INDIRECT RECEIPTS—				Total, Extensions and Improvements and Maintenance and Repairs ..	12,74,458	1,09,814	13,84,272
Share of land revenue collected in the Civil Department ..	4,96,835	69,029	5,65,864	IV. ESTABLISHMENT	5,56,284	33,205	5,89,489
				V. TOOLS AND PLANT	65,015	651	65,666
Total, Public Works and Civil Departments, Revenue	28,17,218	2,27,881	30,45,099	VI. REFUNDS OF REVENUE	15	..	15
				<i>Deduct—Recoveries on Revenue account.</i>	38	..	38
Total, Receipts ..	28,17,218	2,27,881	30,45,099	Total, Direct Charges ..	18,95,734	1,43,670	20,39,404
				Share of collection charges in the Civil Department	1,20,768	8,130	1,28,898
				Indirect charges	83,552	1,098	84,650
				Total, Direct and Indirect Charges.	21,00,054	1,52,898	22,52,952
				<i>* Deduct—Old maintenance charges saved to Government</i>	2,48,546	16,956	2,64,602
				Net Total ..	18,51,508	1,36,842	19,88,350
				Balance, net revenue ..	9,65,710	91,039	10,56,749
				Grand Total ..	28,17,218	2,27,881	30,45,099

* Direct—	RS.
Extensions and improvements	49
Maintenance and repairs	12,131
Establishment	3,682

Direct—cont.	RS.
Tools and plant	72
Total, Direct ..	15,934
Indirect	122
Total, Direct and Indirect ..	16,056

DIVI PUMPING SYSTEM—*Canal Project*—cont.

No. 4.—Interest Account for and to end of 1926-1927.

	Amount.		Amount.
	RS.		RS.
Total interest charges to end of 1925-1926.	13,07,100	Net revenue realized to end of 1925-1926.	9,65,710
Total interest charges for the year 1926-1927.	95,958	Net revenue realized during 1926-1927.	91,039
		Balance net interest charges	3,46,309
Total ..	14,03,058	Total ..	14,03,058

No. 5.—Account of Indirect Charges for and to end of 1926-1927.

Particulars.	Previous.	1926-1927.	Total.
	RS.	RS.	RS.
CAPITAL—			
Capitalization of abatement of land revenue ..	4,390	..	4,390
Leave and pension allowances	52,699	..	52,699
Audit and accounts	3,519	109	3,628
Total ..	60,608	109	60,717
REVENUE—			
Capitalization of abatement of land revenue ..	334	..	334
Leave and pension allowances	77,881	..	77,581
Audit and accounts	5,337	1,098	6,435
Total ..	83,552	1,098	84,650
Grand Total ..	1,44,160	1,207	1,45,367

DIVI PUMPING SYSTEM—
No. 6.—Statement comparing Charges to

Particulars.	CHARGES AGAINST CLOSED SANCTIONS.			CURRENT	
	Expenditure against construction estimate.	Expenditure against open canal sanctions.	Total.	Charges to date.	Amount of sanctioned estimate.
<i>Direct Charges.</i>	RS.	RS.	RS.	RS.	RS.
Works	9,86,285	4,39,866	14,26,151	18,684	63,573
Establishment	1,87,250	1,81,535	3,68,785	10,931	15,894
Tools and plant	6,71,389	5,405	6,76,794	191	1,272
Suspense account
Total ..	18,14,921	6,26,806	24,71,730	29,806	80,739
<i>Loss—Receipts on Capital Account.</i>	377	113	490
Net Total ..	18,14,547	6,26,693	24,71,240	29,806	80,739
<i>Indirect Charges.</i>					
Capitalized abatement of land revenue.	379	4,011	4,390
Leave and pension allowances.	26,215	25,414	51,629	1,070	..
Audit and accounts	3,517	3,517	111	..
Total ..	26,594	32,942	59,536	1,181	..
Grand Total ..	18,71,141	6,59,635	25,30,776	30,987	80,739

C-IV.—Statement showing the financial results of Irrigation, Navigation, Embankment and Drainage Works (classed as Productive and Unproductive) for which Capital and Revenue Accounts are kept in the Madras Presidency for the year 1924-25 based on assessment for the year—*cont.*

Works or systems.	Capital outlay (direct and indirect) to end of the year.	Revenue assessed during the year.							
		Direct revenue.					Indirect revenue, and land revenue due to operations of canal.	Less refunds of revenue.	Grand total.
		Owner's rate.	Planta-tion.	Navi-gation.	Miscel-laneous.	Total.			
(1)	(2)	(3)	(4)	(5)	(6)	(7)	(8)	(9)	(10)
B. NAVIGATION, EMBANKMENT AND DRAINAGE WORKS.	RS.		RS.	RS.	RS.	RS.	RS.	RS.	RS.
2. UNPRODUCTIVE WORKS.									
1. Ganjam-Gopalpur canal	1,55,493	..	268	268	268
2. Buckingham do.	90,55,326	..	8,629	68,407	3,527	80,563	..	359	80,204
3. Vedaranniyam do.	1,36,432	1,072	31	1,103	..	1	1,102
Total, B. Navigation, etc., Works— 2. Unproductive Works	93,47,251	..	8,897	69,479	3,556	81,934	..	360	81,674
Total, B. Navigation, etc., Works ..	93,47,251	..	8,897	69,479	3,558	81,934	..	360	81,674
Total, Construction of Irrigation, etc., Works.	12,17,43,891	..	60,022	2,85,211	2,34,730	5,69,963	1,84,25,500	2,677	1,89,92,786

ADMINISTRATIVE ACCOUNTS
FOR THE YEAR 1926-1927.

MADRAS PRESIDENCY.

Canal Project—cont.

date with Sanctioned Estimates.

SANCTIONS.		REV. RKS.	
Unspent balance of estimate.	Total charges to date against old and current sanctions.	G.O. No. and date.	Amount of estimate.
RS.	RS.		RS.
44,889	14,44,835	Mis. 162 I., 18th June 1923	11,400
4,963	5,79,716	Mis. 143 I., 21st March 1925	44,943
1,081	6,76,985	Mis. 43 I./A, 20th January 1926, and 1051 I., 18th August 1926.	1,900
..	..	Superintending Engineer's Circle Register No. 2 of May 1926.	2,830
50,933	25,01,536	Superintending Engineer's Circle Register No. 3 of May 1926.	2,500
..	490		
50,933	25,01,046	Total ..	63,573
..	4,390		
-- 1,070	52,699		
-- 111	3,628		
-- 1,181	60,717		
49,752	25,61,763		

PENNER RIVER CANALS SYSTEM—*Canal Project.*

No. 2.—Capital Account for and to end of 1926-1927.

Heads of account.	DIRECT CHARGES.			Cost of construction as now estimated (5) (construction estimate closed on 31st March 1894).	Expenditure against closed estimate.
	Previous.	1926-1927.	Total.		
(1)	(2)	(3)	(4)	(5)	(6)
	RS.	RS.	RS.	RS.	RS.
I. WORKS—					
(1) Head Works—					
A. Preliminary expenses ..	51,130	..	51,130	51,130	51,130
B. Land	18,513	..	18,513	18,513	18,513
C. Works	7,40,984	..	7,40,984	7,40,984	7,40,984
K. Buildings	24,039	..	24,039	24,039	24,039
O. Miscellaneous	32,502	..	32,502	32,502	32,502
P. Maintenance	4,105	..	4,105	4,105	4,105
Total ..	8,71,273	..	8,71,273	8,71,273	8,71,273
(2) Main Canals and Branches—					
A. Preliminary expenses ..	506	..	506	506	506
B. Land	3,92,241	..	3,92,241	3,92,241	3,92,241
D. Regulators	2,13,597	..	2,13,597	2,13,597	2,13,597
E. Falls and weirs	36,643	..	36,643	36,643	36,643
F. River and hill torrent works	1,559	..	1,559	1,559	1,559
F. (1) Other cross drainage works	3,594	..	3,594	3,594	3,594
G. Bridges	62,275	..	62,275	62,275	62,275
H. Escapes	22,377	..	22,377	22,377	22,377
K. Buildings	18,442	..	18,442	18,442	18,442
L. Earthwork	4,02,471	..	4,02,471	4,02,471	4,02,471
N. Tanks and reservoirs ..	3,74,582	..	3,74,582	3,74,582	3,74,582
O. Miscellaneous	23,942	..	23,942	23,942	23,942
P. Maintenance	22,082	..	22,082	22,082	22,082
Total ..	15,74,311	..	15,74,311	15,74,311	15,74,311
Reservoirs—					
B. Land	159	..	159	159	159
C. Works	37,498	..	37,498	37,498	37,498
L. Earthwork	40,176	..	40,176	40,176	40,176
O. Miscellaneous	132	..	132	132	132
Total ..	77,965	..	77,965	77,965	77,965
(3) Distributaries—					
A. Preliminary expenses ..	100	..	100	100	100
B. Land	89,184	..	89,184	89,184	89,184
C. Works	4,76,765	..	4,76,765	4,76,765	4,76,765
L. Earthwork	5,48,521	..	5,48,521	5,48,521	5,48,521
N. Tanks and reservoirs ..	1,15,250	..	1,15,250	1,15,250	1,15,250
O. Miscellaneous	16,981	..	16,981	16,981	16,981
P. Maintenance	9,469	..	9,469	9,469	9,469
Total ..	12,56,270	..	12,56,270	12,56,270	12,56,270

PENNER RIVER CANALS SYSTEM—*Canal Project*—cont.

No. 2.—Capital Account for and to end of 1926-1927—cont.

Heads of account.	DIRECT CHARGES.			Cost of construction as now estimated (construction estimate closed on 31st March 1927).	Expenditure against closed estimate.
	Previous	1926-1927.	Total.		
(1)	(2)	(3)	(4)	(5)	(6)
	RS.	RS.	RS.	RS.	RS.
I. WORKS—cont.					
(4) <i>Drainage and Protective Works—</i>					
B. Land	27,998	..	27,998	27,998	27,998
C. Works	67,264	..	67,264	67,264	67,264
L. Earthwork	2,37,122	..	2,37,122	2,37,122	2,37,122
O. Miscellaneous	1,599	..	1,599	1,599	1,599
Total	3,33,983	..	3,33,983	3,33,983	3,33,983
(6) <i>Special tools and plant—</i>					
Total outlay on current sanctions	41,13,802	..	41,13,802	41,13,802	41,13,802
Old outlay	5,26,117	..	5,26,117	5,26,117	5,26,117
Total, Works	46,39,919	..	46,39,919	46,39,919	46,39,919
II. ESTABLISHMENT	9,66,740	..	9,66,740	9,66,740	9,66,740
III. TOOLS AND PLANT	1,44,476	..	1,44,476	1,44,476	1,44,476
Grand Total	57,51,135	..	57,51,135	57,51,135	57,51,135
V. <i>Loss—RECEIPTS ON CAPITAL ACCOUNT</i>	2,858	..	2,858	2,858	2,858
Net Total	57,48,277	..	57,48,277	57,48,277	57,48,277
<i>Apportionment—</i>					
Chargeable to 49. Irrigation	57,19,935	..	57,19,935
Chargeable to 55-A. Irrigation—					
1. Productive	28,342	..	28,342
Total	57,48,277	..	57,48,277

PENNER RIVER CANALS SYSTEM—Canal Project—cont.
No. 3.—Revenue Account for and to end of 1926–1927.

Receipts.	TOTAL.			Charges.	TOTAL.		
	Previous.	1926–1927.	Total.		Previous.	1926–1927.	Total.
I. DIRECT RECEIPTS—	RS.	RS.	RS.	I. EXTENSIONS AND IMPROVEMENTS—	RS.	RS.	RS.
5. Receipts from plantations ..	1,886	..	1,886	(1) Head works	15,116	231	15,347
6. Receipts from other canal produce	80,246	2,420	82,666	(2) Main canals and branches	99,013	462	99,475
8. Navigation	48	43	91	(3) Distributaries	2,50,765	467	2,51,232
9. Rents of buildings	11,970	546	12,516	(4) Drainage and protective works	28,320	2,246	30,566
10. Fines	11	..	11	(5) Special tools and plant	— 207	..	— 207
11. Miscellaneous	9,406	401	9,807	<i>Add—Unclassifiable outlay</i>	8,370	..	8,370
<i>Deduct—Refunds</i>	621	69	690	Total ..	4,01,377	3,406	4,04,783
Total, Revenue realized in Public Works Department	1,02,946	3,341	1,06,287	II. MAINTENANCE AND REPAIRS—			
Irrigation revenue realized in Civil Department	1,77,06,674	4,97,047	1,82,03,721	(1) Head works	4,42,127	12,917	4,55,044
Total, Direct Receipts	1,78,09,620	5,00,388	1,83,10,008	(2) Main canals and branches	11,16,138	33,260	11,49,398
II. INDIRECT RECEIPTS—				(3) Distributaries	10,91,764	25,208	11,17,072
Share of land revenue collected in the Civil Department ..	22,11,667	62,095	22,73,762	(4) Drainage and protective works	99,846	3,023	1,02,869
				(5) Special tools and plant	549	..	549
				<i>Add—Unclassifiable outlay</i>	23,236	..	23,236
				Total ..	27,73,660	74,508	28,48,168

Total, Public Works and Civil Departments, Revenue ..	2,00,21,287	5,62,483	2,05,83,770	III. COMPENSATION	7,390	..	7,390
				Total, Extensions and Improvements and Maintenance and Repairs	31,82,427	77,914	32,60,341
				IV. ESTABLISHMENT	15,96,283	23,559	16,19,842
				V. TOOLS AND PLANT	32,441	462	32,903
				VI. REFUNDS OF REVENUE	1,907	..	1,907
				Total, Direct Charges ..	48,13,058	1,01,935	49,14,993
				Share of collection charges in the Civil Department	10,19,649	27,207	10,46,856
				Indirect charges	2,74,219	779	2,74,998
				Total, Direct and Indirect Charges ..	61,06,926	1,29,921	62,36,847
				* Deduct—Old maintenance charges saved to Government	20,94,827	39,090	21,33,917
				Net Total ..	40,12,099	90,831	41,02,930
				Balance, net revenue ..	1,60,09,188	4,71,652	1,64,80,840
Total, Receipts ..	2,00,21,287	5,62,483	2,05,83,770	Grand Total ..	2,00,21,287	5,62,483	2,05,83,770

* Direct—

						RS.
Extensions and improvements	3,900
Maintenance and repairs	25,744
Establishment	8,966
Tools and plant	175
				Total, Direct	..	38,794
Indirect	296
				Total, Direct and Indirect	..	39,090

PENNER RIVER CANALS SYSTEM—*Canal Project*—cont.

No. 4.—Interest Account for and to end of 1926-1927.

	Amount.		Amount.
	RS.		RS.
Total interest charges to end of 1925-1926.	90,26,391	Net revenue realized to end of 1925-1926.	1,60,09,188
Total interest charges for the year 1926-1927.	1,92,360	Net revenue realized during 1926-1927.	4,71,652
Balance, net revenue	72,62,089		
Total ..	1,64,80,840	Total ..	1,64,80,840

No. 5.—Account of Indirect Charges for and to end of 1926-1927.

Particulars.	Previous.	1926-1927.	Total.
	RS.	RS.	RS.
CAPITAL—			
Capitalization of abatement of land revenue	8,56,767	..	8,56,767
Leave and pension allowances	1,57,657	..	1,57,657
Audit and accounts	195	..	195
Total ..	10,14,619	..	10,14,619
REVENUE—			
Capitalization of abatement of land revenue	32,761	..	32,761
Leave and pension allowances	2,36,951	..	2,36,951
Audit and accounts	4,507	779	5,286
Total ..	2,74,219	779	2,74,998
Grand Total ..	12,88,838	779	12,89,617

PENNER RIVER CANALS SYSTEM—*Canal Project*—cont.

No. 6.—Statement comparing Charges to date with Sanctioned Estimates.

Particulars.	CHARGES AGAINST CLOSED SANCTIONS.			CURRENT SANCTIONS.			Total charges to date against old and current sanctions.	REMARKS.	
	Expenditure against construction estimate.	Expenditure against open canal sanction.	Total.	Charges to date.	Amount of sanctioned estimate.	Unspent balance of estimate.		G.O. No. and date.	Amount of estimate.
<i>Direct Charges.</i>									
	RS.	RS.	RS.	RS.	RS.	RS.	RS.		RS.
Works	37,49,097	8,90,822	46,39,919	46,39,919		
Establishment	8,05,532	1,61,208	9,66,740	9,66,740		
Tools and plant	1,42,971	1,505	1,44,476	1,44,476		
Suspense account		
Total ..	46,97,600	10,53,535	57,51,135	57,51,135		
Less—Receipts on Capital Account	55	2,803	2,858	2,858		
Net Total ..	46,97,545	10,50,732	57,48,277	57,48,277		
<i>Indirect Charges.</i>									
Capitalized statement of land revenue	7,99,748	57,019	8,56,767	8,56,767		
Leave and pension allowances ..	1,35,090	22,567	1,57,657	1,57,657		
Audit and accounts	195	195	195		
Total ..	9,34,838	79,781	10,14,619	10,14,619		
Grand Total ..	56,32,383	11,30,513	67,62,896	67,62,896		

ADMINISTRATIVE ACCOUNTS
FOR THE YEAR 1926-1927.

ARZENKOTA CHANNEL—*Canal Project.*

No. 2.—Capital Account for and to end of 1926–1927.

Heads of account.	DIRECT CHARGES.			Cost of construction as now estimated (construction estimate closed on 31st March 1894).	Expenditure against closed estimate.
	Previous.	1926–1927.	Total.		
I. WORKS—	RS.		RS.	RS.	RS.
(1) <i>Head Works—</i>					
C. Works	8,281	..	8,281	8,281	8,281
Total ..	8,281	..	8,281	8,281	8,281
(2) <i>Main Canals and Branches—</i>					
D. Regulators ..	14,621	..	14,621	14,621	14,621
E. (1) Other cross drainage works.	75,732	..	75,732	75,732	75,732
L. Earthwork ..	15,871	..	15,871	15,871	15,871
Total ..	1,06,224	..	1,06,224	1,06,224	1,06,224
Total, Works ..	1,14,505	.	1,14,505	1,14,505	1,14,505
II. ESTABLISHMENT ..	26,264	..	26,264	26,264	26,264
III. TOOLS AND PLANT
* Grand Total ..	1,40,769	..	1,40,769	1,40,769	1,40,769

* Chargeable to "43. Minor Works and Navigation—Provincial."

ARRENKOTA CHANNEL—Canal Project—cont.

No. 3.—Revenue Account for and to end of 1926-1927.

26

Receipts.	TOTAL.			Charges.	TOTAL.		
	Previous.	1926-1927.	Total.		Previous.	1926-1927.	Total.
	RS.	RS.	RS.		RS.	RS.	RS.
I. DIRECT RECEIPTS—				I. EXTENSIONS AND IMPROVEMENTS—			
Plantations	433	265	698	(1) Head works	1,046	..	1,046
Receipts from other canal produce ..	693	58	751	(2) Main canals and branches	8,288	506	8,794
Fines	1	..	1	(3) Distributaries	882	..	882
Miscellaneous	5,220	2	5,222	(4) Drainage and protective works
				(5) Special tools and plant
				<i>Add—Unclassifiable outlay</i>	11,475	..	11,475
Total, Revenue realized in Public Works Department	6,847	325	6,672	Total ..	21,691	506	22,197
Irrigation Revenue realized in Civil Department	6,62,780	19,537	7,02,317	II. MAINTENANCE AND REPAIRS—			
				(1) Head works	2,306	44	2,350
				(2) Main canals and branches	1,19,357	10,069	1,29,426
				(3) Distributaries	2,514	..	2,514
				(4) Drainage and protective works
				(5) Special tools and plant
				<i>Add—Unclassifiable outlay</i>	1,73,223	..	1,73,223
Total, Direct Receipts	6,89,127	19,862	7,08,989	Total ..	2,97,400	10,113	3,07,513
				Total, Extensions and Improvements and Maintenance and Repairs	3,19,091	10,619	3,29,710
				IV. ESTABLISHMENT	77,363	2,459	79,822
				V. TOOLS AND PLANT	381	— 33	348
				VI. REFUNDS OF REVENUE	43	..	43
				<i>Deduct—RECOVERIES ON REVENUE ACCOUNT.</i>	1	1
				Total, Direct Charges ..	3,96,878	13,044	4,09,922

ARKENKOTA CHANNEL—*Canal Project*—cont.

No. 3.—Revenue Account for and to end of 1926—1927—*cont.*

Receipts.	TOTAL.			Charges.	TOTAL.		
	Previous.	1926-1927.	Total.		Previous.	1926-1927.	Total.
	RS.	RS.	RS.		RS.	RS.	RS.
II. INDIRECT RECEIPTS—				Share of collection charges in the Civil			
Share of Land Revenue collected in the Civil Department	21,457	410	21,867	Department	35,213	997	36,210
				Indirect Charges	11,070	106	11,176
Total, Public Works and Civil Departments, Revenue	7,10,584	20,272	7,30,856	Total, Direct and Indirect Charges ..	4,43,161	14,147	4,57,308
				Deduct—Old maintenance charge saved to Government *	16,902	1,105	18,007
				Net Total	4,26,259	13,042	4,39,301
Total, Receipts	7,10,584	20,272	7,30,856	Balance, net revenue	2,84,325	7,230	2,91,555
				Grand Total	7,10,584	20,272	7,30,856

* Direct—							RS.
Extensions and improvements							793
Maintenance and repairs							100
Establishment							206
Tools and plant							— 3
							<u>1,096</u>
Indirect							9
							<u>1,105</u>

C-IV.—Statement showing the financial results of Irrigation, Navigation, Embankment and Drainage works (classified as Productive and Unproductive) for which Capital and Revenue Accounts are kept in the Madras Presidency for the year 1924-25 based on assessment for the year—*cont.*

12

Works or systems.	Revenue assessed during the year— <i>cont.</i>					Net revenue of the year.		Percentage on capital outlay to end of year (improvements only).
	Deduct share due to old irrigation.	Total revenue due to improvements.	Working expenses.			Total.	Due to improvements.	
			Total charges (direct and indirect).	Deduct old maintenance charges.	Total working expenses on improvements.			
(11)	(12)	(13)	(14)	(15)	(16)	(17)	(18)	
	RS.	RS.	RS.	RS.	RS.	RS.	RS.	
A. IRRIGATION WORKS—<i>cont.</i>								
1. PRODUCTIVE WORKS—<i>cont.</i>								
1 Ganjam minor river system	95,000	66,441	1,89,417	7,428	1,81,989	— 27,976	— 1,15,548	40·78
2. Godavari delta system	1,24,000	42,76,497	9,42,252	..	9,42,252	34,58,245	33,34,245	20·03
3. Kistna do.	71,000	39,50,902	7,94,945	..	7,94,945	32,26,957	31,55,957	18·11
4. Divi pumping system	20,300	2,10,899	1,76,321	18,428	1,57,893	54,878	53,006	2·09
5. Penner river canals system	2,56,000	6,36,292	1,61,653	44,865	1,16,788	7,30,639	5,19,504	7·69
6. Arkenkotta channel system	19,000	19,727	5,631	1,323	4,308	33,096	15,419	10·67
7. Tbadapalli do.	76,000	66,216	16,011	5,287	9,724	1,27,205	56,492	32·13
8. Kalingarayan do.	85,000	49,283	13,572	5,912	7,660	1,20,711	41,623	23·06
9. Palar anicut system	1,25,000	1,62,277	88,498	4,572	83,926	1,98,779	78,351	3·19
10. Chembraambakam tank	16,000	37,541	11,908	7,427	4,481	41,633	33,060	4·33
11. Valluru anicut system	5,000	3,303	2,241	1,799	442	6,062	2,861	3·75
12. Poiney do.	38,000	39,326	24,649	4,625	20,024	52,677	19,302	6·35
13. Cheyyar do.	39,000	60,390	38,908	4,749	34,159	60,482	26,231	5·21
14. Tirukkoyilur do.	60,000	68,369	25,446	7,304	18,142	1,02,923	50,227	12·79
15. Sbatatope do.	20,000	1,44,383	41,690	2,434	39,256	1,22,693	1,05,127	10·81
16. Toludur project	10,590	47,188	9,252	..	9,252	48,526	37,936	1·44
17. Mehamattur anicut system	4,000	20,661	5,546	940	4,606	19,115	16,055	21·03
18. Vriddhachalam do.	8,500	31,924	10,615	..	10,615	29,809	21,309	24·58
19. Lower Coleroon do.	1,55,000	4,15,031	4,77,443	8,994	4,68,449	92,588	— 53,418	2·75
20. Cauvery delta system	34,00,000	13,46,186	8,59,568	1,30,488	7,29,080	38,86,618	6,17,106	11·94

ADMINISTRATIVE ACCOUNTS
FOR THE YEAR 1926-1927.

MADRAS PRESIDENCY.

ARRENKOTA CHANNEL—*Canal Project*—cont.

No. 4.—Interest Account for and to end of 1926-1927.

	Amount.		Amount.
	RS.		RS.
Total interest charges to end of 1925-1926	2,51,010	Net revenue realized to end of 1925-1926	2,84,325
Total interest charges for the year 1926-1927	4,681	Net revenue realized during 1926-1927	7,230
Balance, net revenue	35,864		
Total ..	2,91,555	Total ..	2,91,555

No. 5.—Account of Indirect Charges for and to end of 1926-1927.

Particulars.	Previous.	1926-1927.	Total.
	RS.	RS.	RS.
CAPITAL—			
Leave and pension allowances ..	3,676	..	3,676
Total ..	3,676	..	3,676
REVENUE—			
Leave and pension allowances ..	10,825	..	10,825
Audit and accounts	246	106	351
Total ..	11,070	106	11,176
Grand Total ..	14,746	106	14,852

ARANKOTA CHANNEL—Canal Project—cont.

No. 6.—Statement comparing Charges to date with Sanctioned Estimates.

Particulars.	CHARGES AGAINST CLOSED SANCTIONS.			CURRENT SANCTIONS.			Total charges to date against old and current sanctions.	REMARKS.	
	Expenditure against construction estimate.	Expenditure against open canal sanction.	Total.	Charges to date.	Amount of sanctioned estimate.	Unspent balance of estimate.		G.O. No. and date.	Amount of estimate.
<i>Direct Charges.</i>									
Works	81,578	32,927	1,14,505	1,14,505		
Establishment	18,760	7,504	26,264	26,264		
Tools and plant		
Suspense account		
Total ..	1,00,338	40,431	1,40,769	1,40,769		
<i>Less—Receipts on capital account</i>		
Net Total ..	1,00,338	40,431	1,40,769	1,40,769		
<i>Indirect Charges.</i>									
Capitalized abatement of land revenue	2,626	1,050	3,676	3,676		
Leave and pension allowances		
Total ..	2,626	1,050	3,676	3,676		
Grand Total ..	1,02,964	41,481	1,44,445	1,44,445		

THADAPALLE CHANNEL—*Canal Project.*

No. 2.—Capital Account for and to end of 1926-1927.

Heads of account.	DIRECT CHARGES.			Cost of construction as now estimated (construction estimate closed in 1893).	Expenditure against closed estimate.
	Previous.	1926-1927.	Total.		
I. WORKS—	RS.	RS.	RS.	RS.	RS.
(1) <i>Head Works—</i>					
C. Works	73,406	..	73,406	73,406	73,406
K. Buildings	494	494	1,470	..
Total ..	73,406	494	73,900	74,876	73,406
(2) <i>Main Canals and Branches—</i>					
B. Land	1,880	..	1,880	1,880	1,880
D. Regulators	36,546	..	36,546	36,546	36,546
F. (1) Other cross drainage works.	1,096	..	1,096	1,096	1,096
K. Buildings	1,442	..	1,442	1,442	1,442
L. Earthwork	1,384	..	1,384	1,384	1,384
O. Miscellaneous	1,836	..	1,836	1,836	1,836
Total ..	44,184	..	44,184	44,184	44,184
(3) <i>Distributaries—</i>					
B. Land
C. Works	355	..	355	355	355
L. Earthwork	17,275	..	17,275	17,275	17,275
O. Miscellaneous
Total ..	17,630	..	17,630	17,630	17,630
Total, Works ..	1,35,220	494	1,35,714	1,36,690	1,35,220
II. ESTABLISHMENT	29,535	115	29,650	29,903	29,535
III. TOOLS AND PLANT	— 2	— 2	29	..
Grand Total ..	1,64,755	607	1,65,362	1,66,622	1,64,755
Chargeable to "43. Minor Works and Navigation—Provincial."	1,64,755	..	1,64,755
"55-A. Irrigation — Productive."	..	607	607
Total ..	1,64,755	607	1,65,362

THADAPALLE CHANNEL—Canal Project—cont.

No. 3.—Revenue Account for and to end of 1926-1927.

Receipts.	TOTAL.			Charges.	TOTAL.		
	Previous.	1926-1927.	Total.		Previous.	1926-1927.	Total.
I. DIRECT RECEIPTS—	RS.	RS.	RS.	I. EXTENSIONS AND IMPROVEMENTS—	RS.	RS.	RS.
5. Receipts from plantations ..	2,564	1,739	4,303	(1) Head works	4,676	124	4,800
6. Receipts from other canal produce	4,828	17	4,845	(2) Main canals and branches	27,211	..	27,211
9. Rents of buildings	1,117	81	1,198	(3) Distributaries	8,199	1,129	9,328
11. Miscellaneous	26,299	198	26,497	(4) Drainage and protective works
				(5) Special tools and plant	74	..	74
				<i>Add—Unclassified outlay</i>	7,726	..	7,726
				Total	47,886	1,253	49,139
Total, Revenue realized in Public Works Department	34,808	2,035	36,843	II. MAINTENANCE AND REPAIRS—			
Irrigation Revenue realized in Civil Department	20,92,730	61,360	21,54,090	(1) Head works	36,288	2,160	38,448
				(2) Main canals and branches	2,41,013	15,587	2,56,600
				(3) Distributaries	8,627	..	8,627
				(4) Drainage and protective works
				(5) Special tools and plant
				<i>Add—Unclassifiable outlay</i>	1,99,673	..	1,99,673
Total, Direct Receipts ..	21,27,538	63,395	21,90,933	Total	4,85,601	17,747	5,03,348
				Total, Extensions and Improvements and Maintenance and Repairs ..	5,33,487	19,000	5,52,487
				IV. ESTABLISHMENT	1,32,587	4,401	1,36,988
				V. TOOLS AND PLANT	1,534	— 59	1,475
				VI. REFUNDS OF REVENUE	22	..	22
				<i>Deduct—Recoveries on Revenue Account</i>	11	11
				Total, Direct Charges ..	6,67,630	23,331	6,90,961

II. INDIRECT RECEIPTS—

II. INDIRECT RECEIPTS—			Share of collection charges in the Civil Department								
Share of Land Revenue collected in the Civil Department ..	1,67,682	2,900	1,70,582	1,13,021	3,213	1,16,234	
				Indirect charges	19,106	190	19,296	
Total, Public Works and Civil Departments, Revenue ..	22,95,220	66,295	23,61,515	Total, Direct and Indirect Charges	7,99,757	26,734	8,26,491	
				Deduct—Old maintenance charges saved to Government *	67,564	4,421	71,985	
								Net Total ..	7,32,193	22,313	7,54,506
				Balance, net revenue	15,63,027	13,932	16,07,009	
Total, Receipts ..	22,95,220	66,295	23,61,515					Grand Total ..	22,95,220	66,295	23,61,515

* Direct—

	Rs.
Extensions and improvements ..	3,569
Maintenance and charges
Establishment ..	827
Tools and plant ..	11
	<hr/>
Total, Direct ..	4,385
Indirect ..	36
	<hr/>
Total, Direct and Indirect ..	4,421

THADAPALLE CHANNEL—*Canal Project*—cont.

No. 4.—Interest Account for and to end of 1926-1927.

	Amount.		Amount.
	RS.		RS.
Total interest charges to end of 1926-1926	2,87,207	Net revenue realized to end of 1926-1926	15,63,027
Total interest charges for the year 1926-1927	5,405	Net revenue realized during 1926-1927	43,982
Balance, net revenue	13,14,307		
Total ..	16,07,009	Total ..	16,07,009

No. 5.—Account of Indirect Charges for and to end of 1926-1927.

Particulars.	Previous.	1926-1927.	Total.
CAPITAL—	RS.	RS.	RS.
Capitalization of abatement of Land Revenue	6,915	..	6,915
Leave and pension allowances	4,135	..	4,135
Audit and accounts	5	5
Total ..	11,050	5	11,055
REVENUE—			
Leave and pension allowances	13,518	..	13,518
Audit and accounts	588	190	778
Total ..	19,106	190	19,296
Grand Total ..	30,156	195	30,351

THADAPALLE CHANNEL—Canal Project—cont.
No. 6.—Statement comparing Charges to date with Sanctioned Estimates.

Particulars.	CHARGES AGAINST CLOSED SANCTIONS.				CURRENT SANCTIONS.			Total charges to date against old and current sanctions.	REMARKS.	
	Expenditure against construction estimate.		Expenditure against open canal sanction.		Charges to date.	Amount sanctioned estimate.	Unspent balance of estimate.		G.O. No. and date.	Amount of estimate.
	RS.	RS.	RS.	RS.						
<i>Direct Charges.</i>										
Works	70,897	64,323	1,35,220	494	1,470	976	1,35,714	Executive Engineer's sanction No. D.R. 49 of December 1926.	1,470	
Establishment	16,306	13,229	29,535	115	368	263	29,550			
Tools and plant	— 2	29	31	— 2			
Suspense account			
Total	87,203	77,552	1,64,755	607	1,867	1,260	1,65,362			
Less—Receipts on capital account			
Net Total	87,203	77,552	1,64,755	607	1,867	1,260	1,65,362			
<i>Indirect Charges.</i>										
Capitalized a/batement of Land Revenue	6,915	6,915	6,915			
Leave and pension allowances	2,283	1,852	4,135	4,135			
Audit and accounts	5	..	— 5	5			
Total	2,283	8,767	11,050	5	..	— 5	11,055			
Grand Total	89,486	86,319	1,75,805	612	1,867	1,255	1,76,417			

KALINGAROYEN CHANNEL—*Canal Project.*

No. 2.—Capital Account for and to end of 1926-1927.

Heads of account.	DIRECT CHARGES.			Cost of construction as now estimated (correction estimate closed in 1893).	Expenditure against closed estimate.
	Previous.	1926-1927.	Total.		
I. WORKS—	RS.		RS.	RS.	RS.
(1) <i>Head Works—</i>					
B. Land
C. Works	46,690	..	46,690	46,690	46,690
K. Building	1,162	..	1,162	1,162	1,162
Total ..	47,852	..	47,852	47,852	47,852
(2) <i>Main Canals and Branches—</i>					
D. Regulators	67,543	..	67,543	67,543	67,543
F. River and hill torrent works.	8,557	..	8,557	8,557	8,557
G. Bridges	897	..	897	897	897
L. Earthwork	3,981	..	3,981	3,981	3,981
O. Miscellaneous	14,959	..	14,959	14,959	14,959
Total ..	95,937	..	95,937	95,937	95,937
Total, Works ..	1,43,789	..	1,43,789	1,43,789	1,43,789
II. ESTABLISHMENT	32,191	..	32,191	32,191	32,191
III. TOOLS AND PLANT
* Grand Total ..	1,75,980	..	1,75,980	1,75,980	1,75,980

Chargeable to "43. Minor Works and Navigation—Provincial."

KALINGAROYEN CHANNEL—Canal Project—cont.
No. 3.—Revenue Account for and to end of 1926—1927.

Receipts.	TOTAL.			Charges.	TOTAL.		
	Previous.	1926-1927.	Total.		Previous.	1926-1927.	Total.
	RS.	RS.	RS.		RS.	RS.	RS.
I. DIRECT RECEIPTS—				I. EXTENSIONS AND IMPROVEMENTS—			
5. Receipts from plantations ..	3,290	1,712	5,002	(1) Head works	3,051	293	3,344
6. Receipts from other canal produce	10,795	404	11,199	(2) Main canals and branches	17,533	..	17,533
9. Rents of buildings	705	41	746	(3) Distributaries	280	..	280
11. Miscellaneous	37,460	1,023	38,483	(4) Drainage and protective works
DEDUCT—REFUNDS—	49	..	49	(5) Special tools and plant
Total, Revenue realized in Public Works Department	52,201	3,180	55,381	<i>Add—Unclassifiable outlay</i>	11,569	..	11,569
Irrigation revenue realized in Civil Department	14,16,622	48,454	14,65,076	Total ..	32,433	293	32,726
Total, Direct Receipts ..	14,68,823	51,634	15,20,457	II. MAINTENANCE AND REPAIRS—			
				(1) Head works	77,105	2,947	80,052
				(2) Main canals and branches	2,27,874	8,648	2,36,522
				(3) Distributaries
				(4) Drainage and protective works
				(5) Special tools and plant	50	..	50
				<i>Add—Unclassifiable outlay</i>	3,53,846	..	3,53,846
				Total ..	6,58,775	11,595	6,70,370
				Total, Extensions and Improvements and Maintenance and Repairs	6,91,208	11,888	7,03,096
				IV. ESTABLISHMENT	1,69,782	2,753	1,72,535
				V. TOOLS AND PLANT	1,554	— 37	1,517
				VI. REFUNDS OF REVENUE	243	..	243
				<i>Deduct—Recoveries on Revenue account</i>	3	3
				Total, Direct Charges ..	8,62,787	14,601	8,77,388

KALINGAROYEN CHANNEL—Canal Project—cont.

No. 3.—Revenue Account for and to end of 1926—1927—cont.

Receipts.	TOTAL.			Charges.	TOTAL.		
	Previous.	1926-1927.	Total.		Previous.	1926-1927.	Total.
	RE.	RS.	RS.		RS.	RS.	RS.
II. INDIRECT RECEIPTS—				Share of collection charges in the Civil Department	72,018	2,447	74,465
Share of land revenue collected in the Civil Department ..	23,722	483	24,205	Indirect charges	24,209	119	24,328
Total, Public Works and Civil Departments, Revenue ..	14,92,545	52,117	15,44,662	Total, Direct and Indirect Charges ..	9,59,014	17,167	9,76,181
				Deduct—Old maintenance charges saved to Government (a)	75,565	4,944	80,509
				Net Total ..	8,83,449	12,223	8,95,672
Total, Receipts ..	14,92,545	52,117	15,44,662	Balance, net revenue	6,09,096	39,894	6,48,990
				Grand Total ..	14,92,545	52,117	15,44,662

(a) Direct—

Extensions and improvements							RS.	3,932
Maintenance and repairs
Establishment								924
Tools and plant								— 12
								<u>4,904</u>
Indirect								40
								<u>4,944</u>

C-IV.—Statement showing the financial results of Irrigation, Navigation, Embankment and Drainage Works (classed as Productive and Unproductive) for which Capital and Revenue Accounts are kept in the Madras Presidency for the year 1924-25 based on assessment for the year—*cont.*

Works or systems.	Revenue assessed during the year— <i>cont.</i>					Net revenue of the year.		Percentage on capital outlay to end of year (improvements only).
	Deduct share due to old irrigation.	Total revenue due to improvements.	Working expenses.			Total.	Due to improvements.	
			Total charges (direct and indirect).	Deduct old maintenance charges.	Total working expenses on improvements.			
(11)	(12)	(13)	(14)	(15)	(16)	(17)	(18)	
A. IRRIGATION WORKS—<i>cont.</i>	RS.	RS.	RS.	RS.	RS.	RS.	RS.	
1. PRODUCTIVE WORKS—<i>cont.</i>								
21. Nandiyar channel system	17,000	3,021	18,255	3,961	14,294	1,766	— 11,273	17.15
22. Periyar system	2,04,000	9,01,893	2,16,480	31,989	1,84,491	8,89,413	7,17,402	6.68
23. Srivaikuntam anicut system	79,000	1,61,965	4,77,665	6,868	4,70,797	— 2,36,700	— 3,08,832	17.04
24. Marudur anicut system	1,15,000	97,106	96,693	5,806	90,887	1,15,413	6,219	12.00
Total, A. Irrigation—								
1. Productive Works..	50,42,390	1,28,16,821	47,03,659	3,05,199	43,98,460	1,31,55,552	84,18,361	11.07
2. UNPRODUCTIVE WORKS.								
1. Rushikulya system	67,000	1,91,648	1,61,543	8,908	1,52,635	97,105	39,013	.75
2. Nagavalli river system	37,400	82,754	29,176	4,617	24,559	90,978	58,195	3.38
3. Muniyeru system	2,500	24,036	11,392	336	11,056	15,144	12,980	2.16
4. Peddanayudu tank of Chinnaraopalem	3,491	311	..	311	3,180	3,180	5.01
5. Jangamaheswarapuram tank	500	1,544	256	..	256	1,788	1,288	1.80
6. Atmakur tank	1,626	639	..	639	987	987	.80
7. Dondapad tank	868	43	..	43	825	825	.59
8. Bhavanasi tank	3,212	5,960	..	5,960	— 2,748	— 2,748	1.04
9. Mopad project	433	23,606	12,266	..	12,266	11,773	11,340	.49
10. Hajipuram tank	3,957	288	..	288	3,669	3,669	1.18
11. Ponnalur tank	5,038	734	..	734	4,302	4,302	1.97
12. Anamasamudram-Beraperu tank	3,600	551	483	967	— 484	3,668	1,035	1.41
13. Yerur tank	425	3,700	1,417	..	1,417	2,708	2,283	3.60

KALINGAROYEN CHANNEL—*Canal Project*—cont.

No. 4.—Interest Account for and to end of 1926-1927.

	Amount.		Amount.
	RS.		RS.
Total interest charges to end of 1925-1926	2,14,612	Net revenue realized to end of 1925-1926	6,09,096
Total interest charges for the year 1926-1927	5,852	Net revenue realized during 1926-1927	39,894
Balance, net revenue	4,28,526		
Total ..	6,48,990	Total ..	6,48,990

No. 5.—Account of Indirect Charges for and to end of 1926-1927.

Particulars.	Previous.	1926-1927.	Total.
CAPITAL—	RS.	RS.	RS.
Leave and pension allowances	4,506	..	4,506
Total ..	4,506	..	4,506
REVENUE—			
Leave and pension allowances	23,737	..	23,737
Audit and accounts	472	119	591
Total ..	24,209	119	24,328
Grand Total ..	28,715	119	28,834

KALINGAROYEN CHANNEL—Canal Project—cont.

No. 6.—Statement comparing Charges to date with Sanctioned Estimates.

Particulars.	CHARGES AGAINST CLOSED SANCTIONS.			CURRENT SANCTIONS.			Total charges to date against old and current sanctions.	REMARKS.	
	Expenditure against construction estimate.	Expenditure against open canal sanction.	Total.	Charges to date.	Amount of sanctioned estimate.	Unspent balance of estimate.		G.O. No. and date.	Amount of estimate.
<i>Direct Charges.</i>	RS.	RS.	RS.				RS.		
Works	43,775	1,00,014	1,43,789	1,43,789		
Establishment	10,068	22,123	32,191	32,191		
Tools and plant		
Suspense account		
Total	53,843	1,22,137	1,75,980	1,75,980		
Less—Receipts on Capital account		
Net Total	53,843	1,22,137	1,75,980	1,75,980		
<i>Indirect Charges.</i>									
Capitalized abatement of land revenue		
Leave and pension allowances	1,410	3,096	4,506	4,506		
Total	1,410	3,096	4,506	4,506		
Grand Total	55,253	1,25,233	1,80,486	1,80,486		

PALAR ANICUT SYSTEM—*Canal Project.*

No. 2.—Capital Account for and to end of 1926-1927.

Heads of account.	DIRECT CHARGES.			Cost of construction as now estimated (construction estimate closed on 31st March 1896).	Expenditure against closed estimate.
	Previous.	1926-1927.	Total.		
	RS.	RS.	RS.	RS.	RS.
I. WORKS—					
(1) <i>Head Works—</i>					
C. Works	2,08,736	..	2,08,736	2,08,736	2,08,736
K. Buildings	1,847	..	1,847	1,847	1,847
Total ..	2,10,583	..	2,10,583	2,10,583	2,10,583
(2) <i>Main Canals and Branches—</i>					
B. Land	7,263	..	7,263	7,263	7,263
D. Regulators	27,509	..	27,509	27,509	27,509
E. Falls and weirs	1,04,937	..	1,04,937	1,04,937	1,04,937
F. River and hill torrent works	547	..	547	547	547
F (1) Other cross drainage works	2,366	..	2,366	2,366	2,366
G. Bridges	13,977	..	13,977	13,977	13,977
H. Escapes	8,277	..	8,277	8,277	8,277
K. Buildings	5,231	..	5,231	5,231	5,231
L. Earthwork	1,90,142	..	1,90,142	1,90,142	1,90,142
N. Tanks and reservoirs	36,275	..	36,275	36,275	36,275
O. Miscellaneous	40,752	..	40,752	40,752	40,752
Total ..	4,37,276	..	4,37,276	4,37,276	4,37,276
(3) <i>Distributaries—</i>					
B. Land	7,776	..	7,776	7,776	7,776
C. Works	85,041	1,038	86,079	86,079	86,079
D. Regulators	1,914	..	1,914	1,914	1,914
E. Falls and weirs	4,362	..	4,362	4,362	4,362
F (1) Other cross drainage works	2,174	..	2,174	2,174	2,174
L. Earthwork	56,867	..	56,867	56,867	56,867
N. Tanks and reservoirs	8,369	..	8,369	8,369	8,369
O. Miscellaneous	4,680	..	4,680	4,680	4,680
Total ..	1,71,183	1,038	1,72,221	1,72,221	1,72,221
(5) Special tools and plant
Provision for unforeseen works
Total outlay on current sanctions ..	8,10,042	1,038	8,20,080	8,20,080	8,20,080
Old outlay	10,26,978	..	10,26,978	10,26,978	10,26,978
Total Works ..	18,46,020	1,038	18,47,058	18,47,058	18,47,058

PALAR ANICUT SYSTEM—*Canal Project*—cont.No. 2.—Capital Account for and to end of 1926-1927—*cont.*

Heads of account.	DIRECT CHARGES.			Cost of construction as now estimated (construction estimate closed on 31st March 1896).	Expenditure against closed estimate.
	Previous.	1926-1927.	Total.		
	RS.	RS.	RS.	RS.	RS.
II. ESTABLISHMENT	4,68,118	241	4,68,359	4,68,359	4,68,359
III. TOOLS AND PLANT	29,972	— 3	29,969	29,969	29,969
Grand Total	23,44,110	1,276	23,45,386	23,45,386	23,45,386
V. Less—RECEIPTS ON CAPITAL ACCOUNT	672	..	672	672	672
Net Total	23,43,438	1,276	23,44,714	23,44,714	23,44,714
Chargeable to 43. Provincial—Irrigation	23,36,184	..	23,36,184
Chargeable to 55-A. Irrigation Works—1. Productive	7,254	1,276	8,530
Total	23,43,438	1,276	23,44,714

PALAR ANICUT SYSTEM—*Canal Project*—cont.

No. 3.—Revenue Account for and to end of 1926-1927.

Receipts.	TOTAL.			Charges.	TOTAL.		
	Previous.	1926-1927.	Total.		Previous.	1926-1927.	Total.
I. DIRECT RECEIPTS—	RS.	RS.	RS.	I. EXTENSIONS AND IMPROVEMENTS—	RS.	RS.	RS.
5. Receipts from plantations ..	20,456	842	21,298	(1) Head works	2,11,608	826	2,12,434
6. Receipts from other canal produce	43,447	374	43,821	(2) Main canals and branches	1,74,014	3,470	1,77,484
9. Rents of buildings	3,424	306	3,730	(3) Distributaries	2,41,266	4,746	2,46,012
10. Fines	64	..	64	(4) Drainage and protective works	1,152	..	1,152
11. Miscellaneous	31,647	137	31,784	(5) Special tools and plant
<i>Deduct</i> —Refund	1,622	..	1,622	<i>Add</i> —Unclassifiable outlay	32,342	..	32,342
Total, Revenue realized in Public Works Department	97,416	1,659	99,075	Total ..	6,60,382	9,042	6,69,424
Irrigation Revenue realized in Civil Department	70,20,382	1,04,779	71,25,141	II. MAINTENANCE AND REPAIRS—			
Total, Direct Receipts ..	71,17,778	1,06,438	72,24,216	(1) Head works	1,52,787	5,408	1,58,195
				(2) Main canals and branches	10,28,847	1,574	10,30,421
				(3) Distributaries	9,69,249	43,572	10,12,821
				(4) Drainage and protective works	5,742	..	5,742
				(5) Special tools and plant
				<i>Add</i> —Unclassifiable outlay	99,655	..	99,655
				Total ..	22,56,280	50,554	23,06,834
				Total, Extensions and Improvements and Maintenance and Repairs	29,16,662	59,596	29,76,258

PALAR ANICUT SYSTEM—*Canal Project*—cont.

No. 3.—Revenue Account for and to end of 1926-1927—*cont.*

Receipts.	TOTAL.			Charges.	TOTAL.		
	Previous.	1926-1927.	Total.		Previous.	1926-1927.	Total.
II. INDIRECT RECEIPTS—	RS.	RS.	RS.		RS.	RS.	RS.
Share of land revenue collected in the Civil Department ..	10,14,038	16,815	10,30,853	IV. ESTABLISHMENT	7,66,839	16,129	7,82,968
				V. TOOLS AND PLANT	18,222	135	18,357
Total, Public Works and Civil Departments, Revenue ..	81,31,816	1,23,253	82,55,069	VI. REFUNDS OF REVENUE	10,393	..	10,393
				<i>Deduct—Recoveries on Revenue account</i>	<i>..</i>	<i>1</i>	<i>1</i>
				Total, Direct Charges ..	37,12,116	75,859	37,87,975
				Share of collection charges in the Civil Department	4,34,784	6,030	4,40,814
				Indirect charges	1,26,385	596	1,26,981
				Total, Direct and Indirect Charges ..	42,73,285	82,485	43,55,770
				<i>Deduct—Old maintenance charges saved to Government *</i>	<i>2,92,221</i>	<i>3,823</i>	<i>2,96,044</i>
				Net Total ..	39,81,064	78,662	40,59,726
				Balance, net revenue	41,50,752	4,4591	41,95,343
Total, Receipts ..	81,31,816	1,23,253	82,55,069	Grand Total ..	81,31,816	1,23,253	82,55,069

* Direct—									Rs.
Extensions and improvements									178
Maintenance and repairs									2,909
Establishment									715
Tools and plant									10
									Total, Direct ..
									3,792
Indirect									31
									Total, Direct and Indirect ..
									3,823

PALAR ANICUT SYSTEM—*Canal Project*—cont.

No. 4.—Interest Account for and to end of 1926-1927.

	Amount.		Amount.
	RS.		RS.
Total interest charges to end of 1925-1926.	45,01,410	Net revenue realized to end of 1925-1926.	41,50,752
Total interest charges for the year 1926-1927.	78,405	Net revenue realized during 1926-1927.	44,591
		Balance, net interest charges ..	3,84,472
Total ..	45,79,815	Total ..	45,79,815

No. 5.—Account of Indirect Charges for and to end of 1926-1927.

Particulars.	Previous.	1926-1927.	Total.
	RS.	RS.	RS.
CAPITAL—			
Capitalization of abatement of land revenue.	25,553	..	25,553
Leave and pension allowances	91,644	..	91,644
Audit and accounts	62	10	72
Total ..	1,17,264	10	1,17,274
REVENUE—			
Capitalization of abatement of land revenue.	2,554	..	2,554
Leave and pension allowances	1,21,432	..	1,21,432
Audit and accounts	2,399	596	2,995
Total ..	1,26,385	596	1,26,981
Grand Total ..	2,43,649	606	2,44,255

PALAR ANICUT SYSTEM—*Canal Project*—cont.

No. 6.—Statement comparing Charges to date with Sanctioned Estimates.

Particulars.	CHARGES AGAINST CLOSED SANCTIONS.			CURRENT SANCTIONS.			Total charges to date against old and current sanctions.	REMARKS.	
	Expenditure against construction estimate.	Expenditure against open canal sanction.	Total.	Charges to date.	Amount of sanctioned estimate.	Unspent balance of estimate.		G.O. No. and date.	Amount of estimate.
<i>Direct Charges.</i>	RS.	RS.	RS.				RS.		
Works	15,22,878	3,24,180	18,47,058	18,47,058		
Establishment	3,99,070	69,289	4,68,359	4,68,359		
Tools and plant	29,875	94	29,969	29,969		
Suspense account		
Total	19,51,823	3,93,663	23,45,386	23,45,386		
Less—Receipts on Capital Account	672	672	672		
Net Total	19,51,823	3,92,891	23,44,714	23,44,714		
<i>Indirect Charges.</i>									
Capitalized abatement of land revenue	23,654	2,604	25,558	25,558		
Leave and pension allowances	81,976	9,668	91,644	91,644		
Audit and accounts	72	72	72		
Total	1,05,030	12,244	1,17,274	1,17,274		
Grand Total	20,56,853	4,05,135	24,61,988	24,61,988		

POINEY ANICUT SYSTEM—*Canal Project.*

No. 2.—Capital Account for and to end of 1926-1927.

Heads of account.	DIRECT CHARGES.			Cost of construction as now estimated (construction estimate closed in 1897).	Expenditure against closed estimate
	Previous.	1926-1927.	Total.		
I. Works —	RS.		RS.	RS.	RS.
(1) Head Works—					
C. Works	79,036	..	79,036	79,036	79,036
Total ..	79,036	..	79,036	79,036	79,036
(2) Main Canals and Branches—					
B. Land
D. Regulators	1,655	..	1,655	1,655	1,655
E. Falls and weirs
F. River and hill torrent works
K. Buildings	3,636	..	3,636	3,636	3,636
L. Earthwork	1,34,971	..	1,34,971	1,34,971	1,34,971
N. Tanks and reservoirs	6,368	..	6,368	6,368	6,368
Total ..	1,46,630	..	1,46,630	1,46,630	1,46,630
(3) Distributaries—					
B. Land
C. Works	8,563	..	8,563	8,563	8,563
L. Earthwork
Total ..	8,563	..	8,563	8,563	8,563
(5) Special tools and plant
Total, Works ..	2,34,229	..	2,34,229	2,34,229	2,34,229
II. Establishment	60,568	..	60,568	60,568	60,568
III. Tools and Plant	266	..	266	266	266
Grand Total ..	2,95,063	..	2,95,063	2,95,063	2,95,063
Apportionment —					
Chargeable to 49. Irrigation	40,713	..	40,713
Do. to 43. Irrigation—Provincial	2,30,767	..	2,30,767
Do. to 55-A. Irrigation—1. Productive	23,583	..	23,583
Total ..	2,95,063	..	2,95,063

POINNEY ANICUT SYSTEM—*Canal Project*—cont.

No. 3.—Revenue Account for and to end of 1926-1927.

Receipts.	TOTAL.			Charges.	TOTAL.		
	Previous.	1926-1927.	Total.		Previous.	1926-1927	Total.
I. DIRECT RECEIPTS—	RS.	RS.	RS.		RS.	RS.	RS.
5. Receipts from plantations ..	3,638	140	3,778	I. EXTENSIONS AND IMPROVEMENTS—			
6. Receipts from other canal produce	8,530	78	8,608	(1) Head works	7,359	..	7,359
9. Rents of buildings	808	105	913	(2) Main canals and branches	22,729	..	22,729
11. Miscellaneous	4,545	..	4,545	(3) Distributaries	47,581	255	47,836
<i>Deduct</i> —Refunds	1	1	(4) Drainage and protective works	49,029	..	49,029
				(5) Special tools and plant
Total, Revenue realized in Public Works Department ..	17,521	322	17,843	Total ..	1,26,698	255	1,26,953
Irrigation Revenue realized in Civil Department	21,87,553	63,155	25,50,708	II. MAINTENANCE AND REPAIRS—			
				(1) Head works	72,814	1,171	73,985
				(2) Main canals and branches	92,811	993	93,804
				(3) Distributaries	2,17,864	13,749	2,31,613
				(4) Drainage and protective works
				(5) Special tools and plant
				<i>Add</i> —Unclassifiable outlay	2,76,594	..	2,76,594
				Total ..	6,60,083	15,913	6,76,996
				Total, Extensions and Improvements and Maintenance and Repairs	7,86,781	16,168	8,02,949
Total, Direct Receipts ..	25,05,074	63,477	25,68,551	IV. ESTABLISHMENT	2,36,731	3,746	2,40,477
II. INDIRECT RECEIPTS—				V. TOOLS AND PLANT	1,406	— 51	1,355
Share of Land Revenue collected in the Civil Department..	3,02,018	5,462	3,07,480	VI. REFUNDS OF REVENUE	461	..	461
				<i>Deduct</i> —Recoveries on Revenue account	2	3	5
				Total, Direct Charges ..	10,25,377	19,860	10,45,237
				Share of collection charges in the Civil Department	1,39,420	3,428	1,42,848
				Indirect charges	34,316	161	34,477

C-IV.—Statement showing the financial results of Irrigation, Navigation, Embankment and Drainage Works (classed as Productive and Unproductive) for which Capital and Revenue Accounts are kept in the Madras Presidency for the year 1924-25 based on assessment for the year—*cont.*

Works or systems.	Revenue assessed during the year— <i>cont.</i>					Net revenue of the year.		Percentage on capital outlay to end of year (improvements only).
	Deduct share due to old irrigation.	Total revenue due to improvements.	Working expenses.			Total.	Due to improvements.	
			Total charges (direct and indirect).	Deduct old maintenance charges.	Total working expenses on improvements.			
(11)	(12)	(13)	(14)	(15)	(16)	(17)	(18)	
A.—IRRIGATION WORKS—<i>cont.</i>	RS.	RS.	RS.	RS.	RS.	RS.	RS.	
2. UNPRODUCTIVE WORKS—<i>cont.</i>								
14. Vemula tank
15. Sagil-ru tank	17,800	5,681	3,327	3,019	308	20,154	5,373	1.16
16. Taiapulavanka tank
17. Cumbum tank	30,000	6,534	3,362	1,096	2,266	33,172	4,268	4.94
18. Markapur tank	2,130	4,344	2,220	334	1,886	4,354	2,458	1.99
19. Yellanur tank	1,294	2,318	..	2,318	— 1,024	— 1,024	.38
20. Kocheruva tank	980	— 314	799	..	799	— 133	— 1,113	.82
21. Siddapur tank	1,091	2,443	..	2,443	— 1,352	— 1,352	.17
22. Nagavaram anicut and supply channel.	2,256	1,857	93	..	93	4,020	1,764	1.61
23. Venkatapuram tank	164	527	650	..	650	41	— 123	.03
24. Kuri ool-Cuddapah canal	35,872	3,42,378	1,55,608	4,128	1,51,480	2,22,642	1,90,898	.82
25. Tippyapalem project
26. Barur tank	4,500	18,569	6,157	..	6,157	16,912	12,412	2.08
27. Kanniyampalem anicut	4,000	1,533	..	1,533	2,467	2,467	1.92
28. Madras water-supply and irrigation system.	11,000	45,259	26,808	5,249	21,559	29,451	23,700	1.30
29. Pelandorai anicut system	3,000	54,225	22,167	172	21,995	35,058	32,230	4.66
30. Panjamatti reservoir	967	422	..	422	545	545	.16
Total, A. Irrigation—								
2. Unproductive Works ..	2,19,560	8,32,441	4,52,415	28,826	4,23,589	5,99,586	4,08,852	1.01
Total, A. Irrigation Works ..	52,61,950	1,36,49,262	51,56,074	3,34,025	48,22,049	1,37,55,138	88,27,213	7.86

Total, Public Works and Civil Departments, Revenue ..	28,07,092	68,939	28,76,031	Total, Direct and Indirect Charges ..	11,99,113	23,449	12,22,562
				* Deduct—Old maintenance charges saved to Government	59,915	3,868	63,783
				Net Total ..	11,39,198	19,581	11,58,779
				Balance, net revenue	16,67,894	49,358	17,17,252
Total, Receipts ..	28,07,092	68,939	28,76,031	Grand Total ..	28,07,092	68,939	28,76,031

* Direct—							RS.
Extensions and improvements	3,057
Maintenance and repairs	66
Establishment	724
Tools and plant	— 10
							Total, Direct .. 3,837
Indirect	31
							Total, Direct and Indirect .. 3,868

IRRIGATION BRANCH.

PUBLIC WORKS DEPARTMENT.

POINEY ANICUT SYSTEM—*Canal Project*—cont.

No. 4.—Interest Account for and to end of 1926-1927.

	Amount.		Amount.
	RS.		RS.
Total interest charges to end of 1925-1926	5,09,575	Net revenue realized to end of 1925-1926	16,67,894
Total interest charges for the year 1926-1927	11,067	Net revenue during 1926-1927 ..	49,358
Balance, net revenue	11,96,610		
Total ..	17,17,252	Total ..	17,17,252

No. 5.—Account of Indirect Charges for and to end of 1926-1927.

Particulars.	Previous.	1926-1927.	Total.
	RS.	RS.	RS.
CAPITAL—			
Capitalization of abatement of land revenue	165	..	165
Leave and pension allowances	8,480	..	8,480
Audit and accounts	167	..	167
Total ..	8,812	..	8,812
REVENUE—			
Capitalization of abatement of land revenue	403	..	403
Leave and pension allowances	33,141	..	33,141
Audit and accounts	772	161	933
Total ..	34,316	161	34,477
Grand Total ..	43,128	161	43,289

POINEY ANICUT SYSTEM—Canal Project—cont.

No. 6.—Statement comparing Charges to date with Sanctioned Estimates

Particulars.	CHARGES AGAINST CLOSED SANCTIONS.			CURRENT SANCTIONS.			Total charges to date against old and current sanctions.	REMARKS.	
	Expenditure against construction estimate.	Expenditure against open canal sanction.	Total.	Charges to date.	Amount of sanctioned estimate.	Unspent balance of estimate.		G.O. No. and date.	Amount of estimate.
<i>Direct Charges.</i>	RS.	RS.	RS.				RS.		
Works	1,83,435	50,794	2,34,229	2,34,229		
Establishment	42,189	18,379	60,568	60,568		
Tools and plant	266	266	266		
Suspense account		
Total ..	2,25,624	69,439	2,95,063	2,95,063		
<i>Less—Receipts on Capital account</i>		
Net Total ..	2,25,624	69,439	2,95,063	2,95,063		
<i>Indirect Charges.</i>									
Capitalized abatement of land revenue ..	165	..	165	165		
Leave and pension allowances	5,907	2,573	8,480	8,480		
Audit and accounts	167	167	167		
Total ..	6,072	2,740	8,812	8,812		
Grand Total	2,31,696	72,179	3,03,875	3,03,875		

CHEYERU ANICUT SYSTEM—*Canal Project.*

No. 2.—Capital Account for and to end of 1926-1927.

Heads of account.	DIRECT CHARGES.			Cost of construction as now estimated (construction estimate closed on 31st March 1896).	Expenditure against closed estimate.
	Previous.	1926-1927.	Total.		
I. WORKS—	RS.	RS.	RS.	RS.	RS.
(1) <i>Head Works—</i>					
C. Works	56,860	..	56,860	56,860	56,860
Total ..	56,860	..	56,860	56,860	56,860
(2) <i>Main Canals and Branches—</i>					
A. Preliminary expenses ..	542	..	542	542	542
B. Land	443	..	443	443	443
D. Regulators	9,586	..	9,586	9,586	9,586
F. River and hill torrent works.	498	..	498	498	498
F. (1) Other cross drainage works.	7,099	..	7,099	7,099	7,099
G. Bridges	11,934	..	11,934	11,934	11,934
K. Buildings	5,456	..	5,456	5,456	5,456
L. Earthwork	2,17,214	..	2,17,214	2,17,214	2,17,214
N. Tanks and reservoirs ..	29,756	..	29,756	29,756	29,756
O. Miscellaneous	2,098	..	2,098	2,098	2,098
Total ..	2,84,626	..	2,84,626	2,84,626	2,84,626
(3) <i>Distributaries—</i>					
B. Land	15,824	..	15,824	16,224	15,824
C. Works	16,384	2,508	18,892	30,664	10,184
L. Earthwork	26,622	..	26,622	26,622	26,622
O. Miscellaneous	1,257	..	1,257	1,257	1,257
Total ..	60,087	2,508	62,595	74,767	53,387
(5) Special tools and plant
Provision for unforeseen works
Total, Works ..	4,01,573	2,508	4,04,081	4,16,253	3,95,373
II. ESTABLISHMENT	99,633	581	1,00,214	1,02,883	97,663
III. TOOLS AND PLANT	455	— 8	447	783	365
Grand Total ..	5,01,661	3,081	5,04,742	5,19,919	4,93,401
Less—Receipts on capital account ..	50	..	50	50	50
Net Total ..	5,01,611	3,081	5,04,692	5,19,869	4,93,351
<i>Apportionment—</i>					
Chargeable to 49. Irrigation ..	58,224	..	58,224
Do. 43. Irrigation—	3,98,916	..	3,98,916
Provincial.					
Do. 55-A. Irrigation—	44,471	3,081	47,552
1. Productive.					
Total ..	5,01,611	3,081	5,04,692

CHEYERU ANICUT SYSTEM—Canal Project—cont.

No. 3.—Revenue Account for and to end of 1926-1927.

Receipts.	TOTAL.			Charges.	TOTAL.		
	Previous.	1926-1927.	Total.		Previous.	1926-1927.	Total.
	RS.	RS.	RS.		RS.	RS.	RS.
I. DIRECT RECEIPTS—				I. EXTENSIONS AND IMPROVEMENTS—			
5. Receipts from plantation ..	9,434	713	10,147	(1) Head works	11,132	139	11,271
6. Receipts from other canal produce	10,066	192	10,258	(2) Main canals and branches	22,870	138	23,008
9. Rents of buildings	1,630	180	1,810	(3) Distributaries	87,864	3,329	91,193
11. Miscellaneous	8,184	..	8,184	(4) Drainage and protective works	1,919	..	1,919
				(5) Special tools and plant
Total, Revenue realized in Public Works Department..	29,314	1,085	30,399	<i>Add—Unclassifiable outlay</i>	<i>39,441</i>	<i>..</i>	<i>39,441</i>
Irrigation Revenue realized in Civil Department	23,08,645	48,248	23,56,893	Total ..	1,63,226	3,606	1,66,832
				II. MAINTENANCE AND REPAIRS—			
Total, Direct Receipts ..	23,37,959	49,333	23,87,292	(1) Head works	44,111	1,733	45,844
				(2) Main canals and branches	1,38,567	756	1,37,323
				(3) Distributaries	4,89,067	15,016	5,04,073
				(4) Drainage and protective works	13,489	..	13,489
				(5) Special tools and plant
				<i>Add—Unclassifiable outlay</i>	<i>2,78,001</i>	<i>..</i>	<i>2,78,001</i>
				Total ..	9,61,225	17,505	9,78,730
				Total, Extensions and Improvements and Maintenance and Repairs	11,24,451	21,111	11,45,562
				IV. ESTABLISHMENT	3,28,176	4,889	3,33,065
				V. TOOLS AND PLANT	2,719	— 66	2,653
				VI. REFUNDS OF REVENUE	832	..	832
				<i>Deduct—Recoveries on Revenue account</i>	<i>..</i>	<i>9</i>	<i>9</i>
				Total, Direct Charges ..	14,56,178	25,925	14,82,103

CHEYERU ANICUT SYSTEM—Canal Project—cont.
No. 3.—Revenue Account for and to end of 1926-1927—cont.

Receipts.	TOTAL.			Charges.	TOTAL.		
	Previous.	1926-1927.	Total.		Previous.	1926-1927.	Total.
I. INDIRECT RECEIPTS—	RS.	RS.	RS.		RS.	RS.	RS.
Share of Land Revenue collected in the Civil Department ..	2,12,503	4,735	2,17,238	Share of collection charges in the Civil Department	1,26,019	2,577	1,28,596
Total, Public Works and Civil Departments, Revenue ..	25,50,462	54,068	26,04,530	Indirect charges	47,317	211	47,528
				Total, Direct and Indirect Charges ..	16,29,514	28,713	16,58,227
				* Deduct—Old maintenance charges saved to Government	61,510	3,970	65,480
				Net Total ..	15,68,004	24,743	15,92,747
				Balance, net revenue	9,82,458	29,325	10,11,783
Total, Receipts ..	25,50,462	54,068	26,04,530	Grand Total ..	25,50,462	54,068	26,04,530

* Direct—								RS.
Extensions and improvements								2,566
Maintenance and repairs								640
Establishment								742
Tools and plant								— 10
							Total, Direct ..	3,938
Indirect								32
							Total, Direct and Indirect ..	3,970

CHEYERU ANICUT SYSTEM—*Canal Project*—cont.

No. 4.—Interest Account for and to end of 1926-1927.

	Amount.		Amount.
	RS.		RS.
Total interest charges to end of 1925-1926	7,60,119	Net revenue realized to end of 1925-1926	9,82,458
Total interest charges for the year 1926-1927	18,431	Net revenue realized during 1926-1927	29,325
Balance, net revenue	2,33,233		
Total ..	10,11,783	Total ..	10,11,783

No. 5.—Account of Indirect Charges for and to end of 1926-1927.

Particulars.	Previous.	1926-1927.	Total.
	RS.	RS.	RS.
CAPITAL—			
Capitalization of abatement of land revenue.	744	..	744
Leave and pension allowances	13,948	..	13,948
Audit and accounts	324	25	349
Total ..	15,016	25	15,041
REVENUE—			
Leave and pension allowances	45,944	..	45,944
Audit and accounts	1,373	211	1,584
Total ..	47,317	211	47,528
Grand Total ..	62,333	236	62,569

CHEYERU ANICUT SYSTEM—Canal Project—cont.

No. 6.—Statement comparing Charges to date with Sanctioned Estimates.

Particulars.	CHARGES AGAINST CLOSED SANCTIONS.			CURRENT SANCTIONS.			Total charges to date against old and current sanctions.	REMARKS.	
	Expenditure against construction estimate.	Expenditure against open canal sanction.	Total.	Charges to date.	Amount of sanctioned estimate.	Unspent balance of estimate.		G.O. No. and date.	Amount of estimate.
<i>Direct charges.</i>	RS.	RS.	RS.	RS.	RS.	RS.	RS.		RS.
Works	3,20,865	74,508	3,95,373	8,708	20,880	12,172	4,04,081		
Establishment	73,542	24,121	97,663	2,551	5,220	2,669	1,00,214		
Tools and plant	365	365	82	418	336	447		
Suspense account		
Total	3,94,407	98,994	4,93,401	11,341	26,518	15,177	5,04,742		
Less—Receipts on capital account	50	50	50	Mis. 209 I., 26th July 1923.	20,880
Net Total	3,94,407	98,944	4,93,351	11,341	26,518	15,177	5,04,692		
<i>Indirect charges.</i>									
Capitalized abatement of land revenue	744	..	744	744		
Leave and pension allowances	10,296	3,376	13,672	276	..	— 276	13,948		
Audit and accounts	262	262	87	..	— 87	349		
Total	11,040	3,638	14,678	363	..	— 363	15,041		
Grand Total	4,05,447	1,02,582	5,08,029	11,704	26,518	14,814	5,19,733		20,880

TIRUKKŌYLŪR ANICUT SYSTEM—*Canal Project.*

No. 2.—Capital Account for and to end of 1926-1927.

Heads of account.	DIRECT CHARGES.			Cost of construction as now estimated (construction estimate closed in March 1895).	Expenditure against closed estimate.
	Previous.	1926-1927.	Total.		
I. Works—	RS.	RS.	RS.	RS.	RS.
(1) <i>Head works—</i>					
C. Works	1,27,855	628	1,28,483	1,28,774	1,25,874
Total	1,27,855	628	1,28,483	1,28,774	1,25,874
(2) <i>Main Canals and Branches—</i>					
B. Land	7,327	..	7,327	7,327	7,327
D. Regulators	9,304	..	9,304	9,304	9,304
E. Falls and weirs	19,421	..	19,421	19,421	19,421
F. River and hill torrent work
F. (1) Other cross drainage works	8,577	..	8,577	8,577	8,577
G. Bridges	1,453	..	1,453	1,453	1,453
H. Escapes	1,378	..	1,378	1,378	1,378
K. Buildings	1,970	..	1,970	1,970	1,970
L. Earthwork	1,06,858	..	1,06,858	1,06,858	1,06,858
N. Tanks and reservoirs	13,542	..	13,542	13,542	13,542
O. Miscellaneous	4,920	..	4,920	4,920	4,920
Total	1,74,750	..	1,74,750	1,74,750	1,74,750
(3) <i>Distributaries—</i>					
C. Works	8,904	..	8,904	8,904	8,904
L. Earthwork	1,588	..	1,588	1,588	1,588
O. Miscellaneous
Total	10,492	..	10,492	10,492	10,492
(5) Special tools and plant
Total, Works	3,13,097	628	3,13,725	3,14,016	3,11,116
II. ESTABLISHMENT	69,504	160	69,664	69,458	68,702
III. TOOLS AND PLANT	65	4	69	105	47
Grand Total	3,82,666	792	3,83,458	3,83,577	3,79,865
Apportionment chargeable to 49. Irrigation	33,500	..	33,500
Apportionment chargeable to 43. Irrigation—Provincial	3,33,259	..	3,33,259
Apportionment chargeable to 55-A. Irrigation— I. PRODUCTIVE	15,907	792	16,699
	3,82,666	792	3,83,458

TIRUKKÖYLÜR ANICUT SYSTEM—*Canal Project*—cont.

No. 3.—Revenue Account for and to end of 1926-1927.

Receipts.	TOTAL.			Charges.	TOTAL.		
	Previous.	1926-27.	Total.		Previous.	1926-27.	Total
I. DIRECT RECEIPTS—	RS.	RS.	RS.	I. EXPANSIONS AND IMPROVEMENTS—	RS.	RS.	RS.
5. Receipts from plantations ..	32,154	982	33,446	(1) Head works	4,512	48	4,560
6. Receipts from other canal produce	5,809	46	5,855	(2) Main canals and branches	51,734	1,390	53,124
9. Rents of buildings	636	2	638	(3) Distributaries	50,797	10	50,807
Fines	2	..	2	(4) Drainage and protective works	20,015	..	20,015
11. Miscellaneous	884	..	884	(5) Special tools and plants
Deduct—Refunds	333	332	Total ..	1,27,958	1,448	1,28,506
Total, Revenue realized in Public Works Department.	39,795	697	40,492	II. MAINTENANCE AND REPAIRS—			
Irrigation Revenue realized in Civil Department	20,66,573	51,719	21,07,292	(1) Head works	67,714	1,953	69,667
Total, Direct Receipts	21,95,368	52,416	21,47,784	(2) Main canals and branches	2,73,957	4,215	2,78,172
II. INDIRECT RECEIPTS—				(3) Distributaries	1,20,448	10,877	1,31,325
Share of Land Revenue collected in the Civil Department ..	1,74,822	3,362	1,78,184	(4) Drainage and protective works	8,680	..	8,680
				(5) Special tools and plant
				<i>Add—Unclassifiable outlay ..</i>	<i>1,95,063</i>	<i>..</i>	<i>1,95,063</i>
				Total ..	6,65,862	17,045	6,82,907

C-IV.—Statement showing the financial results of Irrigation, Navigation, Embankment and Drainage Works (classed as Productive and Unproductive) for which Capital and Revenue Accounts are kept in the Madras Presidency for the year 1924-25 based on assessment for the year—*cont.*

Works or systems.	Revenue assessed during the year— <i>cont.</i>					Net revenue of the year.		Percentage on capital outlay to end of year (improvements only).
	Deduct share due to old irrigation.	Total revenue due to improvements.	Working expenses.			Total.	Due to improvements.	
			Total charges (direct and indirect).	Deduct old maintenance charges.	Total working expenses on improvements.			
(11)	(12)	(13)	(14)	(15)	(17)	(16)	(18)	
B. NAVIGATION, EMBANKMENT AND DRAINAGE WORKS.	RS.	RS.	RS.	RS.	RS.	RS.	RS.	
2. UNPRODUCTIVE WORKS.								
1. Ganjam-Gopalpur canal	268	460	..	460	— 192	— 192	·12
2. Buckingham do.	80,204	3,31,660	..	3,31,660	— 2,51,456	— 2,51,456	2·78
3. Vedaranniyam do.	1,162	2,811	..	2,811	— 1,709	— 1,709	1·25
Total, B. Navigation, etc., Works— 2. Unproductive Works	81,574	3,34,931	..	3,34,931	— 2,53,357	— 2,53,357	2·71
Total, B. Navigation, etc., Works	81,574	3,34,931	..	3,34,931	— 2,53,357	— 2,53,357	2·71
Total, Construction of Irrigation, etc., Works	52,61,950	1,37,30,836	54,91,005	3,34,025	51,56,980	1,35,01,781	85,73,858	7·04

Total, Public Works and Civil Departments, Revenue	22,70,190	55,778	23,25,968	Total, Extensions and Improvements and Maintenance and Repairs	7,92,920	18,493	8,11,413
				IV. ESTABLISHMENT	2,29,239	4,695	2,33,934
				V. TOOLS AND PLANT	1,789	108	1,897
				VI. REFUNDS OF REVENUE	303	..	303
				<i>Deduct—Recoveries on Revenue account</i>	12	12
				Total, Direct Charges	10,24,251	23,284	10,47,535
				Share of collection charges in the Civil Department	1,11,520	2,754	1,14,274
				Indirect Charges	33,215	185	33,400
				Total, Direct and Indirect Charges	11,68,986	26,223	11,95,209
				* <i>Deduct—Old maintenance charges saved to Government</i>	94,188	6,262	1,00,450
				Net Total	10,74,798	19,961	10,94,759
				Balance, net revenue	11,95,392	35,317	12,31,209
Total, Receipts	22,70,190	55,778	23,25,968	Grand Total	22,70,190	55,778	23,25,968

* Direct—

Extensions and improvements	1,972
Maintenance and repairs	2,960
Establishment	1,252
Tools and plant	29

Total, Direct .. 6,213

Indirect 49

Total, Direct and Indirect .. 6,262

TIRUKKÖYLÜR ANICUT SYSTEM—*Canal Project*—cont.

No. 4.—Interest Account for and to end of 1926-1927.

	Amount.		Amount.
	RS.		RS.
Total interest charges to end of 1925-1926.	6,86,477	Net revenue realized to end of 1925-1926.	11,95,392
Total interest charges for the year 1926-1927.	13,095	Net revenue realized during 1926-1927.	35,817
Balance, net revenue	6,31,637		
Total ..	12,31,209	Total ..	12,31,209

No. 5.—Account of Indirect Charges for and to end of 1926-1927.

Particulars.	Previous.	1926-1927.	Total.
CAPITAL—	RS.	RS.	RS.
Capitalization of abatement of land revenue.	105	..	105
Leave and pension allowances ..	9,731	..	9,731
Audit and accounts	112	6	118
Total ..	9,948	6	9,954
REVENUE—			
Capitalization of abatement of land revenue.	290	..	290
Leave and pension allowances ..	32,094	..	32,094
Audit and accounts	831	185	1,016
Total ..	33,215	185	33,400
Grand Total ..	43,163	191	43,354

TIRUKKÖYLÜR ANICUT SYSTEM—*Canal Project*—cont.

No. 6.—Statement comparing Charges to date with Sanctioned Estimates.

Particulars.	CHARGES AGAINST CLOSED SANCTIONS.			CURRENT SANCTIONS.			Total charges to date against old and current sanctions.	REMARKS.	
	Expenditure against construction estimate.	Expenditure against open canal sanction.	Total.	Charges to date.	Amount of sanctioned estimate.	Unspent balance of estimate.		G.O. No. and date.	Amount of estimate.
<i>Direct Charges.</i>									
	RS.	RS.	RS.	RS.	RS.	RS.	RS.		RS.
Works	2,01,591	1,09,525	3,11,116	2,609	2,900	291	3,13,725		
Establishment	46,361	22,341	68,702	962	754	— 208	69,664	Mis. 321 I., 23rd August 1921.	2,900
Tools and plant	47	47	22	58	36	69		
Suspense account		
Total ..	2,47,952	1,31,913	3,79,865	3,593	3,712	119	3,83,458	Total ..	2,900
<i>Less—Receipts on Capital Account</i>		
Net Total ..	2,47,952	1,31,913	3,79,865	3,593	3,712	119	3,83,458		
<i>Indirect Charges.</i>									
Capitalized abatement of Land Revenue	28	77	105	105		
Leave and pension allowances	6,490	3,129	9,619	112	..	— 112	9,731		
Audit and accounts	92	92	26	..	— 26	118		
Total ..	6,518	3,298	9,816	138	..	— 138	9,954		
Grand Total ..	2,54,470	1,35,211	3,89,681	3,731	3,712	— 19	3,93,412		

SHATIATOPE ANICUT SYSTEM—*Canal Project.*

No. 2.—Capital Account for and to end of 1926-1927.

Heads of account.	DIRECT CHARGES.			Cost of construction as now estimated (closed on 31st March 1895).	Expenditure against closed estimate.
	Previous.	1926-1927.	Total.		
WORKS—	RS.	RS.	RS.	RS.	RS.
(1) <i>Head Works—</i>					
C. Works	2,31,572	..	2,31,572	2,31,572	2,31,572
K. Buildings	4,819	..	4,819	4,819	4,819
Total ..	2,36,391	..	2,36,391	2,36,391	2,36,391
(2) <i>Main Canal and Branches—</i>					
A. Preliminary expenses—old outlay.	4,420	..	4,420	4,420	4,420
B. Land	1,42,427	— 1,457	1,40,970	1,44,970	1,40,970
D. Regulators	52,334	..	52,334	1,11,630	52,334
E. Falls and weirs	82,248	..	82,248	82,248	82,248
F. River and hill torrent works.	17,625	..	17,625	17,625	17,625
G. Bridges	30,975	..	30,975	30,975	30,975
H. Escapes	2,599	..	2,599	2,599	2,599
I. Navigation works	11,236	..	11,236	11,236	11,236
K. Buildings	8,176	1,134	9,310	11,156	8,176
L. Earthwork	1,73,253	..	1,73,253	1,73,953	1,73,253
N. Tanks and reservoirs	13,196	..	13,196	13,196	13,196
O. Miscellaneous	4,950	5,690	10,640	15,554	4,950
Total ..	5,43,439	5,367	5,48,806	6,19,562	5,41,982
(3) <i>Distributaries—</i>					
B. Land	1,770	..	1,770	1,770	1,770
C. Works	20,439	..	20,439	20,439	20,439
L. Earthwork	6,512	..	6,512	6,512	6,512
O. Miscellaneous	3,312	..	3,312	3,312	3,312
Total ..	32,033	..	32,033	32,033	32,033
(4) <i>Drainage—</i>					
C. Works	84	— 84
(5) <i>Special Tools and Plant—</i>					
Total works ..	8,11,947	5,283	8,17,230	8,87,986	8,10,406
II. ESTABLISHMENT	1,05,224	1,341	1,06,565	1,24,136	1,04,741
III. TOOLS AND PLANT	136	31	167	1,666	115
Grand Total ..	9,17,307	6,655	9,23,962	10,13,788	9,15,262
<i>Apportionment—</i>					
Chargeable to 49. Irrigation ..	5,03,811	..	5,03,811
Do. 43. do.	4,07,014	..	4,07,014
Provincial	4,07,014	..	4,07,014
Chargeable to 35. Provincial—					
Irrigation Works—Imperial.	4,420	..	4,420
Do. to 55-A Irrigation—					
I. Productive	2,062	6,655	8,717
Total ..	9,17,307	6,655	9,23,962

SHATTATOPE ANICUT SYSTEM—Canal Project—cont.
No. 3.—Revenue Account for and to end of 1926-1927.

Receipts.	TOTAL.			Charges.	TOTAL.		
	Previous.	1926-1927.	Total.		Previous.	1926-1927.	Total.
	RS.	RS.	RS.		RS.	RS.	RS.
I. DIRECT RECEIPTS—				I. EXTENSIONS AND IMPROVEMENTS—			
5. Receipts from plantations.	15,509	520	16,029	(1) Head works	8,041	459	8,500
6. Receipts from other canal produce	4,737	70	4,837	(2) Main canals and branches	38,824	7,453	46,277
9. Rents of buildings	1,229	145	1,374	(3) Distributaries	25,800	763	26,563
10. Fines	4	..	4	(4) Drainage and protective works	661	6	667
11. Miscellaneous	439	5	444	(5) Special tools and plant
<i>Deduct—Refunds</i>	1	..	1	<i>Add—Unclassifiable outlay</i>	21,316	..	21,316
				Total	94,642	8,691	1,03,323
Total, Revenue realized in Public Works Department.	21,947	740	22,687	II. MAINTENANCE AND REPAIRS—			
Irrigation Revenue realized in Civil Department ..	47,16,597	1,26,311	48,42,818	(1) Head works	95,760	2,963	98,723
				(2) Main canals and branches	3,18,480	9,208	3,27,688
				(3) Distributaries	1,01,296	9,573	1,10,869
				(4) Drainage and protective works	2,934	..	2,934
				(5) Special tools and plant
				<i>Add—Unclassifiable outlay</i>	2,87,678	..	2,87,678
				Total	8,06,148	21,744	8,27,892
				Total, Extensions and Improvements and Maintenance and Repairs ..	9,00,790	30,425	9,31,215
Total, Direct Receipts ..	47,38,454	1,27,051	48,65,505	IV. ESTABLISHMENT	2,88,376	7,723	2,96,098

SHATIATOPE ANICUT SYSTEM—Canal Project—cont.

No. 3.—Revenue Account for and to end of 1926-1927—cont.

Receipts.	TOTAL.			Charges.	TOTAL.		
	Previous.	1926-1927.	Total.		Previous.	1926-1927.	Total.
	RS.	RS.	RS.		RS.	RS.	RS.
II. INDIRECT RECEIPTS—				V. TOOLS AND PLANT	2,338	177	2,515
Share of land revenue collected in the Civil Department.	11,69,541	15,209	11,84,750	VI. REFUNDS OF REVENUE	249	..	249
				<i>Deduct</i> —Recoveries on Revenue account.	..	20	20
				Total, Direct Charges	11,91,752	38,305	12,30,057
				Share of collection charges in the Civil Department	2,94,301	7,076	3,01,377
				Indirect charges	41,934	304	42,238
Total, Public Works and Civil Departments, Revenue	59,07,995	1,42,260	60,50,255	Total, Direct and Indirect Charges .	15,27,987	45,685	15,73,672
				* <i>Deduct</i> —Old maintenance charges saved to Government	31,395	2,087	33,482
				Total	14,96,592	43,598	15,40,190
				Balance, net revenue	44,11,403	98,662	45,10,065
Total, Receipts ..	59,07,995	1,42,260	60,50,255	Grand Total ..	59,07,995	1,42,260	60,50,255

* Direct—						RS.
Extensions and improvements	64
Maintenance and repairs	1,530
Establishment	417
Tools and plant	10
				Total, Direct	2,071
Indirect	16
				Total, Direct and Indirect	2,087

SHATIATOPE ANICUT SYSTEM—*Canal Project*—cont.

No. 4.—Interest Account for and to end of 1926-1927.

	Amount.		Amount.
	RS.		RS.
Total interest charges to end of 1925-1926.	7,12,874	Net revenue realized to end of 1925-1926.	44,11,403
Total interest charges for the year 1926-1927.	30,732	Net revenue realized during 1926-1927.	98,662
Balance net revenue	37,66,459		
Total ..	45,10,065	Total ..	45,10,065

No. 5.—Account of Indirect Charges for and to end of 1926-1927.

Particulars.	Previous.	1926-1927.	Total.
CAPITAL—	RS.	RS.	RS.
Capitalized abatement of land revenue	42,618	388	43,006
Leave and pension allowances	14,732	..	14,732
Audit and accounts	16	53	69
Total ..	57,366	441	57,807
REVENUE—			
Capitalized abatement of land revenue	379	..	379
Leave and pension allowances	40,369	..	40,369
Audit and accounts	1,186	304	1,490
Total ..	41,934	304	42,238
Grand Total ..	99,300	745	1,00,045

SHATLATOFB ANICUT SYSTEM—Canal Project—cont.

No. 6.—Statement comparing Charges to date with Sanctioned Estimates.

Particulars.	CHARGES AGAINST CLOSED SANCTIONS.			CURRENT SANCTIONS.			Total charges to date against old and current sanctions.	REMARKS.	
	Expenditure against construction estimate.	Expenditure against open canal sanction.	Total.	Charges to date.	Amount of sanctioned estimate.	Unspent balance of estimate.		G.O. No. and date.	Amount of estimate
<i>Direct Charges.</i>									
	RS.	RS.	RS.	RS.	RS.	RS.	RS.		RS.
Works	1,09,182	7,01,224	8,10,406	6,824	77,580	79,756	8,17,230		
Establishment	24,702	80,039	1,04,741	1,824	19,395	17,571	1,06,565		
Tools and plant	115	115	52	1,551	1,499	167		
Suspense account		
Total	1,33,884	7,81,378	9,15,262	8,700	98,526	89,826	9,23,962		
Less—Receipts on Capital account	Mis. 235 L., 4th June 1925.	74,600
Net Total	1,23,864	7,81,378	9,15,262	8,700	98,526	89,826	9,23,962	Suppl. 120, Irrn., 26th February 1926.	2,980
<i>Indirect Charges.</i>									
Capitalized abatement of land revenue	42,609	42,609	397	..	—397	43,006		
Leave and pension allowances	3,457	11,207	14,664	68	..	— 68	14,732		
Audit and accounts	69	..	— 69	69		
Total	3,457	53,816	57,273	534	..	—534	57,807	Total ..	77,580
Grand Total	1,37,341	8,35,194	9,72,535	9,234	98,526	89,292	9,81,769		

TOLUDUR PROJECT—*Tank Project.*

No. 2.—Capital Account for and to end of 1926-1927.

Heads of account.	DIRECT CHARGES.			Cost of construction as now estimated.	Expenditure against closed estimate.
	Previous.	1926-1927.	Total.		
1	2	3	4	5	6
i. WORKS—	RS.	RS.	RS.	RS.	
(1) <i>Head Works—</i>					
A. Preliminary expenses.	8,442	..	8,442	9,500	..
B. Land	50,036	..	50,036	66,750	..
C. Works	4,53,244	..	4,53,244	5,94,560	..
K. Buildings	21,002	..	21,002	21,000	..
L. Earthwork	8,35,265	— 99	8,35,166	11,65,600	..
O. Miscellaneous	7,076	..	7,076	11,900	..
P. Maintenance	4,807	..	4,807	5,000	..
Unforeseen works	5,000	..
Total ..	13,79,872	— 99	13,79,773	18,79,310	..
(2) <i>Main Canals and Branches—</i>					
A. Preliminary expenses.	1,185	..	1,185	5,800	..
B. Land	38,398	..	38,398	56,700	..
C. Works
D. Regulators	19,281	105	19,383	33,600	..
E. Falls and weirs	23,895	148	24,043	26,200	..
F. (1) Other cross drainage works.	8,765	..	8,765	14,280	..
G. Bridges	8,854	..	8,854	20,200	..
K. Buildings
L. Earthwork	52,042	..	52,042	61,880	..
O. Miscellaneous	1,220	..	1,220	2,300	..
P. Maintenance	3,420	..	3,420	4,950	..
Unforeseen works.	14,780	..
Total ..	1,57,050	263	1,57,313	2,40,690	..
(3) <i>Distributaries—</i>					
A. Preliminary expenses.	971	..	971	1,200	..
B. Land	38,688	..	38,688	74,500	..
C. Works	48,853	5,855	54,708	72,400	..
L. Earthwork
O. Miscellaneous
P. Maintenance
Unforeseen works	2,900	..
Total ..	88,512	5,855	94,367	1,51,000	..
(5) <i>Special Tools and Plant—</i>	— 18,947	— 23,858	— 42,805		..
Provision for unforeseen works.
Total, Works ..	16,06,497	— 17,849	15,88,648	22,71,000	..

TOLUDUR PROJECT—*Tank Project*—cont.

No. 2.—Capital Account for and to end of 1926-1927—cont.

Heads of account.	DIRECT CHARGES.			Cost of construction as now estimated.	Expenditure against closed estimate.
	Previous.	1926-1927.	Total.		
1	2	3	4	5	6
II. ESTABLISHMENT ..	RS. 4,72,157	RS. — 4,532	RS. 4,67,625	RS. 3,89,772	..
III. TOOLS AND PLANT ..	3,05,966	-- 104	3,05,862	3,01,309	..
(a) Grand Total ..	23,84,620	— 22,485	23,62,135	29,62,081	..
V. Less—Receipts on capital account.	8,335	343	8,728	2,081	..
(a) Net Total ..	23,76,235	-- 22,828	23,53,407	29,60,000	..
Chargeable to 49. Irrigation Works.	17,48,578	..	17,48,578
Chargeable to 55-A. Irrigation Works—Productive.	6,27,657	— 22,828	6,04,829
Total ..	23,76,235	— 22,828	23,53,407

D. I.—Statement of traffic on the principal navigable canals in the Madras Presidency during the year 1924-25.

(1)	Godavari canals.	Kistna canals.	Kurnool-Cuddapah canal.	Buckingham canal.	West Coast canals.	Damagudem canal.	Vedaranniyam canal.	Total.
(1)	(2)	(3)	(4)	(5)	(6)	(7)	(8)	(9)
Length of canal open for navigation. Miles.	507	369½	190	262	119	2	34½	1,484
Receipts—								
Tolls Rs.	8,037	8,037
Testing fees	1	212	..	255	468
Annual licence fees	39,448	34,397	..	41,281	2,305	836	987	1,19,254
Six weeks' do.	46,285	15,892	..	7,180	25	69,382
Registration fees	9	9
Wharfage do.	10,526	15,692	..	11,093	37,311
Demurrage do.	1	310	..	270	581
Raft fees	14,730	117	4,089	..	18,936
Numbering fees	497	164	..	418	..	131	60	1,270
Fines	206	206
Ground-rents	7,210	12,445	..	4,442	30	24,127
Miscellaneous	1	..	12,094	12,095
Refunds	— 29	— 131	— 160
Government boats and steamers.	1,119	6,054	7,173
Boat rent	5,228	3,060	1,755	904	10,947
Total, Receipts	1,25,222	88,222	1,755	77,937	10,342	5,056	1,102	3,09,636
Maintenance charges, including special navigation establishment.	1,22,399	88,305	4,165	2,34,857	4,182	4,980	2,275	4,61,163
Net revenue	2,823	— 83	— 2,401	— 1,56,920	6,160	76	— 1,173	— 1,51,527
Total number of boats plying cargo ..	4,483	3,185	25	3,379	10,464	159	108	32,178
Do. passengers								
Total tonnage, cargo boats	557,624	273,122	2,755	102,428	31,150	2,819	8,893	978,791
Do. passenger boats								

TOLUDUR PROJECT—Tank Project— cont.
No. 3.—Revenue Account for and to end of 1926—1927.

ADMINISTRATIVE ACCOUNTS
FOR THE YEAR 1926—1927.

233

MADRAS PRESIDENCY.

Receipts.	TOTAL.			Charges.	TOTAL.		
	Previous.	1926-1927.	Total.		Previous.	1926-1927.	Total.
	RS.	RS.	RS.	I. EXTENSIONS AND IMPROVEMENTS—	RS.	RS.	RS.
DIRECT RECEIPTS—				(1) Head works	2,026	2,926	4,952
5. Receipts from plantations	3	3	(2) Main canals and branches	70	70
6. Receipts from other canal produce	566	566	(3) Distributaries
9. Rents of buildings	115	115	(4) Drainage and protective works
11. Miscellaneous	127	127	(5) Special tools and plant
				Total ..	2,026	2,996	5,022
Total, Revenue realized in Public Works Department	811	811	II. MAINTENANCE AND REPAIRS—			
Irrigation Revenue realized in Civil Department	1,20,716	1,06,289	2,27,005	(1) Head works	10,942	8,326	19,268
				(2) Main canals and branches	4,870	6,948	11,818
				(3) Distributaries	457	2,164	2,621
				(4) Drainage and protective works
				(5) Special tools and plant
				<i>Add—Unclassifiable outlay</i>
				Total ..	16,269	17,438	33,707
Total, Direct Receipts ..	1,20,716	1,07,100	2,27,816	Total, Extensions and Improvements and Maintenance and Repairs	18,295	20,434	38,729
II. INDIRECT RECEIPTS—				IV. ESTABLISHMENT	6,331	5,188	11,519
Share of Land Revenue collected in the Civil Department	V. TOOLS AND PLANT	236	119	355
				VI. REFUNDS OF REVENUE
				Deduct recoveries on revenue account	15	15
Total, Public Works and Civil Departments, Revenue	1,20,716	1,07,100	2,27,816	Total, Direct Charges ..	24,862	25,726	50,588
				Share of collection charges in the Civil Department	6,035	5,315	11,350
				Indirect Charges	1,069	204	1,273
				Total, Direct and Indirect Charges ..	31,966	31,245	63,211
				Balance, net revenue ..	88,750	75,855	1,64,605
Total, Receipts ..	1,20,716	1,07,100	2,27,816	Grand Total ..	1,20,716	1,07,100	2,27,816

TOLUDUR PROJECT—*Tank Project*—cont.

No. 4.—Interest Accounts for and to end of 1926-1927.

	Amount.		Amount.
	RS.		RS.
Total interest charges to end of 1925-1926	7,68,215	Net revenue realized to end of 1925-1926	88,750
Total interest charges for the year 1926-1927	1,12,387	Net revenue realized during 1926-1927	75,855
		Balance net interest charges ..	7,15,997
Total ..	8,80,602	Total ..	8,80,602

No. 5.—Account of Indirect Charges for and to end of 1926-1927.

Particulars.	Previous.	1926-1927.	Total.
	RS.	RS.	RS.
CAPITAL—			
Capitalization of abatement of land revenue ..	1,80,460	..	1,80,460
Leave and pension allowances	66,102	..	66,102
Audit and accounts	4,666	— 178	4,388
Total ..	2,51,128	— 178	2,50,950
REVENUE—			
Capitalization of abatement of land revenue
Leave and pension allowances	886	..	886
Audit and accounts	183	204	387
Total ..	1,069	204	1,273
Grand Total ..	2,52,197	26	2,52,223

TOLUDUR PROJECT—Tank Project—cont.

No. 6.—Statement comparing Charges to date with Sanctioned Estimates.

Particulars.	CHARGES AGAINST CLOSED SANCTIONS.			CURRENT SANCTIONS.			Total charges to date against old and current sanctions.	REMARKS.	
	Expenditure against construction estimate.	Expenditure against open canal sanction.	Total.	Charges to date.	Amount of sanctioned estimate.	Unspent balance of estimate.		G.O. No. and date.	Amount of estimate
<i>Direct Charges.</i>				RS.	RS.	RS.		<i>Direct.</i>	RS.
Works	15,88,648	22,71,000	6,82,352	..	111 I., dated 20th March 1918.	22,71,000
Establishment	4,67,625	3,89,772	— 77,853	..		
Tools and plant	3,05,862	3,01,809	— 4,553	..		
Suspense account	<i>Indirect</i>	2,50,000
Total	23,62,135	29,62,081	5,99,916	..		
<i>Less—Receipts on Capital Account.</i>	8,728	2,081	— 6,647	..		
Net Total	23,53,407	29,60,000	6,03,593	..		
<i>Indirect Charges.</i>									
Capitalized abatement of land revenue.	1,80,460	1,95,432	14,972	..		
Leave and pension allowances	66,102	54,568	— 11,534	..		
Audit and accounts	4,388	..	— 4,388	..		
Total	2,50,950	2,50,000	— 950	..		
Grand Total	26,04,357	32,10,000	6,05,643	..		

MEHAMATTUR ANICHT SYSTEM—*Canal Project.*

No. 2.—Capital Account for and to end of 1926-1927.

Heads of account.	DIRECT CHARGES.			Cost of construction as now estimated (construction estimate closed in March 1891).	Expenditure against closed estimate.
	Previous.	1926-1927.	Total.		
i. WORKS—	RS.		RS.	RS.	RS.
(1) <i>Head Works</i> —					
C. Works ..	56,967	..	56,967	56,967	56,967
(2) Main canals and branches—					
E. Falls and weirs ..	1,844	..	1,844	1,844	1,844
(3) <i>Distributaries</i> —					
C. Works ..	563	..	563	563	563
Total, Works ..	59,374	..	59,374	59,374	59,374
II. ESTABLISHMENT ..	13,990	..	13,990	13,990	13,990
III. TOOLS AND PLANT ..	8	..	8	8	8
(a) Grand Total ..	73,372		73,372	73,372	73,372
Chargeable to 43. Provincial Irrigation ..	72,538	..	72,538
Chargeable to 55-A. Irrigation—1. Productive ..	834	..	834
Total ..	73,372	..	73,372

MEHAMATTUR ANICUT SYSTEM—*Canal Project*—cont.

No. 3.—Revenue Account for and to end of 1926—1927.

Receipts.	TOTAL.			Charges.	TOTAL.		
	Previous.	1926-1927.	Total.		Previous.	1926-1927.	Total.
I. DIRECT RECEIPTS—	RS.	RS.	RS.	I. EXTENSIONS AND IMPROVEMENTS—	RS.	RS.	RS.
5. Receipts from plantations ..	1,275	32	1,307	(1) Head works	2,920	..	2,920
6. Receipts from other canal produce	2,705	41	2,746	(2) Main canals and branches	13,384	..	13,384
9. Rents of buildings ..	94	3	97	(3) Distributaries	5,078	..	5,078
11. Miscellaneous	48	..	48	(4) Drainage and protective works
Total, Revenue realized in Public Works Department	4,122	76	4,198	(5) Special tools and plant
Irrigation revenue realized in Civil Department	6,42,709	20,957	6,63,666	<i>Add—Unclassifiable outlay</i>	9,521	..	9,521
Total, Direct Receipts.	6,46,831	21,033	6,67,864	Total ..	30,903	..	30,903
				II. MAINTENANCE AND REPAIRS—			
				(1) Head works	43,734	1,511	45,245
				(2) Main canals and branches	56,294	1,938	58,232
				(3) Distributaries	26,961	439	27,400
				(4) Drainage and protective works	443	143	586
				(5) Special tools and plant
				<i>Add—Unclassifiable outlay</i>	45,826	..	45,826
				Total ..	1,73,258	4,031	1,77,289
				Total, Extensions and Improvements and Maintenance and Repairs ..	2,04,161	4,031	2,08,192
				IV. ESTABLISHMENT	49,934	1,024	50,958
				V. TOOLS AND PLANT	367	24	391
				VI. REFUNDS OF REVENUE	4	..	4
				Total, Direct Charges ..	2,54,466	6,079	2,59,545

MEHAMATTUR ANICUT SYSTEM—Canal Project—cont.
No. 3.—Revenue Account for and to end of 1926-1927—cont.

Receipts.	TOTAL.			Charges.	TOTAL.		
	Previous.	1926-1927.	Total.		Previous.	1926-1927.	Total.
	RS.	RS.	RS.		RS.	RS.	RS.
II. INDIRECT RECEIPTS—				Share of collection charges in the Civil Department	32,292	1,050	33,342
Share of land revenue collected in the Civil Department ..	3,129	51	3,180	Indirect charges	7,622	40	7,562
Total, Public Works and Civil Departments, Revenue ..	6,49,960	21,084	6,71,044	Total, Direct and Indirect Charges ..	2,94,280	6,169	3,00,449
				Deduct—Old maintenance charges saved to Government (a)	21,868	808	22,676
				Net Total ..	2,72,412	5,361	2,77,773
Total, Receipts ..	6,49,960	21,084	6,71,044	Balance, net revenue	3,77,548	15,723	3,93,271
				Grand Total ..	6,49,960	21,084	6,71,044

						RS.
(a) Extensions and improvements						126
Maintenance and repairs						510
Establishment						162
Tools and plant						4
				Total, Direct Charges ..		802
Indirect Charges						6
				Total, Direct and Indirect ..		808

MEHAMATTUR ANICUT SYSTEM—*Canal Project*—cont.

No. 4.—Interest Account for and to end of 1926-1927.

	Amount.		Amount.
	RS.		RS.
Total interest charges to end of 1925-1926.	1,49,405	Net revenue realized to end of 1925-1926.	3,77,548
Total interest charges for the year 1926-1927.	2,497	Net revenue realized during 1926-1927.	15,723
Balance, net revenue	2,41,369		
Total ..	3,93,271	Total ..	3,93,271

No. 5.—Account of Indirect Charges for and to end of 1926-1927.

Particulars.	Previous.	1926-1927.	Total.
	RS.	RS.	RS.
CAPITAL—			
Capitalization of abatement of land revenue.	45	.	45
Leave and pension allowances	1,958	..	1,958
Audit and accounts	6	..	6
Total ..	2,009	..	2,009
REVENUE—			
Capitalization of abatement of land revenue.	354	..	354
Leave and pension allowances	6,986	..	6,986
Audit and accounts	182	40	222
Total ..	7,522	40	7,562
Grand Total ..	9,531	40	9,571

MEHAMATTUR ANICUT SYSTEM—*Canal Project*—cont.

No. 6.—Statement comparing Charges to date with Sanctioned Estimates.

Particulars.	CHARGES AGAINST CLOSED SANCTIONS.			CURRENT SANCTIONS.			Total charges to date against old and current sanctions.	REMARKS.	
	Expenditure against construction estimate.	Expenditure against open canal sanction.	Total.	Charges to date.	Amount of sanctioned estimate.	Unspent balance of estimate.		G.O. No. and date.	Amount of estimate.
<i>Direct Charges.</i>	RS.	RS.	RS.				RS.		
Works	56,289	3,085	59,374	59,374		
Establishment	12,946	1,044	13,990	13,990		
Tools and plant	8	8	8		
Suspense account		
Total ..	69,235	4,137	73,372	73,372		
<i>Less—Receipts on Capital Account</i>		
Net Total ..	69,235	4,137	73,372	73,372		
<i>Indirect Charges.</i>									
Capitalized abatement of land revenue	45	45	45		
Leave and pension allowances	1,812	145	1,958	1,958		
Audit and accounts	6	6	6		
Total ..	1,812	197	2,009	2,009		
Grand Total ..	71,047	4,334	75,381	75,381		

VRIDDHACHALAM ANICUT SYSTEM—*Canal Project.*
No. 2.—Capital Account for and to end of 1926-1927.

Heads of account.	DIRECT CHARGES.			Cost of construction as now estimated (construction estimate closed in March 1893).	Expenditure against closed estimate.
	Previous.	1926-1927.	Total.		
I. WORKS—	RS.		RS.	RS.	RS.
(1) <i>Head Works—</i>					
B. Land
C. Works	58,094	..	58,094	58,094	58,094
O. Miscellaneous
Total ..	58,094	..	58,094	58,094	58,094
(2) <i>Main Canals and Branches—</i>					
B. Land	158	..	158	158	158
D. Regulators	4,049	..	4,049	4,049	4,049
E. Falls and Weirs	6,315	..	6,315	6,315	6,315
L. Earthwork
Total ..	10,522	..	10,522	10,522	10,522
Total, Works ..	68,616	..	68,616	68,616	68,616
II. ESTABLISHMENT	15,575	..	15,575	15,575	15,575
III. TOOLS AND PLANT
Grand Total * ..	84,191	..	84,191	84,191	84,191

* Chargeable to "43. Minor Works and Navigation—Provincial."

VRIDDHACHALAM ANICUT SYSTEM—Canal Project—cont.
No. 3.—Revenue Account for and to end of 1926-1927.

Receipts.	TOTAL.			Charges.	TOTAL.		
	Previous.	1926-1927.	Total.		Previous.	1926-1927.	Total.
	RS.	RS.	RS.		RS.	RS.	RS.
I. DIRECT RECEIPTS—				I. EXTENSIONS AND IMPROVEMENTS—			
5. Receipts from plantations	3,262	338	3,600	(1) Head works	6,794	..	6,794
6. Receipts from other canal produce ..	2,516	2	2,518	(2) Main canals and branches	18,506	637	19,143
9. Rents of buildings	55	5	60	(3) Distributaries	10,070	..	10,070
11. Miscellaneous	176	..	176	(4) Drainage and protective works
Deduct—Refunds	65	35	100	(5) Special tools and plant
Total, Revenue realized in Public Works Department	5,944	310	6,254	Add—Unclassifiable outlay	1,968	..	1,968
Irrigation revenue realized in Civil Department.	9,84,511	34,397	10,18,908	Total	37,335	637	37,975
Total, Direct Receipts	9,90,455	34,707	10,25,162	II. MAINTENANCE AND REPAIRS—			
II. INDIRECT RECEIPTS—				(1) Head works	51,134	2,893	54,027
Share of land revenue collected in the Civil Department.	20,342	294	20,636	(2) Main canals and branches	72,013	3,251	75,264
Total, Public Works and Civil Departments, Revenue.	10,10,797	35,001	10,45,798	(3) Distributaries	44,737	527	45,264
Total, Receipts	10,10,797	35,001	10,45,798	(4) Drainage and protective works	1,089	..	1,089
				(5) Special tools and plant
				Add—Unclassifiable outlay	53,862	..	53,862
				Total	2,22,835	7,371	2,30,206
				Total, Extensions and Improvements and Maintenance and Repairs	2,60,173	8,008	2,68,181
				IV. ESTABLISHMENT	63,715	2,033	65,748
				V. TOOLS AND PLANT	564	47	611
				VI. REFUNDS OF REVENUE
				Deduct—Recoveries on revenue account	20	20
				Total, Direct Charges	3,24,452	10,068	3,34,520
				Share of collection charges in the Civil Department	50,241	1,734	51,975
				Indirect charges	9,253	80	9,333
				Total, Direct and Indirect charges	3,83,946	11,882	3,95,828
				Balance, net revenue	6,26,851	23,119	6,49,970
				Grand Total	10,10,797	35,001	10,45,798

IRRIGATION BRANCH.

PUBLIC WORKS DEPARTMENT.

D-I—Statement of traffic on the principal navigable canals in the Madras Presidency during the year 1924-25—cont.

(1)	Godavari canals.	Kistna canals.	Kurnool-Cuddapah canal.	Buckingham canal.	West Coast canals.	Dumagudem canal.	Vedaraoniyam canal.	Total.
(1)	(2)	(3)	(4)	(5)	(6)	(7)	(8)	(9)
Ton mileage, up	4,008,187	5,546,428	13,788	3,134,506	200,412	1,324	74,477	129,79,072
Do. down	3,967,290	5,920,770	15,579	103,913	227,043	20,492	143,168	103,98,255
Total ..	7,975,477	11,467,198	29,317	3,238,419	427,455	21,816	217,645	233,77,327
Estimated value of cargoes, up Re	9,20,19,123	89,43,649	2,31,614	41,85,864	1,43,16,673	6,75,195	7,65,553	13,28,41,061
Do. down ..								
Total ..	9,20,19,123	2,01,79,379	2,59,511	41,85,864	1,43,16,673	6,75,195	12,05,316	13,28,41,061
Number of passengers	1,319,433	198,692	..	106,584	16,922	168	6	1,641,205
Rafts, tons, up	113	429	}	14	4,996	}	..	5,538
Do. down	60,670	4,895		240	1,093			18,461
Total ..	60,783	5,324	..	254	6,089	18,461	..	90,657
Estimated value of rafts .. Ra.	62,03,838	6,56,553	..	29,411	7,25,465	26,87,080	..	1,02,72,936
Tollage on boats per ton per mile.	As 3
Tollage on rafts per								
100 square feet { Timber	Re. 1 4
{ Bamboos	As. 8 2

ADMINISTRATIVE ACCOUNTS
FOR THE YEAR 1926-1927.

MADRAS PRESIDENCY.

VRIDDHACHALAM ANICUT SYSTEM—*Canal Project*—cont.

No. 4.—Interest Account for and to end of 1926-1927.

	Amount.		Amount.
	RS.		RS.
Total interest charges to end of 1926-1926	1,32,633	Net revenue realized to end of 1926-1926.	6,26,851
Total interest charges for the year 1926-1927.	2,799	Net revenue realized during 1926-1927.	23,119
Balance, net revenue	5,14,538		
Total ..	6,49,970	Total ..	6,49,970

No. 5.—Account of Indirect Charges for and to end of 1926-1927.

Particulars.	Previous.	1926-1927.	Total.
	RS.	RS.	RS.
CAPITAL—			
Capitalization of abatement of land revenue ..	314	..	314
Leave and pension allowances	2,180	..	2,180
Audit and accounts
Total ..	2,494	..	2,494
REVENUE—			
Capitalization of abatement of land revenue ..	97	..	97
Leave and pension allowances	8,917	..	8,917
Audit and accounts	239	80	319
Total ..	9,253	80	9,333
Grand Total ..	11,747	80	11,827

VEIDDHACHALAM ANICUT SYSTEM—*Canal Project*—cont.

No. 6.—Statement comparing Charges to date with Sanctioned Estimates.

Particulars.	CHARGES AGAINST CLOSED SANCTIONS.			CURRENT SANCTIONS.			Total charges to date against old and current sanctions.	REMARKS.	
	Expenditure against construction estimate.	Expenditure against open canal sanction.	Total.	Charges to date.	Amount of sanctioned estimate.	Unspent balance of estimate.		G.O. No. and date.	Amount of estimate.
<i>Direct Charges.</i>	RS.	RS.	RS.				RS.		
Works	39,405	29,211	68,616	68,616		
Establishment	9,063	6,512	15,575	15,575		
Tools and plant		
Suspense account		
Total ..	48,468	35,723	84,191	84,191		
Less—Receipts on Capital Account		
Net Total ..	48,468	35,723	84,191	84,191		
<i>Indirect Charges.</i>									
Capitalized abatement of land revenue	314	314	314		
Leave and pension allowances	1,269	911	2,180	2,180		
Total ..	1,269	1,225	2,494	2,494		
Grand Total ..	49,737	36,948	86,685	86,685		

LOWER COLeroon ANICUT SYSTEM—*Canal Project.*

No. 2.—Capital Account for and to end of 1926-1927.

Heads of account.	DIRECT CHARGES.			Cost of construction as now estimated. Construction estimate closed on 30th June 1903.	Expenditure against closed estimate.
	Previous.	1926-1927.	Total.		
I. WORKS—	RS.	RS.	RS.	RS.	RS.
(1) Head Works—					
B. Land	52,000	..
C. Works	10,39,467	37,163	10,76,630	17,04,067	10,39,467
K. Buildings	7,572	..	7,572	20,212	7,572
L. Earthwork	240	240	33,311	..
O. Miscellaneous	— 108	348	240	37,079	— 108
Total ..	10,46,931	37,751	10,84,682	18,46,669	10,46,931
(2) Main Canals and Branches—					
A. Preliminary expenses.	3,089	..	3,089	3,089	3,089
B. Land	25,168	16,786	41,954	61,337	25,161
C. Works	1,987	157	2,144	8,057	..
D. Regulators	77,289	70,371	1,47,660	1,61,080	51,822
E. Falls and weirs	13,410	..	13,410	13,410	13,410
F. (1) Other cross drainage works.	8,062	9,259	17,321	20,812	8,062
G. Bridges	12,363	..	12,363	12,363	12,363
K. Buildings	2,218	..	2,218	2,218	2,218
L. Earthwork	2,03,175	44,563	2,47,738	4,36,285	1,71,128
N. Tank and reservoirs.	4,515	..	4,515	4,515	4,515
O. Miscellaneous	4,816	90	4,906	34,301	4,816
Total ..	3,56,092	1,41,228	4,97,318	7,57,467	2,96,582
3) Distributaries—					
B. Land	5,008	..	5,008	5,008	5,008
C. Works	25,575	1,301	26,876	28,535	25,575
L. Earthwork	1,012	..	1,012	9,172	1,012
Total ..	31,595	1,301	32,896	42,715	31,595
(4) Drainage and Protective Works—					
B. Land	37,013	..	37,013	37,013	37,013
C. Works	58,443	..	58,443	58,443	58,443
L. Earthwork	76,522	..	76,522	76,522	76,522
O. Miscellaneous	1,329	..	1,329	1,329	1,329
Total ..	1,73,307	..	1,73,307	1,73,307	1,73,307
(5) Special Tools and Plant—					
Provision for unforeseen works.	..	10,561	10,561	16,262	..
Total, Works ..	16,07,925	1,90,839	17,98,764	28,36,420	15,48,415

LOWER COLEROON ANICUT SYSTEM—*Canal Project*—cont.
 No. 2.—Capital Account for and to end of 1926-1927—*cont.*

Heads of account.	DIRECT CHARGES.			Cost of construction as now estimated. Construction estimate closed on 30th June 1903.	Expenditure against closed estimate.
	Previous	1926-1927.	Total.		
II. ESTABLISHMENT	RS. 3,27,990	RS. 41,603	RS. 2,69,593	RS. 6,31,065	RS. 3,09,063
III. TOOLS AND PLANT ..	14,942	899	15,841	39,839	14,079
Grand Total ..	19,50,857	2,33,341	21,84,198	35,07,324	18,71,557
<i>Apportionment—</i>					
Chargeable to 49. Irrigation.	3,81,952	..	3,81,952
Chargeable to 43. Irrigation—Provincial.	14,89,605	..	14,89,605
Chargeable to 55-A. Irrigation—Productive.	79,300	2,33,341	3,12,641
Total ..	19,50,857	2,33,341	21,84,198

LOWER COLEBOON ANICUT SYSTEM—*Canal Project*—cont.

No. 3.—Revenue Account for and to end of 1926-1927.

ADMINISTRATIVE ACCOUNTS
FOR THE YEAR 1926-1927.

247

MADRAS PRESIDENCY.

Receipts.	TOTAL.			Charges.	TOTAL.		
	Previous.	1926-1927.	Total.		Previous.	1926-1927.	Total.
	RS.	RS.	RS.		RS.	RS.	RS.
I. DIRECT RECEIPTS—				I. EXTENSIONS AND IMPROVEMENTS—			
2. Owners' rates ..	120	..	120	(1) Head works	1,68,866	259	1,69,125
5. Receipts from plantations ..	46,086	1,937	48,023	(2) Main canals and branches	3,25,036	32,222	3,57,258
6. Receipts from other canal produce ..	33,436	2,644	36,080	(3) Distributaries	48,624	468	49,092
9. Rents of buildings.	3,500	373	3,873	(4) Drainage and protective works	3,773	1,615	5,388
11. Miscellaneous ..	12,766	1,981	14,747	(5) Special tools and plant	— 1,800	..	— 1,800
<i>Deduct—Refunds</i> ..	481	81	562	<i>Add—Unclassifiable outlay</i>	24,873	..	24,873
				Total ..	5,69,372	34,564	6,03,936
				II. MAINTENANCE AND REPAIRS—			
				(1) Head works	1,72,753	6,603	1,79,356
				(2) Main canals and branches	12,95,560	1,23,590	14,19,150
				(3) Distributaries	3,11,578	9,071	3,20,649
				(4) Drainage and protective works	13,274	1,461	14,735
				(5) Special tools and plant
				<i>Add—Unclassifiable outlay</i>	4,82,053	..	4,82,053
				Total ..	22,75,218	1,40,725	24,15,943
Total, Revenue realized in Public Works Department	95,427	6,854	1,02,281	Total, Extensions and Improvements and Maintenance and Repairs	28,44,590	1,75,289	30,19,879
Irrigation revenue realized in Civil Department ..	1,57,94,384	3,74,022	1,61,68,406	IV. ESTABLISHMENT	8,76,597	44,501	9,21,098
				V. TOOLS AND PLANT	7,931	1,022	8,953
				VI. REFUNDS OF REVENUE	423	..	423
				<i>Deduct—Recoveries on revenue account</i>	48	1,016	1,064
Total, Direct Receipts ..	1,58,89,811	3,80,876	1,62,70,687	Total, Direct Charges ..	37,29,493	2,19,796	39,49,289

LOWER COLEROON ANICUT SYSTEM—Canal Project—cont.
No. 3.—Revenue Account for and to end of 1926—1927—cont.

Receipts.	TOTAL.			Charges.	TOTAL.		
	Previous.	1926-1927.	Total.		Previous.	1926-1927.	Total.
II. INDIRECT RECEIPTS—	RS.				RS.	RS.	RS.
Share of land revenue collected in the Civil Department ..	37,33,208	51,510	37,84,718	Share of collection charges in the Civil Department ..	9,76,380	21,277	9,97,657
				Indirect charges	1,46,311	1,753	1,48,064
				Total, Direct and Indirect Charges ..	48,52,184	2,42,826	50,95,010
Total, Public Works and Civil Departments, Revenue	1,96,23,019	4,32,386	2,00,55,405	* Deduct—Old maintenance charges saved to Government	1,36,468	9,243	1,45,711
				Net Total ..	47,15,716	2,33,583	49,49,299
				Balance, net revenue	1,49,07,303	1,98,803	1,51,06,106
Total, Receipts ..	1,96,23,019	4,32,386	2,00,55,405	Grand Total ..	1,96,23,019	4,32,386	2,00,55,405

* Direct—

Extensions and improvements	RS.	2,427
Maintenance and repairs		4,858
Establishment		1,848
Tools and plant		42
	Total, Direct ..	9,170
Indirect		73
	Total, Direct and Indirect ..	9,243

ADMINISTRATIVE ACCOUNTS
FOR THE YEAR 1926-1927.

MADRAS PRESIDENCY.

LOWER COLEROON ANICUT SYSTEM—*Canal Project*—cont.

No. 4.—Interest Account for and to end of 1926-1927.

	Amount.		Amount.
	RS.		RS.
Total interest charges to end of 1925-1926.	23,82,159	Net revenue realized to end of 1925-1926.	1,49,07,303
Total interest charges for the year 1926-1927.	73,094	Net revenue realized during 1926-1927.	1,98,803
Balance net revenue	1,26,50,853		
Total ..	1,51,06,106	Total ..	1,51,06,106

No. 5.—Account of Indirect Charges for and to end of 1926-1927.

Particulars.	Previous.	1926-1927.	Total.
	RS.	RS.	RS.
CAPITAL—			
Capitalization of abatement of land revenue.	28,201	1,694	29,895
Leave and pension allowances	45,917	..	45,917
Audit and accounts	595	1,908	2,503
Total ..	74,713	3,602	78,315
REVENUE—			
Capitalization of abatement of land revenue.	14,733	..	14,733
Leave and pension allowances	1,22,721	..	1,22,721
Audit and accounts	8,857	1,753	10,610
Total ..	1,46,311	1,753	1,48,064
Grand Total ..	2,21,024	5,355	2,26,379

LOWER COLEROON ANICUT SYSTEM—*Canal Project*—cont.

No. 6.—Statement comparing Charges to date with Sanctioned Estimates.

Particulars.	CHARGES AGAINST CLOSED SANCTIONS.			CURRENT SANCTIONS.			Total charges to date against old and current sanctions.	REMARKS.	
	Expenditure against construction estimate.	Expenditure against open canal sanction.	Total.	Charges to date.	Amount of sanctioned estimate.	Unspent balance of estimate.		G.O. No. and date.	Amount of estimate.
<i>Direct charges.</i>	RS.	RS.	RS.	RS.	RS.	RS.	RS.		RS.
Works	10,67,518	4,80,897	15,48,415	2,50,349	12,88,005	10,37,656	17,98,764	Mis. 276 I., dated 12th October 1923.	7,250
Establishment	2,32,629	76,434	3,09,063	60,530	3,22,002	2,61,472	3,69,593		
Tools and plant	14,059	20	14,079	1,762	25,760	23,998	15,841	Mis. 223 I., dated 23rd June 1924.	6,955
Suspenses account		
Total ..	13,14,206	5,57,351	18,71,557	3,12,641	16,35,767	13,23,126	21,84,198		
Less—Receipts on Capital Account.		
Net Total ..	13,14,206	5,57,351	18,71,557	3,12,641	16,35,767	13,23,126	21,84,198		
<i>Indirect charges.</i>									
Capitalized abatement of land revenue.	10,946	17,122	28,068	1,827	..	— 1,827	29,895	Press 264 I., dated 31st July 1924.	2,01,000
Leave and pension allowances.	32,568	10,699	43,267	2,650	..	— 2,650	45,917	Do.	74,500
Audit and accounts	2,503	..	— 2,503	2,503	Mis. 235 I., dated 4th June 1925.	1,65,400
Total ..	43,514	27,821	71,335	6,980	..	— 6,980	78,315	Circle Register No. 10 of October 1926.	11,120
								Circle Register No. 11 of November 1926.	5,780
								G.O. No. 362 I., Press, dated 18th February 1927.	8,16,000
Grand Total ..	13,57,720	5,85,172	19,42,892	3,19,621	16,35,767	13,16,146	22,82,513	Total ..	12,88,005

ADMINISTRATIVE ACCOUNTS
FOR THE YEAR 1926-1927.

MADRAS PRESIDENCY.

PELANDORAI ANICUT SYSTEM—*Canal Project.*

No. 2.—Capital Account for and to end of 1926-1927.

Heads of account.	DIRECT CHARGES.			Cost of construction as now estimated (closed in 1893).	Expenditure against closed estimate.
	Previous.	1926-1927.	Total.		
I. WORKS—	RS.	RS.	RS.	RS.	RS.
(1) <i>Head Works</i> —					
B. Land
C. Works	2,64,856	..	2,64,856	2,64,856	2,64,856
K. Buildings	4,192	..	4,192	4,192	4,192
O. Miscellaneous	2,102	..	2,102	2,102	2,102
Total ..	2,71,150	..	2,71,150	2,71,150	2,71,150
(2) <i>Main Canals and Branches</i> —					
B. Land	12,255	..	12,255	12,255	12,255
D. Regulators	9,938	..	9,938	9,938	9,938
E. Falls and weirs	10,508	979	11,487	13,878	9,958
F. (1) Other cross drainage works.	18,849	..	18,849	18,849	18,849
G. Bridges	15,786	..	15,786	15,786	15,786
H. Escapes	682	..	682	682	682
I. Earthwork	1,00,958	..	1,00,958	1,00,958	1,00,958
N. Tanks and reservoirs	38,505	..	38,505	38,505	38,505
Total ..	2,07,481	979	2,08,460	2,10,851	2,06,931
(3) <i>Distributaries</i> —					
B. Land
C. Works	9,660	..	9,660	9,660	9,660
L. Earthwork	9,372	..	9,372	9,372	9,372
N. Tanks and reservoirs	1,094	..	1,094	1,094	1,094
Total ..	20,126	..	20,126	20,126	20,126
(4) <i>Drainage and Protective Works</i> —					
B. Land	1,937	..	1,937	1,937	1,937
C. Works	10,463	..	10,463	10,463	10,463
L. Earthwork	10,027	..	10,027	10,027	10,027
O. Miscellaneous	3	..	3	3	3
Total ..	22,430	..	22,430	22,430	22,430
(5) <i>Special tools and plant</i>
Provision for unforeseen works
Total, Works ..	5,21,187	979	5,22,166	5,24,557	5,20,637
II. ESTABLISHMENT	1,17,542	248	1,17,790	1,18,347	1,17,367
III. TOOLS AND PLANT	6,071	6	6,077	6,142	6,064
Grand Total ..	6,44,800	1,233	6,46,033	6,49,046	6,44,068
V. <i>Less</i> —RECEIPTS ON CAPITAL ACCOUNT.	798	..	798	798	798
* Net Total ..	6,44,002	1,233	6,45,235	6,48,248	6,43,270

* Chargeable to "43. Minor Works and Navigation—Provincial".	RS. 6,43,270	..	RS. 6,43,270
Chargeable to 55-A. Irrigation Works—I. Productive.	732	1,233	1,965
Total ..	6,44,002	1,233	6,45,235

PELANDORAI ANICUT SYSTEM—*Canal Project*—cont.
No. 3.—Revenue Account for and to end of 1926-1927.

Receipts.	TOTAL.			Charges.	TOTAL.		
	Previous.	1926-1927.	Total.		Previous.	1926-1927.	Total.
I. DIRECT RECEIPTS—	RS.	RS.	RS.	I. EXTENSIONS AND IMPROVEMENTS—	RS.	RS.	RS.
5. Receipts from plantations ..	7,239	342	7,581	(1) Head works	21,154	16	21,169
6. Receipts from other canal produce ..	7,338	269	7,607	(2) Main canals and branches	48,368	754	49,122
9. Rents of buildings.	1,029	97	1,126	(3) Distributaries	19,055	133	19,188
10. Fines	1	..	1	(4) Drainage and protective works
11. Miscellaneous	799	24	823	(5) Special tools and plant
<i>Deduct</i> —Refunds	6	..	6	Total ..	88,557	902	89,459
Total, Revenue realized in Public Works Department	16,400	722	17,122	II. MAINTENANCE AND REPAIRS—			
Irrigation Revenue realized in Civil Department	14,61,949	53,885	15,15,834	(1) Head works	3,02,852	1,850	3,04,702
Total, Direct receipts ..	14,78,349	54,607	15,32,956	(2) Main canals and branches	3,37,743	7,015	3,44,758
				(3) Distributaries	44,031	3,424	47,455
				(4) Drainage and protective works	123	..	123
				(5) Special tools and plant
				<i>Add</i> —Unclassifiable outlay
				Total ..	6,84,749	12,289	6,97,038
				Total, Extensions and Improvements and Maintenance and Repairs	7,73,306	13,191	7,86,497
				IV. ESTABLISHMENT	1,92,018	3,349	1,95,367
				V. TOOLS AND PLANT	5,347	77	5,424
				VI. REFUNDS OF REVENUE	30	..	30
				<i>Deduct</i> —Recoveries on Revenue account	16	3	19
				Total, Direct charges ..	9,70,685	16,614	9,87,299

D-II.—Description and quantities of goods, etc., carried on the principal canals in the Madras Presidency during the year 1924-25.

Description. (1)	Godavari canals.						Kistna canals.			
	Total, Government and Private.				Private.		Total, Government and Private.			
	Quantity, tons.			Value.	Quantity. Tons.	Value.	Quantity, tons.			Value.
	Up.	Down.	Total.				Up.	Down.	Total.	
(2)	(3)	(4)	(5)	(6)	(7)	(8)	(9)	(10)	(11)	
<i>Boat Traffic.</i>				RS.		RS.				RS.
Cotton, raw and manufactured ..	673	498	1,171	25,62,108	1,171	25,62,108	6	1	7	17,912
Woollen goods do.	2	2	12,476	2	12,476	..	4	4	15,720
Dyes and tans ..	161	296	457	16,65,916	457	16,65,916	6	191	197	2,23,032
Rice and paddy ..	191,319	46,429	167,748	2,16,92,880	167,748	2,16,92,880	54,443	7,657	62,100	73,67,136
Other food-grains ..	1,671	12,535	14,206	21,55,676	14,206	21,55,676	1,262	3,680	4,942	7,46,242
Hides and skins ..	56	66	122	1,54,160	122	1,54,160	61	555	616	8,35,490
Liquors ..	91	254	345	10,33,620	345	10,33,620	3	12	15	44,940
Metals ..	561	883	1,444	6,67,284	1,444	6,67,284	11	107	118	1,10,556
Oils ..	1,377	3,989	5,366	1,10,80,780	5,366	1,10,80,790	255	806	1,061	21,90,965
Oil-seeds ..	1,314	5,387	6,701	18,36,074	6,701	18,36,074	2,069	202	2,271	6,22,254
Provisions ..	20,866	12,384	33,250	70,49,000	33,250	70,49,000	4,279	3,347	7,626	16,16,712
Salt ..	10,717	7,252	17,969	14,91,428	17,969	14,91,428	8,361	809	9,170	7,61,110
Spices ..	343	1,028	1,371	19,34,481	1,371	19,34,481
Sugar and jaggery ..	3,499	1,429	4,928	11,16,918	4,928	11,16,918	177	286	463	1,04,967
Tobacco ..	1,461	3,134	4,595	2,90,45,690	4,595	2,90,45,690	1,571	274	1,845	14,52,190
Building materials ..	83,037	119,103	202,140	4,61,292	22,605	37,265	17,134	116,476	133,610	6,88,211
Miscellaneous goods ..	17,690	21,399	39,089	28,41,980	39,089	28,41,980	5,413	8,546	13,959	15,11,805
Timber ..	5,080	13,153	18,233	30,44,911	18,233	30,44,911	817	6,238	7,055	11,78,185
Firewood ..	15,290	8,001	23,291	3,49,365	23,291	3,49,365	17,681	349	18,030	2,70,450
Bamboos ..	231	14,641	14,872	6,09,752	14,872	6,09,752	958	8,822	9,780	4,00,980
Coal and coke ..	85	140	225	5,850	225	5,850	63	164	227	5,902
Jute ..	75	24	99	36,630	99	36,630	..	26	26	9,620
Treasure	11,70,842	..	11,27,196
Total, Boat Traffic ..	285,597	272,027	557,624	9,20,19,123	378,089	9,15,51,448	114,570	158,552	273,122	2,01,79,379

II. INDIRECT RECEIPTS—

Share of land revenue collected in the Civil Department.	4,727	76	4,803	Share of collection charges in the Civil Department ..	74,129	2,698	76,827
Total, Public Works and Civil Departments, Revenue	14,83,076	54,683	16,37,759	Indirect charges	31,698	158	31,856
Total, Receipts ..	14,83,076	54,683	16,37,759	Total, Direct and Indirect charges ..	10,76,512	19,470	10,95,982
				Deduct—(a) Old maintenance charges saved to Government	7,826	149	7,975
				Net Total ..	10,68,686	19,321	10,88,007
				Balance, net revenue ..	4,14,390	35,362	4,49,752
				Grand Total ..	14,83,076	54,683	15,37,759

(a) Extensions and improvements	59
Maintenance and repairs	58
Establishment	30
Tools and plant	1
Total, Direct charges ..	148
Indirect charges	1
Total, Direct and Indirect ..	149

RS.
59
58
30
1
148
1
149

PELANDORAI ANICUT SYSTEM—*Canal Project*—cont.

No. 4.—Interest Account for and to end of 1926-1927.

	Amount.			Amount.	
	RS.			RS.	
Total interest charges to end of 1925-1926.	9,48,432		Net revenue realized to end of 1925-1926.	4,14,390	
Total interest charges for the year 1926-1927.	22,171		Net revenue realized during 1926-1927.	35,362	
			Balance, net interest charges.	5,20,851	
Total ..	9,70,603		Total ..	9,70,603	

No. 5.—Account of Indirect Charges for and to end of 1926-1927.

Particulars.	Previous.	1926-1927.	Total.
CAPITAL—	RS.	RS.	RS.
Capitalization of abatement of land revenue.	27,907	..	27,907
Leave and pension allowances	20,865	..	20,865
Audit and accounts	5	10	15
Total ..	48,777	10	48,787
REVENUE—			
Capitalization of abatement of land revenue.	1,043	26	1,069
Leave and pension allowances	29,994	..	29,994
Audit and accounts	661	132	793
Total ..	31,698	158	31,856
Grand Total ..	80,475	168	80,643

PELANDORAI ANICUT SYSTEM—Canal Project—cont.

No. 6.—Statement Comparing Charges to date with Sanctioned Estimates.

Particulars.	CHARGES AGAINST CLOSED SANCTIONS.			CURRENT SANCTIONS.			Total charges to date against old and current sanctions.	REMARKS.			
	Expenditure against construction estimate.	Expenditure against open canal sanction.	Total.	Charges to date.	Amount of sanctioned estimate.	Unspent balance of estimate.		G.O. No. and date.	Amount of estimate.		
<i>Direct Charges.</i>	RS.	RS.	RS.	RS.	RS.	RS.	RS.		RS.		
Works	3,32,345	1,88,292	5,20,637	1,529	3,920	2,391	5,22,166	Mis. 222 I., 10th August 1923.	3,920		
Establishment	73,999	43,368	1,17,367	423	980	557	1,17,790				
Tools and plant	4,438	1,626	6,064	13	78	65	6,077				
Suspense account				
Total	4,10,782	2,33,286	6,44,068	1,965	4,978	3,013	6,46,033				
Less—Receipts on Capital account	798	..	798	798				
Net Total	4,09,984	2,33,286	6,43,270	1,965	4,978	3,013	6,45,235				
<i>Indirect Charges.</i>											
Capitalized abatement of land revenue	27,489	418	27,907	27,907				
Leave and pension allowances	14,769	6,071	20,840	25	..	25	20,865				
Audit and accounts	15	..	15	15				
Total	42,258	6,489	48,747	40	..	40	48,787				
Grand Total	4,52,242	2,39,775	6,92,017	2,005	4,978	2,973	6,94,022				

BASAVANNAH CHANNEL.

No. 2.—Capital Account for and to end of 1926-1927.

Heads of account.	DIRECT CHARGES.			Cost of construction as now estimated.	Expenditure against closed estimate.
	Previous.	1926-1927.	Total.		
I. WORKS—	RS.	RS.	RS.	RS.	RS.
(1) <i>Head Works—</i>					
C. Works	15,700	..
Total	15,700	..
(2) <i>Main Canals and Branches—</i>					
B. Land	761	13,983	14,744	9,050	..
C. Works	5,998	5,998	83,690	..
L. Earthwork	12,866	39,959	52,825	1,98,850	..
O. Miscellaneous	1,169	5,081	6,250	14,210	..
Total ..	14,796	65,021	79,817	3,05,800	..
Total, Works ..	14,796	65,021	79,817	3,21,500	..
II. ESTABLISHMENT	4,724	23,500	28,224	80,375	..
III. TOOLS AND PLANT	112	960	1,072	6,430	..
Grand Total ..	19,632	89,481	1,09,113	4,08,305	..
V. <i>Less—</i> RECEIPTS ON CAPITAL ACCOUNT.
Net Total ..	19,632	89,481	1,09,113	4,08,305	..
Chargeable to 55-A. Irrigation Works—Productive.	19,632	89,481	1,09,113

ADMINISTRATIVE ACCOUNTS
FOR THE YEAR 1926-1927.

MADRAS PRESIDENCY.

BASAVANNAH CHANNEL—*cont.*

No. 4.—Interest Account for and to end of 1926-1927.

	Amount.		Amount.
	RS.		RS.
Total interest charges to end of 1925-1926	510	Net revenue realized to end of 1925-1926
Total interest charges for the year 1926-1927	3,553	Net revenue realized during 1926-1927
		Balance, net interest charges ..	4,063
Total ..	4,063	Total ..	4,063

No. 5.—Account of Indirect Charges for and to end of 1926-1927.

Particulars.	Previous.	1926-1927.	Total.
	RS.	RS.	RS.
Capital—			
Leave and pension allowances	661	..	661
Audit and accounts	148	650	798
Total ..	809	650	1,459
Revenue—			
Leave and pension allowances
Audit and accounts
Total
Grand Total ..	809	650	1,459

BASAVANNAH CHANNEL—*cont.*

No. 6. —Statement comparing Charges to date with Sanctioned Estimates.

Particulars.	CHARGES AGAINST CLOSED SANCTIONS.			CURRENT SANCTIONS.			Total charges to date against old and current sanctions.	REMARKS.	
	Expenditure against construction estimate.	Expenditure against open canal sanction.	Total.	Charges to date.	Amount of sanctioned estimate.	Unspent balance of estimate.		G.O. No. and date.	Amount of estimate.
1	2	3	4	5	6	7	8	9	10
<i>Direct Charges.</i>				RS.	RS.	RS.		<i>Direct Charges.</i>	
Works	79,817	3,21,500	2,41,683	..	Mis. No. 445 I., 19th December 1924.	RS. 3,21,500
Establishment	28,224	80,375	52,151	..		
Tools and plant	1,072	6,430	5,368	..		
Suspense account		
Total	1,09,113	4,08,305	2,99,192	..		
Less—Receipts on Capital Account		
Net Total	1,09,113	4,08,305	2,99,192	..		
<i>Indirect Charges.</i>								<i>Indirect Charges.</i>	
Capitalized abatement of land revenue	800	800	..	Mis. No. 445 I., 19th December 1924.	RS. 15,267
Leave and pension allowances	661	11,252	10,591	..		
Audit and accounts	798	3,215	2,417	..		
Total	1,459	15,267	13,808	..		
Grand Total	1,10,572	4,23,572	3,13,000	..		

CUMBUM TANK—*Tank Project.*

No. 2.—Capital Account for and to end of 1926-1927.

Heads of account.	DIRECT CHARGES.			Cost of construction as now estimated (construction estimate closed on 31st March 1896).	Expenditure against closed estimate.
	Previous.	1926-1927.	Total.		
I. WORKS—	RS.		RS.	RS.	RS.
(2) <i>Main Canals and Branches—</i>					
L. Earthwork	27,401	..	27,401	27,401	27,401
N. Tanks and reservoirs..	9,913	..	9,913	9,913	9,913
Total ..	37,314	..	37,314	37,314	27,314
(3) <i>Distributaries—</i>					
B. Land	1,136	..	1,136	1,136	1,136
C. Works	26,713	..	26,713	26,713	26,713
L. Earthwork	3,051	..	3,051	3,051	3,051
O. Miscellaneous	487	..	487	487	487
Total ..	31,387	..	31,387	31,387	31,387
(5) <i>Special tools and plant.</i>
Total, Works ..	68,701	..	68,701	68,701	68,701
II. ESTABLISHMENT	15,284	..	15,284	15,284	15,284
III. TOOLS AND PLANT
Grand Total ..	83,985	..	83,985	83,985	83,985
V. Loss—RECEIPTS ON CAPITAL ACCOUNT.
(a) Net Total ..	83,985	..	83,985	83,985	83,985

(a) Chargeable to "43. Minor Works and Navigation—Provincial."

CUMBUM TANK—Tank Project—cont.

No. 3.—Revenue Accounts for and to end of 1926-1927.

Receipts.	TOTAL.			Charges.	TOTAL.		
	Previous.	1926-1927.	Total.		Previous.	1926-1927.	Total
	RS.	RS.	RS.		RS.	RS.	RS.
I. DIRECT RECEIPTS—				I. EXTENSIONS AND IMPROVEMENTS—			
6. Other canal produce	111	..	111	(1) Head works	418	..	418
II. Miscellaneous	11	..	11	(2) Main canals and branches	1,933	478	2,411
Total, Revenue realized in Public Works Department	122	..	122	(3) Distributaries	6,140	..	6,140
Irrigation Revenue realized in Civil department	2,72,491	— 12	2,72,479	(4) Drainage and protective works
Total, Direct Receipts.	2,72,613	— 12	2,72,601	(5) Special tools and plant
				<i>Add—Unclassifiable outlay</i>	7,186	..	7,186
				Total	15,677	478	16,155
				II. MAINTENANCE AND REPAIRS—			
				(1) Head works	4,914	318	5,232
				(2) Main canals and branches	26,248	673	26,921
				(3) Distributaries	22,828	815	23,643
				(4) Drainage and protective works	1,047	..	1,047
				(5) Special tools and plant
				<i>Add—Unclassifiable outlay</i>	24,128	..	24,128
				Total	79,165	1,806	80,971
				Total, Extensions and Improvements and Maintenance and Repairs	94,842	2,284	97,126

II. INDIRECT RECEIPTS—				IV. ESTABLISHMENT	27,915	825	28,740
Share of land revenue collected in the Civil department ..	23,245	461	23,706	V. TOOLS AND PLANT	811	34	846
				VI. REFUNDS OF REVENUE
				Total, Direct Charges ..	1,23,568	3,143	1,26,711
Total, Public Works and Civil departments—Revenue ..	2,95,858	449	2,96,307	Share of collection charges in the Civil department	14,787	23	14,810
				Indirect charges	6,787	23	6,810
				Total, Direct and Indirect Charges ..	1,45,142	3,189	1,48,331
				(a) <i>Deduct</i> —Old maintenance charges saved to Government	28,975	1,099	30,074
				Net Total ..	1,16,167	2,090	1,18,257
				Balance, net revenue	1,79,691	— 1,641	1,78,050
Total, Receipts ..	2,95,858	449	2,96,307	Grand Total ..	2,95,858	449	2,96,307

								RS.
(a) Extensions and improvements
Maintenance and repairs	793
Establishment	286
Tools and plant	12
								<u>1,091</u>
								8
								<u>1,099</u>

CUMBUM TANK—*Tank Project*—cont.

No. 4.—Interest Account for and to end of 1926-1927.

	Amount.		Amount.
	RS.		RS.
Total interest charges to end of 1925-1926	1,13,217	Net revenue realized to end of 1925-1926	1,79,691
Total interest charges for the year 1926-1927	2,793	Net revenue realized during 1926-1927	— 1,641
Balance, net revenue	62,040		
Total ..	1,78,050	Total ..	1,78,050

No. 5.—Account of Indirect Charges for and to end of 1926-1927.

Particulars.	Previous.	1926-1927.	Total.
	RS.	RS.	RS.
CAPITAL—			
Capitalization of abatement of land revenue	206	..	206
Leave and pension allowances	2,182	..	2,182
Total ..	2,388	..	2,388
REVENUE—			
Capitalization of abatement of land revenue	2,861	..	2,861
Leave and pension allowances	3,909	..	3,909
Audit and account	77	23	100
Total ..	6,787	23	6,810
Grand Total ..	9,175	23	9,198

D-II.—Description and quantities of goods, etc., carried on the principal canals in the Madras Presidency during the year 1924-25—*cont.*

Description. (1)	Godavari canals.						Kistna canals.			
	Total, Government and Private.				Private		Total, Government and Private.			
	Quantity, tons.			Value.	Quantity.	Value.	Quantity, tons.			Value.
	Up.	Down.	Total.		Tons.		Up.	Down.	Total.	
(2)	(3)	(4)	(5)	(6)	(7)	(8)	(9)	(10)	(11)	
<i>Raft Traffic.</i>				RS.		RS.				RS.
Timber in logs	54	38,492	38,546	51,26,618	38,546	51,26,618	278	2,223	3,501	4,85,633
Squared timber	1,043	1,043	2,29,460	1,043	2,29,460	40	607	647	1,42,340
Sleepers, broad gauge
Do. metre gauge	10	10	1,940
Scantlings
Poles
Firewood
Bamboos and reeds	59	21,135	21,194	8,47,760	21,194	8,47,760	111	1,055	1,166	46,640
Total, Raft Traffic ..	113	60,670	60,783	62,03,838	60,783	62,03,838	429	4,895	5,324	6,56,553
Grand Total ..	285,710	332,697	618,407	9,52,22,961	438,872	9,77,55,286	114,999	163,447	278,446	2,08,35,932

CUMBUM TANK—*Tank Project*—cont.

No. 6.—Statement comparing Charges to date with Sanctioned Estimates.

Particulars.	CHARGES AGAINST CLOSED SANCTIONS.			CURRENT SANCTIONS.			Total charges to date against old and current sanctions.	REMARKS.	
	Expenditure against construction estimate.	Expenditure against open canal sanction.	Total.	Charges to date.	Amount of sanctioned estimate.	Unspent balance of estimate.		G.O. No. and date.	Amount of estimate.
<i>Direct Charges.</i>									
	RS.	RS.	RS.				RS.		
Works	37,314	31,387	68,701	68,701		
Establishment	8,495	6,789	15,284	15,284		
Tools and plant		
Suspense account		
Total ..	45,809	38,176	83,985	83,985		
Less—Receipts on Capital Account		
Net Total ..	45,809	38,176	83,985	83,985		
<i>Indirect Charges.</i>									
Capitalized abatement of land revenue	206	206	206		
Leave and pension allowances	1,232	960	2,182	2,182		
Total ..	1,232	1,166	2,388	2,388		
Grand Total ..	47,041	39,382	86,373	86,373		

CHEMBRAMBAUKAM TANK—*Tank Project.*

No. 2.—Capital Account for and to end of 1926-1927.

Heads of account.	DIRECT CHARGES.			Cost of construction as now estimated (construction estimate closed on 31st March 1928).	Expenditure against closed estimate.
	Previous.	1926-1927.	Total.		
I. WORKS—	RS.		RS.	RS.	RS.
(1) <i>Head Works—</i>					
K. Buildings	4,640	..	4,640	4,640	4,640
(2) <i>Main Canals and Branches—</i>					
B. Land	1,11,062	..	1,11,062	1,11,062	1,11,062
C. Works	1,03,009	..	1,03,009	1,03,009	1,03,009
K. Buildings	4,801	..	4,801	4,801	4,801
L. Earthwork	2,20,643	..	2,20,643	2,20,643	2,20,643
O. Miscellaneous	61,729	..	61,729	61,729	61,729
Total	5,01,244	..	5,01,244	5,01,244	5,01,244
(3) <i>Distributaries—</i>					
B. Land
C. Works	5,902	..	5,902	5,902	5,902
L. Earthwork	2,469	..	2,469	2,469	2,469
Total	8,371	..	8,371	8,371	8,371
(5) <i>Special tools and plant</i>
Provision for unforeseen works.
Total, Works	5,14,255	..	5,14,255	5,14,255	5,14,255
II. ESTABLISHMENT	1,28,958	..	1,28,958	1,28,958	1,28,958
III. TOOLS AND PLANT	8,249	..	8,249	8,249	8,249
Grand Total	6,51,462	..	6,51,462	6,51,462	6,51,462
V. <i>Less—RECEIPTS ON CAPITAL ACCOUNT.</i>	114	..	114	114	114
Net Total	6,51,348	..	6,51,348	6,51,348	6,51,348
Chargeable to 43. Provincial Irrigation.	6,49,829	..	6,49,829
Chargeable to 55-A. Irrigation Works—2. Unproductive.	1,519	..	1,519
Total	6,51,348	..	6,51,348

CHEMBRAMBAUKAM TANK—*Tank Project*—cont.

No. 3.—Revenue Account for and to end of 1926-1927.

Receipts.	TOTAL			Chargee.	TOTAL.		
	Previous.	1926-1927.	Total.		Previous.	1926-1927.	Total.
I. DIRECT RECEIPTS—	RS.	RS.	RS.	I. EXTENSIONS AND IMPROVEMENTS—	RS.	RS.	RS.
5. Receipts from plantations ..	445	..	445	(1) Head works	4,085	..	4,085
6. Receipts from other canal produce	2,260	21	2,281	(2) Main canals and branches	40,718	253	40,971
9. Rents of buildings	525	40	565	(3) Distributaries	4,448	..	4,448
10. Fines	5	..	5	(4) Drainage and protective works
11. Miscellaneous	10,665	278	10,943	(5) Special tools and plant
<i>Deduct—Refunds</i>	5	220	225	Total	49,251	253	49,504
Total, Revenue realized in Public Works Department	13,895	119	14,014	II. MAINTENANCE AND REPAIRS—			
Irrigation Revenue realized in Civil Department	18,60,440	42,536	19,02,976	(1) Head works	37,198	..	37,198
Total, Direct Receipts	18,74,335	42,655	19,16,990	(2) Main canals and branches	3,18,475	6,412	3,24,887
II. INDIRECT RECEIPTS—				(3) Distributaries	16,325	..	16,325
Share of land revenue collected in the Civil department ..	41,291	908	42,199	(4) Drainage and protective works
				(5) Special tools and plant
				<i>Add—Unclassifiable outlay</i>
				Total	3,71,998	6,412	3,78,410

CHEMBRAMBAUKAM TANK—Tank Project—cont.
No. 3.—Revenue Account for and to end of 1926—1927—cont.

Receipts.	TOTAL.			Charges.	TOTAL.		
	Previous.	1926-1927.	Total.		Previous.	1926-1927.	Total.
	RS.	RS.	RS.		RS.	RS.	RS.
Total, Public Works and Civil departments—Revenue ..	19,15,626	43,563	19,59,189	Total, Extensions and Improvements and Maintenance and Repairs	4,21,249	6,665	4,27,914
				IV. ESTABLISHMENT	1,12,326	2,409	1,14,735
				V. TOOLS AND PLANT	2,232	99	2,331
				VI. REFUNDS OF REVENUE	45	..	45
				Deduct—Recoveries on revenue account	293	..	293
				Total, Direct Charges ..	5,35,559	9,173	5,44,732
				Share of collection charges in the Civil department	1,02,956	2,172	1,05,128
				Indirect charges	18,842	67	18,909
				Total, Direct and Indirect charges ..	6,57,357	11,412	6,68,769
				Deduct—Old maintenance charges saved to Government (a)	3,89,610	7,459	3,97,069
				Net Total ..	2,67,747	3,953	2,71,700
				Balance, net revenue	16,47,879	39,610	16,87,489
Total, Receipts ..	19,15,626	43,563	19,59,189	Grand Total ..	19,15,626	43,563	19,59,189

	RS.
(a) Extensions and improvements	2,283
Maintenance and repairs	3,097
Establishment	1,945
Tools and plant	80

Total, Direct charges ..	7,405
Indirect charges	54

Total, Direct and Indirect ..	7,459

CHEMBRAMBAUKAM TANK—*Tank Project*—cont.

No. 4.—Interest Account for and to end of 1926-1927.

	Amount.		Amount.
	RS.		RS.
Total interest charges to end of 1925-1926	12,81,975	Net revenue realized to end of 1926-1926	16,47,879
Total interest charges for the year 1926-1927	21,924	Net revenue realized during 1926-1927	39,610
Balance, net revenue	3,83,590		
Total ..	16,87,489	Total ..	16,87,489

No. 5.—Account of Indirect Charges for and to end of 1926-1927.

Particulars.	Previous.	1926-1927.	Total.
	RS.	RS.	RS.
CAPITAL—			
Capitalization of abatement of land revenue ..	85,701	..	85,701
Leave and pension allowances	27,081	..	27,081
Audit and accounts	13	..	13
Total ..	1,12,795	.	1,12,795
REVENUE—			
Leave and pension allowances	18,491	..	18,491
Audit and accounts	351	67	418
Total ..	18,842	67	18,909
Grand Total ..	1,31,637	67	1,31,704

CHEMBRAMBAUKAM TANK—*Tank Project*—cont.

No. 6.—Statement comparing Charges to date with Sanctioned Estimates.

Particulars.	CHARGES AGAINST CLOSED SANCTIONS.			CURRENT SANCTIONS.			Total charges to date against old and current sanctions.	Remarks.
	Expenditure against construction estimate.	Expenditure against open canal sanction.	Total.	Charges to date.	Amount of sanctioned estimate.	Unspent balance of estimate.		
<i>Direct Charges.</i>	RS.	RS.	RS.				RS.	
Works	4,91,801	22,454	5,14,255	5,14,255	
Establishment	1,24,534	4,424	1,28,958	1,28,958	
Tools and plant	8,204	45	8,249	8,249	
Suspense account	
Total	6,24,539	26,923	6,51,462	6,51,462	
<i>Less—Receipts on Capital Account</i>	114	..	114	114	
Net Total	6,24,425	26,923	6,51,348	6,51,348	
<i>Indirect Charges.</i>								
Capitalized abatement of land revenue	85,701	..	85,701	85,701	
Leave and pension allowances	26,463	618	27,081	27,081	
Audit and accounts	13	13	13	
Total	1,12,164	631	1,12,795	1,12,795	
Grand Total	7,36,589	27,554	7,64,143	7,64,143	

CAUVERY DELTA SYSTEM—*Canal Project.*

No. 2.—Capital Account for and to end of 1926-1927.

Heads of account.	DIRECT CHARGES.			Cost of construction as now estimated (construction estimate closed on 31st March 1889).	Expenditure against closed estimate
	Previous.	1926-1927.	Total.		
	RS.	RS.	RS.	RS.	RS.
I. WORKS—					
(1) <i>Head Works—</i>					
C. Works	15,30,113	3,72,180	19,02,293	20,67,518	9,82,948
K. Buildings	13,784	..	13,784	13,784	13,784
O. Miscellaneous	258	..	258	258	258
Total ..	15,44,155	3,72,180	19,16,335	20,81,560	9,96,990
(2) <i>Main Canals and Branches—</i>					
B. Land	83,172	2,634	85,832	87,221	73,256
D. Regulators	8,52,239	8,237	8,60,476	9,03,309	8,35,109
F. (1) Other cross drainage works	31,305	..	31,305	31,305	31,305
K. Buildings	26,784	..	26,784	30,934	26,784
L. Earthwork	69,608	4,932	74,540	77,319	61,834
N. Miscellaneous	693	..	693	693	693
Total ..	10,63,807	15,823	10,79,630	11,30,781	10,28,981
(3) <i>Distributaries—</i>					
B. Land	33,697	..	33,697	33,732	33,697
C. Works	1,58,529	..	1,58,529	1,65,944	1,58,529
L. Earthwork	36,952	..	36,952	36,952	36,952
O. Miscellaneous	— 22	..	— 22	— 22	— 22
Total ..	2,29,156	..	2,29,156	2,36,606	2,29,156
(4) <i>Drainage and Protective Works—</i>					
B. Land	1,22,682	5,709	1,28,391	1,11,721	33,721
C. Works	3,99,923	21,252	4,21,175	4,21,361	3,70,441
L. Earthwork	3,40,162	71,972	4,12,134	4,51,405	3,27,105
O. Miscellaneous	47,514	520	48,034	56,050	46,270
Total ..	9,10,281	99,453	10,09,734	10,40,537	7,77,537
(5) <i>Special tools and plant</i>
Provision for unforeseen works.
Total outlay on current sanctions.	37,47,399	4,87,456	42,34,855	41,89,514	30,32,664
Old outlay	7,76,216	..	7,76,216	7,76,216	7,76,216
Total, Works ..	45,23,615	4,87,456	50,11,071	52,65,730	38,08,880

CAUVERY DELTA SYSTEM—*Canal Project*—cont.
No. 2.—Capital Account for and to end of 1926-1927—cont.

Heads of account.	DIRECT CHARGES.			Cost of construction as now estimated (construction estimate closed on 31st March 1889).	Expenditure against closed estimate.
	Previous.	1926-1927.	Total.		
II. ESTABLISHMENT—	RS.	RS.	RS.	RS.	RS.
Non-voted—					
Pay of officers	20,739	15,607	36,346
Passage pay	1,137	..	1,137
Voted—					
Pay of officers	14,634	9,672	24,306
Pay of establishment (temporary).	38,352	26,489	64,841
Travelling allowance ..	9,994	5,850	15,844
Fixed travelling allowance.	4,227	2,642	6,869
Other compensatory allowance.	535	..	535
Contingencies	2,940	..	2,940
Non-contract contingencies—Miscellaneous.	8	2,659	2,667
	92,566	62,919	1,55,485	} 2,71,850	..
<i>Deduct</i> —Charges debited to other heads of account.	29,698	26,078	55,776		
<i>Add</i> —Amount debited by Transferred establishment.	8,93,001	28,834	9,21,835	9,27,109	8,34,745
" Pensionary charges	5,158	5,158
Net total, Establishment ..	9,55,869	70,833	10,26,702	11,98,959	8,34,745
III. TOOLS AND PLANT—					
New supplies—					
Scientific instruments and drawing materials.	2,596	..	2,596	} 21,748	..
Plant and Machinery ..	21,776	..	21,776		
Tools	1,069	199	1,268		
Office furniture	2,667	221	2,888		
Camp equipage	290	..	290		
Repairs and carriage ..	632	479	1,111		
	29,030	899	29,929	21,748	..
<i>Deduct</i> —Charges debited to other heads of account.	6,396	373	6,769
<i>Add</i> —Amount debited by Transferred.	99,303	637	99,940	1,06,914	99,526
Net total, Tools and Plant ..	1,21,937	1,163	1,23,100	1,28,662	99,526
IV. SUSPENSE	952	— 808	144
Grand Total ..	56,02,373	5,58,644	61,61,017	65,93,851	47,43,156
V. Less—RECEIPTS ON CAPITAL ACCOUNT.	2,413	2,006	4,419	4,419	4,419
Net Total ..	55,99,960	5,56,638	61,56,598	65,88,932	47,38,731
Chargeable to 49. Irrigation Works.	43,53,369	..	43,53,369
Chargeable to 55-A. Irrigation Works—1. Productive.	12,46,591	5,56,638	18,03,229
Total ..	55,99,960	5,56,638	61,56,598

CAUVERY DELTA SYSTEM—*Canal Project*—cont.
No. 3.—Revenue Account for and to end of 1926-1927.

36

Receipts.	TOTAL.			Charges.	TOTAL.		
	Previous.	1926-1927.	Total.		Previous.	1926-1927.	Total.
I. DIRECT RECEIPTS—	RS.	RS.	RS.	I. EXTENSIONS AND IMPROVEMENTS—	RS.	RS.	RS.
3. Sales of water ..	4,170	357	4,527	(1) Head works	2,53,124	11,683	2,64,807
5. Receipts from plantations ..	1,68,823	7,713	1,76,539	(2) Main canals and branches	4,19,213	61,749	4,80,962
6. Receipts from other canal produce	1,11,940	5,074	1,17,014	(3) Distributaries	7,32,583	5,356	7,37,939
9. Rents of buildings.	14,316	1,244	15,560	(4) Drainage and protective works	2,28,915	9,406	2,38,321
10. Fines	291	..	291	(5) Special tools and plant	3,572	..	3,572
11. Miscellaneous ..	60,081	5,216	65,297	<i>Add—Unclassifiable outlay</i>	35,651	..	35,651
<i>Deduct—Refunds</i> ..	1,442	404	1,846	Total ..	16,73,058	88,194	17,61,252
Total, Revenue realized in Public Works Department	3,58,182	19,200	3,77,382	II. MAINTENANCE AND REPAIRS—			
Irrigation Revenue realized in Civil Department	4,74,14,472	16,09,403	4,90,23,875	(1) Head works	5,45,763
Total, Direct Receipts ..	4,77,72,654	16,28,603	4,94,01,257	(2) Main canals and branches	36,70,625	49,788	6,95,551
				(3) Distributaries	21,38,129	4,86,220	41,56,845
				(4) Drainage and protective works	9,75,078	74,143	22,12,272
				(5) Special tools and plant	1,800	35,649	10,10,727
				<i>Add—Unclassifiable outlay</i>	36,27,372	..	1,800
				Total ..	1,09,58,767	6,45,800	1,16,04,567
				Total, Extensions and Improvements and Maintenance and Repairs	1,26,31,825	7,33,994	1,33,65,819
				IV. ESTABLISHMENT	49,69,437	1,71,790	51,41,227
				V. TOOLS AND PLANT	1,74,948	3,648	1,78,596
				VI. REFUNDS OF REVENUE	1,919	..	1,919
				<i>Deduct—Recoveries on Revenue account</i>	54	54
				Total, Direct charges ..	1,77,78,129	9,09,378	1,86,87,507

CAUVERY DELTA SYSTEM—*Canal Project*—cont.
No. 3.—Revenue Account for and to end of 1926-1927—cont.

Receipts.	TOTAL.			Charges.	TOTAL.		
	Previous.	1926-1927.	Total.		Previous.	1926-1927.	Total.
II. INDIRECT RECEIPTS—	RS.	RS.	RS.		RS.	RS.	RS.
Share of land revenue collected in the Civil Department ..	84,60,153	1,18,330	85,78,483	Share of collection charges in the Civil Department ..	31,36,460	86,374	32,22,834
				Indirect charges ..	8,37,509	7,340	8,44,849
Total, Public Works and Civil Departments, Revenue ..	5,62,32,807	17,46,933	5,79,79,740	Total, Direct and Indirect charges ..	2,17,52,098	10,03,092	2,27,55,190
				* <i>Deduct</i> —Old maintenance charges saved to Government ..	1,24,96,793	1,34,122	1,26,30,915
				Net Total ..	92,55,305	8,68,970	1,01,24,275
				Balance, net revenue ..	4,69,77,502	8,77,963	4,78,55,465
Total, Receipts ..	5,62,32,807	17,46,933	5,79,79,740	Grand Total ..	5,62,32,807	17,46,933	5,79,79,740

								RS.
• Direct—								
Maintenance and Repairs	1,05,634
Establishment	26,816
Tools and Plant	616
Total, Direct ..								1,33,066
Indirect	1,056
Total, Direct and Indirect ..								1,34,122

D-II.—Description and quantities of goods, etc., carried on the principal canals in the Madras Presidency during the year 1924-25—cont.

13

Description.	Kistna canals—cont.		Kurnool-Cuddapah canal.					
	Private.		Total, Government and Private.				Private.	
	Quantity.	Value.	Quantity, tons.			Value.	Quantity.	Value.
	Tons.		Up.	Down.	Total.		Tons.	
(12)	(13)	(14)	(15)	(16)	(17)	(18)	(19)	
<i>Boat Traffic.</i>		RS.				RS.		RS.
Cotton, raw and manufactured	7	17,912	46	..	46	80,592	46	80,592
Woolen goods do.	4	15,720
Dyes and tans	197	2,28,032
Rice and paddy	62,100	73,67,136	37	..	37	4,292	37	4,292
Other food-grains	4,942	7,46,242	383	17	400	61,573	85	14,008
Hides and skins	616	8,35,490
Liquors	15	44,940
Metals	118	1,10,556
Oils	1,061	21,90,965
Oil-seeds.. ..	2,271	6,22,254	14	..	14	3,836	14	3,836
Onions	14	..	14	1,260	14	1,260
Provisions	7,626	16,16,712
Salt	9,170	7,61,110	7	58	65	5,895	65	5,395
Spices
Sugar and jaggery	463	1,04,967	..	2	2	450	2	450
Tobacco	1,845	14,52,190
Building materials	133,573	6,88,087	..	379	379	307	309	169
Miscellaneous goods	13,959	15,11,805	73	6	79	6,310	79	6,310
Timber	7,055	11,78,185
Firewood	18,030	2,70,450	980	400	1,380	11,040	915	7,320
Bamboos	9,780	4,00,980	14	..	14	574	14	574
Coal and coke	227	5,902
Casuarina posts
Jute	26	9,620
Indigo seeds
Skins

APPENDIX I

97

ADMINISTRATIVE ACCOUNTS
FOR THE YEAR 1926-1927.

MADRAS PRESIDENCY.

CAUVERY DELTA SYSTEM—*Canal Project*—cont.

No. 4.—Interest Account for and to end of 1926-1927.

	Amount.		Amount.
	RS.		RS.
Total interest charges to end of 1925-1926	56,32,437	Net revenue realized to end of 1925-1926	4,69,77,502
Total interest charges for the year 1926-1927	2,33,699	Net revenue realized during 1926-1927	8,77,963
Balance net revenue	4,19,89,329		
Total ..	4,78,55,465	Total ..	4,78,55,465

No. 5.—Account of Indirect Charges for and to end of 1926-1927.

Particulars.	Previous.	1926-1927.	Total.
Capital—	RS.	RS.	RS.
Capitalization of abatement of land revenue ..	79,353	..	79,353
Leave and pension allowances	1,47,934	..	1,47,934
Audit and accounts	10,183	4,875	16,058
Total ..	2,37,470	4,875	2,42,345
Revenue—			
Capitalization of abatement of land revenue ..	15,189	..	15,189
Leave and pension allowances	7,94,051	..	7,94,051
Audit and accounts	28,269	7,340	35,609
Total ..	8,37,509	7,340	8,44,849
Grand Total ..	10,74,979	12,215	10,87,194

No. 6.—Statement comparing Charges to date with Sanctioned Estimates.

Particulars.	CHARGES AGAINST CLOSED SANCTIONS.			CURRENT SANCTIONS.			Total charges to date against old and current sanctions.	REMARKS.	
	Expenditure against construction estimate.	Expenditure against open canal sanctions.	Total.	Charges to date.	Amount of sanctioned estimate.	Unspent balance of estimate.		G.O. No. and date.	Amount of estimate.
<i>Direct charges.</i>	RS.	RS.	RS.	RS.	RS.	RS.	RS.		RS.
Works	13,07,547	25,01,333	38,08,880	12,02,191	14,56,850	2,54,659	50,11,071	Government of India No. 458 I., dated 23rd November 1921, and G.O. No. 259 I., dated 22nd July 1921.	2,63,000
Establishment ..	3,07,377	5,27,368	8,34,745	1,91,957	3,64,214	1,72,257	10,26,702		
Tools and plant ..	40,659	58,866	99,525	23,575	29,137	5,562	1,23,100		
Suspense account	144	..	— 144	144		
Total ..	16,55,583	30,87,567	47,43,150	14,17,867	18,50,201	4,32,334	61,61,017	Press No. 293 I., dated 1st September 1924.	50,000
Less—Receipts on Capital account.	1,985	2,434	4,419	4,419	Press No. 433 I., dated 11th December 1924 and Mis. No. 786 I., dated 13th July 1926 (supplemental).	3,88,000
Net Total ..	16,53,598	30,85,133	47,38,731	14,17,867	18,50,201	4,32,334	61,56,598	Mis. No. 458 I., dated 23rd December 1924.	2,32,600
<i>Indirect charges.</i>								Mis. No. 459 I., dated 23rd December 1924.	4,64,000
Capitalized abatement of land revenue ..	66,184	12,913	79,097	256	..	— 256	79,353	Mis. No. 98 I., dated 26th February 1925.	9,850
Leave and pension allowances ..	57,144	73,834	1,30,978	16,955	..	— 16,955	1,47,934	Superintending Engineer's Circle Register No. 1 of July 1926, Tanjore Circle.	4,150
Audit and accounts.	..	3,629	3,629	11,429	..	— 11,429	15,068	Superintending Engineer's Circle Register No. 5 of October 1926, Tanjore Circle.	2,800
Total ..	1,23,328	90,376	2,13,704	28,641	..	— 28,641	2,42,345	Superintending Engineer's Circle Register No. 11 of February 1927.	35,000
Grand Total ..	17,76,926	31,75,509	49,52,435	14,46,508	18,50,201	4,03,693	63,98,943	Superintending Engineer's Circle Register No. 14 of February 1927.	7,450
								Total ..	14,56,850

KATTALAI ANICUT RIGHT BANK CANAL—*Canal Project.*

No. 2.—Capital Account for and to end of 1926-1927.

Heads of account.	DIRECT CHARGES.			Cost of construction as now estimated.	Expenditure against closed estimate.
	Previous.	1926-1927.	Total.		
WORKS—	RS.	RS.		RS.	
2. Main Canals and Branches—					
A. Preliminary expenses.				3,000	..
B. Land				1,78,000	..
D. Regulators				84,750	..
E. Falls and weirs	4,56,357	2,86,511	7,42,868	4,950	..
G. Bridges				56,230	..
K. Buildings				3,600	..
L. Earthwork				5,25,000	..
O. Miscellaneous				20,470	..
Total, Works ..	4,56,357	2,86,511	7,42,868	8,76,000	..
II. ESTABLISHMENT—					
Non-voted—					
Pay of officers	6,854	4,175	11,029
Passage pay	476	..	476
Voted—					
Pay of officers	7,170	3,437	10,607
Pay of establishment (temporary).	16,633	7,380	24,013
Travelling allowance ..	5,467	2,481	7,948
Fixed travelling allowance.	547	22	569
Other compensatory allowance.	30	311	341
Non-contract contingencies—Miscellaneous.	1,137	531	1,668
Total, Establishment ..	38,314	18,337	56,651
Add—Pensionary charges on special establishment.	..	2,567	2,567
.. Amount debited by Transferred Establishment.	..	13,949	13,949
Grand total, Establishment ..	38,314	34,853	73,167	78,000	..
III. TOOLS AND PLANT—					
New supplies—					
Scientific instruments and drawing materials.	2,570	— 196	2,374
Plant and machinery ..	25,553	4,929	30,482
Tools	35,700	— 3,194	32,506
Office furniture	493	— 11	482
Repairs and carriage ..	4,277	3,375	7,652
Total, Tools and Plant ..	68,593	4,903	73,496	6,000	..
Add—Amount debited by Transferred.	..	— 304	— 304
Net total, Tools and Plant ..	68,593	4,599	73,192	6,000	..
IV. SUSPENSE	3,550	— 3,550
Total ..	5,66,814	3,22,413	8,89,227

KATTALAI ANICUT RIGHT BANK CANAL—*Canal Project*—cont.

No. 2.—Capital Account for and to end of 1926-1927—cont.

Heads of account.	DIRECT CHARGES.			Cost of construction as now estimated.	Expenditure against closed estimate.
	Previous.	1926-1927.	Total.		
V. <i>Less</i> —RECEIPTS ON CAPITAL ACCOUNT.	RS. 136	RS. 646	RS. 782	RS.
Net Total ..	5,66,678	3,21,767	8,88,445	9,60,000	..
Chargeable to 55-A. Irrigation works—Productive.	5,66,678	3,21,767	8,88,445

No. 4.—Interest Account for and to end of 1926-1927.

	Amount.		Amount.
	RS.		RS.
Total interest charges to end of 1925-1926.	14,734	Net revenue realized to end of 1925-1926.	..
Total interest charges for the year 1926-1927.	40,161	Net revenue realized during 1926-1927.	..
		Balance, net interest charges.	54,895
Total ..	54,895	Total ..	54,895

No. 5.—Account of Indirect Charges for and to end of 1926-1927.

Particulars.	Previous.	1926-1927.	Total.
CAPITAL—	RS.	RS.	RS.
Capitalization of abatement of land revenue	15,111	15,111
Leave and pension allowances	7,233	..	7,233
Audit and accounts	4,564	2,865	7,429
Total ..	11,797	17,976	29,773
REVENUE--			
Leave and pension allowances
Audit and accounts
Total
Grand Total ..	11,797	17,976	29,773

KATTALAI ANICUT RIGHT BANK CANAL—*Canal Project*—cont.

No. 6.—Statement comparing Charges to date with Sanctioned Estimates.

Particulars.	CHARGES AGAINST CLOSED SANCTIONS.			CURRENT SANCTIONS.			Total charges to date against old and current sanctions.	REMARKS.	
	Expenditure against construction estimate.	Expenditure against open canal sanction.	Total.	Charges to date.	Amount of sanctioned estimate.	Unspent balance of estimate.		G.O. No. and date.	Amount of estimate.
<i>Direct Charges.</i>									
Works	RS. 7,42,868	RS. 8,76,000	RS. 1,33,132	..		
Establishment	73,167	78,000	4,833	..		
Tools and plant	73,192	6,000	— 67,192	..		
Suspense account		
Total	8,89,227	9,60,000	70,773	..		
Less—Receipts on Capital account	782	..	— 782	..		
Net Total	8,88,445	9,60,000	71,555	..		
<i>Indirect Charges.</i>									
Capitalized abatement of land revenue	15,111	15,716	605	..	1836 (Press), dated 1st December 1926.	} 8,76,000
Leave and pension allowances	7,233	16,380	9,147	..		
Audit and account	7,429	9,760	1,331	..		
Total	29,773	40,856	11,083	..		8,76,000
Grand Total	9,18,218	10,00,856	82,638	..		

CAUVERY-METTUR—Reservoir Project—Canal Project.

No. 2.—Capital Account for and to end of 1926-1927.

Heads of account.	DIRECT CHARGES.			Cost of construction as now estimated.	Expenditure against closed estimate.
	Previous.	1926-1927.	Total.		
	RS.	RS.	RS.	RS.	
I. WORKS—					
(1) <i>Head Works—</i>					
A. Preliminary expenses ..	14,354	53,395	67,749	2,50,000	..
B. Land	1,73,572	8,70,990	10,44,562	20,31,200	..
C. Works	2,510	1,40,646	1,43,156	1,96,52,200	..
K. Buildings	27,357	4,71,688	4,99,045	10,03,400	..
O. Miscellaneous	1,02,864	5,22,286	6,25,150	12,05,000	..
P. Maintenance	10	— 3	7	1,92,000	..
Unforeseen works	32,49,200	..
Total ..	3,20,667	20,59,002	23,79,669	2,75,83,000	..
(2) <i>Main Canals and Branches—</i>					
A. Preliminary expenses ..	1,843	4,032	5,875	1,17,300	..
B. Land	16,480	5,29,218	5,45,698	15,29,034	..
D. Regulators	26	23,704	23,730	4,56,664	..
E. Falls and weirs	2,944	2,944	1,76,787	..
F. (1) Other cross drainage works.	2,392	63,249	65,642	24,83,141	..
G. Bridges	34,466	34,466	8,65,056	..
H. Escapes	11,002	11,002	69,196	..
K. Buildings	6,013	68,527	74,540	2,91,640	..
L. Earthwork	54,001	54,001	29,02,281	..
M. Plantations	2	2	52,309	..
O. Miscellaneous	19,326	— 9,855	9,471	1,58,005	..
P. Maintenance	69,600	..
Unforeseen works	18,17,887	..
Total ..	46,080	7,81,261	8,27,341	1,99,87,900	..
(3) <i>Distributaries—</i>					
A. Preliminary expenses ..	1,120	5,811	6,931	1,25,390	..
B. Land	1,00,369	1,00,369	28,07,400	..
C. Works	12,512	12,512	18,47,123	..
L. Earthwork	38,167	38,167	16,49,885	..
M. Plantations	72	72
O. Miscellaneous	22,262	22,262	25,404	..
P. Maintenance	52,550	..
Unforeseen works	1,65,148	..
Total ..	1,120	1,79,193	1,80,313	66,72,900	..
(5) <i>Special Tools and Plant</i> ..	2,97,235	11,26,695	14,23,931	79,83,000	..
(6) <i>Loss on stock</i>	50	50
Total Works ..	6,65,102	41,46,222	48,11,304	5,32,26,800	..

ADMINISTRATIVE ACCOUNTS
FOR THE YEAR 1926-1927.

MADRAS PRESIDENCY.

CAUVERY-METTUR—Reservoir Project—Canal Project—cont.
No. 2.—Capital Account for and to end of 1926-1927—cont.

Heads of account.	DIRECT CHARGES.			Cost of construction as now estimated.	Expenditure against closed estimate.
	Previous.	1926-1927.	Total.		
II.—ESTABLISHMENT—	RS.	RS.	RS.	RS.	
Non-voted—					
Pay of officers	50,072	1,07,046	1,57,118
Cost of passage granted ..	913	2,285	3,228
Other compensatory allowances.	..	588	588
Rates and taxes	4	4
Voted—					
Pay of officers	10,802	39,963	50,765
Pay of establishment Ty.	37,534	1,36,223	1,73,757
Travelling allowance ..	19,690	40,346	60,036
Fixed travelling allowance.	3,042	10,108	13,150
Other compensatory allowances.	..	6,729	6,729
Contract contingencies ..	85	..	85
Non-contract contingencies.	9,141	19,460	28,601
Other contingencies ..	282	..	282
Total ..	1,31,591	3,62,752	4,94,343
English cost of establishment—Par value.	11,102	23,606	34,708
Loss by exchange	3,586	8,013	11,599
Deduct—Recoveries	8	8
Add—Amount debited by transferred establishment.	3,590	..	3,590
Add—Pensionary charges	55,211	55,211
Net Total, Establishment ..	1,49,869	4,49,574	5,99,443	56,24,000	..
III.—TOOLS AND PLANT—					
New supplies—					
Scientific instruments and drawing materials.	7,489	23,621	31,110
Tools	5,233	14,077	19,310
Office furniture	5,214	18,257	23,471
Navigation plant	40	33	73
Camp equipage	3,124	25,863	28,987
Repairs and carriage ..	825	1,207	2,032
Total, Tools and Plant ..	21,925	83,058	1,04,983
Deduct—Charges debited to other heads of account.
Add—Amount debited by transferred establishment.	— 18	..	— 18
Net Total, Tools and Plant ..	21,907	83,058	1,04,965	8,96,000	..
IV.—SUSPENSE	8,533	5,61,671	5,70,204	1,42,000	..
Grand Total ..	8,45,411	52,40,505	60,85,916	5,98,88,800	..
V.—Loss—RECEIPTS ON CAPITAL ACCOUNT.	1,772	9,632	11,454	7,50,000	..
Total outlay in India and England.	8,43,639	52,30,823	60,74,462	5,91,38,800	..
Add—Loss by Exchange	1,36,812	1,36,812
Deduct—Establishment charges incurred in England.	..	31,619	31,619
Deduct—English cost of stores	5,09,886	5,09,886
Net outlay in India ..	8,43,639	48,26,130	56,69,769	5,91,38,800	..
Chargeable to 55-A.—Irrigation Works—Productive.	8,43,639	52,30,823	60,74,462

CAUVERY-METTUR--*Reservoir Project—Canal Project—cont.*

No. 4.—Interest account for and to end of 1926-1927.

	Amount.		Amount.
	RS.		RS.
Total interest charges to end of 1925-1926.	21,935	Net revenue realized to end of 1925-1926.	..
Total interest charges for the year 1926-1927.	1,90,940	Net revenue realized during 1926-1927.	..
Total ..	2,12,875	Balance, net interest charges ..	2,12,875
		Total ..	2,12,875

No. 5.—Account of Indirect Charges for and to end of 1926-1927.

Particulars.	Previous.	1926-1927.	Total.
Capital—	RS.	RS.	RS.
Capitalization of abatement of land revenue.	..	12,075	12,075
Leave and pension allowances	17,972	..	17,972
Audit and accounts	6,651	41,462	48,113
Total ..	24,623	53,537	78,160
Revenue—			
Capitalization of abatement of land revenue.
Leave and pension allowances
Audit and accounts
Total
Grand Total ..	24,623	53,537	78,160

CAUVERY-METTUR—Reservoir Project—Canal Project—cont.
No. 6.—Statement comparing Charges to date with Sanctioned Estimates.

Particulars.	CHARGES AGAINST CLOSED SANCTIONS.			CURRENT SANCTIONS.			Total charges to date against old and current sanctions.	REMARKS.	
	Expenditure against construction estimate.	Expenditure against open canal sanction.	Total.	Charges to date.	Amount of sanctioned estimate.	Unspent balance of estimate.		G.O. No. and date.	Amount of estimate.
<i>Direct Charges.</i>									
Works	RS. 48,11,304	RS. 5,32,26,800	RS. 4,84,15,496	..	94 I., 31st March 1924. 212 I., 18th May 1925.	} 5,32,26,800
Establishment	5,99,443	56,24,000	50,24,557	..		
Tools and plant	1,04,965	8,96,000	7,91,035	..		
Suspense account	5,70,204	1,42,000	4,28,204	..		
Total	60,85,916	5,98,88,800	5,38,02,884	..		
<i>Less—Receipts on Capital Account</i>	11,454	7,50,000	7,38,546	..	<i>Indirect Charges.</i>	Do. 20,61,200
Total outlay in India and England	60,74,462	5,91,38,800	5,30,64,338	..		
<i>Add—Loss by Exchange</i>	1,36,812	..	1,36,812	..		
<i>Deduct—English cost of stores and establishment.</i>	5,41,505	..	5,41,505	..		
Net outlay in India	56,69,769	5,91,38,800	5,34,69,031	..		
<i>Indirect Charges.</i>									
Capitalization of abatement of land revenue.	12,075	8,13,000	8,00,925
Leave and pension allowances	17,972	7,98,500	7,80,528	..		
Audit and accounts	48,113	4,49,700	4,01,587	..		
Total	78,160	20,61,200	19,83,040	..		
Grand total outlay in India and England	61,52,622	6,12,00,000	5,50,47,378	..		
Net outlay in India	57,47,929	6,12,00,000	5,54,52,071

NANDYAR CHANNEL SYSTEM—*Canal Project.*

No. 2.—Capital Account for and to end of 1926-1927.

Heads of account.	DIRECT CHARGES.			Cost of construction as now estimated (construction estimate closed).	Expenditure against closed estimate.
	Previous.	1926-1927.	Total.		
I. WORKS—	RS.		RS.	RS.	RS.
(2) <i>Main Canals and Branches—</i>					
B. Land
D. Regulators	3,003	..	3,003	3,003	3,003
E. Falls and weirs	6,056	..	6,056	6,056	6,056
F. (1) Other cross drainage works.	20,155	..	20,155	20,155	20,155
G. Bridges	2,894	..	2,894	2,894	2,894
K. Buildings	15,879	..	15,879	15,879	15,879
L. Earthwork	2,067	..	2,067	2,067	2,067
N. Tanks and reservoirs.	514	..	514	514	514
O. Miscellaneous	908	..	908	908	908
Total ..	51,476	..	51,476	51,476	51,476
Total, Works ..	51,476	..	51,476	51,476	51,476
II. ESTABLISHMENT	11,755	..	11,755	11,755	11,755
III. TOOLS AND PLANT
(a) Grand Total ..	63,231	..	63,231	63,231	63,231

(a) Chargeable to "43. Minor Works and Navigation—Provincial".

D-II.—Description and quantities of goods, etc., carried on the principal canals in the Madras Presidency during the year 1924-25—*cont.*

Description.	Kistna canals— <i>cont.</i>		Kurnool-Cuddapah canal.					
	Private.		Total, Government and Private.				Private.	
	Quantity.	Value.	Quantity, tons.			Value.	Quantity.	Value.
	Tons.		Up.	Down.	Total.		Tons.	
(12)	(13)	(14)	(15)	(16)	(17)	(18)	(19)	
<i>Boat Traffic—cont.</i>								
		RS.				RS.		RS.
Treasure
Cloth
Kero-sene-oil	4	4	800	4	800
Turmeric
Cotton seeds	28	28	2,800	28	2,800
Other grains
Iron bars
Groundnuts	254	39	293	80,282	279	76,446
Total, Boat Traffic ..	273,085	2,01,79,255	1,822	933	2,755	2,59,511	1,891	2,04,252
<i>Raft Traffic.</i>								
Timber in logs	3,501	4,65,633
Squared timber	647	1,42,340
Sleepers, broad gauge
Do. metre gauge	10	1,940
Scantlings
Poles
Firewood
Bamboos and reeds	1,166	46,640
Total, Raft Traffic ..	5,324	6,56,553
Grand Total ..	278,409	2,08,35,808	1,822	933	2,755	2,59,511	1,891	2,04,252

NANDYAR CHANNEL SYSTEM—Canal Project—cont.
No. 3.—Revenue Accounts for and to end of 1926-1927.

ADMINISTRATIVE ACCOUNTS
FOR THE YEAR 1926-1927.

283

MADRAS PRESIDENCY.

Receipts.	TOTAL.			Charges.	TOTAL.		
	Previous.	1926-1927.	Total.		Previous.	1926-1927.	Total.
	RS.	RS.	RS.		RS.	RS.	RS.
I. DIRECT RECEIPTS—				I. EXTENSIONS AND IMPROVEMENTS—			
5. Receipts from plantation	3,848	286	4,134	(1) Head works	2,217	..	2,217
6. Receipts from other canal produce ..	2,367	40	2,407	(2) Main canals and branches	3,567	66	3,633
9. Rent of buildings ..	27	18	45	(3) Distributaries	558	..	558
11. Miscellaneous ..	2,787	79	2,866	(4) Drainage and protective works
				(5) Special tools and plant
				Total ..	6,342	66	6,408
Total, Revenue realized in the Public Works Department	9,029	423	9,452	II. MAINTENANCE AND REPAIRS—			
Irrigation revenue realized in the Civil Department.	1,10,867	9,793	1,20,660	(1) Head works	10,726	381	11,107
				(2) Main canals and branches	74,688	15,522	90,210
				(3) Distributaries	7,061	..	7,061
				(4) Drainage and protective works
				(5) Special tools and plant
				Add—Unclassifiable outlay
Total, Direct Receipts ..	1,19,896	10,216	1,30,112	Total ..	92,475	15,903	1,08,378
				Total, Extensions and Improvements and Maintenance and Repairs ..	98,817	15,969	1,14,786
II. INDIRECT RECEIPTS—				IV. ESTABLISHMENT	26,310	5,164	31,474
Share of land revenue collected in the Civil Department	1,398	54	1,452	V. TOOLS AND PLANT	692	113	805
				VI. REFUNDS OF REVENUE
				Total, Direct Charges ..	1,25,819	21,020	1,46,839

NANDYAR CHANNEL SYSTEM—*Canal Project*—cont.

No. 3.—Revenue Accounts for and to end of 1926-1927—*cont.*

Receipts.	TOTAL.			Charges.	TOTAL.		
	Previous.	1926-1927.	Total.		Previous.	1926-1927.	Total.
	RS.	RS.	RS.		RS.	RS.	RS.
Total, Public Works and Civil Departments, Revenue	1,21,294	10,270	1,31,564	Share of collection charges in the Civil Department	5,610	492	6,102
				Indirect charges	4,192	160	4,352
				Total, Direct and Indirect Charges ..	1,35,621	21,672	1,57,293
				* <i>Deduct</i> —Old maintenance charges saved to Government	46,195	4,253	50,448
				Net Total ..	89,426	17,419	1,06,845
				Balance, net revenue ..	31,868	— 7,149	24,719
Total Receipts ..	1,21,294	10,270	1,31,564	Grand Total ..	1,21,294	10,270	1,31,564

* *Deduct*—

Extensions and Improvements	Rs.	2,836
Maintenance and Repairs	371	
Establishment	1,037	
Tools and plant	— 23	
	<hr/>	
Total, Direct	4,221	
Indirect	32	
	<hr/>	
Total, Direct and Indirect	4,253	

ADMINISTRATIVE ACCOUNTS
FOR THE YEAR 1926-1927.

MADRAS PRESIDENCY.

NANDYAR CHANNEL SYSTEM—*Canal Project*—cont.

No. 4.—Interest Account for and to end of 1926-1927.

	Amount.		Amount.
	RS.		RS.
Total interest charges to end of 1925-1926	64,092	Net revenue realized to end of 1925-1926	31,868
Total interest charges for the year 1926-1927	2,138	Net revenue realized during 1926-1927	— 7,149
Balance, net revenue	Balance, net interest charges	41,511
Total ..	66,230	Total ..	66,230

No. 5.—Account of Indirect Charges for and to end of 1926-1927.

Particulars.	Previous.	1926-1927.	Total.
CAPITAL—	RS.	RS.	RS.
Capitalization of abatement of land revenue.	838	..	836
Leave and pension allowances	1,646	..	1,646
Audit and accounts
Total ..	2,484	..	2,484
REVENUE—			
Capitalization of abatement of land revenue.	142	..	142
Leave and pension allowances	3,683	..	3,683
Audit and accounts	367	160	527
Total ..	4,192	160	4,352
Grand Total ..	6,676	160	6,836

NANDYAR CHANNEL SYSTEM—*Canal Project*—cont.

No. 6.—Statement comparing charges to date with sanctioned estimates.

Particulars.	CHARGES AGAINST CLOSED SANCTIONS.			CURRENT SANCTIONS.			Total charges to date against old and current sanctions.	REMARKS.	
	Expenditure against construction estimate.	Expenditure against open canal sanction.	Total.	Charges to date.	Amount of sanctioned estimate.	Unspent balance of estimate.		G.O. No. and date.	Amount of estimate.
<i>Direct Charges.</i>	RS.	RS.	RS.				RS.		
Works	43,488	7,988	51,476	51,476		
Establishment	10,002	1,753	11,755	11,755		
Tools and plant		
Suspense account		
Total ..	53,490	9,741	63,231	63,231		
<i>Less—Receipts on Capital Account.</i>		
Net Total ..	53,490	9,741	63,231	63,231		
<i>Indirect Charges.</i>									
Capitalized abatement of land revenue.	818	20	838	838		
Leave and pension allowances ..	1,400	246	1,646	1,646		
Total ..	2,218	266	2,484	2,484		
Grand Total ..	55,708	10,007	65,715	65,715		

PERIYAR SYSTEM—*Tank Project.*

No. 2.—Capital Account for and to end of 1926-1927.

Heads of account.	DIRECT CHARGES.			Amount of construction as now estimated (construction estimate closed on 31st March 1927).	Expenditure against closed estimate.
	Previous.	1926-1927.	Total.		
I. WORKS—	RS.	RS.	RS.	RS.	RS.
(1) <i>Head Works—</i>					
A. Preliminary expenses	87,181	..	87,181	87,181	87,181
B. Land	69,057	..	69,057	69,057	69,057
C. Works	43,42,231	..	43,42,231	43,42,232	43,42,232
K. Buildings	3,19,304	..	3,19,304	3,19,304	3,19,304
L. Earthwork	1,82,663	..	1,82,663	1,82,663	1,82,663
O. Miscellaneous	1,83,487	..	1,83,487	1,83,487	1,83,487
P. Maintenance	74,692	..	74,692	74,692	74,692
Total ..	52,58,615	..	52,58,615	52,58,616	52,58,616
(2) <i>Main Canals and Branches—</i>					
A. Preliminary expenses.	24,650	..	24,650	24,650	24,650
B. Land	78,581	..	78,581	78,581	78,581
C. Masonry works	1,75,769	..	1,75,769	1,75,769	1,75,769
D. Regulators	86,703	33,794	1,20,497	1,22,990	86,703
E. Falls and weirs	20,759	..	20,759	20,759	20,759
F. (1) Other cross drainage works.	3,91,289	..	3,91,289	3,91,289	3,91,289
G. Bridges	72,797	..	72,797	72,797	72,797
H. Escapes	2,416	..	2,416	2,416	2,416
K. Buildings	33,814	..	33,814	33,814	33,814
L. Earthwork	5,71,271	..	5,71,271	5,71,271	5,71,271
O. Miscellaneous	21,211	..	21,211	21,211	21,211
P. Maintenance	85,862	..	85,862	85,862	85,862
Total ..	15,65,122	33,794	15,98,916	16,01,409	15,65,122
(3) <i>Distributaries—</i>					
A. Preliminary expenses	10,734	..	10,734	10,734	10,734
B. Land	1,00,255	— 1,421	98,834	98,834	98,834
C. Works	3,68,295	19	3,68,314	3,68,559	3,68,459
D. Regulators	22,401	..	22,401	22,401	22,401
E. Falls and weirs	86,010	..	86,010	86,010	86,010
F. (1) Other cross drainage works	31,701	..	31,701	31,701	31,701
G. Bridges	20,208	..	20,208	20,208	20,208
K. Buildings	7,105	..	7,105	7,105	7,105
L. Earthwork	4,04,653	2,194	4,06,847	4,06,847	4,06,847
O. Miscellaneous	29,221	— 2,042	27,179	27,179	27,179
P. Maintenance	23,015	— 152	22,863	22,863	22,863
Total ..	11,03,598	— 1,402	11,02,196	11,02,441	11,00,341
(4) <i>Drainage and Protective works—</i>					
B. Land	16,179	..	16,179	16,179	16,179
C. Works	1,033	..	1,033	1,033	1,033
L. Earthwork	13,272	..	13,272	13,272	13,272
O. Miscellaneous	3,882	..	3,882	3,882	3,882
Total ..	34,366	..	34,366	34,366	34,366

PERIYAR SYSTEM—*Tank Project*—cont.No. 2.—Capital Account for and to end of 1926–1927—*cont.*

Heads of account.	DIRECT CHARGES.			Amount of construction as now estimated (construction-estimate closed on 31st March 1927).	Expenditure against closed estimate.
	Previous.	1926-1927.	Total.		
I. WORKS— <i>cont.</i>	RS.	RS.	RS.	RS.	RS.
(5) <i>Special tools and plant</i>
Provision for unforeseen works.
Total, Works ..	79,61,701	32,392	79,94,093	79,96,832	79,58,445
II. ESTABLISHMENT ..	16,67,685	10,474	16,78,159	16,76,908	16,67,311
III. TOOLS AND PLANT ..	7,67,034	—228	7,66,806	7,67,799	7,67,031
Grand Total ..	1,03,96,420	42,638	1,04,39,058	1,04,41,539	1,03,92,787
V. <i>Less</i> —RECEIPTS ON CAPITAL ACCOUNT.	17,936	..	17,936	17,936	17,936
(a) Net Total ..	1,03,78,484	42,638	1,04,21,122	1,04,23,603	1,03,74,851
Chargeable to 49. Irrigation works.	1,03,11,093	..	1,03,11,093
Do. to 55-A. Irrigation works—1. Productive.	67,391	42,638	1,10,029
Total ..	1,03,78,484	42,638	1,04,21,122

PERRIAR SYSTEM—Tank Project—cont.

No. 3.—Revenue Account for and to end of 1926-1927.

Receipts.	TOTAL.			Charges.	TOTAL.		
	Previous.	1926-1927.	Total.		Previous.	1926-1927.	Total.
	RS.	RS.	RS.		RS.	RS.	RS.
I. DIRECT RECEIPTS—				I. EXTENSIONS AND IMPROVEMENTS—			
3. Sales of water	50	50	100	(1) Head works	2,52,894	2,07,224	4,60,118
4. Water-supply of towns	645	..	645	(2) Main canals and branches	36,599	5,145	41,744
5. Receipts from plantations	38,289	3,534	41,823	(3) Distributaries	2,42,677	6,260	2,48,937
6. Receipts from other canal produce.	1,53,001	9,124	1,62,125	(4) Drainage and protective works	16,984	..	16,984
8. Receipts from navigation	11,220	663	11,883	(5) Special tools and plant	83	..	83
9. Rents of buildings	13,521	1,659	15,180	Total	5,49,237	2,18,629	7,67,866
10. Fines	131	47	178	II. MAINTENANCE AND REPAIRS—			
11. Miscellaneous	47,933	3,462	51,395	(1) Head works	3,32,359	50,210	3,82,569
Deduct Refunds	270	152	422	(2) Main canals and branches	5,39,090	44,922	5,84,012
Total, Revenue realized in the Public Works Department	2,64,520	18,387	2,82,907	(3) Distributaries	7,02,114	32,733	7,34,847
Irrigation revenue realized in Civil Department	1,57,26,566	8,06,574	1,65,33,140	(4) Drainage and protective works	10,533	912	11,445
Total, Direct Receipts	1,59,91,086	8,24,961	1,68,16,047	(5) Special tools and plant	15,102	..	15,102
				Total	15,99,198	1,28,777	17,27,975
				III. COMPENSATION	12,61,978	42,965	13,04,943
				Total, Extensions and Improvements and Maintenance and Repairs	34,10,413	3,90,371	38,00,784
				IV. ESTABLISHMENT	12,89,940	1,26,231	14,16,171
				V. TOOLS AND PLANT	84,485	— 2,753	81,732
				VI. REFUNDS OF REVENUE	2,619	..	2,619
				Total, Direct Charges	47,87,457	5,13,849	53,01,306

PERIYAR SYSTEM—*Tank Project*—cont.

No. 3.—Revenue Account for and to end of 1926-1927—cont.

Receipts.	TOTAL.			Charges.	TOTAL.		
	Previous.	1926-1927.	Total.		Previous.	1926-1927.	Total.
II. INDIRECT RECEIPTS—	RS.	RS.	RS.		RS.	RS.	RS.
Share of land revenue collected in the Civil Department	12,13,992	79,412	12,93,404	Share of collection charges in the Civil Department	8,02,653	40,920	8,43,573
				Indirect charges	2,14,698	3,980	2,18,678
Total, Public Works and Civil Departments, Revenue	1,72,05,078	9,04,373	1,81,09,451	Total, Direct and Indirect Charges ..	58,04,808	5,58,749	63,63,557
				<i>Deduct</i> —* Old maintenance charges saved to Government ..	9,01,779	34,345	9,36,124
				Net Total ..	49,03,029	5,24,404	54,27,433
				Balance, net revenue	1,23,02,049	3,79,969	1,26,82,018
Total, Receipts ..	1,72,05,078	9,04,373	1,81,09,451	Grand Total ..	1,72,05,078	9,04,373	1,81,09,451

* Direct—

	RS.
Extensions and improvements	4,474
Maintenance and repairs	21,422
Establishment	8,373
Tools and plant	— 183
Total, Direct ..	34,086
Indirect	259
Total, Direct and Indirect ..	34,345

PERIYAR SYSTEM—*Tank Project*—cont.

No. 4.—Interest Account for and to end of 1926-1927.

	Amount.		Amount.
	RS.		RS.
Total interest charges to end of 1925-1926	1,16,04,227	Net revenue realized to end of 1925-1926	1,23,02,049
Total interest charges for the year 1926-1927	3,48,134	Net revenue realized during 1926-1927	3,79,969
Balance, net revenue	7,29,857		
Total ..	1,26,82,018	Total ..	1,26,82,018

No. 5.—Account of Indirect Charges for and to end of 1926-1927.

Particulars.	Previous.	1926-1927.	Total.
CAPITAL—	RS.	RS.	RS.
Capitalization of abatement of land revenue	1,36,458	..	1,36,458
Leave and pension allowances	2,33,396	..	2,33,396
Audit and accounts	497	324	821
Total ..	3,70,351	324	3,70,675
REVENUE—			
Capitalization of abatement of land revenue.	25,827	76	25,903
Leave and pension allowances	1,79,762	..	1,79,762
Audit and accounts	9,109	3,904	13,013
Total ..	2,14,698	3,980	2,18,678
Grand Total ..	5,85,049	4,304	5,89,353

PERIYAR SYSTEM—Tank Project—cont.

No. 6.—Statement comparing Charges to date with Sanctioned Estimates.

Particulars.	CHARGES AGAINST CLOSED SANCTIONS.			CURRENT SANCTIONS.			Total charges to date against old and current sanctions.	REMARKS.	
	Expenditure against construction estimate.	Expenditure against open canals sanction.	Total.	Charges to date.	Amount of sanctioned estimate.	Unspent balance of estimate.		G.O. No. and date.	Amount of estimate.
<i>Direct Charges.</i>	RS.	RS.	RS.	RS.	RS.	RS.	RS.		RS.
Works	60,69,752	18,88,692	79,58,444	35,649	38,387	2,738	79,94,093	409 I., 24th Oct. 1921 ..	2,100
Establishment	13,46,177	5,21,134	16,67,311	10,848	9,597	— 1,251	16,78,159	1634 I., 30th Oct. 1926 ..	36,287
Tools and plant	7,28,291	38,740	7,67,031	— 225	768	993	7,66,806		
Suspense account	Total ..	38,387
Total ..	81,44,220	22,48,566	1,03,92,786	46,272	48,752	2,480	1,04,39,058		
<i>Less—Receipts on Capital Account.</i>	14,203	3,733	17,936	17,936		
Net Total ..	81,30,017	22,44,833	1,03,74,850	46,272	48,752	2,480	1,04,21,122		
<i>Indirect Charges.</i>									
Capitalized abatement of land revenue.	34,661	1,01,797	1,36,458	1,36,458		
Leave and pension allowances ..	1,88,466	44,878	2,33,344	52	..	— 52	2,33,396		
Audit and accounts	465	465	356	..	— 356	821		
Total ..	2,23,127	1,47,140	3,70,267	408	..	— 408	3,70,675		
Grand Total ..	83,53,144	23,91,973	1,07,45,117	46,680	48,752	2,072	1,07,91,797		

D-11.—Description and quantities of goods, etc., carried on the principal canals in the Madras Presidency during the year 1924-25—*cont.*

Description	Buckingham canal.						West Coast canals.					
	Total, Government and Private.				Private.		Total, Government and Private.				Private.	
	Quantity, tons.			Value.	Quantity.	Value.	Quantity, tons.			Value.	Quantity.	Value.
	Up.	Down.	Total.				Up.	Down.	Total.			
(20)	(21)	(22)	(23)	(24)	(25)	(26)	(27)	(28)	(29)	(30)	(31)	
<i>Boat Traffic.</i>				RS.						RS.		
Cotton, raw and manufactured	28	19	47	1,60,034
Woollen goods do.	33	33	15,444
Dyes and tans	1,689	4,664	6,353	10,14,532
Rice and paddy ..	7,628	1,780	9,408	12,66,192	333	417	750	1,13,250
Other food-grains ..	82	62	144	21,744	54	51	105	1,42,485
Hides and skins	45	8	53	1,53,788
Liquors ..	63	..	63	1,88,748	29	54	83	38,833
Metals	16	16	7,373	734	701	1,435	29,63,275
Oils ..	35	58	93	1,92,045	225	116	341	93,434
Oil-seeds ..	122	84	206	56,444
Onions	879	647	1,526	3,23,512
Provisions ..	576	1,556	2,132	4,51,984	385	315	700	58,100
Salt ..	1,055	1,126	2,181	1,81,023	55	40	95	1,34,045
Spices	72	70	142	41,167
Sugar and jaggery ..	70	..	70	15,750	128	758	884	70,00,384
Tobacco ..	7	119	126	61,236	3,797	520	4,317	62,538
Building materials ..	30,986	863	31,849	5,43,550	3,556	3,004	6,560	11,87,907
Miscellaneous goods ..	638	2,491	3,129	2,44,409	3,579	466	3,985	6,65,495
Timber ..	36	303	339	56,613	1,736	196	1,932	28,980
Firewood ..	51,239	27	51,266	8,40,838	1,536	67	1,603	65,723
Bamboos	1,401	1,401	57,441	2	..	2	52
Coal and coke ..	4	..	4	104
Casuarina posts	8	10	18	6,660
Jute	1	1	370
Indigo seeds

SRIVAIKUNTAM ANICUT SYSTEM—*Canal Project.*

No. 2.—Capital Account for and to end of 1926-1927.

Heads of account.	DIRECT CHARGES.			Cost of construction as now estimated (construction estimate closed on 31st March 1889).	Expenditure against closed estimate.
	Previous.	1926-1927.	Total.		
I. WORKS—	RS.		RS.	RS.	RS.
(1) <i>Head Works—</i>					
B. Land	960	..	960	960	960
C. Works	2,08,497	..	2,08,497	2,08,497	2,08,497
K. Buildings	11,705	..	11,705	11,705	11,705
O. Miscellaneous	24,999	..	24,999	24,999	24,999
Total ..	2,46,161	..	2,46,161	2,46,161	2,46,161
(2) <i>Main Canals and Branches—</i>					
B. Land	48,103	..	48,103	48,103	48,103
D. Regulators	54,491	..	54,491	54,491	54,491
E. Falls and weirs	1,140	..	1,140	1,140	1,140
F. (1) Other cross drainage works.	35,838	..	35,838	35,838	35,838
G. Bridges	29,201	..	29,201	29,201	29,201
H. Escapes	6,938	..	6,938	6,938	6,938
K. Buildings	2,025	..	2,025	2,025	2,025
L. Earthwork	2,37,611	..	2,37,611	2,37,611	2,37,611
N. Tanks and reservoirs	3,62,964	..	3,62,964	3,62,964	3,62,964
O. Miscellaneous	1,312	..	1,312	1,312	1,312
Total ..	7,79,623	..	7,79,623	7,79,623	7,79,623
(3) <i>Distributaries—</i>					
B. Land	13,870	..	13,870	13,870	13,870
C. Works	67,773	..	67,773	67,773	67,773
L. Earthwork	1,23,421	..	1,23,421	1,23,421	1,23,421
N. Tanks and reservoirs	49,053	..	49,053	49,053	49,053
O. Miscellaneous	40	..	40	40	40
Total ..	2,54,157	..	2,54,157	2,54,157	2,54,157
(4) <i>Drainage and Protective Works—</i>					
B. Land	2,439	..	2,439	2,439	2,439
C. Works	2,998	..	2,998	2,998	2,998
L. Earthwork	38,305	..	38,305	38,305	38,305
Total ..	43,742	..	43,742	43,742	43,742

SHIVAIKUNTAM ANICUT SYSTEM—*Canal Project*—cont.

No. 2.—Capital Account for and to end of 1926–1927—cont.

Heads of account.	DIRECT CHARGES.			Cost of construction as now estimated (construction estimate closed on 31st March 1889).	Expenditure against closed estimate.
	Previous.	1926–1927.	Total.		
I. WORKS—cont.	RS.		RS.	RS.	RS.
(b) <i>Special tools and plant</i>
Provision for unforeseen works
Total, Works ..	13,23,683	..	13,23,683	13,23,683	13,23,683
II. ESTABLISHMENT	3,33,353	..	3,33,353	3,33,353	3,33,353
III. TOOLS AND PLANT	10,792	..	10,792	10,792	10,792
Grand Total ..	16,67,828	..	16,67,828	16,67,828	16,67,828
V. <i>Less</i> —RECEIPTS ON CAPITAL ACCOUNT.	369	..	369	369	369
(a) Net Total ..	16,67,459	..	16,67,459	16,67,459	16,67,459
(a) Chargeable to 49. Irrigation works	16,55,399	..	16,55,399		
Do. 55-A. Irrigation works—1. Productive.	12,060	..	12,060		
Total ..	16,67,459	..	16,67,459		

SRIVAİKUNTAM ANICUT SYSTEM—Canal Project—cont.
No. 3.—Revenue Account for and to end of 1926-1927.

ADMINISTRATIVE ACCOUNTS
FOR THE YEAR 1926-1927.

295

MADRAS PRESIDENCY.

Receipts.	TOTAL.			Charges.	TOTAL.		
	Previous.	1926-1927.	Total.		Previous.	1926-1927.	Total.
	RS.	RS.	RS.		RS.	RS.	RS.
I. DIRECT RECEIPTS—				I. EXTENSIONS AND IMPROVEMENTS—			
Water-supply of towns ..	32,831	..	32,831	(1) Head works	6,726	25	6,751
Receipts from plantations ..	27,429	1,060	28,489	(2) Main canals and branches	67,963	116	68,079
Receipts from other canal produce.	60,767	3,458	64,225	(3) Distributaries	31,433	..	31,433
Water power	171	..	171	(4) Drainage and protective works	1,17,733	39,677	1,57,410
Rents of buildings	14,120	351	14,471	(5) Special tools and plant
Fines	50	..	50	Total ..	2,23,855	39,818	2,63,673
Miscellaneous	9,635	1,080	10,715	II. MAINTENANCE AND REPAIRS—			
Deduct—Refunds	50	47	97	(1) Head works	1,26,884	11,752	1,38,636
				(2) Main canals and branches	8,26,214	65,369	8,91,583
Total, Revenue realized in Public Works Department.	1,44,953	5,902	1,50,855	(3) Distributaries	2,40,508	10,058	2,50,566
Irrigation Revenue realized in Civil Department.	58,73,974	1,60,311	60,34,285	(4) Drainage and protective works	2,83,309	91,308	3,74,617
				(5) Special tools and plant	12	..	12
				<i>Add—Unclassifiable outlay</i>
Total, Direct Receipts ..	60,18,927	1,66,213	61,85,140	Total ..	14,76,927	1,78,457	16,55,414
				Total, Extensions and Improvements and Maintenance and Repairs.	17,00,782	2,18,305	19,19,087
				IV. ESTABLISHMENT	7,05,947	70,592	7,76,539
				V. TOOLS AND PLANT	9,932	— 1,539	8,393
				VI. REFUNDS OF REVENUE	660	..	660
				Total, Direct Charges ..	24,17,321	2,87,358	27,04,679
				Share of collection charges in the Civil Department.	3,14,673	8,090	3,22,763

SRIVAIKUNTAM ANICUT SYSTEM—Canal Project—cont.
No. 3.—Revenue Account for and to end of 1926-1927—cont.

Receipts.	TOTAL.			Charges.	TOTAL.		
	Previous.	1926-1927.	Total.		Previous.	1926-1927.	Total.
II. INDIRECT RECEIPTS—	RS.	RS.	RS.	Indirect charges	RS.	RS.	RS.
Share of land revenue collected in the Civil Department.	88,219	1,490	89,709	Total, Direct and Indirect Charges ..	1,12,272	2,442	1,14,714
Total, Public Works and Civil Departments, Revenue.	61,07,146	1,67,703	62,74,849	Deduct—* Old maintenance charges saved to Government.	28,44,266	2,97,890	31,42,156
Total, Receipts ..	61,07,146	1,67,703	62,74,849	Net Total ..	4,10,688	7,375	4,18,063
				Balance, net revenue ..	24,33,578	2,90,515	27,24,093
				Grand Total ..	36,73,568	-1,22,812	35,50,756
					61,07,146	1,67,703	62,74,849

		RS.
* Direct—		
Extensions and improvements		352
Maintenance and repairs		5,208
Establishment		1,798
Tools and plant		— 39
	Total, Direct ..	7,319
Indirect		56
	Total, Direct and Indirect ..	7,375

ADMINISTRATIVE ACCOUNTS
FOR THE YEAR 1926-1927.

MADRAS PRESIDENCY.

SRIVAİKUNTAM ANICUT SYSTEM—*Canal Project*—cont.

No. 4.—Interest Account for and to end of 1926-1927.

	Amount.			Amount.	
	RS.			RS.	
Total interest charges to end of 1925-1926	28,97,975		Net revenue realized to end of 1925-1926	36,73,568	
Total interest charges for the year 1926-1927	56,865		Net revenue realized during 1926-1927	— 1,22,812	
Balance, net revenue	5,95,916				
Total ..	35,50,756		Total ..	35,50,756	

No. 5.—Account of Indirect Charges for and to end of 1926-1927.

Particulars.	Previous.		1926-1927.	Total.
	RS.	RS.	RS.	RS.
Capital—				
Capitalization of abatement of land revenue	41,229	41,229
Leave and pension allowances	66,298	66,298
Audit and accounts	77	77
Total ..	1,07,604	1,07,604
Revenue—				
Capitalization of abatement of land revenue	410	259	..	669
Leave and pension allowances	1,05,014	1,05,014
Audit and accounts	6,848	2,183	..	9,031
Total ..	1,12,272	2,442	..	1,14,714
Grand Total ..	2,19,876	2,442	..	2,22,318

SRIVAİKUNTAM ANICUT SYSTEM—*Canal Project*—cont.

No. 6.—Statement comparing Charges to date with Sanctioned Estimates.

Particulars.	CHARGES AGAINST CLOSED SANCTIONS.			CURRENT SANCTIONS.			Total charges to date against old and current sanctions.	REMARKS.	
	Expenditure against construction estimate.	Expenditure against open canal sanction.	Total.	Charges to date.	Amount of sanctioned estimate.	Unspent balance of estimate.		G.O. No. and date.	Amount of estimate.
<i>Direct Charges.</i>	RS.	RS.	RS.				RS.		
Works	10,50,670	2,73,004	13,23,683	13,23,683		
Establishment	2,90,193	43,160	3,33,353	3,33,353		
Tools and plant	10,524	268	10,792	10,792		
Suspense account		
Total	13,51,396	3,16,432	16,67,828	16,67,828		
Less—Receipts on Capital account	369	..	369	369		
Net Total	13,51,027	3,16,432	16,67,459	16,67,459		
<i>Indirect Charges.</i>									
Capitalized abatement of land revenue.	40,408	821	41,229	41,229		
Leave and pension allowances	60,259	6,039	66,298	66,298		
Audit and accounts	77	77	77		
Total	1,00,667	6,937	1,07,604	1,07,604		
Grand Total	14,51,694	3,23,369	17,75,063	17,75,063		

MARUDUR ANICUT SYSTEM—*Canal Project.*

No. 2.—Capital Account for and to end of 1926-1927.

Heads of account.	DIRECT CHARGES.			Cost of construction as now estimated (construction estimate closed in 1893).	Expenditure against closed estimate.
	Previous.	1926-1927.	Total.		
	RS.	RS.	RS.	RS.	RS.
I. WORKS—					
(1) <i>Head Works—</i>					
C. Works	10,441	..	10,441	10,441	10,441
Total ..	10,441	..	10,441	10,441	10,441
(2) <i>Main Canals and Branches—</i>					
L. Earthwork ..	1,398	..	1,398	1,398	1,398
N. Tanks and reservoirs.	25,740	2,753	28,493	30,718	23,658
Total ..	27,138	2,753	29,891	32,116	25,056
(3) <i>Distributaries—</i>					
B. Land	308	..	308	308	308
C. Works	3,192	..	3,192	2,192	3,192
L. Earthwork ..	2,503	..	2,503	2,503	2,503
Total ..	6,003	..	6,003	6,003	6,003
Total, Works ..	43,582	2,753	46,335	48,560	41,500
II. ESTABLISHMENT	9,545	890	10,435	10,806	9,041
III. TOOLS AND PLANT	— 2	— 20	— 22	141	..
Grand Total ..	53,125	3,623	56,748	59,507	50,541
Deduct — Receipts on Capital Account.
(a) Net Total ..	53,125	3,623	56,748	59,507	50,541
(a) Chargeable to 43. Minor Works and Navigation - Provincial.	50,541	..	50,541		
Chargeable to 55-A. Irrigation Works—I. Productive.	2,684	3,623	6,207		
Total ..	53,125	3,623	56,748		

MARUDUR ANICUT SYSTEM—Canal Project—cont.
No. 3.—Revenue Account for and to end of 1926-1927.

Receipts.	TOTAL.			Charges.	TOTAL.		
	Previous.	1926-1927.	Total.		Previous.	1926-1927.	Total.
I. DIRECT RECEIPTS—	RS.	RS.	RS.	I. EXTENSIONS AND IMPROVEMENTS—	RS.	RS.	RS.
5. Receipts from plantations ..	7,986	487	8,473	(1) Head works	733	180	913
6. Receipts from other canal produce.	18,247	1,157	19,404	(2) Main canals and branches	14,110	..	14,110
9. Rents of buildings	10	..	10	(3) Distributaries	10,636	..	10,636
11. Miscellaneous	2,901	306	3,207	(4) Drainage and protective works	4,094	..	4,094
<i>Deduct—Refunds</i>	45	0	48	(5) Special tools and plant
				<i>Add—Unclassifiable outlay</i>	11,000	..	11,000
				Total ..	40,573	180	40,753
Total revenue realized in Public Works Department.	29,099	1,947	31,046	II. MAINTENANCE AND REPAIRS—			
Irrigation revenue realized in Civil Department.	42,84,372	95,282	43,79,654	(1) Head works	45,402	1,775	47,177
				(2) Main canals and branches	2,55,525	18,084	2,73,609
				(3) Distributaries	1,00,260	..	1,00,260
				(4) Drainage and protective works	22,769	10,949	33,718
				(5) Special tools and plant
				<i>Add—Unclassifiable outlay</i>	1,98,634	..	1,98,634
				Total ..	6,22,590	30,808	6,53,398
Total, Direct Receipts ..	43,13,471	97,249	44,10,700	Total, Extensions and Improvements and Maintenance and Repairs.	6,63,163	30,988	6,94,151
				IV. ESTABLISHMENT	1,57,979	10,021	1,68,000
				V. TOOLS AND PLANT	605	219	386
				VI. REFUNDS OF REVENUE	145	..	145
				Total, Direct Charges ..	8,21,892	40,790	8,62,682

II. INDIRECT RECEIPTS—

	12,608	270	12,778	Share of collection charges in the Civil Department.	2,14,844	4,778	2,19,622
Share of land revenue collected in the Civil Department.				Indirect charges	23,964	310	24,274
				Total, Direct and Indirect Charges ..	10,60,700	45,878	11,06,578
Total, Public Works and Civil Departments, Revenue.	43,25,979	97,499	44,23,478	Deduct—Old maintenance charges saved to Government (a).	1,63,515	6,234	1,69,749
				Net Total ..	8,97,185	39,644	9,36,829
				Balance, net revenue	34,28,794	57,855	34,86,649
Total, Receipts ..	43,25,979	97,499	44,23,478	Grand Total ..	43,25,979	97,499	44,23,478

	Rs.
(a) Extensions and improvements	200
Maintenance and repairs	4,500
Establishment	1,520
Tools and plant	— 33
Total, Direct Charges ..	6,187
Indirect Charges ..	47
Total, Direct and Indirect ..	6,234

MARUDUR ANICUT SYSTEM—*Canal Project*—cont.

No. 4.—Interest Account for and to end of 1926-1927.

	Amount.		Amount.
	RS.		RS.
Total interest charges to end of 1925-1926	77,187	Net revenue realized to end of 1925-1926	34,28,794
Total interest charges for the year 1926-1927	1,922	Net revenue realized during 1926-1927	57,855
Balance, net revenue	34,07,540		
Total ..	34,86,649	Total ..	34,86,649

No. 5.—Account of Indirect Charges for and to end of 1926-1927.

Particulars.	Previous.	1926-1927.	Total.
CAPITAL—	RS.	RS.	RS.
Leave and pension allowances ..	1,336	..	1,336
Audit and accounts	21	28	49
Total ..	1,357	28	1,385
REVENUE—			
Capitalization of abatement of land revenue.	444	..	444
Leave and pension allowances ..	22,113	..	22,113
Audit and accounts	1,407	310	1,717
Total ..	23,964	310	24,274
Grand Total ..	25,321	338	25,659

D-II.—Description and quantities of goods, etc., carried on the principal canals in the Madras Presidency during the year 1924-25—cont.

Description.	Buckingham canal—cont.						West Coast canals.					
	Total, Government and Private.				Private.		Total, Government and Private.				Private.	
	Quantity, tons.			Value	Quantity.	Value.	Quantity, tons.			Value.	Quantity.	Value.
	Up.	Down.	Total.				Up.	Down.	Total.			
(20)	(21)	(22)	(23)	(24)	(25)	(26)	(27)	(28)	(29)	(30)	(31)	
<i>Boat Traffic—cont.</i>				RS.		RS.				RS.		
Skins
Treasure
Cloth
Kerosene-oil
Turmeric
Cotton seeds
Other grains
Iron bars
Groundnuts
Treasure
Poles	19	4	23	2,599
Scantlings	94	69	163	39,446
Cotton seeds
Total, Boat Traffic ..	92,541	9,887	102,428	41,85,864	18,983	12,167	31,150	1,43,16,673
<i>Raft Traffic.</i>												
Timber in logs	3	204	207	27,531	2,554	647	3,201	4,25,733
Squared timber	456	29	485	1,06,700
Sleepers, broad gauge	307	..	307	63,242
Do. metre gauge	253	..	253	49,082
Scantlings	67	67	16,214
Poles	68	296	364	41,132
Firewood	858	..	858	14,586
Bamboos	11	36	47	1,880	500	54	554	8,776
Total, Raft Traffic ..	14	240	254	29,411	4,996	1,093	6,089	7,25,465
Grand Total ..	92,555	10,127	102,682	42,15,275	23,979	13,260	37,239	1,50,42,138

MARUDUR ANICUT SYSTEM—*Canal Project*—cont.

No. 6—Statement comparing Charges to date with Sanctioned Estimates.

Particulars.	CHARGES AGAINST CLOSED SANCTIONS.			CURRENT SANCTIONS.			Total charges to date against old and current sanctions.	REMARKS.	
	Expenditure against construction estimate.	Expenditure against open canal sanction.	Total.	Charges to date.	Amount of sanctioned estimate.	Unspent balance of estimate.		G.O. No. and date.	Amount of estimate.
<i>Direct Charges.</i>	RS.	RS.	RS.	RS.	RS.	RS.	RS.		RS.
Works	32,596	8,910	41,500	4,835	7,060	2,225	46,335		
Establishment	7,496	1,545	9,041	1,394	1,785	371	10,435		
Tools and plant	— 22	141	163	— 22		
Suspense account		
Total ..	40,086	10,455	50,541	6,207	8,966	2,759	56,748	Mis. 268 I., 7th June 1925.	7,060
<i>Less—Receipts on Capital account</i>		
Net Total ..	40,086	10,455	50,541	6,207	8,966	2,759	56,748		
<i>Indirect Charges.</i>									
Capitalized abatement of land revenue		
Leave and pension allowances	1,049	216	1,265	71	..	— 71	1,336		
Audit accounts	49	..	— 49	49		
Total ..	1,049	216	1,265	120	..	— 120	1,385		
Grand Total ..	41,135	10,671	51,806	6,327	8,966	2,639	58,133		

RUSHIKULYA SYSTEM—*Tank Project.*

No. 2.—Capital Account for and to end of 1926-1927.

Heads of account.	DIRECT CHARGES.			Cost of construction as now estimated (construction estimate closed on 31st March 1901).	Expenditure against closed estimate.
	Previous.	1926-27.	Total.		
I. WORKS—	RS.	RS.	RS.	RS.	LS.
(1) <i>Head Works—</i>					
A. Preliminary expenses ..	15,476	..	15,476	15,476	15,476
B. Land	1,70,021	..	1,70,021	1,70,021	1,70,021
C. Works	13,80,344	2,438	13,82,782	13,89,225	13,67,065
K. Buildings	19,275	..	19,275	19,275	19,275
L. Earthwork	24,017	..	24,017	24,017	24,017
O. Miscellaneous	458	..	458	458	458
P. Maintenance	6,180	..	6,180	6,180	6,180
Total ..	16,15,771	2,438	16,18,209	16,24,652	16,02,492
(2) <i>Main Canals and Branches—</i>					
A. Preliminary expenses ..	5,902	..	5,902	5,902	5,902
B. Land	86,387	..	86,387	1,20,537	86,587
C. Works	7,090	..	7,090	7,090	7,090
D. Regulators	24,945	..	24,945	30,385	24,945
E. Falls and weirs	10,200	..	10,200	10,200	10,200
F. (1) Other cross drainage works.	4,56,370	..	4,56,370	5,42,130	4,56,370
G. Bridges	1,09,740	..	1,09,740	1,13,320	1,09,740
I. Navigation Works	1	..	1	1	1
K. Buildings	8,501	..	8,501	9,955	2,715
L. Earthwork	9,48,311	..	9,48,311	9,89,101	9,48,311
M. Plantations	3,733	..	3,733	3,733	3,733
N. Tanks and reservoirs	978	..	978	978	978
O. Miscellaneous	10,325	..	10,325	15,365	10,325
P. Maintenance	1,694	..	1,694	1,694	1,694
Total ..	16,74,177	..	16,74,177	18,50,591	16,68,391
(3) <i>Distributaries—</i>					
A. Preliminary expenses ..	5,577	..	5,577	5,577	5,577
B. Land	88,183	..	88,183	99,973	88,183
C. Works	1,83,863	5,978	1,89,841	1,97,774	1,83,884
L. Earthwork	3,00,492	..	3,00,492	3,15,932	3,00,492
O. Miscellaneous	3,619	..	3,619	3,924	3,619
Total ..	5,81,734	5,978	5,87,712	6,23,580	5,81,755
(4) <i>Drainage and Protective Works—</i>					
L. Earthwork	4,144	..	4,144	4,144	4,144
Total ..	4,144	..	4,144	4,144	4,144

RUSHIKULYA SYSTEM—*Tank Project*—cont.

No. 2.—Capital Account for and to end of 1926-1927—cont.

Heads of account.	DIRECT CHARGES			Cost of construction as now estimated (construction estimate closed on 31st March 1901).	Expenditure against closed estimate.
	Previous.	1926-27.	Total.		
I. WORKS—cont.	RS.	RS.	RS.	RS.	RS.
(5) <i>Special tools and plant</i>
Provision for unforeseen works	16,565	..
Total, Works ..	38,75,826	8,416	38,84,242	41,18,932	38,56,782
II. ESTABLISHMENT ..	8,34,416	3,046	8,37,461	8,90,323	8,21,787
III. TOOLS AND PLANT ..	1,28,992	42	1,29,034	1,33,641	1,28,398
Grand Total ..	48,39,234	11,503	48,50,737	51,42,896	48,09,967
V. <i>Less</i> —RECEIPTS ON CAPITAL ACCOUNT.	66,853	..	66,853	66,853	66,853
(a) Net Total ..	47,73,381	11,503	47,84,884	60,77,043	47,44,114
(a) Chargeable to "35. Protective Works—Irrigation".	47,07,008	..	47,07,008		
Chargeable to "55-A. Irrigation Works—2. Unproductive".	66,373	11,503	77,876		
Total ..	47,73,381	11,503	47,84,884		

RUSHIKULYA SYSTEM—*Tank Project*—cont.

No. 3.—Revenue Account for and to end of 1926-1927.

Receipts.	TOTAL.			Charges.	TOTAL.		
	Previous.	1926-1927.	Total.		Previous.	1926-1927.	Total.
I. DIRECT RECEIPTS—	RS.	RS.	RS.	I. EXTENSIONS AND IMPROVEMENTS—	RS.	RS.	RS.
1. Water-rates	25	..	25	(1) Head works	27,431	1,325	28,756
3. Sale of water	2,325	..	2,325	(2) Main canals and branches	49,439	3,510	52,949
4. Water-supply of town	20,425	1,225	21,650	(3) Distributaries	64,573	6,003	70,576
5. Receipts from plantations.	5,317	..	5,317	(4) Drainage and protective works	892	..	892
6. Receipts from other canal produce.	24,136	1,851	25,987	(5) Special tools and plant
8. Navigation receipts	24	..	24	Total ..	1,42,335	10,338	1,53,173
9. Rents of buildings	3,597	126	3,723	II. MAINTENANCE AND REPAIRS—			
10. Fines	17	..	17	(1) Head works	3,83,815	16,368	4,00,183
11. Miscellaneous	12,803	..	12,803	(2) Main canals and branches	6,23,199	35,365	6,58,564
<i>Deduct—Refunds</i>	<i>77</i>	<i>..</i>	<i>77</i>	(3) Distributaries	2,85,446	20,381	3,05,827
Total, Revenue realized in Public Works Department.	68,592	3,202	71,794	(4) Drainage and protective works	2,419	..	2,419
Irrigation revenue realized in Civil Department.	42,20,315	1,89,041	44,09,356	(5) Special tools and plant	1,363	..	1,363
Total, Direct Receipts ..	42,88,907	1,92,243	44,81,150	Total ..	12,96,242	72,114	13,68,356
				Total, Extensions and Improvements and Maintenance and Repairs.	14,38,577	82,952	15,21,529
				IV. ESTABLISHMENT	4,46,544	30,023	4,76,567
				V. TOOLS AND PLANT	35,372	410	35,782
				VI. REFUNDS OF REVENUE	88	..	88
				<i>Deduct—Recoveries on Revenue account</i>	<i>..</i>	<i>397</i>	<i>397</i>
				Total, Direct Charges ..	19,20,581	1,12,988	20,33,569

II. INDIRECT RECEIPTS—

				Share of collection charges in the Civil Department.	2,15,121	9,620	2,24,741
Share of land revenue collected in the Civil Department.	1,06,727	4,773	1,11,500	Indirect charges	67,027	1,001	68,028
				Total, Direct and Indirect charges ..	22,02,729	1,23,609	23,26,338
				* Deduct—Old maintenance charge saved to Government.	86,195	7,686	93,881
Total, Public Works and Civil Departments, Revenue.	43,95,634	1,97,016	45,92,650	Net Total ..	21,16,534	1,15,923	22,32,457
				Balance, Net revenue	22,79,100	81,093	23,60,193
Total, Receipts ..	43,95,634	1,97,016	45,92,650	Grand Total ..	43,95,634	1,97,016	45,92,650

RS.									
* Direct—									
Extensions and improvements	1,475
Maintenance and repairs	4,108
Establishment	2,020
Tools and plant	27
								Total, Direct	7,630
Indirect	56
								Total, Direct and Indirect	7,686

RUSHIKULYA SYSTEM—*Tank Project*—cont.

No. 4.—Interest Account for and to end of 1926-1927.

	Amount.		Amount.
	RS.		RS.
Total interest charges to end of 1925-1926.	57,52,933	Net revenue realized to end of 1925-1926.	22,79,100
Total interest charges for the year 1926-1927.	1,61,222	Net revenue realized during 1926-1927.	81,093
Total ..	59,14,155	Balance, net interest charges ..	35,53,962
		Total ..	59,14,155

No. 5.—Account of Indirect Charges for and to end of 1926-1927.

Particulars.	Previous.	1926-1927.	Total.
Capital—	RS.	RS.	RS.
Capitalization of abatement of land revenue ..	3,00,163	..	3,00,163
Leave and pension allowances	1,16,818	..	1,16,818
Audit and accounts	430	84	514
Total ..	4,17,411	84	4,17,495
Revenue—			
Capitalization of abatement of land revenue ..	1,319	171	1,490
Leave and pension allowances	62,515	..	62,515
Audit and accounts	3,193	830	4,023
Total ..	67,027	1,001	68,028
Grand Total ..	4,84,438	1,085	4,85,523

RUSHIKULYA SYSTEM—Tank Project—cont.

No. 6.—Statement comparing Charges to date with Sanctioned Estimates.

Particulars.	CHARGES AGAINST CLOSED SANCTIONS.			CURRENT SANCTIONS.				REMARKS.	
	Expenditure against construction estimate.	Expenditure against open canal sanction.	Total.	Charges to date.	Amount of sanctioned estimate.	Unspent balance of estimate.	Total charges to date against old and current sanctions.	G.O. No. and date.	Amount of estimate.
<i>Direct charges.</i>	RS.	RS.	RS.	RS.	RS.	RS.	RS.		RS.
Works	35,19,326	3,37,456	38,56,782	27,460	2,62,150	2,34,690	38,84,242		
Establishment	7,46,990	77,797	8,24,787	12,674	65,536	52,862	8,37,461		
Tools and plant	1,26,941	1,457	1,28,398	636	5,243	4,607	1,29,034		
Suspense account		
Total ..	43,93,257	4,16,710	48,09,967	40,770	3,32,929	2,92,159	48,50,737		
Less—Receipts on capital account ..	7,851	58,002	65,853	65,853		
Net Total ..	43,85,406	3,58,708	47,44,114	40,770	3,32,929	2,92,159	47,84,884		
<i>Indirect charges.</i>									
Capitalized abatement of land revenue.	2,92,911	7,252	3,00,163	3,00,163	Mis. 52 I., 22nd Feb. 1923.	20,700
Leave and pension allowances ..	1,04,579	10,777	1,15,356	1,462	..	— 1,462	1,16,818	Mis. 336 I., 22nd Dec. 1923.	1,560
Audit and accounts	239	239	275	..	— 275	514	Mis. 358 I., 12th Sep. 1921 and Mis. 30 I., 19th Jan. 1925 Suppl.	6,340
Total ..	3,97,490	18,268	4,15,758	1,737	..	— 1,737	4,17,495	Mis. 576 I., 2nd Nov. 1925.	1,460
Grand Total ..	47,82,896	3,76,976	51,59,872	42,507	3,32,929	2,90,422	52,02,379	Mis. 589 I., 11th Nov. 1925 and G.O. 89 of 12/25.	4,490
								Mis. 296 I., 12th June 1926.	2,27,600
								Total ..	2,62,150

NAGAVALLI RIVER SYSTEM—*Canal Project.*

No. 2.—Capital Account for and to end of 1926-1927.

Heads of account,	DIRECT CHARGES.			Cost of construction as now estimated (construction estimate closed on 31st December 1913).	Expenditure against closed estimates.
	Previous.	1926-1927.	Total.		
I. WORKS—	RS.	RS.	RS.	RS.	RS.
(1) <i>Head Works—</i>					
A. Preliminary expenses.	48	..	48	48	48
B. Land
C. Works	4,50,504	..	4,50,504	4,50,504	4,50,504
K. Buildings	20,792	..	20,792	20,792	20,792
O. Miscellaneous
Unforeseen works
Total ..	4,71,344	..	4,71,344	4,71,344	4,71,344
(2) <i>Main Canals and Branches—</i>					
A. Preliminary expenses.	2,937	..	2,937	2,937	2,937
B. Land	28,266	..	28,266	28,266	28,266
D. Regulators	3,121	..	3,121	3,121	3,121
E. Falls and weirs	10,847	..	10,847	10,847	10,847
F. River and hill torrent works.	17	..	17	17	17
F. (1) Other cross drainage works.	2,42,440	..	2,42,440	2,42,440	2,42,440
G. Bridges	7,981	..	7,981	7,981	7,981
H. Escapes	822	..	822	822	822
I. Navigation
K. Buildings	10,738	..	10,738	10,738	10,738
L. Earthwork	2,79,678	..	2,79,678	2,79,678	2,79,678
O. Miscellaneous	3,037	..	3,037	3,037	3,037
P. Maintenance
Unforeseen works	295	..	295	295	295
Total ..	5,90,179	..	5,90,179	5,90,179	5,90,179
(3) <i>Distributaries—</i>					
B. Land	24,662	..	24,662	24,662	24,662
C. Works	99,146	..	99,146	99,146	99,146
L. Earthwork	1,12,649	— 4	1,12,645	1,12,645	1,12,645
O. Miscellaneous	6,897	..	6,897	6,897	6,897
P. Maintenance
Unforeseen works
Total ..	2,43,354	— 4	2,43,350	2,43,350	2,43,350

NAGAVALLI RIVER SYSTEM—*Canal Project*—cont.

No. 2.—Capital Account for and to end of 1926-1927—cont.

Heads of account.	DIRECT CHARGES.			Cost of construction as now estimated (construction estimate closed on 31st December 1913.)	Expenditure against closed estimates.
	Previous.	1926-1927.	Total.		
	RS.	RS.	RS.	RS.	RS.
I. WORKS—cont.					
(5) <i>Special tools and plants—</i>					
Maintenance during construction.	16,500	..	16,500	16,500	16,500
General improvements..
Total, Works ..	13,21,377	— 4	13,21,373	13,21,373	13,21,373
II. ESTABLISHMENT ..	2,70,104	— 1	2,70,103	2,70,103	2,70,103
III. TOOLS AND PLANT ..	93,282	..	93,282	93,282	93,282
IV. SUSPENSE ACCOUNTS
Grand Total ..	16,84,763	— 5	16,84,758	16,84,758	16,84,758
V. Less—RECEIPTS ON CAPITAL ACCOUNT.	3,396	907	4,303	4,303	4,303
Net Total ..	16,81,367	— 912	16,80,455	16,80,455	16,80,455
<i>Apportionment—</i>					
Chargeable to 49. Irrigation.	16,52,196	..	16,52,196
Chargeable to 43. Minor Works and Navigation—Provincial.	2,126	..	2,126
Chargeable to 55-A. Irrigation works—1. Productive.	27,045	— 912	26,133
Total ..	16,81,367	— 912	16,80,455

NAGAVALLI RIVER SYSTEM—*Canal Project*—cont.

No. 3.—Revenue Account for and to end of 1926–1927.

Receipts.	TOTAL.			Charges.	TOTAL.		
	Previous.	1926–1927.	Total.		Previous.	1926–1927.	Total.
	RS.	RS.	RS.		RS.	RS.	RS.
I. DIRECT RECEIPTS—				I. EXTENSIONS AND IMPROVEMENTS—			
5. Receipts from plantations ..	13	46	59	(1) Head works	1,390	..	1,390
6. Receipts from other canal produce.	4,604	361	4,965	(2) Main canals and branches	20,540	625	21,165
8. Navigation	1	..	1	(3) Distributaries	14,773	262	15,035
9. Rents of buildings	1,934	172	2,106	(4) Drainage and protective works
11. Miscellaneous	3,572	81	3,653	(5) Special tools and plant
<i>Deduct</i> —Refunds	100	20	120	Total ..	36,703	887	37,590
Total, Revenue realized in Public Works Department.	10,024	640	10,664	II. MAINTENANCE AND REPAIRS—			
Irrigation Revenue realized in Civil Department.	8,14,698	67,392	8,82,090	(1) Head works	70,029	2,429	72,458
				(2) Main canals and branches	1,11,494	10,046	1,21,540
				(3) Distributaries	29,375	4,305	33,680
				(4) Drainage and protective works
				(5) Special tools and plant
				<i>Add</i> —Unclassifiable outlay
				Total ..	2,10,898	16,780	2,27,678
				Total, Extensions and Improvements and Maintenance and Repairs.	2,47,601	17,667	2,65,268
				IV. ESTABLISHMENT	1,11,442	6,393	1,17,835
				V. TOOLS AND PLANT	4,500	87	4,587
				VI. REFUNDS OF REVENUE	281	..	281
Total, Direct Receipts ..	8,24,722	68,032	8,92,754	Total, Direct Charges ..	3,63,824	24,147	3,87,971

D-II.—Description and quantities of goods, etc., carried on the principal canals in the Madras Presidency during the year 1924-25—*cont.*

Description.	Dumagudem canal.						Vedaranniyam canal.					
	Total, Government and Private.				Private.		Total, Government and Private.				Private.	
	Quantity, tons.			Value.	Quantity.	Value.	Quantity, tons.			Value.	Quantity.	Value.
	Up.	Down.	Total.				Up.	Down.	Total.			
(32)	(33)	(34)	(35)	(36)	(37)	(38)	(39)	(40)	(41)	(42)	(43)	
<i>Boat Traffic.</i>				RS.		RS.				RS.		RS.
Cotton, raw and manufactured.	22½	..	22½	79,163	22½	79,163
Woollen goods do.
Dyes and tans	212	212	99,216	212	99,216
Rice and paddy	89½	92	181½	25,350	181½	25,350	235	557	822	97,176	822	97,176
Other food-grains	1	931	932	1,40,732	932	1,40,732	365	..	365	55,115	365	55,115
Hides and skins	2½	2½	2,865	2½	2,865
Liquors
Metals	16	..	16	3,312	4	828
Oils	38	..	38	78,470	38	78,470
Oil-seeds	195	195	53,430	195	53,430	373	162	535	1,46,590	535	1,46,590
Provisions	48½	28	76½	16,218	76½	16,218	52	23	75	15,900	75	15,900
Salt	685½	..	685½	56,896½	685½	56,896½	..	902	902	74,866	902	74,866
Spices	360	25	385	5,43,235	385	5,43,235
Sugar and jaggery	25½	..	25½	5,737½	25½	5,737½	107	..	107	25,610	107	25,610
Tobacco	164	164	79,704	164	79,704	..	266	266	1,29,276	266	1,29,276
Building materials	7	..	7	955	2	20	3	133	136	850	136	850
Miscellaneous goods	127½	25	152½	26,132	149½	21,632	1,265	218	1,483	29,219	1,483	29,219
Timber	42	42	7,014	42	7,014	32	110	142	23,714	142	23,714
Firewood	3,631	3,631	54,465	3,631	54,465
Bamboos
Coal and coke
Jute	66½	66½	24,605	66½	24,605	40	..	40	1,040	40	1,040
Kerosene-oil
Treasure	4	..	4	8,260	4	8,260
Poles

II. INDIRECT RECEIPTS—

Share of Land Revenue collected in the Civil Department.	1,11,676	16,266	1,27,942	Share of collection charges in the Civil Department.	41,683	3,424	45,087
Total, Public Works and Civil Departments, Revenue.	9,36,398	84,298	10,20,696	Indirect Charges	16,364	177	16,541
				Total, Direct and Indirect Charges ..	4,21,851	27,748	4,49,599
				Deduct—Old maintenance charges saved to Government *.	41,346	3,983	45,329
				Net Total ..	3,80,505	23,765	4,04,270
				Balance, net revenue	5,55,893	60,533	6,16,426
Total, Receipts ..	9,36,398	84,298	10,20,696	Grand Total ..	9,36,398	84,298	10,20,696

* Direct—

Extensions and Improvements	Rs.	1,432
Maintenance and Repairs	1,402	
Establishment	1,046	
Tools and Plant	14	
								Total, Direct ..	3,954	
Indirect	29	
								Total, Direct and Indirect ..	3,983	

NAGAVALLI RIVER SYSTEM—*Canal Project*—cont.

No. 4.—Interest Account for and to end of 1926-1927.

	Amount.		Amount.
	RS.		RS.
Total interest charges to end of 1925-1926	9,84,626	Net revenue realized to end of 1925-1926	5,55,893
Total interest charges for the year 1926-1927.. .. .	56,889	Net revenue realized during 1926-1927	60,533
Total ..	10,41,515	Balance net interest charges ..	4,25,089
		Total ..	10,41,515

No. 5.—Account of Indirect Charges for and to end of 1926-1927.

Particulars.	Previous.	1926-1927.	Total.
	RS.	RS.	RS.
CAPITAL—			
Capitalization of abatement of land revenue	4,340	..	4,340
Leave and pension allowances	37,815	..	37,815
Audit and accounts	165	..	165
Total ..	42,320	..	42,320
REVENUE—			
Capitalization of abatement of land revenue
Leave and pension allowances	15,600	..	15,600
Audit and accounts	764	177	941
Total ..	16,364	177	16,541
Grand Total ..	58,684	177	58,861

NAGAVALLI RIVER SYSTEM—*Canal Project*—cont.

No. 6.—Statement comparing Charges to date with Sanctioned Estimates.

Particulars.	CHARGES AGAINST CLOSED SANCTIONS.			CURRENT SANCTIONS.			Total charges to date against old and current sanctions.	REMARKS.	
	Expenditure against construction estimate.	Expenditure against open canal sanction.	Total.	Charges to date.	Amount of sanctioned estimate.	Unspent balance of estimate.		G.O. No. and date.	Amount of estimate.
<i>Direct Charges.</i>									
	RS.	RS.	RS.				RS.		
Works	12,24,720	96,653	13,21,373	13,21,373		
Establishment	2,42,924	27,179	2,70,103	2,70,103		
Tools and plant	93,856	— 73	93,282	93,282		
Suspense account		
Total ..	15,60,999	1,23,759	16,84,758	16,84,758		
<i>Less—Receipts on Capital account.</i>	1,374	2,929	4,303	4,303		
Net Total ..	15,59,625	1,20,830	16,80,455	16,80,455		
<i>Indirect Charges.</i>									
Capitalized abatement of land revenue	3,273	1,067	4,340	4,340		
Leave and pension allowances	34,009	3,906	37,815	37,815		
Audit and accounts	165	165	165		
Total ..	37,282	5,038	42,320	42,320		
Grand Total ..	15,96,907	1,25,868	17,22,775	17,22,775		

MUNIYERU SYSTEM—*Canal Project.*

No. 2.—Capital Account for and to end of 1926-1927.

Heads of account.	DIRECT CHARGES.			Cost of construction as now estimated; closed in 1901-02.	Expenditure against closed estimate.
	Previous.	1926-1927.	Total.		
WORKS--	RS.		RS.	RS.	RS.
(1) <i>Head Works—</i>					
A. Preliminary expenses ..	57	..	57	57	57
C. Works	54,547	..	54,547	54,547	54,547
K. Buildings	5,822	..	5,822	5,822	5,822
P. Maintenance	9,815	..	9,815	9,815	9,815
Total ..	70,241	..	70,241	70,241	70,241
(2) <i>Main Canals and Branches—</i>					
B. Land	10,011	..	10,011	10,011	10,011
D. Regulators	12,042	..	12,042	12,042	12,042
E. Falls and weirs
F. River and hill torrent works.	3,046	..	3,046	3,046	3,046
F. (1) Other cross drainage works.	85,903	..	85,903	85,903	85,903
G. Bridges	18,938	..	18,938	18,938	18,938
H. Escapes
K. Buildings	4,586	..	4,586	4,586	4,586
L. Earthwork	1,83,745	..	1,83,745	1,83,745	1,83,745
N. Tanks and reservoirs ..	6,359	..	6,359	6,359	6,359
O. Miscellaneous	2,734	..	2,734	2,734	2,734
P. Maintenance	107	..	107	107	107
Total ..	3,27,471	..	3,27,471	3,27,471	3,27,471
(3) <i>Distributaries—</i>					
C. Works	23,437	..	23,437	23,437	23,437
L. Earthwork	41,198	..	41,198	41,198	41,198
O. Miscellaneous	2,449	..	2,449	2,449	2,449
Total ..	67,084	..	67,084	67,084	67,084
(5) <i>Special tools and plant—</i> Provision for unforeseen works.
Total, Works ..	4,64,796	..	4,64,796	4,64,796	4,64,796
II. ESTABLISHMENT	1,04,516	..	1,04,516	1,04,516	1,04,516
III. TOOLS AND PLANT	3,728	..	3,728	3,728	3,728
Grand Total ..	5,73,040	..	5,73,040	5,73,040	5,73,040
V. Less—RECEIPTS ON CAPITAL ACCOUNT.	1,732	..	1,732	1,732	1,732
Net Total ..	5,71,308	..	5,71,308	5,71,308	5,71,308
43. <i>Minor Works and Navigation --</i>					
Provincial	5,68,996	..	5,68,996
55. <i>A. Irrigation Works—</i>					
2. Unproductive	2,342	..	2,342
Total ..	5,71,308	..	5,71,308

MUNIYERU SYSTEM—Canal Project—cont.
No. 3.—Revenue Account for and to end of 1926-1927.

Receipts.	TOTAL.			Charges.	TOTAL.		
	Previous.	1926-1927.	Total.		Previous.	1926-1927.	Total.
I. DIRECT RECEIPTS—	RS.	RS.	RS.	I. EXTENSIONS AND IMPROVEMENTS—	RS.	RS.	RS.
6. Receipts from plantations ..	738	..	738	(1) Head works	2,569	..	2,569
6. Receipts from other canal produce ..	9,276	1,218	10,494	(2) Main canals and branches	4,021	229	4,250
9. Rents of buildings ..	1,427	32	1,509	(3) Distributaries	968	..	968
1. Miscellaneous ..	4,295	..	4,295	(4) Drainage and protective works	34	..	34
				(5) Special tools and plant
				Total ..	7,592	229	7,821
				II. MAINTENANCE AND REPAIRS—			
				(1) Head works	59,210	1,493	60,703
				(2) Main canals and branches	84,272	4,105	88,377
				(3) Distributaries	23,263	909	24,172
				(4) Drainage and protective works	10	..	10
				(5) Special tools and plant
				Add—Unclassifiable outlay
				Total ..	1,66,755	6,507	1,73,262
Total, Revenue realized in Public Works Department ..	15,736	1,300	17,036	Total, Extensions and Improvements and Maintenance and Repairs	1,74,347	6,736	1,81,083
Irrigation Revenue realized in Civil Department ..	4,64,061	24,670	4,88,731	IV. ESTABLISHMENT	54,014	2,036	56,050
				V. TOOLS AND PLANT	1,629	41	1,670
				VI. REFUNDS OF REVENUE	51	..	51
Total, Direct Receipts ..	4,79,797	25,970	5,05,767	Total, Direct Charges ..	2,30,041	8,813	2,38,854

MUNIYERU SYSTEM—Canal Project—cont.

No. 3.—Revenue Account for and to end of 1926-1927—cont.

Receipts.	TOTAL.			Charges.	TOTAL.		
	Previous.	1926-1927.	Total.		Previous.	1926-1927.	Total.
II. INDIRECT RECEIPTS—	RS.	RS.	RS.		RS.	RS.	RS.
Share of Land Revenue collected in the Civil Department ..	2,395	60	2,455	Share of collection charges in the Civil Department	23,320	1,237	24,557
				Indirect Charges	7,879	67	7,946
Total, Public Works and Civil Departments, Revenue	4,82,192	26,030	5,08,222	Total, Direct and Indirect Charges ..	2,61,240	10,117	2,71,357
				* <i>Deduct</i> —Old maintenance charges saved to Government.	3,398	292	3,690
				Total, Direct and Indirect Charges ..	2,57,842	9,825	2,67,667
				Balance, net revenue	2,24,350	16,205	2,40,555
Total, Receipts ..	4,82,192	26,030	5,08,222	Grand Total ..	4,82,192	26,030	5,08,222

* Direct—

	RS.
Extensions and improvements
Maintenance and repairs	222
Establishment	67
Tools and plant	1
Total Direct ..	290
Indirect	2
Total, Direct and Indirect ..	292

ADMINISTRATIVE ACCOUNTS
FOR THE YEAR 1926-1927.

MADRAS PRESIDENCY.

MUNIYERU SYSTEM—*Canal Project*—cont.

No. 4.—Interest Account for and to end of 1926-1927.

	Amount.		Amount.
	RS.		RS.
Total interest charges to end of 1925-1926.	5,86,475	Net revenue realized to end of 1925-1926.	2,24,360
Total interest charges for the year 1926-1927.	19,049	Net revenue realized during 1926-1927.	16,205
		Balance, net interest charges.	3,64,969
Total ..	6,05,524	Total ..	6,05,524

No. 5.—Account of Indirect Charges for and to end of 1926-1927.

Particulars.	Previous.	1926-1927.	Total.
	RS.	RS.	RS.
CAPITAL—			
Capitalization of abatement of land revenue ..	15,104	..	15,104
Leave and pension allowances	14,631	..	14,631
Audit and accounts	16	..	16
Total ..	29,751	..	29,751
REVENUE—			
Leave and pension allowances	7,547	..	7,547
Audit and accounts	332	67	399
Total ..	7,879	67	7,946
Grand Total ..	37,630	67	37,697

MUNIYERU SYSTEM—Canal Project—cont.

No. 6.—Statement comparing Charges to date with Sanctioned Estimates.

Particulars.	CHARGES AGAINST CLOSED SANCTIONS.			CURRENT SANCTIONS.			Total charges to date against old and current sanctions.	REMARKS.	
	Expenditure against construction estimate.	Expenditure against open canal sanction.	Total.	Charges to date.	Amount of sanctioned estimate.	Unspent balance of estimate.		G.O. No. and date.	Amount of estimate
<i>Direct Charges.</i>	RS.	RS.	RS.				RS.	<i>Direct Charges.</i>	
Works	4,63,179	1,617	4,64,796	4,64,796		
Establishment	1,03,806	710	1,04,516	1,04,516		
Tools and plant	3,713	15	3,728	3,728		
Suspense account		
Total	5,70,698	2,342	5,73,040	5,73,040		
Less— Receipts on Capital account	1,732	..	1,732	1,732		
Net Total	5,68,966	2,342	5,71,308	5,71,308		
<i>Indirect Charges.</i>									
Capitalized abatement of land revenue	15,104	..	15,104	15,104		
Leave and pension allowances	14,582	99	14,681	14,681		
Audit and account	16	16	16		
Total	29,686	115	29,751	29,751		
Grand Total	5,98,602	2,457	6,01,059	6,01,059		

PEDDINAYUDU TANK OF CHINNARAOPALEM—*Tank Project.*

No. 2.—Capital Account for and to end of 1926-1927.

Heads of account.	DIRECT CHARGES.			Cost of construction as now estimated closed in 1916-17.	Expenditure against closed estimate.
	Previous.	1926-1927.	Total.		
I. WORKS—	RS.		RS.	RS.	RS.
(1) <i>Head Works—</i>					
B. Land	8,833	..	8,833	8,833	8,833
C. Works	38,551	..	38,551	38,551	38,551
O. Miscellaneous	90	..	90	90	90
P. Maintenance	226	..	226	226	226
Total	47,700	..	47,700	47,700	47,700
(2) <i>Main Canals and Branches—</i>					
B. Land	382	..	382	382	382
C. Works	1,211	..	1,211	1,211	1,211
L. Earthwork	2,020	..	2,020	2,020	2,020
O. Miscellaneous	81	..	81	81	81
Total	3,694	..	3,694	3,694	3,694
(3) <i>Distributaries--</i>					
B. Land	106	..	106	106	106
C. Works	44	..	44	44	44
L. Earthwork	775	..	775	775	775
O. Miscellaneous
Total	925	..	925	925	925
(5) <i>Special tools and plant—</i>
Provision for unforeseen works
Total, Works	52,319	..	52,319	52,319	52,319
II. ESTABLISHMENT	9,779	..	9,779	9,779	9,779
III. TOOLS AND PLANT
(a) Grand Total	62,098	..	62,098	62,098	62,098

(a) Chargeable to "43. Minor Works and Navigation—Provincial".

PEDDINAYUDU TANK OF CHINNARAOPALEM—*Tank Project*—cont.

No. 3.—Revenue Account for and to end of 1926-1927.

Receipts.	TOTAL.			Charges.	TOTAL.		
	Previous.	1926-1927.	Total.		Previous.	1926-1927.	Total.
I. DIRECT RECEIPTS—	RS.	RS.	RS.	I. EXTENSIONS AND IMPROVEMENTS—	RS.	RS.	RS.
5. Receipts from plantations ..	3,468	..	3,468	(1) Head works
6. Receipts from other canal produce.	12,303	1,200	13,503	(2) Main canals and branches	116	..	116
8. Navigation receipts	(3) Distributaries
9. Rents of buildings	(4) Drainage and protective works	243	..	243
10. Fines	(5) Special tools and plant
11. Miscellaneous	909	..	909	Total ..	359	..	359
<i>Deduct</i> —Refunds	120	..	120	II. MAINTENANCE AND REPAIRS—			
Receipts for which classification is not obtainable	(1) Head works	275	..	275
Total revenue realized in the Public Works Department	16,560	1,200	17,760	(2) Main canals and branches	1,201	..	1,201
Irrigation revenue realized in Civil Department	5,857	..	5,857	(3) Distributaries	258	..	258
Total, Direct Receipts ..	22,417	1,200	23,617	(4) Drainage and protective works	9	..	9
Total, Public Works and Civil Departments, Revenue	22,417	1,200	23,617	(5) Special tools and plant
Total, Receipts ..	22,417	1,200	23,617	<i>Add</i> —Unclassifiable outlay
				Total ..	1,743	..	1,743
				Total, Extensions and Improvements and Maintenance and Repairs	2,102	..	2,102
				IV. ESTABLISHMENT	1,223	..	1,223
				V. TOOLS AND PLANT	6	..	6
				VI. REFUNDS OF REVENUE	94	..	94
				Total, Direct Charges ..	3,425	..	3,425
				Share of collection charges in the Civil Department	292	..	292
				Indirect charges	175	..	175
				Total, Direct and Indirect Charges ..	3,892	..	3,892
				Balance, net revenue ..	18,525	1,200	19,725
				Grand Total ..	22,417	1,200	23,617

D-II.—Description and quantities of goods, etc., carried on the principal canals in the Madras Presidency during the year 1924-25—*cont.*

Description.	Damagudem canal.						Vedaranniyam canal.					
	Total, Government and Private.				Private.		Total, Government and Private.				Private.	
	Quantity, tons.			Value.	Quantity. Tons.	Value.	Quantity, tons.			Value.	Quantity. Tons.	Value.
	Up.	Down.	Total.				Up.	Down.	Total.			
(32)	(33)	(34)	(35)	(36)	(37)	(38)	(39)	(40)	(41)	(42)	(43)	
<i>Roat Traffic—cont.</i>				RS.		RS.				RS.		RS.
Scantlings
Cotton seeds
Total, Roat Traffic ..	1,061	1,758	2,819	6,75,195	2,709	6,67,276	2,836	6,057	8,893	12,06,316	8,893	12,05,316
<i>Raft Traffic.</i>												
Timber in logs	8,965	8,965	11,92,345	8,965	11,92,345
Squared timber	3,941	3,941	8,67,020	3,923	8,63,060
Sleepers, broad gauge
Do. metre gauge
Scantlings
Poles	5,555	5,555	6,27,715	5,555	6,27,715
Firewood
Bamboos
Total, Raft Traffic	18,461	18,461	26,87,080	18,443	26,83,120
Grand Total ..	1,061	20,219	21,280	33,62,275	21,242	33,50,396	2,836	6,057	8,893	12,06,316	8,893	12,06,316

PEDDINAYUDU TANK OF CHINNARAOPALEM—*Tank Project*—cont.

No. 4.—Interest Account for and to end of 1926-1927.

	Amount.		Amount.
Total interest charges to end of 1925-1926	RS. 36,097	Net revenue realized to end of 1925-1926	RS. 18,525
Total interest charges for the year 1926-1927	2,065	Net revenue realized during 1926-1927	1,500
Total ..	38,162	Balance, net interest charges ..	18,437
		Total ..	38,162

No. 5.—Account of Indirect Charges for and to end of 1926-1927.

Particulars.	Previous.	1926-1927.	Total.
CAPITAL—	RS.		RS.
Capitalization of abatement of land revenue	28	..	28
Leave and pension allowances	1,369	..	1,369
Total ..	1,397	..	1,397
REVENUE—			
Leave and pension allowances	170	..	170
Audit and accounts	5	..	5
Total ..	175	..	175
Grand Total ..	1,572	..	1,572

PEDDINAYUDU TANK OF CHINNARAOPALEM—*Tank Project*—cont.

No. 6.—Statement comparing Charges to date with Sanctioned Estimates.

Particulars.	CHARGES AGAINST CLOSED SANCTIONS.			CURRENT SANCTIONS.			Total charges to date against old and current sanctions.	REMARKS.	
	Expenditure against construction estimate.	Expenditure against open canal sanction.	Total.	Charges to date.	Amount of sanctioned estimate.	Unspent balance of estimate.		G.O. No. and date.	Amount of estimate.
<i>Direct Charges.</i>	RS.		RS.				RS.		
Works	52,319	..	52,319	52,319		
Establishment	9,779	..	9,779	9,779		
Tools and plant		
Suspense account		
Total ..	62,098	..	62,098	62,098		
<i>Less—Receipts on Capital Account</i>		
Net Total ..	62,098	..	62,098	62,098		
<i>Indirect Charges.</i>									
Capital abatement of land revenue	28	..	28	28		
Leave and pension allowances	1,369	..	1,369	1,369		
Total ..	1,397	..	1,397	1,397		
Grand Total ..	63,495	..	63,495	63,495		

JANGAMESHWARAPURAM TANK--*Tank Project.*

No. 2.—Capital Account for and to end of 1926-1927.

Heads of account.	DIRECT CHARGES.			Cost of construction as now estimated (construction estimate closed on 31st March 1908).	Expenditure against closed estimate.
	Previous.	1926-1927.	Total.		
I. WORKS—	RS.		RS.	RS.	RS.
(1) <i>Head Works—</i>					
B. Land	13,487	..	13,487	13,487	13,487
C. Works	10,899	..	10,899	10,899	10,899
K. Buildings
L. Earthwork	6,959	..	6,959	6,959	6,959
O. Miscellaneous	72	..	72	72	72
Total	31,417	..	31,417	31,417	31,417
(3) <i>Distributaria—</i>					
B. Land	695	..	695	695	695
C. Works	7,509	..	7,500	7,500	7,500
L. Earthwork	12,704	..	12,704	12,704	12,704
O. Miscellaneous	248	..	248	248	248
Total	21,147	..	21,147	21,147	21,147
Provision for unforeseen works.
Total, Works	52,564	..	52,564	52,564	52,564
II. ESTABLISHMENT	8,689	..	8,689	8,689	8,689
III. TOOLS AND PLANT
Grand Total	61,253	..	61,253	61,253	61,253
IV. <i>Less—RECEIPTS ON CAPITAL ACCOUNT</i>
(a) Net Total	61,253	..	61,253	61,253	61,253

(a) Chargeable to "43. Minor Works and Navigation—Provincial".

JANGAMESHWARAPURAM TANK—*Tank Project*—cont.

No. 3.—Revenue Account for and to end of 1926-1927.

Receipts.	TOTAL.			Charges.	TOTAL.		
	Previous.	1926-1927.	Total.		Previous.	1926-1927.	Total.
I. DIRECT RECEIPTS—	RS.	RS.	RS.	I. EXTENSIONS AND IMPROVEMENTS—	RS.	RS.	RS.
5. Receipts from plantations.	2	..	2	(1) Head works	177	..	177
6. Receipts from other canal produce	1,070	..	1,070	(2) Main canals and branches	32	..	32
11. Miscellaneous	(3) Distributaries	587	..	587
				(4) Drainage and protective works
				(5) Special tools and plant
				Total ..	796	..	796
Total, Revenue realized in Public Works Department	1,072	..	1,072	II. MAINTENANCE AND REPAIRS—			
Irrigation revenue realized in Civil Department	16,368	— 136	16,232	(1) Head works	891	..	891
Total, Direct Receipts ..	17,440	— 136	17,304	(2) Main canals and branches	334	..	334
				(3) Distributaries	3,158	20	3,178
				(4) Drainage and protective works	467	..	467
				(5) Special tools and plant
				Add—Unclassifiable outlay
				Total ..	4,860	20	4,870
II. INDIRECT RECEIPTS—				Total, Extensions and Improvements and Maintenance and Repairs ..	5,646	20	5,666
Share of land revenue collected in the Civil Department.	IV. ESTABLISHMENT	2,253	6	2,259
Total, Public Works and Civil Departments, Revenue ..	17,440	— 136	17,304	V. TOOLS AND PLANT	— 9	..	— 9
				VI. REFUNDS OF REVENUE
				Total, Direct Charges ..	7,890	26	7,916
				Share of collection charges in the Civil Department	816	— 7	809
				Indirect charges	331	..	331
				Total, Direct and Indirect Charges ..	9,037	19	9,056
				Balance, net revenue	8,403	— 155	8,248
Total, Receipts ..	17,440	— 136	17,304	Grand Total ..	17,440	— 136	17,304

ADMINISTRATIVE ACCOUNTS
FOR THE YEAR 1926-1927.

MADRAS PRESIDENCY.

JANGAMESHWARAPURAM TANK—*Tank Project*—cont.

No. 4.—Interest Account for and to end of 1926-1927.

	Amount.		Amount.
	RS.		RS.
Total interest charges to end of 1925-1926	47,195	Net revenue realized to end of 1925-1926	8,403
Total interest charges for the year 1926-1927	2,038	Net revenue realized during 1926-1927	— 155
		Balance, net interest charges ..	40,985
Total ..	49,233	Total ..	49,233

No. 5.—Account of Indirect Charges for and to end of 1926-1927.

Particulars.	Previous.	1926-1927.	Total.
CAPITAL—	RS.	RS.	RS.
Capitalization of abatement of land revenue	9,194	..	9,194
Leave and pension allowances ..	1,217	..	1,217
Total ..	10,411	..	10,411
REVENUE—			
Leave and pension allowances ..	317	..	317
Audit and accounts	14	..	14
Total ..	331	..	331
Grand Total ..	10,742	..	10,742

JANGAMESHWARAPURAM TANK—*Tank Project*—cont.

No. 6.—Statement comparing Charges to date with Sanctioned Estimates.

Particulars.	CHARGES AGAINST CLOSED SANCTIONS.			CURRENT SANCTIONS.			Total charges to date against old and current sanctions.	REMARKS.	
	Expenditure against construction estimate.	Expenditure against open canal sanction.	Total.	Charges to date.	Amount of sanctioned estimate.	Unspent balance of estimate.		G.O. No. and date.	Amount of estimate.
<i>Direct Charges.</i>									
Works	50,980	1,584	52,564	52,564		
Establishment	8,352	337	8,689	8,689		
Tools and plant..		
Suspense account		
Total	59,332	1,921	61,253	61,253		
<i>Less—Receipts on Capital account</i>		
Net Total	59,332	1,921	61,253	61,253		
<i>Indirect Charges.</i>									
Capitalized abatement of land revenue	9,194	..	9,194	9,194		
Leave and pension allowances	1,170	47	1,217	1,217		
Total	10,364	47	10,411	10,411		
Grand Total	69,696	1,968	71,664	71,664		

ATMAKURU TANK—*Tank Project.*

No. 2.—Capital Account for and to end of 1926-1927.

Heads of account.	DIRECT CHARGES.			Cost of construction as now estimated (construction estimate closed on 31st August 1907).	Expenditure against closed estimate.
	Previous.	1926-1927.	Total.		
I. Works—	RS		RS.	RS.	RS
(1) <i>Head Works—</i>					
B. Land	9,024	..	9,024	9,024	9,024
C. Works	36,966	..	36,966	36,966	36,966
K. Buildings
L. Earthwork	35,535	..	35,535	35,535	35,535
O. Miscellaneous	75	..	75	75	75
P. Maintenance	66	..	66	66	66
Total	81,666	..	81,666	81,666	81,666
(2) <i>Main Canals and Branches—</i>					
A. Preliminary expenses
B. Land
E. Falls and weirs
F. (1) Other cross drainage works
G. Bridges
K. Buildings
L. Earthwork
O. Miscellaneous
P. Maintenance
Total
(3) <i>Distributaries—</i>					
B. Land	493	..	493	493	493
C. Works	3,282	..	3,282	3,282	3,282
L. Earthwork	5,512	..	5,512	5,512	5,512
O. Miscellaneous	249	..	249	249	249
P. Maintenance
Total	9,536	..	9,536	9,536	9,536
Provision for unforeseen works
Total, Works	91,202	..	91,202	91,202	91,202
II. ESTABLISHMENT	18,749	..	18,749	18,749	18,749
III. TOOLS AND PLANT
(a) Grand Total	1,09,951	..	1,09,951	1,09,951	1,09,951

(a) Chargeable to "43. Minor Works and Navigation—Provincial".

ATMAKURU TANK—Tank Project—cont.
No. 3.—Revenue Account for and to end of 1926—1927.

Receipts.	TOTAL.			Charges.	TOTAL.		
	Previous.	1926-1927.	Total.		Previous.	1926-1927.	Total.
I. DIRECT RECEIPTS—	Rs.	RS.	RS.	I. EXTENSIONS AND IMPROVEMENTS—	RS.	RS.	RS.
3. Sale of water	(1) Head works	766	..	766
4. Water-supply of towns	(2) Main canals and branches
6. Receipts from plantations	(3) Distributaries	136	..	136
6. Receipts from other canal produce	3	..	3	(4) Drainage and protective works
8. Navigation receipts	(5) Special tools and plant
9. Rents of buildings	Total ..	902	..	902
10. Fines	II. MAINTENANCE AND REPAIRS—			
11. Miscellaneous	5	..	5	(1) Head works	7,342	..	7,342
Total, Revenue realized in the Public Works Department	8	..	8	(2) Main canals and branches
Irrigation Revenue realized in Civil Department	29,127	1,609	30,736	(3) Distributaries	2,287	1,081	3,368
Total, Direct Receipts ..	29,135	1,609	30,744	(4) Drainage and protective works
II. INDIRECT RECEIPTS—				(5) Special tools and plant
Share of Land Revenue collected in the Civil Department	<i>Add—Unclassifiable outlay</i>
Total, Public Works and Civil Departments, Revenue	29,135	1,609	30,744	Total ..	9,629	1,081	10,710
Grand Total ..	29,135	1,609	30,744	Total, Extensions and Improvements and Maintenance and Repairs	10,531	1,081	11,612
				IV. ESTABLISHMENT	3,937	327	4,264
				V. TOOLS AND PLANT	50	6	56
				<i>Deduct—Recoveries on Revenue account</i>	100	100
				Total, Direct Charges ..	14,618	1,314	15,832
				Share of collection charges in the Civil Department	1,454	80	1,534
				Indirect charges	608	11	619
				Total, Direct and Indirect Charges	16,680	1,405	17,985
				Balance, net revenue	12,555	204	12,759
				Grand Total ..	29,135	1,609	30,744

ADMINISTRATIVE ACCOUNTS
FOR THE YEAR 1926-1927.

MADRAS PRESIDENCY

ATMAKURU TANK—*Tank Project*—cont.

No. 4.—Interest Account for and to end of 1926-1927.

	Amount.		Amount.
	RS.		RS.
Total interest charges to end of 1926-1926	81,396	Net revenue realized to end of 1926-1926	12,555
Total interest charges for the year 1926-1927	3,656	Net revenue realized during 1926-1927	204
Balance, net revenue	Balance, net interest charges	72,293
Total ..	85,052	Total ..	85,052

No. 5.—Account of Indirect Charges for and to end of 1926-1927.

Particulars.	Previous.	1926-1927.	Total.
	RS.	RS.	RS.
CAPITAL—			
Capitalization of abatement of land revenue.	10,802	..	10,802
Leave and pension allowances	2,626	..	2,626
Total ..	13,428	..	13,428
REVENUE--			
Leave and pension allowances	551	..	551
Audit and accounts	57	11	68
Total ..	608	11	619
Grand Total ..	14,036	11	14,047

ATMAKURU TANK—*Tank Project*—cont.

No. 6.—Statement comparing Charges to date with Sanctioned Estimates.

Particulars.	CHARGES AGAINST CLOSED SANCTIONS.			CURRENT SANCTIONS.			Total charges to date against old and current sanctions.	REMARKS.	
	Expenditure against construction estimate.	Expenditure against open canal sanction.	Total.	Charges to date.	Amount of sanctioned estimate.	Unspent balance of estimate.		G.O. No. and date.	Amount of estimate.
<i>Direct Charges.</i>	RS.		RS.				RS.		
Works	91,202	..	91,202	91,202		
Establishment	18,749	..	18,749	18,749		
Tools and plant		
Suspense account		
Total ..	1,09,951	..	1,09,951	1,09,951		
<i>Less—Receipts on Capital account</i>		
Net Total ..	1,09,951	..	1,09,951	1,09,951		
<i>Indirect Charges.</i>									
Capitalized abatement of land revenue ..	10,802	..	10,802	10,802		
Leave and pension allowances	2,626	..	2,626	2,626		
Total ..	13,428	..	13,428	13,428		
Grand Total ..	1,23,379	..	1,23,379	1,23,379		

E-1 — Statement of areas irrigated under Irrigation Works classed as Productive and Unproductive for which Capital and Revenue Accounts are kept in the Madras Presidency during the year 1924-25.

Name of canal.	Areas charged as irrigated in acres.						
	First crop.		Second crop.		Total.	Both seasons.	Percentage of double cropped area (columns 4 + 5) on the first crop area (columns 2 + 3).
	Flow.	Lift.	Flow.	Lift.			
(1)	(2)	(3)	(4)	(5)	(6)	(7)	(8)
<i>Productive.</i>	ACS.	ACS.	ACS.	ACS.	ACS.	ACS.	
Ganjam minor rivers system ..	63,484	2,051	4,758	2,235	72,528	41	10.67
Godavari delta system ..	758,454	13,468	206,768	6,945	985,635	14,123	27.69
Kistna do. ..	753,868	7,622	1,123	121	762,734	6,192	16
Divi pumping system ..	35,509	119	1	..	35,629	2	..
Penner river canals system ..	154,241	3,335	18,897	353	176,826	340	12.21
Arkenkota channel ..	4,417	158	522	12	5,109	29	11.67
Thadapalli do. ..	14,688	413	1,839	144	17,084	656	13.13
Kalingarayan do. ..	9,734	2,335	7,614	1,652	21,335	3,438	76.86
Palar anicut system ..	74,606	1,747	15,636	406	92,395	829	21.01
Chembambakam tank ..	12,169	939	1,889	235	15,232	423	16.20
Vallur anicut system ..	4,538	529	119	65	5,251	57	3.63
Poincy do. ..	19,208	394	3,857	58	23,517	93	20.00
Cheyyar do. ..	20,104	485	6,704	126	27,419	178	33.12
Tirukkoyilur anicut system ..	25,195	799	3,651	87	29,732	385	14.38
Shatiotope do. ..	31,987	890	5,305	161	38,343	33	16.62
Mehamattur do. ..	4,597	32	157	3	4,789	76	3.46
Vriddhachalam do. ..	8,801	73	121	3	8,998	6	1.40
Toludur project ..	7,935	387	1,138	14	9,469	98	13.85
Lower Coleroon do. ..	106,710	1,763	5,193	210	113,876	454	5.00
Cauvery delta system ..	834,217	27,959	79,378	4,005	945,559	14,338	9.67
Nandyar channel system ..	5,985	699	576	203	7,463	373	11.65
Periyar system ..	131,810	149	52,345	54	184,358	1,954	39.71
Srivaikuntam anicut system ..	24,437	752	17,768	248	43,205	926	71.52
Marudur anicut system ..	17,283	228	15,593	32	33,136	680	89.23

FOR THE YEAR 1926-1927.

DONDAPAD TANK—*Tank Project.*

No. 2.—Capital Account for and to end of 1926-1927.

Heads of account.	DIRECT CHARGES.			Cost of construction as now estimated (construction estimate closed on 31st March 1903).	Expenditure against closed estimate.
	Previous.	1926-1927.	Total.		
I. WORKS—					
(1) <i>Head Works—</i>	RS.		RS.	RS.	RS.
B. Land	22,423	..	22,423	22,423	22,423
C. Works	28,821	..	28,821	28,821	28,821
L. Earthwork	38,320	..	38,320	38,320	38,320
P. Maintenance	10	..	10	10	10
Total	89,574	..	89,574	89,574	89,574
(3) <i>Distributaries—</i>					
B. Land	838	..	838	838	838
C. Works	5,456	..	5,456	5,456	5,456
L. Earthwork	9,860	..	9,860	9,860	9,860
O. Miscellaneous	120	..	120	120	120
Total	16,274	..	16,274	16,274	16,274
Total, Works	1,05,848	..	1,05,848	1,05,848	1,05,848
II. ESTABLISHMENT	18,945	..	18,945	18,945	18,945
III. TOOLS AND PLANT
Grand Total	1,24,793	..	1,24,793	1,24,793	1,24,793
V. <i>Less—RECEIPTS ON CAPITAL ACCOUNT</i>	7	..	7	7	7
(a) Net Total	1,24,786	..	1,24,786	1,24,786	1,24,786

(a) Chargeable to "43. Minor Works and Navigation—Provincial".

DONDAPAD TANK—Tank Project—cont.
No. 3.—Revenue Account for and to end of 1926–1927.

Receipts.	TOTAL.			Charges.	TOTAL.		
	Previous.	1926–1927.	Total.		Previous.	1926–1927.	Total.
I. DIRECT RECEIPTS—	RS.	RS.	RS.	I. EXTENSIONS AND IMPROVEMENTS—	RS.	RS.	RS.
5. Receipts from plantations ..	165	..	165	(1) Head works	73	..	73
6. Receipts from other canal produce ..	631	..	631	(2) Main canals and branches
11. Miscellaneous ..	230	10	240	(3) Distributaries	528	..	528
				(4) Drainage and productive works
				(5) Special tools and plant
Total, Revenue realized in Public Works Department ..	1,026	10	1,036	Total ..	601	..	601
Irrigation Revenue realized in Civil Department ..	19,617	862	20,479	II. MAINTENANCE AND REPAIRS—			
Total, Direct Receipts.	20,643	872	21,515	(1) Head works	6,803	316	7,119
II. INDIRECT RECEIPTS—				(2) Main canals and branches	144	..	144
Share of land revenue collected in the Civil Department ..	80	3	83	(3) Distributaries	3,636	..	3,636
				(4) Drainage and productive works
				(5) Special tools and plant
Total, Public Works and Civil Departments, Revenue ..	20,723	875	21,598	<i>Add—Unclassifiable outlay</i>
				Total ..	10,683	316	10,899
Total, Receipts ..	20,723	875	21,598	Total, Extensions and Improvements and Maintenance and Repairs	11,184	316	11,500
				IV. ESTABLISHMENT	3,464	96	3,560
				V. TOOLS AND PLANT	31	2	33
				VI. REFUNDS OF REVENUE
				Total, Direct Charges ..	14,679	414	15,093
				Share of collection charges in the Civil Department	983	43	1,026
				Indirect charges	488	3	491
				Total, Direct and Indirect Charges ..	16,150	460	16,610
				Balance, net revenue ..	4,573	415	4,988
				Grand Total ..	20,723	875	21,598

ADMINISTRATIVE ACCOUNTS
FOR THE YEAR 1926-1927.

MADRAS PRESIDENCY.

DONDAPAD TANK—*Tank Project*—cont.

No. 4.—Interest Account for and to end of 1926-1927.

	Amount.		Amount.
	RS.		RS.
Total interest charges to end of 1925-1926	1,45,275	Net revenue realized to end of 1925-1926	4,573
Total interest charges for the year 1926-1927	4,149	Net revenue realized during 1926-1927	415
		Balance, net interest charges ..	1,44,436
Total ..	1,49,424	Total ..	1,49,424

No. 5.—Account of Indirect Charges for and to end of 1926-1927.

Particulars.	Previous.	1926-1927.	Total.
	RS.	RS.	RS.
CAPITAL—			
Capitalization of abatement of land revenue.	12,566	..	12,566
Leave and pension allowances	2,652	..	2,652
Total ..	15,218	..	15,218
REVENUE—			
Leave and pension allowances	482	..	482
Audit and accounts	6	3	9
Total ..	488	3	491
Grand Total ..	15,706	3	15,709

DONDAPAD TANK—Tank Project—cont.

No. 6.—Statement comparing Charges to date with Sanctioned Estimates.

Particulars.	CHARGES AGAINST CLOSED SANCTIONS.			CURRENT SANCTIONS.			Total charges to date against old and current sanctions.	REMARKS.	
	Expenditure against construction estimate.	Expenditure against open canal sanctions.	Total.	Charges to date.	Amount of sanctioned estimate.	Unspent balance of estimate.		G.O. No. and date.	Amount of estimate
<i>Direct Charges.</i>	RS.	RS.	RS.				RS.		
Works	96,521	9,327	1,05,848	1,05,848		
Establishment	17,017	1,928	18,945	18,945		
Tools and plant		
Suspense account		
Total ..	1,13,538	11,255	1,24,793	1,24,793		
Less—Receipts on Capital account ..	7	..	7	7		
Net Total ..	1,13,531	11,255	1,24,786	1,24,786		
<i>Indirect Charges.</i>									
Capitalized abatement of land revenue	12,062	504	12,566	12,566		
Leave and pension allowances ..	2,382	270	2,652	2,652		
Total ..	14,444	774	15,218	15,218		
Grand Total ..	1,27,975	12,029	1,40,004	1,40,004		

BHAVANASI TANK—*Tank Project.*

No. 2.—Capital Account for and to end of 1926-1927.

Heads of account.	DIRECT CHARGES.			Cost of construction as now estimated (construction estimate closed on 31st March 1919).	Expenditure against closed estimate.
	Previous.	1926-1927.	Total.		
I. WORKS—	RS.		RS.	RS.	RS.
(1) <i>Head Works—</i>					
A. Preliminary expenses.	1,188	..	1,188	1,188	1,188
B. Land	8,508	..	8,508	8,508	8,508
C. Works	2,556	..	2,556	2,556	2,556
E. Falls and Weirs ..	14,059	..	14,059	14,059	14,059
L. Earthwork	1,16,658	..	1,16,658	1,16,658	1,16,658
O. Miscellaneous ..	123	..	123	123	123
Total ..	1,43,092	..	1,43,092	1,43,092	1,43,092
(2) <i>Main Canals and Branches—</i>					
A. Preliminary expenses.	17	..	17	17	17
B. Land	7,604	..	7,604	6,822	4,159
C. Works	14,438	..	14,438	14,438	14,438
D. Regulators
F. Rivers and Hill Torrents.
F. (1) Other cross drainage works.
G. Bridges
K. Buildings
L. Earthwork	29,494	..	29,494	29,494	29,494
M. Plantations	2,137	..
O. Miscellaneous ..	303	..	303	303	303
P. Maintenance	152	..	152	152	152
Total ..	52,008	..	52,008	53,363	48,563
(3) <i>Distributaries—</i>					
B. Land
C. Works
L. Earthwork
O. Miscellaneous
P. Maintenance
Total
(5) <i>Special tools and plant—</i>	— 9,221	..	— 9,221	— 9,221	— 9,221
Provision for unforeseen works
Total, Works ..	1,85,879	..	1,85,879	1,87,234	1,82,434
II. ESTABLISHMENT	43,103	..	43,103	42,853	41,653
III. TOOLS AND PLANT	25,710	..	25,710	25,756	25,660
	2,54,692	..	2,54,692	2,55,843	2,49,747
V. <i>Loss—RECEIPTS ON CAPITAL ACCOUNTS.</i>	297	..	297	297	297
Grand Total ..	2,51,395	..	2,51,395	2,55,546	2,49,450
Chargeable to 35. Protective works— Irrigation.	2,49,581	..	2,49,581
Chargeable to 55-A. Irrigation works — 2. Unproductive.	4,814	..	4,814
	2,54,395	..	2,54,395

BHAVANASI TANK—Tank Project—cont.
No. 3.—Revenue Account for and to end of 1926-1927.

Receipts.	TOTAL.			Charges.	TOTAL.		
	Previous.	1926-1927.	Total.		Previous.	1926-1927.	Total.
I. DIRECT RECEIPTS—	RS.	RS.	RS.	I. EXTENSIONS AND IMPROVEMENTS—	RS.	RS.	RS.
5. Receipts from plantations	(1) Head works	61	..	61
6. Receipts from other canal produce	4	4	(2) Main canals and branches	272	..	272
11. Miscellaneous	(3) Distributaries	304	504	808
				(4) Drainage and protective works
				(5) Special tools and plant
				Total ..	637	504	1,141
Total, Revenue realized in Public Works Department	4	4	II. MAINTENANCE AND REPAIRS—			
Irrigation revenue realized in Civil Department ..	20,264	4,602	24,866	(1) Head works	990	..	990
Total, Direct Receipts.	20,624	4,602	24,670	(2) Main canals and branches	12,355	4,933	17,288
II. INDIRECT RECEIPTS—				(3) Distributaries	3,050	..	3,050
Share of land revenue collected in the Civil Department	(4) Drainage and protective works	1,309	..	1,309
				(5) Special tools and plant
Total, Public Works and Civil Department, Revenue ..	20,624	4,606	24,870	Add—Unclassifiable outlay
Net deficit, if any	9,441	2,791	12,232	Total ..	17,704	4,933	22,637
Total ..	29,705	7,397	37,102	Total, Extensions and Improvements and Maintenance and Repairs ..	18,341	5,437	23,778
				IV. ESTABLISHMENT	9,157	1,644	10,801
				V. TOOLS AND PLANT	153	32	185
				VI. REFUNDS OF REVENUE
				Deduct—Recoveries on Revenue account ..	400	..	400
				Total, Direct Charges ..	27,251	7,113	34,364
				Share of collection charges in the Civil Department	1,013	230	1,243
				Indirect charges	1,441	54	1,495
				Total, Direct and Indirect Charges ..	29,705	7,397	37,102
				Balance, net revenue
				Grand Total ..	29,705	7,397	37,102

BHAVANASI TANK—*Tank Project*—cont.

No. 4.—Interest Account for and to end of 1926-1927.

	Amount.		Amount.
	RS.		RS.
Total interest charges to end of 1925-1926	99,991	Net revenue realized to end of 1925-1926	— 9,441
Total interest charges for the year 1926-1927	10,121	Net revenue realized during 1926-1927	— 2,791
		Balance, net interest charges ..	1,22,344
Total ..	1,10,112	Total ..	1,10,112

No. 5.—Account of Indirect Charges for and to end of 1926-1927.

Particulars.	Previous.	1926-1927.	Total.
CAPITAL—	RS.	RS.	RS.
Capitalization of abatement of land revenue.	5,027	..	5,027
Leave and pension allowances	6,034	..	6,034
Audit and accounts	35	..	35
Total ..	11,096	..	11,096
REVENUE—			
Capitalization of abatement of land revenue.
Leave and pension allowances	1,282	..	1,282
Audit and accounts	159	54	213
Total ..	1,441	54	1,495
Grand Total ..	12,537	54	12,591

BHAVANASI TANK—*Tank Project*—cont.

No. 8.—Statement comparing Charges to date with Sanctioned Estimate.

Particulars.	CHARGES AGAINST CLOSED SANCTIONS.			CURRENT SANCTIONS.			Total charges to date against old and current sanctions.	REMARKS.	
	Expenditure against construction estimate.	Expenditure against open canal sanction.	Total.	Charges to date.	Amount of sanctioned estimate.	Unspent balance of estimate.		G.O. No. and date.	Amount of estimate.
<i>Direct Charges.</i>	RS.	RS.	RS.	RS.	RS.	RS.	RS.		RS.
Works	1,82,434	..	1,82,434	3,445	4,800	1,355	1,85,879		
Establishment	41,653	..	41,653	1,450	1,200	— 250	43,103		
Tools and plant	25,660	..	25,660	50	96	46	25,710		
Suspense account		
Total ..	2,49,747	..	2,49,747	4,945	6,096	1,151	2,54,692		
<i>Less—Receipts on Capital account.</i>	166	131	297	297		4,800
Net Total ..	2,49,581	— 131	2,49,450	4,945	6,096	1,151	2,54,395	Mis. 423 I., 5th December 1924.	
<i>Indirect Charges.</i>									
Capitalized abatement of land revenue	5,027	..	5,027	5,027		
Leave and pension allowances ..	5,831	..	5,831	203	..	— 203	6,034		
Audit and accounts	35	..	— 35	35		
Total ..	10,858	..	10,858	238	..	— 238	11,096		
Grand Total ..	2,60,439	— 131	2,60,308	5,183	6,096	913	2,65,491		

HAJIPURAM TANK—*Tank Project.*

No. 2.—Capital Account for and to end of 1926-1927.

Heads of account.	DIRECT CHARGES.			Cost of construction as now estimated (construction estimate closed on 31st March 1911).	Expenditure against closed estimate.
	Previous.	1926-1927.	Total.		
	RS.	RS.	RS.	RS.	RS.
I. WORKS--					
(1) <i>Head Works--</i>					
B. Land	19,227	..	19,227	19,227	19,227
C. Works	28,750	..	28,750	28,750	28,750
K. Buildings	913	..	913	913	913
L. Earthwork	1,66,992	..	1,66,992	1,66,992	1,66,992
P. Maintenance	3,842	..	3,842	3,842	3,842
O. Miscellaneous
Total	2,19,724	..	2,19,724	2,19,724	2,19,724
(3) <i>Distributaries--</i>					
B. Land	1,156	..	1,156	1,156	1,156
C. Works	3,869	..	3,869	3,869	3,869
L. Earthwork	5,421	..	5,421	5,421	5,421
O. Miscellaneous	516	..	516	516	516
Total	10,962	..	10,962	10,962	10,962
Provision for unforeseen works
Total, Works	2,30,686	..	2,30,686	2,30,686	2,30,686
II. ESTABLISHMENT	48,308	..	48,308	48,308	48,308
III. TOOLS AND PLANT
Grand Total	2,78,994	..	2,78,994	2,78,994	2,78,994
V. <i>Loss—RECEIPTS ON CAPITAL ACCOUNT</i>	775	— 555	220	220	220
(a) Net Total	2,78,219	— 555	2,78,774	2,78,774	2,78,774

(a) Chargeable to "43. Minor Works and Navigation—Provincial."

HAJIPURAM TANK—Tank Project—cont.

No. 3.—Revenue Account for and to end of 1926-1927.

Receipts.	TOTAL.			Charges.	TOTAL.		
	Previous.	1926-1927.	Total.		Previous.	1926-1927.	Total.
I. DIRECT RECEIPTS—	RS.	RS.	RS.	I. EXTENSIONS AND IMPROVEMENTS—	RS.	RS.	RS.
Receipts from other canal produce ..	101	..	101	(1) Head works	284	137	421
Miscellaneous ..	8,772	1,125	9,897	(2) Main canals and branches
				(3) Distributaries
				(4) Drainage and protective works	130	..	130
				(5) Special tools and plant
Total, Revenue realized in Public Works Department ..	8,873	1,125	9,998	Total ..	414	137	551
Irrigation Revenue realized in Civil Department ..	35,496	734	36,230	II. MAINTENANCE AND REPAIRS—			
				(1) Head works	2,307	387	2,694
				(2) Main canals and branches	83	..	83
				(3) Distributaries	232	..	232
				(4) Drainage and protective works
				(5) Special tools and plant
				<i>Add—Unclassifiable outlay</i>
Total, Direct Receipts.	44,369	1,859	46,228	Total ..	2,622	387	3,009
II. INDIRECT RECEIPTS—				Total, Extensions and Improvements and Maintenance and Repairs	3,036	524	3,560
Share of land revenue collected in the Civil Department ..	241	15	256	IV. ESTABLISHMENT	1,228	159	1,387
				V. TOOLS AND PLANT	28	3	31
				VI. REFUNDS OF REVENUE
Total, Public Works and Civil Departments, Revenue ..	44,610	1,874	46,484	Total, Direct Charges ..	4,292	686	4,978
				Share of collection charges in the Civil Department ..	1,787	37	1,824
				Indirect charges	292	5	297
Total, Receipts ..	44,610	1,874	46,484	Total, Direct and Indirect Charges ..	6,371	728	7,099
				Balance, net revenue ..	38,239	1,146	39,385
				Grand Total ..	44,610	1,874	46,484

E-I.—Statement of areas irrigated under Irrigation Works classed as Productive and Unproductive for which Capital and Revenue Accounts are kept in the Madras Presidency during the year 1924-25—*cont.*

Name of canal.	Areas charged as irrigated in acres, including waste charged.						
	First crop.		Second crop.		Total.	Both seasons.	Percentage of double cropped area (columns 4 + 5) on the first crop area (columns 2 + 3). (8)
	Flow.	Lift.	Flow.	Lift.			
(1)	(2)	(3)	(4)	(5)	(6)	(7)	(8)
<i>Unproductive.</i>	ACS.	ACS.	ACS.	ACS.	ACS.	ACS.	
Rushikulya system	105,746	2,059	819	434	10,052	328	1.15
Nagavalli river system	25,445	173	1,806	35	27,459	44	7.19
Kuruvool-Cuddapah canal	75,955	651	9,679	51	86,336	3,973	12.70
Barur tank	3,573	25	1,641	3	5,242	261	45.68
Muniyeru system	6,197	74	10	..	6,281	..	16
Peddabayudu tank of Chinnarapalem.	139	139
Jangamaheswarapuram tank	749	2	99	..	850	..	13.18
Atmakur tank	737	..	63	..	800	..	8.55
Dondapad tank	253	1	3	..	257	..	1.18
Kaniampalayam anicut	138	138
Hajipuram tank	603	..	242	..	845	..	40.13
Bhavanasi tank	363	17	81	..	461	..	21.32
Mopad system	2,392	9	829	4	3,234	..	34.69
Venkatapuram tank	149	149
Yellanur tank	728	728
Kocheruvu tank	141	..	12	..	153
Siddhapur tank	352	..	3	..	355	..	8.51
Nagavaram anicut and supply channel.	612	7	416	3	1,038	53	67.69
Panjapatti reservoir	31	..	22	..	53	..	70.97
Ponnalur tank	860	..	217	..	1,077	..	25.23
Anabasamudram tank	999	3	3	..	1,005	..	30
Yerur tank	1,487	3	1	..	1,491	..	107

HAJIPURAM TANK—*Tank Project*—cont.

No. 4.—Interest Account for and to end of 1926-1927.

	Amount.		Amount.
	RS.		RS.
Total interest charges to end of 1926-1926	1,95,121	Net revenue realized to end of 1925-26	38,239
Total interest charges for the year 1926-1927	9,255	Net revenue realized during 1926-1927	1,146
		Balance, net interest charges ..	1,64,991.
Total ..	2,04,376	Total ..	2,04,376

No. 5.—Account of Indirect Charges for and to end of 1926-1927.

Particulars.	Previous.	1926-1927.	Total.
	RS.	RS.	RS.
Capital—			
Capitalization of abatement of land revenue	26,346	..	26,346
Leave and pension allowances	6,763	..	6,763
Total ..	33,109	..	33,109
Revenue—			
Capitalization of abatement of land revenue	165	..	165
Leave and pension allowances	171	..	171
Audit and accounts	16	5	21
Total ..	292	5	297
Grand Total ..	33,401	5	33,406

HAJIPURAM TANK—*Tank Project*—cont.

No. 6.—Statement comparing Charges to date with Sanctioned Estimates.

Particulars.	CHARGES AGAINST CLOSED SANCTIONS.			CURRENT SANCTIONS.			Total charges to date against old and current sanctions.	REMARKS.	
	Expenditure against construction estimate.	Expenditure against open canal sanction.	Total.	Charges to date.	Amount of sanctioned estimate.	Unspent balance of estimate.		G.O. No. and date.	Amount of estimate.
	RS.	RS.	RS.				RS.		
<i>Direct Charges.</i>									
Works	2,28,024	2,652	2,30,686	2,30,686		
Establishment	47,880	428	48,308	48,308		
Tools and plant		
Suspense account		
Total	2,75,904	3,090	2,78,994	2,78,994		
<i>Less—Receipts on Capital account</i>	<i>220</i>	<i>..</i>	<i>220</i>	<i>..</i>	<i>..</i>	<i>..</i>	<i>220</i>		
Net Total	2,75,684	3,090	2,78,774	2,78,774		
<i>Indirect Charges.</i>									
Capitalized abatement of land revenue	25,879	467	26,346	26,346		
Leave and pension allowances	6,703	50	6,753	6,753		
Total	32,582	527	33,109	33,109		
Grand Total	3,08,266	3,617	3,11,883	3,11,883		

PONNALUR TANK—*Tank Project.*

No. 2.—Capital Account for and to end of 1926-1927.

Heads of account.	DIRECT CHARGES.			Cost of construction as now estimated (construction estimate closed on 31st March 1911).	Expenditure against closed estimate.
	Previous.	1926-1927.	Total.		
I. WORKS—	RS.	RS.	RS.	RS.	RS.
(1) <i>Head Works—</i>					
B. Land	20,407	..	20,407	20,407	20,407
C. Works	48,656	..	48,656	48,656	48,656
K. Buildings	411	..	411	411	411
L. Earthwork	73,402	..	73,402	73,402	73,402
O. Miscellaneous	10,211	..	10,211	10,211	10,211
P. Maintenance	1,052	..	1,052	1,052	1,052
Total	1,54,139	..	1,54,139	1,54,139	1,54,139
(2) <i>Main Canals and Branches—</i>					
A. Preliminary expenses..
B. Land
E. Falls and weirs
F. (1) Other cross drainage works
G. Bridges
K. Buildings
L. Earthwork
O. Miscellaneous
P. Maintenance
Total
(3) <i>Distributaries—</i>					
B. Land	812	..	812	812	812
C. Works	3,959	..	3,959	3,959	3,959
L. Earthwork	1,715	..	1,715	1,715	1,715
O. Miscellaneous	638	..	638	638	638
P. Maintenance
Total	7,124	..	7,124	7,124	7,124
Provision for unforeseen works.
Total, Works	1,61,263	..	1,61,263	1,61,263	1,61,263
II. ESTABLISHMENT	31,658	..	31,658	31,658	31,658
III. TOOLS AND PLANT	54	..	54	54	54
Grand Total	1,92,975	..	1,92,975	1,92,975	1,92,975
Chargeable to 43. Minor Works and Navigation—Provincial ..	1,90,997	..	1,90,997
Chargeable to 55—A. Irrigation—2. Unproductive	1,978	..	1,978
Total	1,92,975	..	1,92,975

PONNALUR TANK—Tank Project—cont.
No. 3.—Revenue Account for and to end of 1926-1927.

Receipts.	TOTAL.			Charges.	TOTAL.		
	Previous.	1926-1927.	Total.		Previous.	1926-1927.	Total.
I. DIRECT RECEIPTS--	RS.	RS.	RS.	I. EXTENSIONS AND IMPROVEMENTS--	RS.	RS.	RS.
5. Receipts from plantations	(1) Head works	1,532	1,696	3,228
6. Receipts from other canal produce.	(2) Main canals and branches
11. Miscellaneous ..	176	..	176	(3) Distributaries
				(4) Drainage and protective works
				(5) Special tools and plant
Total, Revenue realized in Public Works Department ..	176	..	176	Total ..	1,532	1,696	3,228
Irrigation revenue realized in Civil Department ..	65,104	2,710	67,814	II. MAINTENANCE AND REPAIRS--			
				(1) Head works	44,420	610	45,030
Total, Direct Receipts.	65,280	2,710	67,990	(2) Main canals and branches	18,071	..	18,071
				(3) Distributaries
II. INDIRECT RECEIPTS--				(4) Drainage and protective works
Share of land revenue collected in the Civil Department	(5) Special tools and plant
				Add—Unclassifiable outlay
Total, Public Works and Civil Departments, Revenue ..	65,280	2,710	67,990	Total ..	62,491	610	63,101
Net deficit, if any.. ..	20,011	467	20,478	Total, Extensions and Improvements and Maintenance and Repairs ..	64,023	2,306	66,329
				IV. ESTABLISHMENT	15,611	698	16,309
				V. TOOLS AND PLANT	113	14	127
				VI. REFUNDS OF REVENUE
				Total, Direct Charges ..	79,747	3,018	82,765
				Share of collection charges in the Civil Department	3,257	136	3,393
				Indirect charges	2,287	23	2,310
				Total, Direct and Indirect Charges	85,291	3,177	88,468
				Balance, net revenue
Total ..	85,291	3,177	88,468	Grand Total ..	85,291	3,177	88,468

ADMINISTRATIVE ACCOUNTS
FOR THE YEAR 1926-1927.

MADRAS PRESIDENCY

PONNALUR TANK—*Tank Project*—cont.

No. 4.—Interest Account for and to end of 1926-1927.

	Amount.		Amount.
	RS.		RS.
Total interest charges to end of 1925-1926	1,34,932	Net revenue realized to end of 1925-1926	— 20,011
Total interest charges for the year 1926-1927	7,001	Net revenue realized during 1926-1927	— 467
		Balance, net interest charges ..	1,62,411
Total ..	1,41,933	Total ..	1,41,933

No. 5.—Account of Indirect Charges for and to end of 1926-1927.

Particulars.	Previous.	1926-1927.	Total.
	RS.	RS.	RS.
CAPITAL—			
Capitalization of abatement of land revenue.	21,230	..	21,230
Leave and pension allowances	4,431	..	4,431
Audit and accounts	13	..	13
Total ..	25,674	..	25,674
REVENUE—			
Leave and pension allowances	2,186	..	2,186
Audit and accounts	101	23	124
Total ..	2,287	23	2,310
Grand Total ..	27,961	23	27,984

PONNALUR TANK—*Tank Project*—cont.

No. 6.—Statement comparing Charges to date with Sanctioned Estimates.

Particulars.	CHARGES AGAINST CLOSED SANCTIONS.			CURRENT SANCTIONS.			Total charges to date against old and current sanctions.	REMARKS.	
	Expenditure against construction estimate.	Expenditure against open canal sanction.	Total.	Charges to date.	Amount of sanctioned estimate.	Unspent balance of estimate.		G.O. No. and date.	Amount of estimate.
<i>Direct charges.</i>	RS.	RS.	RS.	RS.	RS.	RS.	RS.		
Works	1,39,349	21,914	1,61,263	1,61,263		
Establishment	27,013	4,645	31,658	31,658		
Tools and plant	54	54	54		
Suspense account		
Total	1,66,362	26,613	1,92,975	1,92,975	
<i>Less—Receipts on Capital account</i>		
Net Total	1,66,362	26,613	1,92,975	1,92,975		
<i>Indirect charges.</i>									
Capitalized abatement of land revenue	21,230	..	21,230	21,230		
Leave and pension allowances	3,781	650	4,431	4,431		
Audit and accounts	13	13	13		
Total	25,011	663	25,674	25,674		
Grand Total	1,91,373	27,276	2,18,649	2,18,649		

ANAMASAMUDRAM-BERAPERU TANK—*Tank Project.*

No. 2.—Capital Account for and to end of 1926-1927.

Heads of account.	DIRECT CHARGES.			Cost of construction as now estimated (construction estimate closed on 31st March 1910).	Expenditure against closed estimate.
	Previous.	1926-1927.	Total.		
	RS.		RS.	RS.	RS.
I. WORKS—					
(2) <i>Main Canals and Branches—</i>					
B. Land	110	..	110	110	110
C. Works	6,282	..	6,282	6,282	6,282
F. River and hill torrent works.	2,081	..	2,081	2,081	2,081
F. (1) Other cross drainage works	3,311	..	3,311	3,311	3,311
L. Earthwork	46,528	..	46,528	46,528	46,528
O. Miscellaneous	109	..	109	109	109
Total ..	58,421	..	58,421	58,421	58,421
Provision for unforeseen works
Total, Works ..	58,421	..	58,421	58,421	58,421
II. ESTABLISHMENT	13,266	..	13,266	13,266	13,266
III. TOOLS AND PLANT
Grand Total ..	71,687	..	71,687	71,687	71,687
V. <i>Less—RECEIPTS ON CAPITAL ACCOUNT</i>
(a) Net Total ..	71,687	..	71,687	71,687	71,687

(a) Chargeable to "43. Minor Works and Navigation - Provincial."

ANAMASAMUDRAM-BERAPERU TANK—*Tank Project*—cont.

No. 3.—Revenue Account for and to end of 1926-1927.

Receipts.	TOTAL.			Charges.	TOTAL.		
	Previous.	1926-1927.	Total.		Previous.	1926-1927.	Total.
I. DIRECT RECEIPTS—	RS.	RS.	RS.	I. EXTENSIONS AND IMPROVEMENTS—	RS.	RS.	RS.
6. Receipts from other canal produce	(1) Head works	388	388
9. Rents of buildings	(2) Main canals and branches
11. Miscellaneous	32	..	32	(3) Distributaries
Total, Revenue realized in Public Works Department	32	..	32	(4) Drainage and protective works
Irrigation Revenue realized in Civil Department	3,529	— 2,898	631	(5) Special tools and plant..
Total, Direct Receipts ..	3,561	— 2,898	663	Total	388	388
II. INDIRECT RECEIPTS—				II. MAINTENANCE AND REPAIRS—			
Share of land revenue collected in the Civil Department	18	1	19	(1) Head works	901	3,390	3,691
				(2) Main canals and branches ..	3,205	..	3,205
				(3) Distributaries
				(4) Drainage and protective works
				(5) Special tools and plant
				<i>Add</i> —Unclassifiable outlay
				Total ..	3,506	3,390	6,896
				Total, Extensions and Improvements and Maintenance and Repairs	3,506	3,778	7,284
				IV. ESTABLISHMENT	821	1,142	1,963
				V. TOOLS AND PLANT	6	22	27
				VI. REFUNDS OF REVENUE
				Total, Direct Charges ..	4,332	4,942	9,274
				Share of collection charges in the Civil department	179	— 145	34

Total, Public Works and Civil Departments, Revenue	3,579	- 2,897	682	Indirect charges	121	38	159
				Total, Direct and Indirect Charges.	4,632	4,835	9,467
				* Deduct—			
				Old maintenance charges saved to Government	8,706	843	9,549
				Net Total ..	- 4,074	3,992	- 82
				Balance, net revenue ..	7,653	- 6,889	764
Total, Receipts ..	3,579	- 2,897	682	Grand Total ..	3,579	- 2,897	682

* Direct—								Rs.
Extensions and improvements								28
Maintenance and Repairs								612
Establishment								194
Tools and Plant								3
								—
								837
Indirect								6
								—
								843
								—

ANAMASAMUDRAM-BERAPERU TANK—*Tank Project*—cont.

No. 4.—Interest Account for and to end of 1926-1927.

	Amount.		Amount.
	RS.		RS.
Total interest charges to end of 1925-1926.	46,561	Net revenue realized to end of 1925-1926.	7,653
Total interest charges for the year 1926-1927.	2,384	Net revenue realized during 1926-1927.	-6,889
		Balance, net interest charges ..	48,181
Total ..	48,945	Total ..	48,945

No. 5.—Account of Indirect Charges for and to end of 1926-1927.

Particulars.	Previous.	1926-1927.	Total.
CAPITAL—	RS.	RS.	RS.
Capitalization of abatement of land revenue ..	30	..	30
Leave and pension allowances	1,856	..	1,856
Total ..	1,886	..	1,886
REVENUE—			
Leave and pension allowances	115	..	115
Audit and Accounts	6	38	44
Total ..	121	38	159
Grand Total ..	2,007	38	2,045

E-1.—Statement of areas irrigated under Irrigation Works classed as Productive and Unproductive for which Capital and Revenue Accounts are kept in the Madras Presidency during the year 1924-25—cont.

Name of canal. (1)	Areas charged as irrigated in acres.						
	First crop.		Second crop.		Total. (6)	Both seasons. (7)	Percentage of double cropped area (columns 4 + 5) on the first crop area (columns 2 + 3, (8)
	Flow. (2)	Lift. (3)	Flow. (4)	Lift. (5)			
<i>Unproductive—cont.</i>	ACS.	ACS.	ACS.	ACS.	ACS.	ACS.	
Sagilera system	4,325	141	1,630	16	6,112	176	36.86
Cumbum tank	5,554	179	3,223	8	8,964	157	56.36
Markapur tank	1,524	33	524	..	2,081	..	33.65
Madras water-supply and irrigation system.	7,165	370	1,100	62	8,697	198	15.42
Palandorai anicut system	12,261	193	248	30	12,732	111	2.23

Godavari delta	<i>First crop.</i> 1st June to 30th Nov.	<i>Second crop.</i> 1st Jan. to 30th April.
Kistna delta and Divi Pumping system	Do.	Do.
Penner river canals	1st July to 31st Dec.	1st Jan. to 31st March.
Kurnool-Cuddapah canal	1st June to 30th Nov.	1st Dec. to 31st March.
Cauvery delta	<i>First crop.</i> 1st June to 31st Oct.	<i>Second crop.</i> 1st Nov. to 29th Feb.
Srivaikuntam anicut	Do.	1st Nov. to 31st March.
Periyar system	1st Oct. to 15th March.	1st June to 30th Sep.

The above information regarding the periods is only very roughly approximate, for there is not any well-marked division between the first and second crops which in many places actually overlap, some of the so-called second crop being planted, while some of the so-called first crop is still on the ground and taking water.

ANAMASAMUDRAM-BERAPERU TANK—*Tank Project*—cont.

No. 6.—Statement comparing Charges to date with Sanctioned Estimates.

Particulars.	CHARGES AGAINST CLOSED SANCTIONS.			CURRENT SANCTIONS.			Total charges to date against old and current sanctions.	REMARKS	
	Expenditure against construction estimate.	Expenditure against open canal sanction.	Total.	Charges to date.	Amount of sanctioned estimate.	Unspent balance of estimate.		G.O. No. and date.	Amount of estimate
<i>Direct Charges.</i>	RS.	RS.	RS.				RS.		
Works	52,139	6,282	58,421	58,421		
Establishment	11,915	1,351	13,266	13,266		
Tools and plant		
Suspense account		
Total ..	64,054	7,633	71,687	71,687		
Less—Receipts on Capital account		
Net Total ..	64,054	7,633	71,687	71,687		
<i>Indirect Charges.</i>									
Capitalized abatement of land revenue ..	30	..	30	30		
Leave and pension allowances	1,667	189	1,856	1,856		
Total ..	1,697	189	1,886	1,886		
Grand Total ..	66,751	7,822	73,573	73,573		

MOPAD PROJECT—Canal Project.

No. 2.—Capital Account for and to end of 1926-1927.

Heads of account.	DIRECT CHARGES.			Cost of construction as now estimated.	Expenditure against closed estimate
	Previous.	1926-1927.	Total.		
I. WORKS—					
(1) <i>Head works—</i>	RS.		RS.	RS.	
A. Preliminary expenses ..	13,472	..	13,472	13,548	..
B. Land	83,111	..	83,111	83,123	..
C. Works	44,034	..	44,034	44,035	..
K. Buildings	21,808	..	21,808	21,661	..
L. Earthwork	11,95,416	..	11,95,416	11,87,373	..
N. Tanks and reservoirs
O. Miscellaneous	15,296	..	15,296	14,834	..
P. Maintenance	23,618	..	23,618	24,000	..
Unforeseen works
Total ..	13,96,755	..	13,96,755	13,88,574	..
(2) <i>Main Canals and Branches—</i>					
A. Preliminary expenses ..	1,938	..	1,938	1,938	..
B. Land	12,812	..	12,812	12,812	..
D. Regulators	15,778	..	15,778	15,777	..
E. Falls and weirs	21,158	..	21,158	21,168	..
F. (1) Other cross drainage works.	1,44,666	..	1,44,666	1,44,664	..
G. Bridges	13,753	..	13,753	13,754	..
K. Buildings	2,988	..	2,988	3,000	..
L. Earthwork	91,758	..	91,758	91,750	..
O. Miscellaneous	5,217	..	5,217	5,232	..
P. Maintenance	4,732	..	4,732	4,650	..
Unforeseen works
Total ..	3,14,800	..	3,14,800	3,14,745	..
(3) <i>Distributaries—</i>					
A. Preliminary expenses ..	2,389	..	2,389	2,389	..
B. Land	5,056	..	5,056	5,056	..
C. Works	6,118	..	6,118	6,107	..
G. Bridges	287	..	287	287	..
L. Earthwork	9,990	..	9,990	9,989	..
O. Miscellaneous	2,701	..	2,701	2,702	..
Total ..	26,541	..	26,541	26,530	..
(5) <i>Special tools and plant—</i>					
Provision for unforeseen works.
Total, Works ..	16,66,575	..	16,66,575	18,51,204	..
II. ESTABLISHMENT	3,20,381	..	3,20,381	3,45,827	..
III. TOOLS AND PLANT	2,34,213	..	2,34,213	24,643	..
Grand Total ..	22,21,169	..	22,21,169	22,21,674	..
V. Less—RECEIPTS ON CAPITAL ACCOUNT.	27,894	..	27,894	24,674	..
(a) Net total ..	21,93,275	..	21,93,275	21,97,000	..
Chargeable to 35. Protective Works— Irrigation.	22,09,835	..	22,09,835
Chargeable to 55. Irrigation Works— Unproductive.	— 16,560	..	— 16,560
Total ..	21,93,275	..	21,93,275

MOPAD PROJECT—*Canal Project*—cont.

No. 3.—Revenue Account for and to end of 1926-1927.

Receipts.	TOTAL.			Charges.	TOTAL.		
	Previous.	1926-1927.	Total.		Previous.	1926-1927.	Total.
I. DIRECT RECEIPTS—	RS.	RS.	RS.	I. EXTENSIONS AND IMPROVEMENTS—	RS.	RS.	RS.
6. Receipts from other canal produce ..	5	11	16	(1) Head works	135	135
9. Rent of buildings	393	162	555	(2) Main canals and branches ..	30	454	484
11. Miscellaneous	2,584	237	2,821	(3) Distributaries
Total, Revenue realized in the Public Works Department.	2,982	410	3,392	(4) Drainage and protective works
Irrigation Revenue realized in Civil Department.	1,00,411	33,394	1,33,805	(5) Special tools and plant
Total, Direct Receipts ..	1,03,393	33,804	1,37,197	Total ..	30	589	619
II. Indirect Receipts—Share of Land Revenue collected in the Civil Department.	17,680	4,367	22,047	II. MAINTENANCE AND REPAIRS—			
Total, Public Works and Civil Departments, Revenue.	1,21,078	38,171	1,59,244	(1) Head works	4,349	3,273	7,622
Total, Receipts ..	1,21,078	38,171	1,59,244	(2) Main canals and branches ..	9,876	3,396	13,272
				(3) Distributaries	4,790	3,042	7,832
				(4) Drainage and protective works
				(5) Special tools and plant
				Total ..	19,015	9,711	28,726
				Total, Extensions and Improvements and Maintenance and Repairs ..	19,045	10,300	29,345
				IV. ESTABLISHMENT	8,046	3,115	11,161
				V. TOOLS AND PLANT	227	61	288
				VI. REFUNDS OF REVENUE
				Total, Direct Charges ..	27,318	13,476	40,794
				Share of collection charges in the Civil Department.	5,020	1,670	6,690
				Indirect charges	1,317	103	1,420
				Total, Direct and Indirect Charges ..	33,655	15,249	48,904
				Balance, net revenue ..	87,418	22,922	1,10,340
				Grand Total ..	1,21,073	38,171	1,59,244

MOPAD PROJECT—*Canal Project*—cont.

No. 4.—Interest Account for and to end of 1926-1927.

	Amount.		Amount.
	RS.		RS.
Total interest charges to end of 1925-1926	9,94,605	Net revenue realized to end of 1925-1926	87,418
Total interest charges for the year 1926-1927	84,905	Net revenue realized during 1926-1927	22,922
		Balance, net interest charges ..	9,69,070
Total ..	10,79,410	Total ..	10,79,410

No. 5.—Account of Indirect Charges for and to end of 1926-1927.

Particulars.	Previous.	1926-1927.	Total.
	RS.	RS.	RS.
CAPITAL—			
Capitalization of abatement of land revenue.	51,698	..	51,698
Leave and pension allowances	44,856	..	44,856
Audit and accounts	— 132	..	— 132
Total ..	96,422	..	96,422
REVENUE—			
Capitalization of abatement of land revenue.
Leave and pension allowances	1,126	..	1,126
Audit and accounts	191	103	294
Total ..	1,317	103	1,420
Grand Total ..	97,739	103	97,842

MOPAD PROJECT—Canal Project—cont.

No. 6.—Statement comparing Charges to date with Sanctioned Estimates.

Particulars.	CHARGES AGAINST CLOSED SANCTIONS.			CURRENT SANCTIONS.			Total charges to date against old and current sanctions.	REMARKS.	
	Expenditure against construction estimate.	Expenditure against open canal sanction.	Total.	Charges to date.	Amount of sanctioned estimate.	Unspent balance of estimate.		G.O. No. and date.	Amount of estimate.
<i>Direct charges.</i>				RS.	RS.	RS.		<i>Direct charges.</i>	RS.
Works	16,66,575	18,51,204	1,84,629	..	149 L., 12th May 1921.	18,51,204
Establishment	3,20,381	3,45,827	25,446	..		
Tools and plant	2,34,213	24,643	-2,09,570	..		
Expense account		
Total	22,21,169	22,21,674	505	..	Indirect charges.	1,00,000
Less—Receipts on Capital account	27,894	24,674	— 3,220	..		
Net Total	21,93,275	21,97,000	3,725	..		
<i>Indirect charges.</i>									
Capitalized abatement of land revenue.	51,698	51,584	— 114	..		
Leave and pension allowances	44,856	48,416	3,560	..		
Audit and accounts	— 132	..	132	..		
Total	96,422	1,00,000	3,578	..		
Grand Total	22,89,697	22,97,000	7,308	..		

YERUR TANK—*Tank Project.*

No. 2.—Capital Account for and to end of 1926-1927.

Heads of account.	DIRECT CHARGES.			Cost of construction as now estimated (construction estimate closed on 31st March 1907).	Expenditure against closed estimate.
	Previous.	1926-1927.	Total.		
I. WORKS—	RS.		RS.	RS.	RS.
(1) <i>Head Works—</i>					
B. Land
C. Works	10,767	..	10,767	10,767	10,767
K. Buildings
L. Earthwork	39,452	..	39,452	39,452	39,452
O. Miscellaneous
Total	50,219	..	50,219	50,219	50,219
(3) <i>Distributaries—</i>					
B. Land
C. Works
L. Earthwork
O. Miscellaneous
Total
Provision for unforeseen works.
Total, Works	50,219	..	50,219	50,219	50,219
II ESTABLISHMENT	11,522	..	11,522	11,522	11,522
III. TOOLS AND PLANT
Grand Total	61,741	..	61,741	61,741	61,741
V. <i>Less—RECEIPTS ON CAPITAL ACCOUNT.</i>
(a) Net Total	61,741	..	61,741	61,741	61,741

(a) Chargeable to "43. Minor Works and Navigation—Provincial."

YERUR TANK—Tank Project—cont.
No. 3.—Revenue Account for and to end of 1926–1927.

Receipts.	TOTAL.			Charges.	Total.		
	Previous.	1926–1927.	Total.		Previous.	1926–1927.	Total.
	RS.	RS.	RS.		RS.	RS.	RS.
I. DIRECT RECEIPTS—				I. EXTENSIONS AND IMPROVEMENTS—			
6. Receipts from other canal produce	(1) Head works	235	..	235
9. Rents of buildings.	(2) Main canals and branches
11. Miscellaneous	(3) Distributaries
				(4) Drainage and protective works
				(5) Special tools and plant
				Total ..	235	..	235
Total, Revenue realized in Public Works Department	II. MAINTENANCE AND REPAIRS—			
				(1) Head works	13,940	228	14,168
Irrigation Revenue realized in Civil Department ..	39,049	— 1,201	37,848	(2) Main canals and branches
Total, Direct Receipts.	39,049	— 1,201	37,848	(3) Distributaries
				(4) Drainage and protective works
II. INDIRECT RECEIPTS—				(5) Special tools and plant
Share of land revenue collected in the Civil Department ..	809	64	873	Total ..	13,940	228	14,168
Total, Public Works and Civil Departments, Revenue ..	39,858	— 1,137	38,721	Total, Extensions and Improvements and Maintenance and Repairs	14,175	228	14,403
				IV. ESTABLISHMENT	2,762	68	2,830
Total, Receipts ..	39,858	— 1,137	38,721	V. TOOLS AND PLANT	72	1	73
				VI. REFUNDS OF REVENUE
				Total, Direct Charges ..	17,009	297	17,306
				Share of collection charges in the Civil Department ..	1,994	— 57	1,937
				Indirect charges	397	2	399
				Total, Direct and Indirect Charges	19,400	242	19,642
				Balance, net revenue	20,458	— 1,379	19,079
				Grand Total ..	39,858	— 1,137	38,721

YERUR TANK—*Tank Project*—cont.

No. 4.—Interest Account for and to end of 1926-1927.

	Amount.		Amount.
	RS.		RS.
Total interest charges to end of 1926-1926	44,971	Net revenue realized to end of 1926-1926	20,458
Total interest charges for the year 1926-1927	2,053	Net revenue realized during 1926-1927	- 1,379
		Balance, net interest charges ..	27,945
Total ..	47,024	Total ..	47,024

No. 5.—Account of Indirect Charges for and to end of 1926-1927.

Particulars.	Previous.	1926-1927.	Total.
CAPITAL—	RS.	RS.	RS.
Leave and pension allowances ..	1,612	..	1,612
Total ..	1,612	..	1,612
REVENUE—			
Leave and pension allowances ..	387	..	387
Audit and accounts	10	2	12
Total ..	397	2	399
Grand Total ..	2,009	2	2,011

YERUR TANK—*Tank Project*—cont.

No. 6.—Statement comparing Charges to date with Sanctioned Estimates.

Particulars.	CHARGES AGAINST CLOSED SANCTIONS.			CURRENT SANCTIONS.			Total charges to date against old and current sanctions.	REMARKS.	
	Expenditure against construction estimate.	Expenditure against open canal sanction.	Total.	Charges to date.	Amount of sanctioned estimate.	Unspent balance of estimate.		G.O. No. and date.	Amount of estimate.
<i>Direct Charges.</i>	RS.	RS.	RS.				RS.		
Works	48,803	1,916	50,219	50,219		
Establishment	11,110	412	11,522	11,522		
Tools and plant		
Suspense account		
Total ..	59,413	2,328	61,741	61,741		
<i>Less—</i> Receipts on capital account		
Net Total ..	59,413	2,328	61,741	61,741		
<i>Indirect Charges.</i>									
Capitalized abatement of land revenue		
Leave and pension allowances	1,555	57	1,612	1,612		
Total ..	1,555	57	1,612	1,612		
Grand Total ..	60,968	2,385	63,353	63,353		

VAMULA TANK—*Tank Project.*

No. 2.—Capital Account for and to end of 1926-1927.

Heads of account.	DIRECT CHARGES.			Cost of construction as now estimated (construction estimate closed on 31st March 1905).	Expenditure against closed estimate.
	Previous.	1926-1927.	Total.		
I. WORKS—	RS.		RS.	RS.	RS.
(1) <i>Head Works—</i>					
B. Land	2,153	..	2,153	2,153	2,153
C. Works	4,218	..	4,218	4,218	4,218
K. Buildings
L. Earthwork	42,903	..	42,903	42,903	42,903
O. Miscellaneous	281	..	281	281	281
Total	49,555	..	49,555	49,555	49,555
(2) <i>Distributaries—</i>					
B. Land
C. Works	89	..	89	89	89
L. Earthwork	1,317	..	1,317	1,317	1,317
O. Miscellaneous
Total	1,406	..	1,406	1,406	1,406
Provision for unforeseen works
Total, Works	50,961	..	50,961	50,961	50,961
II. ESTABLISHMENT	11,225	..	11,225	11,225	11,225
III. TOOLS AND PLANT
Grand Total	62,186	..	62,186	62,186	62,186
V. <i>Less—RECEIPTS ON CAPITAL ACCOUNT.</i>
(a) Net Total	62,186	..	62,186	62,186	62,186

(a) Chargeable to "43. Minor Works and Navigation—Provincial."

I.—Statement of areas irrigated under Irrigation Works classed as Productive and Unproductive for which Capital and Revenue Accounts are kept in the Madras Presidency during the year 1924-25—cont.

Name of canal.	Average discharge, cubic feet per second.				Areas irrigated per cubic foot per second.				Cubic feet of water supplied at head for each acre of land irrigated during the year.	
	At head.		Utilized.		Discharge at head.		Utilized.		First crop.	Second crop.
	First crop.	Second crop.	First crop.	Second crop.	First crop.	Second crop.	First crop.	Second crop.		
	(9)	(10)	(11)	(12)	(13)	(14)	(15)	(16)	(17)	(18)
<i>Productive—cont.</i>										
Ganjām minor rivers system
Gōdāvari delta system	8,115	4,706	95	45	170,746	277,770
Kistna do.	6,454	..	4,694	..	118	156,708	..
Divi pumping system
Penner river canals system
Arkenkota channel
Thadapalli do.
Kalingarayan do.
Palar anicut system
Chembrambakam tank
Valtur anicut system
Poiney do.
Cheygar do.
Tirukkōyilur anicut system
Shatiatope do.
Mehamattur do.
Vridhbachalam do.
Toludur project
Lower Coleroon do.
Cauvery delta system
Nandiyar channel system
Periyar system
Srivaikuntem anicut system
Marudur anicut system

VAMULA TANK—*Tank Project*—cont.
No. 3.—Revenue Account for and to end of 1926–1927.

Receipts.	TOTAL.			Charges.	TOTAL.		
	Previous.	1926–1927.	Total.		Previous.	1926–1927.	Total.
I. DIRECT RECEIPTS—	RS.		RS.	I. EXTENSIONS AND IMPROVEMENTS—	RS.		RS.
6. Receipts from other canal produce	(1) Head works
9. Rents of buildings	(2) Main canals and branches ..	306	..	306
11. Miscellaneous	(3) Distributaries	148	..	148
				(4) Drainage and protective works
				(5) Special tools and plant
				Total ..	454	..	454
Total, Revenue realized in Public Works Department	II. MAINTENANCE AND REPAIRS—			
Irrigation revenue realized in Civil Department	(1) Head works
				(2) Main canals and branches
				(3) Distributaries
				(4) Drainage and protective works
				(5) Special tools and plant
				<i>Add—Unclassifiable outlay</i>
				Total
Total, Direct Receipts	Total, Extensions and Improvements and Maintenance and Repairs ..	454	..	454
II. INDIRECT RECEIPTS—				IV. ESTABLISHMENT	34	..	34
Share of land revenue collected in the Civil Department	V. TOOLS AND PLANT
Total, Public Works and Civil Departments, Revenue	VI. REFUNDS OF REVENUE
				Total, Direct Charges ..	486	..	486
Net deficit, if any ..	493	..	493	Share of collection charges in the Civil Department
Total ..	493	..	493	Indirect Charges	5	..	5
				Total, Direct and Indirect Charges.	493	..	493
				Balance, net revenue
				Grand Total ..	493	..	493

VAMULA TANK—*Tank Project*—cont.

No. 4.—Interest Account for and to end of 1926-1927.

	Amount.		Amount.
	RS.		RS.
Total interest charges to end of 1925-1926.	48,700	Net revenue realized to end of 1925-1926.	— 493
Total interest charges for the year 1926-1927.	2,068	Net revenue realized during 1926-1927.	..
		Balance, net interest charges.	51,261
Total ..	50,768	Total ..	50,768

No. 5.—Account of Indirect Charges for and to end of 1926-1927.

Particulars.	Previous.	1926-1927.	Total.
CAPITAL—	RS.		RS.
Leave and pension allowances ..	1,571	..	1,571
Total ..	1,571	..	1,571
REVENUE—			
Leave and pension allowances ..	5	..	5
Audit and accounts
Total ..	5	..	5
Grand Total ..	1,576	..	1,576

VAMULA TANK—Tank Project—cont.
No. 6.—Statement comparing Charges to date with Sanctioned Estimates.

Particulars.	CHARGES AGAINST CLOSED SANCTIONS.			CURRENT SANCTIONS.			Total charges to date against old and current sanctions.	REMARKS.	
	Expenditure against construction estimate.	Expenditure against open canal sanction.	Total.	Charges to date.	Amount of sanctioned estimate.	Unspent balance of estimate.		G.O. No. and date.	Amount of estimate.
	RS.	RS.	RS.	RS.	RS.	RS.	RS.		
<i>Direct Charges.</i>									
Works	50,961	..	50,961	50,961		
Establishment	11,225	..	11,225	11,225		
Tools and plant		
Suspense account		
Total ..	62,186	..	62,186	62,186		
<i>Less—Receipts on Capital Account</i>		
Net Total ..	62,186	..	62,186	62,186		
<i>Indirect Charges.</i>									
Capitalized abatement of land revenue	1,571	..	1,571	1,571		
Leave and pension allowances		
Total ..	1,571	..	1,571	1,571		
Grand Total ..	63,757	..	63,757	63,757		

BARUR TANK—*Tank Project.*

No. 2.—Capital Account for and to end of 1926–1927.

Heads of account.	DIRECT CHARGES.			Cost of construction as now estimated (construction estimate closed on 31st March 1891).	Expenditure against closed estimate.
	Previous.	1926–1927.	Total.		
I. WORKS—	RS.		RS.	RS.	RS.
(1) <i>Head Works—</i>					
A. Preliminary expenses ..	739	..	739	739	739
B. Land	11,573	..	11,573	11,573	11,573
C. Works	23,817	..	23,817	23,817	23,817
K. Buildings	4,621	..	4,621	4,621	4,621
O. Miscellaneous	4,568	..	4,568	4,568	4,568
P. Maintenance	355	..	355	355	355
Total ..	45,673	..	45,673	45,673	45,673
(2) <i>Main Canals and Branches—</i>					
B. Land	296	..	296	296	296
C. Works	2,323	..	2,323	2,323	2,323
D. Regulators	24,620	..	24,620	24,620	24,620
E. Falls and Weirs
F. (1) Other cross drainage works.	4,053	..	4,053	4,053	4,053
G. Bridges	5,270	..	5,270	5,270	5,270
I. Earthwork	82,550	..	82,550	82,550	82,550
N. Tanks and reservoirs ..	1,879	..	1,879	1,879	1,879
O. Miscellaneous	4,684	..	4,684	4,684	4,684
Total ..	1,25,675	..	1,25,675	1,25,675	1,25,675
(2-A) <i>Reservoirs—</i>					
C. Works	2,949	..	2,949	2,949	2,949
L. Earthwork	66,826	..	66,826	66,826	66,826
Total ..	69,775	..	69,775	69,775	69,775
(3) <i>Distributaries—</i>					
B. Land	897	..	897	897	897
C. Works	40,038	..	40,038	40,038	40,038
L. Earthwork	53,279	..	53,279	53,279	53,279
N. Tanks and reservoirs ..	428	..	428	428	428
Total ..	94,642	..	94,642	94,642	94,642
(6) Special tools and plant
Provision for unforeseen works
Total, Works ..	3,35,765	..	3,35,765	3,35,765	3,35,765

BARUR TANK—*Tank Project*—cont.

No. 2.—Capital Account for and to end of 1926-1927—cont.

Heads of account.	DIRECT CHARGES.			Cost of construction as now estimated (construction estimate closed on 31st March 1891).	Expenditure against closed estimate.
	Previous.	1926-1927.	Total.		
II. ESTABLISHMENT	RS. 76,701	RS. 76,701	RS. 76,701	RS. 76,701
III. TOOLS AND PLANT	6,931	6,931	6,931	6,931
Grand Total ..	4,19,397	4,19,397	4,19,397	4,19,397
V. Less—RECEIPTS ON CAPITAL ACCOUNT.	22	22	22	22
(a) Net Total ..	4,19,375	4,19,375	4,19,375	4,19,375

	RS.
(a) Chargeable to 49. Irrigation	4,02,175
Do. to 43. Minor Works and Navigation—Provincial.	17,199
Total ..	<u>4,19,375</u>

BARUR TANK—*Tank Project*—cont.

No. 3.—Revenue Account for and to end of 1926-1927.

Receipts.	TOTAL.			Charges.	TOTAL.		
	Previous.	1926-1927.	Total.		Previous.	1926-1927.	Total.
	RS.	RS.	RS.		RS.	RS.	RS.
I. DIRECT RECEIPTS—				I. EXTENSIONS AND IMPROVEMENTS—			
5. Receipts from plantations ..	41	..	41	(1) Head works	4,441	..	4,441
6. Receipts from other canal produce ..	13,540	1,038	14,578	(2) Main canals and branches	18,186	23	18,209
9. Rents of buildings.	651	69	720	(3) Distributaries	2,561	..	2,561
11. Miscellaneous ..	1,828	..	1,828	(4) Drainage and protective works	1,661	..	1,661
Deduct Refunds ..	97	..	97	(5) Special tools and plant
Total, Revenue realized in Public Works Department ..	15,963	1,107	17,070	Total ..	26,849	23	26,872
Irrigation Revenue realized in Civil Department ..	4,82,910	11,482	4,94,392	II. MAINTENANCE AND REPAIRS—			
Total, Direct Receipts ..	4,98,673	12,589	5,11,462	(1) Head works	20,698	118	20,716
				(2) Main canals and branches	1,08,902	3,174	1,12,076
				(3) Distributaries	10,067	..	10,067
				(4) Drainage and protective works	666	..	666
				(5) Special tools and plant
				Total ..	1,40,233	3,292	1,43,525
				Total, Extensions and Improvements and Maintenance and Repairs	1,67,082	3,315	1,70,397
				IV. ESTABLISHMENT	63,791	768	64,559
				V. TOOLS AND PLANT	524	— 11	513
				VI. REFUNDS OF REVENUE	54	..	54
				<i>Deduct—Recoveries on revenue account</i>	<i>..</i>	<i>19</i>	<i>19</i>
				Total, Direct Charges ..	2,31,451	4,053	2,35,504
				Share of collection charges in the Civil Department	24,220	576	24,796
				Indirect charges	9,230	33	9,263
				Total, Direct and Indirect Charges ..	2,64,901	4,662	2,69,563
				Balance, Net revenue ..	2,44,708	8,426	2,53,134
Total, Receipts ..	5,09,609	13,088	5,22,697	Grand Total ..	5,09,609	13,088	5,22,697

BARUR TANK—*Tank Project*—cont.

No. 4.—Interest Account for and to end of 1926-1927.

	Amount.		Amount.
	RS.		RS.
Total interest charges to end of 1926-1926	6,05,546	Net revenue realized to end of 1925-1926	2,44,708
Total interest charges for the year 1926-1927	13,945	Net revenue realized during 1926-1927	8,426
		Balance net interest charges.	3,66,557
Total ..	6,19,491	Total ..	6,19,491

No. 5.—Account of Indirect Charges for and to end of 1926-1927.

Particulars.	Previous.	1926-1927.	Total.
	RS.	RS.	RS.
CAPITAL—			
Capitalization of abatement of land revenue	13,000	..	13,000
Leave and pension allowances	10,738	..	10,738
Audit and accounts
Total ..	23,738	..	23,738
REVENUE—			
Capitalization of abatement of land revenue	130	..	130
Leave and pension allowances	8,931	..	8,931
Audit and accounts	169	33	202
Total ..	9,230	33	9,263
Grand Total ..	32,968	33	33,001

BARUR TANK—*Tank Project*—cont.

No. 6.—Statement comparing Charges to date with Sanctioned Estimates.

Particulars.	CHARGES AGAINST CLOSED SANCTIONS.			CURRENT SANCTIONS.			Total charges to date against old and current sanctions.	Remarks.
	Expenditure against construction estimate.	Expenditure against open canal sanctions.	Total.	Charges to date.	Amount of sanctioned estimate.	Unspent balance of estimate.		
<i>Direct Charges.</i>	RS.	RS.	RS.				RS.	
Works	3,11,681	24,084	3,35,765	3,35,765	
Establishment	71,683	5,018	76,701	76,701	
Tools and plant	6,883	48	6,931	6,931	
Suspense account	
Total	3,90,247	29,150	4,19,397	4,19,397	
Less—Receipts on Capital Account	22	..	22	22	
Net Total	3,90,225	29,150	4,19,375	4,19,375	
<i>Indirect Charges.</i>								
Capitalized abatement of land revenue	12,056	944	13,000	13,000	
Leave and pension allowances	10,036	702	10,738	10,738	
Total	22,092	1,646	23,738	23,738	
Grand Total	4,12,317	30,796	4,43,113	4,43,113	

KANNIAMPALAIYAM ANICUT—*Tank Project.*

No. 2.—Capital Account for and to end of 1926-1927.

Heads of account.	DIRECT CHARGES.			Construc- tion estimate closed on 31st March 1922.	Expendi- ture against closed estimate.
	Previous.	1926-1927.	Total.		
I. WORKS—	RS.		RS.	RS.	RS.
(1) <i>Head Works</i> —					
A. Preliminary expenses	1,762	..	1,762	1,762	1,762
B. Land
C. Works	73,244	..	73,244	73,244	73,244
K. Buildings
L. Earthwork
O. Miscellaneous
Total	75,006	..	75,006	75,006	75,006
(2) <i>Main Canals and Branches</i> —					
A. Preliminary expenses
B. Land
C. Works	1,144	..	1,144	1,144	1,144
D. Regulators
F. Rivers and bill torrents
F. (1) Other cross drainage works	11,776	..	11,776	11,776	11,776
G. Bridges
K. Buildings	1,000	..	1,000	1,000	1,000
L. Earthwork	8,465	..	8,465	8,465	8,465
O. Miscellaneous
P. Maintenance
Total	22,385	..	22,385	22,385	22,385
(3) <i>Distributaries</i> —					
B. Land
C. Works
L. Earthwork
O. Miscellaneous
P. Maintenance
Total
(5) Special tools and plant
Provision for unforeseen works
Total, Works	97,391	..	97,391	97,391	97,391
II. ESTABLISHMENT	27,035	..	27,035	27,035	27,035
III. TOOLS AND PLANT	495	..	495	495	495
Grand Total	1,24,921	..	1,24,921	1,24,921	1,24,921
V. <i>Less Receipts on Capital account.</i>
Net Total	1,24,921	..	1,24,921	1,24,921	1,24,921
Chargeable to "43. Irrigation—Pro- vincial."	1,15,679	..	1,15,679
Chargeable to "55-A. Irrigation Works—2. Unproductive."	9,242	..	9,242
Total	1,24,921	..	1,24,921

KANNIAMPALAIYAM ANICUT—*Tank Project*—cont.

No. 3.—Revenue Account for and to end of 1926-1927.

Receipts.	TOTAL.			Charges.	TOTAL.		
	Previous.	1926-1927.	Total.		Previous.	1926-1927.	Total.
I. DIRECT RECEIPTS—	RS.	RS.	RS.	I. EXTENSIONS AND IMPROVEMENTS—	RS.	RS.	RS.
1. Water-rates ..	8,000	4,000	12,000	(1) Head works	248	248
6. Receipts from other canal produce	(2) Main canals and branches
9. Rent of buildings	(3) Distributaries
11. Miscellaneous	(4) Drainage and protective works
				(5) Special tools and plant
Total, Revenue realized in the Public Works Department ..	8,000	4,000	12,000	Total	248	248
Irrigation Revenue realized in Civil Department	II. MAINTENANCE AND REPAIRS—			
				(1) Head works	12,095	2,053	14,148
Total, Direct receipts ..	8,000	4,000	12,000	(2) Main canals and branches
				(3) Distributaries
II. Indirect receipts—Share of Land Revenue collected in the Civil Department	(4) Drainage and protective works
				(5) Special tools and plant
Total, Public Works and Civil Departments, Revenue ..	8,000	4,000	12,000	<i>Add—Unclassifiable outlay ..</i>
Net deficit, if any ..	9,070	-1,151	7,919	Total ..	12,095	2,053	14,148
Total ..	17,070	2,849	19,919	Total, Extensions and Improvements and Maintenance and Repairs ..	12,095	2,301	14,396
				IV. ESTABLISHMENT	4,120	532	4,652
				V. TOOLS AND PLANT	158	- 7	151
				VI. REFUNDS AND REVENUE
				Total, Direct charges ..	16,373	2,826	19,199
				Share of collection charges in the Civil Department
				Indirect charges	697	23	720
				Total, Direct and Indirect charges ..	17,070	2,849	19,919
				Balance, Net revenue
				Grand total ..	17,070	2,849	19,919

E-I.—Statement of areas irrigated under Irrigation Works classed as Productive and Unproductive for which Capital and Revenue Accounts are kept in the Madras Presidency during the year 1924-25—cont.

Name of canal.	Average discharge, cubic feet per second.				Areas irrigated per cubic foot per second.				Cubic feet of water supplied at head for each acre of land irrigated during the year.	
	At head.		Utilized.		Discharge at head.		Utilized.		First crop.	Second crop.
	First crop.	Second crop.	First crop.	Second crop.	First crop.	Second crop.	First crop.	Second crop.		
	(9)	(10)	(11)	(12)	(13)	(14)	(15)	(16)	(17)	(18)
<i>Unproductive—cont.</i>										
Rushikulya system
Nagavalli river system	282	..	282	..	91	..	91
Kurnool-Cuddapah canal
Barur tank
Muniyeru system
Peddabayudu tank of Chinnarapalem.
Jangamaheswarapuram tank
Atmakor tank
Dondapad tank
Kaniampalayam anicut
Hajipuram tank
Bhavanasi tank
Mopad system
Venkatapuram tank system
Yellanur tank
Kocheruvu tank
Siddhapur tank
Nagavaram anicut and supply channel.
Panjapatti reservoir
Ponnalur tank
Anamasamudram tank
Yerur tank

KANNIAMPALAIYAM ANICUT—Tank Project—cont
No. 4.—Interest Account for and to end of 1926-1927.

	Amount.		Amount.
	RS.		RS.
Total interest charges to end of 1925-1926.	45,273	Net revenue realized to end of 1925-1926.	— 9,070
Total interest charges for the year 1926-1927.	6,272	Net revenue realized during 1926-1927.	1,151
		Balance, net interest charges ..	59,464
Total ..	51,545	Total ..	51,545

No. 5.—Account of Indirect Charges for and to end of 1926-1927.

Particulars.	Previous.	1926-1927.	Total.
	RS.	RS.	RS.
CAPITAL—			
Capitalization of abatement of land revenue.
Leave and pension allowances	3,787	..	3,787
Audit and accounts	66	..	66
Total ..	3,853	..	3,853
REVENUE—			
Capitalization of abatement of land revenue.
Leave and pension allowances	576	..	576
Audit and accounts	121	23	144
Total ..	697	23	720
Grand Total ..	4,550	23	4,573

KANNIAMPALAIYAM ANICUT—*Tank Project*—cont.

No. 6.—Statement comparing Charges to date with Sanctioned Estimates.

Particulars.	CHARGES AGAINST CLOSED SANCTIONS.			CURRENT SANCTIONS.			Total charges to date against old and current sanctions.	REMARKS.	
	Expenditure against construction estimate.	Expenditure against open canal sanction.	Total.	Charges to date.	Amount of sanctioned estimate.	Unspent balance of estimate.		G.O. No. and date.	Amount of estimate.
<i>Direct Charges.</i>	RS.	RS.	RS.				RS.		RS.
Works	92,266	5,125	97,391	97,391		
Establishment	25,172	1,863	27,035	27,035		
Tools and plant	453	42	495	495		
Suspense account		
Total	1,17,891	7,030	1,24,921	1,24,921		
Less—Receipts on capital account		
Net Total	1,17,891	7,030	1,24,921	1,24,921		
<i>Indirect Charges.</i>									
Capitalized abatement of land revenue		
Leave and pension allowances	3,526	262	3,787	3,787		
Audit and accounts	15	51	66	66		
Total	3,540	313	3,853	3,853		
Grand Total	1,21,431	7,343	1,28,774	1,28,774		

SAGILERU SYSTEM—*Canal Project.*

No. 2.—Capital Account for and to end of 1926-1927.

Heads of account.	DIRECT CHARGES.			Cost of construction as now estimated (construction estimate closed on 31st March 1907).	Expenditure against closed estimate.
	Previous.	1926-1927.	Total.		
	RS.		RS.	RS.	RS.
I. WORKS—					
(1) <i>Head Works—</i>					
A. Preliminary expenses ..	3,855	..	3,855	3,855	3,855
B. Land	1,298	..	1,298	1,298	1,298
C. Works	75,377	..	75,377	75,377	75,377
K. Buildings	10,668	..	10,668	10,668	10,668
O. Miscellaneous	164	..	164	164	164
P. Maintenance	231	..	231	231	231
Total ..	91,593	..	91,593	91,593	91,593
(2) <i>Main Canals and Branches—</i>					
B. Land	2,804	..	2,804	2,804	2,804
D. Regulators	25,785	..	25,785	25,785	25,785
F. (1) Other cross drainage works	46,581	..	46,581	46,581	46,581
G. Bridges	23,832	..	23,832	23,832	23,832
H. Escapes	8,062	..	8,062	8,062	8,062
K. Buildings	2,460	..	2,460	2,460	2,460
L. Earthwork	1,22,383	..	1,22,383	1,22,383	1,22,383
N. Tanks and reservoirs	28,388	..	28,388	28,388	28,388
O. Miscellaneous	1,669	..	1,669	1,669	1,669
P. Maintenance	764	..	764	764	764
Total ..	2,62,728	..	2,62,728	2,62,728	2,62,728
(3) <i>Distributaries—</i>					
L. Earthwork
Total
(5) Special tools and plant
Provision for unforeseen works
Total, Works ..	3,54,321	..	3,54,321	3,54,321	3,54,321
II. ESTABLISHMENT	80,339	..	80,339	80,339	80,339
III. TOOLS AND PLANT	12,449	..	12,449	12,449	12,449
Grand Total ..	4,47,109	..	4,47,109	4,47,109	4,47,109
V Less—RECEIPTS ON CAPITAL ACCOUNT	1	..	1	1	1
(a) Net Total ..	4,47,108	..	4,47,108	4,47,108	4,47,108

(a) Chargeable to "43. Minor Works and Navigation—Provincial".

SAGILERU SYSTEM—Canal Project—cont.

No. 3.—Revenue Account for and to end of 1926-1927.

Receipts.	TOTAL.			Charges.	TOTAL.		
	Previous.	1926-1927.	Total.		Previous.	1926-1927.	Total.
	RS.	RS.	RS.		RS.	RS.	RS.
1. DIRECT RECEIPTS—				I. EXTENSIONS AND IMPROVEMENTS—			
6. Receipts from plantations	53	..	53	(1) Head works	108	..	108
6. Receipts from other canal produce ..	89	13	102	(2) Main canals and branches	7,479	..	7,479
9. Rents of buildings ..	614	44	658	(3) Distributaries	693	..	693
11. Miscellaneous and other receipts ..	168	..	168	(4) Drainage and protective works
Total, Revenue realized in Public Works Department ..	924	57	981	(5) Special tools and plant
Irrigation Revenue realized in Civil Department ..	74,590	— 3,883	70,707	Total ..	8,280	..	8,280
Total, Direct Receipts.	75,514	— 3,826	71,688	II. MAINTENANCE AND REPAIRS—			
				(1) Head works	5,650	2,437	8,087
				(2) Main canals and branches	62,245	1,572	63,817
				(3) Distributaries	3,299	..	3,299
				(4) Drainage and protective works
				(5) Special tools and plant
				Total ..	71,194	4,009	75,203
				Total, Extensions and Improvements and Maintenance and Repairs	79,474	4,009	83,483
				IV. ESTABLISHMENT	25,301	1,449	26,750
				V. TOOLS AND PLANT	374	59	433
				VI. REFUNDS OF REVENUE
				Total, Direct Charges ..	1,05,149	5,517	1,10,666

II. INDIRECT RECEIPTS—

Share of Land Revenue collected in the Civil Department ..	200	4	204	Share of collection charges in the Civil Department ..	3,738	— 194	3,544
				Indirect charges	3,658	40	3,698
Total, Public Works and Civil Departments, Revenue ..	75,714	— 3,822	71,892	Total, Direct and Indirect Charges ..	1,12,545	5,363	1,17,908
Net deficit, if any ..	1,496	6,156	7,652	* Deduct old maintenance charges saved to Government	35,335	3,029	38,364
				Net Total ..	77,210	2,334	79,544
				Balance, Net revenue
Total ..	77,210	2,334	79,544	Grand Total ..	77,210	2,334	79,544

*** Direct—**

Extensions and Improvements	500
Maintenance and Repairs	1,685
Establishment	790
Tools and plant	32
Total, Direct ..	3,007
Indirect	22
Total, Direct and Indirect ..	3,029

SAGILERU SYSTEM—*Canal Project*—cont.

No. 4.—Interest Account for and to end of 1926-1927.

	Amount.		Amount.
	RS.		RS.
Total interest charges to end of 1925-1926.	4,89,464	Net revenue realized to end of 1925-1926.	— 1,496
Total interest charges for the year 1926-1927.	14,867	Net revenue realized during 1926-1927.	— 6,156
		Balance, net interest charges ..	5,11,983
Total ..	5,04,331	Total ..	5,04,331

No. 5.—Account of Indirect Charges for and to end of 1926-1927.

Particulars.	Previous.	1926-1927.	Total.
	RS.	RS.	RS.
CAPITAL—			
Capitalization of abatement of land revenue	6,372	..	6,372
Leave and pension allowances	11,247	..	11,247
Total ..	17,619	..	17,619
REVENUE—			
Leave and pension allowances	3,540	..	3,540
Audit and accounts	118	40	158
Total ..	3,658	40	3,698
Grand Total ..	21,277	40	21,317

SAGILERU SYSTEM—*Canal Project*—cont.

No. 6.—Statement comparing Charges to date with Sanctioned Estimates.

Particulars.	CHARGES AGAINST CLOSED SANCTIONS.			CURRENT SANCTIONS.			Total charges to date against old and current sanctions.	REMARKS.		
	Expenditure against construction estimate.	Expenditure against open canal sanction.	Total.	Charges to date.	Amount of sanctioned estimate.	Unspent balance of estimate.		G.O. No. and date.	Amount of estimate.	
<i>Direct Charges.</i>										
Works	RS.		RS.				RS.			
Establishment	3,54,321		3,54,321				3,54,321			
Tools and plant	80,339		80,339				80,339			
Suspense account	12,449		12,449				12,449			
			
Total	4,47,109		4,47,109				4,47,109			
<i>Less</i> —Receipts on capital account	1		1				1			
Net total	4,47,108		4,47,108				4,47,108			
<i>Indirect Charges.</i>										
Capitalized abatement of land revenue	6,372		6,372				6,372			
Leave and pension allowances	11,247		11,247				11,247			
Total	17,619		17,619				17,619			
Grand Total	4,64,727		4,64,727				4,64,727			

TALAPULA VANKA TANK—*Tank Project.*

No. 2.—Capital Account for and to end of 1926–1927.

Heads of account.	DIRECT CHARGES.			Cost of construction as now estimated (construction estimate closed on 31st March 1907).	Expenditure against closed estimate.
	Previous.	1926-1927.	Total.		
	RS.		RS.	RS.	RS.
I. WORKS—					
(2) <i>Main Canals and Branches—</i>					
B. Land	5,635	..	5,635	5,635	5,635
C. Works	4,849	..	4,849	4,849	4,849
K. Buildings
L. Earthwork	37,954	..	37,954	37,954	37,954
O. Miscellaneous
Total ..	48,438	..	48,438	48,438	48,438
(3) <i>Distributaries—</i>					
B. Land
C. Works
L. Earthwork	5,910	..	5,910	5,910	5,910
O. Miscellaneous
Total ..	5,910	..	5,910	5,910	5,910
(5) <i>Special tools and plant—</i>
Provision for unforeseen works.
Total Works ..	54,348	..	54,348	54,348	54,348
II. ESTABLISHMENT	11,204	..	11,204	11,204	11,204
III. TOOLS AND PLANT	731	..	731	731	731
Grand Total ..	66,283	..	66,283	66,283	66,283
V. <i>Less—RECEIPTS ON CAPITAL ACCOUNT.</i>
Net Total ..	66,283	..	66,283	66,283	66,283
<i>Apportionment—</i>					
Chargeable to 49. Irrigation.
Chargeable to 43. Minor Works and Navigation—					
Provincial	61,239	..	61,239
Chargeable to 33. Famine Relief	5,044	..	5,044
Total ..	66,283	..	66,283

ADMINISTRATIVE ACCOUNTS
FOR THE YEAR 1926-1927.

MADRAS PRESIDENCY.

TALAPULA VANKA TANK—*Tank Project*—cont.

No. 4.—Interest Account for and to end of 1926-1927.

	Amount.		Amount.
	RS.		RS.
Total interest charges to end of 1925-1926.	45,162	Net revenue realized to end of 1925-1926.	..
Total interest charges for the year 1926-1927.	2,204	Net revenue realized during 1926-1927.	..
		Balance, net interest charges	47,366
Total ..	47,366	Total ..	47,366

No. 5.—Account of Indirect Charges for and to end of 1926-1927.

Particulars.	Previous.	1926-1927.	Total.
	RS.		RS.
CAPITAL—			
Capitalization of abatement of land revenue ..	972	..	972
Leave and pension allowances ..	1,569	..	1,569
Total ..	2,541	..	2,541
Grand Total ..	2,541	..	2,541

TALAPULA VANKA TANK—*Tank Project*—cont.

No. 6.—Statement comparing Charges to date with Sanctioned Estimates.

Particulars.	CHARGES AGAINST CLOSED SANCTIONS.			CURRENT SANCTIONS.			Total charges to date against old and current sanctions.	REMARKS.	
	Expenditure against construction estimate.	Expenditure against open canal sanction.	Total.	Charges to date.	Amount of sanctioned estimate.	Unspent balance of estimate.		G.O. No. and date.	Amount of estimate.
<i>Direct Charges.</i>	RS.		RS.				RS.		
Works	54,348	..	54,348	54,348		
Establishment	11,204	..	11,204	11,204		
Tools and plant	731	..	731	731		
Suspense account		
Total ..	66,283	..	66,283	66,283		
<i>Less—</i> Receipts on Capital Account		
Net Total ..	66,283	..	66,283	66,283		
<i>Indirect Charges.</i>									
Capitalized abatement of land revenue ..	972	..	972	972		
Leave and pension allowances	1,569	..	1,569	1,569		
Total ..	2,541	..	2,541	2,541		
Grand Total ..	68,824	..	68,824	68,824		

E-I.—Statement of areas irrigated under Irrigation Works classed as Productive and Unproductive for which Capital and Revenue Accounts are kept in the Madras Presidency during the year 1924-25—cont.

Name of canal.	Average discharge, cubic feet per second.				Areas irrigated per cubic foot per second.				Cubic feet of water supplied at head for each acre of land irrigated during the year.	
	At head.		Utilized.		Discharge at head.		Utilized.		First crop.	Second crop.
	First crop.	Second crop.	First crop.	Second crop.	First crop.	Second crop.	First crop.	Second crop.		
	(9)	(10)	(11)	(12)	(13)	(14)	(15)	(16)	(17)	(18)
<i>Unproductive—cont.</i>										
Sagileru system
Cumbum tank
Markapur tank
Madras water-supply and irrigation system.
Pelandorai ancient system

In the case of the Godavari and Kistna deltas, the period of irrigation of first crop has been taken to be 183 days though it varied in each delta as below during the year :—

Godavari delta, Eastern Section	13th June to 30th November.
Do. Central	15th May to 30th November.
Do. Western	1st June to 30th November.
Kistna delta, Eastern Section	1st June to 31st December.
Do. Western	Do.

The areas entered in column 7, both seasons, are for lands bearing such crops as betel and sugarcane which require irrigation for the greater part of the year. This is included in the areas of first and second crops.

MARKAPUR TANK—*Tank Project.*

No. 2.—Capital Account for and to end of 1926-1927.

Heads of account.	DIRECT CHARGES.			Cost of construction as now estimated construction estimate closed on 31st March 1911.	Expenditure against closed estimate.
	Previous.	1926-1927.	Total.		
I. WORKS—	RS.	RS.	RS.	RS.	RS.
(1) <i>Head Works—</i>					
B. Land	163	..	163	163	163
C. Works	41,177	..	41,177	41,177	41,177
K. Buildings
L. Earthwork
O. Miscellaneous
Total ..	41,340	..	41,340	41,340	41,340
(2) <i>Main Canals and Branches—</i>					
B. Land	2,499	..	2,499	2,499	2,499
C. Works	14,372	459	14,831	16,567	8,949
E. River and hill torrent works
F. (1) Other cross drainage works
K. Buildings	887	..	887	887	887
L. Earthwork	41,540	..	41,540	41,540	41,540
O. Miscellaneous	277	..	277	277	277
Total ..	59,575	459	60,034	61,770	54,162
Provision for unforeseen works.
Total, Works ..	1,00,915	459	1,01,374	1,03,110	95,492
II. ESTABLISHMENT ..	22,901	165	23,066	23,070	21,165
III. TOOLS AND PLANT ..	34	7	41	152	..
Grand Total ..	1,23,850	631	1,24,481	1,26,332	1,16,657
V. <i>Loss—RECEIPTS ON CAPITAL ACCOUNT</i>
Net Total * ..	1,23,850	631	1,24,481	1,26,332	1,16,657

Direct charges.

	Previous.	1926-1927.	Total.
	RS.	RS.	RS.
* Chargeable to 43. Minor Works and Navigation -Provincial	1,16,657	..	1,16,657
Chargeable to 55-A. Irrigation—2. Unproductive	7,193	631	7,824
Total ..	1,23,850	631	1,24,481

MARKAPUR TANK—*Tank Project*—cont.

No. 3.—Revenue Account for and to end of 1926-1927.

Receipts.	TOTAL.			Charges.	TOTAL.		
	Previous.	1926-1927.	Total.		Previous.	1926-1927.	Total.
	RS.	RS.	RS.		RS.	RS.	RS.
I. DIRECT RECEIPTS—				I. EXTENSIONS AND IMPROVEMENTS—			
5. Receipts from plantations	(1) Head works	665	..	665
6. Receipts from other canal produce	95	..	95	(2) Main canals and branches	8,325	..	3,325
11. Miscellaneous	233	..	233	(3) Distributaries	67	38	105
				(4) Drainage and protective works
				(5) Special tools and plant
				Total ..	4,057	38	4,095
Total, Revenue realized in Public Works Department	328	..	328	II. MAINTENANCE AND REPAIRS—			
				(1) Head works	8,639	..	8,639
Irrigation Revenue realized in Civil Department	67,804	2,348	70,152	(2) Main canals and branches	11,826	2,158	13,984
				(3) Distributaries	1,049	..	1,049
				(4) Drainage and protective works
				(5) Special tools and plant
				Total ..	21,514	2,158	23,672
				Total, Extensions and Improvements and Maintenance and Repairs	25,571	2,196	27,767
				IV. ESTABLISHMENT	10,609	795	11,404
				V. TOOLS AND PLANT	126	32	158
				VI. REFUNDS OF REVENUE
Total, Direct Receipts ..	68,132	2,348	70,480	Total, Direct Charges ..	36,306	3,023	39,329

MARKAPUR TANK—*Tank Project*—cont.

No. 4.—Interest Account for and to end of 1926-1927.

	Amount.		Amount.
	RS.		RS.
Total interest charges to end of 1925-1926	71,101	Net revenue realized to end of 1925-1926	39,806
Total interest charges for the year 1926-1927 ..	4,293	Net revenue realized during 1926-1927	— 478
		Balance, net interest charges.	45,066
Total ..	75,394	Total ..	75,394

No. 5.—Account of Indirect Charges for and to end of 1926-1927.

Particulars.	Previous.	1926-1927.	Total.
	RS.	RS.	RS.
CAPITAL —			
Capitalization of abatement of land revenue	1,038	557	1,595
Leave and pension allowances	3,206	..	3,206
Audit and accounts	54	4	58
Total ..	4,298	561	4,859
REVENUE —			
Leave and pension allowances	1,484	..	1,484
Audit and accounts	78	22	100
Total ..	1,562	22	1,584
Grand Total ..	5,860	583	6,443

MARKAPUR TANK—Tank Project—cont.

No. 6.—Statement comparing charges to date with Sanctioned Estimates.

Particulars.	CHARGES AGAINST CLOSED SANCTIONS.			CURRENT SANCTIONS.			Total charges to date against old and current sanctions.	REMARKS.	
	Expendi- ture against construc- tion estimate.	Expendi- ture against open canal sanction.	Total.	Charges to date.	Amount of sanc- tioned esti- mate.	Un- spent balance of esti- mate.		G.O. No. and Date.	Amount of estimate
<i>Direct Charges.</i>	RS.	RS.	RS.	RS.	RS.	RS.	RS.		RS.
Works	94,107	1,385	95,492	5,882	7,618	1,736	1,01,374		
Establishment	20,846	319	21,165	1,901	1,905	4	23,066		
Tools and plant	41	152	111	41		
Suspense account		
Total ..	1,14,953	1,704	1,16,657	7,824	9,675	1,851	1,24,481	Mis. 89 L. 24th Mar. 1923.	7,618
<i>Less—Receipts on Capital account ..</i>		
Net Total ..	1,14,953	1,704	1,16,657	7,824	9,675	1,851	1,24,481		
<i>Indirect Charges.</i>									
Capitalized abatement of land revenue	1,038	1,038	557	..	— 557	1,596		
Leave and pension allowances	2,918	45	3,963	243	..	— 243	3,206		
Audit and accounts	58	..	— 58	8		
Total ..	2,918	1,083	4,001	858	..	— 858	4,359		
Grand Total ..	1,17,871	2,787	1,20,658	8,682	9,675	993	1,29,540		

YELLANUR TANK—*Tank Project.*

No. 2.—Capital Account for and to end of 1926-1927.

Heads of account.	DIRECT CHARGES.			Construction estimate closed on 31st March 1919.	Expenditure against closed estimate.
	Previous.	1926-1927.	Total.		
I. WORKS—	RS.		RS.	RS.	RS.
(1) <i>Head Works</i> —					
B. Land ..	13,755	..	13,755	13,755	13,755
C. Works ..	19,102	..	19,102	19,102	19,102
L. Earthwork ..	1,40,087	..	1,40,087	1,40,087	1,40,087
O. Miscellaneous ..	11,085	..	11,085	11,085	11,085
Total ..	1,84,029	..	1,84,029	1,84,029	1,84,029
(3) <i>Distributaries</i> —					
B. Land ..	1,017	..	1,017	1,017	1,017
C. Works ..	4,836	..	4,836	4,836	4,836
L. Earthwork ..	1,410	..	1,410	1,410	1,410
O. Miscellaneous
Total ..	7,263	..	7,263	7,263	7,263
(5) <i>Special tools and plant</i>
Provision for unforeseen works
Total Works ..	1,91,292	..	1,91,292	1,91,292	1,91,292
II. ESTABLISHMENT ..	41,156	..	41,156	41,156	41,156
III. TOOLS AND PLANT.	7,087	..	7,087	7,087	7,087
Grand Total ..	2,39,535	..	2,39,535	2,39,535	2,39,535
V. <i>Less</i> —RECEIPTS ON CAPITAL ACCOUNT.	343	..	343	343	343
Net Total * ..	2,39,192	..	2,39,192	2,39,192	2,39,192

* Chargeable to "43. Minor Works and Navigation—Provincial".

YELLANUR TANK—*Tank Project*—cont.

No. 3.—Revenue Account for and to end of 1926-1927.

ADMINISTRATIVE ACCOUNTS
FOR THE YEAR 1926-1927.

389

MADRAS PRESIDENCY.

Receipts.	TOTAL.			Charges.	TOTAL.		
	Previous.	1926-1927.	Total.		Previous.	1926-1927.	Total.
DIRECT RECEIPTS--	RS.	RS.	RS.	I. EXTENSIONS AND IMPROVEMENTS --	RS.	RS.	RS.
6. Receipts from other canal produce	(1) Head works
9. Rents of buildings.	(2) Main canals and branches
11. Miscellaneous	(3) Distributaries	19	..	19
				(4) Drainage and protective works
				(5) Special tools and plant
				Total ..	19	..	19
				II. MAINTENANCE AND REPAIRS--			
				(1) Head works	3,018	..	3,018
				(2) Main canals and branches	140	69	209
				(3) Distributaries	242	..	242
				(4) Drainage and protective works	27	..	27
				(5) Special tools and plant
				Total ..	3,427	69	3,496
Total, Revenue realized in Public Works Department	Total, Extensions and Improvements and Maintenance and Repairs	3,446	69	3,515
Irrigation Revenue realized in Civil Department ..	15,123	4,054	19,177	IV. ESTABLISHMENT	1,321	25	1,346
				V. TOOLS AND PLANT	23	1	24
				VI. REFUNDS OF REVENUE
Total, Direct Receipts ..	15,123	4,054	19,177	Total, Direct Charges ..	4,790	95	4,885
II. INDIRECT RECEIPTS--				Share of collection charges in the Civil Department	756	203	959
Share of land revenue collected in the Civil Department ..	2,031	485	2,516	Indirect charges	214	1	215
				Total, Direct and Indirect Charges ..	5,760	299	6,059

YELLANUR TANK—*Tank Project*—cont.

No. 3.—Revenue Account for and to end of 1926-1927—*cont.*

Receipts.	TOTAL.			Charges.	TOTAL.		
	Previous.	1926-1927.	Total.		Previous.	1926-1927.	Total.
II. INDIRECT RECEIPTS — <i>cont.</i>	RS.	RS.	RS.		RS.	RS.	RS.
Total, Public Works and Civil Depart- ments, Revenue ..	17,154	4,539	21,693	
				Total ..	5,760	299	6,059
				Balance, net revenue ..	11,394	4,240	15,634
Total, Receipts ..	17,154	4,539	21,693	Grand Total ..	17,154	4,539	21,693

YELLANUR TANK—*Tank Project.*

No. 4.—Interest Account for and to end of 1926-1927.

	Amount.		Amount.
	RS.		RS.
Total interest charges to end of 1925-1926	1,18,129	Net revenue realized to end of 1925-1926	11,394
Total interest charges for the year 1926-1927	8,353	Net revenue realized during 1926-1927	4,240
		Balance, net interest charges ..	1,10,848
Total ..	1,26,482	Total ..	1,26,482

No. 5.—Account of Indirect Charges for and to end of 1926-1927.

Particulars.	Previous.	1926-1927.	Total.
	RS.	RS.	RS.
CAPITAL—			
Capitalization of abatement of land revenue.	24,753	..	24,753
Leave and pension allowances	5,762	..	5,762
Total ..	30,515	..	30,515
REVENUE—			
Leave and pension allowances	185	..	185
Audit and account	29	1	30
Total ..	214	1	215
Grand Total ..	30,729	1	30,730

YELLANUR TANK—*Tank Project*—cont.

No. 6.—Statement comparing Charges to date with Sanctioned Estimates.

Particulars.	CHARGES AGAINST CLOSED SANCTIONS.			CURRENT SANCTIONS.			Total charges to date against old and current sanctions.	REMARKS.	
	Expenditure against construction estimate.	Expenditure against open canal sanction.	Total.	Charges to date.	Amount of sanctioned estimate.	Unspent balance of estimate.		G.O. No. and date.	Amount of estimate.
<i>Direct Charges.</i>									
Works	RS 1,83,348	RS. 7,914	RS. 1,91,292	RS. 1,91,292		
Establishment	40,150	1,006	41,156	41,156		
Tools and plant	7,072	15	7,087	7,087		
Suspense account		
Total ..	2,30,570	8,965	2,39,535	2,39,535		
Less—Receipts on Capital account	343	343	343		
Net Total ..	2,30,570	8,622	2,39,192	2,39,192		
<i>Indirect Charges.</i>									
Capitalized abatement of land revenue	24,753	..	24,753	24,753		
Leave and pension allowances	5,621	141	5,762	5,762		
Total ..	30,374	141	30,515	30,515		
Grand Total ..	2,60,944	8,763	2,69,707	2,69,707		

E-II.—Statement showing incidence of working expenses and assessed water revenue on irrigation works classed as Productive and Unproductive for which Capital and Revenue Accounts are kept in the Madras Presidency during 1924-25.

KOCHERUVU TANK—*Tank Project.*

No. 2.—Capital Account for and to end of 1926-1927.

Heads of account.	DIRECT CHARGES.			Cost of construction as now estimated, construction estimate closed on 31st March 1919.	Expenditure against closed estimate.
	Previous.	1926-1927	Total.		
I. WORKS—	RS.		RS.	RS.	RS.
(1) <i>Head Works—</i>					
B. Land	9,714	..	9,714	9,714	9,714
C. Works	39,331	..	39,331	39,331	39,331
K. Buildings	1,238	..	1,238	1,238	1,238
L. Earthwork	42,981	..	42,981	42,981	42,981
O. Miscellaneous	17	..	17	17	17
P. Maintenance
Total ..	93,281	..	93,281	93,281	93,281
(2) <i>Main Canals and Branches—</i>					
B. Land
C. Works
D. Regulators	2,339	..	2,339	2,339	2,339
L. Earthwork	5,826	..	5,826	5,826	5,826
O. Miscellaneous	15	..	15	15	15
Total ..	8,180	..	8,180	8,180	8,180
(5) <i>Special tools and plant</i>
Provision for unforeseen works
Total, Works ..	1,01,461	..	1,01,461	1,01,461	1,01,461
II. ESTABLISHMENT	22,158	..	22,158	22,158	22,158
III. TOOLS AND PLANT	1,046	..	1,046	1,046	1,046
Grand Total ..	1,24,665	..	1,24,665	1,24,665	1,24,665
V. <i>Less—Receipts on Capital account</i>	60	..	60	60	60
Net Total* ..	1,24,605	..	1,24,605	1,24,605	1,24,605

* Chargeable to "43. Minor Works and Navigation—Provincial".

KOCHERUVD TANK—*Tank Project*—cont.

No. 3.—Revenue Account for and to end of 1926-1927.

Receipts.	TOTAL.			Charges.	TOTAL.		
	Previous.	1926-1927.	Total.		Previous.	1926-1927.	Total.
	RS.	RS.	RS.		RS.	RS.	RS.
DIRECT RECEIPTS—				I. EXTENSIONS AND IMPROVEMENTS—			
6. Receipts from other canal produce.	(1) Head works	141	404	545
9. Rents of buildings	(2) Main canals and branches	144	..	144
11. Miscellaneous	21	..	21	(3) Distributaries	718	..	718
				(4) Drainage and protective works
				(5) Special tools and plant
				Total ..	1,003	404	1,407
				II. MAINTENANCE AND REPAIRS—			
Total, Revenue realized in Public Works Department	21	..	21	(1) Head works	5,308	363	5,677
Irrigation Revenue realized in Civil Department	- 1,483	- 335	- 1,818	(2) Main canals and branches	777	1,012	1,789
				(3) Distributaries
				(4) Drainage and protective works
				(5) Special tools and plant
				Total ..	6,085	1,381	7,466
				Total, Extensions and Improvements and Maintenance and Repairs	7,088	1,785	8,873
Total, Direct Receipts ..	- 1,462	- 335	- 1,797	IV. ESTABLISHMENT	4,624	645	5,269
				V. TOOLS AND PLANT	70	26	96

ADMINISTRATIVE ACCOUNTS
FOR THE YEAR 1926-1927.

II. INDIRECT EXPENSES--		VI. REFUNDS OF REVENUE		4	..	+
Share of land revenue collected in the Civil Department	11,786	2,456	14,242
Total, Public Works and Civil Departments, Revenue	1,462	336	Share of collection charges in the Civil Department	74	17	91
Net deficit, if any	13,852	2,792	Indirect charges	678	18	696
			Total, Direct and Indirect Charges	12,390	2,457	14,847
			Balance, net revenue
Total	12,390	2,457	Grand Total	12,390	2,457	14,847

KOCHERUVU TANK—*Tank Project*—cont.

No. 4.—Interest Account for and to end of 1926-1927.

	Amount.		Amount.
	RS.		RS.
Total interest charges to end of 1925-1926	59,035	Net revenue realized to end of 1925-1926	-- 13,852
Total interest charges for the year 1926-1927	4,337	Net revenue realized during 1926-1927	-- 2,792
		Balance, net interest charges ..	80,016
Total ..	63,372	Total ..	63,372

No. 5.—Account of Indirect Charges for and to end of 1926-1927.

Particulars.	Previous.	1926-1927.	Total.
	RS.	RS.	RS.
CAPITAL—			
Capitalization of abatement of land revenue ..	8,027	..	8,027
Leave and pension allowances	3,102	..	3,102
Audit and accounts
Total ..	11,129	..	11,129
REVENUE—			
Leave and pension allowances	647	..	647
Audit and accounts	31	18	49
Total ..	678	18	696
Grand Total ..	11,807	18	11,825

ADMINISTRATIVE ACCOUNTS
FOR THE YEAR 1926-1927.

MADRAS PRESIDENCY.

KOCHERUVU TANK—*Tank Project*—cont.

No. 6.—Statement comparing Charges to date with Sanctioned Estimates.

Particulars.	CHARGES AGAINST CLOSED SANCTIONS.			CURRENT SANCTIONS.			Total charges to date against old and current sanctions.	REMARKS.	
	Expenditure against construction estimate.	Expenditure against open canal sanction.	Total.	Charges to date.	Amount of sanctioned estimate.	Unspent balance of estimate.		G.O. No. and date.	Amount of estimate.
<i>Direct Charges.</i>	RS.		RS.				RS.		
Works	1,01,461	..	1,01,461	1,01,461		
Establishment	22,158	..	22,158	22,158		
Tools and plant	1,046	..	1,046	1,046		
Suspense account		
Total ..	1,24,665	..	1,24,665	1,24,665		
<i>Less</i> —Receipts on Capital Account.	60	..	60	60		
Net total ..	1,24,605	..	1,24,605	1,24,605		
<i>Indirect Charges.</i>									
Capitalized abatement of land revenue	8,027	..	8,027	8,027		
Leave and pension allowances	3,102	..	3,102	3,102		
Total ..	11,129	..	11,129	11,129		
Grand Total ..	1,35,734	..	1,35,734	1,35,734		

SIDDAPUR TANK—*Tank Project.*

No. 2.—Capital Account for and to end of 1926–1927.

Heads of account.	DIRECT CHARGES.			Cost of construction now estimated (construction estimate closed on 31st October 1919).	Expenditure against closed estimate.
	Previous.	1926–1927.	Total.		
I. WORKS—	RS.		RS.	RS.	RS.
(1) <i>Head Works—</i>					
A. Preliminary expenses (old outlay).*	6,463	..	6,463	6,463	6,463
C. Works	24,847	..	24,847	24,847	24,847
K. Buildings	2,393	..	2,393	2,393	2,393
L. Earthwork	5,24,277	..	5,24,277	5,24,277	5,24,277
O. Miscellaneous	14	..	14	14	14
P. Maintenance	2,775	..	2,775	2,775	2,775
Total	5,60,769	..	5,60,769	5,60,769	5,60,769
(2) <i>Main Canals and Branches—</i>					
B. Land
D. Regulators
E. Falls and weirs	11,950	..	11,950	11,950	11,950
L. Earthwork	6,014	..	6,014	6,014	6,014
O. Miscellaneous
Total ..	17,964	..	17,964	17,964	17,964
(3) <i>Distributaries—</i>					
B. Land	1,052	..	1,052	1,052	1,052
C. Works
L. Earthwork
O. Miscellaneous
Total ..	1,052	..	1,052	1,052	1,052
(5) <i>Special tools and plant</i> ..	— 57,034	..	— 57,034	— 57,034	— 57,034
Provision for unforeseen works.
Total works ..	5,22,751	..	5,22,751	5,22,751	5,22,751
II. ESTABLISHMENT	96,255	..	96,255	96,255	96,255
III. TOOLS AND PLANT	1,72,474	..	1,72,474	1,72,474	1,72,474
Total ..	7,91,480	..	7,91,480	7,91,480	7,91,480
V. <i>Less—RECEIPTS ON CAPITAL ACCOUNT.</i>	442	..	442	442	442
Net total ..	7,91,038	..	7,91,038	7,91,038	7,91,038
Chargeable to 35. Protective Irrigation Works.	5,000	..	5,000
Chargeable to 43. Minor Works and Navigation—Provincial.	7,91,775	..	7,91,775
Chargeable to 55-A. Irrigation Works—2. Unproductive.	— 5,737	..	— 5,737
Total ..	7,91,038	..	7,91,038

* Represents expenditure incurred on preliminary investigation, etc.

ADMINISTRATIVE ACCOUNTS
FOR THE YEAR 1926-1927.

MADRAS PRESIDENCY.

SIDDAPUR TANK—Tank Project—cont.
No. 3.—Revenue Account for and to end of 1926-1927.

Receipts.	Total.		Charges.	Total.	
	Previous.	1926-1927.		Previous.	1926-1927.
	RS.	RS.		RS.	RS.
I. DIRECT RECEIPTS—			I. EXTENSIONS AND IMPROVEMENTS—		
5. Receipts from plantations	(1) Head works
6. Receipts from other canal produce	(2) Main canals and branches
	(3) Distributaries
	(4) Drainage and protective works
	(5) Special tools and plant
11. Miscellaneous	Total ..	233	233
Total, Revenue realized in Public Works Department ..	5,352	5,352	II. MAINTENANCE AND REPAIRS—		
Irrigation Revenue realized in Civil Department	(1) Head works ..	5,312	6,304
	(2) Main canals and branches ..	1,108	1,108
	(3) Distributaries
	(4) Drainage and protective works
	(5) Special tools and plant
Total, Direct Receipts ..	5,352	5,352	Total ..	6,420	7,412
II. INDIRECT RECEIPTS—			IV. Total, Extensions and Improvements and Maintenance and Repairs ..	6,653	7,645
Share of Land Revenue collected in the Civil Department	V. ESTABLISHMENT ..	3,333	3,692
	V. TOOLS AND PLANT ..	53	68
	VI. REFUNDS OF REVENUE
	Total, Direct Charges ..	10,039	11,405
Total, Public Works and Civil Departments, Revenue ..	5,352	5,352	Share of collection charges in the Civil Department ..	269	269
Net deficit, if any ..	5,476	1,376	Total, Direct and Indirect Charges ..	10,827	12,203
	10,827	1,376	Balance, net revenue
			Grand Total ..	1,376	12,203

SIDDAPUR TANK—*Tank Project*—cont.

No. 4.—Interest Account for and to end of 1926-1927.

	Amount.		Amount.
	RS.		RS.
Total interest charges to end of 1925-1926.	3,39,495	Net revenue realized to end of 1925-1926.	— 5,475
Total interest charges for the year 1926-1927.	26,394	Net revenue realized during 1926-1927.	— 1,376
		Balance, net interest charges ..	3,72,740
Total ..	3,65,889	Total ..	3,65,889

No. 5.—Account of Indirect Charges for and to end of 1926-1927.

Particulars.	Previous.	1926-1927.	Total.
CAPITAL—	RS	RS.	RS.
Capitalization of abatement of land revenue
Leave and pension allowances	13,475	..	13,475
Audit and accounts	— 27	..	— 27
Total ..	13,448	..	13,448
REVENUE—			
Capitalization of abatement of land revenue
Leave and pension allowances	466	..	466
Audit and accounts	53	10	63
Total ..	519	10	529
Grand Total ..	13,967	10	13,977

SIDDAPUR TANK—*Tank Project*—cont.

No. 6.—Statement comparing Charges to date with Sanctioned Estimates.

Particulars.	CHARGES AGAINST CLOSED SANCTIONS.			CURRENT SANCTIONS.			Total charges to date against old and current sanction.	REMARKS.	
	Expenditure against construction estimate.	Expenditure against open canal sanction.	Total.	Charges to date.	Amount of sanctioned estimate.	Unspent balance of estimate.		G.O. No. and date.	Amount of estimate.
<i>Direct Charges.</i>	RS.	RS.	RS.				RS.		
Works	5,35,737	— 12,986	5,22,751	5,22,751		
Establishment	1,06,156	— 9,901	96,255	96,255		
Tools and plant	1,72,598	— 124	1,72,474	1,72,474		
Suspense account		
Total ..	8,14,491	— 23,011	7,91,480	7,91,480		
Less—Receipts on capital account ..	295	147	442	442		
Net Total ..	8,14,196	— 23,158	7,91,038	7,91,038		
<i>Indirect Charges.</i>									
Capitalized abatement of land revenue		
Leave and pension allowances	14,861	— 1,386	13,475	13,475		
Audit and accounts	— 27	— 27	— 27		
Total ..	14,861	— 1,413	13,448	13,448		
Grand Total ..	8,29,057	— 24,571	8,04,486	8,04,486		

NAGAVARAM ANICUT AND SUPPLY CHANNEL—*Tank Project.*

No. 2.—Capital Account for and to end of 1926-1927.

Heads of account.	DIRECT CHARGES.			Cost of construction as now estimated (construction estimate closed on 31st December 1919).	Expenditure against closed estimate.
	Previous.	1926-1927.	Total.		
I. WORKS—	RS.		RS.	RS.	RS.
(1) <i>Head Works—</i>					
B. Land
C. Works	67,683	..	67,683	67,683	67,683
K. Buildings
L. Earthwork
O. Miscellaneous
P. Maintenance
Total ..	67,683	..	67,683	67,683	67,683
(2) <i>Main Canals and Branches—</i>					
A. Preliminary expenses.
B. Land	445	..	445	445	445
E. Falls and weirs
F. (1) Other cross drainage works.	13,217	..	13,217	13,217	13,217
G. Bridges	1,262	..	1,262	1,262	1,262
K. Buildings	1,983	..	1,983	1,983	1,983
L. Earthwork	4,167	..	4,167	4,167	4,167
O. Miscellaneous
P. Maintenance
Total ..	21,074	..	21,074	21,074	21,074
(3) <i>Distributaries—</i>					
B. Land
C. Works
L. Earthwork
O. Miscellaneous
P. Maintenance
Total
Provision for unforeseen works
Total, Works ..	88,757	..	88,757	88,757	88,757
II. ESTABLISHMENT	18,538	..	18,538	18,538	18,538
III. TOOLS AND PLANT
* Grand Total ..	1,07,295	..	1,07,295	1,07,295	1,07,295

* Chargeable to '43. Minor Works and Navigation—Provincial'.

NAGAVARAM ANICUT AND SUPPLY CHANNEL—*Tank Project*—cont.

No. 3.—Revenue Account for and to end of 1926-1927.

Receipts.	TOTAL.			Charges.	TOTAL.		
	Previous.	1926-1927.	Total.		Previous.	1926-1927.	Total.
	RS.	RS.	RS.		RS.	RS.	RS.
DIRECT RECEIPTS—				I. EXTENSIONS AND IMPROVEMENTS—			
6. Receipts from other canal produce	(1) Head works
9. Rents of buildings	(2) Main canals and branches
11. Miscellaneous	(3) Distributaries
Total, Revenue realized in Public Works Department	(4) Drainage and protective works
Irrigation Revenue realized in Civil Department	9,551	1,947	11,498	(5) Special tools and plant
Total, Direct Receipts	9,551	1,947	11,498	Total
II. INDIRECT RECEIPTS—				II. MAINTENANCE AND REPAIRS—			
Share of Land Revenue collected in the Civil Department	(1) Head works
Total, Public Works and Civil Departments, Revenue	9,551	1,947	11,498	(2) Main canals and branches
Total, Receipts	9,551	1,947	11,498	(3) Distributaries
				(4) Drainage and protective works
				(5) Special tools and plant
				<i>Add—Unclassifiable outlay</i>
				Total
				Total, Extensions and Improvements and Maintenance and Repairs
				IV. ESTABLISHMENT
				V. TOOLS AND PLANT
				VI. REFUNDS OF REVENUE
				Total, Direct Charges
				Share of collection charges in the Civil Department	477	97	574
				Indirect Charges
				Total, Direct and Indirect Charges	477	97	574
				Balance, net revenue	9,074	1,850	10,924
				Grand Total	9,551	1,947	11,498

NAGAVARAM ANICUT AND SUPPLY CHANNEL—*Tank Project*—cont.

No. 4.—Interest Account for and to end of 1926–1927.

	Amount.		Amount
	RS.		RS.
Total interest charges to end of 1925–1926	46,058	Net revenue realized to end of 1925–1926	9,074
Total interest charges for the year 1926–1927	3,568	Net revenue realized during 1926–1927	1,850
		Balance, net interest charges ..	38,702
Total ..	49,626	Total ..	49,626

No. 5.—Account of Indirect Charges for and to end of 1926–1927.

Particulars.	Previous.	1926–1927.	Total.
	RS.		RS.
CAPITAL—			
Capitalization of abatement of land revenue
Leave and pension allowances	2,595	..	2,595
Total ..	2,595	..	2,595

NAGAVARAM ANICUT AND SUPPLY CHANNEL—*Tank Project*—cont.

No. 6.—Statement comparing Charges to date with Sanctioned Estimates.

Particulars.	CHARGES AGAINST CLOSED SANCTIONS.			CURRENT SANCTIONS.			Total charges to date against old and current sanctions.	REMARKS.	
	Expenditure against construction estimate.	Expenditure against open capital sanction.	Total.	Charges to date.	Amount of sanctioned estimate.	Unspent balance of estimate.		G.O. No. and date.	Amount of estimate.
<i>Direct charges.</i>	RS.		RS.				RS.		
Works	88,757	..	88,757	88,757		
Establishment	18,538	..	18,538	18,538		
Tools and plant		
Suspense account		
Total ..	1,07,295	..	1,07,295	1,07,295		
<i>Less—Receipts on Capital Account</i>		
Net Total ..	1,07,295	..	1,07,295	1,07,295		
<i>Indirect charges.</i>									
Capitalized abatement of land revenue		
Leave and pension allowances	2,595	..	2,595	2,595		
Total ..	2,595	..	2,595	2,595		
Grand Total ..	1,09,890	..	1,09,890	1,09,890		

VENKATAPURAM TANK—*Tank Project.*

No. 2.—Capital Account for and to end of 1926-1927.

Heads of account.	DIRECT CHARGES.			Cost of construction as now estimated (construction estimate closed on 31st March 1918).	Expenditure against closed estimate.
	Previous.	1926-1927.	Total.		
I. WORKS—	RS.		RS.	RS.	RS.
(1) <i>Head Works—</i>					
A. Preliminary expenses
B. Land	1,781	..	1,781	1,781	1,781
C. Works	52,327	..	52,327	52,327	52,327
K. Buildings.. .. .	1,884	..	1,884	1,884	1,884
L. Earthwork	2,30,139	..	2,30,139	2,30,139	2,30,139
O. Miscellaneous	332	..	332	332	332
Total ..	2,86,463	..	2,86,463	2,86,463	2,86,463
(2) <i>Main Canals and Branches—</i>					
A. Preliminary expenses ..	19	..	19	19	19
B. Land	2,702	..	2,702	2,702	2,702
C. Works	7,878	..	7,878	7,878	7,878
D. Regulators
F. Rivers and Hill Torrents
F. (1) Other cross drainage works.
G. Bridges
K. Buildings
L. Earthwork	6,890	..	6,890	6,890	6,890
O. Miscellaneous	41	..	41	41	41
P. Maintenance
Total ..	17,530	..	17,530	17,530	17,530
(3) <i>Distributaries—</i>					
B. Land
C. Works
L. Earthwork
O. Miscellaneous
P. Maintenance
Total
(5) <i>Special tools and plant—</i>					
Provision for unforeseen works.	1	..	1	1	1
Total, Works ..	3,03,994	..	3,03,994	3,03,994	3,03,994
II. ESTABLISHMENT	64,539	..	64,539	64,539	64,539
III. TOOLS AND PLANT	4,236	..	4,236	4,236	4,236
Grand Total ..	3,72,769	..	3,72,769	3,72,769	3,72,769
V. <i>Less—RECEIPTS ON CAPITAL ACCOUNT.</i>	519	..	519	519	519
(a) Net Total ..	3,72,250	..	3,72,250	3,72,250	3,72,250
Chargeable to 35. Protective Works —Irrigation.	3,71,838	..	3,71,838
Chargeable to 55. Irrigation Works — Unproductive.	412	..	412
Total ..	3,72,250	..	3,72,250

VENKATAPURAM TANK—Tank Project—cont.
No. 3.—Revenue Account for and to end of 1926-1927.

ADMINISTRATIVE ACCOUNTS
FOR THE YEAR 1926-1927.

407

MADRAS PRESIDENCY.

58

Receipts.	Total.			Charges.	Total.		
	Previous.	1926-1927.	Total.		Previous.	1926-1927.	Total.
	RS.	RS.	RS.		RS.	RS.	RS.
DIRECT RECEIPTS—				I. EXTENSIONS AND IMPROVEMENTS—			
6. Receipts from other canal produce.	(1) Head works	50	..	50
9. Rents of buildings	(2) Main canals and branches	54	..	54
11. Miscellaneous	(3) Distributaries
				(4) Drainage and protective works
Total, Revenue realized in Public Works Department.	Total ..	104	..	104
Irrigation Revenue realized in Civil Department.	2,001	1,050	3,051	II. MAINTENANCE AND REPAIRS—			
				(1) Head works	1,993	389	2,382
Total, Direct Receipts ..	2,001	1,050	3,051	(2) Main canals and branches	1,728	..	1,728
				(3) Distributaries
				(4) Drainage and protective works
				Total ..	3,721	389	4,110
				Total, Extensions and Improvements and Maintenance and Repairs.	3,825	389	4,214
II. INDIRECT RECEIPTS—				IV. ESTABLISHMENT	2,451	140	2,591
Share of Land Revenue collected in the Civil Department.	V. TOOLS AND PLANT	37	6	43
				VI. REFUNDS OF REVENUE
Total, Public Works and Civil Departments, Revenue.	2,001	1,050	3,051	Total, Direct Charges ..	6,313	535	6,848
Net deficit, if any	4,782	— 458	4,324	Share of collection charges in the Civil Department.	100	53	153
Total ..	6,783	592	7,375	Indirect Charges	370	4	374
				Total, Direct and Indirect Charges ..	6,783	592	7,375
				Balance, Net revenue
				Grand Total ..	6,783	592	7,375

VENKATAPURAM TANK—*Tank Project*—cont.

No. 4.—Interest Account for and to end of 1926-1927.

	Amount.		Amount.
	RS.		RS.
Total interest charges to end of 1925-1926	1,75,074	Net revenue realized to end of 1925-1926	- 4,782
Total interest charges for the year 1926-1927	12,953	Net revenue realized during 1926-1927	458
		Balance, net interest charges ..	1,92,351
Total ..	1,88,027	Total ..	1,88,027

No. 5.—Account of Indirect Charges for and to end of 1926-1927.

Particulars.	Previous.	1926-1927.	Total.
CAPITAL—	RS.	RS.	RS.
Capitalization of abatement of land revenue ..	3,635	..	3,635
Leave and pension allowances	9,034	..	9,034
Audit and accounts	2	..	2
Total ..	12,671	..	12,671
REVENUE—			
Capitalization of abatement of land revenue
Leave and pension allowances	313	..	313
Audit and accounts	27	4	31
Total ..	370	4	374
Grand Total ..	13,041	4	13,045

VENKATAPURAM TANK—*Tank Project*—cont.

No. 6.—Statement comparing Charges to date with Sanctioned Estimates.

Particulars.	CHARGES AGAINST CLOSED SANCTIONS.			CURRENT SANCTIONS.			Total charges to date against old and current sanctions.	REMARKS.	
	Expenditure against construction estimate.	Expenditure against open canal sanction.	Total.	Charges of date.	Amount of sanctioned estimate.	Unspent balance of estimate.		G.O. No. and date.	Amount of estimate.
<i>Direct Charges.</i>	RS.	RS.	RS.				RS.		
Works	3,00,808	3,186	3,03,994	3,03,994		
Establishment	62,353	2,186	64,539	64,539		
Tools and plant	4,205	31	4,236	4,236		
Suspense account		
Total ..	3,67,366	5,403	3,72,769	3,72,769		
Less—Receipts on Capital Account ..	519	..	519	519		
Net Total ..	3,66,847	5,403	3,72,250	3,72,250		
<i>Indirect Charges.</i>									
Capitalized abatement of land revenue ..	3,627	8	3,635	3,635		
Leave and pension allowances	8,723	306	9,034	9,034		
Audit and accounts	2	2	2		
Total ..	12,355	316	12,671	12,671		
Grand Total ..	3,79,202	5,719	3,84,921	3,84,921		

KURNOOL-CUDDAPAH CANAL—*Canal Project.*

No. 2.—Capital Account for and to end of 1926-1927.

Heads of account.	DIRECT CHARGES.			Cost of construction as now estimated (construction estimate closed).	Expenditure against closed estimate.
	Previous.	1926-1927.	Total.		
I. WORKS—	RS.	RS.	RS.	RS.	RS.
(1) <i>Head Works—</i>					
Purchase value ..	1,77,82,139	..	1,77,82,139	1,77,82,139	1,77,82,139
B. Land ..	661	..	661	248	..
C. Works ..	18,896	..	18,896	17,268	..
K. Buildings ..	3,700	..	3,700	3,706	..
L. Earthwork ..	352	..	352	185	..
O. Miscellaneous ..	3,802	..	3,802	4,552	..
P. Maintenance ..	200	..	200	225	..
Unforeseen works
Total ..	1,78,09,750	..	1,78,09,750	1,78,08,323	1,77,82,139
(2) <i>Main Canals and Branches—</i>					
A. Preliminary expenses.	2,341	..	2,341	2,298	..
B. Land ..	28,556	..	28,556	52,403	28,153
D. Regulators ..	72,321	..	72,321	72,321	72,321
E. Falls and weirs ..	20,974	..	20,974	37,743	20,791
F. River and Hill torrent work.	4,304	..	4,304	4,304	4,304
F (1). Other cross drainage works.	1,59,125	..	1,59,125	3,75,642	1,55,076
G. Bridges ..	78,056	..	78,056	37,796	..
H. Escapes ..	9,710	..	9,710	9,710	9,710
K. Buildings ..	12,099	..	12,099	19,472	12,099
L. Earthwork ..	2,14,172	..	2,14,172	3,70,278	1,69,627
M. Plantation
N. Tanks and reservoirs.	1,076	..	1,076	1,076	1,076
O. Miscellaneous ..	33,617	45	33,662	45,606	30,606
P. Maintenance ..	4,250	..	4,250	7,250	4,250
Total ..	6,40,601	45	6,40,646	10,35,899	5,08,013
(3) <i>Distributaries—</i>					
A. Preliminary expenses.	205	..	205	} 7,50,368	} 3,41,061
B. Land ..	39,669	..	39,669		
C. Works ..	3,57,342	1,251	3,58,593		
F (1). Other cross drainage works.	1,024	..	1,024		
L. Earthwork ..	2,31,926	..	2,31,926		
O. Miscellaneous ..	10,655	..	10,655		
P. Maintenance ..	856	..	856		
Unforeseen works ..	25	..	25		
Total ..	6,41,702	1,251	6,42,953	7,50,368	3,41,061

KURNOOL-CUDDAPAH CANAL—*Canal Project*—cont.

No. 2.—Capital Account for and to end of 1926-1927—cont.

Heads of account.	DIRECT CHARGES.			Cost of construction as now estimated (construction estimate closed).	Expenditure against closed estimate.
	Previous.	1926-1927.	Total.		
I. WORKS—cont.	RS.	RS.	RS.	RS.	RS.
(5) <i>Special tools and plant</i> —
Provision for unforeseen works.	— 257	..	— 257	11,337	..
Total, Works ..	1,90,91,796	1,296	1,90,93,092	1,96,05,927	1,66,31,213
II. ESTABLISHMENT ..	3,80,396	469	3,80,864	3,77,627	1,80,022
III. TOOLS AND PLANT ..	3,066	19	3,085	10,810	226
Loss by exchange ..	40,80,918	..	40,80,918	40,80,918	40,80,918
Grand Total ..	2,35,56,175	1,784	2,35,57,959	2,40,75,282	2,28,92,378
V. <i>Less</i> —RECEIPTS ON CAPITAL ACCOUNT.	2,44,283	..	2,44,283	2,26,747	2,26,747
Net Total ..	2,33,11,892	1,784	2,33,13,676	2,38,48,535	2,26,65,631
<i>Apportionment</i> —					
Chargeable to “49. Irrigation”.	2,18,73,121	..	2,18,73,121
Chargeable to “43. Minor Works and Navigation”—					
Imperial
Provincial	13,84,414	..	13,84,414
Chargeable to “33. Famine Relief”—					
Imperial	37,723	..	37,723
Provincial	— 301	..	— 301
Chargeable to “55-A. Irrigation—2. Unproductive.”	16,936	1,784	18,719
Total ..	2,33,11,892	1,784	2,33,13,676

KURNOOL-CUDDAPAH CANAL—Canal Project—cont.
No. 3.—Revenue Account for and to end of 1926-1927.

Receipts.	TOTAL.			Charges.	TOTAL.		
	Previous.	1926-1927.	Total.		Previous.	1926-1927.	Total.
I. DIRECT RECEIPTS—	RS.	RS.	RS.	I. EXTENSIONS AND IMPROVEMENTS—	RS.	RS.	RS.
1. Water-rates from irrigation ..	35,98,514	..	35,98,514	(1) Head works	80,346	35,112	1,15,458
3. Sale of water ..	93	900	993	(2) Main canals and branches	3,73,197	11,379	3,84,576
4. Water-supply of towns ..	70,256	562	70,819	(3) Distributaries	76,992	108	77,100
5. Receipts from plantations ..	24,278	..	24,278	(4) Drainage and protective works	13,251	..	13,251
6. Receipts from other canal produce ..	1,78,001	8,456	1,86,457	(5) Special tools and plant	— 168	..	— 168
8. Navigation receipts.	83,754	383	84,737	Add—Unclassifiable outlay	565	..	565
9. Rents of buildings..	36,926	1,218	37,244	Total ..	5,44,183	46,599	6,90,782
10. Fines ..	72	..	72	II. MAINTENANCE AND REPAIRS—			
11. Miscellaneous ..	1,06,015	902	1,06,917	(1) Head works	2,22,011	4,000	2,26,011
Deduct Refunds ..	498	20	518	(2) Main canals and branches	29,31,133	74,854	30,05,987
Total revenue realized in Public Works Department ..	40,96,511	13,002	41,09,513	(3) Distributaries	4,08,479	5,863	4,14,342
Irrigation revenue realized in Civil Department ..	47,94,739	3,49,210	51,43,949	(4) Drainage and protective works	20,108	..	20,108
				(5) Special tools and plant	5,891	..	5,891
				Add—Unclassifiable outlay	11,150	..	11,150
				Total ..	35,98,772	81,717	36,83,489
Total, Direct Receipts ..	88,91,250	3,62,212	92,53,462	Total, Extensions and Improvements and Maintenance and Repairs	41,42,955	1,31,316	42,74,271
				IV. ESTABLISHMENT	16,40,279	47,462	16,87,741
				V. TOOLS AND PLANT	1,11,615	1,941	1,13,556
				VI. REFUNDS OF REVENUE	14,592	..	14,592
				<i>Deduct—Recoveries on Revenue Account</i>	<i>196</i>	<i>..</i>	<i>196</i>
				Total, Direct Charges ..	59,09,245	1,80,719	60,89,964

water revenue on irrigation works classed as Productive and Unproductive kept in the Madras Presidency during 1924-25.

Working expenses, direct and indirect. (9)	Area charged as irrigated during the year 1924-25, first and second crops. (10)	Working expenses.			Occupiers' rate.		Total water-rate, direct and indirect.	
		Per cent on gross revenue. (11)	Per acre irri- gated. (12)	Per cubic foot per second of discharge at canal head. (13)	Per acre irri- gated. (14)	Per cubic foot per second of discharge at canal head. (15)	Per acre irri- gated. (16)	Per cubic foot per second of discharge at canal head. (17)
RS.	ACS.							
1,89,417	72,528	117.32	2.61	2.22	..
9,42,252	985,635	21.41	0.95	147	4.27	657
7,94,945	762,734	19.76	1.04	158	5.05	765
1,76,321	35,629	76.26	4.94	6.42	..
1,61,853	176,826	18.11	0.91	5.03	..
5,631	5,109	14.54	1.10	7.47	..
15,011	17,084	10.55	0.87	8.21	..
13,572	21,335	16.10	0.63	6.15	..
88,498	92,395	30.80	0.95	3.07	..
11,908	15,232	22.24	0.78	3.44	..
2,241	5,251	26.99	0.42	1.56	..
24,649	23,517	31.87	1.04	3.27	..
38,908	27,419	39.14	1.41	3.56	..
25,446	29,732	19.82	0.85	4.25	..
41,690	38,343	25.36	1.08	4.26	..
5,546	4,789	22.49	1.15	5.11	..
10,615	8,998	26.25	1.17	4.43	..
9,252	9,469	16.01	0.97	6.10	..
4,77,143	113,876	83.75	4.19	4.95	..
8,59,568	945,559	18.11	0.91	4.99	..
18,255	7,463	91.17	2.44	2.67	..
2,16,480	184,358	19.57	1.17	5.90	..
4,77,065	43,205	198.23	11.05	5.42	..
96,693	33,136	45.58	2.91	6.37	..
1,61,543	109,052	62.45	1.48	2.34	..
29,176	27,459	24.28	1.06	127	4.35	431
1,55,608	86,336	41.13	1.80	4.21	..
6,157	5,242	26.69	1.17	4.23	..
11,392	6,281	42.93	1.81	4.08	..
311	139	8.91	2.23	3.99	..
256	850	12.52	0.30	2.40	..
639	800	39.29	0.79	2.03	..
5,960	461	185.55	12.92	6.96	..
12,266	3,234	51.02	3.79	7.21	..
650	149	94.06	4.36	4.63	..
2,318	728	179.13	3.18	1.77	..
799	153	119.97	5.22	4.35	..
2,443	355	223.92	6.88	3.07	..
93	1,038	2.26	0.09	3.96	..
422	53	43.64	7.96	16.32	..
43	257	4.95	0.12	3.37	..
288	845	7.27	0.34	3.74	..
734	1,077	14.57	0.68	4.67	..
483	1,005	11.63	0.48	4.13	..
1,417	1,491	34.35	0.95	2.76	..
3,327	6,112	14.16	0.54	3.83	..
3,362	8,964	92.02	0.37	4.07	..
2,220	2,081	34.29	1.06	3.11	..
26,808	8,697	47.65	3.08	2.78	..
22,167	12,732	38.73	1.74	4.45	..
1,593	138	38.32	11.11

II. INDIRECT RECEIPTS—

Share of land revenue collected in the Civil Department ..	31,114	2,000	33,114	Share of collection charges in the Civil Department			2,51,115	17,550	2,68,665
				Indirect Charges			2,40,820	1,313	2,42,133
				Total, Direct and Indirect Charges ..			64,01,180	1,99,582	66,00,762
				<i>Deduct—Old maintenance charges saved to Government *</i>			48,741	4,143	52,884
				Net Total ..			63,52,439	1,95,439	65,47,878
Total, Public Works and Civil Departments, Revenue ..				89,22,364	3,64,212	92,86,576	Balance, net revenue ..		
							25,69,925	1,68,773	27,38,698
Total, Receipts ..				89,22,364	3,64,212	92,86,576	Grand Total ..		
							89,22,364	3,64,212	92,86,576

*** Direct—**

Extensions and improvements	Rs.	232
Maintenance and repairs	2,757	
Establishment	1,080	
Tools and plant	44	
Total Direct ..		4,113
Indirect	30	
Total, Direct and Indirect ..		4,143

KUENOOL-CUDDAPAH CANAL—*Canal Project*--cont.

No. 4.—Interest Account for and to end of 1926-1927.

	Amount.		Amount.
	RS.		RS.
Total interest charges to end of 1925-1926	3,60,65,697	Net revenue realized to end of 1925-1926	25,69,925
Total interest charges for the year 1926-1927	7,84,950	Net revenue realized during 1926-1927	1,68,773
		Balance, net interest charges ..	3,41,11,949
Total ..	3,68,50,647	Total ..	3,68,50,647

No. 5.—Account of Indirect Charges for and to end of 1926-1927.

Particulars.	Previous.	1926-1927.	Total.
	RS.	RS.	RS.
CAPITAL—			
Capitalization of abatement of land revenue ..	19,983	..	19,983
Leave and pension allowances	53,274	..	53,274
Audit and accounts	168	13	181
Total ..	73,425	13	73,438
REVENUE—			
Capitalization of abatement of land revenue ..	5,869	..	5,869
Leave and pension allowances	2,30,069	..	2,30,069
Audit and accounts	4,882	1,313	6,195
Total ..	2,40,820	1,313	2,42,133
Grand Total ..	3,14,245	1,326	3,15,571

KURNOOL-CUDDAPAR CANAL—Canal Project—cont.

No. 6.—Statement comparing Charges to date with Sanctioned Estimates.

54

Particulars.	CHARGES AGAINST CLOSED SANCTIONS.			CURRENT SANCTIONS.			Total charges to date against old and current sanctions.	REMARKS.	
	Expenditure against construction estimate.	Expenditure against open canal sanctions.	Total.	Charges to date.	Amount of sanctioned estimate.	Unspent balance of estimate.		G.O. No. and date.	Amount of estimate.
<i>Direct Charges.</i>	RS.	RS.	RS.	RS.	RS.	RS.	RS.	<i>Direct Charges.</i>	RS.
Works	1,77,82,139	8,49,074	1,86,31,213	4,61,879	9,74,714	5,12,835	1,90,99,092	851 I., 8th Oct. 1900 ..	2,32,200
Establishment	1,80,022	1,80,022	2,00,842	1,97,605	— 3,237	3,80,864		
Tools and plant	225	225	2,860	10,585	7,725	3,085		
Suspense account		
Loss by exchange	40,80,918	..	40,80,918	40,80,918		
Total ..	2,18,63,057	10,29,321	2,28,92,378	6,65,581	11,82,904	5,17,623	2,35,57,959	487 I., 21st Nov. 1916.	7,42,514
<i>Less—Receipts on Capital Account.</i>	2,24,115	2,632	2,26,747	17,536	..	— 17,536	2,44,283		
Net Total ..	2,16,38,942	10,26,689	2,26,65,631	6,48,045	11,82,904	5,34,859	2,33,13,676	Total ..	9,74,714
<i>Indirect Charges.</i>								<i>Indirect Charges.</i>	
Capitalized abatement of land revenue	2,377	2,377	17,606	38,050	20,414	19,983	851 I., 8th Oct. 1900.	23,000
Leave and pension allowances	25,203	25,203	28,071	27,046	— 1,025	53,274	487 I., 21st Nov. 1917.	42,096
Audit and accounts	— 12	— 12	193	..	— 193	181		
Total	27,568	27,568	45,870	65,096	19,226	73,438	Total ..	65,096
Grand Total ..	2,16,38,942	10,54,257	2,26,93,199	6,93,915	12,48,000	5,54,085	2,33,87,114		

ADMINISTRATIVE ACCOUNTS
FOR THE YEAR 1926-1927.

415

MADRAS PRESIDENCY.

TIPPAYAPALEM PROJECT—*Tank Project.*

No. 2.—Capital Account for and to end of 1926-1927.

Heads of account.	DIRECT CHARGES.			Cost of construction as now estimated.	Expenditure against closed estimate.
	Previous.	1926-1927.	Total.		
I. Works—	RS.	RS.	RS.	RS.	
(1) <i>Head Works—</i>					
B. Land	28,937	..	28,937	11,550	..
C. Works	668	— 21	647	66,600	..
K. Buildings	463	463	5,000	..
L. Earthwork	25,734	— 7,668	18,066	1,03,400	..
O. Miscellaneous	4,655	— 7	4,648	18,810	..
Total	59,994	— 7,233	52,761	2,05,360	..
(2) <i>Main Canals and Branches—</i>					
L. Earthwork	19,200	..
O. Miscellaneous	1,440	..
Total	20,640	..
(3) <i>Distributaries—</i>					
C. Works
L. Earthwork
O. Miscellaneous
Total
(5) Special tools and plant
Total, Works	59,994	— 7,233	52,761	2,26,000	..
II. ESTABLISHMENT	19,198	— 2,614	16,584	56,500	..
III. TOOLS AND PLANT	401	— 107	294	4,520	..
Grand Total	79,593	— 9,954	69,639	2,87,020	..
V. <i>Loss—RECEIPTS ON CAPITAL ACCOUNT.</i>
Net Total	79,593	— 9,954	69,639	2,87,020	..
Chargeable to "55-A. Irrigation Works—Unproductive.	79,593	— 9,954	69,639

ADMINISTRATIVE ACCOUNTS
FOR THE YEAR 1926-1927.

MADRAS PRESIDENCY.

TIPPAYAPALEM PROJECT—*Tank Project*—cont.

No. 4.—Interest Accounts for and to end of 1926-1927.

	Amount.		Amount.
	Rs.		Rs.
Total interest charges to end of 1925-1926	3,168	Net revenue realized to end of 1925-1926
Total interest charges for the year 1926-1927	4,119	Net revenue realized during 1926-1927
		Balance net interest charges	7,287
Total ..	7,287	Total ..	7,287

No. 5.—Account of Indirect Charges for and to end of 1926-1927.

Particulars.	Previous.	1926-1927.	Total.
	Rs.	Rs.	Rs.
CAPITAL—			
Capitalization of abatement of land revenue	114	4,486	4,600
Leave and pension allowances	2,658	..	2,658
Audit and accounts	600	72	528
Total ..	3,402	4,414	7,816
REVENUE—			
Capitalization of abatement of land revenue
Leave and pension allowances
Audit and accounts
Total
Grand Total ..	3,402	4,414	7,816

TIPPAYAPALEM PROJECT—*Tank Project*—cont.

No. 6.—Statement comparing Charges to date with Sanctioned Estimates.

Particulars.	CHARGES AGAINST CLOSED SANCTIONS.			CURRENT SANCTIONS.			Total charges to date against old and current sanctions.	REMARKS.	
	Expenditure against construction estimate.	Expenditure against open canal sanctions.	Total.	Charges to date.	Amount of sanctioned estimate.	Unspent balance of estimate.		G.O. No. and date.	Amount of estimate.
<i>Direct Charges.</i>				RS.	RS.	RS.		<i>Direct Charges.</i>	RS.
Works	52,761	2,26,000	1,73,239	..	Mis. 33 I., dated 4th February 1924.	2,26,000
Establishment	16,584	56,500	39,916	..	<i>Indirect Charges.</i>	32,170
Tools and plant	294	4,520	4,226	..		
Suspense account		
Total	69,639	2,87,020	2,17,381	..	Mis. 33 I., dated 4th February 1924.	
Less—Receipts on Capital Account		
Net Total	69,639	2,87,020	2,17,381	..		
<i>Indirect Charges.</i>									
Capitalized abatement of land revenue	4,600	22,000	17,400	..		
Leave and pension allowances	2,688	7,910	5,222	..		
Audit and accounts	528	2,260	1,732	..		
Total	7,816	32,170	24,354	..		
Grand Total	77,455	3,19,190	2,41,735	..		

VALLURU ANICUT SYSTEM—*Canal Project.*

No. 2.—Capital Account for and to end of 1926-1927.

Heads of account.	DIRECT CHARGES.			Cost of construction as now estimated (construction estimate closed on 31st March 1893).	Expenditure against closed estimate.
	Previous.	1926-1927.	Total.		
I. WORKS—	RS.		RS.	RS.	RS.
(1) <i>Head Works—</i>					
C. Works ..	59,515	..	59,515	59,515	59,515
Total ..	59,515	..	59,515	59,515	59,515
(3) <i>Distributaries—</i>					
C. Works ..	1,147	..	1,147	1,147	1,147
Total ..	1,147	..	1,147	1,147	1,147
Total, Works ..	60,662	..	60,662	60,662	60,662
II. ESTABLISHMENT ..	13,679	..	13,679	13,679	13,679
III. TOOLS AND PLANT ..	25	..	25	25	25
Grand Total ..	74,366	..	74,366	74,366	74,366
V. <i>Less—RECEIPTS ON CAPITAL ACCOUNT</i>
(a) Net Total ..	74,366	..	74,366	74,366	74,366

(a) Chargeable to "43. Minor Works and Navigation—Provincial."

VALLURU ANICUT SYSTEM—Canal Project—cont.
No. 3.—Revenue Account for and to end of 1926-1927.

Receipts.	TOTAL.			Charges.	TOTAL.		
	Previous.	1926-1927.	Total.		Previous.	1926-1927.	Total.
I. DIRECT RECEIPTS—	RS.	RS.	RS.	I. EXTENSIONS AND IMPROVEMENTS—	RS.	RS.	RS.
5. Receipts from plantations ..	1,691	75	1,766	(1) Head works	4,841	..	4,841
6. Receipts from other canal produce	1,072	224	1,296	(2) Main canals and branches	127	70	197
9. Rents of buildings	156	9	165	(3) Distributaries
11. Miscellaneous	768	2	770	(4) Drainage and protective works	4,817	..	4,817
				(5) Special tools and plant
				Total ..	9,785	70	9,855
Total, Revenue realized in Public Works Department	3,687	310	3,997	II. MAINTENANCE AND REPAIRS—			
Irrigation Revenue realized in Civil Department	1,33,160	— 398	1,32,762	(1) Head works	39,383	2,556	41,939
				(2) Main canals and branches	9,401	..	9,401
				(3) Distributaries
				(4) Drainage and protective works
				(5) Special tools and plant
Total, Direct Receipts ..	1,36,847	— 88	1,36,759	<i>Add—</i> Unclassifiable outlay	17,582	..	17,582
				Total ..	68,366	2,556	68,922
				Total, Extensions and Improvements and Maintenance and Repairs	76,151	2,626	78,777
				IV. ESTABLISHMENT	17,797	949	18,746
				V. TOOLS AND PLANT	567	39	606
				VI. REFUNDS OF REVENUE
				Total, Direct Charges ..	94,516	3,614	98,129

II. INDIRECT RECEIPTS—							
Share of land revenue collected in the Civil Department ..	50,709	1,074	51,783	Share of collection charges in the Civil Department	9,196	34	9,230
				Indirect charges	2,698	26	2,724
Total, Public Works and Civil Departments, Revenue ..	1,87,556	986	1,88,542	Total, Direct and Indirect Charges ..	1,06,409	3,674	1,10,083
				<i>Deduct—Old maintenance charges saved to Government (a)</i>	<i>43,233</i>	<i>1,806</i>	<i>45,039</i>
				Net Total ..	63,176	1,868	65,044
				Balance, net revenue	1,24,380	— 882	1,23,498
				Grand Total ..	1,87,556	986	1,88,542
Total, Receipts ..	1,87,556	986	1,88,542				

	Rs.								
(n) Extensions and Improvements									226
Maintenance and repairs									1,077
Establishment									471
Tools and plant									19
									Total, Direct Charges .. 1,793
Indirect charges									13
									Total, Direct and Indirect Charges .. 1,806

VALLURU ANICUT SYSTEM—*Canal Project*—cont.

No. 4.—Interest Account for and to end of 1926-1927.

	Amount.		Amount.
	RS.		RS.
Total interest charges to end of 1925-1926	1,11,217	Net revenue realized to end of 1925-1926	1,24,380
Total interest charges for the year 1926-1927	2,709	Net revenue realized during 1926-1927	--882
		Balance, net interest charges ..	20,428
Total ..	1,43,926	Total ..	1,43,926

No. 5.—Account of Indirect Charges for and to end of 1926-1927.

Particulars.	Previous.	1926-1927.	Total.
	RS.	RS.	RS.
Capital—			
Leave and pension allowances	1,916	..	1,916
Audit and accounts
Total ..	1,916	..	1,916
Revenue—			
Leave and pension allowances	2,489	..	2,489
Audit and accounts	209	26	235
Total ..	2,698	26	2,724
Grand total ..	4,614	26	4,640

E-III.—Statement showing the area actually irrigated by flow and lift under Productive and Unproductive Works and the value of crops raised thereon for fasli 1334 (1924-25).

Districts.	Names of systems.	Area actually irrigated.						Value of crops.	
		First crop.		Second crop.		Total.	Both seasons.	Paddy.	
		Flow.	Lift.	Flow.	Lift.			Area irrigated.	Estimated value.
(1)	(2)	(3)	(4)	(5)	(6)	(7)	(8)	(9)	(10)
	(i) <i>Productive Works.</i>	ACS.	ACS.	ACS.	ACS.	ACS.	ACS.	ACS.	RS.
Ganjām	Ganjām minor rivers system.	62,165	2,051	4,768	2,235	71,209	41	63,517	50,07,766
East Godavari	Godavari delta system ..	347,572	4,642	73,019	2,283	427,516	9,322	383,321	4,85,54,322
West Godavari	Do. ..	390,061	8,826	133,721	4,602	537,270	4,801	507,721	5,32,56,395
Kistna	Do. ..	268	268	..	268	10,014
	Total ..	737,901	13,468	206,740	6,945	965,054	14,123	891,310	10,18,20,761
West Godavari	Kistna delta system ..	37,221	162	3	..	37,386	13	37,216	47,51,519
Kistna	Do. ..	395,068	3,198	497	89	398,852	2,075	395,010	4,42,28,929
Guntūr	Do. ..	310,317	4,262	623	32	315,234	4,104	309,656	3,79,32,234
	Total ..	742,606	7,622	1,123	121	751,472	6,192	741,882	8,69,12,622
Kistna	Divi pumping system ..	34,986	119	1	..	35,105	2	35,005	34,34,629
Nellore	Penner river canals system.	149,362	3,335	18,897	353	171,947	340	160,459	1,56,81,069
Coimbatore	Arakkankottai channel ..	4,397	158	522	12	5,089	29	4,872	7,82,122
Do.	Tadapalli channel ..	14,475	413	1,839	144	16,871	656	15,148	23,25,537
Do.	Kalingarayan channel ..	9,627	2,335	7,614	1,652	21,228	3,438	14,702	21,46,409
North Arcot	Palar anicut system ..	47,662	1,513	10,266	311	59,652	791	47,784	50,17,401
Chingleput	Do. ..	19,037	234	4,787	95	24,153	38	20,620	19,52,085
	Total ..	66,599	1,747	15,053	406	83,806	829	68,404	69,69,486

VALLURU ANICUT SYSTEM—Canal Project—co

No. 6.—Statement comparing charges to date with Sanctioned Estimates.

Particulars.	CHARGES AGAINST CLOSED SANCTIONS.			CURRENT SANCTIONS.			Total charges to date against old and current sanctions.	REMARKS.	
	Expenditure against construction estimate.	Expenditure against open canal sanction.	Total.	Charges to date.	Amount of sanctioned estimate.	Unspent balance of estimate.		G.O. No. and date.	Amount of estimate.
1	2	3	4	5	6	7	8	9	10
<i>Direct Charges.</i>	RS.	RS.	RS.				RS.		
Works	50,550	10,112	60,662	60,662		
Establishment	11,627	2,052	13,679	13,679		
Tools and plant	25	25	25		
Suspense account		
Total	62,177	12,189	74,366	74,366		
Less—Receipts on capital account		
Net Total	62,177	12,189	74,366	74,366		
<i>Indirect Charges.</i>									
Capitalized statement of land revenue		
Leave and pension allowances	1,628	288	1,916	1,916		
Total	1,628	288	1,916	1,916		
Grand Total	63,805	12,477	76,282	76,282		

MADRAS WATER-SUPPLY AND IRRIGATION SYSTEM—*Tank Project.*

No. 2.—Capital Account for and to end of 1926-1927.

Heads of account.	DIRECT CHARGES.			Cost of construction as now estimated (closed in 1893).	Expenditure against closed estimate.
	Previous.	1926-1927.	Total.		
I WORKS—	RS.		RS.	RS.	RS.
(1) <i>Head Works—</i>					
C. Works	98,309	..	98,309	98,309	98,309
K. Buildings	8,827	..	8,827	8,827	8,827
O. Miscellaneous	1,029	..	1,029	1,029	1,029
Total ..	1,08,165	..	1,08,165	1,08,165	1,08,165
(2) <i>Main Canals and Branches—</i>					
B. Land	65,979	..	65,979	65,979	65,979
D. Regulators	48,818	..	48,818	48,818	48,818
E. Falls and weirs	13,094	..	13,094	13,094	13,094
F. (1) Other cross drainage works.	59,847	..	59,847	59,847	59,847
G. Bridges	55,344	..	55,344	55,344	55,344
K. Buildings	6,045	..	6,045	6,045	6,045
L. Earthwork	1,04,628	..	1,04,628	1,04,628	1,04,628
Total ..	3,53,755	..	3,53,755	3,53,755	3,53,755
<i>Reservoirs—</i>					
B. Land	1,35,313	..	1,35,313	1,35,313	1,35,313
C. Works	1,67,908	..	1,67,908	1,67,908	1,67,908
L. Earthwork	5,33,148	..	5,33,148	5,33,148	5,33,148
O. Miscellaneous	45,753	..	45,753	45,753	45,753
Total ..	8,82,122	..	8,82,122	8,82,122	8,82,122
(3) <i>Distributaries—</i>					
C. Works	4,368	..	4,368	4,368	4,368
L. Earthwork	2,275	..	2,275	2,275	2,275
Total ..	6,643	..	6,643	6,643	6,643
(4) <i>Drainage and protective works.</i>					
C. Works	2,672	..	2,672	2,672	2,672
(5) Special tools and plant
Provision for unforeseen works
Total, Works ..	13,53,357	..	13,53,357	13,53,357	13,53,357
II. ESTABLISHMENT	2,22,722	..	2,22,722	2,22,722	2,22,722
III. TOOLS AND PLANT	6,837	..	6,837	6,837	6,837
Grand Total ..	15,82,916	..	15,82,916	15,82,916	15,82,916
V. <i>Less—RECEIPTS ON CAPITAL ACCOUNT.</i>	1,302	..	1,302	1,302	1,302
(a) Net Total ..	15,81,614	..	15,81,614	15,81,614	15,81,614
Chargeable to 43. Irrigation—					
Provincial	15,79,536	..	15,79,536
Chargeable to 55. Irrigation—					
2. Unproductive	2,078	..	2,078
Total ..	15,81,614	..	15,81,614

(*) Chargeable to "43. Minor Works and Navigation—Provincial".

MADRAS WATER-SUPPLY AND IRRIGATION SYSTEM—*Tank Project*—cont.

No. 3.—Revenue Account for and to end of 1926-1927.

Receipts.	TOTAL.			Charges.	TOTAL.		
	Previous.	1926-1927.	Total.		Previous.	1926-1927.	Total.
	RS.	RS.	RS.		RS.	RS.	RS.
I. DIRECT RECEIPTS—				I. EXTENSIONS AND IMPROVEMENTS—			
3. Sales of water ..	9,29,163	..	9,29,163	(1) Head works	6,704	..	6,704
Water-supply of towns.	38,945	36,742	75,687	(2) Main canals and branches	41,209	1,661	42,870
6. Receipts from plantations ..	2,243	..	2,243	(3) Distributaries	3,277	..	3,277
8. Receipts from other canal produce ..	4,792	117	4,909	(4) Drainage and protective works	613	..	613
9. Rents of buildings.	1,290	59	1,349	(5) Special tools and plant	22	..	22
10. Fines	39	..	39	Total ..	51,825	1,661	53,486
11. Miscellaneous ..	4,904	253	5,157	II. MAINTENANCE AND REPAIRS—			
<i>Deduct—Refunds.</i>	..	5	5	(1) Head works	61,876	..	61,876
Total, Revenue realized in Public Works Department	9,81,376	37,166	10,18,542	(2) Main canals and branches	6,69,891	18,393	6,88,284
Irrigation revenue realized in Civil Department	6,00,613	10,265	6,10,878	(3) Distributaries	2,980	..	2,980
Total, Direct Revenue ..	15,81,989	47,431	16,29,420	(4) Drainage and protective works	3,061	..	3,061
				(5) Special tools and plant
				Total ..	7,38,808	18,393	7,57,201
				Total, Extensions and Improvements and Maintenance and Repairs	7,90,633	20,054	8,10,687
				IV. ESTABLISHMENT	2,60,067	7,248	2,67,315
				V. TOOLS AND PLANT	9,104	296	9,400
				VI. REFUNDS OF REVENUE	88	..	88
				<i>Deduct—Recoveries on Revenue account</i>	<i>1,008</i>	<i>38</i>	<i>1,046</i>
				Total, Direct Charges ..	10,58,884	27,560	10,86,444

MADRAS WATER-SUPPLY AND IRRIGATION SYSTEM—*Tank Project*—cont.

No. 3.—Revenue Account for and to end of 1926–1927—*cont.*

Receipts.	TOTAL.			Charges.	TOTAL.		
	Previous.	1926–1927.	Total.		Previous.	1926–1927.	Total.
	RS.	RS.	RS.		RS.	RS.	RS.
II. INDIRECT RECEIPTS—				Share of collection charges in the Civil Department ..	33,417	536	33,953
Share of land revenue collected in the Civil Department ..	23,953	462	24,415	Indirect charges	38,426	201	38,627
				Total, Direct and Indirect Charges ..	11,30,727	28,297	11,59,024
				<i>Deduct</i> —Old maintenance charges saved to Government (a)	2,73,342	5,268	2,78,610
Total, Public Works and Civil Departments—Revenue	16,05,942	47,893	16,53,835	Net Total ..	8,57,385	23,029	8,80,414
Total, Receipts ..	16,05,942	47,893	16,53,835	Balance, Net revenue ..	7,48,557	24,864	7,73,421
				Grand Total ..	16,05,942	47,893	16,53,835

(a) Extensions and improvements	Rs.	3,600
Maintenance and repairs	200	
Establishment	1,374	
Tools and plant	56	
	<u>5,230</u>	
Indirect charges	38	
	<u>5,268</u>	
Total, Direct and Indirect ..		5,268

ADMINISTRATIVE ACCOUNTS
FOR THE YEAR 1926-1927.

MADRAS PRESIDENCY.

MADRAS WATER-SUPPLY AND IRRIGATION SYSTEM—*Tank Project*—cont.

No. 4.—Interest Account for and to end of 1926-1927.

	Amount.		Amount.
	RS.		RS.
Total interest charges to end of 1926-1926	32,81,719	Net revenue realized to end of 1925-1926	7,48,557
Total interest charges for the year 1926-1927.. .. .	53,359	Net revenue realized during 1926-1927	24,864
		Balance, net interest charges.	25,61,657
Total ..	33,35,078	Total ..	33,35,078

No. 5.—Account of Indirect Charges for and to end of 1926-1927.

Particulars.	Previous.	1926-1927.	Total.
	RS.	RS.	RS.
Capital—			
Capitalization of abatement of land revenue.	2,08,120	..	2,08,120
Leave and pension allowances	31,522	..	31,522
Audit and accounts	16	..	16
Total ..	2,39,658	..	2,39,658
Revenue—			
Capitalization of abatement of land revenue.	1,095	..	1,095
Leave and pension allowances	36,257	..	36,257
Audit and accounts	1,074	201	1,275
Total ..	38,426	201	38,627
Grand Total ..	2,78,084	201	2,78,285

MADRAS WATER-SUPPLY AND IRRIGATION SYSTEM—*Tank Project*—cont.

No. 6.—Statement comparing charges to date with Sanctioned Estimate.

Particulars.	CHARGES AGAINST CLOSED SANCTIONS.			CURRENT SANCTIONS.			Total charges to date against old and current sanctions.	REMARKS.	
	Expenditure against construction estimate.	Expenditure against open canal sanction.	Total.	Charges to date.	Amount of sanctioned estimate.	Unspent balance of estimate.		G.O. No. and date.	Amount of estimate.
	RS.	RS.	RS.				RS.		
<i>Direct Charges.</i>									
Works	12,97,799	55,558	13,53,357	13,53,367		
Establishment	2,12,547	10,175	2,22,722	2,22,722		
Tools and plant	6,648	180	6,837	6,837		
Suspense account		
Total	15,16,994	65,922	15,82,916	15,82,916		
Less—Receipts on Capital Account	1,167	135	1,302	1,302		
Net Total	15,15,827	65,787	15,81,614	15,81,614		
<i>Indirect Charges.</i>									
Capitalized abatement of land revenue	2,08,120	..	2,08,120	2,08,120		
Leave and pension allowances	30,098	1,424	31,522	31,522		
Audit and accounts	16	16	16		
Total	2,38,218	1,440	2,39,658	2,39,658		
Grand Total	17,54,045	67,227	18,21,272	18,21,272		

PANJAMPATTI RESERVOIR—*Tank Project.*

No. 2.—Capital Account for and to end of 1926-1927.

Heads of account.	DIRECT CHARGES.			Cost of construction as now estimated.	Expenditure against closed estimate.
	Previous	1926-1927.	Total.		
I. WORKS—	RS.	RS.	RS.	RS.	
(1) Head Works—					
A. Preliminary Expenses ..	936	..	936	1,020	..
B. Land	60,677	..	60,677	60,152	..
C. Works	23,706	..	23,706	12,362	..
K. Buildings	81	..	81	5,310	..
L. Earthwork	1,46,924	..	1,46,924	1,65,664	..
O. Miscellaneous (Unforeseen works).	11,919	..	11,919	7,960	..
P. Maintenance	2,823	..	2,823	486	..
Total ..	2,47,066	..	2,47,066	2,52,954	..
(3) Distributaries—					
A. Preliminary Expenses ..	425	..	425	880	..
B. Land	2,517	..	2,517
C. Works	1,460	..	1,460
L. Earthwork	957	..	957	11,005	..
O. Miscellaneous
Total ..	5,359	..	5,359	11,865	..
(5) Special tools and plant— Provision for unforeseen works.	— 23,634	..	— 23,634
Total, Works ..	2,28,791	..	2,28,791	2,64,839	..
II. ESTABLISHMENT	43,411	..	43,411	42,927	..
III. TOOLS AND PLANT	56,282	..	56,282	28,324	..
Grand Total ..	3,28,484	..	3,28,484	3,36,090	..
V. Loss—RECEIPTS ON CAPITAL ACCOUNT.	703	..	703
Net Total ..	3,27,781	..	3,27,781	3,36,090	..
Chargeable to 43. Provincial Irrigation.	3,24,486	..	3,24,486
Chargeable to 55-A. Irrigation 2. Unproductive.	3,295	..	3,295
Total ..	3,27,781	..	3,27,781

PANJAMPATTI RESERVOIR—Tank Project—cont.
No. 3.—Revenue Account for and to end of 1926-1927.

Receipts.	TOTAL.			Charges.	TOTAL.		
	Previous.	1926-1927.	Total.		Previous.	1926-1927.	Total.
I. DIRECT RECEIPTS—	RS.	RS.	RS.	I. EXTENSIONS AND IMPROVEMENTS—	RS.	RS.	RS.
5. Receipts from plantations	(1) Head works
6. Receipts from other canal produce ..	151	12	163	(2) Main canals and branches
9. Rents of buildings	22	17	39	(3) Distributaries
11. Miscellaneous	(4) Drainage and protective works
				(5) Special tools and plant
Total, Revenue realized in Public Works Department	173	29	202	Total
Irrigation revenue realized in Civil Department	6,018	812	6,830	II. MAINTENANCE AND REPAIRS—			
				(1) Head works	316	358	674
				(2) Main canals and branches	419	..	419
				(3) Distributaries	239	239
				(4) Drainage and protective works
				(5) Special tools and plant
				Total ..	735	597	1,332
				Total, Extensions and Improvements and Maintenance and Repairs ..	735	597	1,332
				IV. ESTABLISHMENT	162	193	355
				V. TOOLS AND PLANT	4	4
				VI. REFUNDS OF REVENUE
				Total, Direct Charges ..	897	756	1,683
				Share of collection charges in the Civil Department	301	41	342
				Indirect charges	30	6	36
				Total, Direct and Indirect Charges ..	1,228	833	2,061
				Balance, Net revenue ..	6,843	589	7,432
Total, Direct Receipts ..	6,191	841	7,032	Grand Total ..	8,071	1,422	9,493
II. INDIRECT RECEIPTS—							
Share of land revenue collected in the Civil Department	1,880	581	2,461				
Total, Public Works and Civil Department, Revenue	8,071	1,422	9,493				
Total, Receipts ..	8,071	1,422	9,493				

PANJAMPATTI RESERVOIR—*Tank Project*—cont.

No. 4.—Interest Account for and to end of 1926-1927.

	Amount.		Amount
	RS.		RS.
Total interest charges to end of 1925-1926	1,26,209	Net revenue realized to end of 1925-1926	6,843
Total interest charges for the year 1926-1927	12,594	Net revenue realized during 1926-1927	589
		Balance, net interest charges ..	1,31,371
Total ..	1,38,803	Total ..	1,38,803

No. 5.—Accounts of Indirect Charges for and to end of 1926-1927.

Particulars.	Previous.	1926-1927.	Total.
	RS.	RS.	RS.
CAPITAL—			
Capitalization of abatement of land revenue	5,396	..	5,396
Leave and pension allowances ..	6,077	..	6,077
Audit and accounts	22	..	22
Total ..	11,495	..	11,495
REVENUE—			
Capitalization of abatement of land revenue
Leave and pension allowances ..	23	..	23
Audit and accounts	7	6	13
Total ..	30	6	36
Grand Total ..	11,525	6	11,531

PANJAMPATTI RESERVOIR—*Tank Project*—cont.

No. 6.—Statement comparing Charges to date with Sanctioned Estimates.

Particulars.	CHARGES AGAINST CLOSED SANCTIONS.			CURRENT SANCTIONS.			Total charges to date against old and current sanctions.	REMARKS.	
	Expenditure against construction estimate.	Expenditure against open canal sanction.	Total.	Charges to date.	Amount of sanctioned estimate.	Unspent balance of estimate.		G.O. No. and date.	Amount of estimate.
<i>Direct Charges.</i>				RS.	RS.	RS.		<i>Direct Charges.</i>	RS.
Works	2,28,791	2,64,839	36,048		228 I., 11th June 1917.	2,64,839
Establishment	43,411	42,927	— 484			
Tools and plant	56,282	28,324	— 27,958			
Suspense account..			
Total	3,28,484	3,36,090	7,606			
<i>Loss—Receipts on Capital Account</i>	703	..	— 703			
Net Total	3,27,781	3,35,090	8,309			
<i>Indirect Charges.</i>								<i>Indirect Charges.</i>	
Capitalized abatement of land revenue	5,396	62,500	57,104		228 I., 11th June 1917.	68,510
Leave and pension allowances	6,077	6,910	— 67			
Audit and accounts	22	..	— 22			
Total	11,495	68,510	57,015			
Grand Total	3,39,276	4,04,600	65,324			

IRRIGATION BRANCH.

432

PUBLIC WORKS DEPARTMENT.

Chingleput	Chembrambakkam tank ..	11,402	939	1,888	235	14,464	428	12,160	11,62,861
Do.	Vallur anicut system ..	3,996	529	119	65	4,709	57	4,220	4,49,703
North Arcot	Poincy anicut system ..	16,484	388	3,527	57	20,456	89	14,399	14,37,912
Chittoor	Do.	1,051	6	330	1	1,388	4	721	86,215
	Total	17,535	394	3,857	58	21,844	93	15,120	15,24,197
North Arcot	Cheygar anicut system ..	18,398	485	6,586	126	25,595	173	21,867	24,11,365
Chingleput	Do.	425	..	118	..	545	..	482	36,918
	Total	18,823	485	6,704	126	26,138	173	22,349	24,48,283
South Arcot	Tirukkoyilar anicut system.	24,245	799	3,640	87	28,771	385	24,303	26,88,998
Do.	Shatiatepe anicut system.	30,221	890	5,305	161	36,577	33	34,571	39,57,432
Do.	Mehamsttur anicut system.	4,532	32	157	3	4,724	76	4,458	5,22,044
Do.	Vriddhachalam anicut system.	8,573	78	121	3	8,770	6	8,608	10,49,121
Do.	Toludur project	7,849	382	1,138	14	9,383	98	7,715	9,10,090
Do.	Lower Coleroon anicut system.	82,503	1,261	4,299	80	88,143	326	86,978	1,10,73,456
Tanjore	Do.	20,629	502	861	130	22,122	128	21,550	21,40,940
	Total	103,132	1,763	5,160	210	110,265	454	108,528	1,32,14,396
Tanjore	Cauvery delta system ..	744,128	25,772	62,797	2,806	835,505	12,600	798,195	7,24,59,255
Trichinopoly	Do.	34,698	2,187	15,691	1,199	53,775	1,738	49,724	68,92,675
	Total	778,826	27,959	78,488	4,005	889,278	14,338	847,919	7,93,51,930
Trichinopoly	Nandiya channel system.	5,556	699	576	203	7,034	373	5,742	6,27,138
Madura	Periyar system	128,138	149	52,300	54	180,641	1,954	169,588	2,44,33,756
Tinnevely	Sriwaikuntam anicut system.	21,675	752	17,768	248	40,443	926	37,790	36,45,919
Do.	Marudur anicut system ..	16,719	228	15,593	32	32,572	680	30,780	37,16,367
	Total of Productive Works.	3,003,339	67,321	449,361	17,372	3,537,393	45,719	3,329,150	36,47,72,611

GANJAM-GOPALPUR CANAL—*Canal Project.*

No. 2.—Capital Account for and to end of 1926-1927.

Heads of account.	DIRECT CHARGES.			Cost of construction as now estimated (closed in 1893).	Expenditure against closed estimate.
	Previous.	1926-1927.	Total.		
	RS.		RS.	RS.	RS.
I. WORKS—					
2. <i>Main Canals and Branches—</i>					
A. Preliminary Expenses.	623	..	623	623	623
B. Land	632	..	632	632	632
L. Earthwork	94,093	..	94,093	94,093	94,093
O. Miscellaneous	7,327	..	7,327	7,327	7,327
Total	1,02,675	..	1,02,675	1,02,675	1,02,675
5. <i>Special tools and plant</i>
Total, Works	1,02,675	..	1,02,675	1,02,675	1,02,675
II. ESTABLISHMENT	37,799	..	37,799	37,799	37,799
III. TOOLS AND PLANT	2,733	..	2,733	2,733	2,733
Grand Total	1,43,207	..	1,43,207	1,43,207	1,43,207
V. Less—RECEIPTS ON CAPITAL ACCOUNT.	107	..	107	107	107
(a) Net Total	1,43,100	..	1,43,100	1,43,100	1,43,100

(a) Chargeable to "43. Minor Works and Navigation—Provincial."

GANJAM-GOPALPUR CANAL—Canal Project—cont.

No. 3.—Revenue Account for and to end of 1926–1927.

Receipts.	TOTAL.			Charges.	TOTAL.		
	Previous.	1926–1927.	Total.		Previous.	1926–1927.	Total.
	RS.	RS.	RS.		RS.	RS.	RS.
DIRECT RECEIPTS—				I. EXTENSIONS AND IMPROVEMENTS—			
5. Receipts from plantations ..	4,591	132	4,723	(1) Head works
6. Receipts from other canal produce	285	..	285	(2) Main canals and branches	555	..	555
11. Miscellaneous ..	272	8	280	(3) Distributaries
				(4) Drainage and protective works
				(5) Special tools and plant
				Total ..	555	..	555
Total revenue realized in the Public Works Department ..	5,148	140	5,288	II. MAINTENANCE AND REPAIRS—			
				(1) Head works
Total, Public Works and Civil Departments, Revenue	5,148	140	5,288	(2) Main canals and branches	5,811	289	6,100
				(3) Distributaries
				(4) Drainage and protective works
				(5) Special tools and plant
				Total ..	5,811	289	6,100
				Total, Extensions and Improvements and Maintenance and Repairs ..	6,366	289	6,655
				IV. ESTABLISHMENT	1,970	104	2,074
				V. TOOLS AND PLANT	59	1	60
				VI. REFUNDS OF REVENUE
				Total, Direct Charges ..	8,395	394	8,789
Net deficit, if any ..	3,840	257	4,097	Share of collection charges in the Civil Department
				Indirect Charges	693	3	696
				Total, Direct and Indirect Charges ..	8,988	397	9,385
				Balance, net revenue
Total ..	8,988	397	9,385	Grand Total ..	8,988	397	9,385

ADMINISTRATIVE ACCOUNTS
FOR THE YEAR 1926-1927.

MADRAS PRESIDENCY.

GANJAM-GOPALPUR CANAL—*Canal Project*—cont.

No. 4.—Interest Account for and to end of 1926-1927.

	Amount.		Amount.
	RS.		RS.
Total interest charges to end of 1925-1926.	1,99,520	Net revenue realized to end of 1925-1926.	— 3,840
Total interest charges for the year 1926-1927.	4,758	Net revenue realized during 1926-1927.	— 257
		Balance, net interest charges ..	2,08,375
Total ..	2,04,278	Total ..	2,04,278

No. 5.—Account of Indirect Charges for and to end of 1926-1927.

Particulars.	Previous.	1926-1927.	Total.
	RS.	RS.	RS.
CAPITAL—			
Capitalization of abatement of land revenue ..	7,100	..	7,100
Leave and pension allowances	5,293	..	5,293
Audit and accounts
Total ..	12,393	..	12,393
REVENUE—			
Capitalization of abatement of land revenue ..	303	..	303
Leave and pension allowances	275	..	275
Audit and accounts	15	3	18
Total ..	593	3	596
Grand Total ..	12,986	3	12,989

GANJAM-GOPALPUR CANAL—*Canal Project*—cont.

No. 6.—Statement comparing Charges to date with Sanctioned Estimates.

Particulars.	CHARGES AGAINST CLOSED SANCTIONS			CURRENT SANCTIONS.			Total charges to date against old and current sanctions.	Remarks.
	Expenditure against construction estimate.	Expenditure against open canal sanction.	Total.	Charges to date.	Amount of sanctioned estimate.	Unspent balance of estimate.		
<i>Direct Charges.</i>	RS.		RS.				RS.	
Works	1,02,675	..	1,02,675	1,02,675	
Establishment	37,799	..	37,799	37,799	
Tools and plant	2,733	..	2,733	2,733	
Total ..	1,43,207	..	1,43,207	1,43,207	
<i>Less—Receipts on Capital Account ..</i>	107	..	107	107	
Net Total ..	1,43,100	..	1,43,100	1,43,100	
<i>Indirect Charges.</i>								
Capitalized abatement of land revenue.	7,100	..	7,100	7,100	
Leave and pension allowances ..	5,293	..	5,293	5,293	
Total ..	12,393	..	12,393	12,393	
Grand Total ..	1,55,493	..	1,55,493	1,55,493	

BUCKINGHAM CANAL—*Canal Project.*

No. 2.—Capital Account for and to end of 1926-1927.

Heads of account.	DIRECT CHARGES.			Cost of construction as now estimated (construction estimate closed in March 1897).	Expenditure against closed estimate.
	Previous.	1926-1927.	Total.		
I. WORKS—	RS	RS.	RS.	RS.	RS.
(2) <i>Main Canals and Branches—</i>					
A. Preliminary expenses.	10,642	..	10,642	10,642	10,642
B. Land	3,81,557	..	3,81,557	3,81,557	3,81,557
D. Regulators ..	1,230	..	1,230	1,230	1,230
E. Falls and weirs ..	3,182	..	3,182	3,182	3,182
F. River and hill torrent works.	11,020	..	11,020	11,020	11,020
F. (1) Other cross drainage works.	87,717	..	87,717	87,717	87,717
G. Bridges	2,48,996	..	2,48,996	2,48,996	2,48,996
H. Escapes	22,022	..	22,022	22,022	22,022
I. Navigation work..	12,74,994	..	12,74,994	12,74,994	12,74,994
K. Buildings	54,860	1,204	55,864	55,864	55,864
L. Earthwork	41,77,311	..	41,77,311	41,77,311	41,77,311
O. Miscellaneous ..	22,982	..	22,982	22,982	22,982
Total ..	62,96,313	1,204	62,97,517	62,97,517	62,97,517
(5) Special tools and plant
Provision for unforeseen works
Total, outlay on current sanctions.	62,96,313	1,204	62,97,517	62,97,517	62,97,517
Old outlay	5,04,091	..	5,04,091	5,04,091	5,04,091
Total, Works ..	68,00,404	1,204	68,01,608	68,01,608	68,01,608
II. ESTABLISHMENT	16,09,073	434	16,09,507	16,09,507	16,09,507
III. TOOLS AND PLANT	1,80,959	18	1,80,977	1,80,977	1,80,977
Grand Total ..	85,90,436	1,656	85,92,092	85,92,092	85,92,092
V. <i>Less—RECEIPTS ON CAPITAL ACCOUNT.</i>	24,365	..	24,365	24,365	24,365
Net Total ..	85,66,071	1,656	85,67,727	85,67,727	85,67,727
Chargeable to 35. Protective Major works.	6,66,112	..	6,66,112
Chargeable to 43. Minor works and Navigation—Provincial	78,97,097	..	78,97,097
Chargeable to 55-B. Navigation, etc.—2. Unproductive	2,862	1,656	4,518
Total ..	85,66,071	1,656	85,67,727

BUCKINGHAM CANAL—*Canal Project*—cont.
No. 3.—Revenue Account for and to end of 1926-1927.

Receipts.	TOTAL.			Charges.	TOTAL.		
	Previous.	1926-1927.	Total.		Previous.	1926-1927.	Total.
	RS.	RS.	RS.		RS.	RS.	RS.
1. DIRECT RECEIPTS—				I.—EXTENSIONS AND IMPROVEMENTS—			
3. Sale of water	550	5	555	(1) Head works			
5. Receipts from plantations ..	27,872	3,289	31,161	(2) Main canals and branches	1,23,649	727	1,24,376
6. Receipts from other canal produce.	71,427	..	71,427	(3) Distributaries	352	..	352
8. Navigation receipts	36,60,832	67,983	37,28,865	(4) Drainage and protective works	72	..	72
9. Rents of buildings	8,538	441	8,979	(5) Special tools and plant
10. Fines	1,369	..	1,369	Total ..	1,24,073	727	1,24,800
11. Miscellaneous	27,530	3,896	31,426	II.—MAINTENANCE AND REPAIRS—			
<i>Deduct</i> —Refunds	760	289	1,049	(1) Head works			
Receipts for which classification is not obtainable	14,11,168	..	14,11,168	(2) Main canals and branches	51,71,283	2,36,736	54,08,019
Total revenue realized in the Public Works Department	52,08,576	75,325	52,83,901	(3) Distributaries
Total, Direct receipts	52,08,576	75,325	52,83,901	(4) Drainage and protective works	1,089	..	1,089
Total, Public Works and Civil Departments, Revenue	52,08,576	75,325	52,83,901	(5) Special tools and plant	3,125	..	3,125
Net deficit, if any	24,08,277	2,49,688	26,57,965	<i>Add</i> —Unclassifiable outlay	2,88,470	..	2,88,470
Total	76,16,853	3,25,013	79,41,866	Total ..	54,63,967	2,36,736	57,00,703
				Total, Extensions and Improvements and Maintenance and Repairs	55,88,040	2,37,463	58,25,503
				IV. ESTABLISHMENT	16,31,415	82,230	17,13,645
				V. TOOLS AND PLANT	1,39,472	2,972	1,42,444
				VI. REFUNDS OF REVENUE	22,074	..	22,074
				<i>Deduct</i> —Recoveries on revenue account	3,068	26	3,094
				Total, Direct Charges ..	73,77,933	3,22,639	77,00,572
				Share of collection charges in the Civil department
				Indirect charges	2,38,920	2,374	2,41,294
				Total, Direct and Indirect Charges ..	76,16,853	3,25,013	79,41,866
				Balance, net revenue
				Grand Total ..	76,16,853	3,25,013	79,41,866

BUCKINGHAM CANAL—*Canal Project*—cont.

No. 4.—Interest Account for and to end of 1926-27.

	Amount.		Amount.
	RS.		RS.
Total interest charges to end of 1925-1926	1,44,91,665	Net revenue realized to end of 1925-26	— 24,03,277
Total interest charges for the year 1926-1927	2,85,937	Net revenue realized during 1926-27	— 2,40,688
		Balance, net interest charges	1,74,38,567
Total ..	1,47,80,602	Total ..	1,47,80,602

No. 5.—Account of Indirect Charges for and to end of 1926-27.

Particulars.	Previous.	1926-1927.	Total.
Capital—	RS.	RS.	RS.
Capitalization of abatement of land revenue	2,62,365	..	2,62,365
Leave and pension allowances	2,26,866	..	2,26,866
Audit and accounts	24	12	36
Total ..	4,89,255	12	4,89,267
Revenue—			
Capitalization of abatement of land revenue	363	..	363
Leave and pension allowances	2,27,769	..	2,27,769
Audit and accounts	10,788	2,374	13,162
Total ..	2,38,920	2,374	2,41,294
Grand Total ..	7,28,175	2,386	7,30,561

BUCKINGHAM CANAL—Canal Project—cont.

No. 6.—Statement comparing Charges to date with Sanctioned Estimates.

Particulars.	CHARGES AGAINST CLOSED SANCTIONS.			CURRENT SANCTIONS.			Total charges to date against old and current sanctions.	REMARKS.	
	Expenditure against construction estimate.	Expenditure against open canal sanction.	Total.	Charges to date.	Amount of sanctioned estimate.	Unspent balance of estimate.		G.O. No. and date.	Amount of estimate.
<i>Direct Charges.</i>	RS.	RS.	RS.				RS.		
Works	66,72,338	1,29,270	68,01,608	68,01,608		
Establishment	15,85,806	23,791	16,09,597	16,09,597		
Tools and plant	1,80,720	257	1,80,977	1,80,977		
Suspense account		
Total ..	84,38,864	1,53,228	85,92,092	85,92,092		
<i>Less—Receipts on Capital Account ..</i>	4,502	19,863	24,365	24,365		
Net Total ..	84,34,362	1,33,365	85,67,727	85,67,727		
<i>Indirect Charges.</i>									
Capitalized abatement of land revenue.	2,62,365	..	2,62,365	2,62,365		
Leave and pension allowances ..	2,23,608	3,258	2,26,866	2,26,866		
Audit and accounts	36	36	36		
Total ..	4,85,973	3,294	4,89,267	4,89,267		
Grand Total ..	89,20,335	1,36,659	90,56,994	90,56,994		

VEDARANNIYAM CANAL.—*Canal Project.*

No. 2.—Capital Account for and to end of 1926-1927.

Heads of account.	DIRECT CHARGES.			Cost of construction as now estimated closed in 1893.	Expenditure against closed estimate.
	Previous.	1926-27.	Total.		
I. WORKS—	RS.		RS.	RS.	RS.
(2) <i>Main Canals and Branches—</i>					
Unclassifiable outlay	1,07,885	..	1,07,885	1,07,885	1,07,885
Total	1,07,885	..	1,07,885	1,07,885	1,07,885
Total, Works	1,07,885	..	1,07,885	1,07,885	1,07,885
II. ESTABLISHMENT	24,814	..	24,814	24,814	24,814
(a) Grand Total	1,32,699	..	1,32,699	1,32,699	1,32,699

(a) Chargeable to "43. Minor Works and Navigation—Provincial."

VEDARANNIYAM CANAL—Canal Project—cont.
No. 3.—Revenue Accounts for and to end of 1926–1927.

Receipts.	TOTAL.			Charges.	TOTAL.		
	Previous.	1926–1927.	Total.		Previous.	1926–1927.	Total.
	RS.	RS.	RS.		RS.	RS.	RS.
I. DIRECT RECEIPTS—				I. EXTENSIONS AND IMPROVEMENTS—			
				(1) Head works
				(2) Main canals and branches ..	3,516	..	3,516
				(3) Distributaries	479	..	479
				(4) Drainage and protective works ..	638	..	638
				(5) Special tools and plant ..	— 114	..	— 114
				Total ..	4,519	..	4,519
5. Receipts from plantations	140	..	140	II. MAINTENANCE AND REPAIRS—			
6. Receipts from other canal produce ..	677	..	677	(1) Head works
8. Navigation receipts	38,709	1,066	39,775	(2) Main canals and branches ..	1,99,256	5,491	2,04,747
9. Rents of buildings	43	..	43	(3) Distributaries
10. Fines	145	..	145	(4) Drainage and protective works ..	3,591	..	3,591
11. Miscellaneous	15	..	15	(5) Special tools and plant ..	53	..	53
Deduct—Refunds	39	9	48	Total ..	2,02,900	5,491	2,08,391
Total revenue realized in the Public Works Department	39,690	1,057	40,747	Total, Extensions and Improvements and Maintenance and Repairs ..	2,07,419	5,491	2,12,910
Total, Direct receipts	39,690	1,057	40,747	IV. ESTABLISHMENT	54,596	1,393	55,989
Total, Public Works and Civil Departments, Revenue	39,690	1,057	40,747	V. TOOLS AND PLANT	7,754	32	7,786
				VI. REFUNDS OF REVENUE	41	..	41
				Total, Direct Charges ..	2,69,810	6,916	2,76,726
				Share of collection charges in the Civil department
				Indirect charges	8,513	55	8,568
				Total, Direct and Indirect Charges ..	2,78,323	6,971	2,85,294
Net deficit, if any	2,38,633	5,914	2,44,547	Balance, net revenue
Total ..	2,78,323	6,971	2,85,294	Grand Total ..	2,78,323	6,971	2,85,294

E-III.—Statement showing the area actually irrigated by flow and lift under Productive and Unproductive Works and the value of crops raised thereon for fasli 1334 (1924-25)—cont.

Districts.	Names of systems.	Area actually irrigated.						Value of crops.	
		First crop.		Second crop.		Total.	Both seasons.	Paddy.	
		Flow.	Lift.	Flow.	Lift.			Area irrigated.	Estimated value.
(1)	(2)	(3)	(4)	(5)	(6)	(7)	(8)	(9)	(10)
	(ii) <i>Unproductive Works.</i>	ACS.	ACS.	ACS.	ACS.	ACS.	ACS.	ACS.	RS.
Ganjan	Rushikulya system ..	103,339	2,059	813	434	106,645	328	104,954	64,38,856
Vizagapatam	Nagavalli river project ..	23,970	173	1,806	35	25,984	44	25,858	19,05,409
Kistna	Muniyeru project ..	6,189	74	10	..	6,273	..	6,178	5,99,720
Do.	Peddanayadu tank of Chinnaraopalem.	139	139	..	139	13,941
Guntur	Jagamaheswarapuram tank.	367	2	99	..	468	..	241	30,569
Do.	Atmakur tank	386	..	63	..	449	..	235	25,626
Do.	Dondapad tank	253	1	3	..	257	..	42	4,423
Do.	Bhavanasi tank	363	17	81	..	461	..	206	24,330
Nellore	Mopad project	2,866	9	829	4	3,208	..	2,089	1,76,462
Do.	Hajipuram tank	314	..	242	..	556	..	222	23,311
Do.	Ponnalur tank	796	..	217	..	1,013	..	596	61,969
Do.	Anamasamudram Biraperu tank.	957	3	3	..	963	..	944	80,213
Do.	Yerur tank	1,265	3	1	..	1,269	..	1,262	1,06,697

ADMINISTRATIVE ACCOUNTS
FOR THE YEAR 1926-1927.

MADRAS PRESIDENCY.

VEDARANNIYAM CANAL—*Canal Project*—cont.

No. 4.—Interest Account for and to end of 1926-1927.

	Amount.		Amount.
	RS.		RS.
Total interest charges to end of 1925-1926	2,95,809	Net revenue realized to end of 1925-1926	— 2,38,633
Total interest charges for the year 1926-1927	4,412	Net revenue realized during 1926-1927	— 5,914
		Balance, net interest charges ..	5,44,768
Total ..	3,00,221	Total ..	3,00,221

No. 5.—Account of Indirect Charges for and to end of 1926-1927.

Particulars.	Previous.	1926-1927.	Total.
CAPITAL—	RS.	RS.	RS.
Capitalization of abatement of land revenue.	259	..	259
Leave and pension allowances	3,474	..	3,474
Audit and accounts
Total ..	3,733	..	3,733
REVENUE—			
Capitalization of abatement of land revenue.	655	..	655
Leave and pension allowances	7,623	..	7,623
Audit and accounts	236	55	290
Total ..	8,513	55	8,568
Grand Total ..	12,246	55	12,301

VEDARANNIYAM CANAL—*Canal Project*—cont.

No. 6.—Statement comparing Charges to date with Sanctioned Estimates.

Particulars.	CHARGES AGAINST CLOSED SANCTIONS.			CURRENT SANCTIONS.			Total charges to date against old and current sanctions.	REMARKS.	
	Expenditure against construction estimate.	Expenditure against open canal sanction.	Total.	Charges to date.	Amount of sanctioned estimate.	Unspent balance of estimate.		G.O. No. and date.	Amount of estimate.
<i>Direct Charges.</i>	RS.	RS.	RS.				RS.		
Works	1,07,885	..	1,07,885	1,07,885		
Establishment	24,814	..	24,814	24,814		
Tools and plant		
Suspense account		
Total ..	1,32,699	..	1,32,699	1,32,699		
<i>Less—Receipts on Capital Account.</i>		
Net Total ..	1,32,699	..	1,32,699	1,32,699		
<i>Indirect Charges</i>									
Capitalized abatement of land revenue.	..	259	259	259		
Leave and pension allowances ..	3,474	..	3,474	3,474		
Total ..	3,474	259	3,733	3,733		
Grand Total ..	1,36,173	259	1,36,432	1,36,432		

MADRAS,
26th October 1927.

R. H. D. LACEY,
Deputy Accountant-General.

Cuddapah	Saguru system	4,233	141	1,629	16	6,019	176	3,931	4,24,585
Do.	Chepad channel	7,632	85	473	1	8,131	82	5,516	6,29,709
Do.	Nagavaram anicut supply channel.	691	7	416	3	1,017	53	745	89,746
Kurnool	Cumbum tank	4,380	179	3,223	8	7,790	157	2,644	2,53,986
Do.	Markapur tank	1,488	33	524	..	2,045	..	1,011	92,218
Do.	Kocheruvu tank	81	..	12	..	93	..	0	889
Do.	Siddapur tank	352	..	3	..	355	..	224	26,988
Do.	Venkatapuram tank	133	133	..	125	12,197
Do.	Kurnool-Cuddapah canal.	37,809	76	5,265	10	43,160	1,501	17,666	17,26,310
Cuddapah	Do.	29,489	490	3,941	40	33,960	2,390	17,112	20,22,929
		Total ..	67,298	566	9,206	50	77,120	3,991	34,778	37,49,239
Anantapur	.. .	Yellanur tank	651	651	..	3	163
Salem	Barur tank	3,356	25	1,341	3	5,025	261	3,017	3,05,213
Coimbatore	Kanniyampalayam anicut.	138	138	..	137	16,390
Chingleput	Madras water-supply and irrigation system.	6,506	370	1,097	62	8,035	198	6,981	6,83,565
South Arcot	Pelndorai anicut system.	11,883	193	248	30	12,354	111	11,774	14,25,804
Tiruchinopoly	Parjapatti reservoir	31	..	22	..	53	..	44	5,785
		Total of Unproductive Works.	249,457	3,940	22,661	646	276,704	5,301	211,943	1,72,08,002
		Grand total of Productive and Unproductive Works.	3,252,796	71,261	472,042	18,018	3,814,097	51,020	3,541,096	38,19,80,613

NOTE.—(1) The area under 'both seasons' is included under first and second crops.

(2) The areas in columns (3) to (7) include extent under 'withered crop' and exclude 'waste charged'.

(3) The area of withered crops = 7,903 acres.

Prepared by the Board of Revenue—vide B.P. No. 68, Press, dated 30th November 1925.

E-III.—Statement showing the area actually irrigated by flow and lift under Productive and Unproductive Works and the value of crops raised thereon for fasli 1334 (1924-25)—cont.

Districts.	Names of systems.	Value of crops.					
		Ragi.		Other crops.		Total.	
		Area irrigated. (11)	Estimated value. (12)	Area irrigated. (13)	Estimated value. (14)	Area irrigated. (15)	Estimated value. (16)
	(i) <i>Productive Works</i> —cont.	ACS.	RS.	ACS.	RS.	ACS.	RS.
Ganjam	Ganjam minor rivers system.	3,530	1,42,965	4,162	39,788	71,209	51,90,519
East Godavari	Godavari delta system ..	738	42,032	42,741	62,40,368	426,800	5,48,36,722
West Godavari	Do. ..	781	31,496	27,908	18,52,750	536,410	5,51,40,641
Kistna	Do.	268	16,044
	Total ..	1,519	73,528	70,649	86,93,118	963,478	10,99,87,407
West Godavari	Kistna delta system	170	1,045	37,386	47,52,564
Kistna	Do. ..	451	19,610	3,306	3,06,837	398,767	4,45,55,376
Guntur	Do. ..	641	45,266	4,932	12,52,353	315,229	3,92,29,853
	Total ..	1,092	64,876	8,408	15,60,235	751,382	8,85,37,793
Kistna	Divi pumping system ..	59	4,372	41	1,940	35,105	34,40,941
Nellore	Penner river canals system.	5,802	4,31,033	5,631	2,73,411	171,892	1,63,55,513
Coimbatore	Arakkankottai channel ..	19	2,500	198	36,627	5,089	8,21,249
Do.	Tadapalli channel ..	78	8,971	1,645	4,12,722	16,871	37,47,230
Do.	Kalingarayan channel ..	1,096	1,40,426	5,430	11,84,365	21,228	34,71,200
North Arcot	Palar ancient system ..	6,830	6,00,846	3,791	1,17,601	58,405	57,35,848
Chingleput	Do. ..	2,088	1,47,784	945	8,701	23,653	21,08,570
	Total ..	8,918	7,48,630	4,736	1,26,302	82,058	78,44,418

Chingleput	Chembrambakkam tank ..	1,164	77,337	1,138	4,44,964	14,482	16,75,152
Do.	Vallur anicut system ..	280	25,682	209	1,50,500	4,709	6,05,885
North Arcot	Poiney anicut system ..	3,177	2,64,383	2,086	21,374	19,662	17,23,669
Chittoor	Do.	318	40,844	330	3,758	1,369	1,30,817
	Total	3,495	3,05,227	2,416	25,132	21,031	18,54,486
North Arcot	Cheyyar anicut system ..	2,630	2,67,676	1,042	31,430	25,539	27,10,471
Chingleput	Do.	50	3,857	11	17	643	40,792
	Total	2,680	2,71,533	1,053	31,447	26,082	27,51,263
South Arcot	Tirukkoyilur anicut system.	2,780	2,47,537	1,672	1,14,981	28,755	30,51,511
Do.	Shatiatepe anicut system.	842	87,058	1,164	26,396	36,577	40,70,886
Do.	Mehamattur anicut system.	106	9,794	160	9,495	4,724	5,41,333
Do.	Vriddhachalam anicut system.	73	7,255	89	5,855	8,770	10,62,231
Do.	Toludur project	610	56,316	1,055	35,547	9,380	10,01,953
Do.	Lower Coleroon anicut system	258	25,557	907	40,400	88,143	1,11,39,413
Tanjore	Do.	101	8,409	445	1,07,489	22,096	22,56,838
	Total	359	33,966	1,352	1,47,889	110,239	1,33,96,251
Tanjore	Cauvery delta system ..	7,943	6,39,541	26,586	55,89,661	832,704	7,86,88,497
Trichinopoly	Do.	1,143	88,920	2,594	1,62,517	53,561	71,44,112
	Total	9,086	7,28,501	29,260	57,52,178	886,265	8,58,32,609
Trichinopoly	Nandiyar channel system.	315	15,099	976	18,750	7,033	7,00,987
Madura	Periyar system	5,266	4,22,796	5,773	7,65,459	180,627	2,56,22,011
Tinnevely	Srivaikuntam anicut system.	260	17,818	2,060	4,55,808	40,110	41,19,545
Do.	Marudur anicut system ..	191	16,144	1,601	5,39,093	32,572	42,71,604
	Total of Productive Works.	49,620	39,39,334	150,878	2,02,72,002	3,529,648	38,89,83,977

E-III.—Statement showing the area actually irrigated by flow and lift under Productive and Unproductive Works and the value of crops raised thereon for fasli 1334 (1924-25)—*cont.*

Districts.	Names of systems.	Value of crops— <i>cont.</i>					
		Ragi.		Other crops.		Total.	
		Area irrigated. (11)	Estimated value. (12)	Area irrigated. (13)	Estimated value. (14)	Area irrigated. (15)	Estimated value. (16)
	(ii) <i>Unproductive Works</i> — <i>cont.</i>	ACS.	RS.	ACS.	RS.	ACS.	RS.
Ganjam	Rushikulya system ..	450	10,665	1,237	1,50,807	103,641	66,00,328
Vizagapatam	Nagavalli river project ..	1,252	62,137	874	32,676	25,984	20,00,222
Kistna	Muniyuru project ..	4	323	91	3,365	6,273	6,03,408
Do.	Peddanayadu tank of Chinnaraopalem.	139	13,941
Guntur	Jangamaheswarapuram tank.	21	2,356	166	965	468	33,890
Do.	Atmakur tank	3	337	211	2,400	449	28,363
Do.	Dondapad tank	204	23,733	11	43	257	28,199
Do.	Bhavanasi tank	240	24,284	15	510	461	49,124
Nellore	Mopad project	747	65,733	372	6,810	3,208	2,49,005
Do.	Hajipuram tank	328	32,752	6	300	556	56,363
Do.	Ponnalur tank	7	634	410	17,600	1,013	80,203
Do.	Anamasamudram Biraperu tank.	18	777	1	116	963	81,106
Do.	Yerur tank	1	134	6	192	1,269	1,07,028

Ouddapah	Segileru system	976	68,559	962	52,873	5,869	5,46,016
Do.	Chepad channel	1,052	91,067	1,623	57,311	8,191	7,78,587
Do.	Nagavaram anicut supply channel.	42	4,097	230	5,400	1,017	99,243
Kurnool	Cumbum tank	3,159	1,96,811	1,987	1,51,941	7,790	6,02,767
Do.	Markapur tank	860	64,678	174	3,377	2,045	1,60,273
Do.	Kocheruvu tank	83	8,090	93	8,979
Do.	Siddapur tank	131	5,900	355	32,888
Do.	Venkatapuram tank	7	628	1	28	133	12,853
Do.	Kurnool-Cuddapah canal.	27	1,948	25,467	12,54,257	43,160	29,82,555
Cuddapah	Do.	5,629	5,18,760	11,219	13,91,181	33,960	39,32,800
			Total ..	5,656	5,20,748	36,646	26,45,438	77,120	69,15,425
Anantapur	Yellanor tank	105	5,500	543	11,500	651	17,163
Salem	Barur tank	338	26,390	1,671	1,15,090	5,021	4,46,693
Coimbatore	Kanniyampalayam Anicut.	1	100	138	16,400
Chingleput	Madras water-supply and irrigation system.	468	30,035	586	1,19,340	8,035	8,32,940
South Arcot	Pelandorai anicut system.	230	22,231	350	21,200	12,354	14,69,235
Trichinopoly	Panjapatti reservoir	9	723	53	6,508
			Total of Unproductive Works.	16,163	12,54,638	48,437	34,14,595	276,546	2,18,77,235
			Grand total of Productive and Unproductive Works.	65,783	51,94,002	199,315	2,36,86,597	3,806,194	41,08,61,212

E-IV.—Comparative statement of irrigation and rainfall in the Madras Presidency for the revenue year ending 30th June 1925.

Civil districts.	Of the civil districts.			Works supplying irrigation.		Cultivable area commanded by the irrigation works in column (6) in acres.	Area at present estimated as annually irrigable by the works as specified in column (6) in acres.	Area irrigated in acres.		
	Total area in acres.	Culturable area in acres.	Cultivated area in acres.	No.	Name.			Revenue year ending 30th June 1924.		
								Kharif, I Crop.	Rabi, II Crop.	Total.
(1)	(2)	(3)	(4)	(5)	(6)	(7)	(8)	(9)	(10)	(11)
Ganjām ..	5,374,662	2,771,718	2,041,980	1	Ganjām minor rivers system.	64,000	59,000	61,730	6,617	68,347
				2	Rushikulya system ..	142,000	106,000	101,345	1,242	102,587
				3	Minor Works	126,814	126,814	114,819	8,772	123,591
					Total ..	332,814	291,814	277,894	16,631	294,525
Visagapatam ..	10,999,240	5,543,209	3,002,436	1	Nagavalli river system ..	31,200	26,000	23,624	885	24,409
				2	Minor Works	91,670	91,670	69,486	12,802	82,288
					Total ..	122,870	117,670	93,010	13,687	106,697
East Godāvāri.	4,682,446	1,581,472	1,226,919	1	Godāvāri delta system ..	396,253	357,459	353,439	78,267	431,706
				2	Minor Works	80,020	80,020	61,377	12,971	74,348
					Total ..	476,273	437,479	414,816	91,238	506,054
West Godāvāri.	1,531,516	1,228,198	978,487	1	Godāvāri delta system
				2	Kistna delta system
				3	Minor Works	41,985	41,985
	Total ..	41,985	41,985				
Kistna ..	2,038,654	1,647,203	1,235,041	1	Kistna delta system ..	543,000	431,000	430,871	1,482	432,353
				2	Godāvāri delta system ..	565,000	434,000	396,809	144,809	540,618
				3	Divi pumping system ..	80,000	40,000	31,909	4	35,003
				4	Muniyēru project ..	13,024	10,000	6,675	37	7,050
				5	Peddānayudu tank ..	726	210	138	..	138
				6	Minor Works	16,090	16,090	39,397	1,828	41,225
	Total ..	1,217,840	931,300	907,889	148,498	1,056,387				

Guntur	3,684,960	2,809,724	2,381,494	1	Kistna delta system	357,000	305,000	312,705	1,528	314,228
				2	Bhavanasi tank	2,448	841	446	305	751
				3	Dondapad tank	2,880	1,930	199	..	199
				4	Atmakur tank	1,160	1,160	371	27	398
				5	Jangamabeswarapuram tank.	960	960	386	2	388
				6	Minor Works	25,283	25,283	18,830	777	19,607
					Total	389,731	355,174	332,937	2,634	335,571
Kurnool *	4,820,765	2,853,339	2,093,986	1	Kurnool-Cuddapah canal.	319,869	103,743	45,803	6,746	62,549
				2	Venkatapuram tank	1,700	215	66	..	66
				3	Cumbum tank	6,000	5,980	5,534	4,256	9,790
				4	Markapur tank	1,700	1,583	1,470	510	1,980
				5	Siddhapur tank	4,250	3,730	921	41	962
				6	Kocheruru tank	1,026	148	88	35	123
				7	Minor Works	44,751	44,751	36,509	3,221	39,730
	Total	379,296	100,150	90,391	14,809	105,200				
Bellary *	3,645,745	3,047,940	2,364,159	..	Minor Works	56,291	56,291	45,530	7,000	52,530
Anantapur	4,282,223	3,389,554	1,778,968	1	Yellanur tank	1,641	912	587	..	587
				2	Minor Works	154,820	154,820	88,102	12,956	101,058
					Total	156,461	155,732	88,689	12,956	101,645
Cuddapah	3,724,695	1,986,235	1,143,141	1	Kurnool-Cuddapah canal, including Chepad channel.	37,700	19,676	38,005	4,631	42,696
				2	Sagileru system	26,576	4,664	4,013	321	4,334
				3	Nagavaram ancient and supply channel.	894	894	578	243	821
				4	Minor Works	105,480	105,480	80,881	16,641	97,522
	Total	170,650	130,714	123,477	21,896	145,373				
Nellore	5,108,053	2,969,728	1,416,073	1	Penner river canals system.	190,000	147,274	150,169	3,522	153,691
				2	Mopad project	13,890	12,500	2,540	886	3,426
				3	Ponnalur tank	1,973	1,000	525	81	606
				4	Anamasamudram-Biraperu tank.	1,000	961	932	..	932
				5	Yeror tank	3,176	1,470	924	..	924
				6	Hajipuram tank	2,900	1,420	657	282	939
				7	Minor Works	136,908	136,908	120,891	7,988	128,879
	Total	349,847	301,533	276,638	12,759	289,397				

* Excluding Feudatory States.

**E-IV.—Comparative statement of irrigation and rainfall in the Madras Presidency for the
revenue year ending 30th June 1925—cont.**

Civil districts.	Of the civil districts.			Works supplying irrigation.		Cultivable area commanded by the irrigation works in column (6) in acres.	Area at present estimated as annually irrigable by the works as specified in column (6) in acres.	Area irrigated in acres.		
	Total area in acres.	Culturable area in acres.	Cultivated area in acres.	No.	Name.			Revenue year ending 30th June 1924.		
								Kharif, 1 Crop.	Rabi, 11 Crop.	Total.
(1)	(2)	(3)	(4)	(5)	(6)	(7)	(8)	(9)	(10)	(11)
Chingleput ..	1,966,140	1,109,774	911,573	1	Palar anicut system ..	24,102	24,102	18,511	3,155	21,666
				2	Chembrambakkam tank ..	24,478	18,000	12,596	7,779	20,875
				3	Vallur anicut system ..	6,794	5,216	4,525	127	4,662
				4	Cheyyar anicut system ..	540	494	411	92	503
				5	Madras water-supply and irrigation system.	10,165	9,852	6,856	909	7,775
				6	Minor Works ..	358,388	358,388	325,550	71,941	397,491
					Total ..	424,467	416,052	368,459	84,013	452,472
South Arcot ..	2,693,098	1,939,249	1,639,758	1	Lower Coleroon anicut system.	86,000	84,244	83,756	6,407	90,162
				2	Shatiatope anicut system.	43,965	34,026	31,138	6,805	37,943
				3	Vriddhachalam anicut system.	16,359	8,829	8,472	325	8,797
				4	Mehamattur anicut system.	10,651	4,556	4,494	420	4,914
				5	Tirukkoyilur anicut system.	45,977	30,954	25,951	5,570	31,521
				6	Pelandorai anicut system.	16,677	12,837	11,751	296	12,047
				7	Poladur project ..	25,000	2,348
				8	Minor Works ..	292,396	292,396	269,077	54,149	323,226
	Total ..	537,025	477,188	434,638	73,972	508,610				
North Arcot ..	3,170,935	1,710,062	1,361,615	1	Palar anicut system ..	80,930	64,566	45,540	11,575	57,115
				2	Cheyyar do. ..	28,921	21,969	18,252	6,160	24,412
				3	Poinney do. ..	23,824	22,462	12,497	2,575	14,972
				4	Minor Works ..	220,402	220,402	162,043	38,275	200,318
					Total ..	354,077	319,399	238,232	58,585	296,817

Chittoor ..	3,590,316	1,809,979	789,299	1	Poiney anicut system ..	787	113	900		
				2	Minor Works ..	110,696	110,696	66,937	15,394	82,331
					Total ..	110,696	110,696	67,724	15,507	83,231
Salem ..	4,417,116	2,542,342	1,816,582	1	Barur tank ..	6,887	6,887	2,349	447	2,796
				2	Minor Works ..	101,912	101,912	72,816	24,913	97,729
					Total ..	108,799	108,799	75,165	25,360	100,525
Coimbatore ..	4,560,361	2,795,129	2,184,016	1	Tadapalli channel ..	16,000	15,000	15,180	1,460	16,640
				2	Arakkankottai channel ..	6,000	4,750	4,540	531	5,071
				3	Kalingarayyan channel ..	15,000	12,000	12,032	10,632	22,664
				4	Kandiyampalayam anicut ..	1,600	138
				5	Minor Works ..	72,607	72,607	65,017	17,158	82,175
	Total ..	111,207	104,495	96,769	29,781	126,550				
Trichinopoly.*	2,756,518	2,151,565	1,414,354	1	Cauvery delta system ..	44,667	44,008	37,334	17,439	54,773
				2	Nandiyar channel ..	9,480	6,620	6,454	2,385	8,839
				3	Panjapatti reservoir ..	900	300	159	4	163
				4	Minor Works ..	162,163	132,163	140,377	44,999	185,376
	Total ..	217,210	213,091	184,324	64,827	249,151				
Tanjore ..	2,386,116	1,726,906	1,412,860	1	Cauvery delta system ..	864,367	856,918	812,180	70,071	882,251
				2	Lower Coleroon anicut system ..	31,233	23,685	23,252	1,217	24,469
				3	Minor Works ..	68,597	68,597	60,391	3,839	64,230
	Total ..	964,197	949,200	895,823	75,127	970,950				
Madura ..	3,158,105	2,155,661	1,398,690	1	Periyar system ..	Not known	143,000	127,555	49,591	176,946
				2	Minor Works ..	128,443	128,443	101,255	30,224	131,479
	Total ..	128,443	271,443	228,810	79,815	308,425				
Madnad ..	2,292,148	1,873,315	1,464,030	1	Minor Works ..	37,288	37,288	34,232	15,147	49,379
Tinnevely ..	2,788,317	1,951,587	1,434,506	1	Srivaikuntan anicut system ..	33,500	23,014	22,652	17,523	40,175
				2	Marudur anicut system ..	17,920	17,920	17,022	14,322	31,344
				3	Minor Works ..	181,606	181,606	173,371	102,204	275,575
	Total ..	233,026	222,540	213,045	134,049	347,094				
Grand Total	88,567,029	51,493,889	35,413,967	1	Total of Productive and Unproductive Works ..	4,305,283	3,574,823	3,341,604	494,892	3,836,496
				2	Total of Minor Works ..	2,614,610	2,614,610	2,146,888	603,199	2,650,087
					Total ..	6,919,893	6,189,433	5,488,492	998,091	6,486,583

* Excluding Feudatory states.

Prepared by the Board of Revenue—vide B.P. No. 68, Press, dated 30th November 1925.

E-IV.--Comparative statement of irrigation and rainfall in the Madras Presidency for the revenue year ending 30th June 1925—cont.

Civil district.	Of the civil districts.			Works supplying irrigation.		Area irrigated in acres.			Rainfall in inches.	
	Total area in acres.	Culturable area in acres.	Cultivated area in acres.	No.	Name.	Revenue year ending 30th June 1925.			1923-24	1924-25.
						Kharif, I Crop.	Rabi, II Crop.	Total.		
						(12)	(13)	(14)	(15)	(16)
Ganjam ..	5,374,562	2,771,718	2,041,980	1	Ganjam minor rivers system.	64,216	6,993	71,209	53.22	51.50
				2	Rushikulya system ..	105,398	1,247	106,645		
				3	Minor Works ..	117,726	11,134	128,860		
					Total ..	287,340	19,374	306,714		
Vizagapatam..	10,999,240	5,543,209	3,002,436	1	Nagavalli river project ..	24,143	1,841	25,984	45.96	46.22
				2	Minor Works ..	79,008	18,062	97,070		
					Total ..	103,151	19,903	123,054		
East Godavari.	4,582,446	1,581,472	1,226,919	1	Godavari delta system ..	352,214	75,302	427,516	49.98	56.45
				2	Minor Works ..	67,116	8,514	75,629		
					Total ..	419,329	83,816	503,145		
West Godavari.	1,531,516	1,228,198	973,487	1	Godavari delta system ..	398,887	138,383	537,270	..	43.81
				2	Kistna delta system ..	37,383	3	37,386		
				3	Minor Works ..	31,414	2,659	34,073		
					Total ..	467,684	141,045	608,729		
Kistna ..	2,038,654	1,647,203	1,235,041	1	Kistna delta system ..	398,266	586	398,852	38.30	49.44.
				2	Godavari delta system ..	268	..	268		
				3	Divi pumping system ..	35,104	1	35,105		
				4	Muniyeru project ..	6,263	10	6,273		
				5	Peddabayudu tank ..	139	..	139		
				6	Minor Works ..	14,425	62	14,487		
	Total ..	454,465	659	455,124						

Guntur ..	3,684,960	2,809,724	2,381,494	1	Kistna delta system	314,579	655	315,234	} 25-62	31-51
				2	Bhavanasi tank	380	81	461		
				3	Dondapad tank	254	3	257		
				4	Atmakur tank	386	63	449		
				5	Jangamaheswarapuram tank.	369	89	468		
				6	Minor Works	20,168	1,704	21,872		
				Total ..	336,136	2,605	338,741			
Kurnool * ..	4,820,765	2,863,339	2,093,986	1	Kurnool-Cuddapah canal	37,885	5,275	43,160	} 18-80	22-31
				2	Venkatapuram tank	133		133		
				3	Cumbum tank	4,559	3,231	7,790		
				4	Markapur tank	1,521	524	2,045		
				5	Siddhapur tank	352	3	355		
				6	Kocheruva tank	81	12	93		
				7	Minor Works	40,338	6,464	46,802		
				Total ..	84,869	15,509	100,378			
Bellary * ..	3,645,745	3,047,940	2,364,159	..	Minor Works	49,313	8,845	58,158	14-47	20-72
Anantapur ..	4,282,223	3,389,554	1,778,968	1	Yellanur tank	651		651	} 11-25	21-17
				2	Minor Works	123,714	37,001	160,715		
					Total ..	124,365	37,001	161,366		
Cuddapah ..	3,724,695	1,986,235	1,142,141	1	Kurnool-Cuddapah canal, including Chepad channel.	37,696	4,455	42,151	} 16-57	24-58
				2	Sagileru system	4,374	1,645	6,019		
				3	Nagavaram anicut and supply channel.	598	419	1,017		
				4	Minor Works	97,865	28,059	125,924		
				Total ..	140,533	34,578	175,111			
Nellore ..	5,103,053	2,969,728	1,416,073	1	Penner river canals system.	152,697	19,250	171,947	} 27-66	36-96
				2	Mopid project	2,375	833	3,208		
				3	Ponnalur tank	796	217	1,013		
				4	Anamasamudram-Biraperu tank.	960	3	963		
				5	Yerur tank	1,268	1	1,269		
				6	Hajipuram tank	314	242	556		
				7	Minor Works	128,396	14,623	143,019		
				Total ..	286,806	35,169	321,975			

* Excluding Feudatory States.

E-IV.—Comparative statement of irrigation and rainfall in the Madras Presidency for the revenue year ending 30th June 1925—cont.

Civil districts.	Of the civil districts.			Works supplying irrigation		Area irrigated in acres			Rainfall in inches.	
	Total area in acres.	Culturable area in acres.	Cultivated area in acres.	No.	Name.	Revenue year ending 30th June 1925.			1923-24.	1924-25.
						Kharif, I Crop.	Rahi II Crop.	Total.		
						(12)	(13)	(14)	(15)	(16)
Chingleput ..	1,966,140	1,109,774	941,573	1	Palar anicut system ..	19,271	4,852	24,123	33.63	40.74
				2	Chembimbakkam tank ..	17,341	2,123	14,164		
				3	Vallur anicut system ..	4,525	184	4,709		
				4	Cheyar anicut system ..	425	118	543		
				5	Madras water-supply and irrigation system.	6,876	1,159	8,035		
				6	Minor Works	327,428	82,457	409,885		
					Total ..	370,866	90,923	461,789		
South Arcot ..	2,693,098	1,839,249	1,539,758	1	Lower Coleroon anicut system	83,764	4,379	88,143	37.31	39.71
				2	Shattatope anicut system.	31,111	5,466	36,577		
				3	Vridhdachalam anicut system	8,646	124	8,770		
				4	Meharattur anicut system.	4,864	160	4,724		
				5	Tirukkoyilur system	25,044	3,727	28,771		
				6	Pelandorai anicut system	12,076	278	12,354		
				7	Toludur project	8,331	1,152	9,383		
				8	Minor Works	213,299	64,019	337,318		
	Total ..	449,735	79,505	529,240						
North Arcot ..	3,170,935	1,710,062	1,361,615	1	Palar anicut system ..	49,075	10,577	59,652	30.99	33.52
				2	Cheyar do.	18,883	6,712	25,595		
				3	Ponney do.	16,872	3,584	20,456		
				4	Minor Works	197,934	58,510	256,444		
	Total ..	282,764	79,383	362,147						

Chittoor ..	3,590,316	1,809,979	789,299	1	Poiney anicut system ..	1,057	331	1,388	20-55	31-72
				2	Minor Works ..	85,218	27,504	112,722		
					Total ..	86,275	27,835	114,110		
Salem ..	4,417,116	2,542,342	1,816,582	1	Barur tank ..	3,381	1,644	5,025	18-92	30-02
				2	Minor Works ..	87,149	33,186	120,335		
					Total ..	90,530	34,830	125,360		
Coimbatore ..	4,560,361	2,795,129	2,184,016	1	Tadapalli channel ..	14,848	1,983	16,831	15-06	32-38
				2	Arakkankottai channel ..	4,555	534	5,089		
				3	Kalingarayan channel ..	11,962	9,266	21,228		
				4	Kanniyampalayam anicut ..	138		138		
				5	Minor Works ..	70,124	18,847	88,971		
	Total ..	101,667	30,630	132,297						
Trichinopoly. *	2,756,518	2,151,565	1,414,354	1	Cauvery delta system ..	36,885	16,590	53,475	22-58	29-40
				2	Nandivar channel ..	6,255	779	7,034		
				3	Panjapatti reservoir ..	51	22	73		
				4	Minor Works ..	136,139	43,032	179,171		
	Total ..	179,310	60,423	239,733						
Tanjore ..	2,386,116	1,726,906	1,412,860	1	Cauvery delta system ..	769,900	65,603	835,503	42-02	33-99
				2	Lower Coleroon anicut system ..	21,131	991	22,122		
				3	Minor Works ..	54,599	2,453	57,052		
	Total ..	845,630	69,047	914,677						
Madura ..	3,158,105	2,155,661	1,398,690	1	Periyar system ..	128,287	52,354	180,641	23-64	29-34
				2	Minor Works ..	104,804	27,869	132,673		
					Total ..	233,091	80,223	313,314		
Ramanad ..	2,292,148	1,873,315	4,464,030	1	Minor Works ..	35,829	17,592	53,421	30-40	31-44
Tinnevely ..	2,788,317	1,951,587	1,434,506	1	Srivakuntam anicut system ..	22,427	18,016	40,443	33-32	36-00
				2	Marudur anicut system ..	16,947	15,625	32,572		
				3	Minor Works ..	171,367	99,963	271,330		
	Total ..	210,741	133,604	344,345						
Grand Total ..	83,567,020	51,423,889	35,413,997	1	Total of Productive and Unproductive Works ..	3,324,057	490,040	3,814,097	29-06	35-16
				2	Total of Minor Works ..	2,313,372	612,559	2,925,931		
					Total ..	5,637,429	1,102,599	6,740,028		

* Excluding Feudatory States.

Prepared by the Board of Revenue—vide B.P. No. 68, Press, dated 30th November 1925.

F-I.—Statement showing the water-rates per acre which were in force under Productive and Unproductive works in the Madras Presidency during the year ending 30th June 1925.

Description of crop.	Godavari and Kistna ancients (except Government dry lands on which differential water- rates are levied).			Diva pumping system.			Periyar system.			Bhavanesi tank.			Venkatapuram and Siddapur.			Mopad.			Toludur reservoir.			Kanniyamalayam ancient.*			Panjapatti reservoir project.			Other systems (in tracts where the differential water-rate system does not prevail).†			
	RS.	A.	P.	RS.	A.	P.	RS.	A.	P.	RS.	A.	P.	RS.	A.	P.	RS.	A.	P.	RS.	A.	P.	RS.	A.	P.	RS.	A.	P.				
1. Single wet crop	5	0	0	5	0	0	5	0	0	9	6	0	4	3	0	7	13	0	6	4	0			
2. Second wet crop	5	0	0	2	8	0	3	0	0	4	11	0	2	1	0	3	15	0	3	2	0		
				<i>plus half the dry assess- ment.</i>																											
3. Second wet crop (if compounded for two crops for a term of not less than five years).	8	2	0	
4. Second dry crop on irrigated land except where the landholder has compounded under clause 3.	2	8	0	2	8	0	
5. For sugarcane, betel and other garden produce remaining on the ground for the time of two crops.	10	0	0	8	0	0	14	1	0	6	4	0	11	12	0	9	6	0	
6. For sugarcane, betel and other garden produce remaining on the ground for the time of two crops if compounded for a term of not less than five years.	8	2	0	
7. For a dry crop, whether first or second grown on land for which irrigation has never been supplied or having been once sup- plied has been since discontinued.	2	8	0	2	8	0	4	11	0	2	1	0	3	15	0
8. For a third irrigated crop (wet)	2	0	0	2	0	0	2	0	0	
9. Do. (dry)	1	0	0	1	0	0	1	0	0	

10. Dry crop systematically irrigated	5 0 0	5 0 0
11. The charge for a single wet crop when the Collector considers the supply of water to be precarious.	2 8 0	2 8 0
12. Second wet crop in the case of zamindari and inam lands.	..	5 0 0
13. Second wet crop in the case of zamindari and inam lands where the cultivator has compounded for two crops for a term of not less than five years.	..	8 2 0
14. For sugarcane, betel and other garden produce remaining on the ground for the time of two crops.	..	7 8 0 plus half the dry assess- ment.
15. For sugarcane, betel and other garden produce in zamindari and inam lands remaining on the ground for the time of two crops.	..	10 0 0
16. For sugarcane, betel and other garden produce in zamindari and inam lands	..	8 2 0

F-I.—Statement showing the water-rates per acre which were in force under Productive and Unproductive works in the Madras Presidency during the year ending 30th June 1925.

Description of crop.	Godavari and Kistna	Divi pumping system.	Periyar system.	Bhavanasi tank.	Venkatapuram and Siddapur.	Mopad.	Toludur reservoir.	Kanniyamalayam aicut.*	Panjapatti reservoir project.	Other systems (in tracts where the differential water-rate system does not prevail).†
	anicuts (except Government dry lands on which differential water-rates are levied).									
1. Single wet crop	5 0 0	5 0 0	5 0 0	9 6 0	4 3 0	7 13 0	6 4 0	..	6 4 0	..
2. Second wet crop	5 0 0	2 8 0	3 0 0	4 11 0	2 1 0	3 15 0	3 2 0	..	3 2 0	..
		<i>plus half the dry assessment.</i>								
3. Second wet crop (if compounded for two crops for a term of not less than five years).	8 2 0
4. Second dry crop on irrigated land except where the landholder has compounded under clause 3.	2 8 0	2 8 0
5. For sugarcane, betel and other garden produce remaining on the ground for the time of two crops.	10 0 0	..	8 0 0	14 1 0	6 4 0	11 12 0	9 6 0
6. For sugarcane, betel and other garden produce remaining on the ground for the time of two crops if compounded for a term of not less than five years.	8 2 0
7. For a dry crop, whether first or second grown on land for which irrigation has never been supplied or having been once supplied has been since discontinued.	2 8 0	2 8 0	..	4 11 0	2 1 0	3 15 0
8. For a third irrigated crop (wet)	2 0 0	2 0 0	2 0 0
9. Do. (dry)	1 0 0	1 0 0	1 0 0

10. Dry crop systematically irrigated	5 0 0	5 0 0
11. The charge for a single wet crop when the Collector considers the supply of water to be precarious.	2 8 0	2 8 0
12. Second wet crop in the case of zamindari and inam lands.	..	5 0 0
17 13. Second wet crop in the case of zamindari and inam lands where the cultivator has compounded for two crops for a term of not less than five years.	..	8 2 0
14. For sugarcane, betel and other garden produce remaining on the ground for the time of two crops.	..	7 8 0 plus half the dry assessment.
15. For sugarcane, betel and other garden produce in zamindari and inam lands remaining on the ground for the time of two crops.	..	10 0 0
16. For sugarcane, betel and other garden produce in zamindari and inam lands remaining on the ground for the time of two crops, if the cultivator has compounded for a term of not less than five years.	..	8 2 0
17 to 20. Nil
21. For a first dry crop systematically irrigated.	5 0 0
22. For a second dry crop systematically irrigated	3 0 0
23. For a first or second dry crop occasionally irrigated.	2 8 0
24. Special crops like onions, sweet potatoes, chillies, tobacco (the same as for a dry crop systematically irrigated).	5 0 0
25. Mango topes, coconut topes and other tope plantations—											
(a) If they take water for a term of two wet crops.	8 0 0
(b) In other cases	5 0 0

NOTE.—When the water used for irrigation cannot be obtained without raising it by baling or by some mechanical contrivance, a deduction of one-fourth of the water-rate will be made.

* No charge for water for twenty years under G.O. No. 128 I., dated 17th March 1916.

APPENDIX II

I — Statement showing the financial results of irrigation under Productive and Unproductive works for fasli 1334 (1924-25).

Systems. (1)	Area charged as irrigated and area irrigated free of charge.						Direct receipts.		
	First crop.			Second crop.			Total land and irrigation revenue. (8)	Share due to irrigation. (9)	Deduct remissions and deductions. (10)
	Old irrigation. (2)	New irrigation. (3)	Total. (4)	Old irrigation. (5)	New irrigation. (6)	Total. (7)			
A. IRRIGATION WORKS.									
(i) PRODUCTIVE WORKS.									
	ACS.	ACS.	ACS.	ACS.	ACS.	ACS.	RS.	RS.	RS.
1. Ganjam minor rivers system ..	51,260	14,275	65,535	..	6,993	6,993	2,32,694	1,58,293	4,206
2. Godavari delta system ..	156,150	615,772	771,922	..	213,713	213,713	50,67,027	40,60,934	36,527
3. Kistna delta system ..	70,710	690,780	761,490	..	1,244	1,244	46,14,875	37,25,548	9,860
4. Divi pumping system * ..	9,900	25,728	35,628	..	1	1	1,78,994	1,78,994	4,133
5. Pennar river canals system ..	99,080	58,426	157,576	1,050	18,200	19,250	9,81,087	8,32,323	4,013
6. Arakkankottai channel ..	2,740	1,845	4,575	10	524	534	43,527	37,812	20
7. Tadepalli channel ..	9,990	5,111	15,101	170	1,813	1,983	1,59,627	1,37,331	..
8. Kalingarayan channel ..	8,300	3,769	12,069	8,350	916	9,216	1,48,853	1,31,309	470
9. Palar anicut system ..	53,890	22,463	76,353	16,070	—	16,042	4,36,187	3,26,252	58,939
10. Chembran bakkam tank ..	11,370	1,738	13,108	1,160	964	2,124	74,187	51,941	437
11. Vallur anicut system ..	4,030	1,037	5,067	10	174	184	11,265	7,346	220
12. Poiney anicut system ..	15,550	4,052	19,602	2,500	1,415	3,915	1,33,512	99,441	27,786
13. Cheyyar anicut system ..	14,960	5,629	20,589	1,630	5,200	6,830	1,45,647	1,02,583	8,143
14. Tirukkoyilur anicut system ..	16,080	9,914	25,994	30	3,708	3,738	1,69,797	1,23,137	7
15. Shatiatope anicut system ..	7,160	25,717	32,877	..	5,466	5,466	2,15,044	1,48,524	331
16. Mebamattur anicut system ..	990	3,839	4,829	..	160	160	35,366	24,445	..
17. Vriddhachalam anicut system ..	2,430	6,444	8,874	..	124	124	58,329	39,609	2
18. Toludur project ..	† 2,690	5,727	8,317	† 260	892	1,152	61,648	57,778	..
19. Lower Coleroon anicut system ..	44,760	63,713	108,473	170	5,233	5,403	8,31,844	5,22,304	9,129
20. Cauvery delta system ..	745,350	116,826	862,176	34,030	49,303	83,383	63,33,999	49,76,504	3,69,180
21. Nandiyar channel system ..	4,680	2,004	6,684	1,570	—	779	28,250	20,478	551
22. Periyar system ..	65,600	66,359	131,959	16,100	36,299	52,399	11,78,426	10,25,298	7,774
23. Srivaikuntam anicut system ..	14,580	10,609	25,189	5,850	12,166	18,016	2,76,755	2,34,921	1,932
24. Marudur anicut system ..	17,020	491	17,511	590	15,035	15,625	2,45,107	2,11,864	832
Total of Productive works ..	1,429,160	1,762,138	3,191,298	89,600	378,724	468,324	2,16,63,447	1,72,34,969	5,44,492

(ii) UNPRODUCTIVE WORKS.										
26.	Rushikulya system	58,100	49,705	107,805	..	1,247	1,247	3,75,944	2,58,533	2,128
26.	Nagavalli river project	10,600	15,018	25,618	5,200	— 3,359	1,841	1,84,932	1,08,629	3,726
27.	Muniyeru project	600	5,671	6,271	..	10	10	25,389	25,595	..
28.	Peddabayudu tank of Chinnarao- palem.	..	139	139	555	555	..
29.	Jangamsleswarapuram tank ..	150	601	751	7	92	99	4,006	2,792	748
30.	Atmakur tank	737	737	..	63	63	3,873	3,173	1,547
31.	Bhavanasi tank	380	380	..	81	81	3,212	3,212	..
32.	Dondapad tank	254	254	..	3	3	865	865	..
33.	Mopad project	2,401	2,401	..	833	833	19,264	18,991	..
34.	Hajipuram tank	603	603	..	242	242	3,812	3,194	47
36.	Ponnalur tank	860	860	..	217	217	6,300	5,036	..
36.	Anamamudram-Biraperu tank ..	900	102	1,002	80	— 77	3	4,658	4,150	..
37.	Yerur tank	80	1,410	1,490	2	— 1	1	5,280	4,061	..
38.	Sagileru system	3,900	566	4,466	700	946	1,646	25,742	23,419	6
39.	Cumbum tank	4,850	883	5,733	2,670	561	3,231	40,944	36,085	12
40.	Markapur tank	450	1,107	1,557	50	474	524	7,013	6,473	..
41.	Yellanor tank	728	728	4,598	3,947	3,134
42.	Kooscheruvu tank	182	— 41	141	50	— 38	12	979	862	196
43.	Siddapur tank	352	352	..	3	3	1,091	1,091	..
44.	Nagavaram anicut and supply channel.	452	167	619	235	184	419	4,742	4,116	3
45.	Venkatarapuram tank	53	96	149	1	— 1	..	719	691	..
46.	Kurnool-Cuddapah canal	6,643	62,147	68,790	..	9,256	9,256	3,53,465	3,23,577	120
46A.	Chepad channel	1,406	6,410	7,816	56	418	474	40,870	37,903	..
47.	Darur tank	1,330	2,268	3,598	430	1,214	1,644	26,238	21,768	57
48.	Kanniyampalayam anicut †	138	138
49.	Madras Water-supply and Irriga- tion system.	5,630	1,905	7,535	780	382	1,162	32,566	24,131	388
60.	Pelandurai anicut system	2,120	10,334	12,454	100	178	278	78,623	56,624	..
61.	Panjapatti reservoir project	31	31	..	22	22	311	311	..
Total of Unproductive works ..		97,446	164,972	262,418	10,361	12,950	23,311	12,06,991	9,74,784	12,107
Grand Total of Productive and Unproductive works.		1,526,606	1,927,110	3,453,716	99,961	391,674	491,685	2,28,70,438	1,82,09,753	5,56,599

* The interest on the estimated values of lands assigned to military men and depressed classes will be included in the financial results of irrigation for faali 1335.

† Based on the figures furnished by the Tahsildar concerned.

‡ Irrigation under the Kanniyampalayam anicut is not to be charged for twenty years from 1924—vide G.O. No. 128 I., dated 17th March 1916, and G.O. Mis. No. 30 I., dated 2nd February 1924.

I.—Statement showing the financial results of irrigation under Productive and Unproductive works for fasli 1334
(1924-25)—cont.

	Direct receipts—cont.			Indirect receipts.				Total of columns (13) and (18).	
	Net revenue due to irrigation. (11)	Deduct portion due to old irrigation. (12)	Increase of revenue due to the outlay incurred. (13)	Increment of land assessment due to irrigation. (14)	Land assessment of waste lands brought under irrigation. (15)	Land revenue of miscellaneous items. (16)	Interest on sale-proceeds of tank bed and other waste lands. (17)		Total. (18)
A. IRRIGATION WORKS.									
(i) PRODUCTIVE WORKS.	RS.	RS.	RS.		RS.	RS.	RS.	RS.	
1. Ganjam minor rivers system ..	1,54,087	95,000	59,087	..	6,586	738	27	7,351	66,438
2. Godavari delta system	40,24,407	1,24,000	39,00,407	..	1,80,507	8,161	4,780	1,93,448	40,93,855
3. Kistna delta system	37,15,688	71,000	36,44,688	..	99,046	16,703	20,562	1,36,311	37,80,999
4. Divi pumping system*	1,74,861	20,300	1,54,561	..	2,143	4,086	47,623	53,852	6,33,413
5. Penner river canals system ..	8,28,310	2,56,000	5,72,310	..	43,385	3,711	13,628	60,724	6,33,034
6. Arakkankottai channel	37,792	19,000	18,792	..	354	56	..	410	19,202
7. Tadepalli channel	1,37,331	76,000	61,331	..	2,861	39	..	2,900	64,231
8. Kalingarayan channel	1,30,839	85,000	45,839	..	419	64	..	483	46,322
9. Palar anicut system	2,67,313	1,25,000	1,42,313	..	15,486	320	1,009	16,815	1,59,128
10. Chembrambakkam tank	51,504	16,000	35,504	..	849	59	..	908	36,412
11. Vallur anicut system	7,126	5,000	2,126	..	1,067	7	..	1,074	3,200
12. Poiney anicut system	71,655	38,000	33,655	..	5,281	131	50	5,462	29,117
13. Cheyyar anicut system	94,440	39,000	55,440	..	3,196	104	125	3,425	58,865
14. Tirukkoyilur anicut system ..	1,23,130	60,000	63,130	..	3,286	76	..	3,362	66,492
15. Shatistope anicut system	1,48,193	20,000	1,28,193	..	14,891	318	..	15,209	1,43,402
16. Mehamattur anicut system	24,445	4,000	20,445	..	28	23	..	51	20,496
17. Vriddhachalam anicut system ..	39,507	8,500	31,007	..	277	17	..	294	31,401
18. Toludur project	57,778	110,590	47,188	47,188
19. Lower Coleroon anicut system ..	5,18,175	1,55,000	3,58,175	..	51,192	318	..	51,510	4,09,685
20. Cauvery delta system	46,07,324	34,00,000	12,07,324	..	1,07,501	10,571	..	1,18,072	13,25,396
21. Nandiyar channel system	19,927	17,000	2,927	..	36	18	..	54	2,981
22. Periyar system	10,17,524	2,04,000	8,13,524	..	6,894	4,940	58,705	70,539	8,84,063
23. Srivalkuntam anicut system	2,32,989	79,000	1,53,989	..	1,423	67	..	1,490	1,55,479
24. Marudur anicut system	2,11,032	1,15,000	96,032	..	228	42	..	270	96,302
Total of Productive works ..	1,66,90,477	50,42,390	1,16,48,087	..	5,46,936	50,569	1,46,509	7,44,014	1,23,92,101

(ii) UNPRODUCTIVE WORKS.									
25. Ruebikulya system	2,51,407	67,000	1,84,407	..	3,122	236	1,281	4,639	1,89,046
26. Nagavalli river project	1,04,906	37,400	67,506	..	1	1,092	13,621	14,714	82,220
27. Muniyeru project	25,595	2,500	23,095	..	2	58	..	60	23,155
28. Peddanayudu tank of Chinnarao- palem.	555	..	555	555
29. Jangamaheswarapuram tank	2,044	500	1,544	1,544
30. Atmakur tank	1,626	..	1,626	1,626
31. Bhavanasi tank	3,212	..	3,212	3,212
32. Dondapad tank	865	..	865	..	1	2	..	3	868
33. Mopad project	18,991	433	18,558	4,326	4,326	22,884
34. Hajipuram tank	3,147	..	3,147	15	..	15	3,162
35. Ponnalur tank	5,036	..	5,036	5,036
36. Anamasamodram-Biraperu tank.	4,150	3,600	550	1	..	1	551
37. Yerur tank	4,061	425	3,636	64	..	64	3,700
38. Sagileru tank	23,413	17,800	5,613	4	..	4	5,617
39. Cumbum tank	36,073	30,000	6,073	..	443	18	..	461	6,534
40. Marakapur tank	6,473	2,130	4,343	1	..	1	4,344
41. Yellanur tank	813	..	813	481	481	1,294
42. Koobohoruva tank.. ..	666	980	314	314
43. Siddapur tank	1,091	..	1,091	1,091
44. Nagavaram anicut and supply channel.	4,113	2,256	1,857	1,857
45. Venkatsapuram tank	691	164	527	527
46. Kurnool-Uddapah canal	3,23,457	28,285	2,95,172	..	496	926	197	1,619	2,96,791
46a. Chepad channel	37,903	7,587	30,316	..	351	26	4	381	30,697
47. Barur tank	21,711	4,500	17,211	..	36	..	435	471	17,682
48. Kanniyampalayam anicut†
49. Madras Water-supply and Irriga- tion system.	23,743	11,000	12,743	..	441	21	..	462	13,205
50. Pelandorai anicut system	56,624	3,000	53,624	..	55	21	..	76	53,700
51. Panjaputti reservoir project	311	..	311	554	554	865
Total of Unproductive works ..	9,62,577	2,19,560	7,43,117	..	4,948	2,485	20,899	28,332	7,71,449
Grand Total of Productive and Unproductive works.	1,76,53,154	52,61,950	1,23,91,204	..	5,51,884	53,054	1,67,408	7,72,346	1,31,63,550

* The interest on the estimated values of lands assigned to military men and depressed classes will be included in the financial results of irrigation for fasli 1335.

† Irrigation under the Kanniyampalayam anicut is not to be charged for twenty years from 1924—vide G.O. No. 128 I., dated 17th March 1916, and G.O. Mis No. 30 I., dated 2nd February 1924.

NOTE.—Prepared by the Board of Revenue—vide B.P. No. 54, Press, dated 23rd October 1925.

Statement No. 1.

Systems.	Net receipts, direct and indirect.			Gross indirect receipts.		
	Actuals, 1923-24.	1924-25.		Actuals, 1923-24.	1924-25.	
		Revised estimates.	Actuals.		Revised estimates.	Actuals.
	RS.	RS.	RS.	RS.	RS.	RS.
(i) PRODUCTIVE WORKS.						
1. Ganjam minor rivers system	66,434	69,000	63,117	7,339	7,339	7,351
2. Godavari delta system	38,65,715	38,73,000	38,89,401	1,92,215	1,92,668	1,93,448
3. Kistna delta system	35,97,439	34,80,000	35,92,977	1,35,582	1,35,582	1,36,311
4. Divi pumping system	1,92,939	2,24,000	2,00,373	53,852	53,852	53,852
5. Penner river canals system	5,24,854	5,81,000	6,02,064	60,507	60,507	60,724
6. Arakkankottai channel	17,466	20,000	18,242	410	410	410
7. Tadepalli channel	59,066	61,000	61,019	2,900	2,900	2,900
8. Kalingarayan channel	47,109	45,000	44,006	483	483	483
9. Palar anicut system	1,07,245	1,42,000	1,51,222	16,815	16,815	16,815
10. Chembrambakkam tank	50,598	52,000	34,591	908	908	908
11. Vallur anicut system	— 502	4,000	3,040	1,074	1,074	1,074
12. Poincy anicut system	4,427	42,000	37,164	5,461	5,461	5,462
13. Cheyyar anicut system	50,269	58,000	55,928	3,352	3,352	3,425
14. Tirukkoyilur anicut system	73,165	1,27,000	63,167	3,362	3,362	3,362
15. Sbiatiatope anicut system	1,39,028	1,35,000	1,36,232	15,209	15,209	15,209
16. Mehamattur anicut system	20,287	21,000	19,471	51	51	51
17. Vriddhachalam anicut system	29,866	30,000	29,831	294	294	294
18. Tolundur project	—	—	44,829	—	—	—
19. Lower Coleroon anicut system	4,10,287	4,02,000	3,89,201	51,510	51,710	51,510
20. Cauvery delta system	17,48,613	18,16,000	12,59,126	1,18,072	1,23,692	1,18,072
21. Nandiyar channel system	5,212	5,000	2,832	54	54	54
22. Periyar system	8,06,132	8,66,000	8,42,796	60,853	61,654	70,539
23. Srivaikuntam anicut system	1,36,743	1,43,000	1,47,705	1,490	1,490	1,490
24. Marudur anicut system	93,330	94,000	91,487	270	270	270
(ii) UNPRODUCTIVE WORKS.						
25. Rushikulya system	1,60,771	1,88,000	1,79,658	4,605	4,605	4,639
26. Nagavalli river project	75,325	1,01,000	78,790	13,475	30,100	11,714

27. Muniyeru project	24,598	21,000	21,997	60	60	60
28. Peddanayudu tank of Chinnaraopalem	517	1,000	527
29. Jangamaheswarapuram tank	1,113	1,000	1,467
30. Atmakur tank	1,678	3,000	1,545
31. Dondapad tank	649	1,000	825	3	3	3
32. Bhavanasi tank	4,854	5,000	3,051
33. Mopad project	21,759	22,000	21,956	3,442	3,866	4,326
34. Hajipuram tank	3,410	3,000	3,004	15	15	15
35. Pornalur tank	2,603	4,000	4,784
36. Anamasamudram-Biraperu tank	1,782	..	523	1	1	1
37. Yerur tank	199	1,000	3,515	64	64	64
38. Sagileru system	448	..	5,336	4	4	4
39. Combum tank	9,503	10,000	6,207	461	461	461
40. Markapur tank	4,057	4,000	4,127	1	1	1
41. Yellanur tank	2,370	4,000	1,253	481	481	481
42. Kochoberuvu tank	283	..	298
43. Siddapur tank	2,063	3,000	1,026
44. Nagavaram anicut and supply channel	957	1,000	1,764
45. Venkatapuram tank	190	1,000	501
46. Kurnool-Cuddapah canal	2,93,344	2,71,000	2,81,961	1,609	1,609	1,619
46A. Chepad channel	27,753	28,000	29,162	381	381	381
47. Barur tank	3,792	13,000	16,820	471	471	471
48. Kanniyampalayam anicut
49. Madras Water-supply and Irrigation system	12,192	17,000	12,545	462	462	462
50. Pelandorai anicut system	51,233	51,000	51,015	76	76	76
51. Panjapatti reservoir project	895	3,000	849	381	381	554

NOTE.—Prepared by the Board of Revenue—vide B.P. No. 54, Press, dated 23rd October 1925.

Statement showing the extent irrigated and the revenue

Districts.	Area charged as irrigated and area irrigated free of charge.						Direct	
	First crop.			Second crop.			Total land and irrigation revenue.	Share due to irrigation.
	Old irrigation.	New irrigation.	Total.	Old irrigation.	New irrigation.	Total.		
(1)	(2)	(3)	(4)	(5)	(6)	(7)	(8)	(9)
			ACS.			ACS.	RS.	RS.
Ganjam	126,088	11,746	3,97,783	1,93,798
Vizagapatam	88,988	18,366	4,11,314	2,80,784
East Godavari	78,841	8,533	2,97,045	2,12,232
West Godavari	59,416	2,669	99,308	78,332
Kistna	15,925	62	71,202	60,923
Guntur	24,701	1,705	1,41,758	1,05,456
Nellore	135,064	14,640	7,36,607	6,15,777
Cuddapah	103,312	28,082	4,84,08	4,12,932
Anantapur	141,506	37,114	6,30,240	5,38,067
Bellary	64,874	8,937	8,45,520	3,00,379
Kurnool	43,060	6,473	1,83,461	1,54,661
Chittoor	99,361	27,604	5,50,176	4,38,926
Chingleput	357,210	82,609	14,18,189	10,07,589
North Arcot	214,674	58,510	13,22,121	9,35,563
South Arcot	291,941	64,183	17,81,367	12,52,110
Tanjore	67,010	2,709	2,06,698	1,55,334
Trichinopoly	154,155	48,417	10,46,844	7,51,006
Madura	118,841	27,870	7,23,133	5,72,609
Ramnad	37,173	19,337	2,43,244	2,07,513
Tinnevely	180,275	106,020	15,18,780	12,93,335
Coimbatore	72,439	18,851	4,86,309	4,06,668
Salem	97,063	33,543	6,03,356	4,11,704
Total	2,541,917	622,280	1,36,41,536	1,02,85,676

NOTE.—The details of extent and revenue relating to old and
 NOTE.—Prepared by the Board of Revenue—vide B.P.

No. 2.

derived under "Minor Works" for fasli 1334 (1924-25).

receipts.				Indirect receipts.					Total of columns (13) and (18).
Deduct remissions and deductions.	Net revenue due to irrigation.	Deduct portion due to old irrigation.	Increase of revenue due to the outlay incurred.	Increment of land assessment due to irrigation.	Land assessment of waste lands brought under irrigation.	Land revenue of miscellaneous items.	Interest on sale-proceeds of tank-bed and other waste lands.	Total.	
(10)	(11)	(12)	(13)	(14)	(15)	(16)	(17)	(18)	(19)
Rs.	Rs.								
9,959	1,83,889	}	}	}	}	}	}	}	}
48,605	2,37,179								
9,167	2,03,065								
9,967	68,365								
1,366	58,957								
6,813	98,643								
27,576	5,88,201								
40,864	3,72,068								
1,43,543	3,94,514								
27,128	2,73,251								
25,590	1,29,071								
1,56,152	2,42,374								
20,537	9,87,052								
1,11,011	8,24,542								
10,330	12,41,780								
35,109	1,20,225								
1,83,989	5,67,017								
1,44,130	4,28,479								
5,904	2,01,609								
16,393	12,76,942								
8,282	3,98,386								
1,31,545	2,80,159								
12,09,960	91,75,718								

new irrigation are not calculated for "Minor Works".

No. 63, Press, dated 14th November 1925.

APPENDIX III

REVIEW OF THE ADMINISTRATIVE ACCOUNTS OF IRRIGATION, NAVIGATION, EMBANKMENT AND DRAINAGE WORKS FOR THE YEAR 1924-25 OF THE MADRAS PRESIDENCY.

Irrigation, Navigation, Embankment and Drainage Works for which Capital and Revenue Accounts are kept are classified into: (1) A. Irrigation Works; and (2) B. Navigation, Embankment and Drainage works, each of these being subdivided into Productive and Unproductive works.

Every irrigation, navigation, embankment or drainage work for which a capital account is kept is classed as productive, if the net revenue anticipated at the end of ten years from the date of the closure of the construction estimate, appear likely to pay the annual interest charges on the capital invested, calculated at 4 per cent in the case of works sanctioned before the 1st April 1919, at 5 per cent in the case of those sanctioned between 1st April 1919 and 1st August 1921, and at 6 per cent in the case of those sanctioned after the last-mentioned date. If a work is not expected to yield such a return it is to be classified as unproductive.

The classification of works was revised last by the Local Government in the year 1922 on the basis of the financial results of the three preceding years, and the question of reclassification is again under consideration. There are no works in this Presidency under Navigation, Embankment and Drainage works—Productive.

The revenue shown in these administrative accounts comprises besides the revenue collected by Public Works Department officers, the following receipts collected in other departments:—(1) water-rates, (2) land assessment from waste lands brought under cultivation, (3) assessment of miscellaneous items, and (4) interest at 4 per cent on sale-proceeds of waste or other lands up to the end of 1920-21 and at an average rate communicated annually by the Local Government on realizations after that date.

2. The following table summarizes the results of irrigation, etc., works during the year 1924-25 in comparison with those of the previous year 1923-24 :—

	Total capital outlay (direct and indirect) to end of		Gross receipts (direct and indirect) to end of
	1923-24. (2)	1924-25. (3)	1923-24. (4)
	RS.	RS.	RS.
A. Irrigation works--			
1. Productive--In operation	6,83,35,612	} 7,19,34,456	1,30,66,140
" Under construction but practically completed.	25,88,619		
Total ..	7,09,22,231	7,19,34,456	
2. Unproductive--In operation	4,02,70,589	} 4,04,41,898	8,01,519
" Under construction but practically completed.	1,29,170		
Total ..	4,03,99,759	4,04,62,184	
B. Navigation, etc., works--			
2. Unproductive--In operation	3,47,251	93,47,251	80,200

	Gross receipts (direct and indirect) to end of—cont.	Working expenses (direct and indirect) to end of	
	1924-25. (5)	1923-24. (6)	1924-25. (7)
	RS.	RS.	RS.
A. Irrigation works -			
1. Productive--In operation	} 1,28,16,821	83,47,574	43,98,460
" Under construction but practically completed.			
2. Unproductive--In operation	} 8,32,441	3,46,009	4,23,589
" Under construction but practically completed.			
B. Navigation, etc., works--			
2. Unproductive--In operation	81,574	2,98,884	3,34,931

	Net revenue during		Percentage on capital outlay.
	1923-24. (8)	1924-25. (9)	1923-24. (10)
	RS.	RS.	
A. Irrigation works--			
1. Productive--In operation	} 97,18,566	84,18,361	13.70
" Under construction but practically completed.			
2. Unproductive--In operation	} 4,55,510	4,08,852	1.12
" Under construction but practically completed.			
B. Navigation, etc., works--			
2. Unproductive--In operation	— 2,18,684	— 2,53,357	— 2.34

	Percentage on capital outlay— <i>cont.</i>	Area irrigated.	
	1921-25 (11)	1923-24. (12)	1924-25. (13)
A. Irrigation works—		acs	acs.
1. Productive—In operation	11.70	2,149,669	2,140,862
" Under construction but practically completed.			
2. Unproductive—In operation	1.01	181,527	177,922
" Under construction but practically completed.			
B. Navigation, etc., works—			
2. Unproductive—In operation	— 2.71

A. IRRIGATION WORKS.

1. *Productive.*

3. The number of productive works in the Presidency is 24. The canals of the Gōdāvāri and Kistna delta systems are used both for irrigation and navigation purposes. The remaining works are for irrigation only.

4. The percentage of net revenue on the capital outlay was 11.70 per cent in 1924-25 against 13.70 in the preceding year. The percentage of surplus revenue after paying interest charges was 8.45 during the year under report while the percentage for the previous year was 10.52.

5. The total area under the irrigation of works of this class during the year under review was 2,140,862 acres as compared with 2,149,669 acres in 1923-24.

6. The decrease of Rs. 2,81,049 in the gross revenue occurred under irrigation revenue proper collected in the Revenue Department. The Board of Revenue state that the decrease occurred principally in 12 systems while there were increases under certain other systems.

7. The Board of Revenue add the following explanation:—

The decrease under the Chembrambakkam tank and Naudiyar channel system was due to a fall in the area of second crop cultivation on single crop wet land. In the case of the Tirukkoyilur and Shatiatope anicut systems, the fall is ascribed to want of timely rains and insufficient freshes in the river. There was a decrease in the area cultivated under the Lower Coleroon anicut system both under first and second crop. The grant of remissions also contributed to the fall of revenue to some extent. Under the Cauvery delta system the noticeable fall was partly due to damages by heavy floods which necessitated the grant of large remissions

and partly due to the reduction of assessment by $6\frac{1}{4}$ per cent made in the accounts of the fasli under review. In the case of the Kistna delta system there was a slight decrease in revenue without a corresponding fall in cultivation which was due to smaller receipts under 'Miscellaneous revenue'. The fall in receipts under the Ganjām Minor Rivers system is attributed to the correct apportionment between land and water of the amount of quit-rent on minor inams in the returns of fasli 1334. The fall under the Kalingarayan channel and the Marudur anicut system occurred mainly under 'Miscellaneous Revenue'. The decrease under the remaining two systems is small and calls for no remarks. In the case of the Godāvāri delta, Divi Pumping Palar anicut, Valluru anicut, Poiney anicut and Srivaikuntam anicut systems, there was an increase in revenue owing to reduction in the amount of remissions granted although there was no marked increase in cultivation. Under the Periyar system the increase was due to greater receipts under 'Miscellaneous revenue'. The Toludur project was brought into operation this year for the first time.

8. The working expenses of the year on the works amounted to Rs. 43,98,460 as compared with Rs. 33,47,574 of the year 1923-24. The floods and cyclones of 1923 and 1924 are held chiefly to be responsible for the increased expenditure in 1924-25.

2. *Unproductive.*

9. There were 30 works of this class in the Presidency. The majority of them are small tanks and in many cases the irrigation is still in an early stage of development.

10. The capital outlay (direct and indirect) on this class of work to end of the year 1924-25 was Rs. 4,04,62,184. The revenue amounted to Rs. 8,32,441 and the working expenses to Rs. 4,28,589, yielding a net revenue of Rs. 4,08,852 or 1.01 per cent on the capital outlay as against the percentage of 1.12 in the previous year.

11. The area brought under new irrigation during the year was 77,922 acres against 181,527 acres in 1923-24.

12. The gross revenue (including Public Works Department receipts) amounted to Rs. 8,32,441 against Rs. 8,01,519 in the previous year. The increases were chiefly in the Rushikulya system, the Anamasamudram Biraperu, the Yerur and the Barur tanks, due to the amount of remissions granted during the year being small compared with those in the previous year. The increases were counterbalanced to some extent by decreases in certain other systems. The Kannipalem anicut was brought into operation this year for the first time.

13. There was increase in working expenses under this class of works also. The reason is the same as that explained in the case of productive works.

• B. NAVIGATION, ETC., WORKS.

14. There are no productive works of this class in this Presidency.

Unproductive.

15. There are three navigation works in the Presidency. The capital outlay to end of the year under review on these works amounted to Rs. 93,47,251 and the net revenue during the year to a minus figure of Rs. 2,53,357.

MADRAS,
18th November 1925.

J. C. NIXON,
Accountant-General.

No. 1.—General Abstract of Financial Results showing the estimated cost of construction of Productive and Unproductive Works, the Capital outlay thereon, the Revenue derived therefrom, the Working Expenses and the simple interest on the direct Capital outlay on those works.

Name of project. (1)	COST OF CONSTRUCTION AS NOW ESTIMATED.			CAPITAL OUTLAY.					
	Direct charges. (2)	Indirect charges. (3)	Total. (4)	During 1924-1925.			To end of 1924-1925.		
				Direct charges. (5)	Indirect charges. (6)	Total. (7)	Direct charges. (8)	Indirect charges. (9)	Total. (10)
	RS.	RS.	RS.	RS.	RS.	RS.	RS.	RS.	RS.
CONSTRUCTION OF IRRIGATION, NAVIGATION, EMBANKMENT AND DRAINAGE WORKS.									
<i>A. Irrigation Works.</i>									
1. Productive Works.									
1. Ganjam minor river system.	2,75,565	10,739	2,86,304	4,283	221	4,504	2,72,413	10,964	2,83,377
2. Godavari delta system	1,51,87,895	19,77,744	1,71,65,639	99,934	4,924	1,04,858	1,43,97,371	20,29,507	1,64,26,878
3. Kistna do.	1,72,66,465	10,75,218	1,83,41,683	5,41,998	26,417	5,68,415	1,68,14,138	11,15,556	1,74,29,694
4. Divi pumping system.	24,57,782	32,958	24,90,736	18,651	905	19,556	24,75,176	60,071	25,35,247
5. Pennar river canals system.	57,48,649	10,14,290	67,62,939	16,221	788	17,009	57,45,139	10,14,474	67,59,613
6. Arkenkota channel ..	1,40,769	3,676	1,44,445	1,40,769	3,676	1,44,445
7. Thadapalle channel ..	1,64,755	11,050	1,75,805	1,64,755	11,050	1,75,805
8. Kalingarayan channel.	1,75,960	4,506	1,80,466	1,75,960	4,506	1,80,466
9. Palar anicut system ..	23,43,925	1,17,105	24,61,030	23,39,544	1,17,105	24,56,649

10. Chembrambakkam tank.	6,51,348	1,12,795	7,64,143	6,51,348	1,12,795	7,64,143
11. Valluru anicut system.	74,366	1,916	76,282	74,366	1,916	76,282
12. Poincy do.	2,95,063	8,812	3,03,875	360	17	377	2,95,063	8,812	3,03,875
13. Chevaru do.	5,14,212	11,754	5,25,966	1,196	57	1,253	4,88,975	14,499	5,03,474
14. Tirukkoiyilur anicut system.	3,83,105	9,189	3,92,294	6,494	307	6,801	3,82,666	9,948	3,92,614
15. Bhalastope anicut system.	9,45,507	57,271	10,02,878	9,15,365	57,277	9,72,642
16. Toludur project ..	29,60,000	2,50,000	32,10,000	37,810	1,798	39,608	28,77,248	2,50,979	26,28,227
17. Mehamattur anicut system.	73,372	2,009	75,381	73,372	2,009	75,381
18. Vriddhachalam anicut system.	84,191	2,494	86,685	84,191	2,494	86,685
19. Lower Coleroon anicut system.	22,36,912	71,335	23,08,247	51	2	53	18,71,608	71,337	19,42,945
20. Canvey delta system.	65,02,093	2,00,306	67,02,389	2,39,656	5,412	2,45,068	49,45,659	2,19,542	51,65,211
21. Nandyar channel system.	63,231	2,484	65,715	63,231	2,484	65,715
22. Periyar system ..	1,04,46,123	3,69,058	1,08,15,181	4,530	141	4,671	1,03,68,211	3,69,988	1,07,38,199
23. Brivaikuntam anicut system.	16,67,459	1,07,604	17,75,063	51	1	52	16,67,459	1,07,604	17,75,063
24. Marudur anicut system.	58,733	1,265	59,998	50,541	1,265	51,806
Total, A. Irrigation I. Productive Works.	7,07,17,590	54,55,573	7,61,73,163	9,71,235	40,990	10,12,225	6,63,34,598	55,99,858	7,19,34,456
2. Unproductive Works.									
1. Rushikulya system ..	47,68,502	4,14,719	51,83,221	28,928	1,493	30,421	47,60,173	4,16,764	51,76,937
2. Nagavalli river system.	16,80,230	40,971	17,21,201	112	6	118	16,81,141	42,309	17,23,450
3. Muniyaru system ..	5,71,308	29,751	6,01,059	5,71,308	29,751	6,01,059
4. Peddinaidu tank of Chennairapalem.	62,098	1,397	63,495	62,098	1,397	63,495
5. Jangameshwarapuram tank.	61,253	10,411	71,664	61,253	10,411	71,664
6. Atmakur tank ..	1,09,951	13,428	1,23,379	1,09,951	13,428	1,23,379
7. Dondapat tank ..	1,24,786	15,218	1,40,004	1,24,786	15,218	1,40,004

No. 1.—General Abstract of Financial Results showing the estimated cost of construction of Productive and Unproductive Works, the Capital outlay thereon, the Revenue derived therefrom, the Working Expenses and the simple interest on the direct capital outlay on those works—*cont.*

Name of project.	COST OF CONSTRUCTION AS NOW ESTIMATED.			CAPITAL OUTLAY.					
	Direct charges	Indirect charges.	Total.	During 1924-1925.			To end of 1924-1925.		
				Direct charges.	Indirect charges.	Total.	Direct charges.	Indirect charges.	Total.
(1)	(2)	(3)	(4)	(5)	(6)	(7)	(8)	(9)	(10)
CONSTRUCTION OF IRRIGATION, NAVIGATION, EMBANKMENT AND DRAINAGE WORKS— <i>cont.</i>	RS.	RS.	RS.	RS.	RS.	RS.	RS.	RS.	RS.
<i>A. Irrigation Works—cont.</i>									
2. Unproductive Works— <i>cont.</i>									
8. Bavanasi tank project ..	2,08,385	6,711	2,15,096	3,852	187	4,039	2,53,302	11,045	2,64,347
9. Mopad project ..	21,97,000	1,00,000	22,97,000	21,93,275	96,422	22,89,697
10. Hajipuram tank ..	2,78,774	33,109	3,11,883	2,78,774	33,109	3,11,883
11. Ponnalur tank ..	1,92,826	25,579	2,18,405	1,972	95	2,067	1,92,969	25,674	2,18,643
12. Anamasamudram-Beraperu tank.	71,687	1,886	73,573	71,687	1,886	73,573
13. Yerur tank ..	61,741	1,612	63,353	61,741	1,612	63,353
14. Vamula tank ..	62,186	1,571	63,757	62,186	1,571	63,757
15. Sagileru system ..	4,47,108	17,619	4,64,727	4,47,108	17,619	4,64,727
16. Talapulavanka tank ..	66,283	2,541	68,824	66,283	2,541	68,824
17. Cumbum tank ..	83,985	2,388	86,373	83,985	2,388	86,373
18. Markapur tank ..	1,26,332	4,001	1,30,333	2,337	99	2,436	1,19,044	4,100	1,23,144
19. Yellanur tank ..	2,35,711	30,089	2,65,800	2,39,192	30,515	2,69,707

20. Kocheruva tank	1,24,605	11,129	1,35,734	1,24,605	11,129	1,35,734
21. Siddapur tank	7,91,038	13,448	8,04,486	7,91,038	13,448	8,04,486
22. Nagavaram anicut and supply channel	1,07,295	2,595	1,09,890	1,07,295	2,595	1,09,890
23. Venkatapuram tank	3,72,250	12,671	3,84,921	3,72,250	12,671	3,84,921
24. Kurnool-Cuddapah canal ..	2,33,92,427	85,125	2,34,77,552	3,184	132	3,316	2,33,11,011	73,388	2,33,84,399
25. Tippayapalem project	2,87,020	..	2,87,020	19,476	810	20,286	19,476	810	20,286
26. Barur tank	4,19,375	22,788	4,43,113	4,19,375	23,738	4,43,113
27. Kannampalem anicut	1,36,343	3,757	1,40,100	— 378	— 18	— 396	1,24,921	3,853	1,28,774
28. Madras Water-supply and Irrigation system.	15,81,614	2,39,658	18,21,272	15,81,614	2,39,658	18,21,272
29. Pelandorai anicut system.	6,48,248	48,747	6,96,995	6,43,270	48,747	6,92,017
30. Panjampatti reservoir project.	3,36,090	68,510	4,04,600	55	3	88	3,27,781	11,495	3,39,276
Total, A. Irrigation 2. Unproductive.	3,96,06,451	12,62,379	4,08,68,830	59,618	2,807	62,425	3,92,62,892	11,99,292	4,04,62,184
Total, A. Irrigation Works ..	11,03,24,041	67,17,952	11,70,41,993	10,30,853	43,797	10,74,650	10,55,97,490	67,99,150	11,23,96,640
B. NAVIGATION, EMBANKMENT AND DRAINAGE WORKS.									
<i>2. Unproductive.</i>									
1. Panjam-Gopalpur canal	1,43,100	12,393	1,55,493	1,43,100	12,393	1,55,493
2. Buckingham canal	85,66,071	4,89,255	90,55,326	85,66,071	4,89,255	90,55,326
3. Venaranniyan canal	1,32,699	3,733	1,36,432	1,32,699	3,733	1,36,432
Total, 2. Unproductive Works.	88,41,870	5,05,381	93,47,251	88,41,870	5,05,381	93,47,251
Total, B. Navigation, etc., Works.	88,41,870	5,05,381	93,47,251	88,41,870	5,05,381	93,47,251
Total, Construction of Irrigation, etc., Works.	11,91,65,911	72,23,333	12,63,89,244	10,30,853	43,797	10,74,650	11,44,39,360	73,04,531	12,17,43,891

No. 1—General Abstract of Financial Results showing the estimated cost of construction of Productive and Unproductive Works, the Capital outlay thereon, the Revenue derived therefrom, the Working Expenses and the simple interest on the direct capital outlay on those works—cont.

Name of project.	RECEIPTS DURING 1924-1925.			WORKING EXPENSES DURING 1924-1925.			NET RESULT EXCLUDING INTEREST (DIFFERENCE BETWEEN REVENUE AND WORKING EXPENSES).			Simple interest during 1924-1925.	NET RESULT INCLUDING INTEREST.				
	Water-rates, etc.	Collected with land revenue.	Total.	Direct charges.	Indirect charges.	Total.	Excess revenue (surplus).	Excess expenditure (deficit).	Rate per cent.		Excess revenue (surplus).	Excess expenditure (deficit).	Rate per cent.		
									Of excess revenue.				Of excess expenditure.	Of excess revenue.	Of excess expenditure.
(11)	(12)	(13)	(14)	(15)	(16)	(17)	(18)	(19)	(20)	(21)	(22)	(23)	(24)	(25)	
CONSTRUCTION OF IRRIGATION, NAVIGATION, EMBANKMENT AND DRAINAGE WORKS.	RS.	RS.	RS.	RS.	RS.	RS.	RS.	RS.		RS.	RS.	RS.			
<i>A. Irrigation Works.</i>															
1. Productive Works.															
1. Ganjam minor river system.	59,090	7,351	66,441	1,73,221	8,768	1,81,989	..	1,15,648	..	40.78	9,320	..	1,24,868	..	44.06
2. Godavari delta system	40,88,049	1,93,448	42,76,497	9,06,319	35,933	9,42,252	33,34,245	..	20.3	..	5,14,521	28,19,724	..	17.17	..
3. Kistna do.	38,14,591	1,36,311	39,50,902	7,66,136	28,810	7,94,946	31,55,957	..	18.11	..	5,55,151	26,00,806	..	14.92	..
4. Divi pumping system.	1,57,047	53,852	2,10,899	1,50,960	6,933	1,57,893	53,006	..	2.09	..	97,577	..	44,571	..	1.76
5. Penner river canal system.	5,75,568	60,724	6,36,292	1,12,817	3,971	1,16,788	5,19,504	..	7.69	..	1,91,987	3,27,517	..	4.85	..
6. Arkenkota channel ..	19,317	410	19,727	4,157	151	4,308	15,419	..	10.67	..	4,681	10,738	..	7.43	..
7. Thadapalle channel .	63,315	2,900	66,216	9,431	293	9,724	56,492	..	32.18	..	5,478	51,014	..	29.02	..
8. Kalingarayan channel	48,800	483	49,283	7,419	241	7,660	41,623	..	23.06	..	5,852	35,771	..	19.82	..

9. Palar anicut system ..	1,45,462	16,815	1,62,277	80,593	3,333	83,926	78,351	..	3-19	..	78,246	105
10. Chembrambakam tank.	36,633	908	37,541	4,375	106	4,481	33,060	..	4-33	..	21,991	11,069	..	1-45	..
11. Valluru anicut system	2,229	1,074	3,303	431	11	442	2,861	..	3-75	..	2,769	92
12. Poincy do.	33,864	5,462	39,326	19,209	815	20,024	19,302	..	6-35	..	11,376	7,926	..	2-61	..
13. Cheyaru do	58,967	3,425	60,390	32,751	1,408	34,159	26,251	..	5-21	..	17,966	8,265	..	1-64	..
14. Thirakkoyilur do.	65,007	3,362	68,369	17,474	668	18,142	50,227	..	12-79	..	12,965	37,262	..	9-49	..
15. Sthaliatope do.	1,29,174	15,209	1,44,383	37,809	1,447	39,256	1,05,127	..	10-31	..	30,441	74,685	..	7-68	..
16. Toludur project	47,188	..	47,188	8,941	311	9,252	37,936	..	1-44	..	1,20,605	..	82,669	..	3-15
17. Mehanattur anicut system.	20,610	51	20,661	4,445	161	4,606	16,055	..	21-3	..	2,512	13,543	..	17-97	..
18. Vriddhachalam anicut system.	31,630	294	31,924	10,207	408	10,615	21,309	..	24-58	..	2,799	18,510	..	21-35	..
19. Lower Coleroon anicut system.	3,63,521	51,510	4,15,031	4,53,233	15,216	4,68,449	..	53,418	..	2-75	62,289	..	1,15,707	..	5-96
20. Cauvery delta system.	12,28,114	1,18,072	13,46,186	7,09,464	19,616	7,29,080	6,17,106	..	11-94	..	1,79,467	4,37,639	..	8-47	..
21. Nandyar obannel system.	2,967	54	3,021	13,865	429	14,294	..	11,273	..	17-15	2,147	..	13,420	..	20-42
22. Periyar system ..	8,31,354	70,539	9,01,893	1,80,127	4,364	1,84,491	7,17,402	..	6-68	..	3,46,667	3,70,735	..	3-45	..
23. Srivaikuntam anicut system.	1,60,475	1,490	1,61,965	4,56,770	14,027	4,70,797	..	3,08,832	..	17-4	57,226	..	3,66,058	..	20-62
24. Marudur anicut system	96,836	270	97,106	88,280	2,607	90,887	6,219	..	12-0	..	1,680	4,539	..	8-76	..
Total, A. Irrigation 1. Productive Works.	1,20,72,807	7,44,014	1,28,16,831	42,48,433	1,50,027	43,98,460	84,18,361	..	11-7	..	23,35,713	60,82,648	..	8-45	..
2. Unproductive Works															
1. Rusbikulya system ..	1,87,009	4,639	1,91,648	1,45,606	7,029	1,52,635	39,013	..	75	..	1,59,778	..	1,20,765	..	2-33
2. Nagavalli river system.	68,040	14,714	82,754	23,523	1,036	24,559	58,195	..	5-38	..	57,154	1,041
3. Muniyera system ..	23,976	60	24,036	10,598	458	11,056	12,980	..	2-16	..	19,061	..	6,081	..	1-01
4. Peddinaidu tank of Chennaraopalam.	5,491	..	3,491	298	13	311	3,180	..	5-01	..	2,065	1,115	..	1-76	..
6. Jangameehwarapuram tank.	1,544	..	1,544	248	8	256	1,288	..	1-80	..	2,037	..	749	..	1-05
8. Atmakur tank ..	1,626	..	1,626	613	26	639	987	..	80	..	3,656	..	2,669	..	2-16
7. Dondapad tank ..	835	3	868	43	..	43	825	..	59	..	4,149	..	3,324	..	2-37

No. 1.—General Abstract of Financial Results showing the estimated cost of construction of Productive and Unproductive Works, the Capital outlay thereon, the Revenue derived therefrom, the Working Expenses and the simple interest on the direct capital outlay on those works—*cont.*

Name of project.	RECEIPTS DURING 1924-1925.			WORKING EXPENSES DURING 1924-1925.			NET RESULT EXCLUDING INTEREST (DIFFERENCE BETWEEN REVENUE AND WORKING EXPENSES).				Simple interest during 1924-1925.	NET RESULT INCLUDING INTEREST.			
	Water-rates, etc.	Collected with land revenue.	Total.	Direct charges.	Indirect charges.	Total.	Excess revenue (surplus).	Excess expenditure (deficit).	Rate per cent.			Excess revenue (surplus).	Excess expenditure (deficit).	Rate per cent.	
									Of excess revenue.	Of excess expenditure.				Of excess revenue.	Of excess expenditure.
(11)	(12)	(13)	(14)	(15)	(16)	(17)	(18)	(19)	(20)	(21)	(22)	(23)	(24)	(25)	
CONSTRUCTION OF IRRIGATION, NAVIGATION, EMBANKMENT AND DRAINAGE WORKS— <i>cont.</i>	RS.	RS.	RS.	RS.	RS.	RS.	RS.	RS.		RS.	RS.	RS.			
<i>A. Irrigation Works—cont.</i>															
2. Unproductive Works— <i>cont.</i>															
8. Bavanasi tank project.	3,212	..	3,212	5,687	273	5,960	..	2,748	..	1.04	10,361	..	13,109	..	4.96
9. Mopad project ..	19,280	4,326	23,606	11,741	525	12,266	11,840	..	.49	..	87,960	..	76,620	..	3.35
10. Hejipuram tank ..	3,942	15	3,957	282	6	288	3,669	..	1.18	..	9,270	..	5,601	..	1.80
11. Ponnalur tank ..	5,036	..	5,036	712	22	734	4,302	..	1.97	..	7,090	..	2,788	..	1.28
12. Anamasamudram-Beraperu tank.	550	1	551	— 461	— 23	— 484	1,035	..	1.41	..	2,384	..	1,349	..	1.83
13. Yerur tank ..	3,636	64	3,700	1,360	57	1,417	2,283	..	3.60	..	2,053	230	..	.36	..
14. Vanula tank	2,068	..	2,068	..	3.24
15. Sagileru system ..	5,677	4	5,681	307	1	308	5,373	..	1.16	..	14,867	..	9,494	..	2.04
16. Talapulavanka tank.	2,204	..	2,204	..	3.20
17. Cumbum tank ..	6,073	461	6,534	2,153	113	2,266	4,268	..	4.94	..	2,793	1,475	..	1.71	..
18. Markapur tank ..	4,343	1	4,344	1,820	66	1,886	2,458	..	1.99	..	3,952	..	1,494	..	1.21

19. Yellanur tank	818	481	1,294	2,228	90	2,318	..	1,024	..	38	8,454	..	9,478	..	3-51
20. Kooberuvu tank	314	..	314	706	33	799	..	1,113	..	82	4,386	..	5,499	..	4-05
21. Siddapur tank	1,091	..	1,091	2,348	95	2,443	..	1,352	..	17	26,418	..	27,770	..	3-45
22. Nagavaram anicut and supply channel.	1,857	..	1,857	93	..	93	1,764	..	1-61	..	3,568	..	1,804	..	1-64
23. Venkatapuram tank.	527	..	527	625	25	650	..	123	..	09	13,100	..	13,223	..	3-44
24. Kurnool-Cuddapah canal.	3,40,378	2,000	3,42,378	1,46,068	5,392	1,51,480	1,90,898	82	7,87,234	..	5,96,336	..	2-55
25. Thippayapalem project	592	..	592	..	2-92
26. Barru tank	18,098	471	18,569	5,918	239	6,157	12,412	..	2-8	..	13,945	..	1,533	..	3-35
27. Kannampalem anicut.	4,000	..	4,000	1,464	69	1,553	2,467	..	1-92	..	6,825	..	4,358	..	3-39
28. Madras Water-supply and Irrigation system.	44,797	462	45,259	20,725	834	21,559	23,700	..	1-30	..	53,555	..	29,855	..	1-64
29. Pelandorai anicut system.	54,149	76	54,225	21,124	871	21,995	32,230	..	4-66	..	22,277	9,953	..	1-44	..
30. Panjampatti reservoir project.	413	554	967	410	12	422	545	16	13,024	..	12,479	..	3-68
Total, A. Irrigation 2. Unproductive.	8,04,109	28,332	8,32,441	4,06,319	17,270	4,23,589	4,08,852	..	1-01	..	13,46,280	..	9,37,428	..	2-32
Total, A. Irrigation Works.	1,23,76,918	7,72,346	1,36,49,262	46,54,752	1,67,297	48,22,049	88,27,213	..	7-86	..	36,81,993	51,45,220	..	4-58	..
B. NAVIGATION, EMBANKMENT AND DRAINAGE WORKS.															
<i>2. Unproductive.</i>															
1. Ganjam-Gopalpur canal	268	..	268	437	23	460	..	192	..	12	4,758	..	4,950	..	3-18
2. Buckingham canal	80,204	..	80,204	3,17,910	13,750	3,31,660	..	2,51,446	..	2-78	2,86,160	..	5,37,616	..	5-94
3. Vedaranniyam canal	1,102	..	1,102	2,726	85	2,811	..	1,709	..	1-25	4,412	..	6,121	..	4-48
Total, 2. Unproductive Works.	81,574	..	81,574	3,21,073	12,858	3,34,931	..	2,53,357	..	2-71	2,95,330	..	5,48,687	..	5-87
Total, B. Navigation, etc., Works.	81,574	..	81,574	3,21,073	13,858	3,34,931	..	2,53,357	..	2-71	2,95,330	..	5,48,687	..	5-87
Total, Construction of Irrigation, etc., Works.	1,29,58,490	7,72,346	1,37,30,836	49,75,825	1,81,155	51,56,980	85,73,856	..	7-04	..	39,77,323	45,96,533	..	3-78	..

IRRIGATION BRANCH.

PUBLIC WORKS DEPARTMENT.

GANJAM MINOR RIVERS SYSTEM—*Canal Project.*

No. 2.—Capital Account for and to end of 1924–1925.

Heads of account.	DIRECT CHARGES.			Cost of construction as now estimated (cost of construction estimate closed on 31st March 1900).	Expenditure against closed estimate.
	Previous.	1924–25.	Total.		
I. WORKS—	RS.	RS.	RS.	RS.	RS.
(1) <i>Head Works—</i>					
C. Works	3,330	..	3,330	1,647	1,647
Total ..	3,330	..	3,330	1,647	1,647
(2) <i>Main Canals and Branches—</i>					
A. Preliminary expenses	7,382	..	7,382	7,382	7,382
B. Land	35,912	..	35,912	35,912	35,912
D. Regulators	5,415	2,415	7,830	9,910	6,570
E. Falls and weirs	11,676	..	11,676	11,676	11,676
F. (1) Other cross drainage works.	2,121	..	2,121	2,121	2,121
G. Bridges	15,686	..	15,686	15,686	15,686
H. Escapes
I. Navigation works	1,712	..	1,712	1,712	1,712
K. Buildings	27,201	..	27,201	27,201	27,201
L. Earthwork
M. Plantations	5,674	408	6,082	6,111	6,111
N. Tanks and reservoirs	2,220	..	2,220	2,220	2,220
O. Miscellaneous
P. Maintenance
Total ..	1,14,999	2,823	1,17,822	1,19,931	1,16,591
(3) <i>Distributaries—</i>					
A. Preliminary expenses
B. Land	2,889	..	2,889	2,889	2,889
C. Works	51,904	..	51,904	54,504	51,904
L. Earthwork	11,610	..	11,610	11,610	11,610
O. Miscellaneous	404	..	404	404	404
Total ..	66,807	..	66,807	69,407	66,807
(4) <i>Drainage and Protective Works—</i>					
B. Land	7,646	..	7,646	7,646	7,646
C. Works	3,584	..	3,584	3,584	3,584
L. Earthwork	16,097	..	16,097	16,097	16,097
O. Miscellaneous	210	..	210	210	210
Total ..	27,537	..	27,537	27,537	27,537
(5) <i>Special tools and plant</i>
<i>Add—Unclassifiable outlay</i>	7,929	..	7,929	7,929	7,929
Total, Works ..	2,20,602	2,823	2,23,425	2,26,451	2,20,511

ADMINISTRATIVE ACCOUNTS
FOR THE YEAR 1924-25.

MADRAS PRESIDENCY.

GANJAM MINOR RIVERS SYSTEM—*Canal Project*—cont.No. 2.—Capital Account for and to end of 1924-1925—*cont.*

Heads of account.	DIRECT CHARGES.			Cost of construction as now estimated (cost of construction estimate closed on 31st March 1900).	Expenditure against closed estimate.
	Previous.	1924-25.	Total.		
	RS.	RS.	RS.	RS.	RS.
II. ESTABLISHMENT	47,234	1,377	48,611	48,701	47,216
III. TOOLS AND PLANT	294	83	377	413	294
Grand Total ..	2,68,130	4,283	2,72,413	2,75,565	2,68,021
V. <i>Less</i> —RECEIPTS ON CAPITAL ACCOUNT.
Net Total ..	2,68,130	4,283	2,72,413	2,75,565	2,68,021
Chargeable to 43. Minor Works and Navigation—Provincial.	2,60,706	..	2,60,706
Chargeable to 55-A. Irrigation Works—Unproductive.	7,424	4,283	11,707
Total ..	2,68,130	4,283	2,72,413

GANJAM MINOR RIVERS SYSTEM—*Canal Project.*

No. 3.—Revenue Account for and to end of 1924-1925.

Receipts.	TOTAL.			Charges.	TOTAL.		
	Previous.	1924-1925.	Total.		Previous.	1924-1925.	Total.
	RS.	RS.	RS.		RS.	RS.	RS.
I. DIRECT RECEIPTS—				I. EXTENSIONS AND IMPROVEMENTS—			
1. Water-rates from irrigation	62	..	62	(1) Head works	922	1,434	2,356
2. Owner's rates	139	..	139	(2) Main canals and branches	38,404	178	38,582
3. Receipts from sale of water	734	..	734	(3) Distributaries	82,469	465	82,934
5. Receipts from plantations	1,448	..	1,448	(4) Drainage and protective works
6. Receipts from other canal produce	6,241	3	6,244	(5) Special tools and plant	6,713	..	5,713
11. Miscellaneous	1,105	..	1,105	Total ..	1,27,508	2,077	1,29,585
Total Revenue realized in Public Works Department.	9,729	3	9,732	II. MAINTENANCE AND REPAIRS—			
Irrigation Revenue realized in Civil Department.	18,86,801	59,087	19,47,888	(1) Head works	12,919	..	12,919
				(2) Main canals and branches	3,60,481	88,494	4,48,975
				(3) Distributaries	2,26,405	26,065	2,51,470
				(4) Drainage and protective works	4,817	..	4,817
				(5) Special tools and plant
				Add—Unclassifiable outlay	2,985	..	2,985
				Total ..	6,06,607	1,14,559	7,21,166
Total, Direct Receipts	18,98,530	59,090	19,57,620	Total, Extensions and Improvements and Maintenance and Repairs.	7,34,116	1,16,636	8,50,751

II. INDIRECT RECEIPTS—

Share of Land Revenue collected in the Civil Department.	4,10,602	7,351	4,17,953
Total, Public Works and Civil Departments, Revenue.	23,09,132	66,441	23,75,573
Total receipts ..	23,09,132	66,441	23,75,573

IV. ESTABLISHMENT	1,92,754	56,900	2,49,654
V. TOOLS AND PLANT	2,656	3,459	6,115
VI. REFUNDS OF REVENUE	5	..	5
Deduct.—Recoveries of expenditure ..	244	31	275
Total, Direct Charges ..	9,29,286	1,76,964	11,06,250
Share of collection charges in the Civil department	1,14,970	3,321	1,18,291
Indirect charges	36,852	9,132	45,984
Total, Direct and Indirect Charges.	10,81,108	1,89,417	12,70,525
* Deduct.—Old maintenance charges saved to Government.	57,110	7,428	64,538
Net revenue	10,23,998	1,81,989	12,05,987
Balance, Net revenue	12,85,134	1,15,548	14,00,682
Grand Total ..	23,09,132	66,441	23,75,573

*** Direct—**

Extensions and improvements	1,529
Maintenance and repairs	3,126
Establishment	2,271
Tools and plant	138
	<u>7,064</u>
Indirect	364
	<u>7,428</u>
Total ..	7,428

GANJAM MINOR RIVERS SYSTEM—*Canal Project*—cont.

No. 4.—Interest Account for and to end of 1924-1925.

	Amount.		Amount.
	RS.		RS.
Total interest charges to end of 1923-1924.	2,31,922	Net revenue realized to end of 1923-1924.	12,85,134
Total interest charges for the year 1924-1925.	9,320	Net revenue realized during 1924-1925.	1,15,548
Balance, Net revenue . . .	9,26,344		
Total ..	11,69,586	Total ..	11,69,586

No. 5.—Account of Indirect Charges for and to end of 1924-1925.

Particulars.	Previous.	1924-1925.	Total.
	RS.	RS.	RS.
CAPITAL—			
Capitalization of abatement of land revenue	4,084 .	..	4,084
Leave and pension allowances	6,613	193	6,806
Audit and accounts	46	28	74
Total ..	10,743	221	10,964
REVENUE—			
Capitalization of abatement of land revenue ..	9,311	..	9,311
Leave and pension allowances	26,972	7,968	34,938
Audit and accounts	569	1,166	1,735
Total ..	36,852	9,132	45,984
• Grand Total ..	47,595	9,353	56,948

GANJAM MINOR RIVERS SYSTEM—Canal Project—cont.

No. 6.—Statement comparing Charges to date with sanctioned estimates.

Particulars.	CHARGES AGAINST CLOSED SANCTIONS.			CURRENT SANCTIONS.			Total charges to date against old and current sanctions.	REMARKS.	
	Expenditure against construction estimate.	Expenditure against open canal sanction.	Total.	Charges to date.	Amount of sanctioned estimate.	Unspent balance of estimate.		G.O. No. and date.	Amount of estimate.
<i>Direct charges.</i>	RS.	RS.	RS.	RS.	RS.	RS.	RS.		RS.
Works	1,02,797	1,17,714	2,20,511	2,914	5,940	3,026	2,23,425		
Establishment	23,392	23,834	47,216	1,395	1,485	90	48,611		
Tools and plant	294	294	83	119	36	377		
Suspense account		
Total ..	1,26,179	1,41,842	2,68,021	4,392	7,544	3,152	2,72,413	Mis. 51 I., 10th Feb. 1922	2,600
<i>Less—Receipts on Capital account</i>		
Net Total ..	1,26,179	1,41,842	2,68,021	4,392	7,544	3,152	2,72,413		..
<i>Indirect charges.</i>									
Capitalised abatement of land revenue.	..	4,084	4,084	4,084		
Leave and pension allowances ..	3,274	3,336	6,610	196	..	— 196	6,806	Mis. No. 834 1., 20th Dec. 1923.	
Audit and accounts	45	45	29	..	— 29	74		3,340
Total ..	3,274	7,465	10,739	225	..	— 225	10,964		5,940
Grand Total ..	1,29,453	1,49,307	2,78,760	4,617	7,544	2,927	2,83,377		

IRRIGATION BRANCH.

PUBLIC WORKS DEPARTMENT.

GÖDĀVARI DELTA SYSTEM—*Canal Project.*

No. 2.—Capital Account for and to end of 1924–1925.

Heads of account.	DIRECT CHARGES.			Cost of construction as now estimated (construction estimate closed on 31st March 1890).	Expenditure against closed estimate.
	Previous.	1924–1925.	Total.		
	RS.	RS.	RS.	RS.	RS.
I. WORKS—					
(1) <i>Head Works—</i>					
B. Land	13,627	..	13,627	13,627	13,627
C. Works	4,76,685	..	4,76,685	4,69,902	4,69,902
K. Buildings	48,187	..	48,187	48,187	48,187
L. Earthwork	61,467	..	61,467	61,467	61,467
O. Miscellaneous	7,231	..	7,231	11,353	6,304
Total	6,07,197	..	6,07,197	6,04,536	5,98,487
(2) <i>Main Canals and Branches—</i>					
A. Preliminary expenses	51	..	51	51	51
B. Land	64,396	..	64,396	62,927	62,927
D. Regulators	50,941	24,607	75,548	94,086	71,186
E. Falls and weirs	22,337	..	22,337	20,390	20,390
F. River and hill torrent works	67,450	..	67,450	67,450	67,450
F (1) Other cross drainage works	80,068	..	80,068	80,068	80,068
G. Bridges	36,234	3,204	39,438	63,457	36,099
H. Escapes	86,212	..	86,212	86,212	86,212
I. Navigation	13,02,034	— 21,952	12,80,082	12,81,084	12,66,984
K. Buildings	41,171	..	41,171	46,901	41,171
L. Earthwork	9,47,539	..	9,47,539	9,41,456	9,41,456
O. Miscellaneous	21,873	7,531	29,404	36,881	23,081
Total	27,20,306	13,390	27,33,696	27,80,963	26,87,075
(3) <i>Distributaries—</i>					
A. Preliminary expenses	1,139	..	1,139	901	901
B. Land	94,397	— 186	94,211	1,02,690	68,914
C. Works	4,66,216	3,194	4,69,410	5,12,556	4,15,040
L. Earthwork	3,53,391	534	3,54,425	3,98,309	3,18,139
O. Miscellaneous	23,414	1,063	24,482	33,525	19,475
P. Maintenance
Total	9,39,057	4,610	9,43,667	10,47,981	8,22,469
(4) <i>Drainage and Protective Works—</i>					
A. Preliminary expenses
B. Land	2,47,934	8,363	2,56,317	3,05,171	1,21,727
C. Works	2,44,625	3,805	2,48,430	2,84,875	1,96,106
H. Escapes
L. Earthwork	15,02,649	33,895	15,36,544	20,31,443	12,99,587
O. Miscellaneous	14,669	16	14,685	80,001	8,060
Total	20,09,877	46,099	20,55,976	27,01,490	16,25,480
(5) <i>Special tools and plant</i>	89,139	4,321	93,460	1,00,000	..

ADMINISTRATIVE ACCOUNTS
FOR THE YEAR 1924-25.

MADRAS PRESIDENCY.

GODAVARI DELTA SYSTEM—*Canal Project*—cont.

No. 2.—Capital Account for and to end of 1924-25—cont.

Heads of account.	DIRECT CHARGES.			Cost of construction as now estimated (construction estimate closed on 31st March 1890).	Expenditure against closed estimate.
	Previous.	1924-25.	Total.		
	RS.	RS.	RS.	RS.	RS.
Provision for unforeseen works
Total outlay on current sanctions	63,65,576	68,420	64,33,996	72,34,970	57,33,511
Old outlay	42,99,072	..	42,99,072	42,99,072	42,99,072
Total Works ..	1,06,64,648	68,420	1,07,33,068	1,15,34,042	1,00,32,583
II. ESTABLISHMENT ..	26,96,698	30,284	27,26,982	27,10,451	23,88,010
III. TOOLS AND PLANT ..	9,37,615	1,230	9,38,875	9,44,956	9,26,930
IV. SUSPENSE ACCOUNTS
Grand Total ..	1,42,98,591	99,934	1,43,98,525	1,51,89,449	1,33,47,523
V. <i>Less</i> —RECEIPTS ON CAPITAL ACCOUNT	1,554	..	1,554	1,554	1,554
Net Total ..	1,42,97,437	99,934	1,43,97,371	1,51,87,895	1,33,45,969
<i>Apportionment</i> —					
Chargeable to 49. Irrigation.	1,36,59,041	..	1,36,59,041
Chargeable to 55-A. Irrigation—1. Productive ..	6,38,396	99,934	7,38,330
Total ..	1,42,97,437	99,934	1,43,97,371

GÖDÄVARI DELTA SYSTEM—Canal Project—cont.
No. 3.—Revenue Account for and to end of 1924-1925.

Receipts.	TOTAL.			Charges	TOTAL.		
	Previous.	1924-1925.	Total.		Previous.	1924-1925.	Total.
I. DIRECT RECEIPTS—	RS.	RS.	RS.	I. EXTENSIONS AND IMPROVEMENTS—	RS.	RS.	RS.
3. Sale of water ..	14,280	2,625	16,906	(1) Head works ..	94,890	1,040	95,930
4. Water-supply of towns ..	16,412	945	17,357	(2) Main canals and branches ..	5,25,133	14,277	5,39,410
5. Receipts from plantations ..	3,76,019	12,588	3,88,607	(3) Distributaries ..	7,04,056	2,778	7,06,834
6. Receipts from other canal produce ..	6,19,052	30,174	6,49,226	(4) Drainage and protective works.	1,20,407	9,518	1,29,935
8. Navigation receipts..	46,29,260	1,25,213	47,54,473	(5) Special tools and plant ..	87,882	..	87,882
9. Rents of buildings ..	14,037	703	14,740	Total ..	15,32,368	27,623	15,59,991
10. Fines ..	5,084	206	5,290	II. MAINTENANCE AND REPAIRS—			
11. Miscellaneous ..	3,76,367	10,459	3,86,826	(1) Head works ..	15,65,118	23,826	15,88,944
<i>Deduct.</i> —Refunds ..	1,393	271	1,664	(2) Main canals and branches ..	69,47,325	2,98,029	72,45,345
Total, Revenue realized in Public Works Department ..	60,49,118	1,82,642	62,31,760	(3) Distributaries ..	35,20,830	66,168	35,86,998
Irrigation Revenue realized in Civil Department. ..	15,16,04,891	39,00,407	15,55,05,298	(4) Drainage and protective works	16,12,120	56,763	16,68,883
Total, Direct Receipts ..	15,76,54,009	40,83,049	16,17,37,058	(5) Special tools and plant ..	4,01,516	..	4,01,516
II. INDIRECT RECEIPTS—				<i>Add</i> —Unclassifiable outlay ..	27,27,548	..	27,27,548
Share of land revenue collected in the Civil Department.	1,08,90,644	1,93,448	1,10,84,092	Total ..	1,67,74,457	4,44,777	1,72,19,234
Total, Public Works and Civil Departments, Revenue. ..	16,85,44,653	42,76,497	17,28,21,150	Total, Extensions and Improvements and Maintenance and Repairs ..	1,83,06,825	4,72,400	1,87,79,225
Total, Receipts ..	16,85,44,653	42,76,497	17,28,21,150	IV. ESTABLISHMENT ..	1,25,29,905	2,22,920	1,27,52,825
				V. TOOLS AND PLANT ..	27,12,825	12,061	27,24,886
				VI. REFUNDS OF REVENUE ..	19,950	..	19,950
				<i>Deduct.</i> —Recovery of Expenditure.	439	5,516	5,955
				Total, Direct Charges ..	3,36,69,066	7,01,865	3,42,70,931
				Share of collection charges in the Civil Department ..	88,97,300	2,04,454	91,01,754
				Indirect charges ..	20,38,595	35,933	20,74,528
				Total, Direct and Indirect Charges.	4,45,04,961	9,42,252	4,54,47,213
				Balance, net revenue ..	12,40,39,692	33,34,245	12,73,73,937
				Grand Total ..	16,85,44,653	42,76,497	17,28,21,150

ADMINISTRATIVE ACCOUNTS
FOR THE YEAR 1924-25.

MADRAS PRESIDENCY.

GODAVARI DELTA SYSTEM—*Canal Project*—cont.

No. 4.—Interest Account for and to end of 1924-1925.

	Amount.		Amount.
	RS.		RS.
Total interest charges to end of 1923-1924.	2,50,97,029	Net revenue realized to end of 1923-1924.	12,40,39,692
Total interest charges for the year 1924-1925.	5,14,521	Net revenue realized during 1924-1925.	33,34,245
Balance, net revenue	10,17,62,387		
Total ..	12,73,73,937	Total ..	12,73,73,937

No. 5.—Account of Indirect Charges for and to end of 1924-1925.

Particulars.	Previous.	1924-1925.	Total.
CAPITAL—	RS.	RS.	RS.
Capitalization of abatement of land revenue.	15,24,142	..	15,24,142
Leave and pension allowances	4,96,346	4,240	5,00,586
Audit and accounts	4,095	684	4,779
Total ..	20,24,583	4,924	20,29,507
REVENUE—			
Capitalization of abatement of land revenue.	1,01,936	..	1,01,936
Leave and pension allowances	19,22,427	31,209	19,53,636
Audit and accounts	14,232	4,724	18,956
Total ..	20,38,595	35,933	20,74,528
Grand Total ..	40,63,178	40,857	41,04,035

GÖDÄVARI DELTA

No. 6.—Statement comparing Charges

Particulars.	CHARGES AGAINST CLOSED SANCTIONS.			CURRENT SANC-	
	Expenditure against construction estimate.	Expenditure against open canal sanction.	Total.	Charges to date.	Amount of sanctioned estimate.
<i>Direct Charges.</i>	RS	RS.	RS.	RS.	RS.
Works	79,85,366	20,47,217	1,00,32,583	7,00,485	15,01,459
Establishment	19,55,654	4,32,356	23,88,010	3,38,972	3,22,441
Tools and plant	8,69,822	57,108	9,26,930	11,945	18,026
Suspense account..
Total ..	1,08,10,842	25,36,681	1,33,47,523	10,51,402	18,41,926
Less—Receipts on capital account.	933	621	1,554
Net Total ..	1,08,09,909	25,36,060	1,33,45,969	10,51,402	18,41,926
<i>Indirect Charges.</i>					
Capitalized abatement of land revenue.	14,95,991	28,151	15,24,142
Leave and pension allowances.	3,92,601	60,529	4,53,130	47,456	..
Audit and accounts	472	472	4,307	..
Total ..	18,88,592	89,152	19,77,744	51,763	..
Grand Total ..	1,26,98,501	26,25,212	1,53,23,713	11,03,165	18,41,926

ADMINISTRATIVE ACCOUNTS
FOR THE YEAR 1924-25.

MADRAS PRESIDENCY.

SYSTEM—*Canal Project*—cont.

to date with Sanctioned Estimates.

DEBITATIONS.		REMARKS.	
Unspent balance of estimate.	Total charges to date against old and current sanctions.	G.O. No. and date.	Amount of estimate.
Rs.	Rs.		Rs.
8,00,974	1,07,33,068		
— 16,531	27,26,982		
6,081	9,38,875		
..	..	183 L., 10th May 1917.	57,702
		265 L., 28th June 1917.	1,46,300
7,90,524	1,43,98,925	415 L., 10th October 1917.	6,049
..	1,554	163 L., 14th May 1918.	17,990
7,90,524	1,43,97,371		
..	15,24,142		
— 47,456	5,00,586	Mis. 513 L., 13th December 1918.	1,37,000
— 4,307	4,779	.. 247 L., 18th August 1918.	11,200
		.. 270 L., 17th September 1919.	2,690
		.. 108 L., 25th March 1920.	9,74,000
		.. 103 L., 21st March 1920.	8,300
— 51,763	20,29,507	.. 368 L., 9th December 1920.	2,260
		.. 151 L., 12th May 1921.	2,150
7,38,761	1,64,26,878	.. 323 L., 23rd August 1921.	70,000
		.. 415 L., 28th October 1921.	4,600
		.. 30 L., 11th March 1922.	1,100
		.. 22 L., 24th January 1923.	8,119
		.. 67 L., 7th March 1923.	12,900
		.. 169 L., 30th May 1922.	2,191
		.. 168 L., 5th October 1923.	1,470
		.. 212 L., 1st August 1923.	12,267
		.. 63 L., 4th March 1924.	9,000
		.. 165 L., 23rd May 1924.	3,600
		.. 295 L., 14th June 1924.	1,400
		.. 206 L.	1,586
		.. 553 L., 22nd December 1924.	1,230
		.. 54 L., 27th January 1925.	8,055
		Total ..	15,01,459

KISTNA DELTA SYSTEM—Canal Project.

No. 2.—Capital Account for and to end of 1924-1925.

Heads of account.	DIRECT CHARGES.			Cost of construction as now estimated (construction estimate closed on 31st March 1898).	Expenditure against closed estimate.
	Previous.	1924-1925.	Total.		
I. WORKS—	RS.	RS.	RS.	RS.	RS.
(1) <i>Head Works—</i>					
B. Land	12,732	..	12,732	12,732	12,732
C. Works	6,92,208	3,05,546	9,97,752	10,55,413	6,65,413
K. Buildings	1,02,702	..	1,02,702	1,02,725	1,02,725
O. Miscellaneous	2,971	..	2,971	2,971	2,971
Total	8,10,611	3,05,546	11,16,157	11,73,841	7,83,841
(2) <i>Main Canals and Branches—</i>					
A. Preliminary expenses	1,853	..	1,853	1,203	1,203
B. Land	1,10,482	..	1,10,482	1,10,794	1,09,904
D. Regulators	2,71,934	329	2,72,268	2,74,518	2,68,498
E. Falls and weirs	18,119	..	18,119	18,119	18,119
F. River and hill torrent works	4,43,712	..	4,43,712	4,42,084	4,42,084
F. (1) Other cross drainage works	97,904	..	97,904	99,532	99,532
G. Bridges	1,81,234	2,560	1,86,794	2,02,785	1,68,450
H. Escapes	84,128	..	84,128	84,128	84,128
I. Navigation works	6,93,267	7	6,93,274	6,93,252	6,93,252
K. Buildings	1,49,657	..	1,49,657	1,49,301	1,49,301
L. Earthwork	19,91,145	..	19,91,145	20,32,325	20,24,706
N. Tanks and reservoirs	1,213	..	1,213	1,213	1,213
O. Miscellaneous	1,41,965	779	1,42,744	1,44,804	1,41,714
Total	41,92,618	3,676	41,96,293	42,54,058	41,97,103
(3) <i>Distributaries—</i>					
A. Preliminary expenses	4,171	..	4,171	4,171	4,171
B. Land	3,79,771	..	3,79,771	3,75,740	3,66,127
C. Works	6,70,498	177	6,70,675	6,74,876	6,48,876
L. Earthwork	8,91,368	183	8,91,551	8,94,344	8,74,769
O. Miscellaneous	86,732	24	86,756	87,092	85,367
Total	20,32,540	384	20,32,924	20,36,223	19,79,310
(4) <i>Drainage and Protective Works—</i>					
A. Preliminary expenses	774	..	774	774	774
B. Land	1,56,327	23,644	1,79,971	2,15,815	1,38,161
C. Works	3,56,790	7,252	3,64,042	4,87,186	3,46,596
L. Earthwork	15,98,066	32,952	16,31,018	20,79,671	15,42,591
O. Miscellaneous	47,598	2,300	49,898	46,918	41,380
P. Maintenance	2,985	..	2,985	2,985	2,985
Total	21,62,540	66,148	22,28,688	28,33,349	20,72,487

ADMINISTRATIVE ACCOUNTS
FOR THE YEAR 1924-25.

MADRAS PRESIDENCY.

KISINA DELTA SYSTEM—*Canal Project*—cont.

No. 2.—Capital Account for and to end of 1924-1925—cont.

Heads of account.	DIRECT CHARGES.			Cost of construction as now estimated (construction estimate closed on 31st March 1928).	Expenditure against closed estimate.
	Previous.	1924-1925.	Total.		
I. WORKS—cont	RS.	RS.	RS.	RS.	RS.
(5) <i>Special tools and plant</i>	50,000	..
Provision for unforeseen works	56,380	..
Total outlay on current sanctions.	91,98,309	3,75,753	95,74,062	1,04,03,861	96,32,741
Old outlay	30,81,755	..	30,81,755	30,81,755	30,81,755
Total, Works	1,22,80,064	3,75,753	1,26,55,817	1,34,85,606	1,27,14,496
II. ESTABLISHMENT	28,09,619	1,11,650	29,21,269	30,71,336	27,36,088
III. TOOLS AND PLANT	7,01,357	5,394	7,06,751	7,26,722	7,00,567
Grand Total	1,57,91,040	5,42,197	1,63,33,237	1,72,83,564	1,55,51,151
V. Less—RECEIPTS ON CAPITAL ACCOUNT	18,900	198	19,098	19,099	19,099
Net Total	1,57,72,140	5,41,999	1,63,14,138	1,72,66,455	1,55,32,052
<i>Apportionment—</i>					
Chargeable to 49. Irrigation	1,55,95,783		1,55,95,783
Chargeable to 55-A. Irrigation—	1,76,357	5,41,998	7,18,355
1. Productive.					
Total	1,57,72,140	5,41,999	1,63,14,138

KISTNA DELTA SYSTEM—Canal Project—cont.
No. 3.—Revenue Account for and to end of 1924-1925.

Receipts.	TOTAL.			Charges.	TOTAL.		
	Previous.	1924-1925.	Total.		Previous.	1924-1925.	Total.
I. DIRECT RECEIPTS—	RS.	RS.	RS.	I. EXTENSIONS AND IMPROVEMENTS—	RS.	RS.	RS.
3. Sale of water	10,573	1,484	12,057	(1) Head works	1,01,882	300	1,02,182
4. Water-supply of towns	58,145	5,161	63,306	(2) Main canals and branches	4,22,137	5,025	4,27,162
5. Receipts from plantations	3,62,223	5,359	3,67,582	(3) Distributaries	5,72,901	3,988	5,76,889
6. Receipts from other canal produce.	8,05,861	66,560	8,72,421	(4) Drainage and protective works	1,29,959	29,726	1,59,684
7. Water power	831	..	831	(5) Special tools and plant—	19,664	..	19,664
8. Navigation receipts	20,96,360	88,327	21,84,687	Total	12,46,543	39,038	12,85,581
9. Rents of buildings	74,200	2,398	76,598	II. MAINTENANCE AND REPAIRS—			
10. Fines	837	..	837	(1) Head works	8,77,904	15,999	8,93,903
11. Miscellaneous	1,14,582	2,217	1,16,799	(2) Main canals and branches	69,79,682	1,97,664	71,77,346
Deduct—Refunds	864	1,593	2,457	(3) Distributaries	33,50,729	1,24,600	34,75,329
Total, Revenue realized in Public Works Department	35,22,748	1,69,903	36,92,651	(4) Drainage and protective works	5,51,911	23,597	5,75,508
Irrigation Revenue realized in Civil Department	11,84,85,460	36,44,688	12,21,30,148	(5) Special tools and plant	2,30,755	..	2,30,755
Total, Direct Receipts	12,20,08,208	38,14,591	12,58,22,799	Add—Unclassifiable outlay	9,10,934	..	9,10,934
II. INDIRECT REVENUE—				Total	1,29,01,915	3,61,860	1,32,63,775
Share of land revenue collected in the Civil Department	82,78,787	1,36,311	84,15,098	Total, Extensions and Improvements and Maintenance and Repairs	1,41,48,458	4,00,898	1,45,49,356
Total, Public Works and Civil Departments—Revenue	13,02,86,895	39,50,902	13,42,37,897	IV. ESTABLISHMENT	97,76,679	1,71,828	99,48,507
Total, Receipts	13,02,86,895	39,50,902	13,42,37,897	V. TOOLS AND PLANT	18,92,704	5,755	18,98,459
				VI. REFUNDS OF REVENUE	25,907	..	25,907
				Deduct—Recoveries on Revenue Account	593	368	961
				Total, Direct Charges	2,58,43,155	5,78,113	2,64,21,268
				Share of collection charges in the Civil Department	66,86,882	1,88,022	68,74,904
				Indirect charges	14,96,145	28,810	15,24,955
				Total, Direct and Indirect Charges	3,40,26,182	7,94,945	3,48,21,127
				Balance, net revenue	9,62,60,813	31,55,957	9,94,16,770
				Grand Total	13,02,86,895	39,50,902	13,42,37,897

ADMINISTRATIVE ACCOUNTS
FOR THE YEAR 1924-25.

MADRAS PRESIDENCY.

KISTNA DELTA SYSTEM—*Canal Project*—cont.

No. 4.—Interest Account for and to end of 1924-1925.

	Amount.		Amount.
	RS.		RS.
Total interest charges to end of 1923-1924	2,31,70,154	Net revenue realized to end of 1923-1924	5,62,60,813
Total interest charges for the year 1924-1925	5,55,151	Net revenue realized during 1924-1925	31,55,957
Balance, net revenue	7,56,91,435		
Total ..	9,94,16,770	Total ..	9,94,16,770

No. 5.—Account of Indirect Charges for and to end of 1924-1925.

Particulars.	Previous.	1924-1925.	Total.
CAPITAL—	RS.	RS.	RS.
Capitalization of abatement of land revenue.	6,16,709	112	6,16,821
Leave and pension allowances	4,71,287	22,547	4,93,834
Audit and Accounts	1,143	3,758	4,901
Total ..	10,89,139	26,417	11,15,556
REVENUE—			
Capitalization of abatement of land revenue.	25,788	745	26,533
Leave and pension allowances	14,60,582	24,056	14,84,638
Audit and Accounts	9,775	4,009	13,784
Total ..	14,96,145	28,810	15,24,955
Grand Total ..	25,85,284	55,227	26,40,511

KISTNA DELTA SYSTEM—

No. 6.—Statement comparing Charges to

Particulars.	CHARGES AGAINST CLOSED SANCTIONS.			CURRENT	
	Expenditure against construction estimate.	Expenditure against open canal sanctions.	Total.	Charges to date.	Amount of sanctioned estimate.
<i>Direct Charges.</i>	RS.	RS.	RS.	RS.	RS.
Works	91,90,888	26,23,608	1,21,14,496	5,41,321	13,71,110
Establishment	22,14,258	5,21,830	27,36,088	2,34,581	3,37,148
Tools and plant	6,60,944	39,623	7,00,567	6,184	26,155
Suspense account
Total ..	1,23,66,090	31,85,061	1,55,51,151	7,82,086	17,34,413
Less—Receipts on Capital Account.	15,400	3,699	19,099
Net Total ..	1,23,50,690	31,81,362	1,55,32,052	7,82,086	17,34,413
<i>Indirect Charges.</i>					
Capitalized abatement of land revenue.	4,53,037	1,60,314	6,13,351	3,470	..
Leave and pension allowances.	3,87,938	73,055	4,60,993	32,841	..
Audit and Accounts		874	874	4,027	..
Total	8,40,975	2,34,243	10,75,218	40,338	..
Grand Total ..	1,31,91,665	34,15,605	1,66,07,270	8,22,424	17,34,413

ADMINISTRATIVE ACCOUNTS
FOR THE YEAR 1924-25.

MADRAS PRESIDENCY.

Canal Project—cont.

date with Sanctioned Estimate.

SANCTIONS.		REMARKS.	
Unspent balance of estimate.	Total charges to date against old and current sanctions.	G.O. No. and date.	Amount of estimate.
RS.	RS.	<i>Direct Charges.</i>	RS.
8,29,789	1,26,56,817	430 I., 25th September 1916	2,190
1,02,667	29,70,669	430 I., 25th September 1916	10,810
19,971	7,06,761	454 I., 11th October 1916	3,500
..		588 I., 16th December 1916	2,350
		260 I., 26th June 1917	23,200
9,52,327	1,63,53,237	362 I., 26th	2,300
..	19,099	314 I., 27th July 1917	1,555
		Mis. 128 I., 6th April 1918	3,720
		.. 216 I., 17th June 1918	3,200
		.. 379 I., 20th November 1918	3,600
		.. 46 I., 8th February 1919	1,650
9,52,327	1,63,14,138	.. 160 I., 11th May 1920	2,150
		.. 195 I., 3rd July 1919	9,700
		.. 289 I., 4th October 1919	1,590
		.. 235 I., 30th June 1920	20,600
		.. 81 I., 1st March 1920	2,620
- 3,470	6,16,821	.. 133 I., 2nd May 1919	2,400
- 32,841	4,93,834	.. 220 I., 20th June 1918	1,830
		.. 181 I., 11th June 1919	1,640
		.. 184 I., 14th June 1921	12,035
-- 4,027	4,901	.. 224 I., 1st July 1921	5,700
		.. 242 I., 19th August 1919	13,200
- 40,338	11,15,556	.. 188 I., 16th June 1921	14,200
		.. 173 I., 7th June 1922	2,300
9,11,989	1,74,29,694	.. 192 I., 7th July 1922	9,400
		.. 237 I., 23rd September 1922	2,160
		.. 252 I., 9th October 1922	7,35,000
		.. 358 I., 5th October 1921	1,420
		.. 141 I., 24th April 1922	3,700
		.. 67 I., 7th March 1923	12,900
		.. 102 I., 3rd May 1923	2,200
		.. 71 I., 25th June 1923	3,90,000
		.. 230 I., 15th August 1923	2,000
		.. 22 I., 18th January 1924	20,700
		.. 77 I., 17th March 1924	2,230
		.. 373 I., 1st November 1924	41,360
		Total ..	13,71,110

IRRIGATION BRANCH.

PUBLIC WORKS DEPARTMENT.

DIVI PUMPING SYSTEM—Canal Project.

No. 2.—Capital Account for and to end of 1924-1925.

Heads of account.	DIRECT CHARGES.			Cost of construction as now estimated (construction estimate closed on 31st October 1913).	Expenditure against closed estimate
	Previous.	1924-1925.	Total.		
	2	3	4	5	6
f. Works -	RS.	RS.	RS.	RS.	RS.
(1) <i>Head Works—</i>					
A. { Old outlay	18,954	..	18,954	} 17,468	17,468
Preliminary expenses	383	..	383		
B. Land	10,478	..	10,478	10,480	10,480
C. Works	1,42,242	..	1,42,242	1,93,042	1,48,099
K. Buildings	4,16,158	..	4,16,158	4,10,911	4,10,911
O. Miscellaneous	15,520	..	15,520	14,897	14,897
P. Maintenance	4,070	..	4,070	4,071	4,071
Unforeseen Works
Total	6,05,805	..	6,05,805	6,50,869	6,05,926
(2) <i>Main Canals and Branches—</i>					
A. Preliminary expenses
B. Land	35,782	15	35,797	39,210	35,781
D. Regulators	28,302	181	28,121	29,077	28,412
E. Falls and weirs
F. River and hill torrent works.
F (1) Other cross drainage works.
G. Bridges	37,526	..	37,526	38,534	37,526
H. Escapes
I. Navigation works
K. Buildings
L. Earthwork	1,07,864	2,443	1,10,307	1,20,615	1,07,866
N. Tanks and reservoirs
O. Miscellaneous	2,259	368	2,617	2,294	1,945
P. Maintenance	4,516	..	4,516	4,516	4,516
Unforeseen Works
Total	2,16,249	2,635	2,18,884	2,34,246	2,16,046
(3) <i>Distributaries—</i>					
A. Preliminary expenses	7,997	..	7,997	4,455	4,455
B. Land	42,245	..	42,245	41,005	37,735
C. Works	28,226	..	28,226	9,905	9,000
L. Earthwork	81,167	..	81,167	98,199	92,619
O. Miscellaneous	11,510	..	11,510	18,666	17,931
Unforeseen works
Total	1,71,145	..	1,71,145	1,72,230	1,61,740

ADMINISTRATIVE ACCOUNTS
FOR THE YEAR 1924-25.

MADRAS PRESIDENCY.

DIVI PUMPING SYSTEM—*Canal Project*—cont.

No. 2.—Capital Account for and to end of 1924-25—cont.

Heads of account.	DIRECT CHARGES.			Cost of construction as now estimated (construction estimate closed on 31st October 1913).	Expenditure against closed estimate.
	Previous.	1924-1925.	Total.		
1	2	3	4	5	6
I. WORKS—cont.	RS.	RS.	RS.	RS.	RS.
(4) <i>Drainage and Protective Works—</i>					
A. Preliminary expenses
B. Land	3,457	..	3,457	10,051	3,983
C. Works	87,282	..	87,282	25,392	19,882
L. Earthwork	1,010	..	1,010	54,485	41,915
O. Miscellaneous	476	..	475	4,365	2,285
P. Maintenance
Lump sum provision
Total ..	92,224	..	92,224	94,293	68,065
(5) <i>Special tools and plant—</i>	3,27,354	10,290	3,37,644	3,16,300	..
Total outlay on current sanctions.	14,12,777	12,925	14,25,702	14,67,938	10,51,777
II. ESTABLISHMENT	3,67,627	5,540	3,73,167	3,08,779	2,03,380
III. TOOLS AND PLANT	6,76,611	186	6,76,797	6,81,555	6,73,723
Grand Total ..	24,57,015	18,651	24,75,666	24,58,272	19,28,886
V. Less—RECEIPTS ON CAPITAL ACCOUNT.	490	..	490	490	490
Net Total ..	24,56,525	18,651	24,75,176	24,57,782	19,28,390
<i>Apportionment—</i>					
Chargeable to 49. Irrigation ..	19,56,450	..	19,56,450
Chargeable to 43. Irrigation— Provincial.	16,954	..	16,954
Chargeable to 55-A. Irrigation— 1. Productive.	4,83,121	18,651	5,01,772
Total ..	24,56,525	18,651	24,75,176

DIVI PUMPING SYSTEM—Canal Project—cont.
No. 3.—Revenue Account for and to end of 1924-1925.

Receipts.	TOTAL.			Charges.	TOTAL.		
	Previous.	1924-1925.	Total.		Previous.	1924-1925.	Total.
I. DIRECT RECEIPTS—	RS.	RS.	RS.	I. EXTENSIONS AND IMPROVEMENTS—	RS.	RS.	RS.
3. Sale of water	(1) Head works	2,333	6,620	8,953
4. Water-supply of towns	(2) Main canals and branches	1,370	..	1,370
5. Receipts from plantations	779	8	787	(3) Distributaries	8,999	1,596	10,595
6. Receipts from other canal produce	11,966	1,865	13,831	(4) Drainage and protective works	5,805	181	5,986
8. Navigation receipts	570	..	570	(5) Special tools and plant	689	..	689
9. Rents of buildings	4,421	612	5,033	Total	19,196	8,397	27,593
10. Fines	II. MAINTENANCE AND REPAIRS—
11. Miscellaneous	564	1	565	(1) Head works	8,97,792	91,129	9,88,921
Deduct of Refunds	20	..	20	(2) Main canals and branches	64,180	8,602	72,782
Total, Revenue realized in Public Works Department	18,280	2,456	20,766	(3) Distributaries	45,774	2,836	48,610
Irrigation Revenue realized in Civil Department	19,88,744	1,54,561	21,43,305	(4) Drainage and protective works	1,356	263	1,619
Total, Direct Receipts	20,07,024	1,57,047	21,64,071	(5) Special tools and plant	20,730	..	20,730
II. INDIRECT RECEIPTS—	Add—Unclassifiable outlay
Share of land revenue collected in the Civil Department	3,73,994	53,852	4,27,846	Total	10,29,832	1,02,830	11,32,662
Total, Public Works and Civil Departments, Revenue	23,81,018	2,10,899	25,91,917	Total, Extensions and Improvements and Maintenance and Repairs	10,49,028	1,11,227	11,60,256
Total, Receipts	23,81,018	2,10,899	25,91,917	IV. ESTABLISHMENT	4,63,460	47,672	5,11,132
				V. TOOLS AND PLANT	61,706	1,697	63,303
				VI. REFUNDS OF REVENUE	15	..	15
				Total, Direct Charges	15,74,209	1,60,496	17,34,705
				Share of collection charges in the Civil Department	1,04,734	8,039	1,12,773
				Indirect charges	68,303	7,786	76,089
				Total, Direct and Indirect Charges	17,47,246	1,76,321	19,23,567
				* Deduct—Old maintenance charges saved to Government	2,12,144	18,428	2,30,572
				Net Total	15,35,102	1,57,893	16,92,995
				Balance, net revenue	8,45,916	53,006	8,98,922
				Grand Total	23,81,018	2,10,899	25,91,917

	RS.
* Direct—	
Extension and Improvements	49
Maintenance and repairs	12,131
Establishment	5,220

	RS.
Direct—cont.	
Tools and plant	175
Indirect	853
Total	18,428

ADMINISTRATIVE ACCOUNTS
FOR THE YEAR 1924-25.

MADRAS PRESIDENCY.

DIVI PUMPING SYSTEM—*Canal Project*—cont.

No. 4.—Interest Account for and to end of 1924-1925.

	Amount.		Amount.
	RS.		RS.
Total interest charges to end of 1923-1924.	11,16,138	Net revenue realized to end of 1923-1924.	8,45,916
Total interest charges for the year 1924-1925.	97,577	Net revenue realized during 1924-1925.	53,006
		Balance net interest charge	3,14,793
Total ..	12,13,715	Total ..	12,13,715

No. 5.—Account of Indirect Charges for and to end of 1924-1925.

Particulars.	Previous.	1924-1925.	Total
	RS.	RS.	RS.
CAPITAL—			
Capitalization of abatement of land revenue ..	4,390	..	4,390
Leave and pension allowances	51,468	776	52,244
Audit and accounts	3,308	129	3,437
Total ..	59,166	905	60,071
REVENUE—			
Capitalization of abatement of land revenue ..	334	..	334
Leave and pension allowances	64,886	6,674	71,560
Audit and accounts	3,083	1,112	4,195
Total ..	68,303	7,786	76,089
Grand Total ..	1,27,469	8,691	1,36,160

DIVI PUMPING SYSTEM--

No. 6.—Statement comparing Charges to

Particulars.	CHARGES AGAINST CLOSED SANCTIONS.			CURRENT	
	Expenditure against construction estimate.	Expenditure against open canal sanctions.	Total.	Charges to date.	Amount of sanctioned estimate.
<i>Direct Charges.</i>	RS.	RS.	RS	RS.	RS
Works	9,86,286	65,492	10,51,777	3,73,925	4,16,161
Establishment	1,87,250	16,130	2,03,380	1,69,787	1,05,399
Tools and plant.. ..	6,71,389	2,334	6,73,723	3,074	7,532
Suspense account
Total ..	18,44,924	83,956	19,28,880	5,46,786	5,29,392
<i>Less—Receipts on Capital Account.</i>	377	113	490
Net Total ..	18,44,547	83,843	19,28,390	5,46,786	5,29,392
<i>Indirect Charges.</i>					
Capitalized abatement of land revenue.	379	4,011	4,390
Leave and pension allowances.	26,215	2,258	28,473	23,771	..
Audit and accounts	90	90	3,347	..
Total ..	26,594	6,359	32,953	27,118	..
Grand Total ..	18,71,141	90,202	19,61,343	5,73,904	5,29,392

ADMINISTRATIVE ACCOUNTS
FOR THE YEAR 1924-25.

MADRAS PRESIDENCY.

Canal Project—cont.

date with Sanctioned Estimates.

SANCTIONS.		REMARKS.	
Unspent balance of estimate.	Total charges to date against old and current sanctions.	G.O. No. and date.	Amount of estimate.
RS.	RS.		RS.
42,236	14,25,702		
— 64,388	3,73,167		
4,758	6,76,797		
..	..		
— 17,394	24,75,666		
..	490		<i>Direct—</i>
		Mis. 12 I., dated 5th January 1917	22,000
		Mis. 50 I., dated 19th February 1919	1,720
		Mis. 53 I., dated 21st February 1919	2,300
— 17,394	24,75,176	Mis. 145 I., dated 7th May 1921	1,560
..	4,390		
— 23,771	52,214		
— 3,347	3,437		
— 27,118	60,971	Mis. 220 I., dated 20th October 1918	1,830
		Mis. 271 I., dated 11th September 1919	1,190
		Mis. 85 I., dated 20th February 1918	3,080
		Mis. 141 I., dated 3rd May 1921	3,16,300
— 44,512	25,36,247	Mis. 404 I., dated 21st October 1921	6,800
		Mis. 90 I., dated 5th May 1922	3,038
		Mis. 162 I., dated 16th June 1923	11,400
		Mis. 143 I., dated 21st March 1925	44,943
		Total	4,16,161

PENNER RIVER CANALS SYSTEM—*Canal Project.*

No. 2.—Capital Account for and to end of 1924-1925.

Heads of account.	DIRECT CHARGES.			Cost of construction as now estimated (construction estimate closed on 31st March 1894).	Expenditure against closed estimate.
	Previous.	1924-1925.	Total.		
(1)	(2)	(3)	(4)	(5)	(6)
	RS.	RS.	RS.	RS.	RS.
WORKS—					
1) Head Works—					
A. Preliminary expenses	51,130	..	51,130	51,130	51,130
B. Land	18,513	..	18,513	18,513	18,513
C. Works	7,40,984	..	7,40,984	7,40,984	7,40,984
K. Buildings	24,039	..	24,039	24,039	24,039
O. Miscellaneous	32,502	..	32,502	32,502	32,502
P. Maintenance	4,105	..	4,105	4,105	4,105
Total	8,71,273	..	8,71,273	8,71,273	8,71,273
2) Main Canals and Branches—					
A. Preliminary expenses	506	..	506	506	506
B. Land	3,92,241	..	3,92,241	3,87,208	3,87,208
D. Regulators	2,13,597	..	2,13,597	2,14,182	2,12,582
E. Falls and weirs	36,643	..	36,643	36,643	36,643
F. River and hill torrent works	1,559	..	1,559	1,559	1,559
F. (1) Other cross drainage works	3,594	..	3,594	3,594	3,594
G. Bridges	62,275	..	62,275	62,276	62,275
H. Escapes	22,377	..	22,377	25,276	25,276
K. Buildings	18,442	..	18,442	18,442	18,442
L. Earthwork	4,02,471	..	4,02,471	4,02,471	4,02,471
N. Tanks and reservoirs	3,74,582	..	3,74,582	3,76,888	3,76,888
O. Miscellaneous	23,942	..	23,942	23,942	23,942
P. Maintenance	22,082	..	22,082	22,082	22,082
Total	15,74,311	..	15,74,311	15,75,068	15,73,468
Reservoirs—					
B. Land	159	..	159	159	159
C. Works	37,498	..	37,498	37,498	37,498
L. Earthwork	40,176	..	40,176	40,176	40,176
O. Miscellaneous	132	..	132	132	132
Total	77,965	..	77,965	77,965	77,965
3) Distributaries—					
A. Preliminary expenses	100	..	100	100	100
B. Land	89,184	..	89,184	90,029	90,029
C. Works	4,63,998	11,242	4,74,540	4,74,268	4,72,908
L. Earthwork	5,48,521	..	5,48,521	5,62,121	5,58,121
N. Tanks and reservoirs	1,15,250	..	1,15,250	1,15,250	1,15,250
O. Miscellaneous	16,981	..	16,981	17,020	17,020
P. Maintenance	9,469	..	9,469	9,469	9,469
Total	12,42,803	11,242	12,54,045	12,68,257	12,62,897

ADMINISTRATIVE ACCOUNTS
FOR THE YEAR 1924-25.

MADRAS PRESIDENCY.

PENNER RIVER CANALS SYSTEM—*Canal Project*—cont.

No. 2.—Capital Account for and to end of 1924-25—cont.

Heads of account. (1)	DIRECT CHARGES.			Cost of construction as now estimated (construction esti- mate closed on 31st March 1924).	Expendi- ture against closed estimate. (6)
	Previous. (2)	1924-25. (3)	Total. (4)		
	RS.	RS.	RS.	RS.	RS.
I. WORKS—cont.					
(4) <i>Drainage and Protective Works—</i>					
B. Land	27,998	..	27,998	26,217	26,217
C. Works	67,264	..	67,264	63,961	63,961
L. Earthwork	2,37,122	..	2,37,122	2,29,927	2,29,927
O. Miscellaneous	1,599	..	1,599	1,599	1,599
Total	3,33,983	..	3,33,983	3,21,704	3,21,704
(6) <i>Special tools and plant—</i>					
Total outlay on current sanc- tions	41,00,336	11,242	41,11,577	41,14,267	41,07,367
Old outlay	5,26,117	..	5,26,117	5,26,117	5,26,117
Total, Works	46,26,452	11,242	46,37,694	46,40,384	46,33,424
II. ESTABLISHMENT	9,61,042	4,818	9,65,860	9,66,549	9,64,849
III. TOOLS AND PLANT	1,44,282	161	1,44,443	1,44,674	1,44,443
Grand Total	57,31,776	16,221	57,47,997	57,51,607	57,42,716
V. <i>Loss—RECEIPTS ON CAPITAL ACCOUNT</i>	2,858	..	2,858	2,858	2,858
Net Total	57,28,918	16,221	57,45,139	57,48,649	57,39,858
<i>Apportionment—</i>					
Chargeable to 49. Irrigation	57,19,935	..	57,19,935
Chargeable to 55-A. Irrigation—					
1. Productive	8,983	16,221	25,204
Total	57,28,918	16,221	57,45,139

PENNER RIVER CANALS SYSTEM—*Canal Project*—cont.

No. 3.—Revenue Account for and to end of 1924-25.

Receipts.	TOTAL.			Charges.	TOTAL.		
	Previous.	1924-25	Total.		Previous.	1924-1925.	Total.
I. DIRECT RECEIPTS—	RS.	RS.	RS.	I. EXTENSIONS AND IMPROVEMENTS—	RS.	RS.	RS.
5. Receipts from plantations ..	1,886	..	1,886	(1) Head works	14,575	117	14,692
6. Receipts from other canal produce	75,845	2,059	77,904	(2) Main canals and branches	97,919	—30	97,889
9. Rents of buildings	11,082	575	11,657	(3) Distributaries	2,48,600	220	2,48,820
10. Fines	11	..	11	(4) Drainage and protective works	21,423	3,929	25,352
11. Miscellaneous	8,322	703	9,025	(5) Special tools and plant	— 207	..	— 207
<i>Deduct—Refunds</i>	511	79	590	<i>Add—Unclassifiable outlay</i>	8,370	..	8,370
Total, Revenue realized in Public Works Department	96,635	3,258	99,893	Total ..	3,90,680	4,236	3,94,916
Irrigation revenue realized in Civil Department	1,64,71,806	5,72,310	1,70,44,116	II. MAINTENANCE AND REPAIRS—			
Total, Direct Receipts	1,65,68,441	5,75,568	1,71,44,009	(1) Head works	4,21,615	11,667	4,33,282
				(2) Main canals and branches	10,45,525	40,665	10,86,190
				(3) Distributaries	10,40,414	25,990	10,66,404
				(4) Drainage and protective works	92,134	3,817	95,951
				(5) Special tools and plant	549	..	549
II. INDIRECT RECEIPTS—				<i>Add—Unclassifiable outlay</i>	23,236	..	23,236
Share of land revenue collected in the Civil Department ..	20,89,672	60,724	21,50,396	Total ..	26,23,473	82,189	27,05,612

Total, Public Works and Civil Departments, Revenue ..	1,86,58,113	6,36,292	1,92,94,405	III. COMPENSATION	7,390	..	7,390
				Total, Extensions and Improvements and Maintenance and Repairs	30,21,543	86,975	31,07,918
				IV. ESTABLISHMENT	15,29,803	37,021	15,66,824
				V. TOOLS AND PLANT	30,084	1,240	31,324
				VI. REFUNDS OF REVENUE	1,907	..	1,907
				Total, Direct Charges ..	45,83,337	1,24,636	47,07,973
				Share of collection charges in the Civil Department	9,63,196	30,970	9,84,166
				Indirect charges	2,63,803	6,047	2,69,350
				Total, Direct and Indirect Charges ..	57,99,836	1,61,653	59,61,489
				* Deduct.—Old maintenance charges saved to Government	20,06,202	44,865	20,51,067
			Net Total ..	37,93,634	1,16,788	39,10,422	
			Balance, net revenue ..	1,48,64,479	5,19,504	1,53,83,983	
Total, Receipts ..	1,86,58,113	6,36,292	1,92,94,405	Grand Total ..	1,86,58,113	6,36,292	1,92,94,405

	RS.
* Direct--	
Extensions and improvements	3,909
Maintenance and repairs	25,744
Establishment	12,710
Tools and plant	426
Total ..	42,789
Indirect	2,076
Total, Direct and Indirect ..	44,865

PENNER RIVER CANALS SYSTEM—*Canal Project*—cont.

No. 4.—Interest Account for and to end of 1924-25.

	Amount.		Amount.
	Rs.		Rs.
Total interest charges to end of 1923-24.	86,42,303	Net revenue realized to end of 1923-24.	1,48,64,479
Total interest charges for the year 1924-25.	1,91,987	Net revenue realized during 1924-25.	5,19,504
Balance, net revenue	65,49,693		
Total ..	1,53,83,983	Total ..	1,53,83,983

No. 5.—Account of Indirect Charges for and to end of 1924-25.

Particulars.	Previous.	1924-25.	Total.
CAPITAL—	RS.	RS.	RS.
Capitalization of abatement of land revenue	8,56,767	..	8,56,767
Leave and pension allowances	1,56,859	675	1,57,534
Audit and accounts	60	113	173
Total ..	10,13,686	788	10,14,474
REVENUE—			
Capitalization of abatement of land revenue	32,761	..	32,761
Leave and pension allowances	2,27,044	5,183	2,32,227
Audit and accounts	2,898	854	3,752
Total ..	2,63,303	6,047	2,69,350
Grand Total ..	12,76,989	6,835	12,83,824

PENNER RIVER CANALS SYSTEM—*Canal Project*—cont.

No. 6.—Statement comparing Charges to date with Sanctioned Estimates.

Particulars.	CHARGES AGAINST CLOSED SANCTIONS.			CURRENT SANCTIONS.			Total charges to date against old and current sanctions.	REMARKS.	
	Expenditure against construction estimate.	Expenditure against open canal sanction.	Total.	Charges to date.	Amount of sanctioned estimate.	Unspent balance of estimate.		G.O. No. and date.	Amount of estimate.
<i>Direct Charges.</i>	RS.	RS.	RS.	RS.	RS.	RS.	RS.		RS.
Works	37,49,097	8,84,327	46,33,424	4,270	6,960	2,690	46,37,694		
Establishment	8,05,532	1,59,317	9,64,849	1,011	1,700	689	9,65,860		
Tools and plant	1,42,971	1,472	1,44,443	..	131	131	1,44,443		
Suspense account		
Total ..	46,97,600	10,45,116	57,42,716	5,281	8,791	3,510	57,47,997		
Loss—Receipts on Capital Account	55	2,803	2,858	2,858		
Net Total ..	46,97,545	10,42,313	57,39,858	5,281	8,791	3,510	57,45,159		
<i>Indirect Charges.</i>									
Capitalized statement of land revenue	7,99,748	57,019	8,56,767	8,56,767		
Leave and pension allowances ..	1,35,090	22,303	1,57,393	141	..	—141	1,57,534		
Audit and accounts	130	130	43	..	—43	173		
Total ..	9,34,838	79,452	10,14,290	184	..	—184	10,14,474	Mis. 333 L., 29th Oct. 1920	1,600
Grand Total ..	56,32,383	11,21,765	67,54,148	5,465	8,791	3,326	67,59,613	Mis. 397 L., 18th Oct. 1921.	1,360
								Mis. 501 L., 19th Dec. 1921.	4,000
								Total ..	6,960

ARRENKOTA CHANNEL—*Canal Project.*

No. 2.—Capital Account for and to end of 1924-25.

Heads of account.	DIRECT CHARGES.			Cost of construction as now estimated (construction estimate closed on 31st March 1894).	Exp. against closed estimate.
	Previous.	1924-25.	Total.		
I WORKS—	RS.		RS.	RS.	RS.
(1) <i>Head Works—</i>					
C. Works	8,281	..	8,281	8,281	8,281
Total ..	8,281	..	8,281	8,281	8,281
(2) <i>Main Canals and Branches—</i>					
D. Regulators ..	14,621	..	14,621	14,621	14,621
F. (1) Other cross drainage works.	75,732	..	75,732	75,732	75,732
I. Earthwork ..	15,871	..	15,871	15,871	15,871
Total ..	1,06,224	..	1,06,224	1,06,224	1,06,224
Total, Works ..	1,14,505		1,14,505	1,14,505	1,14,505
II. ESTABLISHMENT ..	26,264	..	26,264	26,264	26,264
III TOOLS AND PLANT
* Grand Total ..	1,40,769	..	1,40,769	1,40,769	1,40,769

* Chargeable to '43. Minor Works and Navigation—Provincial.'

ARANKOTA CHANNEL—Canal Project—cont.

No. 3.—Revenue Account for and to end of 1924-25.

Receipts.	TOTAL.			Charges.	TOTAL.		
	Previous.	1924-25.	Total.		Previous.	1924-25.	Total.
	RS.	RS.	RS.		RS.	RS.	RS.
I. DIRECT RECEIPTS—				I. EXTENSIONS AND IMPROVEMENTS—			
Plantations	433	..	433	(1) Head works	935	..	935
Receipts from other canal produce ..	693	..	693	(2) Main canals and branches	8,268	..	8,268
Fines	1	..	1	(3) Distributaries	882	..	882
Miscellaneous	4,335	625	4,860	(4) Drainage and protective works
				(5) Special tools and plant
				Add—Unclassifiable outlay	11,475	..	11,475
				Total ..	21,560	..	21,560
Total. Revenue realized in Public Works Department	5,462	625	5,987	II. MAINTENANCE AND REPAIRS—			
Irrigation Revenue realized in Civil Department	6,45,256	18,792	6,64,048	(1) Head works	297	5	302
				(2) Main canals and branches	1,10,983	3,149	1,14,132
				(3) Distributaries	2,514	..	2,514
				(4) Drainage and protective works
				(5) Special tools and plant
				Add—Unclassifiable outlay	1,73,223	..	1,73,223
Total. Direct Receipts	6,50,718	19,317	6,70,035	Total ..	2,87,017	3,154	2,90,171
				Total, Extensions and Improvements and Maintenance and Repairs	3,08,577	3,154	3,11,731
				IV. ESTABLISHMENT	73,743	1,278	75,021
				V. TOOLS AND PLANT	246	28	274
				VI. REFUNDS OF REVENUE	43	..	43
				Total, Direct Charges ..	3,82,609	4,460	3,87,069

ARKENKOTA CHANNEL—Canal Project—cont.

No. 3.—Revenue Account for and to end of 1924-25—cont.

Receipts.	TOTAL.			Charges.	TOTAL.		
	Previous.	1924-25.	Total.		Previous.	1924-25.	Total.
II. INDIRECT RECEIPTS—	RS.	RS.	RS.		RS.	RS.	RS.
Share of Land Revenue collected in the Civil Department	20,637	410	21,047	Share of collection charges in the Civil Department	33,296	960	34,256
				Indirect Charges	10,457	211	10,668
Total, Public Works and Civil Departments, Revenue ..	6,71,355	19,727	6,91,082	Total, Direct and Indirect Charges ..	4,26,362	5,631	4,31,993
				Deduct—Old maintenance charge saved to Government *	14,340	1,323	15,663
				Net Total ..	4,12,022	4,308	4,16,330
Total, Receipts ..	6,71,355	19,727	6,91,082	Balance, net revenue	2,59,333	15,419	2,74,752
				Grand Total* ..	6,71,355	19,727	6,91,082

* Direct—	RS.
Extensions and improvements	793
Maintenance and repairs	100
Establishment	362
Tools and plant	8
	<u>1,263</u>
Indirect	60
	<u>1,323</u>

ADMINISTRATIVE ACCOUNTS
FOR THE YEAR 1924-25.

MADRAS PRESIDENCY.

ARKENKOTA CHANNEL—*Canal Project*--cont.

No. 4.—Interest Account for and to end of 1924-1925.

	Amount.		Amount.
	RS.		RS.
Total interest charges to end of 1923-1924	2,41,648	Net revenue realized to end of 1923-1924	2,59,333
Total interest charges for the year 1924-1925	4,681	Net revenue realized during 1924-1925	15,419
Balance, net revenue	28,423		
Total ..	2,74,752	Total ..	2,74,752

No. 5.—Account of Indirect Charges for and to end of 1924-1925.

Particulars.	Previous.	1924-1925.	Total.
	RS.	RS.	RS.
CAPITAL--			
Leave and pension allowances ..	3,676	..	3,676
Total ..	3,676	..	3,676
REVENUE --			
Leave and pension allowances ..	10,318	179	10,497
Audit and accounts	139	52	171
Total ..	10,457	211	10,668
Grand Total ..	14,133	211	14,344

ARRENKOTA CHANNEL—Canal Project—cont.

No. 6.—Statement comparing Charges to date with Sanctioned Estimates.

Particulars.	CHARGES AGAINST CLOSED SANCTIONS.			CURRENT SANCTIONS.			Total charges to date against old and current sanctions.	REMARKS.	
	Expenditure against construction estimate.	Expenditure against open canal sanction.	Total.	Charges to date.	Amount of sanctioned estimate.	Unspent balance of estimate.		G.O. No. and date.	Amount of estimate.
<i>Direct Charges.</i>									
Works	81,578	32,927	1,14,505	1,14,505		
Establishment	18,760	7,504	26,264	26,264		
Tools and plant		
Suspense account		
Total ..	1,00,338	40,431	1,40,769	1,40,769		
Less—Receipts on capital account		
Net Total ..	1,00,338	40,431	1,40,769	1,40,769		
<i>Indirect Charges.</i>									
Capitalized abatement of land revenue		
Leave and pension allowances	2,626	1,050	3,676	3,676		
Total ..	2,626	1,050	3,676	3,676		
Grand Total ..	1,02,964	41,481	1,44,445	1,44,445		

THADAPALLE CHANNEL—*Canal Project.*

No. 2.—Capital Account for and to end of 1924-1925.

Heads of account.	DIRECT CHARGES.			Cost of construction as now estimated (construction estimate closed in 1892).	Expenditure against closed estimate.
	Previous.	1924-1925.	Total.		
I. WORKS—					
(1) <i>Head Works—</i>					
C. Works	73,406	..	73,406	73,406	73,406
Total ..	73,406	..	73,406	73,406	73,406
(2) <i>Main Canals and Branches—</i>					
B. Land	1,880	..	1,880	1,880	1,880
D. Regulators ..	36,546	..	36,546	36,546	36,546
F. (1) Other cross drainage works.	1,096	..	1,096	1,096	1,096
K. Buildings ..	1,442	..	1,442	1,442	1,442
L. Earthwork ..	1,384	..	1,384	1,384	1,384
O. Miscellaneous ..	1,836	..	1,836	1,836	1,836
Total ..	44,184	..	44,184	44,184	44,184
(3) <i>Distributaries—</i>					
B. Land
C. Works	355	..	355	355	355
L. Earthwork ..	17,275	..	17,275	17,275	17,275
O. Miscellaneous
Total ..	17,630	..	17,630	17,630	17,630
Total, Works ..	1,35,220	..	1,35,220	1,35,220	1,35,220
II. ESTABLISHMENT ..	29,535	..	29,535	29,535	29,535
III. TOOLS AND PLANT
(a) Grand Total ..	1,64,755	..	1,64,755	1,64,755	1,64,755

(a) Chargeable to '48. Minor Works and Navigation—Provincial.'

THADAPALLE CHANNEL.—Canal Project—cont.

No. 3.—Revenue Account for and to end of 1924—1925.

Receipts.	TOTAL.			Charges.	TOTAL.		
	Previous.	1924-1925.	Total.		Previous.	1924-1925.	Total.
C. DIRECT RECEIPTS—	RS.	RS.	RS.	I. EXTENSIONS AND IMPROVEMENTS—	RS.	RS.	RS.
5. Receipts from plantations ..	2,564	..	2,564	(1) Head works	4,676	..	4,676
6. Receipt from other canal produce	4,826	..	4,826	(2) Main canals and branches	27,146	..	27,146
9. Rents of buildings	964	76	1,040	(3) Distributaries	8,199	..	8,199
11. Miscellaneous	21,662	1,909	23,571	(4) Drainage and protective works
				(5) Special tools and plant	74	..	74
				<i>Add—Unclassified outlay</i>	7,726	..	7,726
				Total	47,821	..	47,821
Total, Revenue realized in Public Works Department	30,016	1,985	32,001	II. MAINTENANCE AND REPAIRS—			
Irrigation Revenue realized in Civil Department	19,68,919	61,331	20,30,250	(1) Head works	30,305	538	30,843
				(2) Main canals and branches	2,23,707	7,429	2,31,136
				(3) Distributaries	8,627	..	8,627
				(4) Drainage and protective works
				(5) Special tools and plant
				<i>Add—Unclassifiable outlay</i>	1,99,678	..	1,99,678
Total, Direct Receipts ..	19,98,935	63,316	20,62,251	Total	4,62,312	7,967	4,70,279
				Total, Extensions and Improvements and Maintenance and Repairs	5,10,133	7,967	5,18,100
				IV. ESTABLISHMENT	1,24,461	3,229	1,27,690
				V. TOOLS AND PLANT	1,240	71	1,311
				VI. REFUNDS OF REVENUE	22	..	22
				Total, Direct Charges	8,35,856	11,267	6,47,123

II. INDIRECT RECEIPTS—

				Share of collection charges in the Civil department	1,06,540	3,212	1,09,752
Share of Land Revenue collected in the Civil Department ..	1,61,882	3,900	-1,64,782	Indirect charges	17,784	532	18,266
				Total, Direct and Indirect Charges	7,60,130	15,011	7,75,141
Total, Public Works and Civil Departments, Revenue ..	21,60,817	66,216	22,27,033	Deduct—Old maintenance charges saved to Government*	57,326	5,287	62,613
				Net Total	7,02,804	9,724	7,12,528
				Balance, net revenue	14,58,013	56,492	15,14,505
				Grand Total	21,60,817	66,216	22,27,033
Total, Receipts ..	21,60,817	66,216	22,27,033				

	Rs.
* Direct—	
Extensions and improvements	3,569
Maintenance and charges
Establishment	1,447
Tools and plant	32
	5,048
Indirect	239
	5,287

THADAPALLE CHANNEL—*Canal Project*—cont.

No. 4.—Interest Account for and to end of 1924-1925.

	Amount.		Amount.
	RS.		RS.
Total interest charges to end of 1923-1924	2,76,251	Net revenue realized to end of 1923-1924	14,53,013
Total interest charges for the year 1924-1925	5,478	Net revenue realized during 1924-1925	56,492
Balance, net revenue	12,32,776		
Total	15,14,505	Total	15,14,505

No. 5.—Account of Indirect Charges for and to end of 1924-1925.

Particulars.	Previous.	1924-1925.	Total.
	RS.	RS.	RS.
CAPITAL—			
Capitalization of abatement of Land Revenue	6,915	..	6,915
Leave and pension allowances	4,135	..	4,135
Total	11,050	..	11,050
REVENUE—			
Leave and pension allowances	17,380	452	17,832
Audit and accounts	354	80	434
Total	17,734	532	18,266
Grand Total	28,784	532	29,316

THADAPALLE CHANNEL—Canal Project—cont.

No. 6.—Statement comparing Charges to date with Sanctioned Estimates.

Particulars.	CHARGES AGAINST CLOSED SANCTIONS.			CURRENT SANCTIONS.			Total charges to date against old and current sanctions.	REMARKS.	
	Expenditure against construction estimate.	Expenditure against open canal sanction.	Total.	Charges to date.	Amount of sanctioned estimate.	Unspent balance of estimate.		G.O. No. and date.	Amount of estimate.
<i>Direct Charges.</i>	RS.	RS.	RS.				RS.		
Works	70,897	64,323	1,35,220	1,35,220		
Establishment	16,306	13,229	29,535	29,535		
Tools and plant		
Suspense account		
Total ..	87,203	77,552	1,64,755	1,64,755		
Less—Receipts on capital account		
Net Total ..	87,203	77,552	1,64,755	1,64,755		
<i>Indirect Charges.</i>									
Capitalized abatement of Land Revenue	6,915	6,915	6,915		
Leave and pension allowances	2,283	1,852	4,135	4,135		
Total ..	2,283	8,767	11,050	11,050		
Grand Total ..	89,486	86,319	1,75,806	1,75,806		

KALINGAROYEN CHANNEL—*Canal Project.*

No. 2.—Capital Account for and to end of 1924-1925.

Heads of account.	DIRECT CHARGES.			Cost of construction as now estimated (construction estimate closed in 1893).	Expenditure against closed estimate.
	Previous.	1924-1925.	Total.		
I. WORKS—					
(1) <i>Head Works—</i>	RS.		RS.	RS.	RS.
B. Land
C. Works	46,690	..	46,690	46,690	46,690
K. Building	1,162	..	1,162	1,162	1,162
Total ..	47,852	..	47,852	47,852	47,852
(2) <i>Main Canals and Branches—</i>					
D. Regulators	67,543	..	67,543	67,543	67,543
F. River and hill torrent works.	8,557	..	8,557	8,557	8,557
G. Bridges	897	..	897	897	897
L. Earthwork	3,981	..	3,981	3,981	3,981
O. Miscellaneous.. ..	14,959	..	14,959	14,959	14,959
Total ..	95,937	..	95,937	95,937	95,937
Total, Works ..	1,43,789	..	1,43,789	1,43,789	1,43,789
II. ESTABLISHMENT	32,191	..	32,191	32,191	32,191
III. TOOLS AND PLANT
* Grand Total ..	1,75,980	..	1,75,980	1,75,980	1,75,980

* Chargeable to '43. Minor Works and Navigation—Provincial'.

KALINGAROYEN CHANNEL—Canal Project—cont.
No. 3.—Revenue Account for and to end of 1924-1925.

Receipts.	TOTAL.			Charges.	TOTAL.		
	Previous.	1924-1925.	Total.		Previous.	1924-1925.	Total.
	Rs.	Rs.	Rs.		Rs.	Rs.	Rs.
I. DIRECT RECEIPTS—				I. EXTENSIONS AND IMPROVEMENTS—			
6. Receipts from plantations ..	3,290	..	3,290	(1) Head works	2,683	..	2,683
6. Receipts from other canal produce	10,737	..	10,737	(2) Main canals and branches	17,633	..	17,533
9. Rents of buildings	581	67	648	(3) Distributaries	280	..	280
11. Miscellaneous	31,854	2,894	34,748	(4) Drainage and protective works
Total, Revenue realized in Public Works Department	45,462	2,961	48,423	(5) Special tools and plant
Irrigation revenue realized in Civil Department	13,22,852	46,839	13,68,691	<i>Add—Unclassifiable outlay</i>	11,569	..	11,569
Total, Direct Receipts ..	13,69,314	48,800	14,18,114	Total ..	32,065	..	32,065
				II. MAINTENANCE AND REPAIRS—			
				(1) Head works	70,514	1,117	71,631
				(2) Main canals and branches	2,13,148	6,483	2,19,631
				(3) Distributaries
				(4) Drainage and protective works
				(5) Special tools and plant	50	..	50
				<i>Add—Unclassifiable outlay</i>	3,53,846	..	3,53,846
				Total ..	6,37,458	7,600	6,45,058
				Total, Extensions and Improvements and Maintenance and Repairs	6,69,523	7,600	6,77,123
				IV. ESTABLISHMENT	1,62,219	3,081	1,65,300
				V. TOOLS AND PLANT	1,282	68	1,350
				VI. REFUNDS OF REVENUE	243	..	243
				Total, Direct Charges ..	8,33,267	10,749	8,44,016

KALINGAROYEN CHANNEL—Canal Project—cont.

No. 3.—Revenue Account for and to end of 1924-1925—cont.

Receipts.	TOTAL.			Charges.	TOTAL		
	Previous.	1924-1925.	Total.		Previous.	1924-1925.	Total.
	RS.	RS.	RS.		RS.	RS.	RS.
II. INDIRECT RECEIPTS—				Share of collection charges in the Civil Department	67,281	2,316	69,597
Share of land revenue collected in the Civil Department ..	22,756	483	23,239	Indirect charges	22,933	507	23,440
Total, Public Works and Civil Departments, Revenue ..	13,92,070	49,283	14,41,353	Total, Direct and Indirect Charges ..	9,23,481	13,572	9,37,053
				<i>Deduct.</i> —Old maintenance charges saved to Government (a)	64,115	5,912	70,027
				Net Total ..	8,59,366	7,660	8,67,026
				Balance, net revenue	5,32,704	41,623	5,74,327
Total, Receipts ..	13,92,070	49,283	14,41,353	Grand Total ..	13,92,070	49,283	14,41,353

(a) Direct—

Extensions and improvements	RS.	3,992
Maintenance and repairs
Establishment	1,618
Tools and plant	36
		<hr/>
		5,646
Indirect	266
		<hr/>
		5,912
		<hr/>

ADMINISTRATIVE ACCOUNTS
FOR THE YEAR 1924-25.

MADRAS PRESIDENCY.

KALINGAROYEN CHANNEL—*Canal Project*—cont.

No. 4.—Interest Account for and to end of 1924-1925.

	Amount.		Amount.
	RS.		RS.
Total interest charges to end of 1923-1924	2,02,908	Net revenue realized to end of 1923-1924	5,32,704
Total interest charges for the year 1924-1925	5,852	Net revenue realized during 1924-1925	41,623
Balance, net revenue	3,65,667		
Total ..	5,74,327	Total ..	5,74,327

No. 5.—Account of Indirect Charges for and to end of 1924-1925.

Particulars.	Previous.	1924-1925.	Total.
	RS.	RS.	RS.
CAPITAL—			
Leave and pension allowances	4,506	..	4,506
Total ..	4,506	..	4,506
REVENUE—			
Leave and pension allowances	22,678	431	23,109
Audit and accounts	255	76	331
Total ..	22,933	507	23,440
Grand Total ..	27,439	507	27,946

KALINGAROYEN CHANNEL—Canal Project—cont.

No. 6.—Statement comparing Charges to date with Sanctioned Estimates.

Particulars.	CHARGES AGAINST CLOSED SANCTIONS.			CURRENT SANCTIONS.			Total charges to date against old and current sanctions.	REMARKS.	
	Expenditure against construction estimate.	Expenditure against open canal sanction.	Total.	Charges to date.	Amount of sanctioned estimate.	Unspent balance of estimate.		G.O. No. and date.	Amount of estimate.
<i>Direct Charges.</i>	RS.	RS.	RS.				RS.		
Works	43,775	1,00,014	1,43,789	1,43,789		
Establishment	10,068	22,123	32,191	32,191		
Tools and plant		
Suspense account		
Total ..	53,843	1,22,137	1,75,980	1,75,980		
Less—Receipts on Capital account		
Net Total ..	53,843	1,22,137	1,75,980	1,75,980		
<i>Indirect Charges.</i>									
Capitalized abatement of land revenue		
Leave and pension allowances	1,410	3,096	4,506	4,506		
Total ..	1,410	3,096	4,506	4,506		
Grand Total ..	55,253	1,25,233	1,80,486	1,80,486		

PALAR ANICUT SYSTEM—Canal Project.

No. 2.—Capital Account for and to end of 1924-1925.

Heads of account.	DIRECT CHARGES.			Cost of construction as now estimated (construction estimate closed on 31st March 1896).	Expenditure against closed estimate.
	Previous.	1924-1925.	Total.		
	RS.		RS.	RS.	RS.
WORKS—					
(1) <i>Head Works—</i>					
C Works	2,08,736	..	2,08,736	2,08,736	2,08,736
K. Buildings	1,847	..	1,847	1,847	1,847
Total	2,10,583	..	2,10,583	2,10,583	2,10,583
(2) <i>Main Canals and Branches—</i>					
B. Land	7,263	..	7,263	7,263	7,263
D. Regulators	27,509	..	27,509	27,509	27,509
E. Falls and weirs	1,04,937	..	1,04,937	1,04,937	1,04,937
F. River and Hill Torrent Works	547	..	547	547	547
F. (1) Other cross drainage works	2,366	..	2,366	2,366	2,366
G. Bridges	13,977	..	13,977	13,977	13,977
H. Escapes	8,277	..	8,277	8,277	8,277
K. Buildings	5,231	..	5,231	5,231	5,231
L. Earthwork	1,90,142	..	1,90,142	1,90,142	1,90,142
N. Tanks and reservoirs	36,275	..	36,275	36,275	36,275
O. Miscellaneous	40,752	..	40,752	40,752	40,752
Total	4,37,276	..	4,37,276	4,37,276	4,37,276
(3) <i>Distributaries—</i>					
B. Land	7,776	..	7,776	8,176	7,776
C Works	82,119	..	82,119	85,169	82,119
D. Regulators	1,914	..	1,914	1,914	1,914
E. Falls and weirs	4,362	..	4,362	4,362	4,362
F. (1) Other cross drainage works	2,174	..	2,174	2,174	2,174
L. Earthwork	56,867	..	56,867	56,867	56,867
N. Tanks and reservoirs	8,369	..	8,369	8,369	8,369
O. Miscellaneous	4,680	..	4,680	4,680	4,680
Total	1,68,261	..	1,68,261	1,71,711	1,68,261
(5) Special tools and plant
Provision for unforeseen works
Total outlay on current sanctions	8,16,120	..	8,16,120	8,19,570	8,16,120
Old outlay	10,26,978	..	10,26,978	10,26,978	10,26,978
Total Works	18,43,098	..	18,43,098	18,46,548	18,43,098

PALAR ANICUT SYSTEM—*Canal Project*—cont.

No. 2.—Capital Account for and to end of 1924-1925—cont.

Heads of account.	DIRECT CHARGES.			Cost of construction as now estimated (construction estimate closed on 31st March 1896).	Expenditure against closed estimate.
	Previous.	1924-1925.	Total.		
	RS.		RS.	RS.	RS.
II. ESTABLISHMENT	4,67,188	..	4,67,188	4,68,050	4,67,188
III. TOOLS AND PLANT	29,930	..	29,930	29,999	29,930
Grand Total	23,40,216	..	23,40,216	23,44,597	23,40,216
V. <i>Less</i> —RECEIPTS ON CAPITAL ACCOUNT	672	672	672
Net Total	23,39,544	..	23,39,544	23,43,925	23,39,544
Chargeable to 43. Provincial—Irrigation	23,36,184	..	23,36,184
Chargeable to 55-A. Irrigation Works—1. Productive	3,360	..	3,360
Total	23,39,544	..	23,39,544

PALAR ANICUT SYSTEM—*Canal Project*—cont.

No. 3.—Revenue Account for and to end of 1924-1925.

Receipts.	TOTAL.			Charges.	TOTAL.		
	Previous.	1924-1925.	Total.		Previous.	1924-1925.	Total.
I. DIRECT RECEIPTS—	RS.	RS.	RS.	I. EXTENSIONS AND IMPROVEMENTS—	RS.	RS.	RS.
5. Receipts from plantations ..	17,633	952	18,585	(1) Head works	2,11,176	..	2,11,176
6. Receipts from other canal prod"	43,314	40	43,354	(2) Main canals and branches	1,72,834	111	1,72,945
9. Rents of buildings	2,752	375	3,127	(3) Distributaries	2,24,366	10,734	2,35,100
10. Fines	64	..	64	(4) Drainage and protective works	340	— 36	304
11. Miscellaneous	29,494	1,782	31,266	(5) Special tools and plant
<i>Deduct</i> refund	1	..	1	<i>Add</i> —Unclassifiable outlay	32,342	..	32,342
Total, Revenue realized in Public Works Department	93,246	3,149	96,395	Total ..	6,41,058	10,809	6,51,867
Irrigation Revenue realized in Civil Department	66,74,080	1,42,313	68,16,393	II. MAINTENANCE AND REPAIRS—			
Total, Direct Receipts ..	67,67,326	1,45,462	69,12,788	(1) Head works	1,45,308	1,942	1,47,250
				(2) Main canals and branches	10,10,935	9,582	10,20,517
				(3) Distributaries	8,96,618	32,958	9,29,576
				(4) Drainage and protective works	5,742	..	5,742
				(5) Special tools and plant
				<i>Add</i> —Unclassifiable outlay	99,655	..	99,655
				Total ..	21,58,258	44,482	22,02,740
				Total, Extensions and Improvements and Maintenance and Repairs	27,99,316	56,291	28,54,607

PALAR ANICUT SYSTEM—*Canal Project*—cont.
No. 3.—Revenue Account for and to end of 1924-1925—*cont.*

Receipts.	TOTAL.			Charges.	TOTAL.		
	Previous.	1924-1925.	Total.		Previous.	1924-1925.	Total.
II. INDIRECT RECEIPTS—	RS.			IV. ESTABLISHMENT	RS.	RS.	RS.
Share of land revenue collected in the Civil Department ..	9,80,408	16,815	9,97,223	V. TOOLS AND PLANT	7,25,745	21,332	7,47,077
Total, Public Works and Civil Departments, Revenue ..	77,47,734	1,62,277	79,10,011	VI. REFUNDS OF REVENUE	17,002	430	17,432
				Total, Direct Charges ..	10,398	..	10,393
				Share of collection charges in the Civil Department	35,52,456	77,053	36,29,509
				Indirect charges	4,15,889	7,906	4,23,795
				Total, Direct and Indirect Charges ..	1,19,458	3,539	1,22,997
				Deduct—Old maintenance charges saved to Government *	40,87,808	88,498	41,76,301
				Net Total ..	2,83,366	4,572	2,87,938
				Balance, net revenue	38,04,437	83,926	38,88,363
				Grand Total ..	39,43,297	78,351	40,21,648
Total, Receipts ..	77,47,734	1,62,277	79,10,011		77,47,734	1,62,277	79,10,011

*	Extensions and Improvements	RS.	
	Maintenance and Repairs		178
	Establishment		2,909
	Tools and Plant		1,251
									28
									4,366
	Indirect Charges		206
									4,572
									Grand Total ..

ADMINISTRATIVE ACCOUNTS
FOR THE YEAR 1924-25.

MADRAS PRESIDENCY.

PALAR ANICUT SYSTEM—*Canal Project*—cont.

No. 4.—Interest Account for and to end of 1924-1925.

	Amount.		Amount.
	RS.		RS.
Total interest charges to end of 1923-1924.	43,44,961	Net revenue realized to end of 1923-1924.	39,43,297
Total interest charges for the year 1924-1925.	78,246	Net revenue realized during 1924-1925.	78,351
		Balance, net interest charges ..	4,01,559
Total ..	44,23,207	Total ..	44,23,207

No. 5.—Account of Indirect Charges for and to end of 1924-1925.

Particulars.	Previous.	1924-1925.	Total.
	RS.	RS.	RS.
CAPITAL—			
Capitalization of abatement of land revenue.	25,558	..	25,558
Leave and pension allowances	91,514	..	91,514
Audit and accounts	33	..	33
Total ..	1,17,105	..	1,17,105
REVENUE—			
Capitalization of abatement of land revenue.	2,554	..	2,554
Leave and pension allowances	1,15,679	2,985	1,18,665
Audit and accounts	1,225	553	1,778
Total ..	1,19,458	3,539	1,22,997
Grand Total ..	2,36,563	3,539	2,40,102

PALAR ANICUT SYSTEM—*Canal Project*—cont.

No. 6.—Statement comparing Charges to date with Sanctioned Estimates.

Particulars.	CHARGES AGAINST CLOSED SANCTIONS.			CURRENT SANCTIONS.			Total charges to date against old and current sanctions.	REMARKS.	
	Expenditure against construction estimate.	Expenditure against open canal sanction.	Total.	Charges to date.	Amount of sanctioned estimate.	Unspent balance of estimate.		G.O. No. and date.	Amount of estimate.
<i>Direct Charges.</i>	RS.	RS.	RS.		RS.	RS.	RS.		RS.
Works	15,22,878	3,20,220	18,43,098	..	3,450	3,450	18,43,098		
Establishment	3,99,070	68,118	4,67,188	..	862	862	4,67,188		
Tools and plant	29,875	55	29,930	..	69	69	29,930		
Suspense account		
Total	19,51,823	3,88,393	23,40,216	..	4,381	4,381	23,40,216		
Less—Receipts on Capital Account..	672	672	672	Mis. No. 14 I., dated 16th January 1924.	3,450
Net Total	19,51,823	3,87,721	23,39,544	..	4,381	4,381	23,39,544		
<i>Indirect Charges.</i>									
Capitalized abatement of land revenue	23,054	2,504	25,558	25,558		
Leave and pension allowances	81,976	9,538	91,514	91,514		
Audit and accounts	33	33	33		
Total	1,05,030	12,075	1,17,105	1,17,105		
Grand Total	20,56,853	3,99,796	24,56,649	..	4,381	4,381	24,56,649		

ADMINISTRATIVE ACCOUNTS
FOR THE YEAR 1924-25.

MADRAS PRESIDENCY.

CHEMBRAMBAUKAM TANK—*Tank Project.*

No. 2.—Capital Account for and to end of 1924-1925.

Heads of account.	DIRECT CHARGES.			Cost of construction as now estimated (construction estimate closed on 31st March 1893).	Expenditure against closed estimate.
	Previous.	1924-25.	Total.		
I. WORKS—	RS.		RS.	RS.	RS.
(1) <i>Head Works—</i>					
K. Buildings	4,640	..	4,640	4,640	4,640
(2) <i>Main Canals and Branches—</i>					
B. Land	1,11,062	..	1,11,062	1,11,062	1,11,062
C. Works	1,03,009	..	1,03,009	1,03,009	1,03,009
K. Buildings	4,801	..	4,801	4,801	4,801
L. Earthwork	2,20,643	..	2,20,643	2,20,643	2,20,643
O. Miscellaneous	61,729	..	61,729	61,729	61,729
Total	5,01,244	..	5,01,244	5,01,244	5,01,244
(3) <i>Distributaries—</i>					
B. Land
C. Works	5,902	..	5,902	5,902	5,902
L. Earthwork	2,469	..	2,469	2,469	2,469
Total	8,371	..	8,371	8,371	8,371
(5) Special tools and plant
Provision for unforeseen works.
Total, Works	5,14,255	..	5,14,255	5,14,255	5,14,255
II. ESTABLISHMENT	1,28,958	..	1,28,958	1,28,958	1,28,958
III. TOOLS AND PLANT	8,249	..	8,249	8,249	8,249
Grand Total	6,51,462	..	6,51,462	6,51,462	6,51,462
V. <i>Less—RECEIPTS ON CAPITAL ACCOUNT.</i>	114	..	114	114	114
Net Total	6,51,348	..	6,51,348	6,51,348	6,51,348
Chargeable to 43. Provincial Irrigation.	6,49,829	..	6,49,829
Chargeable to 55 A. Irrigation Works—2. Unproductive.	1,519	..	1,519
Total	6,51,348	..	6,51,348

CHEMBRAMBAUKAM TANK—*Tank Project*—cont.

No. 3.—Revenue Account for and to end of 1924-1925.

Receipts.	TOTAL.			Chargee.	TOTAL.		
	Previous.	1924-1925.	Total.		Previous.	1924-1925.	Total.
I. DIRECT RECEIPTS—	RS	RS.	RS.	I. EXTENSIONS AND IMPROVEMENTS—	RS.	RS.	RS.
5. Receipts from plantations ..	388	55	443	(1) Head works	4,085	..	4,085
6. Receipts from other canal produce	2,260	..	2,260	(2) Main canals and branches	40,288	290	40,578
9. Rents of buildings ..	438	26	464	(3) Distributaries	4,448	..	4,448
10. Fines	5	..	5	(4) Drainage and protective works
11. Miscellaneous	9,416	1,048	10,464	(5) Special tools and plant
<i>Deduct.</i> —Refunds	5	..	5	Total ..	48,821	290	49,111
Total Revenue realized in Public Works Department	12,502	1,129	13,631	II. MAINTENANCE AND REPAIRS—			
Irrigation Revenue realized in Civil Department	17,86,379	35,604	18,21,883	(1) Head works	37,199	..	37,198
Total, Direct Receipts ..	17,98,881	36,633	18,35,514	(2) Main canals and branches	3,06,414	6,960	3,13,374
II. INDIRECT RECEIPTS—				(3) Distributaries	16,269	56	16,325
Share of land revenue collected in the Civil Department ..	39,475	908	43,383	(4) Drainage and protective works
				(5) Special tools and plant
				<i>Add</i> —Unclassifiable outlay
				Total ..	3,59,881	7,016	3,66,897

Total, Public Works and Civil Departments, Revenue ..	18,88,366	37,541	18,75,897	Total, Extensions and Improvements and Maintenance and Repairs	4,08,702	7,306	4,16,008
				IV. ESTABLISHMENT	1,08,303	2,350	1,10,653
				V. TOOLS AND PLANT	2,163	29	2,192
				VI. REFUNDS OF REVENUE	45	..	45
				Deduct—Recoveries of expenditure	260	..	260
				Total, Direct Charges	5,18,953	9,685	5,28,638
				Share of collection charges in the Civil Department	99,162	1,821	1,00,983
				Indirect charges	18,154	402	18,556
				Total, Direct and Indirect charges	6,36,269	11,908	6,48,177
				Deduct—Old maintenance charges saved to Government (a)	3,74,752	7,427	3,82,179
				Net Total	2,61,517	4,481	2,65,998
				Balance, net revenue	15,76,839	33,060	16,09,899
Total, Receipts ..	18,38,356	37,541	18,75,897	Grand Total ..	18,38,356	37,541	18,75,897

(a) Extensions and improvements	2,283
Maintenance and Repairs	3,097
Establishment	1,730
Tools and Plant	21
Total, Direct Charges	7,131
Indirect charges	296
(Grand Total)	7,427

CHEMBRAMBAUKAM TANK—*Tank Project*—cont.

No. 4.—Interest Account for and to end of 1924-1925.

	Amount.		Amount.
	RS.		RS.
Total interest charges to end of 1923-1924	12,38,099	Net revenue realized to end of 1923-1924	15,76,839
Total interest charges for the year 1924-1926	21,991	Net revenue realized during 1924-1925	33,060
Balance, net revenue	3,49,809		
Total	16,09,899	Total	16,09,899

No. 5.—Account of Indirect Charges for and to end of 1924-1925.

Particulars.	Previous.	1924-1925.	Total.
	RS.	RS.	RS.
CAPITAL—			
Capitalization of abatement of land revenue	85,701	..	85,701
Leave and pension allowances	27,081	..	27,081
Audit and accounts	13	..	13
Total	1,12,795	..	1,12,795
REVENUE—			
Leave and pension allowances	17,928	329	18,257
Audit and accounts	226	73	299
Total	18,154	402	18,556
Grand Total	1,30,949	402	1,31,351

CHEMBRAMBAUKAM TANK—*Tank Project*—cont.

No. 6.—Statement comparing Charges to date with Sanctioned Estimates.

Particulars.	CHARGES AGAINST CLOSED SANCTIONS.			CURRENT SANCTIONS.			Total charges to date against old and current sanctions.	Remarks.
	Expenditure against construction estimate.	Expenditure against open canal sanction.	Total.	Charges to date.	Amount of sanctioned estimate.	Unspent balance of estimate.		
<i>Direct Charges.</i>	RS.	RS.	RS.	RS.	RS.	RS.	RS.	
Works	4,91,801	22,454	5,14,255	5,14,255	
Establishment	1,24,534	4,424	1,28,958	1,28,958	
Tools and plant	8,204	45	8,249	8,249	
Suspense account	
Total ..	6,24,539	26,923	6,51,462	6,51,462	
Less—Receipts on Capital Account	114	..	114	114	
Net Total ..	6,24,425	26,923	6,51,348	6,51,348	
<i>Indirect Charges.</i>								
Capitalized abatement of land revenue ..	85,701	..	85,701	85,701	
Leave and pension allowances	26,463	618	27,081	27,081	
Audit and accounts	13	13	13	
Total ..	1,12,164	631	1,12,795	1,12,795	
Grand Total ..	7,36,589	27,554	7,64,143	7,64,143	

VALLURU ANICUT SYSTEM—*Canal Project.*No. 2.—Capital Account for and to end of 1924-1925—*cont.*

Heads of account.	DIRECT CHARGES.			Cost of construction as now estimated (construction estimate closed on 31st March 1893).	Expenditure against closed estimate.
	Previous.	1924-1925.	Total.		
I. WORKS—	RS.		RS.	RS.	RS.
(1) <i>Head Works—</i>					
C. Works .. .	59,516	..	59,516	59,515	59,515
Total ..	59,515	..	59,515	59,515	59,515
(3) <i>Distributaries—</i>					
C. Works	1,147	..	1,147	1,147	1,147
Total ..	1,147	..	1,147	1,147	1,147
Total, Works ..	60,662	..	60,662	60,662	60,662
II. ESTABLISHMENT ..	13,679	..	13,679	13,679	13,679
III. TOOLS AND PLANT ..	25	..	25	25	25
Grand Total ..	74,366	..	74,366	74,366	74,366
V. <i>Less—RECEIPTS ON</i>					
CAPITAL ACCOUNT
(a) Net Total ..	74,366	..	74,366	74,366	74,366

(a) Chargeable to "43. Minor Works and Navigation—Provincial."

VALLURU ANICUT SYSTEM—Canal Project—cont.
No. 3.—Revenue Account for and to end of 1924-1925.

ADMINISTRATIVE ACCOUNTS
FOR THE YEAR 1924-25.

209

MADRAS PRESIDENCY.

Receipts.	TOTAL.			Charges.	TOTAL.		
	Previous.	1924-1925.	Total.		Previous.	1924-1925.	Total.
I. DIRECT RECEIPTS—	RS.	RS.	RS.	I. EXTENSIONS AND IMPROVEMENTS—	RS.	RS.	RS.
5. Receipts from plantations ..	1,435	77	1,512	(1) Head works	4,841	..	4,841
6. Receipts from other canal produce	1,072	..	1,072	(2) Main canals and branches	127	..	127
9. Rents of buildings	143	6	149	(3) Distributaries
11. Miscellaneous	630	20	650	(4) Drainage and protective works	4,817	..	4,817
				(5) Special tools and plant
				Total ..	9,786	..	9,786
Total, Revenue realized in Public Works Department	3,280	103	3,383	II. MAINTENANCE AND REPAIRS—			
Irrigation Revenue realized in Civil Department	1,27,115	2,126	1,29,241	(1) Head works	36,288	1,507	37,795
				(2) Main canals and branches	9,401	..	9,401
				(3) Distributaries
				(4) Drainage and protective works
				(5) Special tools and plant
Total, Direct Receipts ..	1,30,395	2,229	1,32,624	<i>Add</i> —Unclassifiable outlay	17,582	..	17,582
				Total ..	63,271	1,507	64,778
				Total, Extensions and Improvements and Maintenance and Repairs	78,056	1,507	74,563
				IV. ESTABLISHMENT	16,806	485	17,291
				V. TOOLS AND PLANT	549	6	555
				VI. REFUNDS OF REVENUE
				Total, Direct Charges ..	90,411	1,998	92,409

VALLURU ANICUT SYSTEM—Canal Project—cont.

No. 3.—Revenue Account for and to end of 1924—1925—cont.

Receipts.	TOTAL.			Charges.	TOTAL.		
	Previous.	1924-1925.	Total.		Previous.	1924-1925.	Total.
II. INDIRECT RECEIPTS--	RS.	RS.	RS.		RS.	RS.	RS.
Share of land revenue collected in the Civil Department ..	48,561	1,074	49,635	Share of collection charges in the Civil Department	8,786	160	8,946
				Indirect charges	2,528	83	2,611
Total, Public Works and Civil Departments, Revenue ..	1,78,956	3,303	1,82,259	Total, Direct and Indirect Charges ..	1,01,725	2,241	1,03,966
				<i>Deduct</i> —Old maintenance charges saved to Government (a)	39,635	1,799	41,434
				Net Total ..	62,090	442	62,532
				Balance, net revenue	1,16,866	2,861	1,19,727
Total, Receipts ..	1,78,956	3,303	1,82,259	Grand Total ..	1,78,956	3,303	1,82,259

	RS.
(a) Extensions and Improvements	226
Maintenance and repairs	1,077
Establishment	419
Tools and plant	5
	<hr/>
Total, Direct Charges ..	1,727
Indirect charges	72
	<hr/>
Grand Total ..	1,799

ADMINISTRATIVE ACCOUNTS
FOR THE YEAR 1924-25.

MADRAS PRESIDENCY.

VALLURU ANICUT SYSTEM — Canal Project.

No. 4.—Interest Account for and to end of 1924-1925.

	Amount.		Amount.
	RS.		RS.
Total interest charges to end of 1923-24	1,35,774	Net revenue realized to end of 1923-1924	1,16,866
Total interest charges for the year 1924-25	2,769	Net revenue realized during 1924-1925	2,861
		Balance, net interest charges ..	18,816
Total ..	1,38,543	Total ..	1,38,543

No. 5.—Account of Indirect Charges for and to end of 1924-1925.

Particulars.	Previous.	1924-1925.	Total.
	RS.	RS.	RS.
Capital—			
Leave and pension allowances	1,916	..	1,916
Audit and accounts
Total ..	1,916	..	1,916
Revenue—			
Leave and pension allowances	2,360	68	2,418
Audit and accounts	178	15	193
Total ..	2,528	83	2,611
Grand Total ..	4,444	83	4,527

VALLURU ANICUT SYSTEM—Canal Project—cont.

No. 6.—Statement comparing Charges to date with Sanctioned Estimates.

Particulars.	CHARGES AGAINST CLOSED SANCTIONS.			CURRENT SANCTIONS.			Total charges to date against old and current sanctions.	REMARKS.	
	Expenditure against construction estimate.	Expenditure against open canal sanction.	Total.	Charges to date.	Amount of sanctioned estimate.	Unspent balance of estimate.		G.O. No. and date.	Amount of estimate.
1	2	3	4	5	6	7	8	9	10
<i>Direct Charges.</i>	RS.	RS.	RS.	RS.	RS.	RS.	RS.		
Works	50,550	10,112	60,662	60,662		
Establishment	11,627	2,052	13,679	13,679		
Tools and plant	25	25	25		
Suspense account		
Total ..	62,177	12,189	74,366	74,366		
Less—Receipts on capital account		
Net Total ..	62,177	12,189	74,366	74,366		
<i>Indirect Charges.</i>									
Capitalized abatement of land revenue		
Leave and pension allowances	1,628	288	1,916	1,916		
Total ..	1,628	288	1,916	1,916		
Grand Total ..	63,805	12,477	76,282	76,282		

ADMINISTRATIVE ACCOUNTS
FOR THE YEAR 1924-25.

MADRAS PRESIDENCY.

POINEY ANICUT SYSTEM—*Canal Project.*

No. 2.—Capital Account for and to end of 1924-1925

Heads of account.	DIRECT CHARGES.			Cost of construction as now estimated (construction estimate closed in 1897).	Expenditure against closed estimate
	Previous.	1924-1925.	Total.		
I. Works—	RS.	RS.	RS.	RS.	RS.
(1) Head Works—					
C. Works	78,918	118	79,036	79,036	79,036
Total ..	78,918	118	79,036	79,036	79,036
(2) Main Canals and Branches—					
B. Land
D. Regulators	1,655	..	1,655	1,655	1,655
E. Falls and weirs
F. River and hill torrent works
K. Buildings	3,636	..	3,636	3,636	3,636
L. Earthwork	1,34,834	137	1,34,971	1,34,971	1,34,971
N. Tanks and reservoirs	6,368	..	6,368	6,368	6,368
Total ..	1,46,493	137	1,46,630	1,46,630	1,46,630
(3) Distributaries—					
B. Land
C. Works	8,563	..	8,563	8,563	8,563
L. Earthwork
Total ..	8,563	..	8,563	8,563	8,563
(5) Special tools and plant
Total, Works ..	2,38,974	255	2,34,229	2,34,229	2,34,229
II. Establishment	60,465	103	60,568	60,568	60,568
III. Tools and Plant	264	2	266	266	266
Grand Total ..	2,94,703	360	2,95,063	2,95,063	2,95,063
Apportionment—					
Chargeable to 49. Irrigation	40,713	..	40,713
Do. to 43. Irrigation—Provincial	2,30,767	..	2,30,767
Do. to 55-A. Irrigation—1. Productive	23,223	360	23,583
Total ..	2,94,703	360	2,95,063

POINCY ANICUT SYSTEM—Canal Project—cont.
No. 3.—Revenue Account for and to end of 1924-1925.

Receipts.	TOTAL.			Charges.	TOTAL.		
	Previous.	1924-1925.	Total.		Previous.	1924-1925.	Total.
I. DIRECT RECEIPTS—	RS.	RS.	RS.	I. EXTENSIONS AND IMPROVEMENTS—	RS.	RS.	RS.
5. Receipts from plantations ..	3,417	73	3,490	(1) Head works	6,231	1,122	7,353
6. Receipts from other canal produce	8,377	28	8,405	(2) Main canals and branches	22,729	..	22,729
9. Rents of buildings	598	108	706	(3) Distributaries	42,495	2,533	45,028
11. Miscellaneous	4,543	..	4,543	(4) Drainage and protective works	49,029	..	49,029
				(5) Special tools and plant
				Total ..	1,20,484	3,655	1,24,139
Total, Revenue realized in Public Works Department	16,935	209	17,144	II. MAINTENANCE AND REPAIRS—			
Irrigation Revenue realized in Civil Department	23,81,885	33,655	24,15,540	(1) Head works	67,974	2,001	69,975
				(2) Main canals and branches	88,240	1,699	90,039
				(3) Distributaries	1,99,603	7,967	2,07,570
				(4) Drainage and protective works
				(5) Special tools and plant
				<i>Add—Unclassifiable outlay</i>	2,76,594	..	2,76,594
				Total ..	6,32,511	11,667	6,44,178
Total, Direct Receipts ..	23,98,820	33,864	24,32,684	Total, Extensions and Improvements and Maintenance and Repairs	7,52,995	15,322	7,68,317
II. INDIRECT RECEIPTS—				IV. ESTABLISHMENT	2,24,641	6,214	2,30,855
Share of Land Revenue collected in the Civil Department ..	2,91,094	5,462	2,96,556	V. TOOLS AND PLANT	1,001	137	1,138
				VI. REFUNDS OF REVENUE	461	..	461
				Total, Direct Charges ..	9,79,098	21,673	10,00,771
				Share of collection charges in the Civil Department	1,33,596	1,953	1,35,549
				Indirect charges	32,285	1,023	33,308

Total, Public Works and Civil Departments, Revenue ..				Total, Direct and Indirect Charges ..				11,44,979	24,649	11,69,628
26,89,914	39,326	27,29,240	* Deduct—Old maintenance charges saved to Government	50,958	4,625	55,583				
							Net Total ..	10,94,021	20,024	11,14,045
			Balance, net revenue					15,95,893	19,302	16,15,195
Total, Receipts ..	26,89,914	39,326	27,29,240				Grand Total ..	26,89,914	39,326	27,29,240

* Direct—							Rs.
Extensions and improvements	3,057
Maintenance and repairs	66
Establishment	1,286
Tools and plant	28
							<u>4,417</u>
Indirect	208
							<u>4,625</u>
						Total ..	<u>4,625</u>

IRRIGATION BRANCH.

PUBLIC WORKS DEPARTMENT.

POINEY ANICUT SYSTEM—*Canal Project*—cont.

No. 4.—Interest Account for and to end of 1924–1925.

	Amount.		Amount.
	RS.		RS.
Total interest charges to end of 1923–1924	4,87,315	Net revenue realized to end of 1923–1924	15,95,893
Total interest charges for the year 1924–1925	11,376	Net revenue during 1924–1925 ..	19,302
Balance, net revenue	11,16,504		
Total ..	16,15,195	Total ..	16,15,195

No. 5.—Account of Indirect Charges for and to end of 1924–1925.

Particulars.	Previous.	1924–1925.	Total.
CAPITAL—	RS.	RS.	RS.
Capitalization of abatement of land revenue	165	..	165
Leave and pension allowances	8,466	14	8,480
Audit and accounts	164	3	167
Total ..	8,795	17	8,812
REVENUE—			
Capitalization of abatement of land revenue	403	..	403
Leave and pension allowances	31,448	870	32,318
Audit and accounts	434	153	587
Total ..	32,285	1,023	33,308
Grand Total ..	41,080	1,040	42,120

POINEY ANICUT SYSTEM—Canal Project—cont.

No. 6.—Statement comparing Charges to date with Sanctioned Estimates.

Particulars.	CHARGES AGAINST CLOSED SANCTIONS.			CURRENT SANCTIONS.			Total charges to date against old and current sanctions.	REMARKS.	
	Expenditure against construction estimate.	Expenditure against open canal sanction.	Total.	Charges to date.	Amount of sanctioned estimate.	Unspent balance of estimate.		G.O. No. and date.	Amount of estimate.
<i>Direct Charges.</i>									
	RS.	RS.	RS.				RS.		
Works	1,83,435	50,794	2,34,229	2,34,229		
Establishment	42,189	18,379	60,568	60,568		
Tools and plant	266	266	266		
Suspense account		
Total ..	2,25,624	69,439	2,95,063	2,95,063		
<i>Less—Receipts on capital account</i>		
Net Total ..	2,25,624	69,439	2,95,063	2,95,063		
<i>Indirect Charges.</i>									
Capitalized abatement of land revenue ..	165	..	165	165		
Leave and pension allowances	5,907	2,573	8,480	8,480		
Audit and accounts	167	167	167		
Total ..	6,072	2,740	8,812	8,812		
Grand Total ..	2,31,696	72,179	3,03,875	3,03,875		

CHEYERU ANICUT SYSTEM—*Canal Project.*

No. 2.—Capital Account for and to end of 1924-1925.

Heads of account.	DIRECT CHARGES.			Cost of construction as now estimated (construction estimate closed on 31st March 1896).	Expenditure against closed estimate.
	Previous.	1924-1925.	Total.		
I. WORKS—					
(1) <i>Head Works—</i>					
C. Works	Rs. 56,860	Rs. ..	Rs. 56,860	Rs. 56,860	Rs. 56,860
Total ..	56,860	..	56,860	56,860	56,860
(2) <i>Main Canals and Branches—</i>					
A. Preliminary expenses ..	542	..	542	542	542
B. Land	443	..	443	443	443
D. Regulators	9,586	..	9,586	9,586	9,586
F. River and hill torrent works.	498	..	498	498	498
F. (1) Other cross drainage works.	7,099	..	7,099	7,099	7,099
G. Bridges	11,934	..	11,934	11,934	11,934
K. Buildings	5,456	..	5,456	5,456	5,456
L. Earthwork	2,17,214	..	2,17,214	2,17,214	2,17,214
N. Tanks and reservoirs ..	29,756	..	29,756	29,756	29,756
O. Miscellaneous	2,098	..	2,098	2,098	2,098
Total ..	2,84,626	..	2,84,626	2,84,626	2,84,626
(3) <i>Distributaries—</i>					
B. Land	16,224	..
C. Works	49,760	845	50,605	31,336	5,573
L. Earthwork	26,593	..
O. Miscellaneous	1,150	..
Total ..	49,760	845	50,605	75,303	5,573
(5) Special tools and plant
Provision for unforeseen works
Total, Works ..	3,91,246	845	3,92,991	4,16,789	3,47,059
II. ESTABLISHMENT	96,273	343	96,616	96,078	78,646
III. TOOLS AND PLANT	310	8	318	1,395	..
Grand Total ..	4,87,829	1,196	4,89,025	5,14,262	4,25,705
Less—Receipts on capital account ..	50	..	50	50	50
Net Total ..	4,87,779	1,196	4,88,975	5,14,212	4,25,655
<i>Apportionment—</i>					
Chargeable to 49. Irrigation ..	58,224	..	58,224
Do. 43. Irrigation—	3,98,916	..	3,98,916
Provincial.					
Do. 55-A. Irrigation—	30,639	1,196	31,835
1. Productive.					
Total ..	4,87,779	1,196	4,88,975

CHEYERU ANICUT SYSTEM—Canal Project—cont.

No. 3.—Revenue Account for and to end of 1924-1925.

Receipts.	TOTAL.			Charges.	TOTAL.		
	Previous.	1924-1925.	Total.		Previous.	1924-1925.	Total.
	RS.	RS.	RS.		RS.	RS.	RS.
I. DIRECT RECEIPTS—				I. EXTENSIONS AND IMPROVEMENTS—			
5. Receipts from plantation ..	6,818	1,286	8,054	(1) Head works	10,261	203	10,464
6. Receipts from other canal produce	9,547	89	9,936	(2) Main canals and branches	21,974	851	22,825
9. Rents of buildings	1,254	199	1,453	(3) Distributaries	84,944	1,617	86,561
11. Miscellaneous	8,183	1	8,184	(4) Drainage and protective works	1,919	..	1,919
				(5) Special tools and plant
Total, Revenue realized in Public Works Department..	26,102	1,525	27,627	<i>Add—Unclassifiable outlay</i>	<i>39,441</i>	<i>..</i>	<i>39,441</i>
Irrigation Revenue realized in Civil Department	21,82,595	55,440	22,38,035	Total ..	1,58,539	2,671	1,61,210
Total, Direct Receipts ..	22,08,697	56,965	22,65,662	II. MAINTENANCE AND REPAIRS—			
				(1) Head works	39,987	2,015	42,002
				(2) Main canals and branches	1,28,533	4,399	1,32,932
				(3) Distributaries	4,53,535	15,198	4,68,733
				(4) Drainage and protective works	13,489	..	13,489
				(5) Special tools and plant
				<i>Add—Unclassifiable outlay</i>	<i>2,78,001</i>	<i>..</i>	<i>2,78,001</i>
				Total ..	9,13,545	21,612	9,35,157
				Total, Extensions and Improvements and Maintenance and Repairs	10,72,084	24,283	10,96,367
				IV. ESTABLISHMENT	3,09,392	9,848	3,19,240
				V. TOOLS AND PLANT	2,093	218	2,311
				VI. REFUNDS OF REVENUE	832	.	832
				Total, Direct Charges ..	13,84,401	34,349	14,18,750

CHEYERU ANICUT SYSTEM—Canal Project—cont.

No. 3.—Revenue Account for and to end of 1924-1925—cont.

Receipts.	TOTAL.			Charge.	TOTAL.		
	Previous.	1924-1925	Total.		Previous.	1924-1925.	Total.
	RS.	RS.	RS.		RS.	RS.*	RS.
II. INDIRECT RECEIPTS—				Share of collection charges in the Civil Department	1,19,387	2,937	1,22,324
Share of Land Revenue collected in the Civil Department ..	2,05,663	3,425	2,09,078	Indirect charges	44,163	1,622	45,785
Total, Public Works and Civil Departments, Revenue ..	24,14,350	60,390	24,74,740	Total, Direct and Indirect Charges ..	15,47,951	38,908	15,86,859
				* Deduct—Old maintenance charges saved to Government	52,313	4,749	57,062
				Net Total ..	14,95,638	34,159	15,29,797
				Balance, net revenue	9,18,712	26,231	9,44,943
Total, Receipts ..	24,14,350	60,390	24,74,740	Grand Total ..	24,14,350	60,390	24,74,740

* Direct—		RS.
Extensions and improvements		2,566
Maintenance and repairs		640
Establishment		1,300
Tools and plant		29
		<u>4,535</u>
Indirect		214
	Total ..	<u>4,749</u>

ADMINISTRATIVE ACCOUNTS
FOR THE YEAR 1924-25.

MADRAS PRESIDENCY.

CHEYERU ANICUT SYSTEM—*Canal Project*—cont.

No. 4.—Interest Account for and to end of 1924-1925.

	Amount.		Amount.
	RS.		RS.
Total interest charges to end of 1923-1924	7,24,378	Net revenue realized to end of 1923-1924	9,18,712
Total interest charges for the year 1924-1925	17,966	Net revenue realized during 1924-1925	26,231
Balance, net revenue	2,02,599		
Total ..	9,44,943	Total ..	9,44,943

No. 5.—Account of Indirect Charges for and to end of 1924-1925

Particulars.	Previous.	1924-1925.	Total.
	RS.	RS.	RS.
CAPITAL—			
Capitalization of abatement of land revenue.	744	..	744
Leave and pension allowances	13,478	48	13,526
Audit and accounts	220	9	229
Total ..	14,442	57	14,499
REVENUE—			
Leave and pension allowances	43,314	1,379	44,693
Audit and accounts	849	243	1,092
Total ..	44,163	1,622	45,785
Grand Total ..	58,605	1,679	60,284

CHEYERU ANICUT SYSTEM—Canal Project—cont.

No. 6.—Statement comparing Charges to date with Sanctioned Estimates.

Particulars.	CHARGES AGAINST CLOSED SANCTIONS.			CURRENT SANCTIONS.			Total charges to date against old and current sanctions.	REMARKS.	
	Expenditure against construction estimate.	Expenditure against open canal sanction.	Total.	Charges to date.	Amount of sanctioned estimate.	Unspent balance of estimate.		G.O. No. and date.	Amount of estimate.
<i>Direct charges.</i>	RS.	RS.	RS.	RS.	RS.	RS.	RS.		RS.
Works	3,20,865	26,194	3,47,059	45,082	69,730	24,698	3,92,091		
Establishment	73,542	5,104	78,646	17,970	17,432	— 538	96,616		
Tools and plant	318	1,395	1,077	318		
Suspense account		
Total ..	3,94,407	31,298	4,25,705	63,320	88,557	25,237	4,89,025	Mis. 166 I., 23rd May 1922.	47,120
<i>Less—Receipts on capital account ..</i>	..	50	50	50	Mis. 209 I., 26th July 1923.	20,880
Net Total ..	3,94,407	31,248	4,25,655	63,320	88,557	25,237	4,88,975	Mis. 98 I., 3rd April 1924.	1,730
<i>Indirect charges.</i>									69,730
Capitalized abatement of land revenue ..	744	..	744	744		
Leave and pension allowances	10,296	714	11,010	2,516	..	— 2,516	13,526		
Audit and accounts	229	..	— 229	229		
Total ..	11,040	714	11,754	2,745	..	— 2,745	14,499		
Grand Total ..	4,05,447	31,962	4,37,409	66,065	88,557	22,492	5,03,474		

ADMINISTRATIVE ACCOUNTS
FOR THE YEAR 1924-25.

MADRAS PRESIDENCY.

TIRUKKÖYILŪR ANICUT SYSTEM—*Canal Project.*

No. 2.—Capital Account for and to end of 1924-1925.

Heads of account.	DIRECT CHARGES.			Cost of construction as now estimated (construction estimate closed in March 1896).	Expenditure against closed estimate.
	Previous.	1924-25.	Total		
I. Works—	RS.	RS.	RS.	RS.	RS.
(1) <i>Head works—</i>					
C. Works	1,23,263	4,592	1,27,855	1,29,233	1,23,263
Total	1,23,263	4,592	1,27,855	1,29,233	1,23,263
(2) <i>Main Canals and Branches—</i>					
B. Land	7,327	..	7,327	7,327	7,327
D. Regulators	9,304	..	9,304	9,304	9,304
E. Falls and weirs	19,421	..	19,421	19,583	12,786
F. River and hill torrent work
F. (1) Other cross drainage works	8,577	..	8,577	8,577	8,577
G. Bridges	1,453	..	1,453	1,453	1,453
H. Escapes	1,378	..	1,378	1,378	1,378
K. Buildings	1,970	..	1,970	1,970	1,970
L. Earthwork	1,06,858	..	1,06,858	1,06,858	1,06,858
N. Tanks and reservoirs	13,542	..	13,542	13,542	13,542
O. Miscellaneous	4,920	..	4,920	4,920	4,920
Total	1,74,750	..	1,74,750	1,74,915	1,68,115
(3) <i>Distributaries—</i>					
C. Works	8,904	..	8,904	8,904	8,904
L. Earthwork	1,588	..	1,588	1,588	1,588
O. Miscellaneous
Total	10,492	..	10,492	10,492	10,492
(5) Special tools and plant
Total, Works	3,08,505	4,592	3,13,097	3,14,640	3,01,870
II. ESTABLISHMENT	67,643	1,861	69,504	68,209	64,889
III. TOOLS AND PLANT	24	41	65	256	..
Grand Total	3,76,179	6,494	3,82,666	3,83,105	3,66,759
Apportionment chargeable to 49. Irrigation	33,500	..	33,500
Apportionment chargeable to 43. Irrigation—Provincial	3,33,259	..	3,33,259
Apportionment chargeable to 55-A. Irrigation—					
I. PRODUCTIVE	9,413	6,494	15,907
Total	3,76,172	6,494	3,82,666

TIRUKKOYILUR ANICUT SYSTEM—Canal Project—cont
No. 3.—Revenue Account for and to end of 1924-1925.

Receipts.	TOTAL.			Charges.	TOTAL.		
	Previous.	1924-25.	Total.		Previous.	1924-1925.	Total
I. DIRECT RECEIPTS—	RS.	RS.	RS.	I. EXTENSIONS AND IMPROVEMENTS—	RS.	RS.	RS.
5. Receipts from plantations ..	28,051	1,429	29,480	(1) Head works	4,289	..	4,289
6. Receipts from other canal produce	5,582	191	5,773	(2) Main canals and branches	47,215	2,294	49,509
9. Rents of buildings	631	2	633	(3) Distributaries	50,322	170	50,492
Fines	2	..	2	(4) Drainage and protective works	20,015	..	20,015
11. Miscellaneous	613	255	868	(5) Special tools and plants
Total, Revenue realized in Public Works Department..	34,879	1,877	36,756	Total ..	1,21,841	2,464	1,24,305
Irrigation Revenue realized in Civil Department	19,22,047	63,130	19,85,177	II. MAINTENANCE AND REPAIRS—			
Total, Direct Receipts	19,56,926	65,007	20,21,933	(1) Head works	63,013	3,047	66,060
II. INDIRECT RECEIPTS—				(2) Main canals and branches	2,60,642	8,907	2,69,549
Share of Land Revenue collected in the Civil Department ..	1,68,098	3,362	1,71,460	(3) Distributaries	1,14,406	516	1,14,922
				(4) Drainage and protective works	8,680	..	8,680
				(5) Special tools and plants
				<i>Add—Unclassifiable outlay ..</i>	1,95,063	..	1,95,063
				Total ..	6,41,804	12,470	6,54,274

Total, Public Works and Civil Departments, Revenue			Total, Extensions and Improvements and Maintenance and Repairs		
21,25,024	68,369	21,93,893	7,63,645	14,934	7,78,579
			IV. ESTABLISHMENT	2,18,619	6,056
			V. TOOLS AND PLANT	1,447	134
			VI. REFUNDS OF REVENUE	303	303
			Total, Direct Charges ..	9,84,014	21,124
			Share of collection charges in the Civil Department	1,04,507	3,325
			Indirect Charges	31,436	997
			Total, Direct and Indirect Charges ..	11,19,957	25,446
			* Deduct—Old maintenance charges saved to Government	80,041	7,304
			Net Total ..	10,39,916	18,142
			Balance, net revenue	10,85,108	50,227
			Grand Total ..	21,25,024	68,369
Total, Receipts ..	21,25,024	68,369	21,93,893		

* Direct—

	RS.
Extensions and improvements	1,972
Maintenance and repairs	2,960
Establishment	1,999
Tools and plant	44
Total ..	6,975
Indirect	329
Total, Direct and Indirect ..	7,304

TIRUKKÖYILŪR ANICUP SYSTEM—*Canal Project*—cont.

No. 4.—Interest Account for and to end of 1924–1925.

	Amount.			Amount.	
	Rs.			Rs.	
Total interest charges to end of 1923–1924.	5,60,490		Net revenue realized to end of 1923–1924.		10,85,108
Total interest charges for the year 1924–1925.	12,965		Net revenue realized during 1924–1925.		50,227
Balance, net revenue	5,61,880				
Total ..	11,35,335		Total ..		11,35,335

No. 5.—Account of Indirect Charges for and to end of 1924–1925.

Particulars.	Previous.	1924–1925.	Total.
CAPITAL—	RS.	RS.	RS.
Capitalization of abatement of land revenue.	105	..	105
Leave and pension allowances ..	9,470	261	9,731
Audit and accounts	66	46	112
Total ..	9,641	307	9,948
REVENUE—			
Capitalization of abatement of land revenue.	290	..	290
Leave and pension allowances ..	30,607	848	31,455
Audit and accounts	539	149	688
Total ..	31,436	997	32,433
Grand Total ..	41,077	1,304	42,381

TIRUKKŌYILŪR ANICUT SYSTEM—*Canal Project*—cont.

No. 6.—Statement comparing Charges to date with Sanctioned Estimates.

30

Particulars.	CHARGES AGAINST CLOSED SANCTIONS.			CURRENT SANCTIONS.			Total charges to date against old and current sanctions.	REMARKS.	
	Expenditure against construction estimate.	Expenditure against open canal sanction.	Total.	Charges to date.	Amount of sanctioned estimate.	Unspent balance of estimate.		G.O. No. and date.	Amount of estimate.
<i>Direct Charges.</i>	RS.	RS.	RS.	RS.	RS.	RS.	RS.		RS.
Works	2,01,591	1,00,279	3,01,870	11,227	12,770	1,543	3,13,097	Mis. 179 I., 11th June 1921	6,800
Establishment	46,361	18,528	64,889	4,615	3,320	— 1,295	69,504	Mis. 321 I., 23rd August 1921.	5,970
Tools and plant	65	256	191	65		
Suspense account		
Total ..	2,47,952	1,18,807	3,66,759	15,907	16,346	439	3,82,666	Total ..	12,770
Less—Receipts on Capital Account		
Net Total ..	2,47,952	1,18,807	3,66,759	15,907	16,346	439	3,82,666		
<i>Indirect Charges.</i>									
Capitalized abatement of Land Revenue	28	77	105	105		
Leave and pension allowances	6,490	2,594	9,084	647	..	— 647	9,731		
Audit and accounts	112	..	— 112	112		
Total ..	6,518	2,671	9,189	769	..	— 759	9,948		
Grand Total ..	2,54,470	1,21,478	3,75,948	16,666	16,346	— 320	3,92,614		

SHATIATOPE ANICUT SYSTEM—*Canal Project.*

No. 2.—Capital Account for and to end of 1924-1925.

Heads of account.	DIRECT CHARGES.			Cost of construction as now estimated (closed in 31st March 1895).	Expenditure against closed estimate.
	Previous.	1924-1925.	Total.		
WORKS—	RS.		RS.	RS.	RS.
(1) <i>Head Works—</i>					
C. Works	2,31,572	..	2,31,572	2,31,644	2,31,572
K. Buildings	4,819	..	4,819	6,197	4,819
Total ..	2,36,391	..	2,36,391	2,37,841	2,36,391
(2) <i>Main Canal and Branches—</i>					
A. Preliminary expenses— old outlay.	4,420	..	4,420	4,420	4,420
B. Land	1,40,970	..	1,40,970	1,40,970	1,40,970
D. Regulators	52,334	..	52,334	52,334	52,334
E. Falls and weirs	82,248	..	82,248	82,248	82,248
F. River and hill torrent works.	17,625	..	17,625	17,625	17,625
G. Bridges	30,975	..	30,975	30,975	30,975
H. Escapes	2,599	..	2,599	2,599	2,599
I. Navigation works	11,236	..	11,236	11,236	11,236
K. Buildings	8,176	..	8,176	8,176	8,176
L. Earthwork	1,73,253	..	1,73,253	1,73,253	1,73,253
N. Tanks and reservoirs	13,196	..	13,196	13,196	13,196
O. Miscellaneous	4,950	..	4,950	4,950	4,950
Total ..	5,41,982	..	5,41,982	5,41,982	5,41,982
(3) <i>Distributaries—</i>					
B. Land	1,770	..	1,770	1,770	1,770
C. Works	20,439	..	20,439	20,439	20,439
L. Earthwork	6,512	..	6,512	6,512	6,512
O. Miscellaneous	3,312	..	3,312	3,312	3,312
Total ..	32,033	..	32,033	32,033	32,033
(4) <i>Drainage—</i>					
C. Works	84	..	84	23,000	..
(5) <i>Special Tools and Plant—</i>					
Total works ..	8,10,490	..	8,10,490	8,34,866	8,10,406
II. ESTABLISHMENT	1,04,760	..	1,04,760	1,10,262	1,04,724
III. TOOLS AND PLANT	115	..	115	459	115
Grand Total ..	9,15,365	..	9,15,365	9,45,607	9,15,245
<i>Apportionment—</i>					
Chargeable to 49. Irrigation ..	4,03,811	..	5,03,811
Do. 43. do.
Provincial	4,07,014	..	4,07,014
Chargeable to 35. Provincial— Irrigation Works—Imperial.	4,420	..	4,420
Do. to 55-A Irrigation— I. Productive	120	..	120
Total ..	9,15,365	..	9,15,365

SHATIATOPE ANICUT SYSTEM—Canal Project—cont.
No. 3.—Revenue Account for and to end of 1924-1925.

ADMINISTRATIVE ACCOUNTS
FOR THE YEAR 1924-25.

229

MADRAS PRESIDENCY.

Receipts.	TOTAL.			Charges.	TOTAL.		
	Previous.	1924-1925	Total.		Previous.	1924-1925.	Total.
I. DIRECT RECEIPTS—	RS.	RS.	RS.	I. EXTENSIONS AND IMPROVEMENTS—	RS.	RS.	RS.
5. Receipts from plantations	13,995	978	14,973	(1) Head works	3,982	3,035	7,017
6. Receipts from other canal produce	4,467	72	4,539	(2) Main canals and branches	36,853	1,522	38,375
9. Rents of buildings	1,040	64	1,104	(3) Distributaries	24,481	777	25,258
10. Fines	4	..	4	(4) Drainage and protective works	661	..	661
11. Miscellaneous	605	— 133	472	(5) Special tools and plant
Deduct—Refunds	1	..	1	Add—Unclassifiable outlay	- 21,316	..	21,316
Total Revenue realized in Public Works Department.	20,110	981	21,091	Total ..	87,293	5,334	92,627
Irrigation Revenue realized in Civil Department ..	44,71,395	1,28,193	45,99,589	II. MAINTENANCE AND REPAIRS—			
Total Direct Receipts ..	44,91,506	1,29,174	46,20,680	(1) Head works	91,364	2,768	94,132
				(2) Main canals and branches	2,98,408	10,207	3,08,615
				(3) Distributaries	89,990	4,994	94,984
				(4) Drainage and protective works	2,934	..	2,934
				(5) Special tools and plant
				Add—Unclassifiable outlay	2,87,678	..	2,87,678
				Total ..	7,70,374	17,969	7,88,343
				Total, Extensions and Improvements and Maintenance and Repairs ..	8,57,667	23,303	8,80,970
				IV. ESTABLISHMENT	2,72,616	9,452	2,82,068

SHATIATOPE ANICUT SYSTEM—*Canal Project*—cont.

No. 3.—Revenue Account for and to end of 1924-1925—cont.

Receipts.	TOTAL.			Charges.	TOTAL.		
	Previous.	1924-1925.	Total.		Previous.	1924-1925.	Total.
II. INDIRECT RECEIPTS—	RS.			V. TOOLS AND PLANT	RS.	RS.	RS.
Share of land revenue collected in the Civil Department.	11,39,123	15,209	11,54,332	VI. REFUNDS OF REVENUE	1,841	209	2,050
					249	..	249
				Total, Direct Charges	11,32,373	32,964	11,65,337
				Share of collection charges in the Civil Department	2,30,525	7,170	2,37,695
				Indirect charges	39,297	1,556	40,853
Total, Public Works and Civil Departments, Revenue	56,30,629	1,44,383	57,75,012	Total, Direct and Indirect Charges .	14,52,195	41,690	14,93,885
				* <i>Deduct</i> —Old maintenance charges saved to Government	26,681	2,434	29,115
				Total ..	14,25,514	39,256	14,64,770
				Balance, net revenue	42,05,115	1,06,127	43,10,242
Total, Receipts ..	56,30,629	1,44,383	57,75,012	Grand Total ..	56,30,629	1,44,383	57,75,012

* Direct—						RS.	
Extensions and improvements	64
Maintenance and repairs	1,530
Establishment	666
Tools and plant	15
							<hr/>
							2,325
Indirect	109
							<hr/>
				Total ..			2,434

SHATIATOPE ANICUT SYSTEM—*Canal Project*—cont.

No. 4.—Interest Account for and to end of 1924-1925.

	Amount.		Amount.
	RS.		RS.
Total interest charges to end of 1923-1924.	8,51,942	Net revenue realized to end of 1923-1924.	42,05,115
Total interest charges for the year 1924-1925.	30,441	Net revenue realized during 1924-1925.	1,05,127
Balance net revenue	36,27,559		
Total ..	43,10,242	Total ..	43,10,242

No. 5.—Account of Indirect Charges for and to end of 1924-1925.

Particulars.	Previous.	1924-1925.	Total.
CAPITAL—	RS.	RS.	RS.
Capitalized abatement of land revenue	42,609	..	42,609
Leave and pension allowances	14,667	..	14,667
Audit and accounts	1	..	1
Total ..	57,277	..	57,277
REVENUE—			
Capitalized abatement of land revenue	379	..	379
Leave and pension allowances	38,163	1,323	39,486
Audit and accounts	755	283	988
Total ..	39,297	1,556	40,853
Grand Total ..	96,574	1,556	98,130

SHATIA TOFE ANICUT SYSTEM—Canal Project—cont.

No. 6.—Statement comparing Charges to date with Sanctioned Estimates.

Particulars.	CHARGES AGAINST CLOSED SANCTIONS.			CURRENT SANCTIONS.			Total charges to date against old and current sanctions.	REMARKS.	
	Expenditure against construction estimate.	Expenditure against open canal sanction.	Total.	Charges to date.	Amount of sanctioned estimate.	Unspent balance of estimate.		G.O. No. and date.	Amount of estimate
<i>Direct Charges.</i>	RS.	RS.	RS.	RS.	RS.	RS.	RS.		RS.
Works	1,09,182	7,01,224	8,10,406	84	24,460	24,366	8,10,490		
Establishment	24,702	80,022	1,04,724	36	5,538	5,502	1,04,760	Mis. 136 I., 26th April 1920.	23,000
Tools and plant	115	115	..	374	374	115		
Suspense account	Mis. 261 I., 24th July 1924.	1,450
Total	1,33,884	7,81,361	9,15,245	120	30,362	30,242	9,15,865		24,450
Less—Receipts on Capital account		
Net Total	1,33,884	7,81,361	9,15,245	120	30,362	30,242	9,15,365		
<i>Indirect Charges.</i>									
Capitalized abatement of land revenue	42,609	42,609	42,609		
Leave and pension allowances	3,457	11,205	14,662	5	..	5	14,667		
Audit and accounts	1	..	1	1		
Total	3,457	53,814	57,271	6	..	6	57,277		
Grand Total	1,37,341	8,35,175	9,72,516	126	30,362	30,236	9,72,642		

TOLUDUR PROJECT—*Tank Project.*

No. 2.—Capital Account for and to end of 1924-1925.

Heads of account.	DIRECT CHARGES.			Cost of construction as now estimated.	Expenditure against closed estimate.
	Previous.	1924-1925.	Total.		
1	2	3	4	5	6
I. WORKS—	RS.	RS.	RS.	RS.	
(1) <i>Head Works—</i>					
A. Preliminary expenses	8,346	56	8,402	9,500	..
B. Land	58,786	— 8,300	50,486	66,750	..
C. Works	4,49,055	4,177	4,53,230	5,94,560	..
K. Buildings	21,002	..	21,002	21,000	..
L. Earthwork	7,93,807	35,304	8,29,111	11,65,600	..
O. Miscellaneous	7,076	..	7,076	11,900	..
P. Maintenance	5,228	— 421	4,807	5,000	..
Unforeseen works	5,000	..
Total	13,43,298	30,816	13,74,114	18,79,310	..
(2) <i>Main Canals and Branches—</i>					
A. Preliminary expenses.	1,176	9	1,185	5,890	..
B. Land	38,398	..	38,398	56,700	..
C. Works
D. Regulators	17,871	1,030	18,901	33,600	..
E. Falls and weirs	23,534	54	23,638	25,200	..
F. (1) Other cross drainage works.	8,675	..	8,675	14,280	..
G. Bridges	8,853	..	8,853	20,200	..
K. Buildings
L. Earthwork	51,386	656	52,042	61,880	..
O. Miscellaneous	1,073	148	1,220	2,300	..
P. Maintenance	3,420	..	3,420	4,950	..
Unforeseen works.	14,780	..
Total	1,54,435	1,897	1,56,332	2,40,690	..
(3) <i>Distributaries—</i>					
A. Preliminary expenses.	971	..	971	1,200	..
B. Land	38,688	..	38,688	74,500	..
C. Works	39,160	3,052	42,212	72,400	..
L. Earthwork
O. Miscellaneous
P. Maintenance
Unforeseen works	2,900	..
Total	78,819	3,052	81,871	1,51,000	..
(5) <i>Special Tools and Plant—</i>	3,340	— 8,839	— 5,499
Provision for unforeseen works
Total, Works	15,79,892	26,926	16,06,818	22,71,000	..

TOLUDUR PROJECT—*Tank Project*—cont.

No. 2.—Capital Account for and to end of 1924-1925—cont.

Heads of account.	DIRECT CHARGES.			Cost of construction as now estimated.	Expenditure against closed estimate.
	Previous.	1924-1925.	Total.		
1	2	3	4	5	6
II. ESTABLISHMENT ..	RS. 4,61,388	RS. 10,921	RS. 4,72,259	RS. 3,89,772	..
III. TOOLS AND PLANT ..	3,05,729	242	3,05,971	3,01,809	..
(a) Grand Total	23,46,959	38,089	23,85,048	29,62,081	..
V. Less—Receipts on capital account.	7,521	272	7,800	2,081	..
(a) Net Total ..	23,39,438	37,810	23,77,248	29,60,000	..
Chargeable to 49. Irrigation Works.	17,48,578	..	17,48,578
Chargeable to 55-A. Irrigation Works—Productive.	5,90,860	37,810	6,28,670
Total ..	23,39,438	37,810	23,77,248

TOLUDUR PROJECT—*Tank Project*—cont.

No. 3.—Revenue Account for and to end of 1924–1925.

ADMINISTRATIVE ACCOUNTS
FOR THE YEAR 1924–25.

235

MADRAS PRESIDENCY

Receipts.	TOTAL.			Charges.	TOTAL.		
	Previous.	1924–1925.	Total.		Previous.	1924–1925.	Total.
	RS.	RS.	RS.		RS.	RS.	RS.
DIRECT RECEIPTS—				I. EXTENSIONS AND IMPROVEMENTS—			
6. Receipts from other canal produce	(1) Head works	1,895	10	1,905
9. Rents of buildings	(2) Main canals and branches
11. Miscellaneous	(3) Distributaries
				(4) Drainage and protective works
				(5) Special tools and plant
				Total ..	1,895	10	1,905
				II. MAINTENANCE AND REPAIRS—			
Total, Revenue realized in Public Works Department	(1) Head works	4,240	4,240
Irrigation Revenue realized in Civil Department	47,188	47,188	(2) Main canals and branches	361	361
				(3) Distributaries	42	42
				(4) Drainage and protective works
				(5) Special tools and plant
				<i>Add—Unclassifiable outlay</i>
				Total	4,643	4,643
Total, Direct Receipts	47,188	47,188	Total, Extensions and Improvements and Maintenance and Repairs	1,895	4,653	6,548
II. INDIRECT RECEIPTS—				IV. ESTABLISHMENT	706	1,887	2,593
Share of Land Revenue collected in the Civil Department	V. TOOLS AND PLANT	24	42	66
				VI. REFUNDS OF REVENUE
Total, Public Works and Civil Departments, Revenue	47,188	47,188	Total, Direct Charges ..	2,625	6,582	9,207
				Share of collection charges in the Civil Department	2,359	2,359
Total, Receipts	Indirect Charges	118	311	429
Net deficit, if any	Total, Direct and Indirect Charges ..	2,743	9,252	11,995
				Balance, net revenue ..	— 2,743	37,936	35,193
Total, Receipts	47,188	47,188	Grand Total	47,188	47,188

31

TOLUDUR PROJECT—*Tank Project*—cont.

No. 4.—Interest Accounts for and to end of 1924-1925.

	Amount.		Amount.
	RS.		RS.
Total interest charges to end of 1923-1924	5,39,524	Net revenue realized to end of 1923-1924	— 2,743
Total interest charges for the year 1924-1925	1,20,605	Net revenue realized during 1924-1925	37,936
		Balance net interest charges ..	6,24,936
Total ..	6,60,129	Total ..	6,60,129

No. 5.—Account of Indirect Charges for and to end of 1924-1925.

Particulars.	Previous.	1924-1925.	Total.
CAPITAL—	RS.	RS.	RS.
Capitalization of abatement of land revenue ..	1,80,294	..	1,80,294
Leave and pension allowances	64,587	1,529	66,116
Audit and accounts	4,300	269	4,569
Total ..	2,49,181	1,798	2,50,979
REVENUE—			
Capitalization of abatement of land revenue
Leave and pension allowances	99	264	363
Audit and accounts	19	47	66
Total ..	118	311	429
Grand Total ..	2,49,299	2,109	2,51,408

TOLUDUR PROJECT—*Tank Project*—cont.

No. 6.—Statement comparing Charges to date with Sanctioned Estimates.

Particulars.	CHARGES AGAINST CLOSED SANCTIONS.			CURRENT SANCTIONS.			Total charges to date against old and current sanctions.	REMARKS.	
	Expenditure against construction estimate.	Expenditure against open canal sanction.	Total.	Charges to date.	Amount of sanctioned estimate.	Unspent balance of estimate.		G.O. No. and date.	Amount of estimate
<i>Direct Charges.</i>				RS.	RS.	RS.	RS.	<i>Direct.</i>	RS.
Works	16,06,818	22,71,000	6,64,182	16,06,818	111 I., dated 20th March 1918.	22,71,000
Establishment	4,72,259	3,89,772	— 82,487	4,72,259		
Tools and plant	3,05,971	3,01,309	— 4,662	3,05,971		
Suspense account	<i>Indirect</i>	2,50,000
Total ..				23,85,048	29,62,081	5,77,033	23,85,048		
<i>Less—Receipts on Capital Account.</i>				7,800	2,081	— 5,719	7,800		
Net Total ..				23,77,248	29,60,000	5,82,752	23,77,248		
<i>Indirect Charges.</i>									
Capitalized abatement of land revenue.	1,80,294	1,95,432	15,138	1,80,294		
Leave and pension allowances	66,116	54,568	— 11,548	66,116		
Audit and accounts	4,569	..	— 4,569	4,569		
Total ..				2,50,979	2,50,000	— 979	2,50,979		
Grand Total ..				26,28,227	32,10,000	5,81,773	26,28,227		

ADMINISTRATIVE ACCOUNTS
FOR THE YEAR 1924-25.

237

MADRAS PRESIDENCY.

MEHAMATTUR ANICUT SYSTEM—*Canal Project.*

No. 2.—Capital Account for and to end of 1924-1925.

Heads of account.	DIRECT CHARGES.			Cost of construction as now estimated (construction estimate closed in March 1891).	Expenditure against closed estimate.
	Previous.	1924-1925.	Total.		
f. WORKS—	RS.		RS.	RS.	RS.
(1) <i>Head Works—</i>					
C. Works ..	56,967	..	56,967	56,967	56,967
(2) <i>Main canals and branches—</i>					
E. Falls and weirs ..	1,844	..	1,844	1,844	1,844
(3) <i>Distributaries—</i>					
C. Works ..	563	..	563	563	563
Total, Works ..	59,374	..	59,374	59,374	59,374
II. ESTABLISHMENT ..	13,990	..	13,990	13,990	13,990
III. TOOLS AND PLANT ..	8	..	8	8	8
(a) Grand Total ..	73,372	..	73,372	73,372	73,372
Chargeable to 43. Provincial Irrigation ..	72,538	..	72,538
Chargeable to 55-A. Irrigation—1. Productive ..	834	..	834
Total ..	73,372	..	73,372

MEHAMATTUR ANICUT SYSTEM—*Canal Project*—cont.

No. 3.—Revenue Account for and to end of 1924-1925.

Receipts.	TOTAL.			Charges.	TOTAL.		
	Previous.	1924-1925.	Total.		Previous.	1924-1925.	Total.
I. DIRECT RECEIPTS—	RS.	RS.	RS.	I. EXTENSIONS AND IMPROVEMENTS—	RS.	RS.	RS.
5. Receipts from plantations ..	1,198	20	1,218	(1) Head works	2,920	..	2,920
6. Receipts from other canal produce	2,449	141	2,590	(2) Main canals and branches	12,384	..	13,384
9. Rents of buildings ..	91	1	92	(3) Distributaries	5,042	36	5,078
11. Miscellaneous	45	3	48	(4) Drainage and protective works
Total, Revenue realized in Public Works Department	3,783	165	3,948	(5) Special tools and plant
Irrigation revenue realized in Civil Department	6,01,937	20,445	6,22,382	<i>Add</i> —Unclassifiable outlay	9,521	..	9,521
Total. Direct receipts.	6,05,720	20,610	6,26,330	Total ..	30,867	36	30,903
				II. MAINTENANCE AND REPAIRS—			
				(1) Head works	41,943	1,203	43,146
				(2) Main canals and branches	54,829	861	55,690
				(3) Distributaries	24,803	953	25,756
				(4) Drainage and protective works
				(5) Special tools and plant
				<i>Add</i> —Unclassifiable outlay	45,826	..	45,826
				Total ..	1,67,401	3,017	1,70,418
				Total, Extensions and Improvements and Maintenance and Repairs ..	1,98,268	3,053	2,01,321
				IV. ESTABLISHMENT	47,793	1,238	49,031
				V. TOOLS AND PLANT	299	27	326
				VI. REFUNDS OF REVENUE	4	..	4
				Total, Direct Charges ..	2,46,364	4,318	2,50,682

MEHAMATTUR ANICUT SYSTEM—*Canal Project*—cont.

No. 3.—Revenue Account for and to end of 1924-1925—cont.

Receipts.	TOTAL.			Charges.	TOTAL.		
	Previous.	1924-1925.	Total.		Previous.	1924-1925.	Total.
I I. INDIRECT RECEIPTS—	RS.	RS.	RS.		RS.	RS.	RS.
Share of land revenue collected in the Civil Department ..	3,027	51	3,078	Share of collection charges in the Civil Department	30,248	1,025	31,273
Total, Public Works and Civil Departments, Revenue ..	6,08,747	20,661	6,29,408	Indirect charges	7,165	203	7,368
				Total, Direct and Indirect Charges ..	2,83,777	5,546	2,89,323
				Deduct.—Old maintenance charges saved to Government (a)	20,047	940	20,987
				Net Total ..	2,63,730	4,606	2,68,336
Total, Receipts ..	6,08,747	20,661	6,29,408	Balance, net revenue	3,45,017	16,055	3,61,072
				Grand Total ..	6,08,747	20,661	6,29,408

(a) Extensions and improvements	RS.	126
Maintenance and repairs	510	
Establishment	257	
Tools and plant	5	
	<hr/>	
Total, Direct Charges	898	
Indirect charges	42	
	<hr/>	
Grand Total	940	

ADMINISTRATIVE ACCOUNTS
FOR THE YEAR 1924-25.

MADRAS PRESIDENCY.

MEHAMATTUR ANICUT SYSTEM—*Canal Project*—cont.

No. 4.—Interest Account for and to end of 1924-1925.

	Amount.		Amount.
	RS.		RS.
Total interest charges to end of 1923-1924.	1,44,404	Net revenue realized to end of 1923-1924.	3,45,017
Total interest charges for the year 1924-1925.	2,512	Net revenue realized during 1924-1925.	16,055
Balance, net revenue	2,14,156		
Total ..	3,61,072	Total ..	3,61,072

No. 5.—Account of Indirect Charges for and to end of 1924-1925.

Particulars.	Previous.	1924-1925.	Total.
	RS.	RS.	RS.
CAPITAL—			
Capitalization of abatement of land revenue.	45	..	45
Leave and pension allowances	1,958	..	1,958
Audit and accounts	6	..	6
Total ..	2,009	..	2,009
REVENUE—			
Capitalization of abatement of land revenue.	354	..	354
Leave and pension allowances	6,687	173	6,860
Audit and accounts	124	30	154
Total ..	7,165	203	7,368
Grand Total ..	9,174	203	9,377

MEHAMATTUR ANICUT SYSTEM—*Canal Project*—cont.

No. 6.—Statement comparing Charges to date with Sanctioned Estimates.

Particulars.	CHARGES AGAINST CLOSED SANCTIONS.			CURRENT SANCTIONS.			Total charges to date against old and current sanctions.	REMARKS.	
	Expenditure against construction estimate.	Expenditure against open canal sanction.	Total.	Charges to date.	Amount of sanctioned estimate.	Unspent balance of estimate.		G.O. No. and date.	Amount of estimate.
<i>Direct Charges.</i>	RS.	RS.	RS.	RS.	RS.	RS.	RS.		
Works	56,289	3,085	59,374	59,374		
Establishment	12,946	1,044	13,990	13,990		
Tools and plant	8	8	8		
Suspense account		
Total ..	69,235	4,137	73,372	73,372		
Less—Receipts on Capital Account		
Net Total ..	69,235	4,137	73,372	73,372		
<i>Indirect Charges.</i>									
Capitalized abatement of land revenue	45	45	45		
Leave and pension allowances	1,812	146	1,958	1,958		
Audit and accounts	6	6	6		
Total ..	1,812	197	2,009	2,009		
Grand Total ..	71,047	4,334	75,381	75,381		

ADMINISTRATIVE ACCOUNTS
FOR THE YEAR 1924-25.

MADRAS PRESIDENCY.

VRIDDHACHALAM ANICUT SYSTEM—*Canal Project.*

No. 2.—Capital Account for and to end of 1924-1925.

Heads of account.	DIRECT CHARGES.			Cost of construction as now estimated (construction estimate closed in March 1893).	Expenditure against closed estimate.
	Previous.	1924-1925.	Total.		
I. WORKS—	RS.		RS.	RS.	RS.
(1) <i>Head Works—</i>					
B. Land
C. Works	58,094	..	58,094	58,094	58,094
O. Miscellaneous
Total	58,094	..	58,094	58,094	58,094
(2) <i>Main Canals and Branches—</i>					
B. Land	158	..	158	158	158
D. Regulators	4,049	..	4,049	4,049	4,049
E. Falls and Weirs	6,315	..	6,315	6,315	6,315
L. Earthwork
Total	10,522	..	10,522	10,522	10,522
Total, Works	68,616	..	68,616	68,616	68,616
II. ESTABLISHMENT	15,575	..	15,575	15,575	15,575
III. TOOLS AND PLANT
Grand Total *	84,191	..	84,191	84,191	84,191

* Chargeable to "43. Minor Works and Navigation—Provincial."

VRIDDHACHALAM ANICUT SYSTEM—*Canal Project*—cont.
No. 3.—Revenue Account for and to end of 1924-1925.

Receipts.	TOTAL.			Charges.	TOTAL.		
	Previous.	1924-1925.	Total.		Previous.	1924-1925.	Total.
	RS.	RS.	RS.		RS.	RS.	RS.
I. DIRECT RECEIPTS—				I. EXTENSIONS AND IMPROVEMENTS—			
5. Receipts from plantations	2,981	176	3,107	(1) Head works	6,629	106	6,735
6. Receipts from other canal produce	2,113	284	2,397	(2) Main canals and branches	17,900	371	18,271
9. Rents of buildings	50	1	51	(3) Distributaries	9,516	554	10,070
11. Miscellaneous	78	98	176	(4) Drainage and protective works
<i>Deduct—Refunds</i>	29	36	65	(5) Special tools and plant
Total, Revenue realized in Public Works Department	5,143	523	5,666	<i>Add—Unclassifiable outlay</i>	1,968	..	1,968
Irrigation revenue realized in Civil Department	9,21,655	31,107	9,52,762	Total ..	36,013	1,631	37,044
Total, Direct Receipts	9,26,798	31,630	9,58,428	II. MAINTENANCE AND REPAIRS—			
II. INDIRECT RECEIPTS—				(1) Head works	48,575	1,000	49,575
Share of land revenue collected in the Civil Department	19,754	294	20,048	(2) Main canals and branches	67,347	2,575	69,922
Total, Public Works and Civil Departments, Revenue	9,46,552	31,924	9,78,476	(3) Distributaries	41,528	1,500	43,028
Total, Receipts	9,46,552	31,924	9,78,476	(4) Drainage and protective works	1,089	..	1,089
				(5) Special tools and plant
				<i>Add—Unclassifiable outlay</i>	53,862	..	53,862
				Total ..	2,12,401	5,075	2,17,476
				Total, Extensions and Improvements and Maintenance and Repairs	2,48,414	6,106	2,54,520
				IV. ESTABLISHMENT	59,440	2,476	61,916
				V. TOOLS AND PLANT	427	55	482
				VI. REFUNDS OF REVENUE
				Total, Direct Charges ..	3,08,281	8,637	3,16,918
				Share of collection charges in the Civil Department	47,069	1,570	48,639
				Indirect charges	8,536	408	8,944
				Total, Direct and Indirect charges ..	3,63,886	10,615	3,74,501
				Balance, net revenue	5,82,666	21,309	6,03,976
				Grand Total ..	9,46,552	31,924	9,78,476

ADMINISTRATIVE ACCOUNTS
FOR THE YEAR 1924-25.

MADRAS PRESIDENCY.

VRIDDHACHALAM ANICUT SYSTEM—*Canal Project*—cont.

No. 4.—Interest Account for and to end of 1924-1925.

	Amount.		Amount.
	RS.		RS.
Total interest charges to end of 1923-1924	1,27,035	Net revenue realized to end of 1923-1924.	5,82,666
Total interest charges for the year 1924-1925.	2,799	Net revenue realized during 1924-1925.	21,309
Balance, net revenue	4,74,141		
Total ..	6,03,975	Total ..	6,03,975

No. 5.—Account of Indirect Charges for and to end of 1924-1925.

Particulars.	Previous.	1924-1925.	Total.
	RS.	RS.	RS.
CAPITAL—			
Capitalization of abatement of land revenue ..	314	..	314
Leave and pension allowances	2,180	..	2,180
Audit and accounts
Total ..	2,494	..	2,494
REVENUE—			
Capitalization of abatement of land revenue ..	97	..	97
Leave and pension allowances	8,318	347	8,665
Audit and accounts	121	61	182
Total ..	8,536	408	8,944
Grand Total ..	11,030	408	11,438

VRIDDHACHALAM ANICUT SYSTEM—Canal Project—cont.

No. 6.—Statement comparing Charges to date with Sanctioned Estimates.

Particulars.	CHARGES AGAINST CLOSED SANCTIONS.			CURRENT SANCTIONS.			Total charges to date against old and current sanctions.	REMARKS.	
	Expenditure against construction estimate.	Expenditure against open canal sanction.	Total.	Charges to date.	Amount of sanctioned estimate.	Unspent balance of estimate.		G.O. No. and date.	Amount of estimate.
<i>Direct Charges.</i>	RS.	RS.	RS.				RS.		
Works	39,405	29,211	68,616	68,616		
Establishment	9,063	6,512	15,575	15,575		
Tools and plant		
Suspense account		
Total ..	48,468	35,723	84,191	84,191		
<i>Less—Receipts on Capital Account</i>		
Net Total ..	48,468	35,723	84,191	84,191		
<i>Indirect Charges.</i>									
Capitalized abatement of land revenue	314	314	314		
Leave and pension allowances	1,269	911	2,180	2,180		
Total ..	1,269	1,225	2,494	2,494		
Grand Total ..	49,737	36,948	86,685	86,685		

ADMINISTRATIVE ACCOUNTS
 FOR THE YEAR 1924-25.

MADRAS PRESIDENCY.

LOWER COLeroon ANICUT SYSTEM—*Canal Project.*

No. 2.—Capital Account for and to end of 1924-1925.

Heads of account.	DIRECT CHARGES.			Cost of construction as now estimated. Construction estimate closed on 30th June 1903.	Expenditure against closed estimate.
	Previous.	1924-1925.	Total.		
I. WORKS—	RS.	RS.	RS.	RS.	RS.
1) Head Works—					
C. Works	10,39,467	..	10,39,467	10,39,467	10,39,467
K. Buildings	7,572	..	7,572	7,572	7,572
L. Earthwork
O. Miscellaneous	— 108	..	— 108	— 108	— 108
Total	10,46,931	..	10,46,931	10,46,931	10,46,931
2) Main Canals and Branches—					
A. Preliminary expenses.	3,089	..	3,089	3,089	3,089
B. Land	25,161	7	25,168	34,812	25,161
C. Works
D. Regulators	51,822	..	51,822	1,45,088	51,822
E. Falls and weirs	13,410	..	13,410	13,410	13,410
F. (1) Other cross drainage works.	8,062	..	8,062	20,812	8,062
G. Bridges	12,363	..	12,363	12,363	12,363
K. Buildings	2,218	..	2,218	2,218	2,218
L. Earthwork	1,71,128	29	1,71,155	3,35,099	1,71,128
N. Tank and reservoirs.	4,515	..	4,515	4,515	4,515
O. Miscellaneous	4,816	..	4,816	12,816	4,816
Total	2,96,582	36	2,96,618	5,84,222	2,96,582
3 Distributaries—					
B. Land	5,008	..	5,008	5,008	5,008
C. Works	25,575	..	25,575	25,575	25,575
L. Earthwork	1,012	..	1,012	1,012	1,012
Total	31,595	..	31,595	31,595	31,595
(4) Drainage and Protective Works—					
B. Land	37,013	..	37,013	37,013	37,013
C. Works	58,443	..	58,443	58,443	58,443
L. Earthwork	76,522	..	76,522	76,522	76,522
O. Miscellaneous	1,329	..	1,329	1,329	1,329
Total	1,73,307	..	1,73,307	1,73,307	1,73,307
(5) Special Tools and Plant—
Provision for unforeseen works.
Total, Works	15,48,415	36	15,48,451	18,26,055	15,48,415

LOWER COLEROON ANICUT SYSTEM—*Canal Project*—cont.
 No. 2.—Capital Account for and to end of 1924-1925—cont.

Heads of account.	DIRECT CHARGES.			Cost of construction as now estimated. Construction estimate closed on 30th June 1905.	Expenditure against closed estimate.
	Previous	1924-1925.	Total.		
II. ESTABLISHMENT	RS. 3,09,063	RS. 15	RS. 3,09,078	RS. 3,80,991	RS. 3,09,063
III. TOOLS AND PLANT ..	14,079	..	14,079	19,866	14,079
Grand Total ..	18,71,557	51	18,71,608	22,36,912	18,71,557
<i>Apportionment—</i>					
Chargeable to 49. Irrigation.	3,81,952	..	3,81,952
Chargeable to 43. Irrigation—Provincial.	14,89,605	..	14,89,605
Chargeable to 55-A. Irrigation—Productive.	..	51	51
Total ..	18,71,557	51	18,71,608

LOWER COLeroon ANICUT SYSTEM—*Canal Project*—cont.

No. 3.—Revenue Account for and to end of 1924-1925.

ADMINISTRATIVE ACCOUNTS
FOR THE YEAR 1924-25.

249

MADRAS PRESIDENCY.

Receipts.	TOTAL.			Charges.	TOTAL.		
	Previous.	1924-1925.	Total.		Previous.	1924-1925.	Total.
	RS.	RS.	RS.		RS.	RS.	RS.
I. DIRECT RECEIPTS—				I. EXTENSIONS AND IMPROVEMENTS—			
2. Owners' rates	120	120	(1) Head works	1,68,866	..	1,68,866
6. Receipts from plantations ..	40,269	2,545	42,814	(2) Main canals and branches ..	1,49,934	1,43,980	2,93,914
6. Receipts from other canal produce ..	30,846	1,423	32,269	(3) Distributaries	46,916	315	47,231
9. Rents of buildings.	2,817	331	3,148	(4) Drainage and protective works ..	2,768	..	2,768
11. Miscellaneous ..	9,964	998	10,962	(5) Special tools and plant ..	— 1,800	..	— 1,800
<i>Deduct—Refunds ..</i>	291	71	362	<i>Add—Unclassifiable outlay ..</i>	24,873	..	24,873
				Total ..	3,91,557	1,44,295	5,35,852
				II. MAINTENANCE AND REPAIRS—			
				(1) Head works	1,66,099	3,821	1,69,920
				(2) Main canals and branches ..	9,46,353	1,94,006	11,40,358
				(3) Distributaries	2,92,762	12,046	3,04,828
				(4) Drainage and protective works ..	11,327	765	12,092
				(5) Special tools and plant
				<i>Add—Unclassifiable outlay ..</i>	4,82,053	..	4,82,053
				Total ..	18,98,594	2,10,657	21,09,251
Total, Revenue realized in Public Works Department ..	83,605	5,346	88,951	Total, Extensions and Improvements and Maintenance and Repairs	22,90,151	3,54,952	26,45,103
Irrigation revenue realized in Civil Department ..	1,50,68,453	3,58,175	1,54,26,628	IV. ESTABLISHMENT	7,38,741	85,284	8,24,025
				V. TOOLS AND PLANT	6,045	1,234	7,279
				VI. REFUNDS OF REVENUE	423	..	423
				<i>Deduct—Recoveries of expenditure on revenue account</i>	<i>48</i>	<i>..</i>	<i>48</i>
Total, Direct Receipts ..	1,51,52,068	3,63,521	1,55,15,579	Total, Direct Charges ..	30,35,312	4,41,470	34,76,782

LOWER COLEROON ANICUT SYSTEM—*Canal Project*—cont.
No. 3.—Revenue Account for and to end of 1924-1925—cont.

Receipts.	TOTAL.			Charges.	TOTAL.		
	Previous.	1924-1925.	Total.		Previous.	1924-1925.	Total.
II. INDIRECT RECEIPTS—	RS	RS.	RS.		RS.	RS.	RS.
Share of land revenue collected in the Civil Department ..	36,30,188	51,510	36,81,698	Share of collection charges in the Civil Department	2,34,933	20,484	9,55,417
				Indirect charges	1,19,650	15,489	1,35,139
				Total, Direct and Indirect Charges ..	40,89,895	4,77,413	45,67,338
Total, Public Works and Civil Departments, Revenue	1,87,82,246	4,15,031	1,91,97,277	* <i>Deduct</i> —Old maintenance charges saved to Government	1,18,121	8,994	1,27,115
				Net Total ..	39,71,774	4,68,449	44,40,223
				Balance, net revenue	1,48,10,472	— 53,418	1,47,57,054
Total, Receipts ..	1,87,82,246	4,15,031	1,91,97,277	Grand Total ..	1,87,82,246	4,15,031	1,91,97,277

* Direct—

Extensions and improvements	RS.
Maintenance and repairs	2,427
Establishment	4,852
Tools and plant	1,426
	15
	<u>8,721</u>
Indirect	273
	<u>8,994</u>
Total ..	8,994

ADMINISTRATIVE ACCOUNTS
FOR THE YEAR 1924-25.

MADRAS PRESIDENCY.

LOWER COLEROON ANICUT SYSTEM—*Canal Project*—cont.

No. 4.—Interest Account for and to end of 1924-1925

	Amount.		Amount.
	RS.		RS.
Total interest charges to end of 1923-1924.	22,55,537	Net revenue realized to end of 1923-1924.	1,48,10,472
Total interest charges for the year 1924-1925.	62,289	Net revenue realized during 1924-1925.	— 53,418
Balance net revenue	1,24,39,228		
Total	1,47,57,054	Total ..	1,47,57,054

No. 5.—Account of Indirect Charges for and to end of 1924-1925.

Particulars.	Previous.	1924-1925.	Total.
	RS.	RS.	RS.
CAPITAL—			
Capitalization of abatement of land revenue.	28,068	..	28,068
Leave and pension allowances	43,267	2	43,269
Audit and accounts
Total ..	71,335	2	71,337
REVENUE—			
Capitalization of abatement of land revenue.	12,916	..	12,916
Leave and pension allowances	1,03,421	11,940	1,15,361
Audit and accounts	3,313	3,549	6,862
Total ..	1,19,650	15,489	1,35,139
Grand Total ..	1,90,985	15,491	2,06,476

LOWER COLEROON ANICUT SYSTEM—Canal Project—cont.
No. 6.—Statement comparing Charges to date with Sanctioned Estimates.

Particulars.	CHARGES AGAINST CLOSED SANCTIONS.			CURRENT SANCTIONS.			Total charges to date against old and current sanctions.	REMARKS.	
	Expenditure against construction estimate.	Expenditure against open canal sanction.	Total.	Charges to date.	Amount of sanctioned estimate.	Unspent balance of estimate.		G.O. No. and date.	Amount of estimate
<i>Direct charges.</i>	RS.	RS.	RS.	RS.	RS.	RS.	RS.		RS.
Works	10,67,518	4,80,897	15,48,415	36	2,87,640	2,87,604	15,48,451	Mis 276 I., dated 12th October 1923.	7,250
Establishment	2,32,629	76,434	3,09,063	15	71,928	71,913	3,09,078		
Tools and plant	14,059	20	14,079	..	5,787	5,787	14,079		
Suspenses account		
Total ..	13,14,206	5,57,351	18,71,557	51	3,65,355	3,65,304	18,71,608		
Less—Receipts on Capital Account.	Mis. 277 I., dated 15th October 1923.	4,890
Net Total ..	13,14,206	5,57,351	18,71,557	51	3,65,355	3,65,304	18,71,608		
<i>Indirect charges.</i>									
Capitalized abatement of land revenue	10,946	17,122	28,068	28,068	Press 264 I, dated 31st July 1924.	2,01,000
Leave and pension allowances.	32,568	10,699	43,267	.. 2 2	43,269		
Audit and accounts		
Total ..	43,514	27,821	71,335	2	..	—2	71,337		2,87,640
Grand Total ..	13,57,720	5,85,172	19,42,892	53	3,65,355	3,65,302	19,42,945		

CAUVERY DELTA SYSTEM—*Canal Project.*

No. 2.—Capital Account for and to end of 1924-1925.

Heads of account.	DIRECT CHARGES.			Cost of construction as now estimated (construction estimate closed on 31st March 1889).	Expenditure against closed estimate
	Previous.	1924-1925.	Total.		
	RS.	RS.	RS.	RS.	RS.
I. WORKS—					
(1) <i>Head Works—</i>					
C. Works	9,82,948	1,13,904	10,96,852	29,67,148	9,82,548
K. Buildings	13,618	22	13,640	14,112	14,112
O. Miscellaneous	258	..	258
Total ..	9,96,824	1,13,926	11,10,750	19,71,260	9,96,660
(2) <i>Main Canals and Branches—</i>					
B. Land	73,256	..	73,256	84,421	73,256
D. Regulators	8,16,631	22,425	8,39,056	9,04,023	7,20,050
F. (1) Other cross drainage works.	31,305	..	31,305	34,855	31,305
K. Buildings	21,637	3,278	25,515	25,372	24,032
L. Earthwork	61,834	4,095	65,929	72,317	56,832
O. Miscellaneous	693	..	693	23,993	693
Total ..	10,05,366	30,398	10,35,764	11,44,981	9,06,168
(3) <i>Distributaries—</i>					
B. Land	33,697	..	33,697	17,656	14,937
C. Works	1,55,056	2,373	1,57,429	1,79,421	1,67,881
L. Earthwork	86,952	..	86,952	29,254	29,254
O. Miscellaneous	—22	..	—22	3,245	3,245
Total ..	2,25,683	2,373	2,28,056	2,29,576	2,15,317
(4) <i>Drainage and Protective Works—</i>					
B. Land	43,009	11,825	54,834	1,14,827	13,941
C. Works	3,52,110	21,597	3,73,697	4,17,019	3,16,163
L. Earthwork	3,18,979	13,479	3,32,458	4,66,110	2,37,887
O. Miscellaneous	45,254	1,961	47,215	81,983	33,426
Total ..	7,59,352	48,862	8,08,204	10,79,939	6,01,417
(5) <i>Special tools and plant :</i>
Provision for unforeseen works.
Total outlay on current sanctions.	29,87,216	1,95,549	31,82,764	44,25,766	17,19,562
Old outlay	7,76,216	..	7,76,216	7,76,216	7,76,216
Total. Works ..	37,63,431	1,95,549	39,58,980	52,01,972	34,95,778

CAUVERY DELTA SYSTEM—*Canal Project*—cont.

No. 2.—Capital Account for and to end of 1924—1925—cont.

Heads of account.	DIRECT CHARGES.			Cost of construction as now estimated (construction estimate closed on 31st March 1889).	Expenditure against closed estimate.
	Previous.	1924-1925.	Total.		
II. ESTABLISHMENT—	RS.	RS.	RS.	RS.	RS.
Non-voted—					
Executive and Assistant	2,350	2,350
Voted—					
Executive and Assistant	2,430	2,430
Upper Subordinate, Temporary	3,473	3,473
Lower Subordinate, Temporary	313	313
Clerks, servants, etc.	722	722
Travelling allowance excluding fixed Travelling Allowance	1,027	1,027
Contingencies	441	441
	..	10,756	10,756		
<i>Deduct.</i> —Charges debited to other heads of account	2,046	2,046	2,43,660	..
<i>Add.</i> —Amount debited by Transferred Establishment.	8,45,271	15,988	8,61,259	9,30,872	7,59,110
Net total, Establishment	8,45,271	24,693	8,69,969	11,74,522	7,69,110
III. TOOLS AND PLANT—					
New supplies—					
Scientific instruments and drawing materials	1,822	1,822		
Plant and Machinery	21,118	21,118	19,492	..
Repairs and Carriages	163	163		
	..	23,103	23,103	19,492	..
<i>Deduct.</i> —Charges debited to other heads of account.	..	4,395	4,395
<i>Add.</i> —Amount debited by Transferred.	99,296	163	99,459	1,08,070	97,084
Net total, Tools and Plant	99,296	18,871	1,18,167	1,27,562	97,084
IV. SUSPENSE	526	526
Grand Total	47,07,998	2,39,644	49,47,642	65,04,056	43,51,972
V. Less—RECEIPTS ON CAPITAL ACCOUNT.	1,985	—12	1,973	1,973	1,973
Net Total	47,06,013	2,39,656	49,45,669	65,02,083	43,49,999
Chargeable to 49. Irrigation Works.	43,53,369	..	43,53,369
Chargeable to 65-A. Irrigation Works—1. Productive	3,52,644	2,39,656	5,92,300
Total	47,06,013	2,39,656	49,45,669

CAUVERY DELTA SYSTEM—*Canal Project—cont.*
No. 3.—Revenue Account for and to end of 1924-1925.

ADMINISTRATIVE ACCOUNTS
FOR THE YEAR 1924-25.

255

MADRAS PRESIDENCY.

Receipts	TOTAL.			Charges.	TOTAL.		
	Previous.	1924-1925.	Total.		Previous.	1924-1925.	Total.
I. DIRECT RECEIPTS—	RS.	RS.	RS.	I. EXTENSIONS AND IMPROVEMENTS—	RS.	RS.	RS.
3. Sales of water ..	3,456	113	3,569	(1) Head works	2,50,968	— 22,674	2,28,894
5. Receipts from plantations ..	1,50,913	8,741	1,59,654	(2) Main canals and branches	3,10,219	10,087	3,20,306
6. Receipts from other canal produce ..	98,976	6,765	1,05,740	(3) Distributaries	6,77,485	38,545	7,16,030
9. Rents of buildings.	11,800	1,295	13,165	(4) Drainage and protective works	2,13,345	9,921	2,23,266
10. Fines	291	..	291	(5) Special tools and plant	3,572	..	3,572
11. Miscellaneous ..	50,724	3,927	54,651	Add—Unclassifiable outlay	35,651	..	35,651
Deduct—Refunds	685	51	736	Total ..	14,91,240	36,479	15,27,719
Total, Revenue realized in Public Works Department	3,15,534	20,790	3,36,324	II. MAINTENANCE AND REPAIRS—			
Irrigation Revenue realized in Civil Department	4,45,70,080	12,07,324	4,57,77,404	(1) Head works	4,17,473	29,531	4,47,064
Total, Direct Receipts ..	4,48,85,614	12,28,114	4,61,13,728	(2) Main canals and branches	29,87,334	3,44,524	33,31,858
				(3) Distributaries	19,92,767	81,822	20,74,329
				(4) Drainage and protective works	7,85,185	1,49,409	9,34,594
				(5) Special tools and plant	1,800	..	1,800
				Add—Unclassifiable outlay	36,27,372	..	36,27,372
				Total ..	98,11,871	6,65,146	1,04,17,017
				Total, Extensions and Improvements and Maintenance and Repairs	1,13,03,111	6,41,625	1,19,44,736
				IV. ESTABLISHMENT	47,04,756	1,22,517	48,27,273
				V. TOOLS AND PLANT	1,68,070	5,585	1,73,658
				VI. REFUNDS OF REVENUE	1,919	..	1,919
				Total, Direct charges ..	1,61,77,856	7,69,730	1,69,47,586

CAUVERY DELTA SYTSEM—*Canal Project*—cont.
No. 3.—Revenue Account for and to end of 1924-1925—cont.

Receipts.	TOTAL.			Charges.	TOTAL.		
	Previous.	1924-1925.	Total.		Previous.	1924-1925.	Total.
II. INDIRECT RECEIPTS—	RS.	RS.	RS.		RS.	RS.	RS.
Share of land revenue collected in the Civil Department ..	82,23,793	1,18,072	83,41,865	Share of collection charges in the Civil Department	29,82,433	66,270	30,48,703
				Indirect charges	7,86,807	23,568	8,10,375
Total, Public Works and Civil Departments, Revenue	5,31,09,407	13,46,186	5,44,55,593	Total, Direct and Indirect charges ..	1,99,47,096	8,59,568	2,08,06,664
				* <i>Deduct</i> —Old maintenance charges saved to Government	1,22,30,611	1,80,488	1,23,61,099
				Net Total ..	77,16,485	7,29,080	84,45,565
				Balance, net revenue ..	4,53,92,922	6,17,106	4,60,10,028
Total, Receipts ..	5,31,09,407	13,46,186	5,44,55,593	Grand Total ..	5,31,09,407	13,46,186	5,44,55,593

								RS.
* Direct—								
Maintenance and Repairs	1,05,634
Establishment	20,691
Tools and Plant	211
							Total ..	1,26,536
Indirect	3,952
							Total, Direct and Indirect ..	1,30,488

ADMINISTRATIVE ACCOUNTS
FOR THE YEAR 1924-25.

MADRAS PRESIDENCY.

CAUVERY DELTA SYSTEM—*Canal Project*—cont.

No. 4.—Interest Account for and to end of 1924-1925.

	Amount.		Amount.
	RS.		RS.
Total interest charges to end of 1923-1924	52,56,330	Net revenue realized to end of 1923-1924	4,53,92,922
Total interest charges for the year 1924-1925	1,79,467	Net revenue realized during 1924-1925	6,17,106
Balance net revenue	4,05,74,231		
Total ..	4,60,10,028	Total ..	4,60,10,028

No. 5.—Account of Indirect Charges for and to end of 1924-1925.

Particulars.	Previous.	1924-1925.	Total.
	RS.	RS.	RS.
Capital—			
Capitalization of abatement of land revenue	79,097	..	79,097
Leave and pension allowances	1,32,451	3,457	1,35,908
Audit and accounts	2,582	1,555	4,537
Total ..	2,14,130	5,412	2,19,542
Revenue—			
Capitalization of abatement of land revenue	14,829	..	14,829
Leave and pension allowances	7,56,996	17,152	7,74,148
Audit and accounts	14,982	6,416	21,398
Total ..	7,86,807	23,568	8,10,375
Grand Total ..	10,00,937	28,980	10,29,917

CAUVERY DELTA SYSTEM—Canal Project—cont.

No. 6.—Statement comparing Charges to date with Sanctioned Estimates.

Particulars.	CHARGES AGAINST CLOSED SANCTIONS.			CURRENT SANCTIONS.			Total charges to date against old and current sanctions.	REMARKS.	Amount of estimate.
	Expenditure against construction estimate.	Expenditure against open canal sanctions.	Total.	Charges to date.	Amount of sanctioned estimate.	Unspent balance of estimate.			
<i>Direct charges.</i>	RS.	RS.	RS.	RS.	RS.	RS.	RS.		RS.
Works	13,07,547	21,88,231	34,95,778	4,63,202	17,06,191	12,42,992	39,58,980	290 I., 12th July 1917	1,80,000
Establishment ..	3,07,377	4,51,733	7,59,110	1,10,859	4,15,412	3,04,553	8,69,969	Mis. 64 I., 11th February 1920 ..	8,700
Tools and plant ..	40,659	56,425	97,084	21,083	30,478	9,395	1,18,167	Mis. 209 I., 28th June 1921	2,150
Suspense account	526	..	- 526	526	Mis. 506 I., 21st December 1921 ..	2,719
Total ..	16,55,583	26,96,389	43,51,972	5,95,670	21,52,084	15,56,414	49,47,642	Mis. 242 I., 15th July 1921	31,300
<i>Less—Receipts on Capital account.</i>	1,985	— 12	1,973	1,973	Mis. 377 I., 27th September 1921.	5,250
Net Total ..	16,53,598	26,96,401	43,49,999	5,95,670	21,52,084	15,56,414	49,45,669	Mis. 458 I., 23rd November 1921.	2,63,000
<i>Indirect charges.</i>								Mis. 69 I., 22nd February 1922 ..	9,800
Capitalized abatement of land revenue ..	66,184	12,913	79,097	79,097	Mis. 142 I., 27th April 1922	2,523
Leave and pension allowances ..	57,144	63,245	1,20,389	15,519	..	- 15,519	1,35,908	Mis. 3 I., 6th January 1923	3,000
Audit and accounts.	..	820	820	3,717	..	- 3,717	4,537	Mis. 302 I., 9th November 1923 ..	54,950
Total ..	1,23,328	76,978	2,00,306	19,236	..	- 19,236	2,19,542	Mis. 306 I., 13th November 1923.	2,236
Grand Total ..	17,76,926	27,73,379	45,50,305	6,14,906	21,52,084	15,37,178	51,65,211	Mis. 310 I., 27th November 1923.	1,140
								Mis. 305 I., 13th November 1923 ..	17,800
								Mis. 103 I., 11th April 1924	90,000
								Press 293 I., 1st September 1924 ..	50,000
								Mis. 255 I., 21st July 1924	5,686
								Mis. 113 I., 9th March 1925	1,340
								Press 433 I., 11th December 1924.	2,78,000
								Mis. 458 I., 23rd December 1924.	2,32,600
								Mis. 459 I., 23rd December 1924.	4,64,000
								Total ..	17,06,194

NANDYAR CHANNEL SYSTEM—*Canal Project.*

No. 2.—Capital Account for and to end of 1924-1925.

Heads of account.	DIRECT CHARGES.			Cost of construction as now estimated (construction estimate closed).	Expenditure against closed estimate.
	Previous.	1924-1925.	Total.		
I. WORKS—	RS.		RS.	RS.	RS.
(2) <i>Main Canals and Branches—</i>					
B. Land
D. Regulators	3,003	..	3,003	3,003	3,003
E. Falls and weirs	6,056	..	6,056	6,056	6,056
F. (1) Other cross drainage works.	20,156	..	20,156	20,156	20,156
G. Bridges	2,894	..	2,894	2,894	2,894
K. Buildings	15,879	..	15,879	15,879	15,879
L. Earthwork	2,067	..	2,067	2,067	2,067
N. Tanks and reservoirs.	514	..	514	514	514
O. Miscellaneous	908	..	908	908	908
Total	51,476	..	51,476	51,476	51,476
Total, Works	51,476	..	51,476	51,476	51,476
II. ESTABLISHMENT	11,755	..	11,755	11,755	11,755
III. TOOLS AND PLANT
(a) Grand Total	63,231	..	63,231	63,231	63,231

(a) Chargeable to "43. Minor Works and Navigation—Provincial".

NANDYAR CHANNEL SYSTEM—Canal Project—cont.
No. 3.—Revenue Accounts for and to end of 1924-1925.

Receipts.	TOTAL.			Charges.	TOTAL.		
	Previous.	1924-1925.	Total.		Previous.	1924-1925.	Total.
	RS.	RS.	RS.		RS.	RS.	RS.
I. DIRECT RECEIPTS—				I. EXTENSIONS AND IMPROVEMENTS—			
5. Receipts from plantation	3,231	40	3,271	(1) Head works	2,217	..	2,217
6. Receipts from other canal produce ..	1,528	..	1,528	(2) Main canals and branches	3,501	66	3,567
9. Rent of buildings ..	20	..	20	(3) Distributaries	558	..	558
11. Miscellaneous ..	2,563	..	2,563	(4) Drainage and protective works
				(5) Special tools and plant
				Total ..	6,276	66	6,342
Total, Revenue realized in the Public Works Department	7,342	40	7,382	II. MAINTENANCE AND REPAIRS—			
Irrigation revenue realized in the Civil Department.	98,652	2,927	1,01,579	(1) Head works	10,447	34	10,481
				(2) Main canals and branches	51,706	14,557	66,263
				(3) Distributaries	7,061	..	7,061
				(4) Drainage and protective works
				(5) Special tools and plant
				<i>Add—Unclassifiable outlay</i>
				Total ..	69,214	14,591	83,805
Total, Direct Receipts ..	1,05,994	2,967	1,08,961	Total, Extensions and Improvements and Maintenance and Repairs ..	75,490	14,657	90,147
II. INDIRECT RECEIPTS—				IV. ESTABLISHMENT	21,342	2,871	24,213
Share of land revenue collected in the Civil Department	1,290	54	1,344	V. TOOLS AND PLANT	673	29	702
				VI. REFUNDS OF REVENUE
				Total, Direct Charges ..	97,505	17,557	1,15,062

Total, Public Works and Civil Departments, Revenue	1,07,284	3,021	1,10,305	Share of collection charges in the Civil Department	4,994	149	5,143
				Indirect charges	3,262	549	3,811
				Total, Direct and Indirect Charges ..	1,05,761	18,255	1,24,016
				* Deduct—Old maintenance charges saved to Government	38,114	3,961	42,075
				Net Total ..	67,647	14,294	81,941
				Balance, net revenue ..	39,637	— 11,273	28,364
Total Receipts ..	1,07,284	3,021	1,10,305	Grand Total ..	1,07,284	3,021	1,10,305

* Deduct—

	Rs.
Extensions and Improvements	2,830
Maintenance and Repairs	371
Establishment	628
Tools and plant	6
	<u>3,841</u>
Indirect	120
Total ..	<u>3,961</u>

NANDYAR CHANNEL SYSTEM—*Canal Project*—cont.

No. 4.—Interest Account for and to end of 1924-1925.

	Amount.		Amount.
	RS.		RS.
Total interest charges to end of 1923-1924	59,812	Net revenue realized to end of 1923-1924	39,637
Total interest charges for the year 1924-1925	2,147	Net revenue realized during 1924-1925	— 11,273
Balance, net revenue	Balance, net interest charges	33,596
Total ..	61,959	Total ..	61,959

No. 5.—Account of Indirect Charges for and to end of 1924-1925.

Particulars.	Previous.	1924-1925.	Total.
CAPITAL—	RS.	RS.	RS.
Capitalization of abatement of land revenue.	838	..	838
Leave and pension allowances	1,646	..	1,646
Audit and accounts
Total ..	2,484	..	2,484
REVENUE—			
Capitalization of abatement of land revenue.	142	..	142
Leave and pension allowances	2,987	402	3,389
Audit and accounts	133	147	280
Total ..	3,262	549	3,811
Grand Total ..	5,746	549	6,295

NANDYAR CHANNEL SYSTEM—*Canal Project*—cont.

No. 6.—Statement comparing Charges to date with Sanctioned Estimates.

Particulars.	CHARGES AGAINST CLOSED SANCTIONS.			CURRENT SANCTIONS.			Total charges to date against old and current sanctions.	REMARKS.	
	Expenditure against construction estimate.	Expenditure against open canal sanction.	Total.	Charges to date.	Amount of sanctioned estimate.	Unspent balance of estimate.		G.O. No. and date.	Amount of estimate.
<i>Direct Charges.</i>	RS.	RS.	RS.				RS.		
Works	43,488	7,988	51,476	51,476		
Establishment	10,002	1,753	11,755	11,755		
Tools and plant		
Suspense account		
Total ..	53,490	9,741	63,231	63,231		
<i>Less—Receipts on Capital Account.</i>		
Net Total ..	53,490	9,741	63,231	63,231		
<i>Indirect Charges.</i>									
Capitalized abatement of land revenue.	818	20	838	838		
Leave and pension allowances ..	1,400	246	1,646	1,646		
Total ..	2,218	266	2,484	2,484		
Grand Total ..	55,708	10,007	65,715	65,715		

IRRIGATION BRANCH.

PUBLIC WORKS DEPARTMENT

PERIYAR SYSTEM—*Tank Project.*

No. 2.—Capital Account for and to end of 1924–1925.

Heads of account.	DIRECT CHARGES.			Amount of construction as now estimated (construction estimates closed on 31st March 1927).	Expenditure against closed estimate.
	Previous.	1924–1925.	Total.		
WORKS—	RS.	RS.	RS.	RS.	RS.
(1) <i>Head Works—</i>					
A. Preliminary expenses	87,181	..	87,181	87,181	87,181
B. Land	69,057	..	69,057	69,057	69,057
C. Works	43,42,231	..	43,42,231	43,42,232	43,42,232
K. Buildings	3,19,304	..	3,19,304	3,19,304	3,19,304
L. Earthwork	1,82,663	..	1,82,663	1,82,663	1,82,663
O. Miscellaneous	1,83,487	..	1,83,487	1,83,487	1,83,487
P. Maintenance	74,692	..	74,692	74,692	74,692
Total ..	52,58,615	..	52,58,615	52,58,616	52,58,616
(2) <i>Main Canals and Branches—</i>					
A. Preliminary expenses.	24,650	..	24,650	24,650	24,650
B. Land	78,581	..	78,581	78,581	78,581
C. Masonry works	1,75,769	..	1,75,769	1,79,109	1,79,109
D. Regulators	86,703	..	86,703	86,703	86,703
E. Falls and weirs	20,759	..	20,759	20,759	20,759
F. (1) Other cross drainage works.	3,91,289	..	3,91,289	3,91,289	3,91,289
G. Bridges	72,797	..	72,797	72,797	72,797
H. Escapes	2,416	..	2,416	2,416	2,416
K. Buildings	33,814	..	33,814	33,042	33,042
L. Earthwork	5,71,271	..	5,71,271	5,71,271	5,71,271
O. Miscellaneous	21,211	..	21,211	21,211	21,211
P. Maintenance	85,862	..	85,862	85,862	85,862
Total ..	15,65,122	..	15,65,122	15,67,690	15,67,690
(3) <i>Distributaries—</i>					
A. Preliminary expenses	10,734	..	10,734	10,734	10,734
B. Land	96,515	593	97,108	92,251	91,529
C. Works	3,63,169	2,339	3,65,508	3,69,939	3,53,057
D. Regulators	22,401	..	22,401	22,401	22,401
E. Falls and weirs	86,010	..	86,010	86,260	86,260
F. (1) Other cross drainage works	31,701	..	31,701	31,701	31,701
G. Bridges	20,208	..	20,208	20,208	20,208
K. Buildings	7,105	..	7,105	7,050	7,050
L. Buildings	4,03,804	849	4,04,653	4,07,558	4,03,898
L. Earthwork	27,027	..	27,027	26,751	26,536
O. Miscellaneous	22,863	..	22,863	22,858	22,858
P. Maintenance					
Total ..	10,91,537	3,781	10,95,318	10,97,711	10,76,232
(4) <i>Drainage and Protective works—</i>					
B. Land	16,179	..	16,179	43,739	16,179
C. Works	1,033	..	1,033	23,163	1,033
L. Earthwork	13,272	..	13,272	22,592	13,272
O. Miscellaneous	3,882	..	3,882	3,882	3,882
Total ..	34,366	..	34,366	93,376	34,366

ADMINISTRATIVE ACCOUNTS
 FOR THE YEAR 1924-25.

MADRAS PRESIDENCY

PERIYAR SYSTEM—*Tank Project*—cont.

No. 2.—Capital Account for and to end of 1924-1925—cont.

Heads of account.	DIRECT CHARGES.			Amount of construction as now estimated (construction estimate closed on 31st March 1927).	Expenditure against closed estimate.
	Previous.	1924-1925.	Total.		
I. WORKS—cont.	Rs.	Rs.	Rs.	Rs.	Rs.
(5) <i>Special tools and plant</i>
Provision for unforeseen works.
Total, Works ..	79,49,640	3,781	79,53,421	80,17,393	79,36,904
II. ESTABLISHMENT ..	16,64,941	741	16,65,682	16,78,405	16,59,644
III. TOOLS AND PLANT ..	7,67,036	8	7,67,044	7,68,261	7,66,958
Grand Total ..	1,03,81,617	4,530	1,03,86,147	1,04,64,059	1,03,63,506
V. <i>Loss</i> —RECEIPTS ON CAPITAL ACCOUNT.	17,936	..	17,936	17,936	17,936
(a) Net Total ..	1,03,63,681	4,530	1,03,68,211	1,04,46,123	1,03,45,570
Chargeable to 49. Irrigation works.	1,03,11,093	..	1,03,11,093
Do. to 55-A. Irrigation works—1. Productive.	52,588	4,530	57,118
Total ..	1,03,63,681	4,530	1,03,68,211

PERIYAR SYSTEM—Tank Project—cont.

No. 3.—Revenue Account for and to end of 1924-1925.

Receipts.	TOTAL.			Charges.	TOTAL.		
	Previous.	1924-1925.	Total.		Previous.	1924-1925.	Total.
	RS.	RS.	RS.		RS.	RS.	RS.
I. DIRECT RECEIPTS—				I. EXTENSIONS AND IMPROVEMENTS—			
4. Water-supply of towns	645	..	645	(1) Head works	50,318	4,525	54,843
5. Receipts from plantations ..	30,638	3,789	34,407	(2) Main canals and branches ..	28,541	3,152	31,693
6. Receipts from other canal produce.	1,40,917	6,367	1,47,284	(3) Distributaries	2,32,606	7,415	2,40,021
8. Receipts from navigation	10,174	457	10,611	(4) Drainage and protective works ..	16,984	..	16,984
9. Rents of buildings	10,504	1,505	12,009	(5) Special tools and plant	83	..	83
10. Fines	80	..	80	Total	2,28,532	15,092	3,43,624
11. Miscellaneous	36,793	5,904	42,697	II. MAINTENANCE AND REPAIRS—			
Deduct Refunds	56	152	208	(1) Head works	3,08,844	9,398	3,18,242
Total, Revenue realized in the Public Works Department	2,29,696	17,830	2,47,525	(2) Main canals and branches	4,76,621	84,323	5,59,944
Irrigation revenue realized in Civil Department	1,41,16,159	8,13,524	1,49,29,683	(3) Distributaries	5,99,467	33,004	6,32,471
Total, Direct Receipts	1,43,45,854	8,31,354	1,51,77,208	(4) Drainage and protective works ..	10,266	..	10,266
				(5) Special tools and plant	15,102	..	15,102
				Total	14,09,300	1,26,725	15,36,025
				III. COMPENSATION	11,76,048	..	11,76,048
				Total, Extensions and Improvements and Maintenance and Repairs	29,13,880	1,41,817	30,55,697
				IV. ESTABLISHMENT	11,76,364	27,778	12,04,142
				V. TOOLS AND PLANT	84,621	284	84,905
				VI. REFUNDS OF REVENUE	2,619	..	2,619
				Total, Direct Charges	41,77,484	1,69,879	43,47,363

II. INDIRECT RECEIPTS—

Share of land revenue collected in the Civil Department	10,65,122	70,539	11,35,661	Share of collection charges in the Civil Department	7,20,949	41,268	7,62,217
				Indirect charges	1,93,659	5,333	1,98,992
Total, Public Works and Civil Departments, Revenue	1,54,10,976	9,01,893	1,63,12,869	Total, Direct and Indirect Charges ..	50,92,092	2,16,480	53,08,572
				<i>Deduct—* Old maintenance charges saved to Government ..</i>	<i>8,36,525</i>	<i>31,989</i>	<i>8,68,514</i>
				Net Total ..	42,55,567	1,84,491	44,40,058
				Balance, net revenue	1,11,55,409	7,17,402	1,18,72,811
Total, Receipts ..	1,54,10,976	9,01,893	1,63,12,869	Grand Total ..	1,54,10,976	9,01,893	1,63,12,869

*** Direct—**

Extensions and improvements	4,474
Maintenance and repairs	21,422
Establishment	5,072
Tools and plant	52
Total ..	31,020
Indirect	969
Total, Direct and Indirect ..	31,989

RS.

PERIYAR SYSTEM—*Tank Project*—cont

No. 4.—Interest Account for and to end of 1924-1925.

	Amount.		Amount
	RS.		RS.
Total interest charges to end of 1923-1924	1,09,11,141	Net revenue realized to end of 1923-1924	1,11,55,409
Total interest charges for the year 1924-1925	3,46,667	Net revenue realized during 1924-1925	7,17,402
Balance, net revenue	6,15,003		
Total ..	1,18,72,811	Total ..	1,18,72,811

No. 5.—Account of Indirect Charges for and to end of 1924-1925.

Particulars.	Previous.	1924-1925.	Total.
CAPITAL—	RS.	RS	RS.
Capitalization of abatement of land revenue	1,36,458		1,36,458
Leave and pension allowances	2,33,013	103	2,33,116
Audit and accounts	376	38	414
Total ..	3,69,847	141	3,69,988
REVENUE—			
Capitalization of abatement of land revenue.	25,654	26	26,680
Leave and pension allowances	1,63,861	3,889	1,67,750
Audit and accounts	4,144	1,418	5,562
Total ..	1,93,659	5,333	1,98,992
Grand Total ..	5,63,506	5,474	5,68,980

PERIYAR SYSTEM—Tank Project—cont.

No. 6.—Statement comparing Charges to date with Sanctioned Estimates.

Particulars.	CHARGES AGAINST CLOSED SANCTIONS.			CURRENT SANCTIONS.			Total charges to date against old and current sanctions.	REMARKS.	
	Expenditure against construction estimate.	Expenditure against open canal sanction.	Total.	Charges to date.	Amount of sanctioned estimate.	Unspent balance of estimate.		G.O. No. and date.	Amount of estimate.
<i>Direct Charges.</i>	RS.	RS.	RS.	RS.	RS.	RS.	RS.		RS.
Works	60,69,752	18,67,152	79,36,904	16,517	80,489	63,972	79,53,421		
Establishment	13,46,177	5,13,467	18,59,644	6,038	18,761	12,728	16,65,682		
Tools and plant	7,28,291	38,667	7,66,958	86	1,303	1,217	7,67,044		
Suspense account		
Total ..	81,44,220	22,19,286	1,03,63,506	22,641	1,00,553	77,912	1,03,86,147		
<i>Less—Receipts on Capital Account.</i>	14,203	3,733	17,936	17,936		
Net Total ..	81,30,017	22,15,553	1,03,45,570	22,641	1,00,553	77,912	1,03,68,211		
<i>Indirect Charges.</i>									
Capitalized abatement of land revenue.	34,681	1,01,797	1,36,458	1,36,458		
Leave and pension allowances ..	1,88,466	43,885	2,32,351	765	..	— 765	2,33,116		
Audit and accounts	249	249	165	..	— 165	414		
Total ..	2,23,127	1,45,931	3,59,058	930	..	— 930	3,69,988		
Grand Total ..	83,53,144	23,61,484	1,07,14,628	23,571	1,00,553	76,982	1,07,38,199		
								Mis. 225 I., 25th June 1918.	1,850
								Mis. 49 I., 28th Jan. 1920.	59,010
								Mis. 176 I., 1st June 1920.	2,075
								Mis. 248 I., 20th July 1921.	1,822
								Mis. 249 I., 20th July 1921.	4,332
								Mis. 378 I., 27th Sep. 1921.	9,300
								Mis. 409 I., 24th Oct. 1921.	2,100
								Total ..	80,489

SRIVAIKUNTAM ANICUT SYSTEM—*Canal Project.*

No. 2.—Capital Account for and to end of 1924-1925.

Heads of account.	DIRECT CHARGES.			Cost of construction as now estimated (construction estimate closed on 31st March 1889).	Expenditure against closed estimate.
	Previous.	1924-1925.	Total.		
I. WORKS—	RS.	RS.	RS.	RS.	RS.
(1) <i>Head Works—</i>					
B. Land	960	..	960	960	960
C. Works	2,08,497	..	2,08,497	2,08,497	2,08,497
K. Buildings	11,705	..	11,705	11,705	11,705
O. Miscellaneous	24,999	..	24,999	24,999	24,999
Total ..	2,46,161	..	2,46,161	2,46,161	2,46,161
(2) <i>Main Canals and Branches—</i>					
B. Land	48,103	..	48,103	48,103	48,103
D. Regulators	54,491	..	54,491	54,491	54,491
E. Falls and weirs	1,140	..	1,140	1,140	1,140
F. (1) Other cross drainage works	35,838	..	35,838	35,838	35,838
G. Bridges	29,201	..	29,201	29,201	29,201
H. Escapes	6,938	..	6,938	6,938	6,938
K. Buildings	2,025	..	2,025	2,025	2,025
L. Earthwork	2,37,611	..	2,37,611	2,37,611	2,37,611
N. Tanks and reservoirs	3,62,921	43	3,62,964	3,62,964	3,62,964
O. Miscellaneous	1,312	..	1,312	1,312	1,312
Total ..	7,79,580	43	7,79,623	7,79,623	7,79,623
(3) <i>Distributaries—</i>					
B. Land	13,870	..	13,870	13,870	13,870
C. Works	67,773	..	67,773	67,773	67,773
L. Earthwork	1,23,421	..	1,23,421	1,23,421	1,23,421
N. Tanks and reservoirs	49,053	..	49,053	49,053	49,053
O. Miscellaneous	40	..	40	40	40
Total ..	2,54,157	..	2,54,157	2,54,157	2,54,157
(4) <i>Drainage and Protective Works—</i>					
B. Land	2,439	..	2,439	2,439	2,439
C. Works	2,998	..	2,998	2,998	2,998
L. Earthwork	38,305	..	38,305	38,305	38,305
Total ..	43,742	..	43,742	43,742	43,742

ADMINISTRATIVE ACCOUNTS
FOR THE YEAR 1924-25.

MADRAS PRESIDENCY.

SHIVAIAKUNTAM ANICUT SYSTEM—*Canal Project*—cont.

No. 2.—Capital Account for and to end of 1924-1925—cont.

Heads of account.	DIRECT CHARGES.			Cost of construction as now estimated (construction estimate closed on 31st March 1889).	Expenditure against closed estimate.
	Previous.	1924-1925.	Total.		
I. WORKS—cont.	RS.	RS.	RS.	RS.	RS.
(5) <i>Special tools and plant</i>
Provision for unforeseen works
Total, Works ..	13,23,640	43	13,23,683	13,23,683	13,23,683
II. ESTABLISHMENT	3,33,345	8	3,33,353	3,33,353	3,33,353
III. TOOLS AND PLANT	10,792	..	10,792	10,792	10,792
Grand Total ..	16,67,777	51	16,67,828	16,67,828	16,67,828
V. <i>Less</i> —RECEIPTS ON CAPITAL ACCOUNT.	369	..	369	369	369
(a) Net Total ..	16,67,408	51	16,67,459	16,67,459	16,67,459
Chargeable to 49. Irrigation works—	16,55,399	..	16,55,399
Do. 55-A. Irrigation works	12,009	51	12,060
-1. Productive.					
Total ..	16,67,408	51	16,67,459

SRIVAİKUNTAM ANICUT SYSTEM—*Canal Project*—cont.
No. 3.—Revenue Account for and to end of 1924-1925.

Receipts.	TOTAL.			Charges.	TOTAL.		
	Previous.	1924-1925.	Total.		Previous.	1924-1925.	Total.
	RS.	RS.	RS.		RS.	RS.	RS.
I. DIRECT RECEIPTS—				I. EXTENSIONS AND IMPROVEMENTS—			
Water-supply of towns ..	32,831	..	32,831	(1) Head works	6,726	..	6,726
Receipts from plantations ..	23,896	2,157	26,053	(2) Main canals and branches	67,962	— 154	67,808
Receipts from other canal produce	53,680	3,863	57,543	(3) Distributaries	30,556	45	30,601
Water power	171	..	171	(4) Drainage and protective works	44,352	8,081	52,433
Rents of buildings	13,239	458	13,697	(5) Special tools and plant
Fines	50	..	50	Total ..	1,49,596	7,972	1,57,568
Miscellaneous	9,603	3	9,606	II. MAINTENANCE AND REPAIRS—			
Deduct—Refunds	55	— 5	50	(1) Head works	84,722	33,894	1,18,616
Total, Revenue realized in Public Works Department	1,33,415	6,486	1,39,901	(2) Main canals and branches	6,32,245	1,47,490	7,79,736
Irrigation Revenue realized in Civil Department	55,71,019	1,53,989	57,25,008	(3) Distributaries	2,10,322	23,352	2,33,674
Total, Direct Receipts	57,04,434	1,60,475	58,64,909	(4) Drainage and protective works	88,482	1,67,680	2,56,162
				(5) Special tools and plant	12	..	12
				<i>Add—Unclassifiable outlay</i>
				Total ..	10,15,784	3,72,416	13,88,200
				Total, Extensions and Improvements and Maintenance and Repairs	11,65,380	3,80,388	15,45,768
				IV. ESTABLISHMENT	5,93,945	74,507	6,68,452
				V. TOOLS AND PLANT	9,355	761	10,116
				VI. REFUNDS OF REVENUE	660	..	660
				Total, Direct Charges ..	17,69,340	4,55,656	22,24,996
				Share of collection charges in the Civil Department	2,99,376	7,774	3,07,150

SRIVAİKUNTAṂ ANICUT SYSTEM—*Canal Project*—cont.

No. 4.—Interest Account for and to end of 1924-1925.

	Amount.		Amount.
	RS.		RS.
Total interest charges to end of 1923-1924	27,84,091	Net revenue realized to end of 1923-1924	40,26,398
Total interest charges for the year 1924-1925	57,226	Net revenue realized during 1924-1925	-3,08,832
Balance, net revenue	8,76,249		
Total ..	37,17,566	Total ..	37,17,566

No. 5.—Account of Indirect Charges for and to end of 1924-1925.

Particulars.	Previous.	1924-1925.	Total.
	RS.	RS.	RS.
Capital—			
Capitalization of abatement of land revenue	41,229	..	41,229
Leave and pension allowances	66,297	1	66,298
Audit and accounts	77	..	77
Total ..	1,07,603	1	1,07,604
Revenue—			
Capitalization of abatement of land revenue	410	..	410
Leave and pension allowances	89,334	10,431	99,765
Audit and accounts	1,494	3,804	5,298
Total ..	91,238	14,235	1,05,473
Grand Total ..	1,98,841	14,236	2,13,077

SRIVAİKUNTAM ANICUT SYSTEM—*Canal Project*—cont.

No. 6.—Statement comparing Charges to date with Sanctioned Estimates.

Particulars.	CHARGES AGAINST CLOSED SANCTIONS.			CURRENT SANCTIONS.			Total charges to date against old and current sanctions.	REMARKS.	
	Expenditure against construction estimate.	Expenditure against open canal sanction.	Total.	Charges to date.	Amount of sanctioned estimate.	Unspent balance of estimate.		G.O. No. and date.	Amount of estimate.
<i>Direct Charges.</i>	RS.	RS.	RS.				RS.		
Works	10,50,679	2,73,004	13,23,683	13,23,683		
Establishment	2,90,193	43,160	3,33,353	3,33,353		
Tools and plant	10,524	268	10,792	10,792		
Suspense account		
Total	13,51,396	3,16,432	16,67,828	16,67,828		
Less—Receipts on Capital account	369	..	369	369		
Net Total	13,51,027	3,16,432	16,67,459	16,67,459		
<i>Indirect Charges.</i>									
Capitalized abatement of land revenue.	40,408	821	41,229	41,229		
Leave and pension allowances	60,269	6,039	66,298	66,298		
Audit and accounts	77	77	77		
Total	1,00,667	6,987	1,07,654	1,07,654		
Grand Total	14,51,694	3,23,369	17,75,063	17,75,063		

MARUDUR ANICUT SYSTEM—*Canal Project.*

No. 2.—Capital Account for and to end of 1924-1925.

Heads of account.	DIRECT CHARGES.			Cost of construction as now estimated (construction estimate closed in 1893).	Expenditure against closed estimate.
	Previous.	1924-1925.	Total.		
I. WORKS—	RS.		RS.	RS.	RS.
(1) <i>Head Works—</i>					
C. Works	10,441	..	10,441	10,441	10,441
Total ..	10,441	..	10,441	10,441	10,441
(2) <i>Main Canals and Branches—</i>					
L. Earth work ..	1,398	..	1,398	1,398	1,398
N. Tanks and reservoirs	23,658	..	23,658	30,108	23,658
Total ..	25,056	..	25,056	31,506	25,056
(3) <i>Distributaries—</i>					
B. Land	308	..	308	308	308
C. Works	3,192	..	3,192	3,192	3,192
L. Earthwork	2,503	..	2,503	2,503	2,503
Total ..	6,003	..	6,003	6,003	6,003
Total, Works ..	41,500	..	41,500	47,950	41,500
II. ESTABLISHMENT	9,041	..	9,041	10,654	9,041
III. TOOLS AND PLANT	129	..
Grand Total ..	50,541	..	50,541	58,733	50,541
Deduct—Receipts on Capital Account
(a) Net Total ..	50,541	..	50,541	58,733	50,541

(a) Chargeable to "43. Minor Works and Navigation—Provincial".

MARUDUR ANICUT SYSTEM—*Canal Project*— cont.

No. 3.—Revenue Account for and to end of 1924—1925.

Receipts.	TOTAL.			Charges.	TOTAL.		
	Previous.	1924-1925.	Total.		Previous.	1924-1925.	Total.
I. DIRECT RECEIPTS—	RS.	RS.	RS.	I. EXTENSIONS AND IMPROVEMENTS—	RS.	RS.	RS.
5. Receipts from plantations ..	7,330	354	7,684	(1) Head works	30	703	733
6. Receipts from other canal produce.	15,915	465	16,380	(2) Main canals and branches	12,164	818	12,982
Rents of buildings	10	..	10	(3) Distributaries	10,636	..	10,636
11. Miscellaneous	2,907	— 15	2,892	(4) Drainage and protective works	4,094	..	4,094
<i>Deduct</i> —Refunds	26	..	26	(5) Special tools and plant
				<i>Add</i> —Unclassifiable outlay	11,000	..	11,000
				Total	27,924	1,521	39,445
Total revenue realized in Public Works Department	26,186	804	26,940	II. MAINTENANCE AND REPAIRS—			
Irrigation revenue realized in Civil Department	40,91,884	96,032	41,87,916	(1) Head works	20,132	18,424	38,556
				(2) Main canals and branches	1,86,697	51,249	2,37,946
				(3) Distributaries	1,00,127	..	1,00,127
				(4) Drainage and protective works	9,255	3,184	12,439
				(5) Special tools and plant
				<i>Add</i> —Unclassifiable outlay	1,98,634	..	1,98,634
				Total	5,14,845	72,857	5,87,702
Total, Direct Receipts ..	41,18,020	96,836	42,14,856	Total, Extensions and Improvements and Maintenance and Repairs	5,52,769	74,378	6,27,147
				IV. ESTABLISHMENT	1,34,699	14,569	1,49,268
				V. TOOLS AND PLANT	500	148	648
				VI. REFUNDS OF REVENUE	145	..	145
				Total, Direct Charges ..	6,88,113	89,095	7,77,208

MARUDUR ANICUT SYSTEM—*Canal Project*—cont.

No. 3.—Revenue Account for and to end of 1924-1925—cont.

Receipts.	TOTAL.			Charges.	TOTAL.		
	Previous.	1924-1925.	Total.		Previous.	1924-1925.	Total.
II. INDIRECT RECEIPTS—	RS.	RS.	RS.		RS.	RS.	RS.
Share of land revenue collected in the Civil Department	11,968	270	12,238	Share of collection charges in the Civil Department	2,05,198	4,815	2,10,008
Total, Public Works and Civil Departments, revenue ..	41,29,988	97,106	42,27,094	Indirect charges	19,602	2,783	22,385
				Total, Direct and Indirect Charges ..	9,12,908	96,693	10,09,601
				Deduct—Old maintenance charges saved to Government (a).	1,51,672	5,806	1,57,478
				Net Total ..	7,51,236	90,887	8,52,123
				Balance, net revenue	33,68,752	6,219	33,74,971
Total, Receipts ..	41,29,988	97,106	42,27,094	Grand Total ..	41,29,988	97,106	42,27,094

(a) Extensions and improvements	RS.	200
Maintenance and repairs	4,500	
Establishment	921	
Tools and plant	9	
Total, Direct Charges ..	5,630	
Indirect Charges ..	176	
Grand Total ..	5,806	

ADMINISTRATIVE ACCOUNTS
FOR THE YEAR 1924-25.

MADRAS PRESIDENCY.

MARUDER ANICUT SYSTEM—*Canal Project*—cont.

No. 4.—Interest Account for and to end of 1924-1925.

	Amount.			Amount.	
	RS.			RS.	
Total interest charges to end of 1923-1924	73,760		Net revenue realized to end of 1923-1924		33,68,752
Total interest charges for the year 1924-1925	1,680		Net revenue realized during 1924-1925		6,219
Balance, net revenue	32,99,631				
Total ..	33,74,971		Total ..		33,74,971

No. 5.—Account of Indirect Charges for and to end of 1924-1925.

Particulars.	Previous.	1924-1925.	Total.
CAPITAL—	RS.	RS.	RS.
Leave and pension allowances ..	1,265	..	1,265
Audit and accounts
Total ..	1,265	..	1,265
REVENUE—			
Capitalization of abatement of land revenue	444	..	444
Leave and pension allowances ..	16,855	2,039	20,894
Audit and accounts	303	744	1,047
Total ..	19,602	2,783	22,385
Grand Total ..	20,867	2,783	23,650

MARUDUR ANICUT SYSTEM—Canal Project—cont.

No. 6.—Statement comparing Charges to date with Sanctioned Estimates.

Particulars.	CHARGES AGAINST CLOSED SANCTIONS.			CURRENT SANCTIONS.			Total charges to date against old and current sanctions.	REMARKS.	
	Expenditure against construction estimate.	Expenditure against open canal sanction.	Total.	Charges to date.	Amount of sanctioned estimate.	Unspent balance of estimate.		G.O. No. and date.	Amount of estimate.
	RS.	RS.	RS.		RS.	RS.	RS.		RS.
<i>Direct Charges.</i>									
Works	32,596	8,910	41,500	..	6,450	6,450	41,500		
Establishment	7,496	1,545	9,041	..	1,613	1,613	9,041		
Tools and Plant	129	129	..		
Suspense Account		
Total	40,086	10,455	50,541	..	8,192	8,192	50,541	Mis. 172 I., 7th June 1922.	6,450
Less—Receipts on Capital Account		
Net Total	40,086	10,455	50,541	..	8,192	8,192	50,541		
<i>Indirect Charges.</i>									
Capitalized abatement of land revenue		
Leave and pension allowances	1,049	216	1,265	1,265		
Total	1,049	216	1,265	1,265		
Grand Total	41,135	10,671	51,806	..	8,192	8,192	51,806		

RUSHIKULYA SYSTEM—*Tank Project.*

No. 2.—Capital Account for and to end of 1924-1925.

Heads of account.	DIRECT CHARGES.			Cost of construction as now estimated (construction estimate closed on 31st March 1901).	Expenditure against closed estimate
	Previous.	1924-25.	Total.		
I. WORKS—	RS.	RS.	RS.	RS.	RS.
(1) <i>Head Works—</i>					
A. Preliminary expenses ..	15,476	..	15,476	15,476	15,476
B. Land	1,70,021	..	1,70,021	1,70,021	1,70,021
C. Works	13,62,725	11,360	13,74,085	13,81,712	13,55,132
K. Buildings	19,275	..	19,275	19,275	19,275
L. Earthwork	24,017	..	24,017	24,017	24,017
O. Miscellaneous	458	..	458	458	458
P. Maintenance	6,180	..	6,180	6,180	6,180
Total ..	15,98,152	11,360	16,09,512	16,17,139	15,90,559
(2) <i>Main Canals and Branches—</i>					
A. Preliminary expenses ..	5,902	..	5,902	5,902	5,902
B. Land	86,387	..	86,387	87,564	87,564
C. Works	7,090	..	7,090	6,237	6,237
D. Regulators	24,945	..	24,945	24,945	24,945
E. Falls and weirs	10,200	..	10,200	10,200	10,200
F. (1) Other cross drainage works.	4,56,370	..	4,56,370	4,57,811	4,57,811
G. Bridges	1,09,740	..	1,09,740	1,09,740	1,09,740
I. Navigation Works	1	..	1	1	1
K. Buildings	5,186	2,944	8,129	12,699	8,129
L. Earthwork	9,48,311	..	9,48,311	9,48,311	9,48,311
M. Plantations	3,733	..	3,733	3,733	3,733
N. Tanks and reservoirs	978	..	978	978	978
O. Miscellaneous	10,325	..	10,325	10,325	10,325
P. Maintenance	1,694	..	1,694	1,694	1,694
Total ..	16,70,861	2,944	16,73,805	16,80,140	16,75,570
(3) <i>Distributaries—</i>					
A. Preliminary expenses ..	5,577	..	5,577	5,577	5,577
B. Land	88,183	..	88,183	87,199	87,199
C. Works	1,76,746	4,759	1,81,505	1,82,826	1,73,076
L. Earthwork	3,00,492	..	3,00,492	2,97,245	2,96,745
O. Miscellaneous	3,619	..	3,619	4,178	3,619
Total ..	5,74,617	4,759	5,79,376	5,77,026	5,66,215
(4) <i>Drainage and Protective—</i> <i>Works—</i>					
L. Earthwork	4,144	..	4,144	4,144	4,144
Total ..	4,144	..	4,144	4,144	4,144

RUSHIKULYA SYSTEM—*Tank Project*—cont.

No. 2.—Capital Account for and to end of 1924-1925—cont.

Heads of account.	DIRECT CHARGES			Cost of construction as now estimated (construction estimate closed on 31st March 1901).	Expenditure against closed estimate.
	Previous.	1924-25.	Total.		
I. WORKS—cont.	RS.	RS.	RS.	RS.	RS.
(5) <i>Special tools and plant</i>
Total, Works ..	38,47,774	19,063	38,66,837	38,78,448	38,36,488
II. ESTABLISHMENT ..	8,21,135	9,300	8,30,435	8,27,219	8,17,042
III. TOOLS AND PLANT ..	1,28,189	565	1,28,754	1,23,688	1,27,912
Grand Total ..	47,97,098	28,928	48,26,026	48,34,355	47,81,442
V. <i>Loss</i> —RECEIPTS ON CAPITAL ACCOUNT.	65,853	..	65,853	65,852	65,853
Net Total ..	47,31,245	28,928	47,60,173	47,68,502	47,15,589
Chargeable to " 35. Protective Works—Irrigation "	47,07,008	..	47,07,008
Chargeable to " 55-A Irrigation Works—2 Unproductive "	24,237	28,928	53,165
Total ..	47,31,245	28,928	47,60,173

RUSHIKULYA SYSTEM—*Tank Project*—cont.

No. 3.—Revenue Account for and to end of 1924-1925.

Receipts.	TOTAL.			Charges.	TOTAL.		
	Previous.	1924-1925.	Total.		Previous.	1924-1925.	Total.
1. DIRECT RECEIPTS—	RS.	RS.	RS.	I. EXTENSIONS AND IMPROVEMENTS—	RS.	RS.	RS.
1. Water-rates	25	..	25	(1) Head works	26,927	403	27,330
3. Sale of water	2,325	..	2,325	(2) Main canals and branches	31,381	12,088	43,469
4. Water-supply of town ..	17,976	1,225	19,200	(3) Distributaries	60,705	1,059	61,764
5. Receipts from plantations.	5,317	..	5,317	(4) Drainage and protective works	892	..	892
6. Receipts from other canal produce.	21,564	1,240	22,804	(5) Special tools and plant
8. Navigation receipts ..	24	..	24	Total	1,19,905	13,550	1,33,455
9. Rents of buildings ..	3,284	121	3,405	II. MAINTENANCE AND REPAIRS—			
10. Mines	17	..	17	(1) Head works	3,54,399	14,418	3,68,817
11. Miscellaneous	12,787	16	12,803	(2) Main canals and branches	5,59,401	36,897	5,96,298
<i>Deduct—Refunds</i>	<i>50</i>	<i>..</i>	<i>50</i>	(3) Distributaries	2,33,080	30,527	2,63,607
Total, Revenue realized in Public Works Department.	63,268	2,602	65,870	(4) Drainage and protective works	2,419	..	2,419
Irrigation revenue realized in Civil Department.	38,50,997	1,84,407	40,35,404	(5) Special tools and plant	1,407	— 44	1,363
Total, Direct Receipts ..	39,14,265	1,87,009	41,01,274	Total	11,50,706	81,796	12,32,504
				Total, Extensions and Improvements and Maintenance and Repairs.	12,70,611	95,348	13,65,959
				IV. ESTABLISHMENT	3,67,866	46,515	4,14,381
				V. TOOLS AND PLANT	30,621	2,826	33,447
				VI. REFUNDS OF REVENUE	88	..	88
				Total, Direct Charges	16,69,186	1,44,689	18,13,875

RUSHIKULYA SYSTEM—*Tank Project*—cont.

No. 3.—Revenue Account for and to end of 1924-1925—cont.

Project.	TOTAL.			Charges.	TOTAL.		
	Previous.	1924-1925.	Total.		Previous.	1924-1925.	Total.
II. INDIRECT RECEIPTS—	RS.	RS.	RS.		RS.	RS.	RS.
Share of land revenue collected in the Civil Department.	97,364	4,639	1,02,003	Share of collection charges in the Civil Department. Indirect charges	1,96,320 54,253	9,388 7,466	2,05,708 61,719
Total, Public Works and Civil Departments, Revenue.	40,11,629	1,91,648	42,03,277	Total, Direct and Indirect charges .. * <i>Deduct</i> .—Old maintenance charge saved to Government.	19,19,759 68,681	1,61,543 8,908	20,81,302 77,589
				Balance, Net revenue	18,51,078 21,60,551	1,52,635 39,013	20,03,713 21,99,564
Total, Receipts ..	40,11,629	1,91,648	42,03,277	Net Total Grand Total ..	40,11,629	1,91,648	42,03,277

	RS.
* Direct—	
Extensions and improvements	1,475
Maintenance and repairs	4,108
Establishment	2,723
Tools and plant	165
	<u>8,471</u>
Indirect	437
	<u>8,908</u>
Total ..	8,908

ADMINISTRATIVE ACCOUNTS
FOR THE YEAR 1924-25.

MADRAS PRESIDENCY.

RUSHIKULYA SYSTEM—*Tank Project*—cont.

No. 4.—Interest Account for and to end of 1924-1925.

	Amount.		Amount.
	RS.		RS.
Total interest charges to end of 1923-1924.	64,52,912	Net revenue realized to end of 1923-1924.	21,60,551
Total interest charges for the year 1924-1925.	1,59,778	Net revenue realized during 1924-1925.	39,013
Total ..	55,92,690	Balance, net interest charges ..	33,93,126
		Total ..	55,92,690

No. 5.—Account of Indirect Charges for and to end of 1924-1925.

Particulars.	Previous.	1924-1925.	Total.
Capital—	RS.	RS.	RS.
Capitalization of abatement of land revenue ..	3,00,163	..	3,00,163
Leave and pension allowances	1,14,959	1,302	1,16,261
Audit and accounts	149	191	340
Total ..	4,15,271	1,493	4,16,764
Revenue—			
Capitalization of abatement of land revenue ..	1,240	..	1,240
Leave and pension allowances	51,500	6,512	58,012
Audit and accounts	1,513	954	2,467
Total ..	54,253	7,466	61,719
Grand Total ..	4,69,524	8,959	4,78,483

RUSHIKULYA SYSTEM—*Tank Project*—cont.

No. 6.—Statement comparing Charges to date with Sanctioned Estimates.

Particulars.	CHARGES AGAINST CLOSED SANCTIONS.			CURRENT SANCTIONS.				REMARKS.	
	Expenditure against construction estimate.	Expenditure against open canal sanction.	Total.	Charges to date.	Amount of sanctioned estimate.	Unspent balance of estimate.	Total charges to date against old and current sanctions.	G.O. No. and date.	Amount of estimate.
<i>Direct charges.</i>	RS.	RS.	RS.	RS.	RS.	RS.	RS.		RS
Works	35,19,326	3,17,162	38,36,488	30,349	41,960	11,611	38,66,837		
Establishment	7,46,990	70,052	8,17,042	13,393	10,177	— 3,216	8,30,435		
Tools and plant	1,26,941	971	1,27,912	842	776	— 66	1,28,753		
Suspense account									
Total	43,93,257	3,88,185	47,81,442	44,584	52,913	8,329	48,26,026		
Less—Receipts on capital account	7,851	58,002	65,853	65,853		
Net Total	43,85,406	3,30,183	47,15,589	44,584	52,913	8,329	47,60,173		
<i>Indirect charges.</i>									
Capitalized abatement of land revenue.	2,92,911	7,252	3,00,163	3,00,163	Mis. 146 I., 4th May 1920.	4,570
Leave and pension allowances	1,04,579	9,807	1,14,386	1,875	..	— 1,875	1,16,261	Mis. 111 I., 31st Mar. 1921.	7,980
Audit and accounts	170	170	170	..	— 170	340	Mis. 52 I., 22nd Feb. 1923.	20,700
Total	3,97,490	17,229	4,14,719	2,045	..	— 2,045	4,16,764	Mis. 153 I., 5th June 1923.	4,720
								Mis. 238 I., 28th Aug. 1923.	1,270
								Mis. 285 I., 11th Aug. 1923.	1,160
Grand Total	47,82,896	3,47,412	51,30,308	46,629	52,913	6,284	51,76,937	Mis. 336 I., 22nd Dec. 1923.	1,560
								Total	41,960

NAGAVALLI RIVER SYSTEM—*Canal Project.*

No. 2.—Capital Account for and to end of 1924-1925.

Heads of account.	DIRECT CHARGES.			Cost of construction as now estimated (construction estimate closed on 31st December 1913).	Expenditure against closed estimates.
	Previous.	1921-1925.	Total.		
	RS.	RS.	RS.	RS.	RS.
1. WORKS—					
(1) <i>Head Works—</i>					
A. Preliminary expenses. ex-	48	..	48	48	48
B. Land
C. Works	4,50,504	..	4,50,504	4,50,504	4,50,504
K. Buildings	20,792	..	20,792	20,792	20,792
O. Miscellaneous
Unforeseen works
Total ..	4,71,344	..	4,71,344	4,71,344	4,71,344
(2) <i>Main Canals and Branches—</i>					
A. Preliminary expenses. ex-	2,937	..	2,937	2,937	2,937
B. Land	28,266	..	28,266	28,266	28,266
D. Regulators	3,121	..	3,121	3,121	3,121
E. Falls and weirs	10,847	..	10,847	10,847	10,847
F. River and hill torrent works.	17	..	17	17	17
F. (1) Other cross drainage works.	2,42,440	..	2,42,440	2,42,440	2,42,440
G. Bridges	7,981	..	7,981	7,981	7,981
H. Escapes	822	..	822	822	822
I. Navigation
K. Buildings	10,738	..	10,738	10,738	10,738
L. Earthwork	2,79,678	..	2,79,678	2,79,678	2,79,678
O. Miscellaneous	3,037	..	3,037	3,037	3,037
P. Maintenance
Unforeseen works	295	..	295	295	295
Total ..	5,90,179	..	5,90,179	5,90,179	5,90,179
(3) <i>Distributaries—</i>					
B. Land	24,662	..	24,662	24,662	24,662
O. Works	99,146	..	99,146	99,146	99,146
L. Earthwork	1,12,491	74	1,12,495	1,15,797	98,617
O. Miscellaneous	6,897	..	6,897	6,897	6,897
P. Maintenance
Unforeseen works
Total ..	2,43,126	74	2,43,200	2,46,602	2,39,222

NAGAVALLI RIVER SYSTEM—*Canal Project*—cont.No. 2.—Capital Account for and to end of 1924-1925—*cont.*

Heads of account.	DIRECT CHARGES.			Cost of construction as now estimated (construction estimate closed on 31st December 1913.)	Expenditure against closed estimates.
	Previous.	1924-1925.	Total.		
	RS.	RS.	RS.	RS.	RS.
I. WORKS— <i>cont.</i>					
(5) <i>Special tools and plants—</i>					
Maintenance during construction.	16,500	..	16,500	16,500	16,500
General improvements..
Total Works ..	13,21,149	74	13,21,223	13,24,625	13,07,245
II. ESTABLISHMENT ..	2,70,000	36	2,70,036	2,65,835	2,61,477
III. TOOLS AND PLANT ..	93,276	2	93,278	93,265	92,920
IV. SUSPENSE ACCOUNTS
Grand Total ..	16,84,425	112	16,84,537	16,83,626	16,61,642
V. <i>Less—RECEIPTS ON CAPITAL ACCOUNT.</i>	3,396	..	3,396	3,396	3,396
Net Total ..	16,81,029	112	16,81,141	16,80,230	16,58,246
<i>Apportionment—</i>					
Chargeable to 49. Irrigation.	16,52,196	..	16,52,196
Chargeable to 43. Minor Works and Navigation—Provincial.	2,126	..	2,126
Chargeable to 55-A. Irrigation works—1. Productive.	26,707	112	26,819
Total ..	16,81,029	112	16,81,141

NAGAVALLI RIVER SYSTEM—*Canal Project*—cont.

No. 3.—Revenue Account for and to end of 1924-1925.

Receipts.	TOTAL.			Charges.	TOTAL.		
	Previous.	1924-1925.	Total.		Previous.	1924-1925.	Total.
	RS.	RS.	RS.		RS.	RS.	RS.
I. DIRECT RECEIPTS—				I. EXTENSIONS AND IMPROVEMENTS—			
5. Receipts from plantations ..	6	2	8	(1) Head works	1,390	..	1,390
6. Receipts from other canal produce.	3,909	309	4,218	(2) Main canals and branches	19,405	562	19,967
8. Navigation	1	..	1	(3) Distributaries	13,544	630	14,174
9. Rents of buildings	1,635	153	1,788	(4) Drainage and protective works
11. Miscellaneous	3,453	103	3,556	(5) Special tools and plant
<i>Deduct</i> —Refunds	61	33	94				
				Total ..	34,339	1,192	35,531
				II. MAINTENANCE AND REPAIRS—			
Total, Revenue realized in Public Works Department.	8,943	534	9,477	(1) Head works	63,657	4,577	68,234
Irrigation Revenue realized in Civil Department.	6,81,749	67,506	7,49,255	(2) Main canals and branches	92,462	8,086	100,548
				(3) Distributaries	24,943	2,279	27,222
				(4) Drainage and protective works
				(5) Special tools and plant
				<i>Add</i> —Unclassifiable outlay
				Total ..	1,81,062	14,942	1,96,004
				Total, Extensions and Improvements and Maintenance and Repairs.	2,15,401	16,134	2,31,535
				IV. ESTABLISHMENT	96,455	7,871	1,04,326
				V. TOOLS AND PLANT	3,596	478	4,074
				VI. REFUNDS OF REVENUE	281	..	281
Total, Direct Receipts ..	6,90,692	68,040	7,58,732	Total, Direct Charges ..	3,15,733	24,483	3,40,216

NAGAVALLI RIVER SYSTEM—*Canal Project*—cont.

No. 3.—Revenue Account for and to end of 1924—1925—*cont.*

Receipts.	TOTAL.			Charges.	TOTAL.		
	Previous.	1924-1925.	Total.		Previous.	1924-1925.	Total.
II. INDIRECT RECEIPTS—	RS.	RS.	RS.	Share of collection charges in the Civil Department.	RS.	RS.	RS.
Share of Land Revenue collected in the Civil Department.	81,909	14,714	96,623	Indirect Charges	13,944	1,263	15,207
Total, Public Works and Civil Departments, Revenue.	7,72,601	82,754	8,55,355	Total, Direct and Indirect Charges ..	3,64,583	29,176	3,93,759
				Deduct—Old maintenance charges saved to Government *.	32,269	4,617	36,886
				Net Total ..	3,32,314	24,559	3,56,873
				Balance, net revenue	4,40,287	58,195	4,98,482
Total, Receipts ..	7,72,601	82,754	8,55,355	Grand Total ..	7,72,601	82,754	8,55,355

* Direct—

Extensions and Improvements	RS.	1,432
Maintenance and Repairs	1,462	
Establishment	1,411	
Tools and Plant	85	
								4,390	
Indirect	227	
								Total ..	4,617

ADMINISTRATIVE ACCOUNTS
FOR THE YEAR 1924-25.

MADRAS PRESIDENCY.

NAGAVALLI RIVER SYSTEM—*Canal Project*—cont

No. 4.—Interest Account for and to end of 1924-1925.

	Amount.		Amount.
	RS.		RS.
Total interest charges to end of 1923-1924	8,70,710	Net revenue realized to end of 1923-1924	4,40,287
Total interest charges for the year 1924-1925.. .. .	57,154	Net revenue realized during 1924-1925	58,195
Total ..	9,27,864	Balance net interest charges ..	4,29,382
		Total ..	9,27,864

No. 5.—Account of Indirect Charges for and to end of 1924-1925.

Particulars.	Previous.	1924-1925.	Total.
CAPITAL—	RS.	RS.	RS.
Capitalization of abatement of land revenue	4,340	..	4,340
Leave and pension allowances	37,800	5	37,805
Audit and accounts	163	1	164
Total ..	42,303	6	42,309
REVENUE—			
Capitalization of abatement of land revenue
Leave and pension allowances	13,502	1,102	14,604
Audit and accounts	442	161	603
Total ..	13,944	1,263	15,207
Grand Total ..	56,247	1,269	57,516

NAGAVALLI RIVER SYSTEM—Canal Project—cont.

No. 6.—Statement comparing Charges to date with Sanctioned Estimates.

Particulars.	CHARGES AGAINST CLOSED SANCTIONS.			CURRENT SANCTIONS.			Total charges to date against old and current sanctions.	REMARKS.	
	Expenditure against construction estimate.	Expenditure against open canal sanction.	Total.	Charges to date.	Amount of sanctioned estimate.	Unspent balance of estimate.		G.O. No. and date.	Amount of estimate.
<i>Direct Charges.</i>	RS.	RS.	RS.	RS.	RS.	RS.	RS.	<i>Direct.</i>	RS.
Works	12,24,720	82,625	13,07,245	13,978	17,280	3,302	13,21,223	Mis. 393 I., dated 15th October 1921.	9,330
Establishment	2,42,924	18,553	2,61,477	8,559	4,358	— 4,201	2,70,036	Mis. 143 I., dated 4th May 1921.	3,700
Tools and plant	93,355	— 435	92,920	358	346	— 12	93,278	Mis. 67 I., dated 21st February 1921.	2,400
Suspense account	Mis. 282 I., dated 4th August 1921.	1,850
Total ..	15,60,999	1,00,643	16,61,642	22,895	21,984	— 911	16,84,537	Total ..	17,280
<i>Less—Receipts on Capital account.</i>	1,374	2,022	3,396	3,396		
Net Total ..	15,59,625	98,621	16,58,246	22,895	21,984	— 911	16,81,141		
<i>Indirect Charges.</i>									
Capitalized abatement of land revenue	3,273	1,067	4,340	4,340		
Leave and pension allowances	34,009	2,598	36,607	7,198	..	— 1,198	37,805		
Audit and accounts.	24	24	140	..	— 140	164		
Total ..	37,282	3,689	40,971	1,338	..	— 1,338	42,309		
Grand Total ..	15,96,907	1,02,310	16,99,217	24,233	21,984	— 2,249	17,23,450		

ADMINISTRATIVE ACCOUNTS
 FOR THE YEAR 1924-25.

MADRAS PRESIDENCY.

MUNIYERU SYSTEM—Canal Project.

No. 2.—Capital Account for and to end of 1924-1925.

Heads of account.	DIRECT CHARGES.			Cost of construction as now estimated, closed in 1901-02.	Expenditure against closed estimate.
	Previous.	1924-1925.	Total.		
	RS.		RS.	RS.	RS.
WORKS—					
(1) <i>Head Works—</i>					
A. Preliminary expenses ..	57	..	57	57	57
C. Works	54,547	..	54,547	54,547	54,547
K. Buildings	5,822	..	5,822	5,822	5,822
P. Maintenance	9,815	..	9,815	9,815	9,815
Total ..	70,241	..	70,241	70,241	70,241
(2) <i>Main Canals and Branches—</i>					
B. Land	10,011	..	10,011	10,011	10,011
D. Regulators	12,042	..	12,042	12,042	12,042
E. Falls and weirs
F. River and hill torrent works.	3,046	..	3,046	3,046	3,046
F. (1) Other cross drainage works.	85,903	..	85,903	85,903	85,903
G. Bridges	18,938	..	18,938	18,938	18,938
H. Escapes
K. Buildings	4,586	..	4,586	4,586	4,586
L. Earthwork	1,83,745	..	1,83,745	1,83,745	1,83,745
N. Tanks and reservoirs ..	6,359	..	6,359	6,359	6,359
O. Miscellaneous	2,734	..	2,734	2,734	2,734
P. Maintenance	107	..	107	107	107
Total ..	3,27,471	..	3,27,471	3,27,471	3,27,471
(3) <i>Distributaries—</i>					
C. Works	23,437	..	23,437	23,437	23,437
L. Earthwork	41,198	..	41,198	41,198	41,198
O. Miscellaneous	2,449	..	2,449	2,449	2,449
Total ..	67,084	..	67,084	67,084	67,084
(5) <i>Special tools and plant—</i>					
Provision for unforeseen works.
Total, Works ..	4,64,796	..	4,64,796	4,64,796	4,64,796
II. ESTABLISHMENT	1,04,516	..	1,04,516	1,04,516	1,04,516
III. TOOLS AND PLANT	3,728	..	3,728	3,728	3,728
Grand Total ..	5,73,040	..	5,73,040	5,73,040	5,73,040
V. <i>Less—RECEIPTS ON CAPITAL ACCOUNT.</i>	1,732	..	1,732	1,732	1,732
Net Total ..	5,71,308	..	5,71,308	5,71,308	5,71,308
43. <i>Minor Works and Navigation -</i>					
Provincial	5,68,996	..	5,68,996
56. <i>A. Irrigation Works—</i>					
2. Unproductive	2,342	..	2,342
Total ..	5,71,308	..	5,71,308

MUNIYERU SYSTEM—Canal Project—cont.

No. 3.—Revenue Account for and to end of 1924-1925.

Receipts.	TOTAL.			Charges.	TOTAL.		
	Previous.	1924-1925.	Total.		Previous.	1924-1925.	Total.
I. DIRECT RECEIPTS—	RS.	RS.	RS.	I. EXTENSIONS AND IMPROVEMENTS—	RS.	RS.	RS.
5. Receipts from plantations ..	671	67	738	(1) Head works	2,529	40	2,569
6. Receipts from other canal produce ..	7,323	733	8,056	(2) Main canals and branches	3,862	159	4,021
9. Rents of buildings ..	1,272	75	1,347	(3) Distributaries	968	..	968
11. Miscellaneous ..	4,286	6	4,292	(4) Drainage and protective works
				(5) Special tools and plant
				Total ..	7,359	199	7,558
				II. MAINTENANCE AND REPAIRS—			
				(1) Head works	55,133	2,959	58,122
				(2) Main canals and branches	78,305	2,572	81,177
				(3) Distributaries	21,442	704	22,146
				(4) Drainage and protective works
				(5) Special tools and plant
				Add.—Unclassifiable outlay
				Total ..	1,54,880	6,565	1,61,445
				Total, Extensions and Improvements and Maintenance and Repairs	1,62,239	6,764	1,69,003
Total, Revenue realized in Public Works Department ..	13,552	881	14,433	IV. ESTABLISHMENT	49,002	2,899	51,901
Irrigation Revenue realized in Civil Department ..	4,17,139	23,095	4,40,234	V. TOOLS AND PLANT	1,452	97	1,549
				VI. REFUNDS OF REVENUE	51	..	51
Total, Direct Receipts ..	4,30,691	23,976	4,54,667	Total, Direct Charges ..	2,12,744	9,760	2,22,504

MUNIYERU SYSTEM—*Canal Project*—cont.

No. 4.—Interest Account for and to end of 1924-1925.

	Amount.			Rs.
Total interest charges to end of 1923-1924.	Rs.	5,48,373	Net revenue realized to end of 1923-1924.	
Total interest charges for the year 1924-1925.		19,061	Net revenue realized during 1924-1925.	
Total ..		5,67,434	Balance, net interest charges.	
			Total ..	5,67,434

No. 5.—Account of Indirect Charges for and to end of 1924-1925.

Particulars.	Previous.	1924-1925.	Total.
CAPITAL—	Rs.	Rs.	Rs.
Capitalization of abatement of land revenue ..	5,100	..	5,100
Leave and pension allowances	14,631	..	14,631
Audit and accounts	16	..	16
Total ..	29,751	..	29,751
REVENUE—			
Leave and pension allowances	6,815	406	7,221
Audit and accounts	210	68	278
Total ..	7,055	474	7,529
Grand Total ..	36,806	474	37,280

MUNIYERU SYSTEM—*Canal Project*—cont.

No. 6.—Statement comparing Charges to date with Sanctioned Estimates.

Particulars.	CHARGES AGAINST CLOSED SANCTIONS.			CURRENT SANCTIONS.			Total charges to date against old and current sanctions.	REMARKS.	
	Expenditure against construction estimate.	Expenditure against open canal sanction.	Total.	Charges to date.	Amount of sanctioned estimate.	Unspent balance of estimate.		G.O. No. and date.	Amount of estimate
<i>Direct Charges.</i>	RS.	RS.	RS.				RS.	<i>Direct Charges.</i>	
Works	4,63,179	1,617	4,64,796	4,64,796		
Establishment	1,03,808	710	1,04,518	1,04,516		
Tools and plant	3,713	15	3,728	3,728		
Suspense account..		
Total	5,70,698	2,342	5,73,040	5,73,040		
Less— Receipts on Capital account	1,732	..	1,732	1,732		
Net Total	5,68,966	2,342	5,71,308	5,71,308		
<i>Indirect Charges.</i>									
Capitalised abatement of land revenue	15,104	..	15,104	15,104		
Leave and pension allowances	14,532	99	14,631	14,631		
Audit and account	16	16	16		
Total	29,636	115	29,751	29,751		
Grand Total	5,98,602	2,457	6,01,059	6,01,059		

MUNIYERU SYSTEM—*Canal Project*—cont.

No. 4.—Interest Account for and to end of 1924-1925.

	Amount.		Amount.
	RS.		RS.
Total interest charges to end of 1923-1924.	5,48,373	Net revenue realized to end of 1923-1924.	1,94,934
Total interest charges for the year 1924-1925.	19,061	Net revenue realized during 1924-1925.	12,980
		Balance, net interest charges.	3,59,520
Total ..	5,67,434	Total ..	5,67,434

No. 5.—Account of Indirect Charges for and to end of 1924-1925.

Particulars.	Previous.	1924-1925.	Total.
	RS.	RS.	RS.
CAPITAL—			
Capitalization of abatement of land revenue ..	15,101	..	15,101
Leave and pension allowances	14,631	..	14,631
Audit and accounts	16	..	16
Total ..	29,751	..	29,751
REVENUE—			
Leave and pension allowances	6,845	406	7,251
Audit and accounts	210	68	278
Total ..	7,055	474	7,529
Grand Total ..	36,806	474	37,280

MUNIYERU SYSTEM—*Canal Project*—cont.

No. 6.—Statement comparing Charges to date with Sanctioned Estimates.

Particulars.	CHARGES AGAINST CLOSED SANCTIONS.			CURRENT SANCTIONS.			Total charges to date against old and current sanctions.	REMARKS.			
	Expenditure against construction estimate.	Expenditure against open canal sanction.	Total.	Charges to date.	Amount of sanctioned estimate.	Unspent balance of estimate.		G.O. No. and date.	Amount of estimate		
<i>Direct Charges.</i>											
Works	4,63,179	1,617	4,64,796	4,64,796	<i>Direct Charges.</i>			
Reestablishment	1,03,806	710	1,04,516	1,04,516				
Tools and plant	3,713	15	3,728	3,728				
Expense account..				
Total	5,70,698	2,342	5,73,040	5,73,040				
Less—Receipts on Capital account	1,732	..	1,732	1,732				
Net Total	5,68,966	2,342	5,71,308	5,71,308				
<i>Indirect Charges.</i>											
Capitalised abatement of land revenue	15,104	..	15,104	15,104				
Leave and pension allowances	14,532	99	14,631	14,631				
Audit and account	16	16	16				
Total	29,636	115	29,751	29,751				
Grand Total	5,98,602	2,457	6,01,059	6,01,059				

PEDDINAYUDU TANK OF CHINNARAOFALEM—*Tank Project.*

No. 2.—Capital Account for and to end of 1924-1925.

Heads of account.	DIRECT CHARGES.			Cost of construction as now estimated closed in 1916-17.	Expenditure against closed estimate.
	Previous.	1924-1925.	Total.		
I. WORKS—	RS.		RS.	RS.	RS.
(1) <i>Head Works</i> —					
B. Land	8,833	..	8,833	8,833	8,833
C. Works	38,551	..	38,551	38,551	38,551
O. Miscellaneous	90	..	90	90	90
P. Maintenance	226	..	226	226	226
Total	47,700	..	47,700	47,700	47,700
(2) <i>Main Canals and Branches</i> —					
B. Land	382	..	382	382	382
C. Works	1,211	..	1,211	1,211	1,211
L. Earthwork	2,020	..	2,020	2,020	2,020
O. Miscellaneous	81	..	81	81	81
Total	3,694	..	3,694	3,694	3,694
(3) <i>Distributaries</i> —					
B. Land	106	..	106	106	106
C. Works	44	..	44	44	44
L. Earthwork	775	..	775	775	775
O. Miscellaneous
Total	925	..	925	925	925
(5) <i>Special tools and plant</i> —
Provision for unforeseen works
Total, Works	52,319	..	52,319	52,319	52,319
II. ESTABLISHMENT	9,779	..	9,779	9,779	9,779
III. TOOLS AND PLANT
(a) Grand Total	62,098	..	62,098	62,098	62,098

(a) Chargeable to "43. Minor Works and Navigation—Provincial."

PEDDINAYUDU TANK OF CHINNARAOPALEM—*Tank Project*—cont.

No. 3.—Revenue Account for and to end of 1924-1925.

89

Receipts.	TOTAL.			Charges.	TOTAL.		
	Previous.	1924-1925.	Total.		Previous.	1924-1925.	Total.
I. DIRECT RECEIPTS—	RS.	RS.	RS.	I. EXTENSIONS AND IMPROVEMENTS—	RS.	RS.	RS.
4. Receipts from plantations ..	3,468	..	3,468	(1) Head works
6. Receipts from other canal produce.	8,467	2,936	11,403	(2) Main canals and branches	116	..	116
8. Navigation receipts	(3) Distributaries
9. Rents of buildings	(4) Drainage and protective works	188	50	238
10. Fines	(5) Special tools and plant
11. Miscellaneous	909	..	909	Total ..	304	50	354
<i>Deduct</i> —Refunds	120	..	120	II. MAINTENANCE AND REPAIRS—			
Receipts for which classification is not obtainable	(1) Head works	138	137	275
Total revenue realized in the Public Works Department	12,724	2,936	15,660	(2) Main canals and branches	1,201	..	1,201
Irrigation revenue realized in Civil Department	5,802	555	5,857	(3) Distributaries	258	..	258
Total, Direct Receipts ..	18,026	3,491	21,517	(4) Drainage and protective works
Total, Public Works and Civil Departments, Revenue	18,026	3,491	21,517	(5) Special tools and plant
Total, Receipts ..	18,026	3,491	21,517	<i>Add</i> —Unclassifiable outlay
				Total ..	1,597	137	1,734
				Total, Extensions and Improvements and Maintenance and Repairs	1,901	187	2,088
				IV. ESTABLISHMENT	1,138	80	1,218
				V. TOOLS AND PLANT	3	3	6
				VI. REFUNDS OF REVENUE	94	..	94
				Total, Direct Charges ..	3,136	270	3,406
				Share of collection charges in the Civil Department	264	28	292
				Indirect charges	161	13	174
				Total, Direct and Indirect Charges ..	3,561	311	3,872
				Balance, net revenue ..	14,465	3,186	17,645
				Grand Total ..	18,026	3,491	21,517

ADMINISTRATIVE ACCOUNTS
FOR THE YEAR 1924-25.

299

MADRAS PRESIDENCY.

PEDDINAYUDU TANK OF CHINNARAOPALEM—*Tank Project*—cont.

No. 4.—Interest Account for and to end of 1924-1925.

	Amount.		Amount.
	RS.		RS.
Total interest charges to end of 1923-1924	31,967	Net revenue realized to end of 1923-1924	14,465
Total interest charges for the year 1924-1925	2,065	Net revenue realized during 1924-1925	3,180
		Balance, net interest charges ..	16,387
Total ..	34,032	Total ..	34,032

No. 5.—Account of Indirect Charges for and to end of 1924-1925.

Particulars.	Previous.	1924-1925.	Total.
CAPITAL—	RS.	RS.	RS.
Capitalization of abatement of land revenue	28	..	28
Leave and pension allowances	1,369	..	1,369
Total ..	1,397	..	1,397
REVENUE—			
Leave and pension allowances	158	11	169
Audit and accounts.. .. .	2	2	5
Total ..	161	13	174
Grand Total ..	1,558	13	1,571

PEDDINAYUDU TANK OF CHINNARAOPALEM—*Tank Project*—cont.

No. 6.—Statement comparing Charges to date with Sanctioned Estimates.

Particulars.	CHARGES AGAINST CLOSED SANCTIONS.			CURRENT SANCTIONS.			Total charges to date against old and current sanctions.	REMARKS.	
	Expenditure against construction estimate.	Expenditure against open canal sanction.	Total.	Charges to date.	Amount of sanctioned estimate.	Unspent balance of estimate.		G.O. No. and date.	Amount of estimate.
<i>Direct Charges.</i>	RS.		RS.				RS.		
Works	52,319		52,319				52,319		
Establishment	9,779		9,779				9,779		
Tools and plant		
Suspense account		
Total ..	62,098		62,098				62,098		
<i>Less—Receipts on Capital Account</i>		
Net Total ..	62,098		62,098				62,098		
<i>Indirect Charges.</i>									
Capital abatement of land revenue	28		28				28		
Leave and pension allowances	1,369		1,369				1,369		
Total ..	1,397		1,397				1,397		
Grand Total ..	63,495		63,495				63,495		

JANGAMESHWARAPURAM TANK--*Tank Project.*

No. 2.—Capital Account for and to end of 1924-1925.

Heads of account.	DIRECT CHARGES.			Cost of construction as now estimated (construction estimate closed on 31st March 1908).	Expenditure against closed estimate.
	Previous.	1924-1925.	Total.		
I. WORKS—	RS.		RS.	RS.	RS.
(1) <i>Head Works—</i>					
B. Land	13,487	..	13,487	13,487	13,487
C. Works	10,899	..	10,899	10,899	10,899
K. Buildings
L. Earthwork	6,959	..	6,959	6,959	6,959
O. Miscellaneous	72	..	72	72	72
Total	31,417	..	31,417	31,417	31,417
(3) <i>Distributaries—</i>					
B. Land	695	..	695	695	695
C. Works	7,500	..	7,500	7,500	7,500
L. Earthwork	12,704	..	12,704	12,704	12,704
O. Miscellaneous	248	..	248	248	248
Total	21,147	..	21,147	21,147	21,147
Provision for unforeseen works.
Total, Works	52,564	..	52,564	52,564	52,564
II. ESTABLISHMENT	8,689	..	8,689	8,689	8,689
III. TOOLS AND PLANT
Grand Total	61,253	..	61,253	61,253	61,253
IV. <i>Less—RECEIPTS ON CAPITAL ACCOUNT</i>
(a) Net Total	61,253	..	61,253	61,253	61,253

(a) Chargeable to "43. Minor Works and Navigation—Provincial".

JANGAMESHWARAPURAM TANK—*Tank Project*—cont.

No. 3.—Revenue Account for and to end of 1924-1925.

Receipts.	TOTAL.			Charges.	TOTAL.		
	Previous.	1924-1925.	Total.		Previous.	1924-1925.	Total.
I. DIRECT RECEIPTS—	RS.	RS.	RS.	I. EXTENSIONS AND IMPROVEMENTS—	RS.	RS.	RS.
5. Receipts from plantations.	2	..	2	(1) Head works	177	..	177
6. Receipts from other canal produce	1,070	..	1,070	(2) Main canals and branches	26	..	26
11. Miscellaneous	(3) Distributaries	549	38	587
				(4) Drainage and protective works
				(5) Special tools and plant
Total, Revenue realized in Public Works Department	1,072	..	1,072	Total ..	752	38	790
Irrigation revenue realized in Civil Department	13,599	1,544	15,143	II. MAINTENANCE AND REPAIRS—			
Total, Direct Receipts ..	14,671	1,544	16,215	(1) Head works	891	..	891
				(2) Main canals and branches	334	..	334
II. INDIRECT RECEIPTS—				(3) Distributaries	2,999	80	3,079
Share of land revenue collected in the Civil Department.	(4) Drainage and protective works	467	..	467
Total, Public Works and Civil Departments, Revenue ..	14,671	1,544	16,215	(5) Special tools and plant
				<i>Add—Unclassifiable outlay</i>
				Total ..	4,691	80	4,771
				Total, Extensions and Improvements and Maintenance and Repairs ..	5,443	118	5,561
				IV. ESTABLISHMENT	2,168	51	2,219
				V. TOOLS AND PLANT	— 12	2	— 10
				VI. REFUNDS OF REVENUE
				Total, Direct Charges ..	7,599	171	7,770
				Share of collection charges in the Civil Department	678	77	755
				Indirect charges	317	8	325
				Total, Direct and Indirect Charges ..	8,594	256	8,850
				Balance, net revenue	6,077	1,288	7,365
Total, Receipts ..	14,671	1,544	16,215	Grand Total ..	14,671	1,544	16,215

ADMINISTRATIVE ACCOUNTS
FOR THE YEAR 1924-25.

503

MADRAS PRESIDENCY.

JANGAMESHWARAPURAM TANK—*Tank Project*—cont.

No. 4.—Interest Account for and to end of 1924-1925.

	Amount.		Amount.
	RS.		RS.
Total interest charges to end of 1923-1924	43,120	Net revenue realized to end of 1923-1924	6,077
Total interest charges for the year 1924-1925	2,037	Net revenue realized during 1924-1925	1,288
		Balance, net interest charges ..	37,792
Total ..	45,157	Total ..	45,157

No. 5.—Account of Indirect Charges for and to end of 1924-1925.

Particulars.	Previous.	1924-1925.	Total.
	RS.	RS.	RS.
CAPITAL—			
Capitalization of abatement of land revenue	9,194	..	9,194
Leave and pension allowances ..	1,217	..	1,217
Total ..	10,411	..	10,411
REVENUE—			
Leave and pension allowances ..	305	7	312
Audit and accounts	12	1	13
Total ..	317	8	325
Grand Total ..	10,728	8	10,736

JANGAMESHWARAPURAM TANK—*Tank Project*—cont.

No. 6.—Statement comparing Charges to date with Sanctioned Estimates.

Particulars.	CHARGES AGAINST CLOSED SANCTIONS.			CURRENT SANCTIONS.			Total charges to date against old and current sanctions.	REMARKS.	
	Expenditure against construction estimate.	Expenditure against open canal sanction.	Total.	Charges to date.	Amount of sanctioned estimate.	Unspent balance of estimate.		G.O. No. and date.	Amount of estimate.
<i>Direct Charges.</i>									
Works	50,980	1,584	52,564	52,564		
Establishment	8,352	337	8,689	8,689		
Tools and plant..		
Suspense account		
Total ..	59,332	1,921	61,253	61,253		
Less—Receipts on Capital account		
Net Total ..	59,332	1,921	61,253	61,253		
<i>Indirect Charges.</i>									
Capitalized abatement of land revenue	9,194	..	9,194	9,194		
Leave and pension allowances	1,170	47	1,217	1,217		
Total ..	10,364	47	10,411	10,411		
Grand Total ..	69,696	1,968	71,664	71,664		

ATMAKURU TANK—*Tank Project.*

No. 2.—Capital Account for and to end of 1924-1925.

Heads of account.	DIRECT CHARGES.			Cost of construction as now estimated (construction estimate closed on 31st August 1907).	Expenditure against closed estimate.
	Previous.	1924-1925.	Total.		
I. WORKS—	RS		RS.	RS.	RS
(1) <i>Head Works—</i>					
B. Land	9,024	..	9,024	9,024	9,024
C. Works	36,966	..	36,966	36,966	36,966
K. Buildings
L. Earthwork	35,535	..	35,535	35,535	35,535
O. Miscellaneous	75	..	75	75	75
P. Maintenance	66	..	66	66	66
Total	81,660	..	81,666	81,866	81,666
(2) <i>Main Canals and Branches—</i>					
A. Preliminary expenses
B. Land
E. Falls and weirs
F. (1) Other cross drainage works
G. Bridges
K. Buildings
L. Earthwork
O. Miscellaneous
P. Maintenance
Total
(3) <i>Distributaries—</i>					
B. Land	493	..	493	493	493
C. Works	3,282	..	3,282	3,282	3,282
L. Earthwork	5,512	..	5,512	5,512	5,512
O. Miscellaneous	249	..	249	249	249
P. Maintenance
Total	9,536	..	9,536	9,536	9,536
Provision for unforeseen works
Total, Works	91,202	..	91,202	91,202	91,202
II. ESTABLISHMENT	18,749	..	18,749	18,749	18,749
III. TOOLS AND PLANT
(a) Grand Total	1,09,951	..	1,09,951	1,09,951	1,09,951

(a) Chargeable to "43. Minor Works and Navigation—Provincial."

ATMAKURU TANK—Tank Project—cont.
No. 3.—Revenue Account for and to end of 1924–1925.

ADMINISTRATIVE ACCOUNTS
FOR THE YEAR 1924–25.

807

MADRAS PRESIDENCY.

Receipts.	TOTAL.			Charges.	TOTAL.		
	Previous.	1924–1925.	Total.		Previous.	1924–1925.	Total.
I. DIRECT RECEIPTS—	RS.	RS.	RS.	I. EXTENSIONS AND IMPROVEMENTS—	RS.	RS.	RS.
3. Sale of water	(1) Head works	766	..	766
4. Water-supply of towns	(2) Main canals and branches
6. Receipts from plantations	(3) Distributaries	136	..	136
6. Receipts from other canal produce	3	..	3	(4) Drainage and protective works
8. Navigation receipts	(5) Special tools and plant
9. Rents of buildings	Total ..	902	..	902
10. Fines	II. MAINTENANCE AND REPAIRS—			
11. Miscellaneous	5	..	5	(1) Head works	7,342	..	7,342
Total, Revenue realized in the Public Works Department	8	..	8	(2) Main canals and branches
Irrigation Revenue realized in Civil Department	25,812	1,626	27,438	(3) Distributaries	1,492	369	1,861
Total, Direct Receipts	25,820	1,626	27,446	(4) Drainage and protective works
				(5) Special tools and plant
II. INDIRECT RECEIPTS—				<i>Adit</i> —Unclassifiable outlay
Share of Land Revenue collected in the Civil Department	Total ..	8,834	369	9,203
Total, Public Works and Civil Departments, Revenue	25,820	1,626	27,446	Total, Extensions and Improvements and Maintenance and Repairs	9,736	369	10,105
Grand Total	25,820	1,626	27,446	IV. ESTABLISHMENT	3,611	158	3,769
				V. TOOLS AND PLANT	39	5	44
				Total, Direct Charges	13,886	532	13,918
				Share of collection charges in the Civil Department	1,289	81	1,370
				Indirect charges	555	26	581
				Total, Direct and Indirect Charges	15,230	639	15,869
				Balance, net revenue	10,599	997	11,577
				Grand Total ..	25,820	1,626	27,446

ATMAKURU TANK—*Tank Project*—cont.

No. 4.—Interest Account for and to end of 1924-1925.

	Amount.		Amount.
	RS.		RS.
Total interest charges to end of 1923-1924	74,084	Net revenue realized to end of 1923-1924	10,590
Total interest charges for the year 1924-1925	3,655	Net revenue realized during 1924-1925	987
Balance, net revenue	Balance, net interest charges	66,163
Total ..	77,740	Total ..	77,740

No. 5.—Account of Indirect Charges for and to end of 1924-1925.

Particulars.	Previous.	1924-1925.	Total.
	RS.	RS.	RS.
CAPITAL—			
Capitalization of abatement of land revenue	10,802	..	10,802
Leave and pension allowances	2,626	..	2,626
Total ..	13,428	..	13,428
REVENUE—			
Leave and pension allowances	506	22	528
Audit and accounts	49	4	53
Total ..	555	26	581
Grand Total ..	13,983	26	14,009

ATMAKURU TANK—*Tank Project*—cont.

No. 6.—Statement comparing Charges to date with Sanctioned Estimates.

Particulars.	CHARGES AGAINST CLOSED SANCTIONS.			CURRENT SANCTIONS.			Total charges to date against old and current sanctions.	REMARKS.	
	Expenditure against construction estimate.	Expenditure against open canal sanction.	Total.	Charges to date.	Amount of sanctioned estimate.	Unspent balance of estimate.		G.O. No. and date.	Amount of estimate.
<i>Direct Charges.</i>									
	RS.		RS.				RS.		
Works	91,202	..	91,202	91,202		
Establishment	18,749	..	18,749	18,749		
Tools and plant		
Suspense account		
Total ..	1,09,951	..	1,09,951	1,09,951		
<i>Less</i> —Receipts on Capital Account		
Net Total ..	1,09,951	..	1,09,951	1,09,951		
<i>Indirect Charges.</i>									
Capitalised abatement of land revenue.. ..	10,802	..	10,802	10,802		
Leave and pension allowances	2,626	..	2,626	2,626		
Total ..	13,428	..	13,428	13,428		
Grand Total ..	1,23,379	..	1,23,379	1,23,379		

DONDAPAD TANK—*Tank Project.*

No. 2.—Capital Account for and to end of 1924-1925.

Heads of account.	DIRECT CHARGES.			Cost of construction as now estimated (construction estimate closed on 31st March 1903).	Expenditure against closed estimate.
	Previous.	1924-1925.	Total.		
I. WORKS—	RS.		RS.	RS.	RS.
(1) <i>Head Works—</i>					
B. Land	22,423	..	22,423	22,423	22,423
C. Works	28,821	..	28,821	28,821	28,821
L. Earthwork	38,320	..	38,320	38,320	38,320
P. Maintenance	10	..	10	10	10
Total	89,574	..	89,574	89,574	89,574
(3) <i>Distributaries—</i>					
B. Land	838	..	838	838	838
C. Works	5,456	..	5,456	5,456	5,456
L. Earthwork	9,860	..	9,860	9,860	9,860
O. Miscellaneous	120	..	120	120	120
Total	16,274	..	16,274	16,274	16,274
Total, Works	1,05,848	..	1,05,848	1,05,848	1,05,848
II. ESTABLISHMENT	18,945	..	18,945	18,945	18,945
III. TOOLS AND PLANT
Grand Total	1,24,793	..	1,24,793	1,24,793	1,24,793
V. Less—RECEIPTS ON CAPITAL ACCOUNT	7	..	7	7	7
(a) Net Total	1,24,786	..	1,24,786	1,24,786	1,24,786

(a) Chargeable to "43. Minor Works and Navigation—Provincial".

DONDAPAD TANK—Tank Project—cont.
No. 3.—Revenue Account for and to end of 1924—1925.

ADMINISTRATIVE ACCOUNTS
FOR THE YEAR 1924-25.

311

MADRAS PRESIDENCY.

Receipts.	TOTAL.			Charges.	TOTAL.		
	Previous.	1924-1925.	Total.		Previous.	1924-1925.	Total.
I. DIRECT RECEIPTS—	RS.	RS.	RS.	I. EXTENSIONS AND IMPROVEMENTS—	RS.	RS.	RS.
5. Receipts from plantations ..	165	..	165	(1) Head works	73	..	73
6. Receipts from other canal produce ..	631	..	631	(2) Main canals and branches
11. Miscellaneous ..	230	..	230	(3) Distributaries	528	..	528
				(4) Drainage and productive works
				(5) Special tools and plant
				Total ..	601	..	601
Total, Revenue realized in Public Works Department ..	1,026	..	1,026	II. MAINTENANCE AND REPAIRS—			
Irrigation Revenue realized in Civil Department ..	17,665	865	18,430	(1) Head works	6,803	..	6,803
				(2) Main canals and branches	144	..	144
Total, Direct Receipts ..	18,691	865	19,456	(3) Distributaries	3,636	..	3,636
				(4) Drainage and productive works
				(5) Special tools and plant
				<i>Add—Unclassifiable outlay</i>
				Total ..	10,583	..	10,583
II. INDIRECT RECEIPTS—				Total, Extensions and Improvements and Maintenance and Repairs	11,184	..	11,184
Share of Land Revenue collected in the Civil Department ..	74	5	77	IV. ESTABLISHMENT	3,464	..	3,464
				V. TOOLS AND PLANT	31	..	31
				VI. REFUNDS OF REVENUE
Total, Public Works and Civil Departments, Revenue ..	18,665	868	19,533	Total, Direct Charges ..	14,679	..	14,679
				Share of collection charges in the Civil Department	81	43	924
				Indirect charges	488	..	488
				Total, Direct and Indirect Charges ..	16,048	43	16,091
Total, Receipts ..	18,665	868	19,533	Balance, net revenue	2,617	825	3,442
				Grand Total ..	18,665	868	19,533

DONDAPAD TANK—*Tank Project*—cont.

No. 4.—Interest Account for and to end of 1924–1925.

	Amount.		Amount.
	RS.		RS.
Total interest charges to end of 1923–1924	1,36,977	Net revenue realized to end of 1923–1924	2,617
Total interest charges for the year 1924–1925	4,149	Net revenue realized during 1924–1925	825
		Balance, net interest charges ..	1,37,684
Total ..	1,41,126	Total ..	1,41,126

No. 5.—Account of Indirect Charges for and to end of 1924–1925.

Particulars.	Previous.	1924–1925.	Total.
	RS.		RS.
CAPITAL—			
Capitalization of abatement of land revenue.	12,566	..	12,566
Leave and pension allowances	2,652	..	2,652
Total ..	15,218	..	15,218
REVENUE—			
Leave and pension allowances	482	..	482
Audit and accounts	6	..	6
Total ..	488	..	488
Grand Total ..	15,706	..	15,706

DONDAPAD TANK—Tank Project—cont.

No. 6.—Statement comparing Charges to date with Sanctioned Estimates.

Particulars.	CHARGES AGAINST CLOSED SANCTIONS.			CURRENT SANCTIONS.			Total charges to date against old and current sanctions.	REMARKS.	
	Expenditure against construction estimate.	Expenditure against open canal sanctions.	Total.	Charges to date.	Amount of sanctioned estimate.	Unspent balance of estimate.		G.O. No. and date.	Amount of estimate
<i>Direct charges.</i>	RS.	RS.	RS.				RS.		
Works	96,521	9,327	1,05,848	1,05,848		
Establishment	17,017	1,928	18,945	18,945		
Tools and plant		
Suspense account		
Total ..	1,13,538	11,255	1,24,793	1,24,793		
<i>Less—Receipts on capital account ..</i>	7	..	7	7		
Net Total ..	1,13,531	11,255	1,24,786	1,24,786		
<i>Indirect charges.</i>									
Capitalized abatement of land revenue	12,062	504	12,566	12,566		
Leave and pension allowances ..	2,382	270	2,652	2,652		
Total ..	14,444	774	15,218	15,218		
Grand Total ..	1,27,975	12,029	1,40,004	1,40,004		

BHAVANASI TANK PROJECT—*Tank Project.*

No. 2.—Capital Account for and to end of 1924-1925.

Heads of account.	DIRECT CHARGES.			Cost of construction as now estimated.	Expenditure against closed estimate.
	Previous.	1924-1925.	Total.		
I. WORKS—	RS.	RS.	RS.	RS.	
(1) <i>Head Works—</i>					
A. Preliminary expenses.	1,188	..	1,188	1,200	..
B. Land	8,507	..	8,507	8,613	..
C. Works	2,556	..	2,556	15,720	..
E. Falls and Weirs	14,059	..	14,059		
L. Earthwork	1,16,658	..	1,16,658	85,250	..
O. Miscellaneous	124	..	124	270	..
Total ..	1,43,092	..	1,43,092	1,11,053	..
(2) <i>Main Canals and Branches—</i>					
A. Preliminary expenses.	17	..	17	136	..
B. Land	4,159	2,670	6,829	6,874	..
C. Works	14,439	..	14,439	15,970	..
D. Regulators
E. Rivers and Hill Torrents.
F. (1) Other cross drainage works.
G. Bridges
K. Buildings
L. Earthwork	29,493	..	29,493	24,720	..
M. Plantations	2,137	..
O. Miscellaneous	303	..	303	310	..
P. Maintenance	152	..	152
Total ..	48,563	2,670	51,233	50,147	..
(3) <i>Distributaries—</i>					
B. Land
C. Works
L. Earthwork
O. Miscellaneous
P. Maintenance
Total
(5) <i>Special tools and plant—</i>	— 9,221	..	— 9,221
Provision for unforeseen works
Total, Works ..	1,82,434	2,670	1,85,104	1,61,200	..
II. ESTABLISHMENT	41,653	1,144	42,797	31,782	..
III. TOOLS AND PLANT	25,666	38	25,698	15,403	..
V. Less receipts on capital account.	2,49,747	3,852	2,53,599	2,08,385	..
(a) Grand Total ..	2,49,450	3,852	2,53,302	2,08,385	..
Chargeable to 35. Protective works— Irrigation.	2,49,581	..	2,49,581
Chargeable to 55—A. Irrigation works — 2. Unproductive.	— 131	3,852	3,721
	2,49,450	3,852	2,53,302

Note.—The Government have ordered that the excess may be explained in the report on the closure of the construction estimate of the project.

BHAVANASI TANK PROJECT—*Tank Project*—cont.

No. 4.—Interest Account for and to end of 1924-1925.

	Amount.		Amount.
	rs.		rs.
Total interest charges to end of 1923-1924.	79,780	Net revenue realized to end of 1923-1924.	— 6,094
Total interest charges for the year 1924-1925.	10,361	Net revenue realized during 1924-1925.	— 2,748
		Balance, net interest charges ..	98,983
Total ..	90,141	Total ..	90,141

No. 5.—Account of Indirect Charges for and to end of 1924-1925.

Particulars.	Previous.	1924-1925.	Total
	rs.	rs.	rs.
CAPITAL—			
Capitalization of abatement of land revenue.	5,027	..	5,027
Leave and pension allowances	5,831	160	5,991
Audit and accounts	27	27
Total ..	10,858	187	11,045
REVENUE—			
Capitalization of abatement of land revenue.
Leave and pension allowances	847	234	1,081
Audit and accounts	84	39	123
Total ..	931	273	1,204
Grand Total ..	11,789	460	12,249

BHAVANASI TANK PROJECT—*Tank Project*—cont.

No. 6.—Statement comparing Charges to date with Sanctioned Estimates

Particulars.	CHARGES AGAINST CLOSED SANCTIONS.			CURRENT SANCTIONS.			Total charges to date against old and current sanctions.	REMARKS.	
	Expenditure against construction estimate.	Expenditure against open canal sanction.	Total.	Charges to date.	Amount of sanctioned estimate.	Unspent balance of estimate.		G.O. No. and date.	Amount of estimate
<i>Direct Charges.</i>				RS.	RS.	RS.	RS.		RS.
Works	1,85,104	1,61,200	— 23,904	1,85,104	367 I., 26th Aug. 1916. Direct	1,56,400
Establishment	42,797	31,782	— 11,015	42,797		
Tools and plant	25,698	15,403	— 10,295	25,698		
Suspense account						
Total	2,53,599	2,08,385	— 45,214	2,53,599		
Less—Receipts on Capital account.	297	.	— 297	297	Mis. 423 I., 5th Decem- ber 1924.	4,800
Net Total	2,53,302	2,08,385	— 44,917	2,53,302	Total Direct ..	1,61,200
<i>Indirect Charges</i>									
Capitalized abatement of land revenue.	5,027	2,430	— 2,597	5,027	Indirect	6,711
Leave and pension allowances	5,991	4,281	— 1,710	5,991		
Audit and accounts	27		— 27	27		
Total	11,045	6,711	— 4,334	11,045		
Grand Total	2,64,347	2,15,096	— 49,251	2,64,347		

MOPAD PROJECT—*Canal Project.*

No. 2.—Capital Account for and to end of 1924-1925.

Heads of account.	DIRECT CHARGES.			Cost of construction as now estimated.	Expenditure against closed estimate.
	Previous.	1924-1925.	Total.		
I. WORKS—	RS.		RS.	RS.	
(1) <i>Head works—</i>					
A. Preliminary expenses ..	13,472	..	13,472	13,548	..
B. Land	83,111	..	83,111	83,123	..
C. Works	44,034	..	44,034	44,035	..
K. Buildings	21,808	..	21,808	21,661	..
L. Earthwork	11,95,416	..	11,95,416	11,87,373	..
N. Tanks and reservoirs
O. Miscellaneous	15,296	..	15,296	14,834	..
P. Maintenance	23,618	..	23,618	24,000	..
Unforeseen works
Total	13,96,755	..	13,96,755	13,88,574	..
(2) <i>Main Canals and Franchises—</i>					
A. Preliminary expenses ..	1,938	..	1,938	1,938	..
B. Land	12,812	..	12,812	12,812	..
D. Regulators	15,778	..	15,778	15,777	..
E. Falls and weirs	21,158	..	21,158	21,168	..
F. (1) Other cross drainage works.	1,44,666	..	1,44,666	1,44,664	..
G. Bridges	13,753	..	13,753	13,754	..
K. Buildings	2,988	..	2,988	3,000	..
L. Earthwork	91,758	..	91,758	91,750	..
O. Miscellaneous	5,217	..	5,217	5,232	..
P. Maintenance	4,732	..	4,732	4,650	..
Unforeseen works
Total	3,14,800	..	3,14,800	3,14,745	..
(3) <i>Distributaries—</i>					
A. Preliminary expenses ..	2,389	..	2,389	2,389	..
B. Land	5,056	..	5,056	5,056	..
C. Works	6,118	..	6,118	6,107	..
G. Bridges	287	..	287	287	..
I. Earthwork	9,990	..	9,990	9,989	..
O. Miscellaneous	2,701	..	2,701	2,702	..
Total	26,541	..	26,541	26,530	..
(5) <i>Special tools and plant—</i>	— 71,521	..	— 71,521	1,21,355	..
Provision for unforeseen works.
Total, Works	16,66,575	..	16,66,575	18,51,204	..
II. ESTABLISHMENT	3,20,381	..	3,20,381	3,45,827	..
III. TOOLS AND PLANT	2,34,213	..	2,34,213	24,643	..
Grand Total	22,21,169	..	22,21,169	22,21,674	..
V. Less—RECEIPTS ON CAPITAL ACCOUNT.	27,894	..	27,894	24,674	..
(a) Net total	21,93,275	..	21,93,275	21,97,000	..
Chargeable to 35. Protective Works —Irrigation.	22,09,835	..	22,09,835
Chargeable to 55. Irrigation Works —Unproductive.	— 16,560	..	— 16,560
Total	21,93,275	..	21,93,275

MOPAD PROJECT—*Canal Project*—cont.

No. 3.—Revenue Account for and to end of 1924–1925.

ADMINISTRATIVE ACCOUNTS
FOR THE YEAR 1924–25.

319

MADRAS PRESIDENCY.

Receipts.	TOTAL.			Charges.	TOTAL.		
	Previous.	1924–1925.	Total.		Previous.	1924–1925.	Total.
I. DIRECT RECEIPTS—	RS.	RS.	RS.	I. EXTENSIONS AND IMPROVEMENTS—	RS.	RS.	RS.
6. Receipts from other canal produce	(1) Head works
9. Rent of buildings	260	57	317	(2) Main canals and branches	30	30
11. Miscellaneous	1,689	665	2,354	(3) Distributaries
				(4) Drainage and protective works
				(5) Special tools and plant
				Total	30	30
Total, Revenue realized in the Public Works Department	1,949	722	2,671	II. MAINTENANCE AND REPAIRS—			
				(1) Head works	2,466	871	3,337
Irrigation Revenue realized in Civil Department	41,409	18,558	59,967	(2) Main canals and branches ..	2,437	5,216	7,653
				(3) Distributaries	1,694	1,376	3,070
				(4) Drainage and protective works
				(5) Special tools and plant
				<i>Add—Unclassifiable outlay</i>
				Total	6,597	7,463	14,060
				Total, Extensions and Improvements and Maintenance and Repairs ..	6,597	7,493	14,090
Total, Direct Receipts ..	43,368	19,280	62,638	IV. ESTABLISHMENT	2,875	3,212	6,087
II. Indirect Receipts—Share of Land Revenue collected in the Civil Department	9,014	4,326	13,340	V. TOOLS AND PLANT	46	108	153
				VI. REFUNDS OF REVENUE
				Total, Direct Charges	9,517	10,813	20,330
Total, Public Works and Civil Departments, Revenue.	52,372	23,606	75,978	Share of collection charges in the Civil Department. ..	2,070	928	2,998
				Indirect charges	468	525	993
				Total, Direct and Indirect Charges ..	12,055	12,266	24,321
				Balance, net revenue	40,317	11,340	51,657
Total, Receipts ..	52,372	23,606	75,978	Grand Total ..	52,372	23,606	75,978

MOPAD PROJECT—*Canal Project*—cont.

No. 4.—Interest Account for and to end of 1924-1925.

	Amount.		Amount.
	Rs.		Rs.
Total interest charges to end of 1923-1924	8,23,386	Net revenue realized to end of 1923-1924	40,317
Total interest charges for the year 1924-1925	87,960	Net revenue realized during 1924-1925	11,340
		Balance, net interest charges ..	8,59,689
Total ..	9,11,346	Total ..	9,11,346

No. 5.—Account of Indirect Charges for and to end of 1924-1925.

Particulars.	Previous.	1924-1925.	Total.
	RS.	RS.	RS.
CAPITAL—			
Capitalization of abatement of land revenue.	51,698	..	51,698
Leave and pension allowances	44,856	..	44,856
Audit and accounts	— 132	..	— 132
Total ..	96,422	..	96,422
REVENUE—			
Capitalization of abatement of land revenue.
Leave and pension allowances	402	450	852
Audit and accounts	66	75	141
Total ..	468	525	993
Grand Total ..	96,890	525	97,415

MOPAD PROJECT—Canal Project—cont.
No. 6.—Statement comparing Charges to date with Sanctioned Estimates.

Particulars.	CHARGES AGAINST CLOSED SANCTIONS.		CURRENT SANCTIONS.			Total charges to date against old and current sanctions.	REMARKS.	
	Expenditure against construction estimate.	Expenditure against open canal sanction.	Total.	Charges to date.	Amount of sanctioned estimate.		Unspent balance of estimate.	G.O. No. and date.
	RS.	RS.	RS.	RS.	RS.	RS.		RS.
<i>Direct charges.</i>								
Works	16,66,575	18,51,204	1,84,629		
Establishment	3,20,381	3,45,827	25,446		
Tools and plant	2,34,213	24,643	—2,09,570		18,51,204
Buspense account		
Total	22,21,169	22,21,674	505		1,00,000
Less—Receipts on Capital account	27,894	24,674	— 3,220		
Net Total	21,93,275	21,97,000	3,725		
<i>Indirect charges.</i>								
Capitalised abatement of land revenue.	51,698	51,584	— 114		
Leave and pension allowances	44,856	48,416	3,560		
Audit and accounts.	— 132	..	132		
Total	96,422	1,00,000	3,578		
Grand Total	22,89,697	22,97,000	7,308		

HAJIPURAM TANK—*Tank Project.*

No. 2.—Capital Account for and to end of 1924–1925.

Heads of account.	DIRECT CHARGES.			Cost of construction as now estimated (Construction estimate closed on 31st March 1911.)	Expenditure against closed estimate.
	Previous.	1924–1925.	Total.		
	RS.		RS.	RS.	RS.
I. WORKS—					
(1) <i>Head Works—</i>					
B. Land	19,227	..	19,227	19,227	19,227
C. Works	28,750	..	28,750	28,750	28,750
K. Buildings	913	..	913	913	913
L. Earthwork	1,66,992	..	1,66,992	1,66,992	1,66,992
P. Maintenance	3,842	..	3,842	3,842	3,842
O. Miscellaneous
Total	2,19,724	..	2,19,724	2,19,724	2,19,724
(3) <i>Distributaries—</i>					
B. Land	1,156	..	1,156	1,156	1,156
C. Works	3,869	..	3,869	3,869	3,869
L. Earthwork	5,421	..	5,421	5,421	5,421
O. Miscellaneous	516	..	516	516	516
Total	10,962	..	10,962	10,962	10,962
Provision for unforeseen works
Total, Works	2,30,686	..	2,30,686	2,30,686	2,30,686
II. ESTABLISHMENT	48,308	..	48,308	48,308	48,308
III. TOOLS AND PLANT
Grand Total	2,78,994	..	2,78,994	2,78,994	2,78,994
V <i>Less—RECEIPTS ON CAPITAL ACCOUNT</i>	220	..	220	220	220
(a) Net Total	2,78,774	..	2,78,774	2,78,774	2,78,774

(a) Chargeable to "43. Minor Works and Navigation—Provincial."

HAJIPURAM TANK—Tank Project—cont.

No. 3.—Revenue Account for and to end of 1924–1925.

ADMINISTRATIVE ACCOUNTS
FOR THE YEAR 1924-25

323

MADRAS PRESIDENCY

Receipts.	TOTAL.			Charges.	TOTAL.		
	Previous.	1924-1925.	Total.		Previous.	1924-1925.	Total.
	RS.	RS.	RS.		RS.	RS.	RS.
I. DIRECT RECEIPTS—				I. EXTENSIONS AND IMPROVEMENTS—			
Receipts from other canal produce ..	101	..	101	(1) Head works	22	22
Miscellaneous ..	7,518	795	8,313	(2) Main canals and branches
				(3) Distributaries
				(4) Drainage and protective works	130	..	130
				(5) Special tools and plant
				Total ..	130	22	152
Total, Revenue realized in Public Works Department ..	7,619	795	8,414	II. MAINTENANCE AND REPAIRS—			
Irrigation Revenue realized in Civil Department ..	27,465	3,147	30,612	(1) Head works	2,040	64	2,104
				(2) Main canals and branches	83	..	83
				(3) Distributaries	232	..	232
				(4) Drainage and protective works
				(5) Special tools and plant
				<i>Add—Unclassifiable outlay</i>
Total, Direct Receipts.	35,084	3,942	39,026	Total ..	2,355	64	2,419
II. INDIRECT RECEIPTS—				Total, Extensions and Improvements and Maintenance and Repairs	2,485	86	2,571
Share of Land Revenue collected in the Civil Department ..	211	15	226	IV. ESTABLISHMENT	1,007	37	1,044
				V. TOOLS AND PLANT	17	1	18
				VI. REFUNDS OF REVENUE
Total, Public Works and Civil Departments, Revenue ..	85,295	3,957	39,252	Total, Direct Charges ..	3,509	124	3,633
				Share of collection charges in the Civil Department ..	1,384	158	1,542
				Indirect charges	255	6	261
Total, Receipts ..	85,295	3,957	39,252	Total, Direct and Indirect Charges ..	5,148	288	5,435
				Balance, net revenue ..	20,147	3,669	33,816
				Grand Total ..	35,295	3,957	39,252

HAJIPURAM TANK—*Tank Project*—cont.

No. 4.—Interest Account for and to end of 1924-1925.

	Amount.		Amount.
	RS.		RS.
Total interest charges to end of 1923-1924	1,76,695	Net revenue realized to end of 1923-24	30,147
Total interest charges for the year 1924-1925.	9,270	Net revenue realized during 1924-1925.	3,669
		Balance, net interest charges ..	1,52,049
Total ..	1,85,865	Total ..	1,85,865

No. 5.—Account of Indirect Charges for and to end of 1924-1925.

Particulars.	Previous.	1924-25.	Total.
	RS.	RS.	RS.
Capital—			
Capitalization of abatement of land revenue	26,346	..	26,346
Leave and pension allowances	6,763	..	6,763
Total ..	33,109	..	33,109
Revenue—			
Capitalization of abatement of land revenue	105	.	105
Leave and pension allowances	140	5	145
Audit and accounts	10	1	11
Total ..	255	6	261
Grand Total ..	33,364	6	33,370

HAJIPURAM TANK—*Tank Project*—cont.

No. 6.—Statement comparing Charges to date with Sanctioned Estimates.

Particulars.	CHARGES AGAINST CLOSED SANCTIONS.			CURRENT SANCTIONS.			Total charges to date against old and current sanctions.	REMARKS.	
	Expenditure against construction estimate.	Expenditure against open canal sanction.	Total.	Charges to date.	Amount of sanctioned estimate.	Unspent balance of estimate.		G.O. No. and date.	Amount of estimate.
	RS.	RS.	RS.				RS.		
<i>Direct charges.</i>									
Works	2,28,024	2,662	2,30,686	2,30,686		
Establishment	47,880	428	48,308	48,308		
Tools and plant		
Suspense account		
Total	2,75,904	3,090	2,78,994	2,78,994		
Less—Receipts on Capital account	220	..	220	220		
Net Total	2,75,684	3,090	2,78,774	2,78,774		
<i>Indirect charges.</i>									
Capitalized abatement of land revenue	25,879	467	26,346	26,346		
Leave and pension allowances	6,703	60	6,763	6,763		
Total	32,582	527	33,109	33,109		
Grand Total	3,08,266	3,617	3,11,883	3,11,883		

PONNALUR TANK—*Tank Project.*

No. 2.—Capital Account for and to end of 1924-1925.

Heads of account.	DIRECT CHARGES.			Cost of construction as now estimated (construction estimate closed on 31st March 1911).	Expenditure against closed estimate.
	Previous.	1924-1925.	Total.		
I. WORKS—	RS.	RS.	RS.	RS.	RS.
(1) <i>Head Works—</i>					
B. Land	20,407	..	20,407	20,407	20,407
C. Works	47,286	1,366	48,652	48,726	47,286
K. Buildings	411	..	411	411	411
L. Earthwork	73,402	..	73,402	73,402	73,402
O. Miscellaneous	10,211	..	10,211	10,211	10,211
P. Maintenance	1,052	..	1,052	1,052	1,052
Total	1,52,769	1,366	1,54,135	1,54,209	1,52,769
(2) <i>Main Canals and Branches—</i>					
A. Preliminary expenses
B. Land
E. Falls and weirs
F. (1) Other cross drainage works
G. Bridges
K. Buildings
L. Earthwork
O. Miscellaneous
P. Maintenance
Total
(3) <i>Distributaries—</i>					
B. Land	812	..	812	812	812
C. Works	3,959	..	3,959	3,959	3,959
L. Earthwork	1,715	..	1,715	1,715	1,715
O. Miscellaneous	638	..	638	638	638
P. Maintenance
Total	7,124	..	7,124	7,124	7,124
Provision for unforeseen works.
Total, Works	1,59,893	1,366	1,61,259	1,61,333	1,59,893
II. ESTABLISHMENT	31,070	585	31,656	31,430	31,070
III. TOOLS AND PLANT	34	20	54	63	34
Grand Total	1,90,997	1,972	1,92,969	1,92,826	1,90,997
Chargeable to 43. Minor Works and Navigation— Provincial	1,90,997	..	1,90,997
Chargeable to 55—A. Irrigation	1,972	1,972
2. Unproductive
Total	1,90,997	1,972	1,92,969

PONNALUR TANK—Tank Project—cont.
No. 3.—Revenue Account for and to end of 1924-1925.

ADMINISTRATIVE ACCOUNTS
FOR THE YEAR 1924-25.

827

MADRAS PRESIDENCY

Receipts.	TOTAL.			Charges.	TOTAL.		
	Previous.	1924-1925.	Total.		Previous.	1924-1925.	Total.
I. DIRECT RECEIPTS--	RS.	RS.	RS.	I. EXTENSIONS AND IMPROVEMENTS--	RS.	RS.	RS.
5. Receipts from plantations	(1) Head works	413	19	432
6. Receipts from other canal produce	(2) Main canals and branches
11. Miscellaneous ..	176	..	176	(3) Distributaries
				(4) Drainage and protective works
				(5) Special tools and plant
Total, Revenue realized in Public Works Department	176	..	176	Total ..	413	19	432
Irrigation revenue realized in Civil Department ..	54,923	5,036	59,959	II. MAINTENANCE AND REPAIRS--			
				(1) Head works	43,915	300	44,215
Total, Direct Receipts ..	55,099	5,036	60,135	(2) Main canals and branches	18,071	..	18,071
				(3) Distributaries
II. INDIRECT RECEIPTS--				(4) Drainage and protective works
Share of land revenue collected in the Civil Department	(5) Special tools and plant
				<i>Add--Unclassifiable outlay</i>
Total, Public Works and Civil Departments, Revenue	55,099	5,036	60,135	Total ..	61,986	300	62,286
Net deficit, if any.. ..	27,276	- 4,302	22,974	Total, Extensions and Improvements and Maintenance and Repairs.	62,399	319	62,718
				IV. ESTABLISHMENT	14,959	136	15,095
				V. TOOLS AND PLANT	89	6	94
				VI. REFUNDS OF REVENUE
				Total, Direct Charges ..	77,447	460	77,907
				Share of collection charges in the Civil Department	2,748	252	3,000
				Indirect charges	2,180	22	2,202
				Total, Direct and Indirect Charges.	82,375	734	83,109
				Balance, net revenue
Total, Receipts ..	82,376	734	83,109	Grand Total ..	82,375	734	83,109

PONNALUR TANK—*Tank Project*—cont.

No. 4.—Interest Account for and to end of 1924-1925.

	Amount.		Amount.
	RS.		RS.
Total interest charges to end of 1923-1924	1,20,926	Net revenue realized to end of 1923-1924	- 27,276
Total interest charges for the year 1924-1925	7,090	Net revenue realized during 1924-1925	4,302
		Balance, net interest charges ..	1,50,990
Total ..	1,28,016	Total ..	1,28,016

No. 5.—Account of Indirect Charges for and to end of 1924-1925.

Particulars.	Previous.	1924-1925.	Total.
	RS.	RS.	RS.
CAPITAL—			
Capitalization of abatement of land revenue	21,230	..	21,230
Leave and pension allowances	4,349	82	4,431
Audit and accounts	13	13
Total ..	25,579	95	25,674
REVENUE—			
Leave and pension allowances	2,095	19	2,114
Audit and accounts	85	3	88
Total ..	2,180	22	2,202
Grand Total ..	27,759	117	27,876

PONNALUR TANK—Tank Project—cont.

No. 6.—Statement comparing Charges to date with Sanctioned Estimates.

Particulars.	CHARGES AGAINST CLOSED SANCTIONS.			CURRENT SANCTIONS.			Total charges to date against old and current sanctions.	REMARKS.	
	Expenditure against construction estimate.	Expenditure against open canal sanction.	Total.	Charges to date.	Amount of sanctioned estimate.	Unspent balance of estimate.		G.O. No. and date.	Amount of estimate.
<i>Direct charges.</i>	RS.	RS.	RS.		RS.	RS.	RS.		RS.
Works	1,39,349	20,544	1,59,893	1,366	1,440	74	1,61,259	Mis. 146 I., 28th April 1922.	
Establishment	27,013	4,057	31,070	586	360	— 226	31,656		
Tools and plant	34	34	20	29	9	54		
Suspense account		
Total ..	1,66,362	24,635	1,90,997	1,972	1,829	— 143	1,92,969	1,440
<i>Less—Receipts on Capital account</i>		
Net Total ..	1,66,362	24,635	1,90,997	1,972	1,829	— 143	1,92,969		
<i>Indirect charges.</i>									
Capitalised abatement of land revenue ..	21,230	..	21,230	21,230		
Leave and pension allowances	3,781	568	4,349	82	..	— 82	4,431		
Audit and accounts	13	..	— 13	13		
Total ..	25,011	568	25,579	95	..	— 95	25,674		
Grand Total ..	1,91,373	25,203	2,16,576	2,067	1,829	— 238	2,18,643		

ANAMASAMUDRAM-BERAPERU TANK—*Tank Project.*

No. 2.—Capital Account for and to end of 1924-1925.

Heads of account.	DIRECT CHARGES.			Cost of construction as now estimated (construction estimate closed on 31st March 1910).	Expenditure against closed estimate.
	Previous.	1924-1925.	Total.		
I. WORKS—	RS.		RS.	RS.	RS.
(2) <i>Main Canals and Branches—</i>					
B. Land	110	..	110	110	110
C. Works	6,282	..	6,282	6,282	6,282
F. River and hill torrent works.	2,081	..	2,081	2,081	2,081
F. (1) Other cross drainage works	3,311	..	3,311	3,311	3,311
L. Earthwork	46,528	..	46,528	46,528	46,528
O. Miscellaneous	109	..	109	109	109
Total ..	58,421	..	58,421	58,421	58,421
Provision for unforeseen works
Total, Works ..	58,421	..	58,421	58,421	58,421
II. ESTABLISHMENT	13,266	..	13,266	13,266	13,266
III. TOOLS AND PLANT
Grand Total ..	71,687	..	71,687	71,687	71,687
V. <i>Less—RECEIPTS ON CAPITAL ACCOUNT</i>
(a) Net Total ..	71,687	..	71,687	71,687	71,687

(a) Chargeable to "43. Minor Works and Navigation—Provincial."

ADMINISTRATIVE ACCOUNTS
FOR THE YEAR 1924-25.

MADRAS PRESIDENCY.

ANAMASAMUDRAM-BERAPERU TANK—Tank Project—cont.
No. 3.—Revenue Account for and to end of 1924-1925.

Receipts.	TOTAL.		Charges.	TOTAL.	
	Previous.	1924-1925.		Previous.	1924-1925.
I. DIRECT RECEIPTS—	RS.	RS.	RS.	RS.	RS.
6. Receipts from other canal produce
9. Rents of buildings
11. Miscellaneous	32	301	301
Total, Revenue realized in Public Works Department	32	3,205
Irrigation Revenue realized in Civil Department	1,622
Total, Direct Receipts	1,654	2,172	..	301	3,506
II. INDIRECT RECEIPTS—	RS.	RS.	RS.	RS.	RS.
Share of land revenue collected in the Civil Department	16
Total, Direct Charges
Share of collection charges in the Civil department
Total, Direct Charges
Total, Indirect Receipts	16
Total, Receipts	1,670	2,172
Total, Charges
Total	1,670	2,172

ANAMASAMUDRAM-BERAPERU TANK—*Tank Project—cont.*
 No. 3.—Revenue Account for and to end of 1924-1925—*cont.*

Receipts.	TOTAL.			Charges.	TOTAL.		
	Previous.	1924-1925.	Total.		Previous.	1924-1925.	Total.
	RS.	RS.	RS.		RS.	RS.	RS.
Total, Public Works and Civil Departments, Revenue	1,670	551	2,221	Indirect charges	100	21	121
				Total, Direct and Indirect Charges.	4,081	483	4,564
				* Deduct—			
				Old maintenance charges saved to Government	6,794	967	7,761
				Net Total ..	— 2,713	— 484	— 3,197
				Balance, net revenue ..	4,383	1,035	5,418
Total, Receipts ..	1,670	551	2,221	Grand Total ..	1,670	551	2,221

Direct—										RS.
Extensions and improvements	28
Maintenance and Repairs	612
Establishment	274
Tools and Plant	9
										—
										—
										928
Indirect	44
										—
										—
										967
										—

ADMINISTRATIVE ACCOUNTS
FOR THE YEAR 1924-25.

MADRAS PRESIDENCY.

ANAMASAMUDRAM-BERAPERU TANK—*Tank Project*—cont.

No. 4.—Interest Account for and to end of 1924-1925.

	Amount.		Amount.
	RS.		RS.
Total interest charges to end of 1923-1924.	41,793	Net revenue realized to end of 1923-1924.	4,383
Total interest charges for the year 1924-1925.	2,384	Net revenue realized during 1924-1925.	1,035
Balance, net revenue	Balance, net interest charges ..	38,759
Total ..	44,177	Total ..	44,177

No. 5.—Account of Indirect Charges for and to end of 1924-1925

Particulars.	Previous.	1924-1925.	Total.
	RS.	RS.	RS.
CAPITAL—			
Capitalization of abatement of land revenue ..	30	..	30
Leave and pension allowances	1,856	..	1,856
Total ..	1,886	.	1,886
REVENUE—			
Leave and pension allowances	97	18	115
Audit and Accounts	3	3	6
Total ..	100	21	121
Grand Total ..	1,986	21	2,007

ANAMASAMUDRAM-BERAPERU TANK—*Tank Project*—cont.

No. 6.—Statement comparing Charges to date with Sanctioned Estimates.

Particulars.	CHARGES AGAINST CLOSED SANCTIONS.			CURRENT SANCTIONS.			Total charges to date against old and current sanctions.	REMARKS.	
	Expenditure against construction estimate.	Expenditure against open canal sanction.	Total.	Charges to date.	Amount of sanctioned estimate.	Unspent balance of estimate.		G.O. No. and date.	Amount of estimate.
<i>Direct Charges.</i>	RS.	RS.	RS.				RS.		
Works	52,139	6,282	58,421	58,421		
Establishment	11,915	1,351	13,266	13,266		
Tools and plant		
Suspense account		
Total ..	64,054	7,633	71,687	71,687		
<i>Less—</i> Receipts on Capital account		
Net Total ..	64,054	7,633	71,687	71,687		
<i>Indirect Charges.</i>									
Capitalized abatement of land revenue ..	30	..	30	30		
Leave and pension allowances	1,667	189	1,856	1,856		
Total ..	1,697	189	1,886	1,886		
Grand Total ..	65,751	7,822	73,573	73,573		

YERUR TANK—*Tank Project.*

No. 2. —Capital Account for and to end of 1924-1925.

Heads of account.	DIRECT CHARGES.			Cost of construction as now estimated (construction estimate closed on 31st March 1907).	Expenditure against closed estimate.
	Previous.	1924-1925.	Total.		
I. WORKS—	RS.		RS.	RS.	RS.
(1) <i>Head Works—</i>					
B. Land
C. Works	10,767	..	10,767	10,767	10,767
K. Buildings
L. Earthwork	39,452	..	39,452	39,452	39,452
O. Miscellaneous
Total	50,219	..	50,219	50,219	50,219
(3) <i>Distributaries—</i>					
B. Land
C. Works
L. Earthwork
O. Miscellaneous
Total
Provision for unforeseen works.
Total, Works	50,219	..	50,219	50,219	50,219
II. ESTABLISHMENT	11,522	..	11,522	11,522	11,522
III. TOOLS AND PLANT
Grand Total	61,741	..	61,741	61,741	61,741
V. <i>Less—RECEIPTS ON CAPITAL ACCOUNT.</i>
(a) Net Total	61,741	..	61,741	61,741	61,741

(a) Chargeable to "43. Minor Works and Navigation—Provincial".

YERUR TANK—Tank Project—cont.
No. 3.—Revenue Account for and to end of 1924—1925.

Receipts.	TOTAL.			Charges.	Total.		
	Previous.	1924-1925.	Total.		Previous.	1924-1925.	Total.
I. DIRECT RECEIPTS—	RS.	RS.	RS.	I. EXTENSIONS AND IMPROVEMENTS—	RS.	RS.	RS.
6. Receipts from other canal produce	(1) Head works
9. Rents of buildings.	(2) Main canals and branches
11. Miscellaneous	(3) Distributaries
Total, Revenue realized in Public Works Department	(4) Drainage and protective works
Irrigation Revenue realized in Civil Department ..	31,796	3,636	35,432	(5) Special tools and plant
Total, Direct Receipts.	31,796	3,636	35,432	Total
II. INDIRECT RECEIPTS—				II. MAINTENANCE AND REPAIRS—			
Share of land revenue collected in the Civil Department ..	681	64	745	(1) Head works	13,125	815	13,940
Total, Public Works and Civil Departments, Revenue ..	32,477	3,700	36,177	(2) Main canals and branches
Total, Receipts ..	32,477	3,700	36,177	(3) Distributaries
				(4) Drainage and protective works
				(5) Special tools and plant
				Add—Unclassifiable outlay
				Total ..	13,125	815	13,940
				Total, Extensions and Improvements and Maintenance and Repairs	13,125	815	13,940
				IV. ESTABLISHMENT	2,320	349	2,669
				V. TOOLS AND PLANT	58	11	69
				VI. REFUNDS OF REVENUE
				Total, Direct Charges ..	15,503	1,175	16,678
				Share of collection charges in the Civil Department ..	1,625	185	1,810
				Indirect charges	325	67	382
				Total, Direct and Indirect Charges	17,453	1,417	18,870
				Balance, net revenue	15,024	2,283	17,307
				Grand Total ..	32,477	3,700	36,177

ADMINISTRATIVE ACCOUNTS
FOR THE YEAR 1924-25.

MADRAS PRESIDENCY.

YERUR TANK—*Tank Project*—cont.

No. 4.—Interest Account for and to end of 1924-1925.

	Amount.		Amount.
	RS.		RS.
Total interest charges to end of 1923-1924	40,865	Net revenue realized to end of 1923-1924	15,024
Total interest charges for the year 1924-1925	2,053	Net revenue realized during 1924-1925	2,283
Balance, net revenue	Balance, net interest charges	26,611
Total ..	42,918	Total ..	42,918

No. 5.—Account of Indirect Charges for and to end of 1924-1925.

Particulars.	Previous.	1924-1925.	Total.
CAPITAL--	RS.	RS.	RS.
Leave and pension allowances ..	1,612	..	1,612
Total ..	1,612	..	1,612
REVENUE--			
Leave and pension allowances ..	325	49	374
Audit and accounts	8	8
Total ..	325	57	382
Grand Total ..	1,937	57	1,994

YERUR TANK—Tank Project—cont.

No. 6.—Statement comparing Charges to date with Sanctioned Estimates.

Particulars.	CHARGES AGAINST CLOSED SANCTIONS.			CURRENT SANCTIONS.			Total charges to date against old and current sanctions.	REMARKS.	
	Expenditure against construction estimate.	Expenditure against open canal sanction.	Total.	Charges to date.	Amount of sanctioned estimate.	Unspent balance of estimate.		G.O. No. and date.	Amount of estimate.
<i>Direct Charges.</i>	RS.	RS.	RS.				RS.		
Works	48,303	1,916	50,219	50,219		
Establishment	11,110	412	11,522	11,522		
Tools and plant		
Suspense account		
Total ..	59,413	2,328	61,741	61,741		
Less—Receipts on capital account		
Net Total ..	59,413	2,328	61,741	61,741		
<i>Indirect Charges.</i>									
Capitalized abatement of land revenue		
Leave and pension allowances	1,555	57	1,612	1,612		
Total ..	1,555	57	1,612	1,612		
Grand Total ..	60,968	2,385	63,353	63,353		

VAMULA TANK—*Tank Project.*

No. 2.—Capital Account for and to end of 1924-1925.

Heads of account.	DIRECT CHARGES.			Cost of construction as now estimated (construction estimate closed on 31st March 1905).	Expenditure against closed estimate.
	Previous.	1924-1925.	Total.		
I. WORKS—	RS.		RS.	RS.	RS.
(1) <i>Head Works—</i>					
B. Land	2,153	..	2,153	2,153	2,153
C. Works	4,218	..	4,218	4,218	4,218
K. Buildings
L. Earthwork	42,903	..	42,903	42,903	42,903
O. Miscellaneous	281	..	281	281	281
Total	49,555	..	49,555	49,555	49,555
(3) <i>Distributaries—</i>					
B. Land
C. Works	89	..	89	89	89
L. Earthwork	1,317	..	1,317	1,317	1,317
O. Miscellaneous
Total	1,406	..	1,406	1,406	1,406
Provision for unforeseen works
Total, Works	50,961	..	50,961	50,961	50,961
II. ESTABLISHMENT	11,225	..	11,225	11,225	11,225
III. TOOLS AND PLANT
Grand Total	62,186	..	62,186	62,186	62,186
V. <i>Loss—RECEIPTS ON CAPITAL ACCOUNT.</i>
(a) Net Total	62,186	..	62,186	62,186	62,186

(a) Chargeable to "43. Minor Works and Navigation—Provincial."

VAMULA TANK—*Tank Project*—cont.
No. 3.—Revenue Account for and to end of 1924-1925.

Receipts.	TOTAL.			Charges.	TOTAL.		
	Previous.	1924-1925.	Total.		Previous.	1924-1925.	Total
DIRECT RECEIPTS—	RS.		RS.	I. EXTENSIONS AND IMPROVEMENTS—	RS.		RS.
6. Receipts from other canal produce	(1) Head works
9. Rents of buildings	(2) Main canals and branches ..	306	..	306
11. Miscellaneous	(3) Distributaries	148	..	148
Total, Revenue realized in Public Works Department	(4) Drainage and protective works
Irrigation revenue realized in Civil Department	(5) Special tools and plant
				Total ..	454	..	454
				II. MAINTENANCE AND REPAIRS—			
				(1) Head works
				(2) Main canals and branches
				(3) Distributaries
				(4) Drainage and protective works
				(5) Special tools and plant
				<i>Add—</i> Unclassifiable outlay
				Total
				Total, Extensions and Improvements and Maintenance and Repairs ..	454	..	454
				IV. ESTABLISHMENT	34	..	34
				V. TOOLS AND PLANT
				VI. REFUNDS OF REVENUE
				Total, Direct Charges ..	488	..	488
				Share of collection charges in the Civil Department
				Indirect Charges	5	..	5
				Total, Direct and Indirect Charges.	493	..	493
				Balance, net revenue
				Grand Total ..	493	..	493
II. INDIRECT RECEIPTS—							
Share of land revenue collected in the Civil Department				
Total, Public Works and Civil Departments, Revenue				
Net deficit, if any ..	493	..	493				
Total, Receipts ..	493	..	493				

VAMULA TANK—*Tank Project*—cont.

No. 4.—Interest Account for and to end of 1924-1925.

	Amount.		Amount.
	RS.		RS.
Total interest charges to end of 1923-1924.	44,664	Net revenue realized to end of 1923-1924.	493
Total interest charges for the year 1924-1925.	2,068	Net revenue realized during 1924-1925.	..
		Balance, net interest charges.	47,125
Total ..	- 46,632	Total ..	46,632

No. 5.—Account of Indirect Charges for and to end of 1924-1925.

Particulars.	Previous.	1924-1925.	Total.
CAPITAL—			
Leave and pension allowances ..	RS. 1,571	..	RS. 1,571
Total ..	1,571	..	1,571
REVENUE—			
Leave and pension allowances ..	5	..	5
Audit and accounts
Total ..	5	..	5
Grand Total ..	1,576	..	1,576

VAMULA TANK—Tank Project—cont.
 No. 6.—Statement comparing Charges to date with Sanctioned Estimates.

Particulars.	CHARGES AGAINST CLOSED SANCTIONS.		CURRENT SANCTIONS.			Total charges to date against old and current sanctionings.	REMARKS.	
	Expenditure against construction estimate, sanctioning.	Total.	Charges to date.	Amount of sanctioned estimate.	Unspent balance of estimate.		G.O. No. and date.	Amount of estimate.
	RS.	RS.				RS.		
<i>Direct Charges.</i>								
Works	50,961	50,961	50,961		
Establishment	11,225	11,225	11,225		
Tools and plant		
Suspense account		
Total	62,186	62,186	62,186		
<i>Less—Receipts on Capital Account</i>		
Net Total	62,186	62,186	62,186		
<i>Indirect Charges.</i>								
Capitalized abatement of land revenue		
Leave and pension allowances		
Total	1,571	1,571	1,571		
Grand Total	63,757	63,757	63,757		

SAGILERU SYSTEM—*Canal Project.*

No. 2.—Capital Account for and to end of 1924-1925.

Heads of account.	DIRECT CHARGES.			Cost of construction as now estimated (construction estimate closed on 31st March 1907).	Expenditure against closed estimate.
	Previous.	1924-1925.	Total.		
I. WORKS -	RS.		RS.	RS.	RS.
(1) <i>Head Works—</i>					
A. Preliminary expenses ..	3,855	..	3,855	3,855	3,855
B. Land	1,298	..	1,298	1,298	1,298
C. Works	75,377	..	75,377	75,377	75,377
K. Buildings	10,668	..	10,668	10,668	10,668
O. Miscellaneous	164	..	164	164	164
P. Maintenance	231	..	231	231	231
Total	91,593	..	91,593	91,593	91,593
(2) <i>Main Canals and Branches—</i>					
B. Land	2,804	..	2,804	2,804	2,804
D. Regulators	25,785	..	25,785	25,785	25,785
F. (1) Other cross drainage works	46,581	..	46,581	46,581	46,581
G. Bridges	23,832	..	23,832	23,832	23,832
H. Escapes	8,062	..	8,062	8,062	8,062
K. Buildings	2,460	..	2,460	2,460	2,460
L. Earthwork	1,22,383	..	1,22,383	1,22,383	1,22,383
N. Tanks and reservoirs	28,388	..	28,388	28,388	28,388
O. Miscellaneous	1,669	..	1,669	1,669	1,669
P. Maintenance	764	..	764	764	764
Total	2,62,728	..	2,62,728	2,62,728	2,62,728
(3) <i>Distributaries—</i>					
L. Earthwork
Total
(5) Special tools and plant
Provision for unforeseen works
Total, Works	3,54,321	..	3,54,321	3,54,321	3,54,321
II. ESTABLISHMENT	80,339	..	80,339	80,339	80,339
III TOOLS AND PLANT	12,449	..	12,449	12,449	12,449
Grand Total	4,47,109	..	4,47,109	4,47,109	4,47,109
V <i>Loss—RECEIPTS ON CAPITAL ACCOUNT</i>	1	..	1	1	1
(a) Net Total	4,47,108	..	4,47,108	4,47,108	4,47,108

(a) Chargeable to "43. Minor Works and Navigation—Provincial"

SAGILERU SYSTEM—Canal Project—cont.

No. 3.—Revenue Account for and to end of 1924-1925.

Receipts.	TOTAL.			Charges.	TOTAL.		
	Previous.	1924-1925.	Total.		Previous.	1924-1925.	Total.
	RS.	RS.	RS.		RS.	RS.	RS.
I. DIRECT RECEIPTS—				I. EXTENSIONS AND IMPROVEMENTS—			
5. Receipts from plantations	53	..	53	(1) Head works	108	..	108
6. Receipts from other canal produce ..	62	15	77	(2) Main canals and branches	7,479	..	7,479
9. Rents of buildings ..	503	49	552	(3) Distributaries	688	5	693
11. Miscellaneous and other receipts ..	146	..	146	(4) Drainage and protective works
Total, Revenue realized in Public Works Department ..	764	64	828	(5) Special tools and plant
Irrigation Revenue realized in Civil Department ..	64,394	5,613	70,007	Total ..	8,275	5	8,280
Total, Direct Receipts.	65,158	5,677	70,835	II. MAINTENANCE AND REPAIRS—			
				(1) Head works	3,419	1,074	4,493
				(2) Main canals and branches	60,256	1,015	61,271
				(3) Distributaries	3,188	111	3,299
				(4) Drainage and protective works
				(5) Special tools and plant
				Add—Unclassifiable outlay
				Total ..	66,863	2,200	69,063
				Total, Extensions and Improvements and Maintenance and Repairs	75,138	2,205	77,343
				IV. ESTABLISHMENT	23,911	711	24,622
				V. TOOLS AND PLANT	349	9	358
				VI. REFUNDS OF REVENUE
				Total, Direct Charges ..	99,398	2,925	1,02,323

II. INDIRECT RECEIPTS—								
Share of Land Revenue collected in the Civil Department ..	192	4	196	Share of collection charges in the Civil Department ..	3,228	281	3,509	
				Indirect charges	3,421	121	3,542	
Total, Public Works and Civil Departments, Revenue ..	65,350	5,681	71,031	Total, Direct and Indirect Charges ..	1,06,047	3,327	1,09,374	
Net deficit, if any ..	11,397	— 5,373	6,024	* Deduct old maintenance charges saved to Government	29,300	3,019	32,319	
				Net Total ..	76,747	308	77,055	
				Balance, Net revenue	
Total, Receipts ..	76,747	308	77,055	Grand Total ..	76,747	308	77,055	

* Direct—								RS.
Extensions and Improvements	500	
Maintenance and Repairs	1,685	
Establishment	705	
Tools and plant	9	
							Total .. 2,899	
Indirect	120	
							Total .. 3,019	

SAGILERU SYSTEM—*Canal Project*—cont.

No. 4.—Interest Account for and to end of 1924-1925.

	Amount		Amount.
	RS.		RS.
Total interest charges to end of 1923-1924.	4,59,730	Net revenue realized to end of 1923-1924.	— 11,397
Total interest charges for the year 1924-1925.	14,867	Net revenue realized during 1924-1925.	5,373
Balance, net revenue	Balance, net interest charges ..	4,80,621
Total ..	4,74,597	Total ..	4,74,597

No. 5.—Account of Indirect Charges for and to end of 1924-1925.

Particulars.	Previous.	1924-1925.	Total.
	RS.	RS.	RS.
CAPITAL—			
Capitalization of abatement of land revenue	6,372	..	6,372
Leave and pension allowances	11,247	..	11,247
Total ..	17,619	..	17,619
REVENUE—			
Leave and pension allowances	3,346	99	3,445
Audit and accounts	75	22	97
Total ..	3,421	121	3,542
Grand Total .	21,040	121	21,161

SAGILERU SYSTEM—*Canal Project*—cont.

No. 6.—Statement comparing Charges to date with Sanctioned Estimates.

Particulars.	CHARGES AGAINST CLOSED SANCTIONS.			CURRENT SANCTIONS.			Total charges to date against old and current sanctions.	REMARKS.	
	Expenditure against construction estimate.	Expenditure against open canal sanction.	Total.	Charges to date.	Amount of sanctioned estimate.	Unspent balance of estimate.		G.O. No. and date.	Amount of estimate.
<i>Direct Charges.</i>									
Works	RS.		RS.				RS.		
Establishment	3,54,321		3,54,321				3,54,321		
Tools and plant	80,339		80,339				80,339		
Suspense account	12,449		12,449				12,449		
		
Total	4,47,109		4,47,109				4,47,109		
<i>Less—</i> Receipts on capital account	1		1				1		
Net total	4,47,108		4,47,108				4,47,108		
<i>Indirect Charges.</i>									
Capitalised statement of land revenue	6,372		6,372				6,372		
Leave and pension allowances	11,247		11,247				11,247		
		
Total	17,619		17,619				17,619		
Grand Total	4,64,727		4,64,727				4,64,727		

TALAPULA VANKA TANK—*Tank Project.*

No. 2.—Capital Account for and to end of 1924–1925.

Heads of account.	DIRECT CHARGES.			Cost of construction as now estimated (construction estimate closed on 31st March 1907).	Expenditure against closed estimate.
	Previous.	1924–1925.	Total.		
I. WORKS—	RS.		RS.	RS.	RS.
(2) <i>Main Canals and Branches—</i>					
B. Land	5,635	..	5,635	5,635	5,635
C. Works	4,849	..	4,849	4,849	4,849
K. Buildings
L. Earthwork	37,954	..	37,954	37,954	37,954
O. Miscellaneous
Total ..	48,438	..	48,438	48,438	48,438
(3) <i>Distributaries—</i>					
B. Land
C. Works
L. Earthwork	5,910	..	5,910	5,910	5,910
O. Miscellaneous
Total ..	5,910	..	5,910	5,910	5,910
(5) <i>Special tools and plant—</i>
Provision for unforeseen works
Total Works ..	54,348	..	54,348	54,348	54,348
II. ESTABLISHMENT	11,204	..	11,204	11,204	11,204
III. TOOLS AND PLANT	731	..	731	731	731
Grand Total ..	66,283	..	66,283	66,283	66,283
V. <i>Less—RECEIPTS ON CAPITAL ACCOUNT.</i>
Net Total ..	66,283	..	66,283	66,283	66,283
<i>Apportionment—</i>					
Chargeable to 49. Irrigation
Chargeable to 43. Minor Works and Navigation—					
Provincial	61,239	..	61,239
Chargeable to 38. Famine Relief	5,044	..	5,044
Total ..	66,283	..	66,283

ADMINISTRATIVE ACCOUNTS
FOR THE YEAR 1924-25.

MADRAS PRESIDENCY.

TALAPULA VANKA TANK—*Tank Project*—cont.

No. 4.—Interest Account for and to end of 1924-1925.

	Amount.			Amount.	
	RS.			RS.	
Total interest charges to end of 1923-1924.	40,754		Net revenue realized to end of 1923-1924.	..	
Total interest charges for the year 1924-1925.	2,201		Net revenue realized during 1924-1925.	..	
Balance, net revenue		Balance, net interest charges	..	42,958
Total ..	42,958		Total	42,958

No. 5.—Account of Indirect Charges for and to end of 1924-1925.

Particulars.	Previous.	1924-1925.	Total.
CAPITAL—	RS.		RS.
Capitalization of abatement of land revenue ..	972	..	972
Leave and pension allowances ..	1,569	..	1,569
Total ..	2,541	..	2,541
Grand Total ..	2,541	..	2,541

TALAPULA VANKA TANK—*Tank Project*—cont.

No. 6.—Statement comparing Charges to date with Sanctioned Estimates.

Particulars.	CHARGES AGAINST CLOSED SANCTIONS.			CURRENT SANCTIONS.			Total charges to date against old and current sanctions.	REMARKS.	
	Expenditure against construction estimate.	Expenditure against open canal sanction.	Total.	Charges to date.	Amount of sanctioned estimate.	Unspent balance of estimate.		G.O. No. and date.	Amount of estimate.
<i>Direct Charges.</i>	RS.		RS.				RS.		
Works	54,348	..	54,348	54,348		
Establishment	11,204	..	11,204	11,204		
Tools and plant	731	..	731	731		
Suspense account		
Total	66,283	..	66,283	66,283		
<i>Less—Receipts on Capital Account</i>		
Net Total	66,283	..	66,283	66,283		
<i>Indirect Charges.</i>									
Capitalized abatement of land revenue	972	..	972	972		
Leave and pension allowances	1,569	..	1,569	1,569		
Total	2,541	..	2,541	2,541		
Grand Total	68,824	..	68,824	68,824		

CUMBUM TANK—*Tank Project.*

No. 2.—Capital Account for and to end of 1924-1925.

Heads of account.	DIRECT CHARGES.			Cost of construction as now estimated (construction estimate closed on 31st March 1896).	Expenditure against closed estimate.
	Previous.	1924-1925.	Total.		
I. WORKS—	RS.		RS.	RS.	RS.
(2) <i>Main Canals and Branches—</i>					
L. Earthwork	27,401	..	27,401	27,401	27,401
N. Tanks and reservoirs..	9,913	..	9,913	9,913	9,913
Total	37,314	..	37,314	37,314	27,314
(3) <i>Distributaries—</i>					
B. Land	1,136	..	1,136	1,136	1,136
C. Works	26,713	..	26,713	26,713	26,713
L. Earthwork	3,051	..	3,051	3,051	3,051
O. Miscellaneous	487	..	487	487	487
Total	31,387	..	31,387	31,387	31,387
(5) <i>Special tools and plant—</i>					
Total, Works	68,701	..	68,701	68,701	68,701
II. ESTABLISHMENT	15,284	..	15,284	15,284	15,284
III. TOOLS AND PLANT
Grand Total	83,985	..	83,985	83,985	83,985
V. <i>Loss</i> —RECEIPTS ON CAPITAL ACCOUNT.
(a) Net Total	83,985	..	83,985	83,985	83,985

(a) Chargeable to "43. Minor Works and Navigation—Provincial."

CUMBUM TANK—Tank Project—cont.

No. 3.—Revenue Accounts for and to end of 1924-1925.

Receipts.	TOTAL.			Charges.	TOTAL.		
	Previous.	1924-1925.	Total.		Previous.	1924-1925.	Total.
I. DIRECT RECEIPTS—	RS.	RS.	RS.	RS.	RS.	RS.	
6. Other canal produce	111	..	111	418	..	418	
11. Miscellaneous	11	..	11	1,933	..	1,933	
Total, Revenue realized in Public Works Department	122	..	122	6,174	..	6,140	
Irrigation Revenue realized in Civil Department	2,61,143	6,073	2,67,216	
Total, Direct Receipts.	2,61,265	6,073	2,67,338	7,186	..	7,186	
				15,711	..	15,777	
				Total			
				2,480	1,891	4,371	
				25,354	287	25,641	
				22,114	26	22,140	
				1,047	..	1,047	
				24,128	..	24,128	
				75,123	2,204	77,327	
				Total			
				90,834	2,170	93,004	
				Total, Extensions and Improvements and Maintenance and Repairs			

I. EXTENSIONS AND IMPROVEMENTS—

- (1) Head works
- (2) Main canals and branches
- (3) Distributaries
- (4) Drainage and protective works
- (5) Special tools and plant

II. MAINTENANCE AND REPAIRS—

- (1) Head works
- (2) Main canals and branches
- (3) Distributaries
- (4) Drainage and protective works
- (5) Special tools and plant

Add—Unclassifiable outlay

Total, Extensions and Improvements and Maintenance and Repairs

II. INDIRECT RECEIPTS—			IV. ESTABLISHMENT	26,629	700	27,329
Share of Land Revenue collected in the Civil Department ..	22,323	461	22,784	V. TOOLS AND PLANT	789	797
				VI. REFUNDS OF REVENUE
				Total, Direct Charges ..	1,18,252	2,978
Total, Public Works and Civil Departments, Revenue ..	2,82,588	6,534	2,90,122	Share of collection charges in the Civil department	14,173	327
				Indirect charges	6,530	157
				Total, Direct and Indirect Charges	1,38,955	3,362
				(a) <i>Deduct</i> —Old maintenance charges saved to Government	26,784	1,096
				Net Total ..	1,12,171	2,266
				Balance, net revenue	1,71,417	4,268
				Grand Total ..	2,83,588	6,534
Total, Receipts ..	2,83,588	6,534	2,90,122			

(a) Extensions and Improvements	Rs.
Maintenance and Repairs	793
Establishment	266
Tools and plant	3
Total, Direct charges ..	1,062
Indirect charges	44
Grand Total ..	1,096

CUMBUM TANK—*Tank Project*—cont.

No. 4.—Interest Account for and to end of 1924-1925.

	Amount.		Amount.
	RS.		RS.
Total interest charges to end of 1923-1924	1,07,631	Net revenue realized to end of 1923-1924	1,71,417
Total interest charges for the year 1924-1925	2,793	Net revenue realized during 1924-1925	4,268
Balance, net revenue	65,261		
Total ..	1,75,685	Total ..	1,75,685

No. 5.—Account of Indirect Charges for and to end of 1924-1925

Particulars.	Previous.	1924-1925.	Total.
	RS.	RS.	RS.
CAPITAL.—			
Capitalization of abatement of Land Revenue	206	..	206
Leave and pension allowances	2,182	..	2,182
Total ..	2,388	..	2,388
REVENUE —			
Capitalization of abatement of Land Revenue	2,764	37	2,801
Leave and pension allowances	3,729	98	3,827
Audit and account	37	22	59
Total ..	6,530	157	6,687
Grand Total ..	8,918	157	9,075

CUMBUM TANK—Tank Project—cont.

No. 6.—Statement comparing Charges to date with Sanctioned Estimates.

Particulars.	CHARGES AGAINST CLOSED SANCTIONS.			CURRENT SANCTIONS.			Total charges to date against old and current sanctions.	REMARKS.	
	Expenditure against construction estimate.	Expenditure against open canal sanction.	Total.	Charges to date.	Amount of sanctioned estimate.	Unspent balance of estimate.		G.O. No. and date.	Amount of estimate.
<i>Direct Charges.</i>	RS.	RS.	RS.				RS.		
Works	37,314	31,387	68,701	68,701		
Establishment	8,495	6,789	15,284	15,284		
Tools and plant		
Suspense account		
Total) ..	45,809	38,176	83,985	83,985		
<i>Less—</i> Receipts on Capital account		
Net Total ..	45,809	38,176	83,985	83,985		
<i>Indirect Charges.</i>									
Capitalized abatement of land revenue	206	206	206		
Leave and pension allowances	1,232	950	2,182	2,182		
Total ..	1,232	1,156	2,388	2,388		
Grand Total ..	47,041	39,332	86,373	86,373		

MARKAPUR TANK PROJECT—*Tank Project.*

No. 2.—Capital Account for and to end of 1924—1925.

Heads of account.	DIRECT CHARGES.			Cost of construction as now estimated Construction estimate closed on 31st March 1911.	Expenditure against closed estimate.
	Previous.	1924-1925.	Total.		
I. WORKS—	RS.	RS.	RS.	RS.	RS.
(1) <i>Head Works—</i>					
B. Land	163	..	163	163	163
C. Works	41,177	..	41,177	41,177	41,177
K. Buildings
L. Earthwork
O. Miscellaneous
Total ..	41,940	..	41,340	41,340	41,340
(2) <i>Main Canals and Branches—</i>					
B. Land	2,499	..	2,499	2,499	2,499
C. Works	8,949	1,800	10,749	16,567	8,949
E. River and hill torrent works
F. (1) Other cross drainage works
K. Buildings	887	..	887	887	887
L. Earthwork	41,540	..	41,540	41,540	41,540
O. Miscellaneous	277	..	277	277	277
Total ..	54,152	1,800	55,952	61,770	54,152
Provision for unforeseen works
Total, Works ..	95,492	1,800	97,292	1,03,110	95,492
II. ESTABLISHMENT ..	21,165	580	21,745	23,070	21,165
III. TOOLS AND PLANT	7	7	152	..
Grand Total ..	1,16,657	2,387	1,19,044	1,26,332	1,16,657
V. <i>Less—RECEIPTS ON CAPITAL ACCOUNT</i>
Net Total * ..	1,16,657	2,387	1,19,044	1,26,332	1,16,657

	Direct charges.		
	Previous.	1924-26.	Total.
	RS.	RS.	RS.
Chargeable to 43. Minor Works and Navigation - Provincial	1,16,657	..	1,16,657
Chargeable to 55-A. Irrigation—2. Unproductive	2,387	2,387
Total ..	1,16,657	2,387	1,19,044

MARAKAPUR TANK PROJECT—Tank Project—cont.

No. 3.—Revenue Account for and to end of 1924-1925.

Receipts.	TOTAL.			Charges.	TOTAL.		
	Previous.	1924-1925.	Total.		Previous.	1924-1925.	Total.
	RS.	RS.	RS.		RS.	RS.	RS.
I. DIRECT RECEIPTS—				I. EXTENSIONS AND IMPROVEMENTS—			
5. Receipts from plantations	(1) Head works	665	..	665
6. Receipts from other canal produce	95	..	95	(2) Main canals and branches	3,325	..	3,325
11. Miscellaneous	233	..	233	(3) Distributaries	23	..	23
				(4) Drainage and protective works
				(5) Special tools and plant
				Total ..	4,013	..	4,013
Total, Revenue realized, in Public Works Department	328	..	328	II. MAINTENANCE AND REPAIRS—			
				(1) Head works	8,217	..	8,217
Irrigation Revenue realized in Civil Department	58,701	4,343	63,044	(2) Main canals and branches	9,050	1,450	10,500
				(3) Distributaries	1,049	..	1,049
				(4) Drainage and protective works
				(5) Special tools and plant
				Add—Unclassifiable outlay
				Total ..	18,316	1,450	19,766
Total, Direct Receipts ..	59,029	4,343	63,372	Total, Extensions and Improvements and Maintenance and Repairs	22,329	1,450	23,779
				IV. ESTABLISHMENT	9,571	467	10,038
				V. TOOLS AND PLANT	106	6	112
				VI. REFUNDS OF REVENUE
				Total, Direct Charges ..	32,006	1,923	33,929

MARKAPUR TANK PROJECT—*Tank Project*—cont.

No. 3.—Revenue Account for and to end of 1924—1925—*cont.*

Receipts.	TOTAL.			Charges.	TOTAL.		
	Previous.	1924-1925.	Total.		Previous.	1924-1925.	Total.
	RS.	RS.	RS.		RS.	RS.	RS.
I. INDIRECT RECEIPTS— Share of Land Revenue collected in the Civil Department	12	1	13	Share of collection charges in the Civil Department	2,934	217	3,151
				Indirect Charges	1,384	80	1,464
Total, Public Works and Civil Depart- ments, Revenue	59,041	4,314	63,385	Total, Direct and Indirect Charges ..	36,324	2,220	38,544
				<i>Deduct</i> —Old maintenance charges saved to Government*	3,248	334	3,582
				Net Total	33,076	1,886	34,962
				Balance, net revenue	25,965	2,458	28,423
Total, Receipts	59,041	4,344	63,385	Grand Total	59,041	4,344	63,385

* Direct—		RS.
Extensions and improvements		29
Maintenance and repairs		213
Establishment		77
Tools and plant		1
		—
		320
Indirect		14
		—
		—
	Total ..	334

ADMINISTRATIVE ACCOUNTS
FOR THE YEAR 1924-25.

MADRAS PRESIDENCY.

MARKAPUR TANK PROJECT—*Tank Project*—cont.

No. 4.—Interest Account for and to end of 1924-1925.

	Amount.		Amount.
	RS.		RS.
Total interest charges to end of 1923-1924	63,021	Net revenue realized to end of 1923-1924	25,965
Total interest charges for the year 1924-1925 ..	3,952	Net revenue realized during 1924-1925	2,458
Balance, net revenue	Balance, net interest charges.	38,550
Total ..	66,973	Total ..	66,973

No. 5.—Account of Indirect Charges for and to end of 1924-1925.

Particulars.	Previous.	1924-1925.	Total.
	RS.	RS.	RS.
CAPITAL—			
Capitalization of abatement of land revenue	1,038	..	1,038
Leave and pension allowances	2,963	81	3,044
Audit and accounts	18	18
Total ..	4,001	99	4,100
REVENUE—			
Leave and pension allowances ..	1,339	65	1,404
Audit and accounts	45	15	60
Total ..	1,384	80	1,464
Grand Total ..	5,385	179	5,564

MARKAPUR TANK PROJECT—*Tank Project*—cont.

No. 6.—Statement comparing Charges to date with Sanctioned Estimates.

Particulars.	CHARGES AGAINST CLOSED SANCTIONS.			CURRENT SANCTIONS.			Total charges to date against old and current sanctions.	REMARKS.	
	Expenditure against construction estimate.	Expenditure against open canal sanction.	Total.	Charges to date.	Amount of sanctioned estimate.	Unspent balance of estimate.		G.O. No. and Date.	Amount of estimate.
<i>Direct Charges.</i>	RS.	RS.	RS.	RS.	RS.	RS.	RS.		RS.
Works	94,107	1,385	95,492	1,800	7,618	5,818	97,292		..
Establishment	20,846	319	21,165	680	1,905	1,325	21,745		..
Tools and plant	7	152	145	7		..
Suspense account
Total ..	1,14,953	1,704	1,16,657	2,387	9,675	7,288	1,19,044	Mis. 89 L., 24th Mar. 1923.	7,618
Less—Receipts on Capital account
Net Total ..	1,14,953	1,704	1,16,657	2,387	9,675	7,288	1,19,044
<i>Indirect Charges.</i>									
Capitalized abatement of land revenue	1,038	1,038	1,038		..
Leave and pension allowances	2,918	45	2,963	81	..	81	3,044		..
Audit, and accounts	18	..	18	18		..
Total ..	2,918	1,083	4,001	99	..	99	4,100
Grand Total ..	1,17,871	2,787	1,20,658	2,486	9,675	7,189	1,23,144

ADMINISTRATIVE ACCOUNTS
FOR THE YEAR 1924-25.

MADRAS PRESIDENCY.

YELLANUR TANK PROJECT—*Tank Project.*

No. 2.—Capital Account for and to end of 1924-1925.

Heads of account.	DIRECT CHARGES.			Cost of construction as now estimated.	Expenditure against closed estimate.
	Previous.	1924-1925.	Total.		
I. WORKS—	RS.		RS.	RS.	
(1) <i>Head Works—</i>					
B. Land ..	13,755	..	13,755	13,755	..
C. Works ..	12,102	..	12,102	16,778	..
L. Earthwork ..	1,40,087	..	1,40,087	1,40,145	..
O. Miscellaneous ..	11,085	..	11,085	12,710	..
Total ..	1,84,029	..	1,84,029	1,85,388	..
(3) <i>Distributaries—</i>					
B. Land ..	1,017	..	1,017	695	..
C. Works ..	4,836	..	4,836	2,601	..
L. Earthwork ..	1,410	..	1,410	2,014	..
O. Miscellaneous
Total ..	7,263	..	7,263	5,310	..
(5) <i>Special tools and plants.</i>
Provision for unforeseen works
Total Works ..	1,91,292	..	1,91,292	1,90,698	..
II. ESTABLISHMENT ..	41,156	..	41,156	37,893	..
III. TOOLS AND PLANT.	7,087	..	7,087	7,120	..
Grand Total ..	2,39,535	..	2,39,535	2,35,711	..
V. <i>Less—RECEIPTS ON CAPITAL ACCOUNT.</i>	343	..	343
Net Total * ..	2,39,192	..	2,39,192	2,35,711	..

* Chargeable to "43. Minor Works and Navigation—Provincial."

YELLANUR TANK PROJECT—Tank Project—cont.
No. 3.—Revenue Account for and to end of 1924–1925.

Receipts.	TOTAL.			Charges.	TOTAL.		
	Previous.	1924–1925.	Total.		Previous.	1924–1925.	Total.
	RS.				RS.	RS.	RS.
DIRECT RECEIPTS—				I. EXTENSIONS AND IMPROVEMENTS—			
6. Receipts from other canal produce	(1) Head works
9. Rents of buildings.	(2) Main canals and branches
11. Miscellaneous	(3) Distributaries	19	..	19
				(4) Drainage and protective works
				(5) Special tools and plant
				Total ..	19	..	19
				II. MAINTENANCE AND REPAIRS—			
Total, Revenue realized in Public Works Department	(1) Head works	1,280	1,649	2,929
				(2) Main canals and branches	140	..	140
				(3) Distributaries	242	..	242
				(4) Drainage and protective works	27	..	27
				(5) Special tools and plant
				Add—Unclassifiable outlay
				Total ..	1,689	1,649	3,338
				♦ Total, Extensions and Improvements and Maintenance and Repairs	1,708	1,649	3,357
				IV. ESTABLISHMENT	762	531	1,293
				V. TOOLS AND PLANT	15	7	22
				VI. REFUNDS OF REVENUE
				Total, Direct Charges ..	2,485	2,187	4,672
II. INDIRECT RECEIPTS—				Share of collection charges in the Civil Department	518	41	559
Share of land revenue collected in the Civil Department ..	1,069	481	1,550	Indirect charges	119	90	209
				Total, Direct and Indirect Charges ..	3,122	2,318	5,440

ADMINISTRATIVE ACCOUNTS
FOR THE YEAR 1924-25.

363

MADRAS PRESIDENCY.

Total, Public Works and Civil Depart- ments, Revenue ..	11,444	1,294	12,738	* Deduct— Old maintenance charges saved to Govern- ment
				Net total ..	3,122	2,318	5,440
				Balance, net revenue ..	8,322	— 1,024	7,298
Total, Receipts ..	11,444	1,294	12,738	Grand Total ..	11,444	1,294	12,738

YELLANUR TANK PROJECT — *Tank Project.*

No. 4.—Interest Account for and to end of 1924-1925.

	Amount		Amount.
	RS.		RS.
Total interest charges to end of 1923-1924	101,381	Net revenue realized to end of 1923-1924	8,322
Total interest charges for the year 1924-1925	8,454	Net revenue realized during 1924-1925	— 1,024
		Balance, net interest charges ..	1,02,537
Total ..	1,09,835	Total ..	1,09,835

No. 5.—Account of Indirect Charges for and to end of 1924-1925.

Particulars.	Previous.	1924-1925.	Total.
	RS.	RS.	RS.
CAPITAL—			
Capitalization of abatement of land revenue.	24,753	..	24,753
Leave and pension allowances	5,762	..	5,762
Total ..	30,515	..	30,515
REVENUE—			
Leave and pension allowances	107	74	181
Audit and account	12	16	28
Total ..	119	90	209
Grand total ..	30,634	90	30,724

YELLANUR TANK PROJECT—*Tank Project*—cont.

No. 6.—Statement comparing Charges to date with Sanctioned Estimates.

Particulars.	CHARGES AGAINST CLOSED SANCTIONS.			CURRENT SANCTIONS.			Total charges to date against old and current sanctions.	REMARKS.	
	Expenditure against construction estimate.	Expenditure against open canal sanction.	Total.	Charges to date.	Amount of sanctioned estimate.	Unspent balance of estimate.		G.O. No. and date.	Amount of estimate.
<i>Direct Charges.</i>				RS.	RS.	RS.	RS.	<i>Direct.</i>	
Works	1,91,292	1,90,698	— 594	1,91,292	25 I., 16th Jan. 1918.	RS. 1,90,698
Establishment	41,156	37,893	— 3,263	41,156		
Tools and plant	7,087	7,120	33	7,087		
Suspense account		
Total	2,39,535	2,35,711	— 3,824	2,39,535		
<i>Less—Receipts on Capital account</i>	343	..	— 343	343		
Net Total	2,39,192	2,35,711	— 3,481	2,39,192		
<i>Indirect Charges.</i>								<i>Indirect.</i>	
Capitalized abatement of land revenue	24,753	24,784	31	24,753	25 I., 16th Jan. 1918.	RS. 30,089
Leave and pension allowances	5,762	5,305	— 457	5,762		
Total	30,515	30,089	— 426	30,515		
Grand Total	2,69,707	2,65,800	— 3,907	2,69,707		

KOCHERUVU TANK PROJECT—*Tank Project.*

No. 2.—Capital Account for and to end of 1924-1925.

Heads of account.	DIRECT CHARGES.			Cost of construction as now estimated, construction estimate closed on 31st March 1919.	Expenditure against closed estimate.
	Previous.	1924-1925	Total.		
I. WORKS—	Rs.		Rs.	Rs.	Rs.
(1) <i>Head Works—</i>					
B. Land	9,714	..	9,714	9,714	9,714
C. Works	39,331	..	39,331	39,331	39,331
K. Buildings	1,238	..	1,238	1,238	1,238
L. Earthwork	42,981	..	42,981	42,981	42,981
O. Miscellaneous	17	..	17	17	17
P. Maintenance
Total ..	93,281	..	93,281	93,281	93,281
(2) <i>Main Canals and Branches—</i>					
B. Land
C. Works
D. Regulators	2,339	..	2,339	2,339	2,339
L. Earthwork	5,826	..	5,826	5,826	5,826
O. Miscellaneous	15	..	15	15	15
Total ..	8,180	..	8,180	8,180	8,180
(5) <i>Special tools and plant</i>
Provision for unforeseen works
Total, Works ..	1,01,461	..	1,01,461	1,01,461	1,01,461
II. ESTABLISHMENT	22,158	..	22,158	22,158	22,158
III. TOOLS AND PLANT	1,046	..	1,046	1,046	1,046
Grand Total ..	1,24,665	..	1,24,665	1,24,665	1,24,665
V. <i>Less—Receipts on Capital account</i>	60	..	60	60	60
Net Total* ..	1,24,605	..	1,24,605	1,24,605	1,24,605

* Chargeable to "43. Minor Works and Navigation—Provincial".

KOCHEROVD TANK PROJECT—*Tank Project*—cont.

No. 3.—Revenue Account for and to end of 1924-1925.

Receipts.	TOTAL.			Charges.	TOTAL.		
	Previous.	1924-1925.	Total.		Previous.	1924-1925.	Total.
	RS.	RS.	RS.		RS.	RS.	RS.
DIRECT RECEIPTS—				I. EXTENSIONS AND IMPROVEMENTS —			
6. Receipts from other canal produce	(1) Head works	101	40	141
9. Rents of buildings	(2) Main canals and branches	144	144
11. Miscellaneous	21	..	21	(3) Distributaries	718	..	718
				(4) Drainage and protective works
				(5) Special tools and plant
				Total ..	819	184	1,003
				II. MAINTENANCE AND REPAIRS—			
Total, Revenue realized in Public Works Department	21	..	21	(1) Head works	4,690	248	4,938
Irrigation Revenue realized in Civil Department	— 822	— 314	— 1,136	(2) Main canals and branches	479	158	637
				(3) Distributaries
				(4) Drainage and protective works
				(5) Special tools and plant
				Add—Unclassifiable outlay
				Total ..	5,169	406	5,575
				Total, Extensions and Improve- ments and Maintenance and Repairs	5,938	590	6,528
				IV. ESTABLISHMENT	4,271	190	4,461
				V. TOOLS AND PLANT	64	2	66
Total, Direct Receipts ..	— 801	— 314	— 1,115				

KOCHERUVU TANK PROJECT—*Tank Project*—cont.

No. 3.—Revenue Account for and to end of 1924-1925—*cont.*

Receipts.	TOTAL.			Charges.	TOTAL.		
	Previous.	1924-1925.	Total.		Previous.	1924-1925.	Total.
II. INDIRECT RECEIPTS--	RS.	RS.	RS.	VI. REFUNDS OF REVENUE	RS.	RS.	RS.
Share of land revenue collected in the Civil Department	Total. Direct Charges ..	4	..	4
Total, Public Works and Civil Departments, Revenue	— 801	— 314	— 1,115	Share of collection charges in the Civil Department	-- 41	-- 18	-- 57
Net deficit, if any ..	11,704	1,113	12,817	Indirect charges	617	38	650
				Total, Direct and Indirect Charges ..	10,903	799	11,702
				Balance, net revenue
Total, Receipts ..	10,903	799	11,702	Grand Total ..	10,903	799	11,702

ADMINISTRATIVE ACCOUNTS
FOR THE YEAR 1924-25.

MADRAS PRESIDENCY.

KOCHERUVU TANK PROJECT—*Tank Project*—cont.
No. 4.—Interest Account for and to end of 1924-1925.

	Amount.		Amount.
	RS.		RS.
Total interest charges to end of 1923-1924	50,340	Net revenue realized to end of 1923-1924	11,704
Total interest charges for the year 1924-1925	4,386	Net revenue realized during 1924-1925	1,113
Balance, net revenue	Balance, net interest charges	67,543
Total	54,726	Total	54,726

No. 5.—Account of Indirect Charges for and to end of 1924-1925.

Particulars.	Previous.	1924-1925.	Total.
CAPITAL—	RS.	RS.	RS.
Capitalization of abatement of land revenue	8,027	..	8,027
Leave and pension allowances	3,102	..	3,102
Audit and accounts
Total	11,129	..	11,129
REVENUE—			
Leave and pension allowances	597	27	624
Audit and accounts	20	6	26
Total	617	33	650
Grand Total	11,746	33	11,779

KOCHERUVU TANK PROJECT—*Tank Project*—cont.

No. 6.—Statement comparing Charges to date with Sanctioned Estimates.

Particulars.	CHARGES AGAINST CLOSED SANCTIONS.			CURRENT SANCTIONS.			Total charges to date against old and current sanctions.	REMARKS.	
	Expenditure against construction estimate.	Expenditure against open casual sanction.	Total.	Charges to date.	Amount of sanctioned estimate.	Unspent balance of estimate.		G.O. No. and date.	Amount of estimate.
<i>Direct Charges.</i>	RS.		RS.				RS.		
Works	1,01,461	..	1,01,461	1,01,461		
Establishment	22,158	..	22,158	22,158		
Tools and plant	1,046	..	1,046	1,046		
Suspense account		
Total	1,24,665	..	1,24,665	1,24,665		
<i>Less—Receipts on Capital Account.</i>	60	..	60	60		
Net total	1,24,605	..	1,24,605	1,24,605		
<i>Indirect Charges.</i>									
Capitalized abatement of land revenue	8,027	..	8,027	8,027		
Leave and pension allowances	3,102	..	3,102	3,102		
Total	11,129	..	11,129	11,129		
Grand Total	1,35,734	..	1,35,734	1,35,734		

SIDDAPUR TANK PROJECT—*Tank Project.*

No. 2.—Capital Account for and to end of 1924-1925.

Heads of account.	DIRECT CHARGES.			Cost of construction as now estimated (construction estimate closed on 31st October 1919).	Expenditure against closed estimate.
	Previous.	1924-1925.	Total.		
I. WORKS—	RS.		RS.	RS.	RS.
(1) <i>Head Works—</i>					
A. Preliminary expenses (old outlay).*	6,463	..	6,463	6,463	6,463
C. Works	24,847	..	24,847	24,847	24,847
K. Buildings	2,393	..	2,393	2,393	2,393
L. Earthwork	5,24,277	..	5,24,277	5,24,277	5,24,277
O. Miscellaneous	14	..	14	14	14
P. Maintenance	2,775	..	2,775	2,775	2,775
Total ..	5,60,769	..	5,60,769	5,60,769	5,60,769
(2) <i>Main Canals and Branches—</i>					
B. Land
D. Regulators
E. Falls and weirs	11,950	..	11,950	11,950	11,950
L. Earthwork	6,014	..	6,014	6,014	6,014
O. Miscellaneous
Total ..	17,964	..	17,964	17,964	17,964
(3) <i>Distributaries—</i>					
B. Land	1,052	..	1,052	1,052	1,052
C. Works
L. Earthwork
O. Miscellaneous
Total ..	1,052	..	1,052	1,052	1,052
(5) <i>Special tools and plant</i> ..	— 57,034	..	— 57,034	— 57,034	— 57,034
Provision for unforeseen works.
Total works ..	5,22,751	..	5,22,751	5,22,751	5,22,751
II. ESTABLISHMENT	96,255	..	96,255	96,255	96,255
III. TOOLS AND PLANT	1,72,474	..	1,72,474	1,72,474	1,72,474
Total ..	7,91,480	..	7,91,480	7,91,480	7,91,480
V. <i>Loss—RECEIPTS ON CAPITAL ACCOUNT.</i>	442	..	442	442	442
Net total ..	7,91,038	..	7,91,038	7,91,038	7,91,038
Chargeable to 35. Protective Irrigation Works.	5,000	..	5,000
Chargeable to 43. Minor Works and Navigation—Provincial.	7,91,775	..	7,91,775
Chargeable to 55-A. Irrigation Works—2. Unproductive.	— 5,737	..	— 5,737
Total ..	7,91,038	..	7,91,038

* Represents expenditure incurred on preliminary investigation, etc.

SIDDAPUR TANK PROJECT—Tank Project—cont.
No 3.—Revenue Account for and to end of 1924-1925.

Receipts.	TOTAL.			Charges.	TOTAL.		
	Previous.	1924-1925.	Total.		Previous.	1924-1925.	Total.
	RS.	RS.	RS.	I. EXTENSIONS AND IMPROVEMENTS—	RS.	RS.	RS.
I. DIRECT RECEIPTS—				(1) Head works			
5. Receipts from plantations	(2) Main canals and branches	233	..	233
6. Receipts from other canal produce	(3) Distributaries
11. Miscellaneous	(4) Drainage and protective works
				(5) Special tools and plant
Total, Revenue realized in Public Works Department	Total ..	233	..	233
Irrigation Revenue realized in Civil Department	3,088	1,091	4,179	II. MAINTENANCE AND REPAIRS—			
Total, Direct Receipts ..	3,088	1,091	4,179	(1) Head works	3,490	792	4,282
				(2) Main canals and branches	171	937	1,108
II. INDIRECT RECEIPTS—				(3) Distributaries
Share of Land Revenue collected in the Civil Department	(4) Drainage and protective works
				(5) Special tools and plant
Total, Public Works and Civil Departments, Revenue	3,088	1,091	4,179	<i>Add—Unclassifiable outlay</i>
Net deficit, if any ..	3,815	1,352	5,167	Total ..	3,661	1,729	5,390
Total, Receipts ..	6,903	2,443	9,346	Total, Extensions and Improvements and Maintenance and Repairs	3,894	1,729	5,623
				IV. ESTABLISHMENT	2,447	557	3,004
				V. TOOLS AND PLANT	39	7	46
				VI. REFUNDS OF REVENUE
				Total, Direct Charges ..	6,380	2,293	8,673
				Share of collection charges in the Civil Department	155	55	210
				Indirect Charges	368	95	463
				Total, Direct and Indirect Charges	6,903	2,443	9,346
				Balance, net revenue
				Grand Total ..	6,903	2,443	9,346

ADMINISTRATIVE ACCOUNTS
FOR THE YEAR 1924-25.

MADRAS PRESIDENCY

SIDDAPUR TANK PROJECT—*Tank Project*—cont.

No. 4.—Interest Account for and to end of 1924-1925.

	Amount.		Amount.
	rs.		rs.
Total interest charges to end of 1923-1924.	2,86,696	Net revenue realized to end of 1923-1924.	— 3,815
Total interest charges for the year 1924-1925.	26,418	Net revenue realized during 1924-1925.	— 1,362
		Balance, net interest charges ..	3,18,281
Total ..	3,13,114	Total ..	3,13,114

No. 5.—Account of Indirect Charges for and to end of 1924-1925.

Particulars.	Previous.	1924-25.	Total.
CAPITAL—	rs.	rs.	rs.
Capitalization of abatement of land revenue
Leave and pension allowances	13,475	..	13,475
Audit and accounts	— 27	..	— 27
Total ..	13,448	..	13,448
REVENUE—			
Capitalization of abatement of land revenue
Leave and pension allowances	342	78	420
Audit and accounts	26	17	43
Total ..	368	95	463
Grand Total ..	13,816	95	13,911

SIDDAPUR TANK PROJECT—*Tank Project*—cont.

No. 6.—Statement comparing Charges to date with Sanctioned Estimates.

Particulars.	CHARGES AGAINST CLOSED SANCTIONS.			CURRENT SANCTIONS.			Total charges to date against old and current sanction.	REMARKS.	
	Expenditure against construction estimate.	Expenditure against open canal sanction.	Total.	Charges to date.	Amount of sanctioned estimate.	Unspent balance of estimate.		G.O. No. and date.	Amount of estimate.
<i>Direct Charges.</i>	RS.	RS.	RS.						
Works	5,36,737	— 12,986	5,22,751	5,22,751		
Establishment	1,06,156	— 9,901	96,255	96,255		
Tools and plant	1,72,598	— 124	1,72,474	1,72,474		
Suspense account		
Total ..	8,14,491	— 23,011	7,91,480	7,91,480		
<i>Less—Receipts on capital account ..</i>	<i>295</i>	<i>147</i>	<i>442</i>	<i>..</i>	<i>..</i>	<i>..</i>	<i>442</i>		
Net Total ..	8,14,196	— 23,158	7,91,038	7,91,038		
<i>Indirect Charges.</i>									
Capitalized abatement of land revenue		
Leave and pension allowances	14,861	— 1,386	13,475	13,475		
Audit and accounts	— 27	— 27	— 27		
Total ..	14,861	— 1,413	13,448	13,448		
Grand Total ..	8,29,057	— 24,571	8,04,486	8,04,486		

NAGAVARAM ANICUT AND SUPPLY CHANNEL—*Tank Project.*

No. 2.—Capital Account for and to end of 1924-1925.

Heads of account.	DIRECT CHARGES.			Cost of construction as now estimated (construction estimate closed on 31st December 1919.)	Expenditure against closed estimate.
	Previous.	1924-25.	Total.		
I. WORKS—					
(1) <i>Head Works—</i>					
B. Land
C. Works	67,683	..	67,683	67,683	67,683
K. Buildings
L. Earthwork
O. Miscellaneous
P. Maintenance
Total ..	67,683	..	67,683	67,683	67,683
(2) <i>Main Canals and Branches—</i>					
A. Preliminary expenses
B. Land	445	..	445	445	445
F. Falls and weirs
F. (1) Other cross drainage works	13,217	..	13,217	13,217	13,217
G. Bridges	1,262	..	1,262	1,262	1,262
K. Buildings	1,983	..	1,983	1,983	1,983
L. Earthwork	4,167	..	4,167	4,167	4,167
O. Miscellaneous
P. Maintenance
Total ..	21,074	..	21,074	21,074	21,074
(3) <i>Distributaries—</i>					
B. Land
C. Works
L. Earthwork
O. Miscellaneous
P. Maintenance
Total
Provision for unforeseen works
Total, Works ..	88,757	..	88,757	88,757	88,757
II. ESTABLISHMENT	18,538	..	18,538	18,538	18,538
III. TOOLS AND PLANT
* Grand Total ..	1,07,295	..	1,07,295	1,07,295	1,07,295

* Chargeable to '43. Minor Works and Navigation—Provincial'.

NAGAVARAM ANICUT AND SUPPLY CHANNEL—*Tank Project*—cont.

No. 3.—Revenue Account for and to end of 1924–1925.

IRRIGATION BRANCH.

876

PUBLIC WORKS DEPARTMENT.

Receipts.	TOTAL.			Charges.	TOTAL.		
	Previous.	1924–1925.	Total.		Previous.	1924–1925.	Total.
	RS.	RS.	RS.		RS.	RS.	RS.
DIRECT RECEIPTS—				I. EXTENSIONS AND IMPROVEMENTS—			
6. Receipts from other canal produce	(1) Head works
9. Rents of buildings	(2) Main canals and branches
11. Miscellaneous	(3) Distributaries
Total, Revenue realized in Public Works Department	(4) Drainage and protective works
Irrigation Revenue realized in Civil Department	5,575	1,857	7,432	(5) Special tools and plant
Total, Direct Receipts.. ..	5,575	1,857	7,432	Total
II. INDIRECT RECEIPTS—				II. MAINTENANCE AND REPAIRS—			
Share of Land Revenue collected in the Civil Department	(1) Head works
Total, Public Works and Civil Departments, Revenue	5,575	1,857	7,432	(2) Main canals and branches
Total, Receipts	5,575	1,857	7,432	(3) Distributaries
				(4) Drainage and protective works
				(5) Special tools and plant
				Add—Unclassifiable outlay
				Total
				Total, Extensions and Improvements and Maintenance and Repairs
				IV. ESTABLISHMENT
				V. TOOLS AND PLANT
				VI. REFUNDS OF REVENUE
				Total, Direct Charges
				Share of collection charges in the Civil Department	278	93	371
				Indirect Charges
				Total, Direct and Indirect Charges	278	93	371
				Balance, net revenue	5,297	1,764	7,061
				Grand Total	5,575	1,857	7,432

ADMINISTRATIVE ACCOUNTS
FOR THE YEAR 1924-25.

MADRAS PRESIDENCY.

NAGAVARAM ANICUT AND SUPPLY CHANNEL—*Tank Project*—cont.

No. 4.—Interest Account for and to end of 1924-1925.

	Amount.		Amount.
	RS.		RS.
Total interest charges to end of 1923-1924	38,922	Net revenue realized to end of 1923-1924	5,297
Total interest charges for the year 1924-1925	3,568	Net revenue realized during 1924-1925	1,764
Balance, net revenue	Balance, net interest charges	35,429
Total ..	42,490	Total ..	42,490

No. 5.—Account of Indirect Charges for and to end of 1924-1925.

Particulars.	Previous.	1924-1925.	Total.
	RS.		RS.
CAPITAL—			
Capitalization of abatement of land revenue
Leave and pension allowances	2,595	..	2,595
Total ..	2,595	..	2,595

NAGAVARAM ANICUT AND SUPPLY CHANNEL—*Tank Project*—cont.
 No. 6.—Statement comparing Charges to date with Sanctioned Estimates.

Particulars.	CHARGES AGAINST CLOSED SANCTIONS.			CURRENT SANCTIONS.			Total charges to date against old and current sanctions.	REMARKS.	
	Expenditure against construction estimate.	Expenditure against open capital sanction.	Total.	Charges to date.	Amount of sanctioned estimate.	Unspent balance of estimate.		G.O. No. and date.	Amount of estimate.
<i>Direct charges.</i>	RS.		RS.				RS.		
Works	88,757	..	88,757	88,757		
Establishment	18,538	..	18,538	18,538		
Tools and plant		
Suspense account		
Total	1,07,295	..	1,07,295	1,07,295		
<i>Less—Receipts on Capital Account</i>		
Net Total	1,07,295	..	1,07,295	1,07,295		
<i>Indirect charges.</i>									
Capitalized abatement of land revenue		
Leave and pension allowances	2,595	..	2,595	2,595		
Total	2,595	..	2,595	2,595		
Grand Total	1,09,890	..	1,09,890	1,09,890		

VENKATAPURAM TANK PROJECT—*Tank Project.*

No. 2.—Capital Account for and to end of 1924-25.

Heads of account.	DIRECT CHARGES.			Cost of construction as now estimated (construction estimate closed on 31st March 1918).	Expenditure against closed estimate.
	Previous.	1924-1925.	Total.		
I. WORKS—	RS.		RS.	RS.	RS.
(1) <i>Head Works—</i>					
A. Preliminary expenses
B. Land	1,781	..	1,781	1,781	1,781
C. Works	52,327	..	52,327	52,327	52,327
K. Buildings.. .. .	1,884	..	1,884	1,884	1,884
L. Earthwork	2,30,139	..	2,30,139	2,30,139	2,30,139
O. Miscellaneous	332	..	332	332	332
Total ..	2,86,463	..	2,86,463	2,86,463	2,86,463
(2) <i>Main Canals and Branches—</i>					
A. Preliminary expenses ..	19	..	19	19	19
B. Land	2,702	..	2,702	2,702	2,702
C. Works	7,878	..	7,878	7,878	7,878
D. Regulators
F. Rivers and Hill Torrents.
F. (1) Other cross drainage works.
G. Bridges
K. Buildings
L. Earthwork	6,890	..	6,890	6,890	6,890
O. Miscellaneous	41	..	41	41	41
P. Maintenance
Total ..	17,530	..	17,530	17,530	17,530
(3) <i>Distributaries—</i>					
B. Land
C. Works
L. Earthwork
O. Miscellaneous
P. Maintenance
Total
(5) <i>Special tools and plant—</i>	1	..	1	1	1
Provision for unforeseen works.
Total, Works ..	3,03,994	..	3,03,994	3,03,994	3,03,994
II. ESTABLISHMENT	64,539	..	64,539	64,539	64,539
III. TOOLS AND PLANT	4,236	..	4,236	4,236	4,236
Grand Total ..	3,72,769	..	3,72,769	3,72,769	3,72,769
V. <i>Less—RECEIPTS ON CAPITAL ACCOUNT.</i>	519	..	519	519	519
(a) Net Total ..	3,72,250	..	3,72,250	3,72,250	3,72,250
Chargeable to 35. Protective Works— Irrigation.	3,71,838	..	3,71,838
Chargeable to 55. Irrigation Works— Unproductive.	412	..	412
Total ..	3,72,250	..	3,72,250

VENKATAPURAM TANK PROJECT—Tank Project—cont.
No. 3.—Revenue Account for and to end of 1924-1925.

Receipts.	Total.			Charges.	Total.		
	Previous.	1924-1925.	Total.		Previous.	1924-1925.	Total.
	RS.	RS.	RS.		RS.	RS.	RS.
DIRECT RECEIPTS—				I. EXTENSIONS AND IMPROVEMENTS—			
6. Receipts from other canal produce.	(1) Head works	50	..	50
9. Rents of buildings	(2) Main canals and branches	54	..	54
11. Miscellaneous	(3) Distributaries
Total, Revenue realized in Public Works Department.	(4) Drainage and protective works
Irrigation Revenue realized in Civil Department.	702	527	1,229	Total ..	104	..	104
Total, Direct Receipts.	702	527	1,229	II. MAINTENANCE AND REPAIRS—			
				(1) Head works	1,260	332	1,592
				(2) Main canals and branches	1,608	120	1,728
				(3) Distributaries
				(4) Drainage and protective works
				<i>Add—</i> Unclassifiable outlay
				Total ..	2,868	452	3,320
				Total, Extensions and Improvements and Maintenance and Repairs.	2,972	452	3,424
				IV. ESTABLISHMENT	2,178	145	2,323
				V. TOOLS AND PLANT	32	2	34
				VI. REFUNDS OF REVENUE
				Total, Direct Charges	5,182	599	5,781
				Share of collection charges in the Civil Department.	35	26	61
				Indirect Charges	323	25	348
				Total, Direct and Indirect Charges	5,540	660	6,190
				Balance, Net revenue
Total, Receipts	5,540	650	6,190	Grand Total	5,540	650	6,190

ADMINISTRATIVE ACCOUNTS
FOR THE YEAR 1924-25.

MADRAS PRESIDENCY.

VENKATAPURAM TANK PROJECT—*Tank Project*—cont.

No. 4.—Interest Account for and to end of 1924-1925.

	Amount.		Amount.
	RS.		RS.
Total interest charges to end of 1923-1924	1,49,105	Net revenue realized to end of 1923-1924	- 4,836
Total interest charges for the year 1924-1925	13,100	Net revenue realized during 1924-1925	- 123
		Balance, net interest charges ..	1,67,166
Total ..	1,62,205	Total ..	1,62,205

No. 5.—Account of Indirect Charges for and to end of 1924-1925.

Particulars.	Previous.	1924-1925.	Total.
	RS.	RS.	RS.
CAPITAL—			
Capitalization of abatement of land revenue ..	3,635	..	3,635
Leave and pension allowances	9,034	..	9,034
Audit and accounts	2	..	2
Total ..	12,671	..	12,671
REVENUE—			
Capitalization of abatement of land revenue
Leave and pension allowances	305	20	325
Audit and accounts	18	5	23
Total ..	323	25	348
Grand Total ..	12,994	25	13,019

VENKATAPURAM TANK PROJECT—*Tank Project*—cont.

No. 6.—Statement comparing Charges to date with Sanctioned Estimates.

Particulars.	CHARGES AGAINST CLOSED SANCTIONS.			CURRENT SANCTIONS.			Total charges to date against old and current sanctions.	REMARKS.	
	Expenditure against construction estimate.	Expenditure against open canal sanction.	Total.	Charges of date.	Amount of sanctioned estimate.	Unspent balance of estimate.		G.O. No. and date.	Amount of estimate.
<i>Direct Charges.</i>	RS.	RS.	RS.				RS.		
Works	3,00,808	3,186	3,03,994	3,03,994		
Establishment	62,353	2,186	64,539	64,539		
Tools and plant	4,205	31	4,236	4,236		
Suspense account		
Total ..	3,67,366	5,403	3,72,769	3,72,769		
Less—Receipts on Capital Account ..	519	..	519	519		
Net Total ..	3,66,847	5,403	3,72,250	3,72,250		
<i>Indirect Charges.</i>									
Capitalized abatement of land revenue ..	3,627	8	3,635	3,635		
Leave and pension allowances	8,728	306	9,034	9,034		
Audit and accounts	2	2	2		
Total ..	12,355	316	12,671	12,671		
Grand Total ..	3,79,202	5,719	3,84,921	3,84,921		

KURNOOL-CUDDAPAH CANAL—Canal Project.

No. 2.—Capital Account for and to end of 1924-1925.

Heads of account.	DIRECT CHARGES.			Cost of construction as now estimated (construction estimate closed).	Expenditure against closed estimate.
	Previous.	1924-1925.	Total.		
1. WORKS—	RS.	RS.	RS.	RS.	RS.
(1) <i>Head Works—</i>					
Purchase value ..	1,77,82,139	..	1,77,82,139	1,77,82,139	1,77,82,139
B. Land	661	..	661	248	..
C. Works	18,896	..	18,896	17,268	..
K. Buildings ..	3,700	..	3,700	3,706	..
L. Earthwork ..	352	..	352	185	..
O. Miscellaneous ..	3,802	..	3,802	4,552	..
P. Maintenance ..	200	..	200	225	..
Unforeseen works
Total ..	1,78,09,750	..	1,78,09,750	1,78,08,323	1,77,82,139
(2) <i>Main Canals and Branches—</i>					
A. Preliminary expenses.	2,341	..	2,341	2,298	..
B. Land	28,556	..	28,556	24,292	42
D. Regulators ..	72,330	— 9	72,321	1,64,514	1,38,714
E. Falls and weirs ..	20,974	..	20,974	16,952	..
F. River and Hill torrent work.	4,304	..	4,304
F (1). Other cross drainage works.	1,59,126	..	1,59,125	2,22,559	1,993
G. Bridges	28,443	..	28,443	37,796	..
H. Escapes	9,710	..	9,710	44,700	44,700
K. Buildings	12,099	..	12,099	12,083	4,710
L. Earthwork	2,63,785	..	2,63,785	2,29,738	29,087
M. Plantation
N. Tanks and reservoirs.	1,076	..	1,076
O. Miscellaneous ..	33,617	..	33,617	30,462	15,464
P. Maintenance ..	4,250	..	4,250	3,000	..
Total ..	6,40,610	— 9	6,40,601	7,88,394	2,34,708
(3) <i>Distributaries—</i>					
A. Preliminary expenses.	205	..	205	} 6,07,877	} 1,09,020
B. Land	39,669	..	39,669		
C. Works	3,54,312	2,409	3,56,721		
F (1). Other cross drainage works.	1,024	..	1,024		
L. Earthwork	2,31,883	..	2,31,883		
O. Miscellaneous ..	10,655	..	10,655		
P. Maintenance ..	856	..	856		
Unforeseen works ..	25	..	25		
Total ..	6,38,629	2,409	6,41,038	6,07,877	1,09,020

KURNOOL-CUDDAPAH CANAL—*Canal Project*—cont.

No. 2.—Capital Account for and to end of 1924-1925—cont.

Heads of account.	DIRECT CHARGES.			Cost of construction as now estimated (construction estimate closed).	Expenditure against closed estimate.
	Previous.	1924-1925.	Total.		
I. WORKS—cont.	RS.	RS.	RS.	RS.	RS.
(5) <i>Special tools and plant</i> —
Provision for unforeseen works.	— 257	..	— 257	11,337	..
Total, Works ..	1,90,88,732	2,400	1,90,91,132	1,92,15,931	1,81,25,867
II. ESTABLISHMENT ..	3,79,409	774	3,80,183	3,09,941	88,473
III. TOOLS AND PLANT ..	3,051	10	3,061	12,384	225
Loss by exchange ..	40,80,918	..	40,80,918*	40,80,918	40,80,918
Grand Total ..	2,35,52,110	3,184	2,35,55,294	2,36,19,174	2,22,95,483
V. <i>Less</i> —RECEIPTS ON CAPITAL ACCOUNT.	2,44,283	..	2,44,283	2,26,747	2,26,747
Net Total ..	2,33,07,827	3,184	2,33,11,011	2,33,92,427	2,20,68,736
<i>Apportionment</i> —					
Chargeable to “49. Irrigation”.	2,18,73,121	..	2,18,73,121
Chargeable to “43. Minor Works and Navigation”—					
Imperial
Provincial	13,84,414	..	13,84,414
Chargeable to “33. Famine Relief”—					
Imperial	37,723	..	37,723
Provincial	— 301	..	— 301
Chargeable to “55-A. Irrigation—2. Un-productive.”	12,870	3,184	16,054
Total ..	2,33,07,827	3,184	2,33,11,011

KURNOOL-CUDDAPAH CANAL—Canal Project—cont.
No. 3.—Revenue Account for and to end of 1924-1925.

ADMINISTRATIVE ACCOUNTS
FOR THE YEAR 1924-25.

385

MADRAS PRESIDENCY

Receipts.	TOTAL.			Charges.	TOTAL.		
	Previous.	1924-1925.	Total.		Previous.	1924-1925.	Total.
I. DIRECT RECEIPTS—				I. EXTENSIONS AND IMPROVEMENTS—			
1. Water-rates from irrigation ..	RS. 35,98,514	RS. ..	RS. 35,98,514	(1) Head works	RS. 46,982	RS. 55	RS. 47,037
2. Sale of water ..	93	..	93	(2) Main canals and branches	3,54,406	9,528	3,63,934
3. Water-supply of towns ..	68,869	652	69,622	(3) Distributaries	76,374	389	76,763
4. Receipts from plantations ..	24,242	36	24,277	(4) Drainage and protective works	13,251	..	13,251
5. Receipts from other canal produce ..	1,57,863	10,336	1,68,199	(5) Special tools and plant	— 168	..	— 168
6. Navigation receipts.	80,844	1,755	82,599	<i>Add—Unclassifiable outlay</i>	565	..	565
7. Rents of buildings..	33,697	1,191	34,888	Total ..	4,91,410	9,972	5,01,382
10. Fines ..	72	..	72	II. MAINTENANCE AND REPAIRS—			
11. Miscellaneous ..	1,03,584	942	1,04,526	(1) Head works	2,12,212	7,286	2,19,498
Deduct Refunds ..	155	22	177	(2) Main canals and branches	28,00,469	66,600	28,66,969
Total revenue realized in Public Works Department ..	40,67,723	14,890	40,82,613	(3) Distributaries	3,83,246	17,036	4,00,281
Irrigation revenue realized in Civil Department ..	41,68,950	3,25,488	44,84,438	(4) Drainage and protective works	20,108	..	20,108
				(5) Special tools and plant	5,891	..	5,891
				<i>Add—Unclassifiable outlay</i>	11,150	..	11,150
Total, Direct Receipts, ..	82,26,673	3,40,378	85,67,051	Total ..	34,33,076	90,821	35,23,897
				Total, Extensions and Improvements and Maintenance and Repairs	39,24,486	1,00,793	40,25,279
				IV. ESTABLISHMENT	15,70,221	32,493	16,02,714
				V. TOOLS AND PLANT	1,10,324	401	1,10,725
				VI. REFUNDS OF REVENUE	14,592	..	14,592
				Deduct Recoveries on Revenue Account. ..	196	..	196
				Total, Direct Charges ..	56,19,427	1,33,687	57,53,114

KURNOOL-CUDDAPAH CANAL—Canal Project—cont.

No. 3.—Revenue Account for and to end of 1924-1925—cont.

Receipts.	TOTAL.			Charges.	TOTAL.		
	Previous.	1924-1925.	Total.		Previous.	1924-1925.	Total.
II. INDIRECT RECEIPTS—	RS.	RS.	RS.		RS.	RS.	RS.
Share of land revenue collected in the Civil Department ..	27,114	2,000	29,114	Share of collection charges in the Civil Department	2,19,146	16,364	2,35,510
				Indirect Charges	2,28,637	5,557	2,34,194
				Total, Direct and Indirect Charges	60,67,210	1,55,608	62,22,818
Total, Public Works and Civil Departments, Revenue ..	82,53,787	3,42,378	85,96,165	Deduct old maintenance charges saved to Government *	40,488	4,128	44,611
				Net Total ..	60,26,727	1,51,480	61,78,207
Total, Receipts ..	82,53,787	3,42,378	85,96,165	Balance, net revenue ..	22,27,060	1,90,898	24,17,958
				Grand Total ..	82,53,787	3,42,378	85,96,165

* Direct—

Extensions and improvements	232
Maintenance and repairs	2,757
Establishment	963
Tools and plant	11
Total ..	3,963
Indirect	165
Total, Direct and Indirect ..	4,128

ADMINISTRATIVE ACCOUNTS
FOR THE YEAR 1924-25.

MADRAS PRESIDENCY.

KURNOOL-CUDDAPAH CANAL—*Canal Project*—cont.

No. 4.—Interest Account for and to end of 1924-1925.

	Amount.		Amount.
	RS.		RS.
Total interest charges to end of 1923-1924	3,44,95,004	Net revenue realized to end of 1923-1924	22,27,060
Total interest charges for the year 1924-1925	7,87,234	Net revenue realized during 1924-1925	1,90,898
		Balance, net interest charges	3,28,64,280
Total ..	3,52,82,238	Total ..	3,52,84,238

No. 5.—Account of Indirect Charges for and to end of 1924-1925.

Particulars.		Previous.	1924-1925.	Total.
		RS.	RS.	RS.
CAPITAL—				
Capitalization of abatement of land revenue	19,983	..	19,983
Leave and pension allowances	63,136	108	63,244
Audit and accounts	137	24	161
Total	73,256	132	73,388
REVENUE—				
Capitalization of abatement of land revenue	5,679	..	5,679
Leave and pension allowances	2,20,261	4,549	2,24,810
Audit and accounts	2,697	1,008	3,705
Total	2,28,637	5,557	2,34,194
Grand Total	3,01,893	5,689	3,07,582

KURNOOL-CUDDAPAH CANAL—*Canal Project*—cont.

No. 6.—Statement comparing Charges to date with Sanctioned Estimates.

Particulars.	CHARGES AGAINST CLOSED SANCTIONS.			CURRENT SANCTIONS.			Total charges to date against old and current sanctions.	REMARKS.			
	Expenditure against construction estimate.	Expenditure against open canal sanctions.	Total.	Charges to date.	Amount of sanctioned estimate.	Unspent balance of estimate.		G.O. No. and date.	Amount of estimate.		
<i>Direct Charges.</i>	RS.	RS.	RS.	RS.	RS.	RS.	RS.	<i>Direct Charges.</i>	RS.		
Works	1,77,82,139	3,43,728	1,81,25,867	9,65,265	10,90,064	1,24,799	1,90,91,132	851 L, 8th Oct. 1900.	2,32,200		
Establishment	88,473	88,473	2,91,710	2,21,468	— 70,242	3,80,183				
Tools and plant	225	225	2,836	12,159	9,323	3,061				
Suspense account				
Loss by exchange	40,80,918	..	40,80,918	40,80,918				
Total ..	2,18,63,057	4,32,426	2,22,95,483	12,59,811	13,23,691	63,880	2,35,55,294	487 L, 21st Nov. 1916. 156 L, 10th April 1916. 17 L, 8th Jan. 1918. Mis. 483 L, 10th Dec. 1921.	7,42,514 80,000 25,800 9,560		
<i>Less—</i> Receipts on Capital Account.	2,24,116	2,632	2,26,747	17,536	..	— 17,536	2,44,283				
Net Total ..	2,16,38,942	4,29,794	2,20,68,736	12,42,275	13,23,691	81,416	2,33,11,011			Total ..	10,90,064
<i>Indirect Charges.</i>										<i>Indirect Charges.</i>	
Capitalized abatement of land revenue.	..	2,377	2,377	17,606	41,098	23,492	10,983	851 L, 8th Oct. 1900.	23,000		
Leave and pension allowances.	..	12,386	12,386	40,858	29,276	— 11,582	53,244	487 L, 21st Nov. 1916.	42,096		
Audit and accounts	— 12	— 12	173	..	— 173	161	156 L, 10th Apr. 1916.	5,278		
Total	14,751	14,751	58,637	70,374	11,737	73,388	Total ..	70,374		
Grand Total ..	2,16,38,942	4,44,545	2,20,83,487	13,00,912	13,94,065	93,163	2,33,84,399				

ADMINISTRATIVE ACCOUNTS
FOR THE YEAR 1924-25.

MADRAS PRESIDENCY.

TIPPAYAPALEM PROJECT—*Tank Project.*

No. 2.—Capital Account for and to end of 1924-1925.

Heads of account.	DIRECT CHARGES.			Cost of construction as now estimated.	Expenditure against closed estimate.
	Previous.	1924-25.	Total.		
I. Works—		RS.	RS.	RS.	
(1) <i>Head Works—</i>					
B. Land	11,650	..
C. Works	14,684	14,684	66,600	..
K. Buildings	7,000	..
L. Earthwork	1,03,400	..
O. Miscellaneous	18,810	..
Total	14,684	14,684	2,05,360	..
(2) <i>Main Canals and Branches—</i>					
L. Earthwork	19,200	..
O. Miscellaneous	1,440	..
Total	20,640	..
(3) <i>Distributaries—</i>					
C. Works
L. Earthwork
O. Miscellaneous
Total
(5) Special tools and plant
Total, Works	14,684	14,684	2,26,000	..
II. ESTABLISHMENT	4,734	4,734	56,500	..
III. TOOLS AND PLANT	58	58	4,520	..
Grand Total	19,476	19,476	2,87,020	..
V. <i>Loss—RECEIPTS ON CAPITAL ACCOUNT.</i>
Net Total	19,476	19,476	2,87,020	..
Chargeable to 55-A. Irrigation Works—Unproductive.	..	19,476	19,476
Total	19,476	19,476

TIPPAYAPALEM PROJECT—*Tank Project*—cont.

No. 4.—Interest Accounts for and to end of 1924–1925.

	Amount.		Amount.
	RS.		RS.
Total interest charges to end of 1923–1924	Net revenue realized to end of 1923–1924
Total interest charges for the year 1924–1925	592	Net revenue realized during 1924–1925
Total ..	592	Balance net interest charges	592
		Total ..	692

No. 5.—Account of Indirect Charges for and to end of 1924–1925

Particulars.	Previous.	1924–1925.	Total.
CAPITAL—		RS.	RS.
Capitalization of abatement of land revenue
Leave and pension allowances	663	663
Audit and accounts	147	147
Total	810	810
REVENUE—			
Capitalization of abatement of land revenue
Leave and pension allowances
Audit and accounts
Total
Grand Total	810	810

TIPPAYAPALEM PROJECT--*Tank Project*—cont.

No. 6.—Statement comparing Charges to date with Sanctioned Estimates.

Particulars	CHARGES AGAINST CLOSED SANCTIONS.			CURRENT SANCTIONS.			Total charges to date and against old and current sanctions.	REMARKS.	
	Expenditure against construction estimate.	Expenditure against open canal sanctions.	Total.	Charges to date.	Amount of sanctioned estimate.	Unspent balance of estimate.		G.O. No. and date.	Amount of estimate.
<i>Direct Charges.</i>				Rs.	Rs.	Rs.			
Works	14,684	2,26,000	2,11,316	..	Mis. 38 I., dated 4th February 1924.	2,26,000
Establishment	4,734	56,500	51,766	..		
Tools and plant	58	4,520	4,462	..		
Suspense account		
Total	19,476	2,87,020	2,67,544	..		
<i>Less—Receipts on Capital Account</i>		
Net Total	19,476	2,87,020	2,67,544	..		
<i>Indirect Charges</i>									
Capitalized abatement of land revenue		
Leave and pension allowances	663	..	663	..		
Audit and accounts	147	..	147	..		
Total	810	..	810	..		
Grand Total	20,286	2,87,020	2,66,734	..		

ADMINISTRATIVE ACCOUNTS
FOR THE YEAR 1924-25.

BARUR TANK—*Tank Project.*

No. 2.—Capital Account for and to end of 1924–1925.

Heads of account.	DIRECT CHARGES.			Cost of construction as now estimated (construction estimate closed on 31st March 1891).	Expenditure against closed estimate.
	Previous.	1924–1925.	Total.		
I. WORKS—	RS.		RS.	RS.	RS.
(1) <i>Head Works—</i>					
A. Preliminary expenses ..	739	..	739	739	739
B. Land	11,573	..	11,573	11,573	11,573
C. Works	23,817	..	23,817	23,817	23,817
K. Buildings	4,621	..	4,621	4,621	4,621
O. Miscellaneous	4,568	..	4,568	4,568	4,568
P. Maintenance	355	..	355	355	355
Total ..	45,673	..	45,673	45,673	45,673
(2) <i>Main Canals and Branches—</i>					
B. Land	296	..	296	296	296
C. Works	2,323	..	2,323	2,323	2,323
D. Regulators	24,620	..	24,620	24,620	24,620
E. Falls and Weirs
F. (1) Other cross drainage works.	4,053	..	4,053	4,053	4,053
G. Bridges	5,270	..	5,270	5,270	5,270
L. Earthwork	82,550	..	82,550	82,550	82,550
N. Tanks and reservoirs	1,879	..	1,879	1,879	1,879
O. Miscellaneous	4,684	..	4,684	4,684	4,684
Total ..	1,25,675	..	1,25,675	1,25,675	1,25,675
(2-A) <i>Reservoirs—</i>					
C. Works	2,949	..	2,949	2,949	2,949
L. Earthwork	66,826	..	66,826	66,826	66,826
Total ..	69,775	..	69,775	69,775	69,775
(3) <i>Distributaries—</i>					
B. Land	897	..	897	897	897
C. Works	40,038	..	40,038	40,038	40,038
L. Earthwork	53,279	..	53,279	53,279	53,279
N. Tanks and reservoirs	428	..	428	428	428
Total ..	94,642	..	94,642	94,642	94,642
(5) Special tools and plant
Provision for unforeseen works
Total, Works ..	3,35,765	..	3,35,765	3,35,765	3,35,765

BARUR TANK—*Tank Project*—cont.No. 2.—Capital Account for and to end of 1924-1925—*cont.*

Heads of account.	DIRECT CHARGES.			Cost of construction as now estimated (construction estimate closed on 31st March 1891).	Expenditure against closed estimate.
	Previous.	1924-1925.	Total.		
II. ESTABLISHMENT	RS. 76,701	..	RS. 76,701	RS. 76,701	RS. 76,701
III. TOOLS AND PLANT	6,931	..	6,931	6,931	6,931
Grand Total ..	4,19,397	..	4,19,397	4,19,397	4,19,397
V. <i>Less</i> —RECEIPTS ON CAPITAL ACCOUNT.	22	..	22	22	22
(a) Net Total ..	4,19,375	..	4,19,375	4,19,375	4,19,375

	RS.
(a) Chargeable to 49. Irrigation	4,02,176
Do to 43. Minor Works and Navigation—Provincial.	17,199
Total ..	<u>4,19,375</u>

BARUR TANK—Tank Project—cont.

No. 3.—Revenue Account for and to end of 1924-1925.

Receipts.	TOTAL.			Charges.	TOTAL.		
	Previous.	1924-1925.	Total.		Previous.	1924-1925.	Total.
	RS.	RS.	RS.		RS.	RS.	RS.
I. DIRECT RECEIPTS—				I. EXTENSIONS AND IMPROVEMENTS—			
5. Receipts from plan- tations ..	41	..	41	(1) Head works	4,441	..	4,441
6. Receipts from other canal produce ..	11,237	831	12,068	(2) Main canals and branches	17,734	..	17,734
9. Rents of buildings.	605	20	625	(3) Distributaries	2,561	..	2,561
11. Miscellaneous ..	1,763	50	1,813	(4) Drainage and protective works	1,661	..	1,661
Deduct Refunds ..	81	14	95	(5) Special tools and plant
Total, Revenue realized in Public Works Department ..	13,565	887	14,452	Total ..	26,397	..	26,397
Irrigation Revenue realized in Civil Department ..	4,56,208	17,211	4,73,419	II. MAINTENANCE AND REPAIRS—			
Total, Direct Receipts ..	4,69,773	18,098	4,87,871	(1) Head works	20,598	..	20,598
				(2) Main canals and branches	1,02,456	3,575	1,06,030
II. INDIRECT RECEIPTS—				(3) Distributaries	10,068	— 1	10,067
Share of land revenue collected in the Civil Department ..	9,794	471	10,265	(4) Drainage and protective works	666	..	666
				(5) Special tools and plant
Total, Public Works and Civil Depart- ments, Revenue ..	4,79,567	18,569	4,98,136	Total ..	1,33,787	3,574	1,37,361
Total, Receipts ..	4,79,567	18,569	4,98,136	Total, Extensions and Improvements and Mainte- nance and Repairs	1,60,184	3,574	1,63,758
				IV. ESTABLISHMENT	61,284	1,450	62,734
				V. TOOLS AND PLANT	444	32	476
				VI. REFUNDS OF REVENUE	54	..	54
				Total, Direct Charges ..	2,21,966	5,056	2,27,022
				Share of collection charges in the Civil Depart- ment	22,882	862	23,744
				Indirect charges	8,810	239	9,049
				Total, Direct and Indirect Charges ..	2,53,658	6,157	2,59,815
				Balance, Net revenue ..	2,25,909	12,412	2,38,321
				Grand Total ..	4,79,567	18,569	4,98,136

ADMINISTRATIVE ACCOUNTS
FOR THE YEAR 1924-25.

MADRAS PRESIDENCY.

BARUR TANK—*Tank Project*—cont.

No. 4.—Interest Account for and to end of 1924-1925.

	Amount.		Amount.
	RS.		RS.
Total interest charges to end of 1923-1924	5,77,656	Net revenue realized to end of 1923-1924	2,25,909
Total interest charges for the year 1924-1925	13,945	Net revenue realized during 1924-1925	12,412
		Balance net interest charges.	3,53,280
Total ..	5,91,601	Total ..	5,91,601

No. 5.—Account of Indirect Charges for and to end of 1924-1925.

Particulars.	Previous.	1924-1925.	Total.
	RS.	RS.	RS.
CAPITAL—			
Capitalization of abatement of land revenue	13,000	..	13,000
Leave and pension allowances	10,738	..	10,738
Audit and accounts
Total ..	23,738	..	23,738
REVENUE—			
Capitalization of abatement of land revenue	130	..	130
Leave and pension allowances	8,580	203	8,783
Audit and accounts	100	36	136
Total ..	8,810	239	9,049
Grand Total ..	32,548	239	32,787

BARUR TANK—*Tank Project*—cont.

No. 6.—Statement comparing Charges to date with Sanctioned Estimates.

Particulars.	CHARGES AGAINST CLOSED SANCTIONS.			CURRENT SANCTIONS.			Total charges to date against old and current sanctions.	Remarks.
	Expenditure against construction estimate.	Expenditure against open canal sanctions.	Total.	Charges to date.	Amount of sanctioned estimate.	Unspent balance of estimate.		
<i>Direct Charges.</i>	RS.	RS.	RS.				RS.	
Works	3,11,681	24,084	3,35,765	3,35,765	
Establishment	71,683	5,018	76,701	76,701	
Tools and plant	6,883	48	6,931	6,931	
Suspense account	
Total	3,90,247	29,150	4,19,397	4,19,397	
Less—Receipts on Capital Account	22	..	22	22	
Net Total	3,90,225	29,150	4,19,375	4,19,375	
<i>Indirect Charges.</i>								
Capitalized abatement of land revenue	12,056	944	13,000	13,000	
Leave and pension allowances	10,036	702	10,738	10,738	
Total	22,092	1,646	23,738	23,738	
Grand Total	4,12,317	30,796	4,43,113	4,43,113	

KANNIAMPALIAM ANICUT—*Tank Project.*

No. 2.—Capital Account for and to end of 1924-1925.

Heads of account.	DIRECT CHARGES.			Cost of construction as now estimated.	Expenditure against closed estimate
	Previous.	1924-1925.	Total.		
I. WORKS—	RS.	RS.	RS.	RS.	
(1) <i>Head Works—</i>					
A. Preliminary expenses ..	1,762	..	1,762	1,762	..
B. Land
C. Works	73,512	— 268	73,244	74,146	..
K. Buildings
L. Earthwork
O. Miscellaneous
Total ..	75,274	— 268	75,006	75,908	..
(2) <i>Main Canals and Branches—</i>					
A. Preliminary expenses
B. Land
C. Works	1,144	..	1,144	7,400	..
D. Regulators
F. Rivers and hill torrents
F. (1) Other cross drainage works.	11,776	..	11,776	13,274	..
G. Bridges
K. Buildings	1,000	..	1,000	1,000	..
L. Earthwork	8,465	..	8,465	9,775	..
O. Miscellaneous
P. Maintenance
Total ..	22,335	..	22,335	31,449	..
(3) <i>Distributaries—</i>					
B. Land
C. Works
L. Earthwork
O. Miscellaneous
P. Maintenance
Total
(5) Special tools and plant
Provision for unforeseen works
Total, Works ..	97,659	— 268	97,391	1,07,357	..
II. ESTABLISHMENT	27,143	— 108	27,035	26,839	..
III. TOOLS AND PLANT	497	— 2	495	2,147	..
Grand Total ..	1,25,299	— 378	1,24,921	1,36,343	..
V. <i>Less Receipts on Capital account.</i>
Net Total ..	1,25,299	— 378	1,24,921	1,36,343	..
Chargeable to "43. Irrigation—Provincial."	1,15,679	..	1,15,679
Chargeable to "55-A. Irrigation Works—2. Unproductive."	9,620	— 378	9,242
Total ..	1,25,299	— 378	1,24,921

KANNIAMPALAIYAM ANICUT—*Tank Project.*

No. 3.—Revenue Account for and to end of 1924–1925.

Receipts.	TOTAL.			Charges.	TOTAL.		
	Previous.	1924–1925.	Total.		Previous.	1924–1925.	Total.
I. DIRECT RECEIPTS—	RS.	RS.	RS.	I. EXTENSIONS AND IMPROVEMENTS—	RS.	RS.	RS.
1. Water-rates	4,000	4,000	(1) Head works
6. Receipts from other canal produce	(2) Main canals and branches
9. Rent of buildings	(3) Distributaries
11. Miscellaneous	(4) Drainage and protective works
				(5) Special tools and plant
				Total
Total, Revenue realized in the Public Works Department	4,000	4,000	II. MAINTENANCE AND REPAIRS—			
Irrigation Revenue realized in Civil Department	(1) Head works	3,457	1,036	4,493
				(2) Main canals and branches
Total, Direct receipts	4,000	4,000	(3) Distributaries
				(4) Drainage and protective works
II. Indirect receipts				(5) Special tools and plant
—Share of Land Revenue collected in the Civil Department	Add—Unclassifiable outlay
				Total	3,457	1,036	4,493
Total, Public Works and Civil Departments, Revenue	4,000	4,000	Total, Extensions and Improvements and Maintenance and Repairs ..	3,457	1,036	4,493
Net deficit, if any ..	4,992	— 2,467	2,525	IV. ESTABLISHMENT	1,282	419	1,701
				V. TOOLS AND PLANT	39	9	48
Total, Receipts ..	4,992	1,533	6,525	VI. REFUNDS AND REVENUE
				Total, Direct charges ..	4,778	1,464	6,242
				Share of collection charges in the Civil Department
				Indirect charges	214	69	283
				Total, Direct and Indirect charges ..	4,992	1,533	6,525
				Balance, Net revenue
				Grand total ..	4,992	1,533	6,525

ADMINISTRATIVE ACCOUNTS
FOR THE YEAR 1924-25.

MADRAS PRESIDENCY.

KANNIAMPALAIYAM ANICUT—*Tank Project*—cont.

No. 4.—Interest Account for and to end of 1924-1925.

	Amount.		Amount.
	RS.		RS.
Total interest charges to end of 1923-1924.	32,484	Net revenue realized to end of 1923-1924.	— 4,992.
Total interest charges for the year 1924-1925.	6,825	Net revenue realized during 1924-1925.	2,467
		Balance, net interest charges ..	41,834
Total ..	39,309	Total ..	39,309

No. 5.—Account of Indirect Charges for and to end of 1924-1925.

Particulars.	Previous.	1924-1925.	Total.
CAPITAL—	RS.	RS.	RS.
Capitalization of abatement of land revenue.
Leave and pension allowances	3,802	15	3,787
Audit and accounts	69	3	66
Total ..	3,871	18	3,853
REVENUE—			
Capitalization of abatement of land revenue.
Leave and pension allowances	179	59	238
Audit and accounts	35	10	45
Total ..	214	69	283
Grand Total ..	4,085	51	4,136

KANNIAMPALAIYAM ANICUT—*Tank Project*—cont.

No. 6.—Statement comparing Charges to date with Sanctioned Estimates.

Particulars.	CHARGES AGAINST CLOSED SANCTIONS.			CURRENT SANCTIONS.			Total charges to date against old and current sanctions.	REMARKS.	
	Expenditure against construction estimate.	Expenditure against open canal sanction.	Total.	Charges to date.	Amount of sanctioned estimate.	Unspent balance of estimate.		G.O. No. and date.	Amount of estimate.
<i>Direct Charges.</i>				Rs.	Rs.	Rs.	Rs.		Rs.
Works	97,391	1,07,357	9,966	97,391	<i>Direct Charges.</i>	1,07,657
Establishment	27,035	26,839	— 196	27,035		
Tools and plant	495	2,147	1,652	495		
Suspense account		
Total	1,24,921	1,36,343	11,422	1,24,921	375 L., 27th Sep. 1921.	
<i>Less—Receipts on capital account</i>		
Net Total	1,24,921	1,36,343	11,422	1,24,921		
<i>Indirect Charges.</i>								<i>Indirect Charges.</i>	3,757
Capitalized abatement of land revenue		
Leave and pension allowances	3,787	3,757	— 30	3,787		
Audit and accounts	66	..	— 66	66		
Total	3,853	3,757	— 96	3,853	374 L., 27th Sep. 1921.	
Grand Total	1,28,774	1,40,100	11,326	1,28,774		

MADRAS WATER-SUPPLY AND IRRIGATION SYSTEM—*Tank Project.*

No. 2.—Capital Account for and to end of 1924-1925.

Heads of account.	DIRECT CHARGES.			Cost of construction as now estimated (closed in 1893).	Expenditure against closed estimate.
	Previous.	1924-1925.	Total.		
I. WORKS—	RS.	RS.	RS.	RS.	RS.
(1) <i>Head Works—</i>					
C. Works	98,309	..	98,309	98,309	98,309
K. Buildings	8,827	..	8,827	8,827	8,827
O. Miscellaneous	1,029	..	1,029	1,029	1,029
Total ..	1,08,165	..	1,08,165	1,08,165	1,08,165
(2) <i>Main Canals and Branches—</i>					
B. Land	65,979	..	65,979	65,979	65,979
D. Regulators	48,818	..	48,818	48,818	48,818
E. Falls and weirs	13,094	..	13,094	13,094	13,094
F. (1) Other cross drainage works.	59,847	..	59,847	59,847	59,847
G. Bridges	55,344	..	55,344	55,344	55,344
K. Buildings	6,045	..	6,045	6,045	6,045
L. Earthwork	1,04,628	..	1,04,628	1,04,628	1,04,628
Total ..	3,53,755	..	3,53,755	3,53,755	3,53,755
<i>Reservoirs—</i>					
B. Land	1,35,313	..	1,35,313	1,35,313	1,35,313
C. Works	1,67,908	..	1,67,908	1,67,908	1,67,908
L. Earthwork	5,33,148	..	5,33,148	5,33,148	5,33,148
O. Miscellaneous	45,753	..	45,753	45,753	45,753
Total ..	8,82,122	..	8,82,122	8,82,122	8,82,122
(3) <i>Distributaries—</i>					
C. Works	4,368	..	4,368	4,368	4,368
L. Earthwork	2,275	..	2,275	2,275	2,275
Total ..	6,643	..	6,643	6,643	6,643
(4) <i>Drainage and protective works.</i>					
C. Works	2,672	..	2,672	2,672	2,672
(5) Special tools and plant
Provision for unforeseen works
Total, Works ..	13,53,357	..	13,53,357	13,53,357	13,53,357
II. ESTABLISHMENT	2,22,722	..	2,22,722	2,22,722	2,22,722
III. TOOLS AND PLANT	6,837	..	6,837	6,837	6,837
Grand Total ..	15,82,916	..	15,82,916	15,82,916	15,82,916
V. <i>Less—RECEIPTS ON CAPITAL ACCOUNT.</i>	1,302	..	1,302	1,302	1,302
(a) Net total ..	15,81,614	..	15,81,614	15,81,614	15,81,614
Chargeable to 43. Irrigation—					
Provincial	15,79,536	..	15,79,536
Chargeable to 55. Irrigation—					
2. Unproductive	2,078	..	2,078
Total ..	15,81,614	..	15,81,614

(a) Chargeable to "43. Minor Works and Navigation—Provincial."

MADRAS WATER-SUPPLY AND IRRIGATION SYSTEM—*Tank Project*—cont.

No. 3.—Revenue Account for and to end of 1924–1925.

Receipts.	TOTAL.			Charges.	TOTAL.		
	Previous.	1924–1925.	Total.		Previous.	1924–1925.	Total.
	RS.	RS.	RS.		RS.	RS.	RS.
1. DIRECT RECEIPTS—				I. EXTENSIONS AND IMPROVEMENTS—			
3. Sales of water ..	8,62,427	31,769	8,94,196	(1) Head works	6,704	..	6,704
Water-supply of towns.	38,945	..	38,945	(2) Main canals and branches	39,472	583	40,056
5. Receipts from plantations ..	1,930	191	2,121	(3) Distributaries	3,277	..	3,277
6. Receipts from other canal produce ..	4,792	..	4,792	(4) Drainage and protective works	613	..	613
9. Rents of buildings.	1,161	64	1,225	(5) Special tools and plant	22	..	22
10. Fines	39	..	39	Total ..	50,089	583	50,672
11. Miscellaneous ..	4,760	30	4,790	II. MAINTENANCE AND REPAIRS—			
Total, Revenue realized in Public Works Department	9,14,054	32,054	9,46,108	(1) Head works	61,876	..	61,876
Irrigation revenue realized in Civil Department	5,69,053	12,743	5,81,796	(2) Main canals and branches	6,58,091	18,345	6,56,436
Total, Direct Revenue ..	14,83,107	44,797	15,27,904	(3) Distributaries	3,980	..	3,980
				(4) Drainage and protective works	3,061	..	3,061
				(5) Special tools and plant
				<i>Add—Unclassifiable outlay</i>
				Total ..	7,07,008	18,345	7,25,353
				Total, Extensions and Improvements and Maintenance and Repairs	7,67,097	18,928	7,76,025
				IV. ESTABLISHMENT	2,49,302	6,102	2,55,404
				V. TOOLS AND PLANT	8,918	75	8,993
				VI. REFUNDS OF REVENUE	88	..	88
				<i>Deduct—Recoveries of Expenditure</i>	<i>1,005</i>	<i>..</i>	<i>1,005</i>
				Total, Direct Charges ..	10,14,400	25,105	10,39,505

52

II. INDIRECT RECEIPTS—

				Share of collection charges in the Civil Department ..	31,793	660	32,453
				Indirect charges	36,584	1,043	37,627
				Total, Direct and Indirect Charges	10,82,777	26,808	11,09,585
				<i>Deduct.</i> —Old maintenance charges saved to Govern- ment (a)	2,62,843	5,249	2,68,092
				Net Total ..	8,19,934	21,559	8,41,493
				Balance, Net revenue ..	6,86,202	23,700	7,09,902
				Grand Total ..	15,06,136	45,259	15,51,395
Share of land revenue collected in the Civil Department ..	23,029	462	23,491				
Total, Public Works and Civil Departments—Revenue	15,06,136	45,259	15,51,395				
Total, Receipts ..	15,06,136	45,259	15,51,395				

(a) Extensions and improvements	3,800
Maintenance and repairs	200
Establishment	1,225
Tools and plant	15
Total, Direct charges ..	5,040
Indirect charges	209
Grand Total ..	5,249

MADRAS WATER-SUPPLY AND IRRIGATION SYSTEM—*Tank Project*—cont.

No. 4.—Interest Account for and to end of 1924–1925.

	Amount.		Amount.
	RS.		RS.
Total interest charges to end of 1923–1924	31,74,917	Net revenue realized to end of 1923–1924	6,86,202
Total interest charges for the year 1924–1925.. .. .	53,555	Net revenue realized during 1924–1925	23,700
Total ..	32,28,472	Balance, Net interest charges.	25,18,570
		Total ..	32,28,472

No. 5.—Account of Indirect Charges for and to end of 1924–1925.

Particulars.	Previous.	1924–1925.	Total.
	RS.	RS.	RS.
Capital—			
Capitalization of abatement of land revenue.	2,08,120	..	2,08,120
Leave and pension allowances	31,522	..	31,522
Audit and accounts	16	..	16
Total ..	2,39,658	..	2,39,658
Revenue—			
Capitalization of abatement of land revenue..	1,095	..	1,095
Leave and pension allowances	31,750	554	35,604
Audit and accounts	739	159	928
Total ..	36,584	1,043	37,627
Grand Total ..	2,76,242	1,043	2,77,285

MADRAS WATER-SUPPLY AND IRRIGATION SYSTEM—Tank Project—cont.
No. 6.—Statement comparing Charges to date with Sanctioned Estimate.

Particulars.	CHARGES AGAINST CLOSED SANCTIONS.			CURRENT SANCTIONS.			Total charges to date against old and current sanctions.	REMARKS.	
	Expenditure against construction estimate.	Expenditure against open canal sanction.	Total.	Charges to date.	Amount of sanctioned estimate.	Unspent balance of estimate.		G.O. No. and date.	Amount of estimate
<i>Direct Charges.</i>									
Works	12,97,799	56,558	13,53,357	13,53,367		
Establishment	2,12,547	10,175	2,22,722	2,22,722		
Tools and plant	6,648	189	6,837	6,837		
Suspense account		
Total	15,16,994	65,922	15,82,916	15,82,916		
Less—Receipts on Capital Account	1,187	135	1,302	1,302		
Net Total	15,15,827	65,787	15,81,614	15,81,614		
<i>Indirect Charges.</i>									
Capitalized abatement of land revenue	2,08,120	..	2,08,120	2,08,120		
Leave and pension allowances	30,098	1,424	31,522	31,522		
Audit and accounts	16	16	16		
Total	2,38,218	1,440	2,39,658	2,39,658		
Grand Total	17,54,045	67,227	18,21,272	18,21,272		

PELANDORAI ANICUT SYSTEM—Canal Project.

No. 2.—Capital Account for and to end of 1924-1925.

Heads of account.	DIRECT CHARGES.			Cost of construction as now estimated (closed in 1893).	Expenditure against closed estimate.
	Previous.	1924-1925.	Total.		
I. WORKS—	RS.		RS.	RS.	RS.
(1) <i>Head Works—</i>					
B. Land
C. Works	2,64,856	..	2,64,856	2,64,856	2,64,856
K. Buildings	4,192	..	4,192	4,192	4,192
O. Miscellaneous	2,102	..	2,102	2,102	2,102
Total ..	2,71,150	..	2,71,150	2,71,150	2,71,150
(2) <i>Main Canals and Branches—</i>					
B. Land	12,255	..	12,255	12,255	12,255
D. Regulators	9,938	..	9,938	9,938	9,938
E. Falls and weirs	9,958	..	9,958	13,878	9,958
F. (1) Other cross drainage works	18,849	..	18,849	18,849	18,849
G. Bridges	15,786	..	15,786	15,786	15,786
H. Escapes	682	..	682	682	682
L. Earthwork	1,00,958	..	1,00,958	1,00,958	1,00,958
N. Tanks and reservoirs	38,505	..	38,505	38,505	38,505
Total ..	2,06,931	..	2,06,931	2,10,851	2,06,931
(3) <i>Distributaries—</i>					
B. Land
C. Works	9,660	..	9,660	9,660	9,660
L. Earthwork	9,372	..	9,372	9,372	9,372
N. Tanks and reservoirs	1,094	..	1,094	1,094	1,094
Total ..	20,126	..	20,126	20,126	20,126
(4) <i>Drainage and Protective Works—</i>					
B. Land	1,937	..	1,937	1,937	1,937
C. Works	10,463	..	10,463	10,463	10,463
L. Earthwork	10,027	..	10,027	10,027	10,027
O. Miscellaneous	3	..	3	3	3
Total ..	22,430	..	22,430	22,430	22,430
(5) <i>Special tools and plant</i>
Provision for unforeseen works
Total, Works ..	5,20,637	..	5,20,637	5,24,557	5,20,637
II. ESTABLISHMENT	1,17,367	..	1,17,367	1,18,347	1,17,367
III. TOOLS AND PLANT	6,064	..	6,064	6,142	6,064
Grand Total ..	6,44,068	..	6,44,068	6,49,046	6,44,068
V. <i>Less—RECEIPTS ON CAPITAL ACCOUNT.</i>	798	..	798	798	798
* Net Total ..	6,43,270	..	6,43,270	6,48,248	6,43,270

* Chargeable to "43. Minor Works and Navigation—Provincial."

PELANDORAI ANICUT SYSTEM—*Canal Project*—cont.
No. 3.—Revenue Account for and to end of 1924-1925.

Receipts.	TOTAL.			Charges.	TOTAL.		
	Previous.	1924-1925.	Total.		Previous.	1924-1925.	Total.
I. DIRECT RECEIPTS—	RS.	RS.	RS.	I. EXTENSIONS AND IMPROVEMENTS—	RS.	RS.	RS.
5. Receipts from plantations ..	6,688	273	6,961	(1) Head works	17,070	64	17,134
6. Receipts from other canal produce ..	6,997	155	7,152	(2) Main canals and branches	14,827	652	15,479
7. Rents of buildings.	880	48	928	(3) Distributaries	18,313	432	18,745
10. Fines	1	..	1	(4) Drainage and protective works
11. Miscellaneous ..	708	49	757	(5) Special tools and plant
Deduct—Refunds ..	6	..	6	Total ..	80,210	1,148	81,358
Total, Revenue realized in Public Works Department	15,268	625	15,793	II. MAINTENANCE AND REPAIRS—			
Irrigation Revenue realized in Civil Department	13,55,268	53,624	14,08,887	(1) Head works	2,99,170	2,016	3,01,186
				(2) Main canals and branches	3,24,797	7,500	3,32,297
				(3) Distributaries	38,056	2,483	40,544
				(4) Drainage and protective works	123	..	123
				(5) Special tools and plant
				<i>Add—Unclassifiable outlay</i>
				Total ..	6,62,146	12,004	6,74,150
				Total, Extensions and Improvements and Maintenance and Repairs	7,42,356	13,152	7,55,508
Total, Direct receipts ..	13,79,531	54,149	14,24,680	IV. ESTABLISHMENT	1,81,021	5,334	1,86,355
				V. TOOLS AND PLANT	4,971	118	5,089
				VI. REFUNDS OF REVENUE	30	..	30
				<i>Deduct—Recoveries of expenditure</i>	16	..	16
				Total, Direct charges ..	9,28,362	18,604	9,46,966

PELANDORAI ANICUT SYSTEM—*Canal Project*—cont.

No. 3—Revenue Account for and to end of 1924-1925—cont.

Receipts.	TOTAL.			Charges.	TOTAL.		
	Previous.	1924-1925.	Total.		Previous.	1924-1925.	Total.
II. INDIRECT RECEIPTS—	RS.	RS.	RS.		RS.	RS.	RS.
Share of land revenue collected in the Civil Department.	4,575	76	4,651	Share of collection charges in the Civil Department ..	68,787	2,655	71,472
				Indirect charges	29,849	878	30,727
				Total, Direct and Indirect charges ..	10,26,998	22,167	10,49,165
Total, Public Works and Civil Departments, Revenue	13,75,106	54,225	14,29,331	Deduct—(a) Old maintenance charges saved to Government	7,493	172	7,665
				Net Total ..	10,19,505	21,995	10,41,500
				Balance, net revenue ..	3,55,601	32,230	3,87,831
Total, Receipts ..	13,75,106	54,225	14,29,331	Grand Total ..	13,75,106	54,225	14,29,331

(a) Extensions and improvements	RS.	59
Maintenance and repairs	58	
Establishment	47	
Tools and plant	1	
Total, Direct charges ..	165	
Indirect charges	7	
Grand Total ..	172	

ADMINISTRATIVE ACCOUNTS
FOR THE YEAR 1924-25.

MADRAS PRESIDENCY.

PELANDORAI ANICUT SYSTEM—*Canal Project*—cont.

No. 4.—Interest Account for and to end of 1924-1925.

	Amount.		Amount.
	RS.		RS.
Total interest charges to end of 1923-1924.	9,04,142	Net revenue realized to end of 1923-1924.	3,55,601
Total interest charges for the year 1924-1925.	22,277	Net revenue realized during 1924-1925.	32,230
		Balance, net interest charges.	5,38,588
Total ..	9,26,419	Total ..	9,26,419

No. 5.—Account of Indirect Charges for and to end of 1924-1925.

Particulars.	Previous.	1924-1925.	Total.
CAPITAL—	RS.	RS.	RS.
Capitalization of abatement of land revenue.	27,907	..	27,907
Leave and pension allowances	20,840	..	20,840
Audit and accounts
Total ..	48,747	..	48,747
REVENUE—			
Capitalization of abatement of land revenue.	1,043	..	1,043
Leave and pension allowances	28,454	747	29,201
Audit and accounts	352	131	483
Total ..	29,849	878	30,727
Grand Total ..	78,596	878	79,474

PELANDORAI ANICUT SYSTEM—*Canal Project*—cont.

No. 6.—Statement comparing charges to date with sanctioned estimates.

Particulars.	CHARGES AGAINST CLOSED SANCTIONS.			CURRENT SANCTIONS.			Total charges to date against old and current sanctions.	REMARKS			
	Expenditure against construction estimate.	Expenditure against open canal sanction.	Total.	Charges to date.	Amount of sanctioned estimate.	Unspent balance of estimate.		G.O. No. and date.	Amount of estimate.		
<i>Direct Charges.</i>	RS.	RS.	RS.		RS.	RS.	RS.		RS.		
Works	3,32,345	1,88,292	5,20,637	..	3,920	3,920	5,20,637	Mis. 222 I., 10th August 1923.	3,920		
Establishment	73,999	43,368	1,17,367	..	980	980	1,17,367				
Tools and plant	4,488	1,626	6,064	..	78	78	6,064				
Suspense account				
Total	4,10,782	2,33,286	6,44,068	..	4,978	4,978	6,44,068				
Less—Receipts on Capital Account	798	..	798	798				
Net Total	4,09,984	2,33,286	6,43,270	..	4,978	4,978	6,43,270				
<i>Indirect Charges.</i>											
Capitalized abatement of land revenue	27,489	418	27,907	27,907				
Leave and pension allowances	14,769	6,071	20,840	20,840				
Total	42,258	6,489	48,747	48,747				
Grand Total	4,52,242	2,39,775	6,92,017	..	4,978	4,978	6,92,017				

ADMINISTRATIVE ACCOUNTS
FOR THE YEAR 1924-25.

MADRAS PRESIDENCY.

PANJAMPATTI RESERVOIR—*Tank Project.*

No. 2.—Capital Account for and to end of 1924-1925.

Heads of account.	DIRECT CHARGES.			Cost of construction as now estimated.	Expenditure against closed estimate.
	Previous.	1924-1925.	Total.		
I. WORKS—	RS.	RS.	RS.	RS.	
(1) Head Works—					
A. Preliminary Expenses ..	936	..	936	1,020	..
B. Land	60,677	..	60,677	60,152	..
C. Works	23,706	..	23,706	12,362	..
K. Buildings	81	..	81	5,310	..
L. Earthwork	1,46,924	..	1,46,924	1,65,664	..
O. Miscellaneous (Unforeseen works).	11,919	..	11,919	7,960	..
P. Maintenance	2,752	71	2,823	486	..
Total ..	2,46,995	71	2,47,066	2,52,054	..
(3) Distributaries—					
A. Preliminary Expenses ..	425	..	425	880	..
B. Land	2,517	..	2,517
C. Works	1,460	..	1,460
L. Earthwork	957	..	957	11,005	..
O. Miscellaneous
Total ..	5,359	..	5,359	11,885	..
(5) Special tools and plant— Provision for unforeseen works.	— 23,634	..	— 23,634
Total, Works ..	2,28,720	71	2,28,791	2,64,839	..
II. ESTABLISHMENT	43,397	14	43,411	42,927	..
III. TOOLS AND PLANT	56,282	..	56,282	28,324	..
Grand Total ..	3,28,399	85	3,28,484	3,36,090	..
V. <i>Loss</i> —RECEIPTS ON CAPITAL ACCOUNT.	703	..	703
Net Total ..	3,27,696	85	3,27,781	3,36,090	..
Chargeable to 43. Provincial Irrigation.	3,24,486	..	3,24,486
Chargeable to 55-A. Irrigation 2. Unproductive.	3,210	85	3,295
Total ..	3,27,696	85	3,27,781

PANJAMPATTI RESERVOIR—*Tank Project*—cont.
No. 3.—Revenue Account for and to end of 1924-1925.

Receipts.	TOTAL.			Charges.	TOTAL.		
	Previous.	1924-1925.	Total.		Previous.	1924-1925.	Total.
I. DIRECT RECEIPTS—	RS.	RS.	RS.	I. EXTENSIONS AND IMPROVEMENTS—	RS.	RS.	RS.
5. Receipts from plantations	(1) Head works
6. Receipts from other canal produce..	..	102	102	(2) Main canals and branches
11. Miscellaneous	(3) Distributaries
Total, Revenue realized in Public Works Department	102	102	(4) Drainage and protective works
Irrigation revenue realized in Civil Department	5,474	311	5,785	(5) Special tools and plant
				Total
				II. MAINTENANCE AND REPAIRS—			
				(1) Head works
				(2) Main canals and branches	329	329
				(3) Distributaries
				(4) Drainage and protective works
				(5) Special tools and plant
				<i>Add—Unclassifiable outlay</i>
				Total	329	329
				Total, Extensions and Improvements and Maintenance and Repairs	329	329
				IV. ESTABLISHMENT	64	64
				V. TOOLS AND PLANT	1	1
				VI. REFUNDS OF REVENUE
Total, Direct Receipts	5,474	413	5,887	Total, Direct Charges	394	394
II. INDIRECT RECEIPTS—				Share of collection charges in the Civil Department	273	16	289
Share of land revenue collected in the Civil Department	762	554	1,316	Indirect charges	12	12
Total, Public Works and Civil Department, Revenue	6,236	967	7,203	Total, Direct and Indirect Charges	273	22	295
				Balance, Net revenue	5,963	545	6,508
Total, Receipts	6,236	967	7,203	Grand Total	6,236	967	7,203

ADMINISTRATIVE ACCOUNTS
FOR THE YEAR 1924-25.

MADRAS PRESIDENCY.

PANJAMPATTI RESERVOIR—*Tank Project*—cont.

No. 4.—Interest Account for and to end of 1924-1925.

	Amount.		Amount.
	RS.		RS.
Total interest charges to end of 1923-1924	1,00,838	Net revenue realized to end of 1923-1924	5,963
Total interest charges for the year 1924-1925	13,024	Net revenue realized during 1924-1925	545
		Balance, Net interest charges ..	1,07,354
Total ..	1,13,862	Total ..	1,13,862

No. 5.—Accounts of Indirect Charges for and to end of 1924-1925.

Particulars.	Previous	1924-1925.	Total.
	RS.	RS.	RS.
CAPITAL—			
Capitalization of abatement of land revenue	5,396	..	5,396
Leave and pension allowances	6,075	2	6,077
Audit and accounts	21	1	22
Total ..	11,492	3	11,495
REVENUE—			
Capitalization of abatement of land revenue
Leave and pension allowances	9	9
Audit and accounts	3	3
Total	12	12
Grand Total ..	11,492	15	11,507

PANJAMPATTI RESERVOIR—*Tank Project*—cont.

No. 6.—Statement comparing Charges to date with Sanctioned Estimates.

Particulars.	CHARGES AGAINST CLOSED SANCTIONS.			CURRENT SANCTIONS.			Total charges to date against old and current sanctions.	REMARKS.	
	Expenditure against construction estimate.	Expenditure against open canal sanction.	Total.	Charges to date.	Amount of sanctioned estimate.	Unspent balance of estimate.		G.O. No. and date.	Amount of estimate.
<i>Direct Charges.</i>				RS.	RS.	RS.	RS.	<i>Direct Charges.</i>	RS.
Works	2,28,791	2,64,839	36,048	2,28,791	228 I., 11th June 1917.	2,64,839
Establishment	43,411	42,927	484	43,411		
Tools and plant	56,282	28,324	— 27,958	56,282		
Suspense account		
Total	3,28,484	3,36,090	7,606	3,28,484		
<i>Less</i> —Receipts on Capital Account	703	..	— 703	703		
Net Total	3,27,781	3,36,090	8,309	3,27,781		
<i>Indirect Charges.</i>								<i>Indirect Charges.</i>	
Capitalized abatement of land revenue	5,396	62,500	57,104	5,396	228 I., 11th June 1917.	68 110
Leave and pension allowances	6,077	6,010	— 67	6,077		
Audit and accounts	22	..	— 22	22		
Total	11,495	68,510	57,015	11,495		
Grand Total	3,39,276	4,04,600	65,324	3,39,276		

ADMINISTRATIVE ACCOUNTS
FOR THE YEAR 1924-25.

MADRAS PRESIDENCY.

GANJAM-GOPALPUR CANAL--*Canal Project.*

No. 2.—Capital Account for and to end of 1924-1925.

Heads of account.	DIRECT CHARGES.			Cost of construction as now estimated (closed in 1893).	Expenditure against closed estimate.
	Previous.	1924-1925.	Total.		
	RS.		RS.	RS.	RS.
I. WORKS--					
2. <i>Main Canals and Branches</i> --					
A. Preliminary Expenses.	623	..	623	623	623
B. Land	632	..	632	632	632
L. Earthwork	94,093	..	94,093	94,093	94,093
O. Miscellaneous	7,327	..	7,327	7,327	7,327
Total	1,02,675	..	1,02,675	1,02,675	1,02,675
5. <i>Special tools and plant</i>
Total, Works	1,02,675	..	1,02,675	1,02,675	1,02,675
II. ESTABLISHMENT	37,799	..	37,799	37,799	37,799
III TOOLS AND PLANT	2,733	..	2,733	2,733	2,733
Grand Total	1,43,207	..	1,43,207	1,43,207	1,43,207
V. <i>Less</i> --RECEIPTS ON CAPITAL ACCOUNT.	107	..	107	107	107
(a) Net Total	1,43,100	..	1,43,100	1,43,100	1,43,100

(a) Chargeable to "43. Minor Works and Navigation--Provincial."

GANJAM-GOPALPUR CANAL.—Canal Project—cont.

No. 3.—Revenue Account for and to end of 1924-1925.

Receipts.	TOTAL.			Charges.	TOTAL.		
	Previous.	1924-1925.	Total.		Previous.	1924-1925.	Total.
	RS.	RS.	RS.		RS.	RS.	RS.
DIRECT RECEIPTS—				I. EXTENSIONS AND IMPROVEMENTS—			
5. Receipts from plantations ..	4,245	268	4,513	(1) Head works
6. Receipts from other canal produce ..	285	..	285	(2) Main canals and branches	555	..	555
11. Miscellaneous ..	272	..	272	(3) Distributaries
				(4) Drainage and protective works
				(5) Special tools and plant
				Total ..	555	..	555
				II. MAINTENANCE AND REPAIRS—			
Total, Revenue realized in the Public Works Department ..	4,802	268	5,070	(1) Head works
				(2) Main canals and branches	5,235	288	5,523
				(3) Distributaries
				(4) Drainage and protective works
				(5) Special tools and plant
				Add—Unclassifiable outlay
				Total ..	5,235	288	5,523
Total, Public Works and Civil Departments, Revenue ..	4,802	268	5,070	Total, Extensions and Improvements and Maintenance and Repairs ..	5,790	288	6,078
				IV. ESTABLISHMENT	1,702	140	1,842
				V. TOOLS AND PLANT	42	9	51
				VI. REFUNDS OF REVENUE
				Total, Direct Charges ..	7,534	437	7,971
Net deficit, if any ..	3,281	192	3,473	Share of collection charges in the Civil Department
				Indirect Charges	549	23	572
				Total, Direct and Indirect Charges ..	8,083	460	8,543
				Balance, net revenue
Total, Receipts ..	8,083	460	8,543	Grand Total ..	8,083	460	8,543

ADMINISTRATIVE ACCOUNTS
FOR THE YEAR 1924-25.

MADRAS PRESIDENCY.

GANJAM-GOPALPUR CANAL—*Canal Project*—cont.

No. 4.—Interest Account for and to end of 1924-1925.

	Amount.		Amount.
	RS.		RS.
Total interest charges to end of 1923-1924.	1,90,004	Net revenue realized to end of 1923-1924.	3,281
Total interest charges for the year 1924-1925.	4,758	Net revenue realized during 1924-1925.	192
		Balance, net interest charges ..	1,98,235
Total ..	1,94,762	Total ..	1,94,762

No. 5.—Account of Indirect Charges for and to end of 1924-1925.

Particulars.	Previous.	1924-1925.	Total.
CAPITAL—	RS.	RS.	RS.
Capitalization of abatement of land revenue ..	7,100	..	7,100
Leave and pension allowances	6,293	..	6,293
Audit and accounts
Total ..	12,393	..	12,393
REVENUE—			
Capitalization of abatement of land revenue ..	303	..	303
Leave and pension allowances	237	20	257
Audit and accounts	9	3	12
Total ..	549	23	572
Grand Total ..	12,942	23	12,965

GANJAM-GOPALPUR CANAL—Canal Project—cont.

No. 6.—Statement comparing Charges to date with Sanctioned Estimates.

Particulars.	CHARGES AGAINST CLOSED SANCTIONS.			CURRENT SANCTIONS.			Total charges to date against old and current sanctions.	Remarks.
	Expenditure against construction estimate.	Expenditure against open canal sanction.	Total.	Charges to date.	Amount of sanctioned estimate.	Unspent balance of estimate.		
<i>Direct Charges.</i>	RS.		RS.				RS.	
Works	1,02,675	..	1,02,675	1,02,675	
Establishment	37,799	..	37,799	37,799	
Tools and plant	2,733	..	2,733	2,733	
Total ..	1,43,207	..	1,43,207	1,43,207	
<i>Less—Receipts on Capital Account ..</i>	107	..	107	107	
Net Total ..	1,43,100	..	1,43,100	1,43,100	
<i>Indirect Charges.</i>								
Capitalized abatement of land revenue.	7,100	..	7,100	7,100	
Leave and pension allowances ..	5,293	..	5,293	5,293	
Total ..	12,393	..	12,393	12,393	
Grand Total ..	1,55,493	..	1,55,493	1,55,493	

ADMINISTRATIVE ACCOUNTS
FOR THE YEAR 1924-25.

MADRAS PRESIDENCY.

BUCKINGHAM CANAL—*Canal Project.*

No. 2.—Capital Account for and to end of 1924-1925.

Heads of account.	DIRECT CHARGES.			Cost of construction as now estimated (construction estimate closed in March 1897).	Expenditure against closed estimate
	Previous.	1924-1925.	Total.		
I. WORKS—	RS.		RS.	RS.	RS.
(2) <i>Main Canals and Branches—</i>					
A. Preliminary expenses.	10,642	..	10,642	10,642	10,642
B. Land	3,81,557	..	3,81,557	3,81,557	3,81,557
D. Regulators	1,230	..	1,230	1,230	1,230
E. Falls and weirs ..	3,182	..	3,182	3,182	3,182
F. River and hill torrent works.	11,020	..	11,020	11,020	11,020
F. (1) Other cross drainage works.	87,717	..	87,717	87,717	87,717
G. Bridges	2,48,996	..	2,48,996	2,48,996	2,48,996
H. Escapes	22,022	..	22,022	22,022	22,022
I. Navigation work ..	12,74,994	..	12,74,994	12,74,994	12,74,994
K. Buildings	54,660	..	54,660	54,660	54,660
L. Earthwork	41,77,311	..	41,77,311	41,77,311	41,77,311
O. Miscellaneous	22,982	..	22,982	22,982	22,982
Total	62,96,313	..	62,96,313	62,96,313	62,96,313
(5) Special tools and plant
Provision for unforeseen works
Total, Outlay on current sanctions.	62,96,313	..	62,96,313	62,96,313	62,96,313
Old outlay	5,04,091	..	5,04,091	5,04,091	5,04,091
Total, Works	68,00,404	..	68,00,404	68,00,404	68,00,404
II. ESTABLISHMENT	16,09,073	..	16,09,073	16,09,073	16,09,073
III. TOOLS AND PLANT	1,80,959	..	1,80,959	1,80,959	1,80,959
Grand Total	85,90,436	..	85,90,436	85,90,436	85,90,436
V. <i>Loss—RECEIPTS ON CAPITAL ACCOUNT.</i>	24,365	..	24,365	24,365	24,365
Net Total	85,66,071	..	85,66,071	85,66,071	85,66,071
Chargeable to 35. Protective Major works.	6,66,112	..	6,66,112
Chargeable to 43. Minor Works and Navigation—Provincial.	78,97,097	..	78,97,097
Chargeable to 55-B. Navigations, etc.—2. Unproductive.	2,862	..	2,862
Total	85,66,071	..	85,66,071

BUCKINGHAM CANAL—*Canal Project*—cont.
No. 3.—Revenue Account for and to end of 1924-1925.

Receipts.	TOTAL.			Charges.	TOTAL.		
	Previous.	1924-1925.	Total.		Previous.	1924-1925.	Total.
	RS.	RS.	RS.		RS.	RS.	RS.
I. DIRECT RECEIPTS—				I.—EXTENSIONS AND IMPROVEMENTS—			
3. Sale of water	500	50	550	(1) Head works	1,20,364	2,007	1,22,371
5. Receipts from plantations ..	10,711	8,629	19,340	(2) Main canals and branches	352	..	352
6. Receipts from other canal produce.	71,427	..	71,427	(3) Distributaries	72	72
8. Navigation receipts	35,26,021	68,407	35,94,428	(4) Drainage and protective works
9. Rents of buildings	7,865	305	8,170	(5) Special tools and plant
10. Fines	1,369	..	1,369	Total ..	1,20,716	2,079	1,22,795
11. Miscellaneous	21,820	3,172	25,062	II.—MAINTENANCE AND REPAIRS—			
Deduct—Refunds	355	359	714	(1) Head works	46,97,552	2,32,274	49,29,826
Receipts for which classification is not obtainable	14,11,168	..	14,11,168	(2) Main canals and branches	1,009	1,009
Total revenue realized in the Public Works Department	50,50,596	80,204	51,30,800	(3) Distributaries
Total, Direct receipts	50,50,596	80,204	51,30,800	(4) Drainage and protective works ..	3,125	..	3,125
Total, Public Works and Civil Departments, Revenue	50,50,596	80,204	51,30,800	(5) Special tools and plant	2,88,470	..	2,88,470
Net deficit, if any	18,97,682	2,51,456	21,49,138	Add—Unclassifiable outlay	49,89,147	2,33,283	62,22,430
Total, Receipts	69,48,278	3,31,660	72,79,938	Total ..	51,09,858	2,55,362	53,45,225
				Total, Extensions and Improvements and Maintenance and Repairs	14,69,123	81,556	15,50,679
				IV. ESTABLISHMENT	1,85,828	1,492	1,37,320
				V. TOOLS AND PLANT	22,074	..	22,074
				VI. REFUNDS OF REVENUE	49	500	549
				Deduct Recoveries of Expenditure	67,36,839	3,17,910	70,54,749
				Total, Direct Charges	2,11,439	13,750	2,25,189
				Share of collection charges in the Civil Department	69,48,278	3,31,660	72,79,938
				Indirect charges
				Total, Direct and Indirect Charges	69,48,278	3,31,660	72,79,938
				Balance, net revenue
				Grand Total	69,48,278	3,31,660	72,79,938

ADMINISTRATIVE ACCOUNTS
FOR THE YEAR 1924-25.

MADRAS PRESIDENCY.

BUCKINGHAM CANAL—*Canal Project*—cont.

No. 4.—Interest Account for and to end of 1924-1925.

	Amount.		Amount.
	RS.		RS.
Total interest charges to end of 1923-1924	1,39,22,767	Net revenue realized to end of 1923-24	— 18,97,682
Total interest charges for the year 1924-1925	2,86,160	Net revenue realized during 1924-25	— 2,51,456
Balance, net revenue	Balance, net interest charges	1,63,58,065
Total ..	1,42,08,927	Total ..	1,42,08,927

No. 5.—Account of Indirect Charges for and to end of 1924-1925.

Particulars.	Previous.	1924-1925.	Total.
	RS.	RS.	RS.
Capital—			
Capitalization of abatement of land revenue	2,62,365	..	2,62,365
Leave and pension allowances	2,26,866	..	2,26,866
Audit and accounts	24	..	24
Total ..	4,89,255	..	4,89,255
Revenue—			
Capitalization of abatement of land revenue	368	..	368
Leave and pension allowances	2,05,048	11,418	2,16,466
Audit and accounts	6,028	2,332	8,360
Total ..	2,11,439	13,750	2,25,189
Grand Total ..	7,00,694	13,750	7,14,444

BUCKINGHAM CANAL—Canal Project—cont.

No. 6.—Statement comparing Charges to date with Sanctioned Estimates.

Particulars.	CHARGES AGAINST CLOSED SANCTIONS.			CURRENT SANCTIONS.			Total charges to date against old and current sanctions.	REMARKS.	
	Expenditure against construction estimate.	Expenditure against open canal sanction.	Total.	Charges to date.	Amount of sanctioned estimate.	Unspent balance of estimate.		G.O. No. and date.	Amount of estimate.
<i>Direct Charges.</i>	RS.	RS.	RS.	RS.			RS.		
Works	66,72,338	1,28,066	68,00,404	68,00,404		
Establishment	15,85,806	23,267	16,09,073	16,09,073		
Tools and plant	1,80,720	239	1,80,959	1,80,959		
Suspense account		
Total ..	84,38,864	1,51,572	85,90,436	85,90,436		
Less—Receipts on Capital Account ..	4,502	19,863	24,365	24,365		
Net Total ..	84,34,362	1,31,709	85,66,071	85,66,071		
<i>Indirect Charges.</i>									
Capitalized abatement of land revenue.	2,62,365	..	2,62,365	2,62,365		
Leave and pension allowances ..	2,23,608	3,258	2,26,866	2,26,866		
Audit and accounts	24	24	24		
Total ..	4,85,973	3,282	4,89,255	4,89,255		
Grand Total ..	89,20,335	1,34,991	90,55,326	90,55,326		

VEDARANNIYAM CANAL.—*Canal Project.*

No. 2.—Capital Account for and to end of 1924-1925.

Heads of account.	DIRECT CHARGES.			Cost of construction as now estimated closed in 1893.	Expenditure against closed estimate.
	Previous.	1924-25.	Total.		
I. WORKS—	RS.		RS.	RS.	RS.
(2) <i>Main Canals and Branches—</i>					
Unclassifiable outlay	1,07,885	..	1,07,885	1,07,885	1,07,885
Total	1,07,885	..	1,07,885	1,07,885	1,07,885
Total, Works	1,07,885	..	1,07,885	1,07,885	1,07,885
II. ESTABLISHMENT	24,814	..	24,814	24,814	24,814
(a) Grand Total	1,32,699	..	1,32,699	1,32,699	1,32,699

(a) Chargeable to "43. Minor Works and Navigation—Provincial."

VEDARANNIYAM CANAL—Canal Project—cont.
No. 3.—Revenue Accounts for and to end of 1924-1925,

Receipts.	TOTAL.			Charges.	TOTAL.		
	Previous.	1924-1925.	Total.		Previous.	1924-1925.	Total.
	RS.	RS.	RS.	RS.	RS.	RS.	
I. DIRECT RECEIPTS—				I. EXTENSIONS AND IMPROVEMENTS—			
5. Receipts from plantations	140	..	140	(1) Head works
6. Receipts from other canal produce ..	677	..	677	(2) Main canals and branches	3,516	..	3,516
8. Navigation receipts	36,575	1,072	37,647	(3) Distributaries	479	..	479
9. Rents of buildings	8	31	39	(4) Drainage and protective works ..	638	..	638
10. Fines	145	..	145	(5) Special tools and plant	114	..	114
11. Miscellaneous	14	..	14	Total ..	4,519	..	4,519
Deduct—Refunds	1	1	II. MAINTENANCE AND REPAIRS—			
Total, Revenue realized in Public Works Department	37,559	1,102	38,661	(1) Head works
Total, Direct Receipts	37,559	1,102	38,661	(2) Main canals and branches	1,93,974	2,275	1,96,249
Total, Public Works and Civil Departments, Revenue	37,559	1,102	38,661	(3) Distributaries
				(4) Drainage and protective works ..	3,591	..	3,591
				(5) Special tools and plant	53	..	53
				<i>Add—Unclassifiable outlay</i>
				Total ..	1,97,618	2,275	1,99,893
				Total, Extensions and Improvements and Maintenance and Repairs	2,02,137	2,275	2,04,412
				IV. ESTABLISHMENT	53,423	446	53,869
				V. TOOLS AND PLANT	7,753	5	7,758
				VI. REFUNDS OF REVENUE	41	..	41
				Total, Direct Charges ..	2,63,354	2,726	2,66,080
				Share of collection charges in the Civil department
				Indirect charges	8,297	85	8,382
				Total, Direct and Indirect Charges ..	2,71,651	2,811	2,74,462
Net deficit, if any	2,34,092	1,709	2,35,801	Balance, net revenue
Total, Receipts ..	2,71,651	2,811	2,74,462	Grand Total ..	2,71,651	2,811	2,74,462

ADMINISTRATIVE ACCOUNTS
FOR THE YEAR 1924-25.

MADRAS PRESIDENCY.

VEDARANNIYAM CANAL—*Canal Project*—cont.

No. 4.—Interest Account for and to end of 1924-1925.

	Amount.		Amount.
	RS.		RS.
Total interest charges to end of 1923-1924	2,88,985	Net revenue realized to end of 1923-1924	2,34,092
Total interest charges for the year 1924-1925	4,412	Net revenue realized during 1924-1925	1,709
Balance, net revenue	Balance, net interest charges	5,27,198
Total ..	2,91,397	Total ..	2,91,397

No. 5.—Account of Indirect Charges for and to end of 1924-1925.

Particulars.	Previous.	1924-1925.	Total.
	RS.	RS.	RS.
CAPITAL—			
Capitalization of abatement of land revenue.	259	..	259
Leave and pension allowances	3,474	..	3,474
Audit and accounts
Total ..	3,733	..	3,733
REVENUE—			
Capitalization of abatement of land revenue.	655	..	655
Leave and pension allowances	7,460	62	7,522
Audit and accounts	182	23	205
Total ..	8,297	85	8,382
Grand Total ..	12,030	85	12,115

VEDARANNIYAM CANAL—*Canal Project*—cont.

No. 6.—Statement comparing charges to date with sanctioned estimates.

Particulars.	CHARGES AGAINST CLOSED SANCTIONS.			CURRENT SANCTIONS.			Total charges to date against old and current sanctions.	REMARKS.	
	Expenditure against construction estimate.	Expenditure against open canal sanction.	Total.	Charges to date.	Amount of sanctioned estimate.	Unspent balance of estimate.		G.O. No. and date.	Amount of estimate.
<i>Direct Charges.</i>	RS.	RS.	RS.				RS.		
Works	1,07,885	..	1,07,885	1,07,885		
Establishment	24,814	..	24,814	24,814		
Tools and plant		
Suspense account		
Total ..	1,32,699	..	1,32,699	1,32,699		
<i>Less—Receipts on Capital Account.</i>		
Net Total ..	1,32,699	..	1,32,699	1,32,699		
<i>Indirect Charges</i>									
Capitalized abatement of land revenue.	..	259	259	259		
Leave and pension allowances ..	3,474	..	3,474	3,474		
Total ..	3,474	259	3,733	3,733		
Grand Total ..	1,36,173	259	1,36,432	1,36,432		

MADRAS,
October 1925.

J. H. G. WILLIAMS,
Deputy Accountant-General.


PUBLIC WORKS DEPARTMENT

MADRAS PRESIDENCY

ADMINISTRATION REPORT

FOR THE YEAR 1925-26

PART II.—IRRIGATION



MADRAS

PRINTED BY THE SUPERINTENDENT, GOVERNMENT PRESS

1927

TABLE OF CONTENTS.

ADMINISTRATION REPORT OF THE PUBLIC WORKS DEPARTMENT, IRRIGATION BRANCH, FOR THE YEAR 1925-26.

CHAPTER I.

General—Pages 1-2.

CHAPTER II.

	PAGE		PAGE
Personnel	3	A.—Irrigation Works—Unproductive	
Classification of works	3	— <i>cont.</i>	
Total outlay, revenue and extent irrigated	3	Revenue	6
Financial results—		Working expenses	6
Productive works	4	Remissions	6
Unproductive works	4	Value of crops	6
Minor works	4	B.—Navigation, Embankment and Drainage Works—Unproductive—	
A.—Irrigation Works—Productive—		Navigation canals—Receipts ..	6-7
Number of works	4	Works for which Capital and Revenue Accounts are not kept—	
Length of canals	4	Irrigation works	7
Area irrigated	4	Tank Restoration Scheme works ..	7
Capital outlay	4	Works for which Capital and Revenue Accounts are not kept—Navigation, Embankment and Drainage Works—	
Working expenses	5	Investigation of projects	8
Revenue	5	Character of the season	8
Financial results	5	Floods	9
Revenue and working expenses per acre	5	Breaches and accidents	9
Remissions	5	Ceded Districts Irrigation Committee	9
Value of crops	5	Irrigation—Advisory Boards	10
A.—Irrigation Works—Unproductive—		Irrigation panchayats	10
Number of works	5	Hydro-Electric Surveys	10
Capital outlay	5		
Length of canals	5		
Area irrigated	6		

CHAPTER III.

Works for which Capital and Revenue Accounts are kept.

A.—Irrigation Works—Productive.

No. 1 Ganjam minor rivers system—		No. 5 Divi pumping system—	
Capital outlay	10	Capital outlay	14
Working expenses	10	Works in progress	15
Area irrigated	10	Working expenses	15
Financial results	10	Area irrigated	15
No. 2 Godavari delta system—		Financial results	15
Capital outlay	10	General	15
Works in progress	11	No. 6 Penner river canals system—	
Working expenses	11	Capital outlay	15
Navigation	11	Working expenses	15
Area irrigated	11	Area irrigated	15
Financial results	11	Financial results	15
General	12	General	15
No. 3 Polavaram Island project ..	12	No. 7 Basavannah channel	15
No. 4 Krishna delta system—		No. 8 Cumbum tank—	
Capital outlay	13	Capital outlay	16
Works in progress	13	Working expenses	16
Working expenses	13	Area irrigated	16
Navigation	13	Financial results	16
Area irrigated	14	General	16
Financial results	14	No. 9 Arkenkota channel—	
General	14	Capital outlay	16
		Working expenses	16
		Area irrigated	16
		Financial results	16

	PAGE		PAGE
No. 10 Thadapalli channel—		No. 19 Mehamattur anicut system—	
Capital outlay	17	<i>cont.</i>	
Working expenses	17	Financial results	21
Area irrigated	17	General	21
Financial results	17	No. 20 Vriddhachalam anicut system—	
No. 11 Kalingarayan channel—		Capital outlay	21
Capital outlay	17	Working expenses	21
Working expenses	17	Area irrigated	21
Area irrigated	17	Financial results	22
Financial results	17	General	22
No. 12 Palar anicut system—		No. 21 Pelandorai anicut system—	
Capital outlay	17	Capital outlay	22
Working expenses	18	Working expenses	22
Area irrigated	18	Area irrigated	22
Financial results	18	Financial results	22
No. 13 Chembrambakkam tank—		General	22
Capital outlay	18	No. 22 Lower Coleroon anicut system—	
Working expenses	18	Capital outlay	22
Area irrigated	18	Working expenses	23
Financial results	18	Area irrigated	23
No. 14 Poiney anicut system—		Financial results	23
Capital outlay	18	General	23
Working expenses	18	No. 23 Cauvery delta system—	
Area irrigated	18	Capital outlay	23
Financial results	19	Works in progress	23
No. 15 Cheyvar anicut system—		Working expenses	24
Capital outlay	19	Area irrigated	24
Working expenses	19	Financial results	24
Area irrigated	19	General	24
Financial results	19	No. 24 Nandyar channel system—	
General	19	Capital outlay	24
No. 16 Tirukkoyilur anicut system—		Working expenses	24
Capital outlay	19	Area irrigated	25
Working expenses	19	Financial results	25
Area irrigated	19	No. 25 Kattalai scheme	25
Financial results	20	No. 26 Cauvery-Vettur project	25-26
General	20	No. 27 Periyar system—	
No. 17 Shatiotope anicut system—		Capital outlay	27
Capital outlay	20	Working expenses	27
Working expenses	20	Area irrigated	27
Area irrigated	20	Financial results	27
Financial results	20	General	27
General	20	No. 28 Srivaikuntam anicut system—	
No. 18 To'udnr project—		Capital outlay	28
Capital outlay	20	Working expenses	28
Working expenses	20	Area irrigated	28
Area irrigated	21	Financial results	28
Financial results	21	General	28
General	21	No. 29 Marudur anicut system—	
No. 19 Mehamattur anicut system—		Capital outlay	28
Capital outlay	21	Working expenses	28
Working expenses	21	Area irrigated	28
Area irrigated	21	Financial results	28

CHAPTER IV.

Works for which Capital and Revenue Accounts are kept.

A.—Irrigation Works—Unproductive.

No. 30 Rushikulya system—		No. 32 Muniyeru system—	
Capital outlay	29	Capital outlay	30
Working expenses	29	Working expenses	30
Area irrigated	29	Area irrigated	30
Financial results	29	Financial results	30
General	29	No. 33 Peddanayudu tank of Chinna-	
No. 31 Nagavalli river system—		raopalem—	
Capital outlay	30	Capital outlay	30
Working expenses	30	Working expenses	30
Area irrigated	30	Area irrigated	30
Financial results	30	Financial results	30
General	30		

	PAGE		PAGE
No. 34 Bhrugubhanda project (in abeyance)	31	No. 47 Kocheruvu tank—	
No. 35 Jangamaheswarapuram tank—		Capital outlay	34
Capital outlay	31	Working expenses	34
Working expenses	31	Area irrigated	34
Area irrigated	31	Financial results	34
Financial results	31	No. 48 Siddapur tank—	
No. 36 Atmakur tank—		Capital outlay	34
Capital outlay	31	Working expenses	34
Working expenses	31	Area irrigated	34
Area irrigated	31	Financial results	34
Financial results	31	No. 49 Nagavaram anicut and supply channel—	
No. 37 Dondapad tank—		Capital outlay and working expenses	35
Capital outlay and working expenses	31	Area irrigated	35
Area irrigated	31	Financial results	35
Financial results	32	No. 50 Venkatapuram tank—	
No. 38 Bhavanasi tank—		Capital outlay	35
Capital outlay	32	Working expenses	35
Working expenses	32	Area irrigated	35
Area irrigated	32	Financial results	35
Financial results	32	No. 51 Kurnool-Cuddapah canal—	
No. 39 Mopad reservoir—		Capital outlay	35
Capital outlay	32	Working expenses	35
Working expenses	32	Navigation	35
Area irrigated	32	Area irrigated	35
Financial results	32	Financial results	35
No. 40 Hajipuram tank—		No. 52 Thippayapalem project	36
Capital outlay	32	No. 53 Barur tank—	
Working expenses	32	Capital outlay	36
Area irrigated	32	Working expenses	36
Financial results	33	Area irrigated	36
No. 41 Ponnalur tank—		Financial results	36
Capital outlay	33	General	36
Working expenses	33	No. 54 Kaniyampalayam anicut—	
Area irrigated	33	Capital outlay	36
Financial results	33	Working expenses	36
No. 42 Anamasamudram-Beraperu tank—		Area irrigated	36
Capital outlay	33	Financial results	37
Working expenses	33	No. 55 Madras Water-supply and Irrigation system—	
Area irrigated	33	Capital outlay	37
Financial results	33	Working expenses	37
No. 43 Yerur tank—		Area irrigated	37
Capital outlay and working expenses	33	Financial results	37
Area irrigated	33	No. 56 Vallur anicut system—	
Financial results	33	Capital outlay	37
No. 44 Sagileru system—		Working expenses	37
Capital outlay	33	Area irrigated	37
Working expenses	33	Financial results	37
Area irrigated	33	No. 57 Panjatti reservoir—	
Financial results	33	Capital outlay	37
No. 45 Markapur tank—		Working expenses	37
Capital outlay	34	Area irrigated	37
Working expenses	34	Financial results	37
Area irrigated	34	No. 58 Ganjam-Gopalpur canal	38
Financial results	34	No. 59 Buckingham canal—	
No. 46 Yelalur tank—		Navigation	38
Capital outlay	34	Financial results	38
Working expenses	34	No. 60 Vedaranniyam canal	38
Area irrigated	34		
Financial results	34		

CHAPTER V.

Works for which Capital and Revenue Accounts are kept.

B.—Navigation, Embankment and Drainage Works—Unproductive.

No. 58 Ganjam-Gopalpur canal	38	No. 59 Buckingham canal—cont.	
No. 59 Buckingham canal—		Navigation	38
Capital outlay	38	Financial results	38
Working expenses	38	No. 60 Vedaranniyam canal	38

CHAPTER VI.

Works for which Capital and Revenue Accounts are not kept.

(1) Irrigation Works.

	PAGE		PAGE
Number of works	39	Particulars of revenue	41
Area irrigated and Financial results.	39	Financial results	41
Outlay	39	Tank restoration scheme works	41
Progress of works	40		

(2) Navigation, Embankment and Drainage Works.

Receipts	42	Progress of works	42
Expenditure	42		

APPENDIX I.

Statistical statements—		Statistical statements— <i>cont.</i>	
Statement A-I.—Canal projects with particulars regarding discharges, rainfall, area commanded, cost of construction, expenditure, interest charges and length of canals, etc.	43-48	Statement C-IV.—Financial results (based on assessments for the year) of Irrigation, Navigation, Embankment and Drainage works for which Capital and Revenue accounts are kept	87-94
Statement A-II.—Reservoir projects with similar particulars as above	49-54	Statement D-I.—Statement of traffic on the principal navigable canals	95-96
Statement B-I.—Capital Account of Irrigation, Navigation, Embankment and Drainage works for which Capital and Revenue accounts are kept	55-60	Statement D-II.—Description and quantities of goods, etc., carried on the principal navigable canals.	97-104
Statement C-I.—Financial results showing receipts and expenditure against Revenue, etc., of Irrigation, Navigation, Embankment and Drainage works for which Capital and Revenue accounts are kept	61-72	Statement E-I.—Areas irrigated, etc., under irrigation works classed as productive and unproductive for which Capital and Revenue accounts are kept	105-110
Statement C-II.—Financial results (based on actual receipts) showing capital outlay, gross receipts, working expenses, interest charges, etc., of Irrigation, Navigation, Embankment and Drainage works for which Capital and Revenue accounts are kept	73-82	Statement E-II.—Incidence of working expenses and assessed water revenue on irrigation systems under irrigation works classed as productive and unproductive for which Capital and Revenue accounts are kept	112-113
Statement C-III.—Demands and realizations of Irrigation, Navigation, Embankment and Drainage works for which Capital and Revenue accounts are kept	83-86	Statement E-III.—Areas irrigated and the value of crops raised	114-121
		Statement E-IV.—Comparative statement of irrigation and rainfall	122-129
		Statement F-I.—Incidence of water-rates under irrigation works classed as productive and unproductive for which Capital and Revenue accounts are kept	130-131

APPENDIX II.

Statement showing the results of irrigation.

Statement No. 1.—Financial results of irrigation works classed as productive and unproductive for which Capital and Revenue accounts are kept	132-137	Statement No. 2.—Extent irrigated and the revenue derived under minor works for which Capital and Revenue accounts are not kept	138-139
---	---------	---	---------

TABLE OF CONTENTS

APPENDIX III

Administrative Accounts.

Systems.	No. 2, Capital Account.	No. 3, Revenue Account.	No. 4, Interest Account.	No. 5, Indirect Charges Account.	No. 6, Statement comparing charges to date with sanctioned estimates.
Review of the accounts— pages 141 to 145.	PAGE.	PAGE.	PAGE.	PAGE.	PAGE.
CONSTRUCTION OF IRRIGATION, NAVIGATION, EMBANKMENT AND DRAINAGE WORKS.					
No. 1.—GENERAL ABSTRACT OF FINANCIAL RESULTS— pages 146 to 153.					
A. IRRIGATION WORKS.					
1. <i>Productive Works.</i>					
1. Ganjam minor rivers system.	154	156	158	158	159
2. Godavari delta system ..	160	162	163	163	164
3. Polavaram Island project ..	166	..	167	167	168
4. Kistna delta system ..	169	171	172	172	173
5. Divi pumping system ..	176	178	179	179	180
6. Penner river canals system ..	182	184	186	186	187
7. Arkenkota channel	188	189	191	191	192
8. Thadapalli do.	193	194	196	196	197
9. Kalingarayan do.	198	199	201	201	202
10. Palar anicut system	203	205	207	207	208
11. Poiney do.	209	210	212	212	213
12. Cheyera do.	214	215	217	217	218
13. Tirukkoiyilur anicut system ..	219	220	222	222	223
14. Shatiatope do.	224	225	227	227	228
15. Toludur project	229	231	232	232	233
16. Mehamattur anicut system ..	234	235	237	237	238
17. Vriddhaohalam do.	239	240	241	241	242
18. Lower Coleroon do.	243	245	247	247	248
19. Pelandorai do.	249	250	252	252	253
20. Basavanah channel	254	..	255	255	256
21. Cumbum tank system	257	258	260	260	261
22. Chembimbakkam tank	262	263	265	265	266
23. Cauvery delta system	267	269	271	271	272
24. Kattalai anicut right bank canal.	273	..	274	274	275
25. Cauvery-Mettur reservoir project.	276	..	278	278	279
26. Nandyar channel system ..	280	281	283	283	284
27. Periyar system	285	287	289	289	290
28. Srivaikuntam anicut system..	291	293	295	295	296
29. Marudur anicut system ..	297	298	300	300	301
2. <i>Unproductive Works.</i>					
1. Rushikulya system	302	304	306	306	307
2. Nagavalli river system ..	308	310	312	312	313
3. Muniyera project	314	315	317	317	318
4. Peddinyudu tank of Chinnarasopalem.	319	320	321	321	322
5. Jungameshwarapuram tank ..	323	324	325	325	326

Administrative Accounts--cont.

Systems.	No. 2, Capital Account.	No. 3, Revenue Account.	No. 4, Interest Account.	No. 5, Indirect Charges Account.	No. 6, Statement comparing charges to date with sanctioned estimates.
A. IRRIGATION WORKS—cont.	PAGE.	PAGE.	PAGE.	PAGE.	PAGE.
<i>2. Unproductive Works—cont.</i>					
6. Atmakuru tank	327	328	329	329	330
7. Dondapad tank	331	332	333	333	334
8. Bhavanasi tank	335	336	337	337	338
9. Hajipuram tank	339	340	341	341	342
10. Ponnalur do.	343	344	345	345	346
11. Anamasamudram-Bersaperu tank.	347	348	350	350	351
12. Mopad project	352	353	354	354	355
13. Yerur tank	356	357	358	358	359
14. Yamula tank	360	361	362	362	363
15. Barur tank	364	366	367	367	368
16. Kannampalayam anicut ..	369	370	371	371	372
17. Sagileru system	373	374	376	376	377
18. Talapulavanka	378	..	379	379	380
19. Markapur tank	381	382	384	384	385
20. Yellanur tank	386	387	389	389	390
21. Kocheruvu do.	391	392	394	394	395
22. Siddapur do.	396	397	398	398	399
23. Nagavaram anicut and supply channel.	400	401	402	402	403
24. Venkatapuram tank	404	405	406	406	407
25. Kurnool-Cuddapah canal ..	408	410	412	412	413
26. Thippayapalem project ..	414	..	415	415	416
27. Valluru anicut.. ..	417	418	420	420	421
28. Madras Water-supply and Irrigation system.	422	423	425	425	426
29. Panjampatti reservoir ..	427	428	429	429	430
B. NAVIGATION, ETC.					
<i>2. Unproductive Works.</i>					
1. Ganjam-Gopalpur canal ..	431	432	433	433	434
2. Buckingham canal	435	436	437	437	438
3. Vedaraniyam do.	439	440	441	441	442

PUBLIC WORKS DEPARTMENT

MADRAS PRESIDENCY

ADMINISTRATION REPORT

FOR THE YEAR 1925-1926

PART II—IRRIGATION

CHAPTER I.—GENERAL.

As this Administration Report contains statistics which cannot be compiled till long after the end of the financial year, the remarks in this chapter are intended to bring the general information up to date.

2. *Cauvery-Mettur Project.*—The project has made good progress as regards preliminary work, viz., formation of standing camp to house 5,000 coolies at Mettur, quarters for officers, subordinates and clerks and a protected water-supply. The 37 miles of road from the Erode Railway station to Mettur is metalled and bridged almost throughout. The South Indian Railway is surveying a broad gauge feeder line connexion between Salem and Mettur.

So far the Health officers have been unable to banish malaria and the camp must be kept as small as possible and machinery employed as much as possible. An officer went to England in April to obtain competitive schemes of plant for the actual construction. The strikes at Home held up these enquiries and he will return to Madras only in January. Meanwhile preliminary plant has been ordered through the Stores Department at Delhi and it will be in use in April, but the permanent plant cannot be ordered till January and will not be erected at site before February 1928.

In consequence of the floods of 1924 and the further exposure of rock in searching for the best dam site, the final opinion of Geologists has led to a change of site. The new dam site will be one mile up-stream of the sanctioned site.

The only outstanding problem now is that due to the overestimated availability of lime on the Coimbatore side of the river and the possibility of having to use cement instead.

About Rs. 40 lakhs will be spent on the work during the year 1926-27, which includes supply of two large excavators for digging the main canal.

3. The new 6 feet shutters on the Kistna anicut at Bezwada are proving of inestimable value to the Kistna delta during the present failure of the north-east monsoon. During the floods of 1925 a big scour formed in the rear apron of the Bezwada anicut and was repaired in 1926 at a cost of about Rs. 0·9 lakh. A similar scour has occurred this year in a new place and will involve an inevitable expenditure next year of perhaps one lakh. The cause of these scours is obscure.

4. The new Kattalai canal in the Trichipopoly district came into existence in July, but the present low level of the Cauvery points to the need for an anicut to insure continuous supply.

5. A new scouring sluice at the grand anicut is nearly finished, and has been fitted with radial sluice gates.

6. The Periyar dam surplus escape protection is making good progress in a very malarious climate.

7. River floods have been low throughout the season; these conditions are favourable for construction in 1927 if funds are available.

8. *Madras Irrigation Bill*.—His Excellency the Governor with the consent of His Excellency the Governor-General returned the Bill with certain amendments for further consideration by the Legislative Council. The Bill came up for consideration at the meeting held on the 27th August 1926, but its consideration was adjourned *sine die*.

9. The Pykara hydro-electric development scheme was very roughly estimated last year at about Rs. 2 $\frac{3}{4}$ crores. The Electrical Consulting Engineers have now prepared a detailed electrical estimate and doubled the cost of transmission, thus bringing up the estimate to Rs. 4·6 crores. In the meanwhile a Government Geologist visited the proposed site of the dam and condemned it and has chosen an alternative site which necessitates a higher dam. It appears that sanction to the scheme must now be delayed for some months.

10. The Polavaram island project in the Godavari district (Estimate Rs. 18·55 lakhs) has been started. An estimate amounting to Rs. 2·89 lakhs for the Girisola channel project in the Ganjam district was sanctioned. The Atleru project in the Nellore district and the Badathalov project in the Salem district were abandoned.

11. After 60 years of combination of the posts of Secretary to Government and Chief Engineer these duties have been separated with a view to permit the Chief Engineers to confine their attention to engineering questions.

CHAPTER II

Mr. P. HAWKINS, A.C.E., M.INS.P.C.E., continued as Chief Engineer for Irrigation till 10th September 1925 when he retired from the service. He was succeeded by Mr. C. T. Mullings. M.R.Ry. Rao Sahib R. Narasimha Ayyangar Avargal, B.A., B.E., continued as Assistant Chief Engineer for Irrigation till 22nd June 1925 when he was succeeded by M.R.Ry. G. Ramaswami Ayyar Avargal, B.A., B.E.

2. Irrigation works in this Presidency are classified as shown below :—

(a) *Works for which Capital and Revenue Accounts are kept—*

A. Irrigation works—

- (i) Productive.
- (ii) Unproductive.

B.—Navigation, Embankment and Drainage Works—

- (i) Productive.
- (ii) Unproductive.

(b) *Works for which Capital and Revenue Accounts are not kept—*

- (i) Irrigation works.
- (ii) Navigation, Embankment and Drainage Works.

The classification of a work as productive or unproductive is based upon the financial results of three consecutive years. There are no works in this Presidency under "B. Navigation, Embankment and Drainage Works—Productive".

3. The total outlay incurred on irrigation works and the total revenue realized during the year under report was Rs. 1,25,22,257 and Rs. 2,96,37,365 against Rs. 1,04,03,783 and Rs. 2,82,54,234 respectively in 1924-25. The area charged as irrigated was 7,412,879 acres against 7,109,548 acres in the previous year. The net revenue after deducting working expenses was Rs. 1,49,37,243 against Rs. 1,37,99,369 of the previous year. The figures of outlay include indirect charges. If the direct charges alone be taken, the expenditure during the year amounted to Rs. 108.10 lakhs against the budget allotment of Rs. 108.87 lakhs. The expenditure from contribution not included in the above figures amounted to Rs. 62,712. The net cropped area in the Presidency during 1925-26 under all the chief food grains and industrial crops both irrigated and dry was 38,788,496 acres or 864,879 acres more than in the previous year. The area irrigated by Government irrigation works alone, viz., 7,412,879 acres was 19.11 per cent on the total cropped area. This was 303,331 acres more than in the previous year. The increase was due to the favourable character of the north-east monsoon.

4. *Financial results*—(i) *Productive Works*.—The capital outlay during the year was Rs. 28,62,982 and to the end of the year Rs. 7,54,99,546. The area charged as irrigated was 3,767,590 acres and the estimated value of crops raised thereon was Rs. 34,83,93,194. The net revenue derived was Rs. 91,37,253 representing a return of 12.17 per cent on the capital outlay. The accumulated profits to the end of the year amounted to Rs. 25.58 crores.

(ii) *Unproductive Works*.—The capital outlay during the year was Rs. 83,318 and to the end of the year was Rs. 3,98,43,394. The area charged as irrigated was 262,717 acres and the estimated value of crops raised thereon was Rs. 2,20,52,142. The net revenue derived was Rs. 4,12,652 representing a return of 1.04 per cent on the capital outlay.

(iii) *Minor Works for which capital and revenue accounts are not kept*.—There are about 35,000 works of this class. The outlay incurred thereon and the revenue derived therefrom amounted to Rs. 33,30,397 and Rs. 99,74,294 respectively. The area charged as irrigated was 3,382,572 acres

5. *Irrigation Works—Productive*.—(1) There are 29 works of this class. The Polavaram island project in the Godavari district, the Cauvery-Mettur project, the Kattalai canal in the Trichinopoly district and the Basavannah channel in the Bellary district were newly sanctioned during the year. The Vallur anicut system was transferred to the category of “Unproductive Works” while the Cumbum tank and the Pelandorai anicut system were transferred from “Unproductive” to “Productive” Works.

The canals of the Godavari and the Kistna delta systems are used both for irrigation and navigation. The remaining works are for irrigation only.

(2) The total length of the main and branch canals of the productive systems at the end of the year was 4,082 $\frac{1}{2}$ miles. Of this length 883 $\frac{1}{2}$ miles were for irrigation and navigation combined and the remainder for irrigation only. The length of distributaries was 8,344 miles.

(3) The total area charged as irrigated was 3,235,625 acres first crop and 531,965 acres second crop against 3,191,298 acres and 468,324 acres respectively in 1924–25. The increase in first crop was mainly due to the fact that the conditions under the Cauvery delta system disturbed by the floods of 1924 became normal during the year. Owing to the favourable character of the season there was an increase in the extent of second crop cultivation chiefly under the Penner river canals system and the Palar anicut system.

(4) The capital outlay (Direct and Indirect) during the year was Rs. 28,62,982 against Rs. 10,12,225 in the previous year. The

expenditure was incurred mainly on the Cauvery delta system, the Cauvery-Mettur project and the Kattalai scheme. Details of the works carried out are given in Chapter III.

(5) The gross working expenses of the year amounted to Rs. 45,97,652 against Rs. 47,03,659 in the previous year. Heavy expenditure was incurred in 1924-25 in repairing the damage caused by the unprecedented floods of December 1923 and July 1924.

(6) The gross revenue of the year amounted to Rs. 1,85,17,294 against Rs. 1,78,59,211 in 1924-25. There was a general increase in the extent irrigated both under first and second crop and a decrease in the amount of remissions granted during the year.

(7) The net revenue derived and the profit realized after deducting interest charges amounted to Rs. 91,87,263 and Rs. 67,78,678 against Rs. 84,18,361 and Rs. 60,82,648 respectively in the previous year. The net profit after deducting interest charges, viz., Rs. 24,08,575 is 8.98 per cent on the total capital outlay of Rs. 7,54,91,546 to the end of the year against 5.33 per cent twenty-five years ago, i.e., in 1900-1901.

(8) The estimated value of irrigated crops raised during the year amounted to Rs. 34,83,98,194 against Rs. 38,89,83,977 in the previous year.

(9) The average revenue per acre amounted to Rs. 4.92 on the gross area and Rs. 6.08 on new irrigation. The working expenses per acre were Rs. 1.22 on the gross area and Rs. 1.91 on new irrigation.

(10) The remissions granted during the year amounted to Rs. 1,55,226 against Rs. 5,44,492 in the previous year. The areas affected were mainly the Godavari and the Kistna delta systems.

6. *A. Irrigation Works—Unproductive.*—(1) There are 29 works of this class excluding the Bhruhbanda project in the Guntūr district (estimate Rs. 1,36,466) which has not been commenced as it is to be taken up only when the necessity for famine-relief arises. The Vemula and Talapula vanka tanks which were completed at a cost of Rs. 63,757 and Rs. 68,824, respectively, have proved failures.

(2) The capital outlay (direct and indirect) during the year was Rs. 83,318 against Rs. 62,425 in 1924-25. The bulk of the outlay was incurred on the Rushikulya system and the Thippayapalem project.

(3) The total length of main and branch channels at the end of the year was 718½ miles, of which 190 miles were for irrigation and navigation combined and the remainder for irrigation only. The length of distributaries was 664½ miles.

(4) The area irrigated during the year was 262,717 acres against 285,729 acres in 1924-25.

(5) The gross revenue amounted to Rs. 9,80,654 against Rs. 10,52,001 in the previous year. The variations occur chiefly in the Barur tank and the Kurnool-Cuddapah canal. Under the former there was not only a fall in the area irrigated but the remission was large. The fall under the latter was owing to orders issued that water would be supplied only to those irrigable dry lands irrigated with canal water without interruption during the previous three fasls.

(6) Gross working expenses amounted to Rs. 4,05,310 against Rs. 4,52,415 in 1924-25. Heavy expenditure was incurred in the previous year, under the Rushikulya system in repairing the damage caused by the cyclone of November 1923.

(7) The net revenue due to improvements amounted to Rs. 4,12,652 against Rs. 4,08,852 in the previous year. This represents a return of 1.04 per cent on the capital outlay of Rs. 3,98,43,394 to the end of the year. The net revenue, viz., Rs. 4,12,652 fell short of interest charges by Rs. 9,01,820, of which Rs. 6,31,492 is on account of the Kurnool-Cuddapah canal. This deficit represents 2.25 per cent on the capital outlay. Against this, however, must be set the value of the crops produced under these works, Rs. 2,20,52,142.

(8) The average revenue per acre amounted to Rs. 3.73 on the gross area and Rs. 4.91 on new irrigation. The working expenses per acre were Rs. 1.54 on the gross area and Rs. 2.34 on new irrigation.

(9) The remissions granted during the year amounted to Rs. 15,571 against Rs. 12,107 in the previous year. The area mainly affected was the Barur tank.

(10) The estimated value of crops produced amounted to Rs. 2,20,52,142 against Rs. 2,18,77,255 in the preceding year.

7. B. Navigation, Embankment and Drainage Works—Unproductive.—There are three works of this class, viz., the Ganjān-Gopalpur canal, the Buckingham canal and the Vedaranniyam canal, the total length of which is 296½ miles. The gross receipts and charges amounted to Rs. 78,883 and Rs. 3,41,221 respectively against Rs. 81,574 and Rs. 3,34,331 in the previous year. There was thus a loss of Rs. 2,62,538 on the working of these canals against Rs. 2,53,357 in 1924-25. During the year under review heavy expenditure was incurred on the clearance of silt in the Buckingham canal and on special repairs to locks. The value of goods carried during the year were Rs. 62,25,097.

8. *Navigation canals.*—Navigation was carried on as usual on the Dummagudem, Godavari, Kistna, Kurnool-Cuddapah, Buckingham, West Coast and Vedaranniyam canals. The total direct receipts amounted to Rs. 3,53,290 or Rs. 43,654 more than in the previous year. The increase mainly represents the annual value of the licensing and registration fees for Government vessels added to the navigation receipts from this year. There was also an increase from the Kistna canals under “six weeks’ licence fees” and “Boat rent.”

9. *Works for which Capital and Revenue accounts are not kept—Irrigation works.*—The outlay incurred on, the area irrigated under, and the revenue derived from, works of this class are compared below with the figures of the previous year and the averages of the previous triennium :—

	Outlay incurred.	Area irrigated.	Gross revenue.
	RS.	ACS.	RS.
During 1925-26	33,30,397	3,382,572	99,74,294
„ 1924-25	35,69,795	3,164,197	92,03,445
Average of the triennium ending 1924-25.	32,13,281	3,148,606	90,88,229

The increase in area irrigated and revenue was due to the favourable character of the season.

10. *Tank Restoration Scheme Works.*—(1) The total area coming within the scope of Tank Restoration Scheme investigation is 102,500 square miles. The area of minor basin on which work had been commenced or completed at the beginning of the year was 90,880 square miles, of which 84,940 square miles had been investigated. During the year under review an area of 255 square miles was investigated, bringing the total to 85,195 square miles, but no new minor basins were entered upon for investigation. The remaining 5,685 square miles are still under investigation. In the area investigated works were completed for 80,760 square miles and in progress for 3,328 square miles. For the balance of 1,107 square miles works were not commenced. Thus about 83.12 per cent of the total area of 102,500 square miles affected by the scheme had been investigated up to 31st March 1926, leaving on that date a balance of 17,305 square miles. The estimates sanctioned for Tank Restoration Scheme works during the year amounted to Rs. 3,47,258 against Rs. 2,83,981 in the previous year.

(2) The total amount of estimates sanctioned from the beginning of the Tank Restoration Scheme operations up to the end of the year was Rs. 1,71,16,384 against which the total expenditure incurred was Rs. 1,49,62,422 exclusive of charges for establishment and tools and plant. The expenditure during the year amounted to Rs. 3,16,936.

11. *Works for which capital and revenue accounts are not kept—Navigation, Embankment and Drainage Works.*—The outlay incurred on and the revenue derived from works of this class are compared below with the figures of the previous year and the averages of the previous triennium :—

	Outlay incurred.	Revenue derived.
	RS.	RS.
During 1925-26	12,38,246	56,240
„ 1924-25	6,02,363	58,003
Average of the triennium ending 1924-25	6,71,820	68,085

The excess expenditure was due to extensive repairs carried out to a large number of works damaged by the heavy floods of the previous year. Heavy expenditure was also incurred in the Kistna Central division in repairing the damage caused by the cyclone of May 1925.

12. *Investigation of projects.*—The Bellary West canal project was under the consideration of Government. The estimate for improvements to the Girisola channel in the Ganjam district was completed. Proposals were under consideration for fitting higher shutters to the Godavari anicut. The Polavaram island project estimated to cost Rs. 18.55 lakhs was sanctioned. An estimate for a similar project in the Coringa island was examined and returned to the Superintending Engineer for revision. The Atleru and Vengalapuram projects in the Nellore district were abandoned. An estimate amounting to Rs. 3.05 lakhs for improvements to the Veeranam tank in the South Arcot district was sanctioned. Plans and estimates for remodelling the Arkenkotta and Thadapalli channels in the Coimbatore district were prepared and the revenue aspects of these schemes were being examined by the local officers. An estimate for remodelling the Kalingarayan channel was prepared and the proposal was under examination. Estimates for remodelling the Amaravathi channels in the same district were still under preparation. The Lower and Upper Bhavani projects were under examination by the Board of Revenue as regards the respective merits of the two schemes.

13. *Character of the season.*—The south-west monsoon commenced earlier than usual, i.e., about the end of May 1925 and the rainfall was generally defective except in the Circars and Chingleput and in the catchment basins of the Cauvery and Periyar irrigation systems. The situation was however improved by the favourable character of the north-east monsoon. The average rainfall for the Presidency was 43.36 inches against 35.16 inches in 1924-25 and 33.12 inches, the average for the five years ending 1924-25.

14. *Floods.*—The highest flood in the Godavari was 10·4 feet on the crest of the Dowlaishwaram anicut on the 29th August 1925 against the recorded maximum of 17·0 feet in 1891 above the then crest level (the present being 6·75 feet higher). In the Kistna the maximum flood was 14·80 feet on the crest of the anicut at Rezwada on the 23rd July 1925 against the record of 23·50 feet in October 1903. In the Tungabhadra the highest reading was 6·4 feet on the crest of the Sunkesala anicut on the 22nd July 1925, the recorded maximum being 10·4 feet on the 31st October 1916. The maximum depth over the Adinimayapalli anicut across the Penner was 4·7 feet on the 14th October 1925, the highest recorded being 13·86 feet on the 26th October 1874. The Cauvery rose to 9·65 feet on the Cauvery dam north gauge on the 19th July 1925 against the recorded maximum of 14·65 feet on the 20th July 1924.

15. *Breaches and Accidents.*—A cyclone of unprecedented severity visited the West Godavari, Kistna and Guntur districts in May 1925 and caused great damage among buildings, irrigation works and floating plant. Prompt steps were taken to repair the damage. The Peddanayudu tank of Chinnaraopalem in the Kistna district breached during the cyclone and there was no irrigation under the tank during the year. The question of its restoration is under consideration. Owing to heavy floods in the Tungabhadra there was a breach in the Hosur anicut which was closed at a cost of Rs. 7,000. The heavy floods of December 1925 caused many breaches in the Amaravathi river. Timely steps were taken to execute necessary repairs to safeguard irrigation. There were high floods in the Tambraparni river in November 1925 as a result of which a large extent of wet lands under the Srivaikuntam anicut system was silted up and rendered unfit for cultivation.

16. *Ceded Districts Irrigation Committee.*—A committee consisting of non-officials with a retired Superintending Engineer as President was appointed to review the existing conditions of irrigation in the Ceded Districts and to advise Government on further schemes requiring investigation. The report submitted by the committee was under the consideration of Government.

17. *Irrigation Advisory Board.*—Irrigation Advisory Boards continued to exist in the Godavari, Kistna and Cauvery deltas. The functions of the boards were purely advisory.

18. Certain irrigation channels in the Godavari delta and the Bella and Desanur channels in the Bellary district continued under Panchayat management. The work of the majority of the panchayats of the Godavari channels was satisfactory. The

panchayats in the case of the two channels of the Bellary district are in an experimental stage and it is too soon to express any definite opinion as to their ultimate success.

19. *Hydro-Electric surveys.*—Surveys of both the Papanasam and the Kumbar schemes were undertaken and were in progress at the end of the year. An estimate for the Pujikave scheme was prepared. Investigation of the Pykara scheme was continued and a revised estimate prepared and submitted to Government. Rainfall and stream gaugings were continued at the various water power sites for which hydraulic particulars were being collected.

CHAPTER III—WORKS FOR WHICH CAPITAL AND REVENUE ACCOUNTS ARE KEPT.

A. IRRIGATION WORKS—PRODUCTIVE.

No. 1, Ganjam Minor Rivers System.

1. The capital outlay during the year amounted to Rs. 599 which was incurred on the construction of a surplus weir at 1 mile 6 furlongs 594 feet on the left bank of the Garibulagedda channel. The work was completed at a cost of Rs. 3,303 against the estimate of Rs. 3,340.

2. The expenditure under 'Extensions and Improvements' and 'Maintenance and Repairs' amounted to Rs. 494 and Rs. 33,035, respectively, against Rs. 2,077 and Rs. 1,14,559 in the previous year. Heavy expenditure was incurred under the latter head in 1924-25 on repairing the damage caused by the cyclone of November 1923.

3. The area irrigated was 65,115 acs. first crop and 5,255 acres second crop against 65,535 acres and 6,993 acres respectively, in 1924-25. The extent of sugarcane cultivation was 118 acres against 158 acres in the previous year.

4. The gross revenue amounted to Rs. 66,073 and the working expenses to Rs. 47,809. The net revenue was thus Rs. 18,264 against a deficit of Rs. 1,15,548 in 1924-25. The profit after deducting interest charges was Rs. 8,924 which is 3.14 per cent on the capital outlay.

No. 2, Godavari Delta System.

5. The capital outlay during the year amounted to Rs. 2,15,383. The following were the important works carried out during the year :—

EASTERN AND CENTRAL DELTAS.

(1) *Restoring the Kovur-Monjair Junction canal* (Estimate Rs. 1,57,000).—The outlay during the year was Rs. 660 and to the end of the year Rs. 1,10,704. A revised estimate was under preparation.

(2) *Remodelling the Tossipudi Northside channel (Estimate Rs. 57,702).*—The outlay during the year was Rs. 3,042 and to the end of the year Rs. 49,940. A revised estimate was under preparation.

(3) *Improvements to the Ainapur drain.*—The work was completed at a cost of Rs. 1,54,400 against the estimate of Rupees 1,45,300.

(4) *Remodelling the Tapeswaram Southside channel (Estimate Rs. 70,000).*—The outlay during the year was Rs. 597 and to the end of the year Rs. 2,123. The estimate was under revision with reference to the current schedule of rates.

WESTERN DELTA.

(5) *Improvements to the upper portion of the Yenamadurru drain (Estimate Rs. 9,74,000).*—The outlay during the year was Rs. 1,16,534 and to the end of the year Rs. 4,52,208. The work is in progress.

6. *Working expenses—(a) Extensions and improvements.*—The expenditure was Rs. 25,641 against Rs. 27,623 in the previous year and Rs. 17,761, the average of the triennium ending 1924-25.

(b) *Maintenance and Repairs.*—The outlay under the head was Rs. 4,87,563 against Rs. 4,44,777 in 1924-25 and Rs. 4,33,891, the average of the previous triennium. The increase was due to the reclassification to this head of certain estimates originally classed under 'works for which capital and revenue accounts are not kept.'

7. The navigation receipts and charges amounted to Rs. 1,52,178 and Rs. 1,09,748 against Rs. 1,25,222 and Rs. 1,22,399 respectively in 1924-25. Under ton-mileage, the figure was 14,934,133 against 7,975,477 in the previous year. The value of goods carried was estimated at Rs. 9,08,74,251 against Rs. 9,20,19,123 in 1924-25.

8. The area irrigated was as shown below :—

Crop.	Average of the		
	triennium ending 1924-25.	During 1924-26.	During 1925-26.
	ACS.	ACS.	ACS.
First crop	771,408	771,922	772,906
Second crop	207,935	213,713	213,852

The extent of sugarcane cultivation was 7,713 acres against 7,515 acres in the previous year.

9. The gross revenue and working expenses amounted to Rs. 42,80,292 and Rs. 9,66,354 respectively against Rs. 42,76,497 and Rs. 9,42,252 in the previous year. The profit after deducting

interest charges amounted to Rs. 28,03,429 which is 16·85 per cent on the capital outlay against 17·17 per cent in 1924-25 and 17·41 per cent in 1923-24.

10. The freshes in the river came simultaneously with the re-opening of canals of the Eastern delta and transplantation was completed before the end of August. The supply of water both in the first and second crop seasons was good but the heavy rains in October affected the standing crops a little. The yield was, however, normal. Both in the Eastern and Central deltas the season commenced very favourably with heavy rains. The rainfall during the south-west monsoon was above the average. The north-east monsoon also gave heavy rains in October. In the Western delta there was appreciable rainfall during the second crop season. The supply from the river during the period was also more abundant than in the previous year.

The following table shows the dates of closure and re-opening of the canals in the Godavari delta and of the Dummagudem canal :--

Canals.	Date of closure.	Date of reopening.
Eastern Delta canals	... 30th April 1925	5th June 1925.
Central Delta canals	... 15th April 1925.	15th May 1925.
Western Delta canals	... 3rd May 1925.	31st May 1925.
Dummagudem canal	... 5th April 1925.	10th June 1925.

No. 3, Polavaram Island Project.

11. The estimate for this project amounting to Rs. 18·55 lakhs (inclusive of direct and indirect charges) was sanctioned in April 1925.

The project provides for extending irrigation to the island of Polavaram formed by the branches of the Gowtami Godavari in the Amalapur taluk. This will be effected by taking water from the Bank canal of the Central delta across the Vriddha Gowtami by means of an aqueduct. The total irrigable area under the project is 16,316·54 acres from which a net revenue of Rs. 1,51,777 is anticipated based on a water-rate of Rs. 10-8-0 per acre. The net revenue works out to 8·2 per cent on the capital outlay.

The work was started during the year by a special subdivision formed for the purpose and the outlay incurred was Rs. 1,09,962. The project works are expected to be completed by the end of August 1931; but irrigation is expected to commence in the fifth year after commencement.

No. 4, Kistna Delta System.

12. The capital outlay during the year was Rs. 2,67,160. The following were the important works carried out during the year:—

(1) *Replacing the existing 3 feet shutters of the Kistna anicut at Bezwada by shutters 6 feet high (Estimate Rs. 4,41,000).*—The outlay to the end of the year was Rs. 3,77,478. The work was completed with the exception of certain minor works, such as fitting up of iron gates, constructing a plough house at Sitanagaram, etc.

(2) *Construction of locks and regulators across the Ellore and Bandar canals (Estimate Rs. 3,73,100).*—The work was started during the year and the outlay was Rs. 92,751. The work is in rapid progress and is expected to be completed in 1926-27.

(3) *Excavating subsidiary drains to Motur left side drain (Estimate Rs. 20,700).*—The outlay during the year was Rs. 1,886 and to the end of the year Rs. 2,829. The progress during the year was considerably hampered by heavy rains in April and cyclone in May 1925.

(4) *Constructing an arched bridge across the Ellore canal at Atkur (Estimate Rs. 30,200).*—This is a contribution work. The outlay to the end of the year was Rs. 22,815.

(5) *Constructing an arched bridge over the Commamur canal at Duggirala (Estimate Rs. 28,650).*—The work was completed at a cost of Rs. 27,458.

(6) *Diversion of the Nallamada drain (Estimate Rupees 7,35,000).*—The outlay during the year was Rs. 21,241 and to the end of the year Rs. 83,949.

13. *Working expenses*—(a) *Extensions and Improvements.*—The expenditure under the head was Rs. 60,429 against Rs. 39,033 in 1924-25 and Rs. 22,926, the average of the previous triennium. The increase was due to a portion of the outlay incurred on the erection of 6 feet shutters on the Kistna anicut having been debited to this head.

(b) *Maintenance and Repairs.*—The outlay was Rs. 4,25,272 against Rs. 3,61,860 in the previous year and Rs. 3,19,354 the average of the triennium ending 1924-25. Heavy expenditure was incurred in repairing the damage caused to the second apron of the anicut during the floods of 1925.

14. The navigation receipts and charges amounted to Rupees 1,05,393 and Rs. 64,394 against Rs. 88,222 and Rs. 88,305 respectively in the previous year. The figure under 'ton-mileage' was 11,950,392 against 11,467,193 in 1924-25. The value of goods carried was estimated at Rs. 3,54,96,304 against Rupees 2,01,79,379 in the previous year.

15. The area irrigated was as shown below :—

Crop.	Average of the triennium ending 1924-25.		
	During 1924-25.	During 1924-25.	During 1925-26.
First crop	758,397	761,490	759,268
Second crop	2,591	1,244	966

The extent of sugarcane cultivation was 162 acres against 171 acres in 1924-25.

16. The gross revenue and working expenses amounted to Rs. 33,68,158 and Rs. 9,00,244 respectively against Rs. 39,50,902 and Rs. 7,94,915 in 1924-25. The profit after paying interest charges amounted to Rs. 23,98,960 which represents a return of 13.56 per cent on the capital outlay against 14.92 per cent in 1924-25 and 16.08 per cent in 1923-24.

17. The rainfall was above the average of the previous year and was evenly distributed. The river was almost steady during the transplantation season and transplantation in the western delta was almost completed by the end of August 1925. The installation of 6 feet shutters helped the turmeric crop and rendered navigation possible till the end of January 1926 as there was sufficient water in the canals.

Owing to the cyclone of May 1925 and the subsequent heavy rainfall, the Collair lake rose much earlier than usual, thus resulting in submersion of the lands bordering the lake. This rendered transplantation impossible over an extent of about 7,000 acres below 7.00 contour.

The cyclone caused several breaches in the canal and channel banks and these were repaired in time.

The following table shows the dates of closure and of re-opening of the canals in the Kistna delta :—

Canals.	Date of opening.	Date of closure.
Eastern delta main canal ...	15th June 1925	16th March 1926
Western " " ...	" "	" "

NOTE.—The Bandar canal was closed on 1st February 1926 to facilitate work on locks and regulators.

No. 5, Divi Pumping System.

18. The capital outlay during the year amounted to Rs. 12,126 which was incurred chiefly on the following works :—

(1) *Installing a ninth engine and pump at Divi.*—The work was completed at a cost of Rs. 3,40,924 against the estimate of Rs. 3,37,030.

(2) *Improving and extending the south channel from 0 mile 2½ chains to 4 miles 45 chains (Estimate Rs. 16,000).*—The outlay during the year was Rs. 4,829 and to the end of the year Rs. 7,768.

19. The expenditure under "Extensions and Improvements" and "Maintenance and Repairs" amounted to Rs. 8,703 and Rs. 1,05,500 respectively against Rs. 8,397 and Rs. 1,02,830 in the previous year.

20. The area irrigated was 34,118 acres first crop against 35,628 acres in 1924-25.

21. The gross revenue and working expenses amounted to Rs. 2,25,301 and Rs. 1,58,513 respectively against Rs. 2,10,899 and Rs. 1,57,893 in the previous year. The net revenue was Rs. 66,788. The deficit after paying interest charges was Rs. 26,597 which is 1.04 per cent on the capital outlay against 1.76 per cent in 1924-25.

22. The season was favourable with timely rains and floods. A cyclone occurred in May 1925, causing much damage to the irrigation system. Prompt steps were taken to repair the damage before the pumping season which commenced on the 6th July 1925. Pumping was necessary for 143 days against 150 days in the previous year. Direct supply was drawn from the river for only five days against twelve days in 1924-25. The irrigation season lasted for 148 days against 162 days in the previous year. Transplantation was started somewhat late due to cyclone damages, but proceeded rapidly on account of the wet condition of the ground from early rains. Transplantation which commenced early in July lasted till the beginning of September. Seedlings were brought in from Repalli. There was, however, a reduction in the extent of cultivation due mainly to the inability of the ryots to get seedlings in time. However the harvest was fair throughout the island.

No. 6, Pennar River Canals System.

23. The capital outlay amounted to Rs. 3,283 and this was incurred on the construction of a new surplus weir at Ramudupalem. The work was completed at a cost of Rs. 14,091 against the estimate of Rs. 16,200.

24. The expenditure under "Extensions and Improvements" and "Maintenance and Repairs" was Rs. 6,461 and Rs. 68,048 respectively against Rs. 4,236 and Rs. 62,139 in 1924-25.

25. The area irrigated was 158,122 acres first crop and 48,160 acres second crop against 157,576 acres and 19,250 acres respectively in the previous year. The increase under second crop was due to the favourable character of the season.

26. The gross revenue amounted to Rs. 7,26,882 and the working expenses to Rs. 1,01,677. The net revenue was Rs. 6,25,205 against Rs. 5,19,504 in the previous year. The profits after deducting interest charges amounted to Rs. 4,33,104 which represents a return of 6.40 per cent on the capital outlay against 4.85 per cent in 1924-25.

27. The season was very favourable with floods in the river and timely rains. Transplantation and sowing were done in time. Water was available for second crop.

No. 7, Basavannah Channel.

28. The project is estimated to cost Rs. 4.24 lakhs and was started during the year. The scheme is intended for the extension of irrigation to an extent of 3,349 acres in the Bellary district. The acquisition of land required for the work was in progress. The expenditure during the year was Rs. 20,441.

No. 8, Cumbum Tank.

29. There was no outlay under capital account.

30. The expenditure under 'Maintenance and Repairs' was Rs. 1,835 against Rs. 2,204 in 1924-25.

31. The area irrigated was 5,564 acres first crop and 1,842 acres second crop against 5,733 acres and 3,231 acres respectively in the previous year. The fall under second crop was due to inadequate supply. The extent of sugarcane cultivation was 312 acres against 62 acres in 1924-25.

32. The gross revenue amounted to Rs. 5,736 and the working expenses to Rs. 1,730. The net revenue was thus Rs. 4,006 against Rs. 4,265 in the previous year. The profit after deducting interest charges was Rs. 1,213 equivalent to a return of 1.40 per cent on the capital outlay against 1.71 per cent in 1924-25.

No. 9, Arkenkota Channel.

33. No expenditure was incurred under capital account.

34. The outlay under 'Extensions and Improvements' and 'Maintenance and Repairs' was Rs. 131 and Rs. 7,229 respectively against an expenditure of Rs. 3,154 under the latter head in the previous year.

35. The area irrigated was 4,636 acres first crop and 545 acres second crop against 4,575 acres and 534 acres respectively in 1924-25.

36. The gross revenue amounted to Rs. 19,502 and the working expenses to Rs. 9,929. The net revenue was thus Rs. 9,573 against Rs. 15,419 in the previous year. The profit after paying interest charges was Rs. 4,892 which is 3.39 per cent on the capital outlay against 7.43 per cent in 1924-25.

No. 10, Thadapalli Channel.

37. No expenditure was incurred under capital account.

38. The outlay under 'Extensions and Improvements' and 'Maintenance and Repairs' was Rs. 65 and Rs. 15,322 respectively against an expenditure of Rs. 7,967 under the latter head in the previous year.

39. The area irrigated was 15,150 acres first crop and 1,582 acres second crop against 15,101 acres and 1,983 acres respectively in 1924-25.

40. The gross revenue amounted to Rs. 68,137 and the working expenses to Rs. 19,665. The net revenue was thus Rs. 48,522 against Rs. 56,492 in 1924-25. The profit after deducting interest charges was Rs. 43,044, which is 24.48 per cent on the capital outlay against 29.02 per cent in the previous year.

No. 11, Kalingaroyan Channel.

41. There was no expenditure under capital account.

42. The outlay under 'Extensions and Improvements' and 'Maintenance and Repairs' was Rs. 368 and Rs. 13,717 respectively against an expenditure of Rs. 7,600 under the latter head in the previous year.

43. The area irrigated was 12,247 acres first crop and 10,878 acres second crop against 12,069 acres and 9,266 acres respectively in 1924-25.

44. The gross revenue amounted to Rs. 51,192 and the working expenses to Rs. 16,423. The net revenue was thus Rs. 34,769 against Rs. 41,623 in the previous year. The profit after deducting interest charges was thus Rs. 28,917, which is 16.02 per cent on the capital outlay against 19.82 per cent in 1924-25.

No. 12, Palar Anicut System.

45. The capital outlay during the year amounted to Rs. 4,053, which was incurred on constructing a masonry dam across the surplus channels Nos. I and II of the Dusi Mamundur tank. The work was completed at a cost of Rs. 6,394 against the estimate of Rs. 9,072.

46. The outlay under 'Extensions and Improvements' and 'Maintenance and Repairs' was Rs. 8,515 and Rs. 53,540 respectively against Rs. 10,809 and Rs. 44,482 in the previous year. Repairs to a large extent were found necessary during the year and hence the increase under 'Maintenance and Repairs'.

47. The area irrigated was 78,786 acres first crop and 31,674 acres second crop against 76,353 acres and 16,042 acres respectively in 1924-25. The increase was due to the favourable character of the season. The extent of sugarcane cultivation was 257 acres against 230 acres in the previous year.

48. The gross revenue amounted to Rs. 2,21,805 and the working expenses to Rs. 92,701. The net revenue was thus Rs. 1,29,104 against Rs. 78,351 in the previous year. Increase in cultivation under first and second crops and decrease in the amount of remissions granted contributed to the increase of revenue during the year. The profit after deducting interest charges was Rs. 50,901 which is 2.07 per cent on the capital outlay.

No. 13, Chembrambakkam Tank.

49. There was no expenditure under capital account.

50. The outlay under 'Extensions and Improvements' and 'Maintenance and Repairs' was Rs. 140 and Rs. 5,101 respectively against Rs. 290 and Rs. 7,016 in the previous year.

51. The area irrigated was 13,174 acres first crop and 2,841 acres second crop against 13,108 acres and 2,124 acres respectively in 1924-25.

52. The gross revenue amounted to Rs. 39,729 and the working expenses to Rs. 1,749. The net revenue was thus Rs. 37,980 against Rs. 33,060 in the previous year. The profit after deducting interest charges was Rs. 16,095 which is 2.11 per cent on the capital outlay against 1.45 per cent in 1924-25.

No. 14, Poiney Anicut System.

53. No expenditure was incurred under capital account.

54. The outlay under 'Extensions and Improvements' and 'Maintenance and Repairs' was Rs. 2,559 and Rs. 15,905 respectively against Rs. 3,655 and Rs. 11,667 in 1924-25.

55. The area irrigated was 21,995 acres first crop and 8,512 acres second crop against 19,602 acres and 3,915 acres respectively in the previous year. The increase was due to timely freshes in the river. The extent of sugarcane cultivation was 33 acres against 87 acres in 1924-25.

56. The gross revenue amounted to Rs. 77,852 and the working expenses to Rs. 25,153. The net revenue was thus Rs. 52,699 against Rs. 19,302 in the previous year. Increase in cultivation under first and second crops and decrease in the amount of remissions granted contributed to the increase of revenue during the year. The profit after deducting interest charges was Rs. 41,815, equivalent to a return of 13.76 per cent on the capital outlay against 2.61 per cent in 1924-25.

No. 15, Cheyyar Anicut System.

57. The capital outlay during the year amounted to Rs. 13,153 which was incurred on the following works:—

(i) *Constructing a syphon across the Thethurai branch channel above the Illupai bridge and a culvert above the road.*—The work was completed at a cost of Rs. 1,185 against the estimate of Rs. 2,197.

(ii) *Combining the Thellur large and small tanks (estimate Rs. 20,880).*—The outlay during the year was Rs. 6,200 and to the end of the year Rs. 9,482. The work is in progress.

58. The expenditure under 'Extensions and Improvements' and 'Maintenance and Repairs' was Rs. 2,016 and Rs. 26,068 respectively against Rs. 2,671 and Rs. 21,612 in the previous year.

59. The area irrigated was 21,241 acres first crop and 14,482 acres second crop against 20,589 acres and 6,830 acres respectively in 1924-25. The large increase under second crop was due to the favourable character of the season. The extent of sugarcane cultivation was 94 acres against 43 acres in the previous year.

60. The gross revenue amounted to Rs. 75,722 and the working expenses to Rs. 38,207. The net revenue was thus Rs. 37,515 against Rs. 26,231 in the previous year. The profit after paying interest charges was Rs. 19,740, which is 3.82 per cent on the capital outlay against 1.64 per cent in 1924-25.

61. There were no floods of any importance during the year, but there was a slight overflow over the crest of the anicut on the 30th January 1926, when 1.50 feet of water passed over the crest against the recorded maximum of 12.90 feet on the 31st December 1903.

No. 16, Tirukkoyilur Anicut System.

62. There was no capital outlay during the year.

63. The expenditure under 'Extensions and Improvements' and 'Maintenance and Repairs' was Rs. 2,753 and Rs. 11,588 respectively against Rs. 2,464 and Rs. 12,470 in the previous year.

64. The area irrigated was 26,227 acres first crop and 5,766 acres second crop against 25,994 acres and 3,738 acres respectively in 1924-25.

65. The gross revenue and working expenses amounted to Rs. 76,797 and Rs. 16,740 respectively against Rs. 68,369 and Rs. 18,142 in the previous year. The profit after deducting interest charges was Rs. 47,035 equivalent to a return of 11.98 per cent on the capital outlay against 9.49 per cent in 1924-25.

66. The highest flood in the Ponnaiar during the year was 3.70 feet over the crest of the anicut on the 1st August 1925 against the recorded maximum of 11.70 feet on the 31st December 1903. The rainfall was above the average of the previous year. There was fairly heavy and continuous rainfall during the first two weeks of December 1925 with the result that the Ponnaiar and the Pombay rivers were in floods.

No. 17, Shatiatope Anicut System.

67. The capital outlay amounted to Rs. 2,031 which was incurred on 'Improvements to the Veeranam tank (Estimate Rs. 74,600). The work was started late in the year.

68. The expenditure under 'Extensions and Improvements' and 'Maintenance and Repairs' was Rs. 2,015 and Rs. 17,805 against Rs. 5,334 and Rs. 17,969 respectively in the previous year.

69. The area irrigated was 32,151 acres first crop and 2,793 acres second crop against 32,877 acres and 5,466 acres respectively in 1924-25. The fall under second crop was due to insufficient supply.

70. The gross revenue and working expenses amounted to Rs. 1,32,983 and Rs. 31,822 respectively against Rs. 1,44,383 and Rs. 39,256 in the previous year. The profit after deducting interest charges was Rs. 70,670 equivalent to a return of 7.25 per cent on the capital outlay against 7.68 per cent in 1924-25.

71. The highest flood level during the year was 11.00 feet over the crest of the anicut on 10th December 1925, against the recorded maximum of 19.50 feet in 1880. The supply from the Vellar was comparatively poor, but this was made up by good supply received from the Veeranam tank supplemented by the subsequent timely local rainfall. The season was thus generally favourable and the outturn of crops was good.

No. 18, Toludur (Wellington) Reservoir.

72. The total capital outlay on the project to the end of the year was Rs. 26,27,363 against the estimate of Rs. 32,10,000.

73. The expenditure under 'Extensions and Improvements' and 'Maintenance and Repairs' was Rs. 121 and Rs. 11,626 against Rs. 10 and Rs. 4,643 respectively in 1924-25.

74. The area irrigated was 11,944 acres first crop and 2,009 acres second crop against 8,317 acres and 1,152 acres respectively in the previous year.

75. The gross revenue and working expenses amounted to Rs. 73,528 and Rs. 19,971 respectively. The net revenue was Rs. 53,557. The deficit after paying interest charges was Rs. 54,529 which is 2.08 per cent on the capital outlay against 3.15 per cent in 1924-25.

76. The demand for water for the tail end lands was so great in August and September 1925 that supply had to be regulated carefully. The result was that there was no failure of water-supply. On the other hand there was extension of wet cultivation.

The highest level in the reservoir was 26.60 feet on the 5th February 1926 against 20.60 feet in the previous year. The season was favourable and there was excellent harvest in the project area.

No. 19, Mehamathur Anicut System.

77. No expenditure was incurred under capital account.

78. The outlay under 'Maintenance and Repairs' was Rs. 2,840 against Rs. 3,017 in 1924-25.

79. The area irrigated was 4,603 acres first crop and 157 acres second crop against 4,629 acres and 160 acres respectively in the previous year.

80. The gross revenue and working expenses amounted to Rs. 20,552 and Rs. 4,076 respectively against Rs. 20,661 and Rs. 4,606 in the previous year. The profit after deducting interest charges was Rs. 13,957 equivalent to a return of 13.56 per cent on the capital outlay against 17.97 per cent in 1924-25.

81. The north-east monsoon was more favourable than the south-west monsoon and rendered the agricultural operations successful. The highest flood was on the 23th January 1926 when it rose to 8.50 feet over the crest of the anicut against the highest recorded level of 9 feet on the 26th November 1920.

No. 20, Vriddhachalam Anicut System.

82. There was no capital outlay during the year.

83. The expenditure under 'Extensions and Improvements' and 'Maintenance and Repairs' was Rs. 294 and Rs. 5,359 respectively against Rs. 1,031 and Rs. 5,075 in the previous year.

84. The area irrigated was 8,825 acres first crop and 481 acres second crop against 8,574 acres and 124 acres respectively in 1924-25.

85. The gross revenue and working expenses amounted to Rs. 32,321 and Rs. 9,445 respectively against Rs. 31,924 and Rs. 10,615 in 1924-25. The profit after deducting interest charges was Rs. 20,077 equivalent to a return of 23.16 per cent, on the capital outlay against 21.35 per cent in the previous year.

86. The supply from the river was poor but no scarcity was felt owing to timely local rainfall. The season was generally favourable and the agricultural operations were carried on successfully.

No. 21, Pelandorai Anicut System.

87. The capital outlay during the year amounted to Rs. 762 which was incurred on 'Improvements to the outlet of the Pelandorai main channel' (Estimate Rs. 3,920).

88. The outlay under 'Extensions and Improvements' and 'Maintenance and Repairs' amounted to Rs. 7,199 and Rs. 10,599 respectively against Rs. 1,148 and Rs. 12,004 in the previous year.

89. The area irrigated was 12,336 acres first crop and 280 acres second crop against 12,454 acres and 278 acres respectively in 1924-25. The extent of sugarcane cultivation was 108 acres against 109 acres in the previous year.

90. The gross revenue and working expenses amounted to Rs. 53,745 and Rs. 27,186, respectively, against Rs. 54,225 and Rs. 21,995 in 1924-25. The profit after deducting interest charges was Rs. 4,546 equivalent to a return of 0.66 per cent on the capital outlay against 1.44 per cent in the previous year.

91. The highest flood level was 10 feet over the crest of the anicut on the 10th December 1925 against the maximum of 22.50 feet recorded on the 10th November 1913. The season was favourable and the agricultural operations were carried on successfully.

No. 22, Lower Coleroon Anicut System.

92. The capital outlay during the year amounted to Rs. 82,625 which was incurred chiefly on the following works, which were started during the year:—

(1) *Improvements to the Khan Sahib Canal at Ammapet* (Estimate Rs. 7,250).—The outlay was Rs. 1,987.

(2) *Improvements to the Veeranam tank* (Estimate Rupees 1,65,400).—The outlay was Rs. 1,000.

(3) *Improvements to the Vadavar* (Estimate Rs. 2,01,000).—The outlay was Rs. 33,606.

(4) *Improvements to the Vettu Voikal* (Estimate Rs. 74,500).—The outlay was Rs. 19,319.

93. The expenditure under 'Extensions and Improvements' and 'Maintenance and Repairs' was Rs. 33,520 and Rs. 1,65,967 respectively against Rs. 1,44,295 and Rs. 2,10,657 in 1924-25. Heavy expenditure was incurred in the previous year in closing the breaches caused by the floods of July 1924.

94. The area irrigated was 109,453 acres first crop and 6,568 acres second crop against 108,473 acres and 5,403 acres respectively in the previous year.

95. The gross revenue and working expenses amounted to Rs. 4,25,742 and Rs. 2,75,493 respectively against Rs. 4,15,031 and Rs. 4,68,419 in 1924-25. The net revenue was thus Rs. 1,50,249 against a deficit of Rs. 53,418 in the previous year. The profit after deducting interest charges was Rs. 85,916, which is 4.24 per cent on the capital outlay.

96. The season was favourable due to good supply from the Coleroon during the south-west monsoon and subsequent timely rainfall. The unusually heavy rains in January 1926 though somewhat unfavourable to the crops awaiting harvest, did not materially affect the yield. The maximum flood level at the Lower anicut was 10.85 feet on the 19th July 1925, the previous recorded maximum being 18.85 feet on the 28th July 1924.

No. 23, Cauvery Delta System.

97. The capital outlay during the year amounted to Rs. 6,72,219 which was incurred chiefly on the following works:—

(1) *Improvements to the lower reaches of the Cauvery from the infall of the Ayyavayyanar to the sea (Estimate Rs. 2,63,000).*—The outlay during the year was Rs. 1,00,037 and to the end of the year Rs. 1,37,419.

(2) *Converting the Pulivalam dam across the Kattar into a regulator.*—The work was completed at a cost of Rs. 13,726 against the estimate of Rs. 16,300.

(3) *Improvements to the Jambu Cauvery (Estimate Rupees 50,000).*—The outlay during the year was Rs. 26,519 and to the end of the year Rs. 34,452.

(4) *Reconstructing the Thoppadanaveli dam.*—The work was completed at a cost of Rs. 58,488 against the estimate of Rs. 90,000.

(5) *Providing new scouring sluices to the Grand Anicut (Estimate Rs. 2,78,000).*—The outlay to the end of the year was Rs. 2,74,165.

(6) *Constructing a road dam between 14/1 and 16/1 of the Cauvery left bank above the Grand Anicut (Estimate Rs. 4,64,000).*—The outlay to the end of the year was Rs. 1,37,782. The road dam is intended to surplus abnormal floods in the Cauvery into the Coleroon and thus minimize the danger of the flood bank breaching.

(7) *Constructing a bed regulator in the Cauvery above the Grand Anicut (Rs. 2,32,600).*—The work was started during the year and the outlay was Rs. 1,35,218. The work is intended to silt up the deep scour in front of the Grand Anicut and to remove the silting up of the bed in front of the Vennar regulator with the help of the new scouring sluices under construction.

98. *Working expenses—(a) Extensions and improvements.*—The expenditure was Rs. 1,45,339 against Rs. 36,479 in 1924-25 and Rs. 90,180, the average of the previous triennium. The increase was due to the execution of certain special works such as the raising and widening of the road from Tiruverambur to Grand Anicut, the improvements to the old Vennar head and the restoration of the Uthamaseri bridge.

(b) *Maintenance and Repairs.*—The outlay was Rs. 5,41,750 against Rs. 6,05,146 in the previous year and Rs. 4,67,769, the average of the triennium ending 1924-25.

99. The area irrigated was as shown below :—

Crop.	Average of the triennium ending 1924-25.		During	
	ACS.		1924-25.	1925-26.
First crop	880,641	862,176	886,990	
Second crop	88,032	83,383	91,296	

100. The gross revenue was Rs. 17,77,214 against Rs. 13,46,186 in 1924-25 and Rs. 14,26,530, the average of the previous triennium. The working expenses amounted to Rs. 8,09,740 against Rs. 7,29,080 in the previous year and Rs. 6,76,270, the average of the triennium ending 1924-25. The net revenue of the year was Rs. 9,67,474 against Rs. 6,17,106 in 1924-25 and Rs. 75,260, the average of the previous triennium. The profit after deducting interest charges amounted to Rs. 7,70,834 which is 13.21 per cent on the capital outlay against 8.47 per cent in 1924-25 and 20.10 per cent in 1923-24.

101. The season was on the whole favourable except for the unusually heavy rains in January 1926 at the time of harvest which caused some damage to the crops. The conditions under the system disturbed by the floods of 1924 became normal during the year.

No. 24, Nandiyar Channel System.

102. No expenditure was incurred under Capital account.

103. The outlay under 'Maintenance and repairs' was Rs. 8,670 against Rs. 14,591 in 1924-25. Heavy expenditure was incurred in the previous year in repairing the damage caused by floods.

104. The area irrigated was 6,664 acres first crop and 2,379 acres second crop against 6,684 acres and 779 acres respectively in 1924-25. The increase under second crop was due to the favourable character of the season.

105. The gross revenue and working expenses amounted to Rs. 10,989 and Rs. 7,485 respectively against Rs. 3,021 and Rs. 14,294 in the previous year. The net revenue for the year was thus Rs. 3,504 against a deficit of Rs. 11,273 in 1924-25. The profit after deducting interest charges amounted to Rs. 1,371 which is 2.09 per cent on the capital outlay.

No. 25, Kattalai Scheme.

106. The proposal is to form two canals, one on each bank of the Cauvery river, to pick up all the korambu channels with permanent heads taking off on either side. The work immediately required is the South (Right) bank canal taking off from the right bank of the river at the Kattalai ferry for a length of 19 miles and this was in progress during the year. The channel is intended to pick up all the existing channels down to the Wyacondan channel and is designed to irrigate 40,000 acres, the combined ayacut of the Marudur Nattu voikal, the Wyacondan and other minor korambu channels. A preliminary estimate amounting to Rs. 6½ lakhs was approved in May 1925. Detailed estimates were under preparation. The other works connected with the scheme are the North (Left) bank canal, a high level channel branching off from the seventh mile of the South (Right) bank canal at Lalapet to irrigate about 10,000 acres of new irrigation, and a bed regulator. The North bank canal and the high level channel were being investigated and estimates for the bed regulator were under preparation. The outlay on the project during the year was Rs. 5.78 lakhs.

No. 26, Cauvery-Mettur Project.

107. The sanction of the Secretary of State to the estimate for this project amounting to Rs. 6.12 crores was received in March 1925. The inaugural ceremony was performed by His Excellency the Governor on the 20th July 1925.

108. The project provides for a large masonry dam at Mettur on the Cauvery, 35 miles north of Erode, the object of which is to store the flood waters of the river, passing them down to the delta as and when required. The lake formed by the dam will be about 100 miles round extending 34 miles up the river to the Hogenkal Falls and submerging an area of 55 square miles and having an effective capacity of 93,500 millions cubic feet. The main canal taking off from the right bank of the Cauvery above the Grand Anicut will be about 80 miles long. The scheme also includes the

improvement of, and extension of the irrigation under, the Vadavar in the Cauvery delta. The project provides for 301,000 acres of newly irrigated first crop and 90,000 acres of second crop, and will in addition effectively protect the existing irrigation from the fluctuations of supply which have proved so troublesome in the past. The net annual revenue anticipated is Rs. 46½ lakhs, representing a return of 7½ per cent on the capital expenditure, while the annual value of crops irrigated will be about 5½ crores of rupees. The time for construction allowed in the estimate is ten years. It is hoped by the adoption of modern methods and modern plant and machinery to considerably reduce this period.

109. *Staff.*--A special Superintending Engineer and four Executive Engineers with the requisite staff were posted for the project works. A temporary Collector and nine Deputy Collectors were also posted for land acquisition.

110. *Progress of Works.*--During the year under review preliminary and preparatory works in connection with the project were in progress at the head works such as the construction of a good road from Erode to Mettur, arrangements for the construction of buildings for providing accommodation for the project staff, the Cauvery bridge below the dam site, the collection of sand, the investigation of the alignments of the dam and the coffer dam works, etc.

The main work done in the Canal system was the alignment of canals and channels and the demarcating of the canals so aligned after submitting the preliminary notifications for the land required. About 51 miles of the Grand Anicut canal and 106 miles of branch canals and distributaries were aligned during the year. Construction work on some of the inspection bungalows along the Grand Anicut canal and the Vadavar system was started during the year.

111. The Superintending Engineer (Mr. Stoney) considered that another line about a mile north of the sanctioned dam line would be more advantageous as it would afford considerable surplusing facilities to deal with floods such as that of the year 1924. Dr. Smeeth, lately the head of the Geological Branch of the Mysore Administration, whose opinion was invited in the matter, examined the sites and pronounced in favour of the site recommended by the Superintending Engineer. This was approved of by Government. In connection with the purchase of plant and machinery required for the project, Mr. W. P. Roberts, Executive Engineer in charge of the Workshops and Machinery, was placed on deputation to England to settle a scheme of aerial ropeways or other means for the construction of the dam.

112. The outlay on the project during the year was Rs. 8.68 lakhs (inclusive of direct and indirect charges).

No. 27, Periyar System.

113. The capital outlay during the year was Rs. 10,636 which was incurred chiefly on the following works:—

(1) *Providing means of irrigation to the Tamaraikulam and Pallankulam tank beds.*—The work was completed at a cost of Rs. 8,108 against the estimate of Rs. 9,300.

(2) *Excavating a supply channel to the Inam Sithalangudi tank.*—The work was completed at a cost of Rs. 8,337 against the estimate of Rs. 5,970.

114. *Working expenses—(a) Extensions and Improvements.*—The expenditure was Rs. 2,05,613 against Rs. 15,092 in 1924-25. The increase was due to the execution of urgent protective works to the Periyar dam.

(b) *Maintenance and Repairs.*—The outlay was Rs. 1,49,103 against Rs. 1,26,725 in the previous year. The increase was due to the execution of certain important works. The amount includes Rs. 42,965 annually paid to the Travancore Darbar for the land occupied by the Periyar lake.

115. The area irrigated compares as shown below:—

Crop.	Average of the triennium ending 1924-25.	During	During
		1924-25.	1925-26.
	ACS.	ACS.	ACS.
First crop	131,379	131,959	131,884
Second crop	49,610	52,399	50,235

116. The gross revenue and working expenses amounted to Rs. 8,92,209 and Rs. 4,62,971 respectively against Rs. 9,01,893 and Rs. 1,84,491 in 1924-25. The net revenue was thus Rs. 4,29,238 against Rs. 7,17,402 in the previous year. The fall was due to the heavy expenditure incurred under working expenses. The profit after deducting interest charges amounted to Rs. 82,819 which is 0.77 per cent on the capital outlay against 3.45 per cent in 1924-25 and 3.01 per cent in 1923-24.

117. The season was on the whole favourable and the general condition of the crops was good. The highest flood in the Vaigai during the year was recorded at Peranai on 9th November 1925. The front reading of the regulator, with ten shutters opened clear, was 14.0 feet and the rear reading was 13.50 feet. The Periyar lake rose very rapidly in November approximately 10 feet in one day. The head sluice was opened for irrigation at lake level 137.55 on 23rd June 1925 and was closed on 27th March 1926. The highest level in the Periyar lake was 152.05 on the 22nd November 1925.

No. 28, Srivaikuntam Anicut System.

118. There was no expenditure under capital account.

119. The outlay under 'Extensions and Improvements' and 'Maintenance and Repairs' amounted to Rs. 66,287 and Rs. 88,727 respectively against Rs. 7,972 and Rs. 3,72,416 in 1924-25. The increase under 'Extensions and Improvements' was due to the write-back of outlay incurred under 'Maintenance and Repairs' before March 1925 on the improvements to the right flood bank of the Tambraparni river.

120. The area irrigated was 24,722 acres first crop and 15,005 acres second crop against 25,189 acres and 18,016 acres respectively in the previous year.

121. The gross revenue amounted to Rs. 1,55,508 and the working expenses to Rs. 1,99,506. There was thus a deficit of Rs. 43,998 or 2.48 per cent on the capital outlay against Rs. 3,08,832 or 17.4 per cent in 1924-25.

122. There were floods in the Tambraparni river in November 1925 and February 1926, as a result of which a large extent of wet lands under the system was silted up and rendered unfit for cultivation. This led to the grant of large remissions with the result that there was a fall in revenue.

The highest flood in the Tambraparni was recorded on 9th November 1925, the depth over the Srivaikuntam anicut crest being 13 feet. The highest recorded depth was 14 feet on the 17th December 1923.

No. 29, Marudur Anicut System.

123. The capital outlay during the year amounted to Rs. 2,676 which was incurred on the improvements to the high level tanks under the Marudur Kilakal channel (Estimate Rs. 7,060).

124. The expenditure under 'Extensions and Improvements' and 'Maintenance and Repairs' amounted to Rs. 1,128 and Rs. 34,888 against Rs. 1,521 and Rs. 72,857 respectively in 1924-25.

125. The area irrigated was 17,504 acres first crop and 14,407 acres second crop against 17,511 acres and 15,625 acres respectively in the previous year.

126. The gross revenue and working expenses amounted to Rs. 48,885 and Rs. 45,062 respectively against Rs. 97,106 and Rs. 90,887 in 1924-25. The profit after deducting interest charges was Rs. 52,076 representing a return of 95.58 per cent on the capital outlay against 8.76 per cent in the previous year.

CHAPTER IV—WORKS FOR WHICH CAPITAL AND REVENUE ACCOUNTS ARE KEPT.

A.—IRRIGATION WORKS—UNPRODUCTIVE.

No. 30, Rushikulya System.

The capital outlay during the year amounted to Rs. 13,855 which was incurred on the following works. Items 2, 3 and 4 were started during the year:—

(1) *Providing automatic shutters to the Gumsur Anicut (Estimate Rs. 20,700).* The outlay during the year was Rs. 3,557 and to the end of the year Rs. 14,917.

(2) *Providing 3 feet falling shutters to the Gulleri Anicut (Estimate Rs 4,720).* The outlay during the year was Rs. 2,551.

(3) *Providing a rough stone escape at 1 furlong 330 feet of the 16th distributary of the Rushikulya canal (Estimate Rs. 2,390).* The outlay during the year was Rs. 1,859.

(4) *Providing a rough stone paving to the outlet of the 16th distributary of the Rushikulya canal (Estimate Rs. 1,560).* The outlay during the year was Rs. 500.

2. The expenditure under 'Extensions and Improvements' and 'Maintenance and Repairs' was Rs. 8,880 and Rs. 63,738 respectively against Rs. 13,550 and Rs. 81,798 in the previous year.

3. The area irrigated was 108,083 acres first crop and 1,361 acres second crop against 107,805 acres and 1,247 acres respectively in 1924-25. The extent of sugarcane cultivation was 452 acres against 542 acres in the previous year.

4. The gross revenue and working expenses amounted to Rs. 1,92,357 and Rs. 1,12,821 against Rs. 1,91,648 and Rs. 1,52,635 respectively in 1924-25. The net revenue was therefore Rs. 79,536 which represents a return of 1.53 per cent on the capital outlay against 0.75 per cent in the previous year.

5. The average rainfall in the catchment area was 72.47 inches against 57.53 inches in the previous year and gauges were read at three stations, the quantity recorded being 41.51 inches during the south-west monsoon and 15.84 inches during the north-east monsoon. As the rainfall during the year was timely and equally distributed over the entire irrigation season, there was no necessity to open the Surada reservoir and the Russellkonda reservoir was kept open only for a short period to supplement the supply in the Mahanadi and the Rushikulya canals.

No. 31, Nagavalli River System.

6. The capital outlay during the year was Rs. 237 which was incurred on the excavation of the Kottagumadu field distributary.

7. The expenditure under 'Extensions and Improvements' and 'Maintenance and Repairs' amounted to Rs. 1,172 and Rs. 14,894 respectively against Rs. 1,192 and Rs. 14,942 in the previous year.

8. The area irrigated was 25,664 acres first crop and 463 acres second crop against 25,618 acres and 1,841 acres respectively in 1924-25. The extent of sugarcane cultivation was 44 acres against 49 acres in the previous year.

9. The gross revenue amounted to Rs. 81,043 and the working expenses to Rs. 23,632. The net revenue was therefore Rs. 57,411 which represents a return of 3.33 per cent on the capital outlay against 3.33 per cent in 1924-25.

10. The rainfall during the year was sufficient and timely and the season was favourable. The outturn of crop was good.

No. 32, Muniyeru System.

11. There was no expenditure under capital account.

12. The outlay under 'Extensions and Improvements' and 'Maintenance and Repairs' amounted to Rs. 34 and Rs. 5,310 respectively against Rs. 199 and Rs. 6,565 in 1924-25.

13. The area irrigated was 6,560 acres first crop and 7 acres second crop against 6,271 acres and 10 acres respectively in the previous year.

14. The gross revenue and working expenses amounted to Rs. 25,190 and Rs. 8,754 respectively. The net revenue was therefore Rs. 16,436 or 2.73 per cent on the capital outlay against 2.16 per cent in 1924-25.

No. 33, Peddanayudu Tank of Chinnaraopalem.

15. There was no expenditure under capital account.

16. The outlay under 'Extensions and Improvements' and 'Maintenance and Repairs' amounted to Rs. 5 and Rs. 9 respectively against Rs. 50 and Rs. 137 in 1924-25.

17. There was no irrigation under the tank during the year as the tank breached during the cyclone of May 1925.

18. The net revenue after deducting working expenses amounted to Rs. 880 or 1.39 per cent on the capital outlay against

Rs. 3,180 or 5.01 per cent in the previous year. There was no irrigation revenue during the year for the reason given in paragraph 17 above.

19. The question of the restoration of the tank is under consideration.

No. 34, Bhrugubhanda Project.

20. The work has been ordered to be taken up only when necessity for famine relief arises and has therefore not been commenced.

No. 35, Jangamaheswarapuram Tank.

21. No expenditure was incurred under capital account.

22. The outlay under 'Extensions and Improvements' and 'Maintenance and Repairs' was Rs. 6 and Rs. 79 respectively against Rs. 33 and Rs. 80 in 1924-25.

23. The area irrigated was 511 acres first crop and 23 acres second crop against 751 acres and 99 acres respectively in the previous year.

24. The net revenue after deducting working expenses amounted to Rs. 1,038 or 1.45 per cent on the capital outlay against Rs. 1,288 or 1.80 per cent in 1924-25.

No. 36, Atmakur Tank.

25. There was no outlay under capital account.

26. The expenditure under 'Maintenance and Repairs' was Rs. 426 against Rs. 369 in 1924-25.

27. The area irrigated was 759 acres first crop and 3 acres second crop against 737 acres and 63 acres respectively in the previous year.

28. The net revenue after deducting working expenses was Rs. 978 or 0.79 per cent on the capital outlay against Rs. 987 or 0.80 per cent in 1924-25.

No. 37, Dondapad Tank.

29. No expenditure was incurred under capital account and working expenses.

30. The area irrigated was 255 acres first crop and 77 acres second crop against 254 acres and 3 acres respectively in the previous year.

31. The net revenue after deducting working expenses was Rs. 1,131 or 0·81 per cent on the capital outlay against Rs. 825 or 0·59 per cent in 1924-25.

No. 38, Bhavanasi Tank.

32. The capital outlay amounted to Rs. 1,144 which was incurred on planting casuarina trees on the right bank of the Bhavanasi irrigation channel between 3/6 and 5/0. The work was completed at a cost of Rs. 3,445 against the estimate of Rs. 4,800.

33. The expenditure under "Extensions and improvements" and "Maintenance and repairs" was Rs. 80 and Rs. 3,550 respectively against Rs. 3,899 under the latter head in 1924-25.

34. The area irrigated was 399 acres first crop and 233 acres second crop against 380 acres and 81 acres respectively in the previous year. The fall in 1924-25 was due to a decrease in the extent of dry lands irrigated as owing to the favourable character of the season there was not much necessity for the use of tank water.

35. The gross revenue and working expenses amounted to Rs. 4,902 and Rs. 5,501 respectively. There was a deficit of Rs. 599 or 0·23 per cent of the capital outlay against 27, '8 or 1·04 per cent in 1924-25.

No. 39, Mopad Reservoir.

36. There was no capital outlay during the year.

37. The expenditure under "Maintenance and repairs" was Rs. 4,955 against Rs. 7,463 in the previous year.

38. The area irrigated was 4,985 acres first crop and 1,368 acres second crop against 2,401 acres and 803 acres respectively in 1924-25. Extension of irrigation is noticeable under the system during the year.

39. The gross revenue and working expenses amounted to Rs. 45,095 and Rs. 2,334 respectively. The net revenue was thus Rs. 35,761 which is 1·56 per cent on the capital outlay against Rs. 11,340 or 0·49 per cent in the previous year.

No. 40, Hajipuram Tank.

40. No expenditure was incurred under capital account.

41. The outlay under "Extensions and improvements" and "Maintenance and repairs" was Rs. 262 and Rs. 203 respectively against Rs. 22 and Rs. 64 in 1924-25.

42. The area irrigated was 761 acres first crop and 594 acres second crop against 603 acres and 242 acres respectively in the previous year.

43. The net revenue amounted to Rs. 4,423 or 1·42 per cent on the capital outlay against Rs. 3,669 or 1·18 per cent in the previous year.

No. 41, Ponnalur Tank.

44. A small outlay of Rs. 6 was incurred under capital account.

45. The expenditure under "Extensions and improvements" and "Maintenance and repairs" was Rs. 1,100 and Rs. 205 respectively against Rs. 19 and Rs. 300 in 1924-25.

46. The area irrigated was 804 acres first crop and 163 acres second crop against 860 acres and 217 acres respectively in the previous year.

47. The net revenue was Rs. 2,963 or 1·36 per cent on the capital outlay against Rs. 4,302 or 1·97 per cent in 1924-25.

No. 42, Anamasamudram-Beraperu Tank.

48. No expenditure was incurred under capital account and working expenses.

49. The area irrigated was 1,010 acres first crop and 298 acres second crop against 1,002 acres and 3 acres respectively in 1924-25.

50. The net revenue was Rs. 2,235 or 3·04 per cent on the capital outlay against Rs. 1,035 or 1·41 per cent in the previous year.

No. 43, Yerur Tank.

51. There was no expenditure under capital account.

52. The outlay under "Extensions and improvements" was Rs. 235.

53. The area irrigated was 1,516 acres first crop against 1,490 acres in the previous year.

54. The net revenue was Rs. 3,151 or 4·97 per cent on the capital outlay against Rs. 2,283 or 3·60 per cent in 1924-25.

No. 44, Sagileru System.

55. No expenditure was incurred under capital account.

56. The outlay under "Maintenance and repairs" was Rs. 2,131 against Rs. 2,200 in the previous year.

57. The area irrigated was 4,103 acres first crop and 1,494 acres second crop against 4,466 acres and 1,646 acres respectively in 1924-25.

58. The net revenue was Rs. 4,523 or 0·97 per cent on the capital outlay against Rs. 5,373 or 1·16 per cent in the previous year.

No. 45, Markapur Tank.

59. The capital outlay during the year amounted to Rs. 5,004 which was incurred on "Improvements to No. 1 distributary" (Estimate, Rs. 7,618).

60. The outlay under "Extensions and improvements" and "Maintenance and repairs" was Rs. 44 and Rs. 1,748 against an expenditure of Rs. 1,450 under the latter head in the previous year.

61. The area irrigated was 1,523 acres first crop and 590 acres second crop against 1,557 acres and 524 acres respectively in 1924-25.

62. The net revenue was Rs. 2,353 or 1.86 per cent on the capital outlay against Rs. 2,458 or 1.99 per cent in the previous year.

No. 46, Yellanur Tank.

63. There was no expenditure under capital account.

64. The outlay under "Maintenance and repairs" was Rs. 89 against Rs. 1,649 in the previous year.

65. The area irrigated was 875 acres first crop and 68 acres second crop against 725 acres of first crop in 1924-25.

66. The net revenue was Rs. 4,096 or 1.52 per cent on the capital outlay against a deficit of Rs. 1,024 or 0.38 per cent in the previous year.

No. 47, Kocheruvu Tank.

67. There was no outlay under capital account.

68. The expenditure under "Maintenance and repairs" was Rs. 510 against Rs. 406 in the previous year.

69. The area irrigated was 149 acres first crop and 25 acres second crop against 141 acres and 12 acres respectively in 1924-25.

70. There was a deficit of Rs. 1,035 or 0.76 per cent of the capital outlay against Rs. 1,113 or 0.82 per cent in the previous year.

No. 48, Siddapur Tank.

71. There was no capital outlay during the year.

72. The expenditure under "Maintenance and repairs" was Rs. 1,030 against Rs. 1,729 in 1924-25.

73. The area irrigated was 295 acres first crop against 352 acres in the previous year.

74. There was a deficit of Rs. 308 or 0.04 per cent on the capital outlay against Rs. 1,352 or 0.17 per cent in 1924-25.

No. 49, Nagavaram Anicut and Supply Channel.

75. No expenditure was incurred under capital account and working expenses.

76. The area irrigated was 620 acres first crop and 465 acres second crop against 619 acres and 419 acres respectively in 1924-25.

77. The net revenue amounted to Rs. 2,013 or 1.83 per cent on the capital outlay against Rs. 1,764 or 1.61 per cent in the previous year.

No. 50, Venkatapuram Tank.

78. No expenditure was incurred under capital account.

79. The outlay under "Maintenance and repairs" was Rs. 401 against Rs. 452 in 1924-25.

80. The area irrigated was 189 acres first crop and 29 acres second crop against 149 acres of first crop in the previous year.

81. The net revenue was Rs. 179 or 0.05 per cent on the capital outlay against a deficit of Rs. 123 or 0.03 per cent in 1924-25.

No. 51, Kurnool-Cuddapah Canal.

82. The capital outlay during the year amounted to Rs. 918, which was incurred chiefly on the restoration of the Mutherlapad channel. This work was completed at a cost of Rs. 8,705 against the estimate of Rs. 9,550.

83. The expenditure under "Extensions and improvements" and "Maintenance and repairs" was Rs. 42,801 and Rs. 74,875 respectively against Rs. 9,971 and Rs. 90,821 in the previous year. The increase under the former head was due to improvements to the down stream apron of the Penner anicut carried out during the year.

84. Particulars of navigation receipts and charges, ton-mileage and value of goods carried on the canal are given in Statistical statement D-I.

85. The area irrigated was 67,553 acres first crop and 7,778 acres second crop against 76,606 acres and 9,730 acres respectively in 1924-25. The fall was owing to orders issued that water would be supplied only to those irrigable dry lands irrigated with canal water without interruption during the previous three faslis.

86. The gross revenue and working expenses amounted to Rs. 3,26,199 and Rs. 1,74,232 against Rs. 3,42,378 and Rs. 1,51,420 in the previous year. The net revenue during the year was Rs. 1,51,967 which represents a return of 0.65 per cent on the capital outlay against 0.82 per cent in 1924-25.

No. 52, Thippayapalem Project.

87. Preliminary works were in progress during the year, such as the acquisition of land, the erection of temporary sheds for the establishment and store and the purchase of plant and machinery. Some more acquisition of land than that contemplated in the beginning was found necessary and a revised estimate was submitted to Government. In view of the increase of cost in land acquisition and consequent reduction in the anticipated return, the question whether the project should be continued or given up was under consideration and further work was stopped temporarily pending final decision in the matter. The outlay on the project during the year was Rs. 62,709 and to the end of the year Rs. 82,995.

No. 53, Barur Tank.

88. There was no expenditure under capital account.

89. The outlay under "Extensions and improvements" and "Maintenance and repairs" was Rs. 452 and Rs. 2,872 respectively against an expenditure of Rs. 3,574 under the latter head in the previous year.

90. The area irrigated was 3,233 acres first crop and 784 acres second crop against 3,598 acres and 1,644 acres respectively in 1924-25. The decrease was due to want of timely and adequate supply owing to the unfavourable character of the season.

91. The gross revenue and working expenses amounted to Rs. 11,473 and Rs. 5,086 against Rs. 18,569 and Rs. 6,157 respectively in the previous year. The net revenue was therefore Rs. 6,387 which represents a return of 1.44 per cent on the capital outlay against 2.80 per cent in 1924-25.

92. The highest flood in the Ponnier was 1.25 feet over the crest of the Nedungal anicut on the 20th September 1925 against the maximum recorded flood of 11.78 feet in 1903.

No. 54, Kaniyampalayam Anicut.

93. There was no expenditure under capital account.

94. The outlay under "Maintenance and repairs" was Rs. 7,602 against Rs. 1,036 in the previous year.

95. The area irrigated was 169 acres first crop against 133 acres in 1924-25.

96. There was a deficit of Rs. 6,545 or 5.98 per cent on the capital outlay against a net revenue of Rs. 2,467 or 1.92 per cent in the previous year.

No. 55, Madras Water-supply and Irrigation System.

97. There was no expenditure under capital account.

98. The outlay under "Extensions and improvements" and "Maintenance and repairs" was Rs. 1,153 and Rs. 13,455 respectively against Rs. 583 and Rs. 18,345 in 1924-25.

99. The area irrigated was 7,527 acres first crop and 3,753 acres second crop against 7,535 acres and 1,162 acres respectively in the previous year. The increase was due to the favourable character of the season.

100. The net revenue amounted to Rs. 38,655 equivalent to a return of 2.12 per cent on the capital outlay as compared with Rs. 23,700 or 1.30 per cent in 1924-25. The miscellaneous revenue including that from the water-supply to the town amounted to Rs. 35,146 against Rs. 31,863 in the previous year.

No. 56, Vallur Anicut System.

101. No expenditure was incurred under capital account.

102. The outlay over "Maintenance and repairs" was Rs. 1,583 against Rs. 1,507 in the previous year.

103. The area irrigated was 5,195 acres first crop and 365 acres second crop against 5,067 acres and 184 acres respectively in 1924-25.

104. The net revenue amounted to Rs. 4,653 which represents a return of 6.10 per cent on the capital outlay against Rs. 2,861 or 3.75 per cent in the previous year.

No. 57, Panjapatti Reservoir.

105. There was no capital outlay during the year.

106. The expenditure under "Maintenance and repairs" was Rs. 406 against Rs. 329 in the previous year.

107. The area irrigated was 15 acres first crop and 23 acres second crop against 31 acres and 22 acres respectively in 1924-25.

108. The net revenue amounted to Rs. 335 which is 0.10 per cent on the capital outlay against Rs. 545 or 0.16 per cent in the previous year.

CHAPTER V—WORKS FOR WHICH CAPITAL AND REVENUE ACCOUNTS ARE KEPT.

B.—NAVIGATION, EMBANKMENT AND DRAINAGE WORKS—UNPRODUCTIVE.

No. 58, Ganjam-Gopalpur Canal.

1. The gross receipts amounted to Rs. 78 and the working expenses to Rs. 445. There was a deficit of Rs. 367 or 0.24 per cent of the capital outlay against Rs. 192 or 0.12 per cent in the previous year.

No. 59, Buckingham Canal.

2. The canal which is 262 miles long is intended solely for navigation.

3. (i) *Extensions and improvements.*—The expenditure was Rs. 1,278 against Rs. 2,079 in 1924-25.

(ii) *Maintenance and repairs.*—The outlay was Rs. 2,41,537 against Rs. 2,33,283 in the previous year and Rs. 2,10,229, the average of the triennium ending 1924-25. Heavy expenditure was incurred on the clearance of silt in the canal and on special repairs to locks.

4. The "Navigation receipts," "ton-mileage" and "number of passengers" compare as shown below with those of the previous year:—

		1925-26.	1924-25.
Receipts	Rs.	76,183	77,937
Ton-mileage		5,896,156	3,238,419
Value of goods	Rs.	45,42,948	41,85,864
Number of passengers ...		82,492	106,584

5. The gross revenue and working expenses are compared with those for 1924-25 and the averages of the previous triennium:—

	Average of the trien- nium ending 1924-25.	During 1924-25	During 1925-26.
	RS.	RS.	RS.
Gross receipts	77,648	80,204	77,776
Working expenses	2,99,200	3,31,660	3,36,915
Net revenue	— 2,21,552	— 2,51,456	— 2,59,139

No. 60, Vedaranniyam Canal.

6. The canal is 34½ miles long. The second, third and fourth reaches are maintained by the Public Works Department and the first and fifth reaches by the Marine and Salt Departments, respectively, as they are required in the interests of those departments. The gross receipts amounted to Rs. 1,029 and the working expenses to

Rs. 3,861. There was thus a loss of Rs. 2,932 on the working of the canal during the year against Rs. 1,709 in the previous year.

CHAPTER VI—WORKS FOR WHICH CAPITAL AND REVENUE ACCOUNTS ARE NOT KEPT.

(1) IRRIGATION WORKS.

1. The number of works in this class during the year was as shown below :—

	Channels.	Tanks.	Other works.	Total.
In charge of Public Works Department ...	488	2,851	5	3,344
In charge of Revenue Department ...	5,641	25,091	1,446	32,178
Total ...	6,129	27,942	1,451	35,522

2. The area irrigated by, the outlay incurred on and the revenue derived from works of this class are dealt with in paragraph 9 of Chapter II.

3. The subjoined statement shows the details of the outlay during the year :—

Statement showing the outlay incurred in 1925-26 on "Works for which neither Capital nor Revenue Accounts are kept—Irrigation Works" (old class III works) by minor heads.

	Ordinary minor works		Old maintenance charges.	Tank Restoration Scheme works.	Total.
	Public Works Department works.	Revenue Department works in charge of Public Works officers.			
	RS.	RS.	RS.	RS.	RS.
Works	84,452	4,559	89,011
Extensions and improvements.	99,757	3,757	41,957	..	1,46,471
Maintenance and repairs.	9,58,931	11,103	2,08,038	3,16,935	14,95,068
Establishment	3,32,481	5,952	72,872	1,05,154	5,14,462
Tools and plant	6,728	212	1,300	3,307	11,547
Miscellaneous expenditure	* 3,19,002	* 3,19,002
Total ..	18,01,414	25,583	3,24,167	4,23,397	25,74,561
Add outlay incurred by Civil officers on minor irrigation works.	7,55,830
Grand Total	33,30,397

* Establishment, Rs. 1,05,965; tools and plant, Rs. 35; other charges, Rs. 2,12,818 and loss by exchange, Rs. 181.

4. The following important works were carried out during the year :—

Ganjam Division.

(1) *Improvements to the Khorasaghi ghai of Mangalapore (Estimate, Rs. 17,400).*—The outlay during the year was Rs. 3,096 and to the end of the year Rs. 16,105.

Vizagapatam Division.

(2) *Diversion of the Gokivadagedda above the Kalavalapalle anicut (Estimate, Rs. 27,780).*—The outlay to the end of the year was Rs. 15,791. The work is in progress.

(3) *Constructing a masonry dam across the Chikadagedda (Estimate, Rs. 11,200).*—The outlay during the year was Rs. 709 and to the end of the year Rs. 10,792.

Godavari Western Division.

(4) *Restoring the Jammicheruvu of Makkinarigudem (Estimate, Rs. 57,000).*—The outlay during the year was Rs. 5,000 and to the end of the year Rs. 9,902. The work is in progress.

Nellore Division.

(5) *Improvements to the Chagollu tank (Estimate, Rupees 41,350).*—The outlay during the year was Rs. 16,039. The work is in progress.

Chingleput Division.

(6) *Improvements to the channel from sluice No. 5 of the Tenneri tank (Estimate, Rs. 21,383).*—The outlay during the year was Rs. 1,739 and to the end of the year Rs. 13,666. The question of constructing a syphon at a cost of 4,490 was under consideration and final decision was arrived at only late in the year. The work is in progress and will be completed in 1926–27.

Coimbatore Division.

(7) *Restoration of the Ukkaram tank (Estimate, Rs. 22,200).*—The outlay during the year was Rs. 3,054 and to the end of the year Rs. 20,872. The work is nearing completion.

North Arcot Division.

(8) *Restoring the Metmojal tank (Estimate, Rs. 35,600).*—This is a contribution work started during the year and the outlay was Rs. 1,352.

Trichinopoly Division.

(9) *Improvements to the Ponneri channel (Estimate, Rupees 2,22,000).*—The outlay during the year was Rs. 13,615 and to the end of the year Rs. 2,03,980.

(10) *Re-sluicing the Pugalur channel (Estimate, Rs. 16,350).*—The outlay during the year was Rs. 807 and to the end of the year Rs. 3,898.

(11) *Improvements to the Thottiam Chinna voikal (Estimate, Rs. 29,000).*—The outlay during the year was Rs. 1,970 and to the end of the year Rs. 20,132.

(12) *Shifting the head of the Thottiam Chinna voikal (Estimate, Rs. 42,200).*—The outlay during the year was Rs. 2,005 and to the end of the year Rs. 7,220.

(13) *Improvements to the Musiri Nattu voikal (Estimate, Rs. 43,000).*—The outlay to the end of the year was Rs. 4,873.

5. The particulars of revenue derived from the works during the year are compared below with those of the previous year :—

	1925-26.	1924-25.
	RS.	RS.
Irrigation revenue	99,29,452	91,75,718
Receipts collected by the Public Works Department	44,842	27,727
Total	99,74,294	92,03,445

6. The net revenue of the year after deducting working expenses amounted to Rs. 67,63,171 against Rs. 57,81,435 in the previous year.

7. The progress made in the investigation and execution of Tank Restoration Scheme works is dealt with in paragraph 10 of Chapter II. The following table shows by districts the work done during and up to the end of the year 1925-26 :—

Circle.	District.	Approximate area investigated.		Number of estimates sanctioned.		Amount of estimates sanctioned.	
		During the year 1925-26.	To the end of the year.	During the year 1925-26.	To the end of the year.	During the year 1925-26.	To the end of the year.
		SQ. MLS.	SQ. MLS.			RS.	RS.
Waltair ..	Ganjam
	Vizagapatam.	21	1,047	40	298	37,980	2,81,955
	Godavari	6	1,743	12	742	29,720	7,01,647
Bezawada ..	Kistna	300	..	69	..	61,451
	Guntur	4,411	..	257	..	2,04,724
	Nellore	7,300	..	474	..	6,13,994
	Kurnool	7,648	..	340	..	3,33,682
	Cuddapah	4,493	6	1,271	1,911	10,63,624
Madras ..	Bellary	10,518	4	242	14,048	2,66,244
	Anantapur	7,811	..	751	424	10,13,951
	Chingleput ..	27	2,172	47	1,925	10,799	27,69,307
	Chittoor ..	71	4,844	55	414	26,044	4,36,980
Coimbatore.	Coimbatore	8,097	..	149	..	3,10,079
	Salem	5,775	22	1,215	37,227	9,98,012
	North Arcot	4,488	6	1,959	17,245	23,23,038
	South Arcot	603	..	573	..	13,61,375
	Tanjore	1,140	..	610	..	7,94,940
Trichinopoly.	Trichinopoly.	130	4,564	37	557	58,720	10,25,022
	Madura	4,836	..	1,643	4,750	14,93,814
	Tinnevelly	1,762	5	813	30,390	10,94,545
	Ramnad	1,643
Total ..	265	85,195	233	14,312	3,47,258	1,71,16,351	

(2) NAVIGATION, EMBANKMENT AND DRAINAGE
WORKS.

8. The receipts which were realized by the sale of plantation and produce of trees along river embankments amounted to Rs. 56,240 against Rs. 58,003 in 1924-25.

9. The expenditure incurred amounted to Rs. 12,38,246 against Rs. 6,02,363 in the previous year as shown below :—

	1926-26.	1924-25.
	RS.	RS.
Works	14,007	— 8,223
Extensions and improvements ...	36,977	66,222
Maintenance and repairs ...	8,85,983	3,70,189
Establishment	2,93,504	1,67,124
Tools and plant	7,775	7,051
Total ...	<u>12,38,246</u>	<u>6,02,363</u>

The increase was due to extensive repairs carried out to a large number of works damaged by the heavy floods of the previous year.

10. The important works carried out during the year were—

Ganjam Division.

(1) *Reforming the left flood bank of the Bahuda river from the trunk road up to Edupur limits.*—The work was completed at a cost of Rs. 11,855 against the estimate of Rs. 11,000.

(2) *Reforming the left flood bank of the Bahuda river below the trunk road near Edupur limits (Estimate, Rs. 15,530).*—The outlay during the year was Rs. 6,849 and to the end of the year Rs. 9,249.

Kistna Central Division.

(3) *Improvements to the Divi left flood bank (Estimate, Rs. 62,000).*—The outlay during the year was Rs. 5,684 and to the end of the year Rs. 40,380. The work is in progress.

C. T. MULLINGS,
Chief Engineer (General and Irrigation).

23rd December 1926.

APPENDIX I.

STATISTICAL STATEMENTS—(Prescribed by the Secretary of State).

A-I.—Statement of Canals in the Madras Presidency for the year 1925-26.

	Nagavalli river system.	Gōdāvari delta system.	Kistna delta system.	Divi pumping system.	Pennēr river canals system.	Kurnool-Cuddapah canal.	Poiney anicut system.	Cheyyar anicut system.	Tirukōyilūr anicut system.	Shatia-tōpe anicut system.	Lower Coleroon anicut system.
(1)	(2)	(3)	(4)	(5)	(6)	(7)	(8)	(9)	(10)	(11)	(12)
Source of supply of water	River Nagavalli.	River Gōdāvari.	River Kistna.	Pumping from river Kistna.	River Pennēr.	River Tunga-bhadra.	River Poiney.	River Cheyyar.	River Ponnar.	River Vellar.	River Coleroon.
Minimum discharge of river c. ft. per sec.	818	526	Not known.	126	134	136	Not known
Maximum discharge of main canals, as designed.	414	12,772	13,284	718	8,392	2,000	3,217	1,542	1,271	850	..
Maximum discharge during the year.	410	13,879	12,862	516.96	13,223	1,750	1,033	417.12	1,354	1,079	..
Average rainfall for the year. Inches.	65.43	48.17	50.81	37.32	108.03	34.55	47.02	41.52	50.11	74.54	..
Gross area commanded .. Acres.	49,920	1,267,200	1,350,400	100,000	258,600	383,115	42,560	29,461	54,895	1,08,069	158,526
Culturable area commanded	31,200	961,253	900,000	80,000	190,000	357,569	23,824	29,461	45,977	43,965	117,233
Area irrigable by complete project.	27,658	840,000	747,000	50,000	165,385	130,282	23,824	23,629	45,977	43,965	110,308
Area irrigable at present	26,000	791,459	736,000	40,000	147,274	123,419	22,462	22,463	30,954	34,025	107,929
Sanctioned estimate—											
Direct charges Rs.	17,47,770	1,10,89,332	1,42,13,010	19,50,000	47,80,289	1,76,35,000	2,67,178	4,42,925	3,66,759	9,15,245	18,69,597
Indirect do.	68,530	19,34,864	9,81,160	48,000	10,06,093		6,379	11,754	9,189	57,271	71,259
Interest during construction	2,93,217	1,11,38,052	1,28,24,716	3,23,617	22,88,418	
Total, Estimate	21,09,517	2,41,62,248	2,80,18,886	23,21,617	80,74,803	1,76,35,000	2,73,557	4,64,679	3,75,948	9,72,516	19,40,856

A-J.—Statement of Canals in the Madras Presidency for the year 1925-26—cont.

	Nagavalli river system.	Godavari delta system.	Kistna delta system.	Divi pumping system.	Penner river canals system.	Kurnool- Cuddapah canal.	Poincy ancient system.	Cheyyar ancient system.	Tiruk- koyilur ancient system.	Shatia- tope ancient system.	Lower Coleroon ancient system.
	(2)	(3)	(4)	(5)	(6)	(7)	(8)	(9)	(10)	(11)	(12)
Source of supply of water	River Nagavalli.	River Gōdāvari.	River Kistna.	Pumping from river. Kistna.	River Pennēr.	River Tunga- bhadra.	River Poincy.	River Cheyyar.	River Ponninar.	River Vellar.	River Coleroon
Expenditure to end of 1925-26—											
Direct charges Re.	16,81,367	1,46,03,133	1,65,69,467	24,86,765	57,48,277	2,33,11,892	2,95,063	5,01,611	3,82,666	9,17,307	19,50,857
Indirect do. "	42,320	20,39,128	11,27,387	60,608	10,14,619	73,425	8,812	15,016	9,948	67,366	74,713
Interest during construction * ..	2,04,627	99,82,397	96,15,269	3,09,819	25,84,125
Total, Expenditure	19,28,314	2,66,24,658	2,73,12,123	28,57,192	93,47,021	2,33,85,317	3,03,875	5,16,627	3,92,614	9,74,673	20,25,570
Works now sanctioned—											
Main canals, irrigation .. Miles.	} 64½	} 511½	} 349	} 50	} 30¾	} 417⅞	} { 55	} { 21	} { 57	} { 3	} { 194
Branch canals do. "											
Distributaries "	47¼	1,995½	2,185¾	120¾	477	294⅞	78	120	28¼	149	620
Of above—											
Navigable "	..	507	376½	190
Works completed at end of 1925-26—											
Main canals, irrigation "	} 64½	} 511½	} 349	} 50	} 30¾	} 417⅞	} { 55	} { 21	} { 57	} { 3	} { 194
Branch canals do. "											
Distributaries "	47¼	1,995½	2,185¾	120¾	477	294⅞	78	120	28¼	149	620
Of above—											
Navigable "	..	507	376½	190

* Represent interest charges up to the date of closure of construction estimates of the works—vide Government of India orders communicated with their Endorsement No. 1308 I., dated 6th August 1907.

A-I.—Statement of Canals in the Madras Presidency for the year 1925-26—cont.

	Cauvery delta system.	Srivai-kuntam anicut system.	Ganjam minor rivers system.	Muni-yeru system.	Sagileru system.	Arken-kōta channel.	Thada-palli channel.	Kalinga-rcayan channel.	Palar anicut system.	Valloru anicut system.
	(13)	(14)	(15)	(16)	(17)	(18)	(19)	(20)	(21)	(22)
Source of supply of water ..	River Cauvery.	River Tambraparni.	Rivers Langulya, Vamsadhara and Guribulagedda drain.	River Muni-yeru.	River Sagileru.	River Bhavani.	River Bhavani.	River Bhavani.	River Palar.	River Kortalyar.
Minimum discharge of river. c. ft.	Not known.	19.20	Not known.
Maximum discharge of main canals, as designed. per sec.	43,750	1,860	} Not known {	300	477	552	725	893	5,631	113
Maximum discharge during the year.	31,730	1617		301	361	996.06	1,252.80	1114	451	35.66
Average rainfall for the year Inches.	35.50	49.41	53.59	53.91	51.22	29.26	29.26	39.27	37.88	69.69
Gross area commanded .. Acres.	1,706,023	80,000	64,000	14,471	33,576	6,000	16,125	15,875	141,031	10,124
Culturable area commanded.	909,034	33,500	64,000	13,024	26,576	6,000	16,000	15,000	105,032	6,794
Area irrigable by complete project.	908,375	23,014	63,000	10,580	4,664	5,000	16,000	12,500	82,718	5,216
Area irrigable at present ..	900,923	23,014	59,000	10,000	4,664	4,750	15,000	12,000	78,668	5,216
Sanctioned estimate—										
Direct charges .. Rs.	16,62,925	13,61,520	2,58,182	6,71,434	4,47,108	1,47,006	1,70,380	1,78,780	23,28,492	74,535
Indirect do. ..	1,66,767	1,15,286	10,203	28,000	17,619	3,676	11,050	4,506	1,16,752	1,666
Interest during construction.	..	7,49,577
Total Estimate ..	18,29,692	22,26,383	2,68,385	6,99,434	4,64,727	1,50,682	1,81,430	1,83,286	24,45,244	76,201

A-I.—Statement of Canals in the Madras Presidency for the year 1925-26—cont.

	Canvey delta system.	Srivai-kuntam anicut system.	Ganjam minor rivers system.	Muni-yeru system.	Sagileru system.	Arken-kota channel.	Thada-palli channel.	Kalinga-rayan channel.	Palar anicut system.	Valluru anicut system.									
	(13)	(14)	(15)	(16)	(17)	(18)	(19)	(20)	(21)	(22)									
Source of supply of water	River Cauvery.	River Tambraparni.	Rivers Langulya, Vamsadhara and Garibulagedda drain.	River Muniyeru.	River Sagileru.	River Bhavani.	River Bhavani.	River Bhavani.	River Palar.	River Kortalyar.									
Expenditure to end of 1925-26—																			
Direct charges Rs.	55,99,960	16,67,459	2,72,984	5,71,308	4,47,108	1,40,769	1,64,755	1,75,980	23,43,438	74,366									
Indirect do. "	2,37,470	1,07,604	10,902	29,751	17,619	3,676	11,050	4,506	1,17,264	1,916									
Interest during construction.*	13,37,765	8,67,827									
Total, Expenditure ..	71,75,195	26,42,890	2,83,976	6,01,059	4,64,727	1,44,445	1,75,805	1,80,486	24,60,702	76,282									
Works as now sanctioned—																			
Main canals, irrigation .. Miles.	} 1,507	28	119	{ 26 $\frac{1}{2}$ 34	} 12	{ 20 4	48 $\frac{1}{2}$ 35 $\frac{1}{2}$	57 $\frac{1}{2}$ 3 $\frac{3}{4}$	} 196	5 $\frac{1}{2}$									
Branch canals do. .. "											} 1,971	46	225	6 $\frac{1}{2}$	156	8
Distributaries "																			
Works completed at end of 1925-26—																			
Main canals, irrigation. "	} 1,507	28	119	{ 26 $\frac{1}{2}$ 34	} 12	{ 20 4	48 $\frac{1}{2}$ 35 $\frac{1}{2}$	57 $\frac{1}{2}$ 3 $\frac{3}{4}$	} 156	5 $\frac{1}{2}$									
Branch canals do. .. "											} 1,971	46	225	6 $\frac{1}{2}$	139	8
Distributaries "																			
Of above—									
Of above—									

* Represent interest charges up to the date of closure of construction estimates of the works—vide Government of India orders communicated with their endorsement No. 1308 I., dated 6th August 1907.

A-I.—Statement of Canals in the Madras Presidency for the year 1925-26—cont.

	Mehamatur anicut system.	Vriddhahalam anicut system.	Pelandorai anicut system.	Nandiyar channel system.	Marudur anicut system.	Nagavaram anicut and supply channel.	Kaniyam-palayam anicut.	Ganjam-Gopalpur canal.	Buckingham canal.	Vedarauniyam canal.
	(23)	(24)	(25)	(26)	(27)	(28)	(29)	(30)	(31)	(32)
Source of supply of water	River Manimuktanadi.	River Manimuktanadi.	River Vellar.	River Nandiyar.	River Tambraparni.	Gunjaneru.	River Bhavani.			
Minimum discharge of river. c.ft. per sec.	163	17	208	77
Maximum discharge of main canals, as designed.	263	351	740	237	1,096.31	78	27.56
Maximum discharge during the year.	202	297	292	427.5	1,168.39	78
Average rainfall for the year. Inches.	56.70	57.48	56.95	40.93	55.63	55.99
Gross area commanded .. Acres.	13,792	19,993	60,670	9,480	35,840	894	1,600
Culturable area commanded ..	10,651	16,359	16,677	9,480	17,920	894	1,600
Area irrigable by complete project.	10,651	15,559	16,000	9,480	17,920	894	400
Area irrigable at present	4,555	8,829	12,837	6,620	17,920	894	169
Sanctioned estimate—										
Direct charges Re.	70,761	84,191	6,42,823	63,231	50,541	1,07,295	1,36,343	1,43,100	85,56,015	1,32,699
Indirect do.	1,897	2,494	47,800	2,484	1,265	2,595	3,757	12,393	4,88,256	3,733
Interest during construction.
Total, Estimate	72,658	86,685	6,90,623	65,715	51,806	1,09,890	1,40,100	1,55,493	90,44,271	1,36,432
Expenditure to end of 1925-26—										
Direct charges	73,372	84,191	6,44,002	63,231	53,125	1,07,295	1,24,921	1,43,100	85,66,071	1,32,699
Indirect do.	2,009	2,494	48,777	2,484	1,357	2,595	3,853	12,393	4,89,255	3,733
Interest during construction.*
Total, Expenditure	75,381	86,685	6,92,779	65,715	54,482	1,09,890	1,28,774	1,55,493	90,55,326	1,36,432

* Represent interest charges up to the date of closure of construction estimates of the works—vide Government of India orders communicated with their endorsement No. 1308 I., dated 6th August 1907.

A-I.—Statement of Canals in the Madras Presidency for the year 1925-26—cont.

	Mehamat- tur anicut system.	Vridha- chalam anicut system.	Pelandorai anicut system.	Nantiyar channel system.	Marudur anicut system.	Nagava- ram anicut and supply channel.	Kaniyam- palayam anicut.	Ganjam- Gopalpur canal.	Bucking- ham canal.	Vedaranni- yam canal.
	(23)	(24)	(25)	(26)	(27)	(28)	(29)	(30)	(31)	(32)
Source of supply of water	River Manimuk- tanadi.	River Manimuk- tanadi.	River Vellar.	River Nandiyar.	River Tambra- parni.	Ganja- nero.	River Bhavani.			
Works as now sanctioned—										
Main canals, irrigation .. Miles.	7	17	15	} 31	29	2	10 $\frac{3}{4}$..	262	34 $\frac{1}{2}$
Branch canals do.	8	16	24				
Distributaries	9 $\frac{1}{4}$	16	25		..	7 $\frac{1}{4}$
Of above—										
Navigable	262	34 $\frac{1}{2}$
Works completed at end of 1925-26—										
Main canals, irrigation .. Miles.	7	17	15	} 31	29	2	10 $\frac{3}{4}$..	262	34 $\frac{1}{2}$
Branch canals do.	8	16	24		..	7 $\frac{1}{4}$
Distributaries	9 $\frac{1}{4}$	16	25	
Of above—										
Navigable	262	34 $\frac{1}{2}$

A-II.—Statement of Reservoir Projects in the Madras Presidency for the year 1925-26.

(1)	Barur tank.	Periyar system.	Rushikulya system.	Janga-maheewara-puram tank.	Atmakur tank.	Dondapad tank.	Peddabayudu tank of Chinnarapalem.	Hajipuram tank.
(1)	(2)	(3)	(4)	(5)	(6)	(7)	(8)	(9)
Source of supply of water	Ponnar river and local rains.	Periyar and Vaigai rivers.	Mahanadi and Rushikulya rivers.	Catchment of Dondi vagu.	Catchment of Chandra-vanka and Kolaguntla vagus.	Rainfall ..	Rainfall ..	Domaluru diverted into the tank.
If supplied by rainfall.	Sq. miles.	2,082	239	1,750	60	105	56	100
{ Area of catchment.	Inches.	30.68	77.79	72.47	29.67	24.55	27.71	25.50
{ Average rainfall during the year.	Mill. o. ft.	313.33	9,605	3,500	79	164	288.38	309
Contents of tank between levels of surface of full supply and sill of canal head sluice.	Acres.	688	10.20	4,948	619	575	705	1,600
Area of surface at full supply ..	"	6,887	768,000	230,880	960	1,700	3,240	2,900
Gross area commanded ..	"	6,887	Not known	142,000	960	1,160	2,880	2,900
Culturable area commanded ..	"	6,887	143,000	120,000	960	1,160	1,930	1,420
Area irrigable by complete project.	"	6,887	143,000	106,000	960	1,160	1,930	1,420
Area irrigable at present ..	"	6,887	143,000	106,000	960	1,160	1,930	1,420
Wells supplied by tanks ..	"
Sanctioned estimate—								
Direct charges	Rs.	4,00,000	84,71,000	45,53,000	61,253	1,09,951	1,24,786	68,234
Indirect do.	"	25,300	2,79,000	3,92,820	10,411	13,428	15,218	20,726
Interest during construction ..	"	41,439	16,23,606	14,91,004
Total, Estimate	"	4,66,739	1,03,73,606	64,36,824	71,664	1,23,379	1,40,004	88,960
Expenditure to end of 1925-26—								
Direct charges	"	4,19,375	1,03,78,484	47,73,381	61,253	1,09,951	1,24,786	62,098
Indirect do.	"	23,758	3,70,351	4,17,411	10,411	13,428	15,218	1,397
Interest during construction ..	"	80,175	16,06,402	16,69,901
Total, Expenditure	"	5,23,288	1,23,55,237	68,60,693	71,664	1,23,379	1,40,004	63,495

A-II.—Statement of Reservoir Projects in the Madras Presidency for the year 1925-26—cont.

(1)	Barur tank.	Periyar system.	Rushikulya system.	Janga-maheswara-puram tank.	Atmakur tank.	Dondapad tank.	Peddabayudu tank of Chinnaraopalem.	Hajipuram tank.
(1)	(2)	(3)	(4)	(5)	(6)	(7)	(8)	(9)
Source of supply of water ..	Ponnar river and local rains.	Periyar and Vaigai rivers.	Mahanadi and Rushikulya rivers.	Catchment of Dondi vags.	Catchment of Chandra vanka and Kolaguntla vague.	Rainfall ..	Rainfall ..	Domaluru diverted into the tank.
Works as now sanctioned— Dam (earth) or masonry, total height.	Feet. 28 (earth)	173 (masonry)	{ (a) 57.7 (b) 44.0 (earth)	24 (partly earth and partly masonry).	33 (partly earth and partly masonry).	23 (partly earth and partly masonry).	..	6 (masonry).
Canals Miles.	11	145	80	.. 5 $\frac{1}{8}$.. 4 $\frac{1}{4}$.. 6 $\frac{1}{8}$	2 $\frac{1}{8}$ $\frac{3}{4}$.. 7 $\frac{1}{8}$
Distributaries "	26	106	225	.. 5 $\frac{1}{8}$.. 4 $\frac{1}{4}$.. 6 $\frac{1}{8}$.. 2 $\frac{1}{8}$ $\frac{3}{4}$.. 7 $\frac{1}{8}$
Works completed to end of 1925-26—								
Dam (height completed) .. Feet.	28	173	{ (a) 57.7 (b) 44.0	24	33	23	..	6
Canals Miles.	11	145	80	.. 5 $\frac{1}{8}$.. 4 $\frac{1}{4}$.. 6 $\frac{1}{8}$	2 $\frac{1}{8}$ $\frac{3}{4}$.. 4 $\frac{1}{4}$
Distributaries "	26	106	151	.. 5 $\frac{1}{8}$.. 4 $\frac{1}{4}$.. 6 $\frac{1}{8}$.. 2 $\frac{1}{8}$ $\frac{3}{4}$.. 4 $\frac{1}{4}$

(a) Russellkonda reservoir.

(b) Surada reservoir.

A-II.—Statement of Reservoir Projects in the Madras Presidency for the year 1925-26—cont.

		Ponnalur tank.	Anamasamudram tank.	Yerur tank.	Cumbum tank.	Markapur tank.	Madras water-supply and irrigation system.	Cher bram-bakam tank.	Bhavanesi tank.
		(10)	(11)	(12)	(13)	(14)	(15)	(16)	(17)
Source of supply of water ..		Judiseleru diverted into the tank.	Beraperu river.	Rainfall and surplus of upper tanks from Chalkalva branch of Swarnamuki.	Gundlakamma and Jampeluru rivers.	Gundlakamma river.	Kortalyar river.	Cooum river.	Rainfall ..
If supplied by rainfall.	{ Area of catchment. Sq. miles. Average rainfall during the year. Inches.	32.14 33.41	23.62 30.32	60.5 35.56	430 29.41	270.25 28.17	34 59.73	100 54.78	43 37.83
Contents of tank between levels of surface of full supply and sill of canal head sluice.	Mill. c. ft.	180.612	90.57	317.69	2,942.17	124.52	2,729.834	3,146	174.64
Area of surface at full supply ..	Acres	719	474	3,285	5,697	811	5,361	5,729	650
Gross area commanded ..	"	1,973	1,000	3,176	7,860	1,931	16,129	32,554	2,700
Culturable area commanded ..	"	1,973	1,000	3,176	6,000	1,701	10,165	24,478	2,448
Area irrigable by completed project.	"	1,000	1,000	3,176	6,000	1,701	9,852	18,000	841
Do. at present ..	"	1,000	961	1,470	5,980	1,583	9,852	18,000	841
Wells supplied by tanks ..	"
Sanctioned estimate—									
Direct charges ..	Rs.	1,90,887	71,687	61,741	83,985	1,16,657	15,47,123	6,48,970	2,02,289
Indirect do. ..	"	25,011	1,886	1,612	2,388	4,001	2,38,945	1,12,547	6,711
Interest during construction ..	"	47,173
Total, Estimate ..		2,15,898	73,573	63,353	86,373	1,20,658	17,86,068	7,61,517	2,56,173
Expenditure to end of 1925-26—									
Direct charges ..	"	1,92,975	71,637	61,741	83,985	1,23,850	15,81,614	6,51,318	2,54,395
Indirect do. ..	"	25,674	1,886	1,612	2,388	4,298	2,39,658	1,12,795	11,096
Interest during construction ..	"	29,806
Total, Expenditure ..		2,18,649	73,523	63,353	86,373	1,28,148	18,21,272	7,64,113	2,95,297

A-II.—Statement of Reservoir Projects in the Madras Presidency for the year 1925-26—cont.

		Ponnalur tank.	Anamasamudram tank.	Yerur tank.	Cumbum tank.	Marakapur tank.	Madras water-supply and irrigation system.	Chembrambakam tank.	Bhavanasi tank.
		(10)	(11)	(12)	(13)	(14)	(15)	(16)	(17)
Source of supply of water		Gudiseleru diverted into the tank.	Beraperu river.; and also spill from Chalkalva branch of Swarnamuki.	Rainfall and surplus of upper tank	Gundlakamma and Jampeleru rivers.	Gundlakamma river.	Kortalyar river.	Cooum river.	Rainfall ..
Works as now sanctioned—									
Dam (earth or masonry) total height.	Feet.	21½	56 (earth)	22 (earth)	30 (earth)	25 (earth)	20 (earth)
Canals	Miles.	7½	11½	10½	6½
Distributaries	"	9½	2½	..	26¾	1½	..
Works completed to end of 1925-26—									
Dam (height completed) ..	Feet.	21½	56	22	30	25	20
Canals	Miles.	7½	11½	10½	6½
Distributaries	"	7	2½	..	23¾	1½	..

A-II.—Statement of Reservoir Projects in the Madras Presidency for the year 1925-26—cont.

		Yellannur tank.	Kochernvu tank.	Venkata- puram tank.	Siddapur tank.	Panjapatti reservoir.	Mopad reservoir.	Toladur (Wellington) reservoir.
		(18)	(19)	(20)	(21)	(22)	(23)	(24)
Source of supply of water		Catchment basin and supply from Chitravati river.	Free catchment.	Free basin and supply from Dhone vagu.	Bhavanasi and other vagu.	Drainage basin.	Manneru river.	Vellar river and rainfall.
If supplied by {	Area of catchment.. Sq. miles..	15.96	63.25	51	45	108	250	50
{	Average rainfall during the year. Inches ..	19.60	23.22	24.89	63.27	21.89	25.60	46.38
Contents of tank between levels of surface of full supply and sill of canal head sluice	Mills. c. ft.	342.50	145	237	636	305.5	2,007	2,433.882
Area of surface at full supply ..	Acres.	2,617	422	448	1,126	650	3,100	3,898
Gross area commanded	"	1,707	1,026	1,700	4,900	900	13,890	26,851
Culturable area commanded ..	"	1,641	1,026	1,700	4,250	900	13,890	25,000
Area irrigable by complete project.	"	914	1,026	1,700	4,250	600	12,500	25,000
Area irrigable at present	"	914	148	215	3,730	600	12,500	9,348
Wells supplied by tanks	"
Sanctioned estimate—								
Direct charges	Rs.	2,35,711	1,22,800	2,31,776	9,21,986	3,36,090	21,97,000	29,60,000
Indirect do.	"	30,089	8,700	14,824	26,620	68,510	1,00,000	2,50,000
Interest during construction ..	"
Total, Estimate	"	2,65,800	1,31,500	3,46,600	9,48,600	4,04,600	22,97,000	32,10,000
Expenditure to end of 1925-26—								
Direct charges	"	2,39,192	1,24,605	3,72,250	7,91,038	3,27,781	21,96,275	23,76,235
Indirect do.	"	30,515	11,129	12,671	13,448	11,495	96,422	2,51,128
Interest during construction ..	"	71,315
Total, Expenditure	"	2,69,707	1,35,734	4,56,236	8,04,486	3,39,276	22,89,697	26,27,363

A-II.—Statement of Reservoir Projects in the Madras Presidency for the year 1925-26—cont.

		Yellanur tank.	Kootheruvu tank.	Venkata-puram tank.	Siddapur tank.	Panjapatti reservoir.	Mopad reservoir.	Toludur (Wellington) reservoir.
		(18)	(19)	(20)	(21)	(22)	(23)	(24)
Source of supply of water		Catchment basin and supply from Ubitravati river.	Free catchment.	Free basin and supply from Dhone vagu.	Bhavanasi and other vagu.	Drainage basin.	Manneru river.	Vellar river and rainfall.
Works as now sanctioned—								
Dam (earth or masonry) total height.	Feet.	15	33	31	27.5	40 (core wall)	71½ (earth)	50 (earth)
Canals	Miles.	3¼	6⅞	..	16⅞	31¼
Distributaries	"	3⅞	1⅞	..	9	5	84	40
Works completed to end of 1925-26—								
Dam (height completed) ..	Feet.	15	33	31	27.5	40	71½	49¼
Canals	Miles	3¼	6⅞	..	16⅞	31¼
Distributaries	"	3⅞	1⅞	..	9	1½	84	..

B-I.—Capital Accounts of Irrigation, Navigation, Embankment and Drainage Works classed as Productive and Unproductive, for which Capital and Revenue Accounts are kept in the Madras Presidency for and to end of 1925-26.

Works or systems.	Direct charges (net expenditure).						Indirect charges.	Total excluding interest.	Simple interest.	
	Works.	Establishment	Tools and plant.	Suspense.	Deduct receipts on capital account.	Total.				
(1)	(2)	(3)	(4)	4 (a)	(5)	(6)	(7)	(8)	(9)	
	RS.	RS.	RS.		RS.	RS.	RS.	RS.	RS.	
A. IRRIGATION WORKS.										
1. PRODUCTIVE WORKS.										
Ganjam minor river system.	To end of previous year ..	2,23,425	48,611	377	2,72,413	10,964	2,83,377	2,41,242
	During the year ..	389	172	10	571	28	599	9,340
Godavari delta system.	To end of previous year ..	1,07,33,068	27,26,982	9,38,875	..	1,554	1,43,97,371	20,29,507	1,64,26,878	2,56,11,560
	During the year ..	1,44,969	58,366	2,428	..	1	2,05,762	9,621	2,15,383	5,10,509
Polavaram island project.	To end of previous year
	During the year ..	71,338	31,596	1,892	1,04,826	5,136	1,09,962	2,726
Klatna delta system ..	To end of previous year ..	1,26,55,817	29,70,669	7,06,751	..	19,099	1,63,14,138	11,15,556	1,74,29,694	2,37,25,335
	During the year ..	1,81,038	71,577	2,714	2,55,329	11,831	2,67,160	5,68,954
Divi pumping system.	To end of previous year ..	14,25,702	3,73,167	6,76,797	..	490	24,75,176	60,071	25,35,247	12,13,715
	During the year ..	8,217	3,249	123	11,589	537	12,126	93,385
Penner river canals system ..	To end of previous year ..	46,37,694	9,65,860	1,44,443	..	2,858	57,45,139	10,14,474	67,59,613	88,34,290
	During the year ..	2,225	880	53	3,138	145	3,283	1,92,101
Arhenkotta channel ..	To end of previous year ..	1,11,505	26,264	1,40,769	3,676	1,44,445	2,46,329
	During the year	4,681
Thadapalli do.	To end of previous year ..	1,35,220	29,535	1,64,755	11,050	1,75,805	2,81,729
	During the year	5,478
Kalingarayan do.	To end of previous year ..	1,43,789	32,191	1,78,980	4,506	1,80,486	2,08,760
	During the year	5,852
Palar anicut system.	To end of previous year ..	18,43,098	4,67,188	29,930	..	672	23,39,544	1,17,105	24,56,649	44,23,207
	During the year ..	2,922	930	42	3,894	159	4,053	78,203
Poincy do.	To end of previous year ..	2,34,229	60,568	266	2,95,063	8,812	3,03,875	4,98,691
	During the year	10,884
Cheyuru do.	To end of previous year ..	3,92,091	93,616	318	..	50	4,88,975	14,499	5,03,474	7,42,344
	During the year ..	9,482	3,017	137	12,636	517	13,153	17,775

B-I.—Capital Accounts of Irrigation, Navigation, Embankment and Drainage Works classed as Productive and Unproductive, for which Capital and Revenue Accounts are kept in the Madras Presidency for and to end of 1925-26—cont.

56

Works or systems.	Direct charges (net expenditure).						Indirect charges.	Total excluding interest.	Simple interest.
	Works.	Establishment.	Tools and plant.	Suspense.	Deduct receipts on capital account.	Total.			
(1)	(2)	(3)	(4)	4 (a)	(5)	(6)	(7)	(8)	(9)
A. IRRIGATION WORKS—cont.									
1. PRODUCTIVE WORKS—cont.									
Tirukkōyilūr anicut system.	To end of previous year ..	Rs. 3,13,097	Rs. 69,504	Rs. 65	..	Rs. 3,82,666	Rs. 9,948	Rs. 3,92,614	Rs. 5,73,455
	During the year	13,022
Shatiatepe anicut system.	To end of previous year ..	8,10,490	1,04,760	115	..	9,15,365	57,277	9,72,642	6,82,383
	During the year ..	1,457	464	21	..	1,942	89	2,031	30,491
Toludur project ..	To end of previous year ..	16,06,818	4,72,269	3,05,971	..	23,77,248	2,50,979	26,28,227	6,60,129
	During the year ..	— 321	— 102	— 5	..	— 1,013	149	— 864	1,08,086
Mehamattur anicut system ..	To end of previous year ..	59,374	13,990	8	..	73,372	2,009	75,381	1,46,916
	During the year	2,489
Vriddachalam anicut system.	To end of previous year ..	68,616	15,575	84,191	2,494	86,685	1,29,834
	During the year	2,799
Lower Coleroon anicut system.	To end of previous year ..	15,48,451	3,09,078	14,079	..	18,71,608	71,337	19,42,945	23,17,826
	During the year ..	59,474	18,912	863	..	79,249	3,376	82,625	64,333
Pelandorai anicut system.	To end of previous year ..	5,20,637	1,17,367	6,064	..	6,43,270	48,747	6,92,017	9,26,419
	During the year ..	550	175	7	..	732	30	762	22,013
Basavannah channel.	To end of previous year
	During the year ..	14,796	4,724	112	..	19,632	809	20,441	510
Cumbum tank ..	To end of previous year ..	68,701	15,284	83,985	2,388	86,373	1,10,424
	During the year	2,793
Chembrambakkam tank.	To end of previous year ..	5,14,255	1,28,958	8,249	..	6,51,348	1,12,795	7,64,143	12,60,090
	During the year	21,885
Cauvery delta system.	To end of previous year ..	39,58,980	8,69,969	1,18,167	526	49,45,669	2,19,542	51,65,211	54,35,797
	During the year ..	5,64,635	85,900	3,770	426	6,54,291	17,928	6,72,219	1,96,640
Kattalai anicut right bank canal.	To end of previous year
	During the year ..	4,56,357	38,314	68,593	3,550	5,66,678	11,797	5,78,475	14,734
Cauvery-Mettur Reservoir project.	To end of previous year
	During the year ..	6,65,102	1,49,869 *	21,907	8,533	8,43,639	24,623	8,68,262 *	21,935

* Includes Rs. 14,688, the value of English payments at the average rates of exchange.

B-I.—Capital Accounts of Irrigation, Navigation, Embankment and Drainage Works classed as Productive and Unproductive, for which Capital and Revenue Accounts are kept in the Madras Presidency for and to end of 1925-26—*cont.*

Works or systems.	Direct charges (net expenditure).						Indirect charges.	Total excluding interest.	Simple interest.
	Works.	Establishment.	Tools and plant.	Suspense.	Deduct receipts on capital account.	Total.			
(1)	(2)	(3)	(4)	4 (a)	(5)	(6)	(7)	(8)	(9)
A. IRRIGATION WORKS—<i>cont.</i>									
1. PRODUCTIVE WORKS—<i>cont.</i>									
Nandyar channel system.	To end of previous year ..	51,476	11,755	63,531	2,484	65,715	61,959
	During the year	2,133
Periyar system ..	To end of previous year ..	79,53,421	16,65,632	7,67,044	..	17,936	1,03,68,211	3,69,988	1,07,38,199
	During the year ..	8,200	2,003	— 10	10,273	363	10,636
Srivaikuntam anicut system.	To end of previous year ..	13,23,683	3,33,353	10,792	..	369	16,67,459	1,07,604	17,75,063
	During the year	56,658
Marudur anicut system.	To end of previous year ..	41,500	9,041	50,541	1,265	51,806
	During the year ..	2,082	504	— 2	2,584	92	2,676
Total, A. Irrigation— 1 Productive Works.	To end of previous year ..	5,13,78,137	1,19,34,226	37,28,311	526	53,713	6,69,87,487	56,49,077	7,26,36,564
	During the year ..	21,92,692	4,70,550*	1,02,636	12,509	2,934	27,75,752*	87,230	28,62,982*
2. UNPRODUCTIVE WORKS.									
Rushikulya system ..	To end of previous year ..	38,66,837	8,30,435	1,28,754	..	65,853	47,60,173	4,16,764	51,76,937
	During the year ..	8,989	3,981	238	13,208	647	13,855
Nagavalli river system.	To end of previous year ..	13,21,223	2,70,036	93,378	..	3,396	16,81,141	42,309	17,23,450
	During the year ..	154	63	4	226	11	237
Muniyeru system ..	To end of previous year ..	4,64,796	1,04,516	3,728	..	1,732	5,71,308	29,751	6,01,059
	During the year	19,041
Peḍḍansyudu tank of Chennaiaspalem.	To end of previous year ..	52,319	9,779	62,098	1,397	63,495
	During the year	2,065
Jangameshwarapuram tank.	To end of previous year ..	52,564	8,689	61,253	10,411	71,664
	During the year	2,038

* Includes Rs. 14,668, the value of English payments at the average rates of exchange.

B-I.—Capital Accounts of Irrigation, Navigation, Embankment and Drainage Works classed as Productive and Unproductive, for which Capital and Revenue Accounts are kept in the Madras Presidency for and to end of 1925-26—*cont.*

Works or systems.	Direct charges (net expenditure).					Indirect charges.	Total excluding interest.	Simple interest.	
	Works.	Establishment.	Tools and plant.	Suspense.	Deduct receipts on capital account.				Total.
(1)	(2)	(3)	(4)	4 (a)	(5)	(6)	(7)	(8)	(9)
A. IRRIGATION WORKS—<i>cont.</i>	RS.	RS.	RS.		RS.	RS.	RS.	RS.	RS.
2. UNPRODUCTIVE WORKS—<i>cont.</i>									
Atmakur tank ..	To end of previous year .. 91,202	18,749	1,09,961	13,428	1,23,379	77,740
	During the year	3,656
Dondapad tank ..	To end of previous year .. 1,05,848	18,946	7	1,24,786	15,218	1,40,004	1,41,126
	During the year	4,149
Bhavanasi tank ..	To end of previous year .. 1,85,104	42,797	25,698	..	297	2,53,302	11,045	2,64,347	90,141
	During the year ..	776	306	12	..	1,193	51	1,144	9,800
Hajipuram tank ..	To end of previous year .. 2,30,686	48,308	220	2,78,774	33,109	3,11,883	1,66,866
	During the year	555	— 555	..	— 555	9,256
Ponnalur tank ..	To end of previous year .. 1,61,259	51,656	54	1,92,964	25,674	2,18,643	1,28,016
	During the year ..	4	2	6	..	6	6,916
Anamasamudram- Beraperu tank.	To end of previous year .. 58,421	13,266	71,687	1,886	73,573	44,177
	During the year	2,384
Mopad project ..	To end of previous year .. 16,66,575	3,20,381	2,34,213	..	27,894	21,93,275	96,422	22,89,697	9,11,316
	During the year	83,159
Yerur tank ..	To end of previous year .. 50,319	11,522	61,741	1,612	63,353	42,918
	During the year	2,053
Vamula tank ..	To end of previous year .. 50,961	11,225	62,186	1,571	63,757	46,632
	During the year	2,008
Baror tank ..	To end of previous year .. 3,35,765	76,701	6,931	..	22	4,19,375	23,738	4,43,113	5,91,601
	During the year	13,945
Kaniyampalayam amcut.	To end of previous year .. 97,331	27,035	495	1,24,921	3,853	1,28,774	39,309
	During the year	5,964
Sagilera system ..	To end of previous year .. 3,54,321	80,339	12,449	..	1	4,47,108	17,619	4,64,727	4,74,597
	During the year	14,867
Talapulavanka tank ..	To end of previous year .. 54,348	11,204	731	66,283	2,541	68,824	42,958
	During the year	2,204

B-I.—Capital Accounts of Irrigation, Navigation, Embankment and Drainage Works classed as Productive and Unproductive, for which Capital and Revenue Accounts are kept in the Madras Presidency for and to end of 1925-26—*cont.*

Works or systems.	Direct charges (net expenditure).						Indirect charges.	Total excluding interest.	Simple interest.	
	Works.	Establishment.	Tools and plant.	Suspense.	Deduct receipts on capital account.	Total.				
(1)	(2)	(3)	(4)	4 (a)	(5)	(6)	(7)	(8)	(9)	
A. IRRIGATION WORKS—<i>cont.</i>										
2. UNPRODUCTIVE WORKS—<i>cont.</i>										
	RS.	RS.	RS.	RS.	RS.	RS.	RS.	RS.	RS.	
Markapur tank	{ To end of previous year ..	97,292	21,745	7	1,19,044	4,100	1,23,144	66,973
	{ During the year ..	3,623	1,156	27	4,806	198	5,004	4,128
Yellanur tank	{ To end of previous year ..	1,91,292	41,156	7,087	..	343	2,39,192	30,515	2,69,707	1,09,835
	{ During the year	8,294
Kocheruvu tank	{ To end of previous year ..	1,01,461	22,158	1,046	..	60	1,24,605	11,129	1,35,734	54,726
	{ During the year	4,309
Siddapur tank	{ To end of previous year ..	5,22,751	96,256	1,72,474	..	412	7,91,038	13,448	8,04,486	3,13,114
	{ During the year	26,381
Nagavaram anicut and supply channel.	{ To end of previous year ..	88,757	18,538	1,07,295	2,595	1,09,890	42,490
	{ During the year	3,568
Venkatapuram tank.	{ To end of previous year ..	3,03,994	64,539	4,236	..	519	3,72,250	12,671	3,84,921	1,62,205
	{ During the year	12,869
Kurnool-Cuddapah canal.	{ To end of previous year ..	1,90,91,132	3,80,183	40,83,979	..	2,44,283	2,33,11,011	73,388	2,33,84,399	3,52,82,238
	{ During the year ..	664	212	5	881	37	918	7,83,459
Tippayapalem project.	{ To end of previous year ..	14,684	4,734	58	19,476	810	20,286	592
	{ During the year ..	45,310	14,464	343	60,117	2,592	62,709	2,576
Vallura anicut system.	{ To end of previous year ..	60,062	13,679	25	74,366	1,916	76,282	1,34,543
	{ During the year	2,674
Madras water-supply and irrigation system	{ To end of previous year ..	13,53,357	2,22,722	6,837	..	1,302	15,81,614	2,39,658	18,21,272	32,28,472
	{ During the year	53,247
Panjapatti reservoir.	{ To end of previous year ..	2,28,791	43,411	56,282	..	703	3,27,781	11,495	3,39,276	1,13,862
	{ During the year	12,347
Total, A. Irrigation 2. Unproductive works.	{ To end of previous year ..	3,12,54,012	28,64,703	48,38,362	..	3,47,074	3,86,10,003	11,50,073	3,97,60,076	4,94,96,653
	{ During the year ..	59,519	20,189	629	..	555	79,782	3,536	83,318	13,14,472
Total, Irrigation Works.	{ To end of previous year ..	8,24,50,149	1,47,98,929	85,66,673	526	4,00,787	10,55,97,490	67,99,150	11,23,96,640	14,20,03,642
	{ During the year ..	22,52,511	* 4,90,739	1,03,264	12,529	3,480	* 28,55,534	90,766	* 29,46,300	37,23,047

* includes Rs. 14,688, the value of English payments at the average rates of exchange.

B. I.—Capital Accounts of Irrigation, Navigation, Embankment and Drainage Works classed as Productive and Unproductive, for which Capital and Revenue Accounts are kept in the Madras Presidency for and to end of 1925-26—*cont.*

Works or systems.	Direct charges (net expenditure).						Indirect charges.	Total excluding interest.	Simple interest.	
	Works.	Establishment.	Tools and plant.	Suspense.	Deduct receipts on capital account.	Total.				
(1)	(2)	(3)	(4)	4 (a)	(5)	(6)	(7)	(8)	(9)	
B. NAVIGATION, EMBANKMENT AND DRAINAGE WORKS.										
2. UNPRODUCTIVE WORKS.										
Ganjām-Gopalpur canal.	{ To end of previous year ..	1,02,675	37,799	2,733	..	197	1,43,160	12,393	1,55,493	1,94,762
	{ During the year	4,758
Buckingham canal ..	{ To end of previous year ..	68,00,404	16,09,073	1,80,959	..	24,365	85,66,071	4,89,255	90,55,326	1,42,08,927
	{ During the year	2,85,738
Vetaranniyam canal.	{ To end of previous year ..	1,07,885	24,814	1,32,699	3,733	1,36,432	2,91,397
	{ During the year	4,412
Total, B. Navigation etc., works—2 Unproductive works.	{ To end of previous year ..	70,10,964	16,71,686	1,83,692	..	24,472	88,41,870	5,05,381	93,47,251	1,46,95,86
	{ During the year	2,91,908
Total, B. Navigation, etc., works.	{ To end of previous year ..	70,10,964	16,71,686	1,83,692	..	24,472	88,41,870	5,05,381	93,47,251	1,46,95,086
	{ During the year	2,91,908
Total, Construction of Irrigation, etc., works.	{ To end of previous year ..	8,96,43,113	1,64,70,615	87,50,365	526	4,25,259	11,44,32,360	73,04,531	12,17,43,891	15,06,98,728
	{ During the year ..	22,52,511	* 4,93,739	1,03,264	12,509	3,489	* 28,55,534	90,766	* 29,45,300	40,17,955

* Includes Rs. 14,688 the value of English payments at the average rates of exchange.

C-I.—Statement showing the financial results of Irrigation, Navigation, Embankment and Drainage works (classed as 'Productive' and 'Unproductive') for which Capital and Revenue Accounts are kept in the Madras Presidency for the year ending 1925-26.

Works or systems.	Revenue (actual receipts).										
	Irrigation.			Navigation.	Planta- tion.	Miscel- laneous.	Total.	Less refunds of revenue.	Gross revenue less refunds.	Deduct share of old irrigation revenue.	Total revenue due to improve- ments.
	Irrigation revenue.	Share of land revenue.	Total.								
(1)	(2)	(3)	(4)	(5)	(6)	(7)	(8)	(9)	(10)	(11)	(12)
A.—IRRIGATION WORKS.	RS.	RS.	RS.	RS.	RS.	RS.	RS.	RS.	RS.	RS.	RS.
1. PRODUCTIVE WORKS.											
1. Ganjam and river system ..	1,53,713	7,351	1,61,064	9	1,61,073	..	1,61,073	95,000	66,073
2. Godavari delta system ..	40,19,182	1,93,902	42,13,084	1,29,243	14,324	48,375	41,05,026	734	44,04,292	1,24,000	42,80,292
3. Polavaram Island project
4. Krishna delta system ..	36,33,189	1,36,594	37,69,783	91,494	4,444	72,761	39,41,482	2,324	39,39,158	71,000	38,68,158
5. Uvi pumping system ..	1,73,96	64,989	2,12,953	2,661	2,45,617	16	2,45,601	20,300	2,25,301
6. Pennar river canals system ..	9,18,578	61,271	9,79,829	48	..	3,036	9,82,913	31	9,82,882	2,56,000	7,26,882
7. Arankotta channel ..	37,732	410	38,142	360	38,502	..	38,502	19,000	19,502
8. Thudapalli do. ..	1,38,480	2,900	1,41,380	2,807	1,44,187	..	1,44,187	76,000	68,187
9. Kalingarayan channel ..	1,32,931	483	1,33,414	2,827	1,36,241	49	1,36,192	85,000	51,192
10. Palar anicut system ..	3,28,969	16,815	3,45,784	..	1,871	771	3,48,426	1,621	3,46,805	1,25,000	2,21,805
11. Poiney do. ..	1,10,013	5,462	1,15,475	..	148	220	1,15,852	..	1,15,852	38,000	77,852
12. Cheyyar do. ..	1,09,610	3,425	1,13,035	..	1,380	307	1,14,722	..	1,14,722	39,000	75,722
13. Tirukkoilur do. ..	1,00,346	3,362	1,03,708	..	2,98	55	1,06,797	..	1,06,797	60,000	76,797
14. Sthiatope anicut system.	1,36,918	15,209	1,52,127	..	536	320	1,52,983	..	1,52,983	20,000	1,32,983
15. Toludur project ..	84,118	..	84,118	84,118	..	84,118	10,500	73,618
16. Melamatur anicut system ..	24,327	51	24,378	..	57	117	24,552	..	24,552	4,000	20,552
17. Vridhachalam anicut system.	40,49	294	40,543	..	155	123	40,821	..	40,821	8,500	32,321
18. Lower Coleroon anicut system.	5,22,756	51,510	5,74,266	..	3,272	3,323	5,80,861	119	5,80,742	1,55,000	4,25,742
19. Pelandurai do. ..	56,062	76	56,138	..	278	329	56,745	..	56,745	3,000	53,745
20. Basavanna channel
21. Cumbum tank ..	35,275	461	35,736	35,736	..	35,736	30,000	5,736
22. Chembarambakkam tank ..	54,557	908	55,465	..	2	262	55,729	..	55,729	16,000	39,729
23. Cauvery delta system ..	50,37,068	1,18,288	51,55,356	..	9,172	13,392	51,77,920	706	51,77,214	34,00,000	17,77,214

C-I.—Statement showing the financial results of Irrigation, Navigation, Embankment and Drainage Works (classed as 'Productive' and 'Unproductive') for which Capital and Revenue Accounts are kept in the Madras Presidency for the year ending 1925-26—*cont.*

Works or systems.	Revenue (actual receipts).										
	Irrigation.			Navigation.	Planta-tion.	Miscel-laneous.	Total.	Less refunds of revenue.	Gross revenue less refunds.	Deduct share of old irrigation revenue.	Total revenue due to improve-ments.
	Irrigation revenue.	Share of land revenue.	Total.								
(1)	(2)	(3)	(4)	(5)	(6)	(7)	(8)	(9)	(10)	(11)	(12)
A.—IRRIGATION WORKS	RS.	RS.	RS.	RS.	RS.	RS.	RS.	RS.	RS.	RS.	RS.
<i>—cont.</i>											
1. PRODUCTIVE WORKS—<i>cont.</i>											
24. Kattalai ancient right bank canal.
25. Cauvery-Mettur reservoir project
26. Nandyar channel system ..	26,288	54	26,342	..	577	1,070	27,989	..	27,989	17,000	10,989
27. Periyar system	10,00,883	78,331	10,79,214	609	3,882	12,586	10,96,271	62	10,96,209	2,04,000	8,92,209
28. Srivaikuntam ancient system ..	2,27,966	1,490	2,29,456	..	1,376	3,676	2,34,508	..	2,34,508	79,000	1,55,508
29. Maradur ancient system ..	2,11,456	270	2,11,725	..	302	1,876	2,13,904	19	2,13,885	1,15,000	98,885
Total, A. Irrigation—1. Productive works.	1,73,44,663	7,67,906	1,81,12,569	2,24,394	44,760	1,71,252	1,85,52,975	5,681	1,85,47,294	50,70,330	1,34,76,904
2. UNPRODUCTIVE WORKS.											
1. Rushikulya system	2,51,911	4,724	2,56,635	2,749	2,59,384	27	2,59,357	67,000	1,92,357
2. Nagavalli river system ..	1,02,843	15,053	1,17,896	..	5	548	1,18,449	6	1,18,443	37,400	81,043
3. Muniyeru system	26,327	60	26,387	1,303	27,690	..	27,690	2,500	25,190
4. Peddanayudu tank of Chinna-raopalem.	900	900	..	900	..	900
5. Jangameshwarapuram tank ..	1,726	..	1,725	1,725	..	1,725	500	1,225
6. Atmakur tank	1,689	..	1,689	1,689	..	1,689	..	1,689
7. Dondapad tank	1,187	3	1,190	1,190	..	1,190	..	1,190
8. Bhavanasi tank	4,902	..	4,902	4,902	..	4,902	..	4,902
9. Hajipuram tank	4,884	15	4,899	459	5,358	..	5,358	..	5,358
10. Ponnaur tank	5,145	..	5,145	5,145	..	5,145	..	5,145

C-I.—Statement showing the financial results of Irrigation, Navigation, Embankment and Drainage Works (classed as 'Productive' and 'Unproductive') for which Capital and Revenue Accounts are kept in the Madras Presidency for the year ending 1925-26—cont.

Works or systems.	Revenue (actual receipts).										
	Irrigation.			Navigation.	Plantation.	Miscellaneous.	Total.	Less refunds of revenue.	Gross revenue less refunds.	Deduct share of old irrigation revenue.	Total revenue due to improvements.
	Irrigation revenue.	Share of land revenue.	Total.								
(1)	(2)	(3)	(4)	(5)	(6)	(7)	(8)	(9)	(10)	(11)	(12)
A. IRRIGATION WORKS—cont.	RS.	RS.	RS.	RS.	RS.	RS.	RS.	RS.	RS.	RS.	RS.
2. UNPRODUCTIVE WORKS—cont.											
11. Anaimasamudram-Beraperu tank.	4,957	..	4,958	4,958	..	4,958	3,600	1,358
12. Mopud project	40,877	4,340	45,217	311	45,528	..	45,528	433	45,095
13. Yerur tank	4,042	64	4,106	4,106	..	4,106	425	3,681
14. Vamula tank
15. Barbr tank	13,991	471	14,462	1,513	15,975	2	15,973	4,500	11,473
16. Kaniyampalayam anicut	4,000	4,000	..	4,000	..	4,000
17. Sagileru tank	22,383	4	22,387	96	22,483	..	22,483	17,800	4,683
18. Talapulavanka tank
19. Markapur tank	6,890	1	6,891	6,891	..	6,891	2,130	4,761
20. Yellanur tank	3,936	481	4,416	4,416	..	4,416	..	4,416
21. Kooheru tank	633	..	633	633	..	633	980	— 347
22. Siddapur tank	1,173	..	1,173	1,173	..	1,173	..	1,173
23. Nagavaram anicut and supply channel.	4,375	..	4,375	4,375	..	4,375	2,256	2,119
24. Venkatapuram tank	936	..	936	936	..	936	164	772
25. Kurnool-Cuddapah canal	3,16,173	2,000	3,18,173	1,155	1	13,063	3,32,392	321	3,32,071	35,872	3,16,199
26. Tippayapalam project
27. Valluru anicut system	8,919	1,074	9,993	..	179	125	10,297	..	10,297	5,000	5,297
28. Madras water-supply and irrigation system.	29,817	462	30,279	..	122	35,146	65,547	..	65,547	11,000	54,547

C-I.—Statement showing the financial results of Irrigation, Navigation, Embankment and Drainage Works (classified as 'Productive' and 'Unproductive') for which Capital and Revenue Accounts are kept in the Madras Presidency for the year ending 1925-26—*cont.*

Works or systems.	Revenue (actual receipts).										
	Irrigation			Navigation.	Planta- tion.	Miscel- laneous.	Total.	Less refunds of revenue.	Gross revenue less refunds.	Deduct share of old irrigation revenue.	Total revenue due to improve- ments.
	Irrigation revenue.	Share of land revenue.	Total.								
(1)	(2)	(3)	(4)	(5)	(6)	(7)	(8)	(9)	(10)	(11)	(12)
A. IRRIGATION WORKS—<i>cont.</i>	RS.	RS.	RS.	RS.	RS.	RS.	RS.	RS.	RS.	RS.	RS.
2. UNPRODUCTIVE WORKS— <i>cont.</i>											
29. Panjapatti reservoir	233	564	797	71	868	..	868	..	868
Total, A. Irrigation—2. Unproductive works.	8,89,947	29,317	9,19,264	1,156	307	60,284	9,81,010	356	2,80,651	1,91,560	7,89,094
Total, A. Irrigation works ..	1,82,34,610	7,97,223	1,90,31,833	2,35,549	45,067	2,31,536	1,95,33,985	6,037	1,95,27,948	52,61,950	1,42,65,998
B. NAVIGATION, EMBANKMENT AND DRAINAGE WORKS.											
2. UNPRODUCTIVE WORKS.											
1. Ganjām-Gopalpur canal	78	..	78	..	78	..	78
2. Buckingham canal	65,454	8,532	2,836	77,822	46	77,776	..	77,776
3. Vedaranniyam canal	1,062	..	5	1,067	38	1,029	..	1,029
Total, B. Navigation, etc., works—2 Unproductive.	67,516	8,610	2,841	78,967	84	78,883	..	78,883
Total, B. Navigation, etc., works.	67,516	8,610	2,841	78,967	84	78,883	..	78,883
Total, Construction of Irrigation works.	1,82,34,610	7,97,223	1,90,31,833	2,93,065	53,677	2,31,377	1,96,12,952	6,121	1,96,66,831	52,61,950	1,43,44,881

C-L.—Statement showing the financial results of Irrigation, Navigation, Embankment and Drainage Works (classed as 'Productive' and 'Unproductive') for which Capital and Revenue Accounts are kept in the Madras Presidency for the year ending 1925-26—cont.

Works or systems.	Working expenses.									
	Revenue management.				Maintenance and Repairs.					
	Establishment.			Total revenue management.	Establishment.			Extension and Improvements.	Maintenance and Repairs.	Tools and plant.
	Direction.	Execution.	Civil officers.		Direction.	Execution.	Total.			
(18)	(14)	(15)	(16)	(17)	(18)	(19)	(20)	(21)	(22)	
		RS.	RS.	RS.	RS.	RS.	RS.	RS.	RS.	
A.—IRRIGATION WORKS										
<i>—cont.</i>										
1. PRODUCTIVE WORKS.										
1. Ganjam minor river system	3,302	3,302	2,970	11,880	14,850	494	33,035	889
2. Godavari delta system	2,04,193	2,04,193	44,298	1,77,193	2,21,491	25,641	4,87,563	12,198
3. Polavaram island project
4. Krishna delta system	1,83,897	1,83,897	38,406	1,53,625	1,92,031	60,429	4,25,272	7,282
5. Divi pumping system	7,996	7,995	9,030	36,122	45,152	8,703	1,05,500	1,712
6. Pennar river canals system	35,483	35,483	5,892	23,667	29,459	6,461	68,048	1,117
7. Arkenkotta channel	957	957	468	1,874	2,342	181	7,229	107
8. Thadapalli do.	3,269	3,269	979	3,918	4,897	65	15,322	223
9. Kalingarayan channel	2,421	2,421	896	3,586	4,482	368	13,717	204
10. Palar anicut system	10,989	10,989	3,952	15,810	19,762	8,515	53,540	790
11. Pomey anicut system	3,871	3,871	1,175	4,701	5,876	2,559	15,905	268
12. Cheyyeru anicut system	3,695	3,695	1,787	7,149	8,936	2,016	26,068	408
13. Tirukkoyilur anicut system	3,688	3,688	913	3,651	4,564	2,753	11,588	208
14. Shtatirope anicut system	6,606	6,606	1,262	5,045	6,307	2,015	17,805	288
15. Toludur project	3,676	3,676	748	2,940	3,738	121	11,626	170
16. Mahamattur anicut system	1,019	1,019	181	722	903	..	2,340	41
17. Viddhaabalam anicut system.	1,602	1,602	366	1,439	1,799	294	5,359	82
18. Lower Coleroon anicut system.	20,963	20,963	10,514	42,068	52,572	33,520	1,65,967	652
19. Pelandorai anicut system	2,657	2,657	1,133	4,530	5,663	7,199	10,599	258
20. Basavannah channel
21. Cumbam tank	287	287	117	469	586	..	1,838	14
22. Chembrambakkam tank	1,973	1,973	335	1,338	1,673	140	5,101	40
23. Cauvery delta system	87,757	87,757	28,433	1,13,731	1,42,164	1,45,339	5,41,760	1,290

C-I.--Statement showing the financial results of Irrigation, Navigation, Embankment and Drainage Works (classed as 'Productive' and 'Unproductive') for which Capital and Revenue Accounts are kept in the Madras Presidency for the year ending 1925-26—cont.

Works or systems.	Working expenses—cont.									
	Revenue management.				Maintenance and Repairs.					
	Establishment.			Total revenue management.	Establishment.			Extensions and Improvements.	Maintenance and Repairs.	Tools and plant.
	Direction.	Execution.	Civil officers.		Direction.	Execution.	Total.			
(13)	(14)	(15)	(16)	(17)	(18)	(19)	(20)	(21)	(22)	
A.—IRRIGATION WORKS —cont.			RS.	RS.	RS.	RS.	RS.	RS.	RS.	RS.
1. PRODUCTIVE WORKS—cont.										
24. Kattalai anicut right bank canal.
25. Cauvery-Mettur reservoir project.
26. Nandyar channel system	467	467	419	1,678	2,097	..	8,670	— 10
27. Periyar system	40,436	40,436	17,160	68,638	85,798	2,05,613	1,49,103	— 420
28. Srivaikuntam anicut system.	7,523	7,523	7,499	29,996	37,495	66,287	88,727	— 184
29. Maradur anicut system	4,836	4,836	1,742	6,969	8,711	1,128	34,888	— 43
Total, A. Irrigation—1. Productive works.	6,43,562	6,43,562	1,80,669	7,22,679	9,03,348	5,79,791	23,07,060	27,584
2. UNPRODUCTIVE WORKS.										
1. Rushikulya system	9,413	9,413	6,433	25,730	32,163	8,880	63,738	1,925
2. Nagavalli river system	3,327	3,327	1,423	5,693	7,116	1,172	14,894	426
3. Muniyeru system	1,194	1,194	423	1,690	2,113	34	5,310	80
4. Peddanayudu tank of Chinna-raopalem.	1	4	5	5	9	..
5. Jangameshwarapuram tank	61	61	7	27	34	6	79	1
6. Atmakur tank	84	84	34	184	168	..	426	6
7. Dondapad tank	59	59
8. Bhavanesi tank	245	245	287	1,148	1,435	80	3,550	54
9. Hajipuram tank	245	245	37	147	184	262	203	10
10. Ponnalur tank	257	257	103	412	516	1,100	205	19

C-I.—Statement showing the financial results of Irrigation, Navigation, Embankment and Drainage Works (classed as 'Productive' and 'Unproductive') for which Capital and Revenue Accounts are kept in the Madras Presidency for the year ending 1925-26—cont.

Works or systems.	Working expenses.									
	Revenue management.				Maintenance and Repairs.					
	Establishment.			Total revenue management.	Establishment.			Extensions and Improvements	Maintenance and Repairs.	Tools and plant.
	Direction.	Execution.	Civil officers.		Direction.	Execution.	Total.			
(13)	(14)	(15)	(16)	(17)	(18)	(19)	(20)	(21)	(22)	
		RS.	RS.	RS.	RS.	RS.	RS.	RS.	RS.	
A. IRRIGATION WORKS—cont.										
2. UNPRODUCTIVE WORKS—cont.										
11. Anamasamudram-Biraperu tank.	68	68
12. Mopad project	2,022	2,022	392	1,567	1,959	..	4,955	74
13. Yerur tank	184	184	19	74	93	235	..	3
14. Vamula tank
15. Barar tank	476	476	211	846	1,057	452	2,872	48
16. Kaniyampalayam anicut	484	1,935	2,419	..	7,602	110
17. Sagita u system	229	229	136	543	679	..	2,131	16
18. Talapulavanka tank
19. Markapur tank	238	238	114	457	571	44	1,748	14
20. Yellanur tank	197	197	5	23	28	..	89	1
21. Kocheruvu tank	— 17	— 17	32	131	163	..	510	4
22. Siddapur tank	59	59	66	263	329	..	1,030	7
23. Nagavaram anicut and supply channel.	106	106
24. Venkatapuram tank	39	39	25	103	128	..	401	3
25. Kurnool-Cuddapah canal	15,605	15,605	7,513	30,052	37,565	42,801	74,875	890
26. Phippyapalem project
27. Valluru anicut system	250	250	101	405	506	..	1,588	12
28. Madras water-supply and irrigation system.	964	964	933	3,730	4,663	1,153	13,455	111

C-I.—Statement showing the financial results of Irrigation, Navigation, Embankment and Drainage Works (classified as 'Productive' and 'Unproductive') for which Capital and Revenue Accounts are kept in the Madras Presidency for the year ending 1925-26—*cont.*

Works or systems.	Working expenses.									
	Revenue management.				Maintenance and Repairs.					
	Establishment.			Total revenue management.	Establishment.			Extensions and Improvements.	Maintenance and Repairs.	Tools and plant.
	Direction.	Execution.	Civil officers.		Direction.	Execution.	Total.			
(13)	(14)	(15)	(16)	(17)	(18)	(19)	(20)	(21)	(22)	
A. IRRIGATION WORKS— <i>cont.</i>			RS.	RS.	RS.	RS.	RS.	RS.	RS.	RS.
2. UNPRODUCTIVE WORKS— <i>cont.</i>										
29. Panjapatti reservoir project	12	12	19	19	98	..	406	— 1
Total, A. Irrigation—2. Unproductive works.	35,317	35,317	18,798	75,194	92,992	55,224	2,00,076	3,813
Total, A. Irrigation works	6,78,879	6,78,879	1,99,167	7,97,873	9,97,340	6,36,015	25,07,136	31,397
B. NAVIGATION, EMBANKMENT AND DRAINAGE WORKS.										
2. UNPRODUCTIVE WORKS.										
1. Ganjam-Gopalpur canal	— 26	102	128	..	288	8
2. Buckingham canal	16,147	64,589	80,736	1,278	2,41,537	2,152
3. Vedaranniyam canal	145	582	727	..	3,007	— 4
Total, B. Navigation, etc., works—2. Unproductive.	16,318	65,273	81,591	1,278	2,44,832	2,156
Total, B. Navigation, etc., works.	16,318	65,273	81,591	1,278	2,44,832	2,156
Total, Construction of Irrigation, etc., works.	6,78,879	6,78,879	2,15,785	8,63,146	10,78,931	6,37,293	27,51,968	33,553

C-I.—Statement showing the financial results of Irrigation, Navigation, Embankment and Drainage works (classed as 'Productive' and 'Unproductive') for which Capital and Revenue Accounts are kept in the Madras Presidency for the year ending 1925-26—cont.

Works or systems.	Working expenses—cont.										
	Maintenance and Repair—cont.			Indirect charges.	Grand total of working expenses.	Deduct old maintenance charges.			Total working expenses on improvements.	Net revenue.	
	Deduct recoveries of expenditure.	Plantation.	Total cost of maintenance.			Direct charges.	Indirect charges.	Total.		Total.	Due to improvements.
(23)	(24)	(25)	(26)	(27)	(28)	(29)	(30)	(31)	(32)	(33)	
A.—IRRIGATION WORKS	RS.	RS.	RS.	RS.	RS.	RS.	RS.	RS.	RS.	RS.	RS.
—cont.											
1. PRODUCTIVE WORKS.											
1. Ganjam minor river system	49,268	2,414	54,984	6,939	336	7,175	47,809	1,06,089	18,264
2. Godavari delta system ..	20,813	..	7,26,020	36,141	9,66,354	9,66,354	34,37,938	33,13,938
3. Polavaram island project
4. Kistna delta system ..	408	..	6,84,606	31,741	9,00,244	9,00,244	30,38,914	29,67,914
5. Divi pumping system ..	38	..	1,61,029	7,463	1,76,487	17,178	796	17,974	1,58,513	69,114	66,788
6. Pennar river canals system	1,05,985	4,869	1,45,137	41,822	1,938	43,760	1,01,677	8,37,445	6,25,205
7. Arkenkora channel	9,809	402	11,164	1,190	49	1,239	9,929	27,334	9,573
8. Thadapalli do.	20,507	840	24,616	4,756	195	4,951	19,665	1,19,571	48,522
9. Kalingsrayan channel	18,771	769	21,961	5,329	218	5,538	16,423	1,14,231	34,769
10. Palar anicut system	82,607	3,388	96,984	4,114	169	4,283	92,701	2,49,821	1,29,104
11. Poincy do. ..	2	..	24,606	1,008	29,485	4,162	170	4,332	25,153	86,367	52,699
12. Cheyvera do.	37,428	1,532	42,655	4,273	175	4,448	38,207	72,067	37,515
13. Tirukkoyilur anicut system	19,113	782	23,583	6,574	239	6,843	16,740	1,13,214	60,057
14. Sbatiatope anicut system	26,415	1,081	34,102	2,191	89	2,280	31,822	1,18,881	1,01,161
15. Toludur project	15,655	640	19,971	19,971	64,147	53,557
16. Mchamattur anicut system	3,784	154	4,957	847	34	881	4,076	19,595	16,476
17. Vriddhachalam anicut system.	7,534	309	9,415	9,445	31,376	22,876
18. Lower Coleroon anicut system.	2,52,711	11,172	2,84,846	9,033	320	9,353	2,75,493	2,96,896	1,50,249
19. Polandurai do.	23,719	971	27,347	155	6	161	27,186	29,898	26,559
20. Rasavanna channel
21. Cumbum tank	2,438	100	2,825	1,052	43	1,095	1,730	32,911	4,006
22. Chembambakkam tank ..	33	..	6,921	286	9,180	7,138	293	7,431	1,749	46,549	37,980
23. Cauvery delta system	8,30,543	27,134	9,45,434	1,31,060	4,634	1,35,694	8,09,740	42,31,780	9,67,474

C-I.—Statement showing the financial results of Irrigation, Navigation, Embankment and Drainage Works (classified as 'Productive' and 'Unproductive') for which Capital and Revenue Accounts are kept in the Madras Presidency for the year ending 1925-26—*cont.*

Works or systems.	Working expenses— <i>cont.</i>										
	Maintenance and Repairs— <i>cont.</i>			Indirect charges.	Grand total of working expenses.	Deduct old maintenance charges.			Total working expenses on improvements.	Net revenue.	
	Deduct recoveries of expenditure.	Plantation.	Total cost of maintenance.			Direct charges.	Indirect charges.	Total.		Total.	Due to improvements.
A.—IRRIGATION WORKS — <i>cont.</i>	RS.		RS.	RS.	RS.	RS.	RS.	RS.	RS.	RS.	RS.
1. PRODUCTIVE WORKS—<i>cont.</i>											
24. Kattalai ancient right tank canal.
25. Cauvery-Mettur reservoir project.
26. Nandyar channel system	10,757	381	11,605	3,979	141	4,120	7,485	16,384	3,504
27. Periyar system	4,40,094	15,706	4,96,236	32,129	1,136	33,265	4,62,971	5,98,973	4,29,238
28. Srivaikuntam ancient system.	1,92,325	6,799	2,06,617	6,898	243	7,141	1,99,506	27,861	— 43,998
29. Marudur ancient system	44,684	1,579	51,093	5,831	206	6,037	45,062	1,62,786	53,823
Total, A. Irrigation—1. Productive works.	21,354	..	37,96,429	1,57,661	45,97,652	2,96,541	11,460	3,08,001	42,89,651	1,39,49,642	91,87,253
2. UNPRODUCTIVE WORKS.											
1. Rushikulya system	1,06,706	5,308	1,21,427	8,204	402	8,606	1,12,821	1,37,930	79,536
2. Nagavalli river system	23,608	1,157	28,092	4,252	208	4,460	23,632	90,351	57,411
3. Muniyeru system	7,537	350	9,081	313	14	327	8,754	18,609	16,436
4. Peddnavudu tank of Chinna-raopalem.	19	1	20	20	880	880
5. Jangamaleswarapuram tank	120	6	187	187	1,538	1,038
6. Atmakur tank	600	27	711	711	978	978
7. Dondapad tank	59	59	1,131	1,131
8. Bhavanasi tank	100	..	5,019	237	5,501	5,501	— 599	— 599
9. Hajipuram tank	659	31	935	935	4,423	4,423
10. Ponnalur tank	1,840	85	2,182	2,182	2,963	2,963

C-I.—Statement showing the financial results of Irrigation, Navigation, Embankment and Drainage Works (classified as 'Productive' and 'Unproductive') for which Capital and Revenue Accounts are kept in the Madras Presidency for the year ending 1925-26—cont.

Works or systems.	Working expenses—cont.											
	Maintenance and Repairs—cont.			Indirect charges.	Grand total of working expenses.	Deduct old maintenance charges.			Total working expenses on improvements.	Net revenue.		
	Deduct recoveries of expenditure.	Plantation.	Total cost of maintenance.			Direct charges.	Indirect charges.	Total.		Total.	Due to improvements.	
												(23)
A. IRRIGATION WORKS—cont.	RS.		RS.	RS.	RS.	RS.	RS.	RS.	RS.	RS.	RS.	
2. UNPRODUCTIVE WORKS—cont.												
11. Anamasamudram-Biraperu tank	68	903	42	945	—	877	4,890	2,235
12. Mopad system	6,988	324	9,334	9,334	36,194	35,761	
13. Yerur tank	331	15	530	530	3,576	3,151	
14. Vamula tank	
15. Barur tank	4,429	181	5,086	5,086	10,887	6,387	
16. Kanyampalavam anicut	10,131	414	10,545	10,545	—	6,545	—
17. Sagilam system	2,826	115	3,171	2,897	119	3,016	155	19,312	4,528	
18. Talapulavanka tank	
19. Markapur tank	2,377	98	2,713	321	14	335	2,378	4,178	2,383	
20. Yellanur tank	118	5	320	320	4,096	4,096	
21. Koosheruvu tank	677	28	688	688	—	55	—
22. Siddapur tank	1,366	56	1,481	1,481	—	308	—
23. Nagavaram anicut and supply channel	106	106	4,269	2,013	
24. Venkatapuram tank	532	22	593	593	343	179	
25. Kurnool-Cuddapah canal	1,56,131	6,626	1,78,362	3,966	164	4,130	1,74,232	1,83,709	1,51,967	
26. Thippayypalem project	
27. Valluru anicut system	2,106	87	2,443	1,28	71	1,799	644	7,854	4,653	
28. Madras water-supply and irrigation system.	3	..	19,379	799	21,142	5,042	208	5,250	15,892	44,405	38,656	

C-I.—Statement showing the financial results of Irrigation, Navigation, Embankment and Drainage Works (classed as 'Productive' and 'Unproductive') for which Capital and Revenue Accounts are kept in the Madras Presidency for the year ending 1925-26—*cont.*

Works or systems.	Working expenses— <i>cont.</i>										
	Maintenance and Repairs— <i>cont.</i>			Indirect charges.	Grand total of working expenses.	Deduct old maintenance charges.			Total working expenses on improvements.	Net revenue.	
	Deduct recoveries of expenditure	Plantation.	Total cost of maintenance.			Direct charges.	Indirect charges.	Total.		Total.	Due to improvements.
(23)	(24)	(25)	(26)	(27)	(28)	(29)	(30)	(31)	(32)	(33)	
A. IRRIGATION WORKS—<i>cont.</i>											
2. UNPRODUCTIVE WORKS— <i>cont.</i>	RS.		RS.	RS.	RS.	RS.	RS.	RS.	RS.	RS.	RS.
29. Panjapatti reservoir	503	18	533	533	335	335
Total, A. Irrigation—2. Unproductive works.	103	..	3,54,002	15,491	4,05,310	27,626	1,242	28,868	3,76,442	5,75,344	4,12,652
Total, A. Irrigation works ..	21,457	..	41,50,431	1,73,652	50,02,962	3,24,167	12,702	3,36,869	46,66,093	1,45,24,986	95,99,905
B. NAVIGATION, EMBANKMENT AND DRAINAGE WORKS.											
2. UNPRODUCTIVE WORKS.											
1. Ganjam-Gopalapur canal	424	21	445	445	— 367	— 367
2. Buckingham canal	2,519	..	3,23,184	13,731	3,36,915	3,36,915	— 2,59,139	— 2,59,139
3. Vedaranniam canal	3,730	131	3,861	3,861	— 2,832	— 2,832
Total, B. Navigation, etc., works—2. Unproductive works.	2,519	..	3,27,338	13,883	3,41,221	3,41,221	— 2,62,338	— 2,62,338
Total, B. Navigation, etc., works..	2,519	..	3,27,338	13,883	3,41,221	3,41,221	— 2,62,338	— 2,62,338
Total, Construction of Irrigation, etc., works.	23,976	..	44,77,769	1,87,535	53,44,183	3,24,167	12,702	3,36,869	50,97,314	1,42,62,618	93,37,567

C-II.—Statement showing the financial results of Irrigation, Navigation, Embankment and Drainage Works
for, and up to the end of, 1925-26.

(1) Number.	Name of works. (2)	General financial results to end of 1925-26.								
		Mileage in operation.		Estimated cost of construction (direct and indirect). (5)	Date of completion of work. (6) (a)	Date when system first came into operation. (6) (b)	Total capital outlay (direct and indirect). (7)	Accumulated arrears of interest. (8)	Accumulated surplus revenues. (9)	Total sum-at-charge [column (7) + column (8)]. (10)
		Main canals and branches. (3)	Distributaries. (4)							
	A. IRRIGATION WORKS.	MILES.	MILES.	RS.	DATE.	DATE.	RS.	RS.	RS.	RS.
	1. PRODUCTIVE WORKS.									
1	Ganjam minor river system	119	225	2,87,278	2,83,976	..	9,37,268	2,83,976
2	Godavari delta system ..	511 $\frac{1}{8}$	1,995 $\frac{1}{2}$	1,72,63,042	1846-47	1877-78	1,66,42,261	..	10,45,65,816	1,66,42,261
3	Polavaram island project.	18,55,000	1,09,962	2,726	..	1,12,688
4	Kistna delta system ..	349	2,185 $\frac{1}{4}$	1,87,46,086	1855-56	1876-77	1,76,96,854	..	7,80,90,395	1,76,96,854
5	Divi pumping system ..	50	120 $\frac{3}{4}$	25,13,159	1913-14	1917-18	25,47,373	3,41,390	..	28,88,763
6	Pennar river canal system.	30 $\frac{3}{4}$	477	67,88,418	1860-61	1860-61	67,62,896	..	69,82,797	67,62,896
7	Arkenkota channel ..	23 $\frac{3}{4}$..	1,44,445	1,44,445	..	33,315	1,44,445
8	Thadapalli do. ..	83 $\frac{3}{8}$..	1,75,805	1,75,805	..	12,75,820	1,75,805
9	Kalingarayan channel ..	61 $\frac{1}{4}$..	1,80,486	1,80,486	..	3,94,484	1,80,486
10	Palar anicut system ..	156	139	24,60,702	24,60,702	3,50,658	..	28,11,360
11	Poincy do. ..	104	78	3,03,875	1855-56	..	3,03,875	..	11,58,319	3,03,875
12	Cheyar do. ..	61	120	5,34,547	1852-53	..	5,16,627	..	2,22,339	5,16,627
13	Tirukkoyilur anicut system.	137	28 $\frac{1}{2}$	3,92,294	1861-62	..	3,92,614	..	6,08,915	3,92,614
14	Shatrappe anicut system.	41	149	10,99,562	1847-48	..	9,74,673	..	36,98,529	9,74,673
15	Toludur project ..	31 $\frac{3}{4}$..	32,10,000	26,27,363	6,79,465	..	33,06,828
16	Mehamattur anicut system.	15	9 $\frac{1}{4}$	75,381	75,381	..	2,28,143	75,381
17	Vridhachalam anicut system.	33	16	86,685	86,685	..	4,94,218	86,685
18	Lower Coleroon anicut system.	486	620	25,20,876	1848-49	..	20,25,570	..	1,25,25,144	20,25,570

C-II.—Statement showing the financial results of Irrigation, Navigation, Embankment and Drainage Works for, and up to the end of, 1925-26—*cont.*

Number.	Name of work.	General financial results to end of 1925-26— <i>cont.</i>								
		Mileage in operation.		Estimated cost of construction (direct and indirect).	Date of completion of work.	Date when system first came into operation.	Total capital outlay (direct and indirect).	Accumulated arrears of interest.	Accumulated surplus revenues.	Total sum-at-charge [column (7) + column (8)].
		Main canals and branches.	Distributaries.							
(1)	(2)	(3)	(4)	(5)	(6) (a)	(6) (b)	(7)	(8)	(9)	(10)
	A. IRRIGATION WORKS—<i>cont.</i>	MILES.	MILES.	RS.	DATE.	DATE.	RS.	RS.	RS.	RS.
	1. PRODUCTIVE WORKS—<i>cont.</i>									
19	Pelandorai anicut system.	39	25	6,98,995	1836-37	..	6,92,779	5,31,042	..	12,26,821
20	Basavannah channel	4,23,572	20,441	510	..	20,451
21	Cumbum tank	23 $\frac{3}{8}$	86,373	86,373	..	66,474	86,373
22	Chembrambakkam tank ..	10 $\frac{1}{8}$	1 $\frac{5}{8}$	7,64,143	7,64,143	..	3,65,904	7,64,143
23	Cauvery delta system ..	1,507	1,971	66,63,107	58,37,430	..	4,13,45,065	58,37,430
24	Kattalai right bank canal.	6,50,000	5,78,475	14,734	..	5,93,209
25	Cauvery-Mettur project	6,12,00,000	8,68,262	21,553	..	8,89,815
26	Nandyar channel system	31	..	65,715	65,715	32,224	..	97,939
27	Periyar system ..	145	106	1,08,12,416	1896-97	1896-97	1,07,48,835	..	6,97,322	1,07,48,835
28	Sriwikuntam anicut system.	28	46	17,75,063	1870-71	..	17,75,063	..	7,75,593	17,75,063
29	Marudur anicut system ..	29	7 $\frac{1}{2}$	60,772	54,482	..	33,51,607	54,482
	Total, A. Irrigation Works—1. Productive Works.	4,082$\frac{1}{8}$	8,344	14,18,15,777	7,54,99,545	19,77,302	25,78,17,967	7,74,76,848
	2. UNPRODUCTIVE WORKS.									
1	Kushikulya system ..	80	151	52,06,453	1891-92	1892-93	51,90,792	34,73,833	..	86,64,625
2	Nagavalli river system ..	64 $\frac{1}{2}$	47 $\frac{1}{2}$	17,24,549	..	1909-10	17,23,687	4,28,733	..	21,52,420
3	Muniyaru system ..	60 $\frac{3}{4}$	6 $\frac{1}{2}$	6,01,059	6,01,059	3,62,125	..	9,63,184

NOTE.—With effect from 1925-26, the Vallur anicut system has been transferred from the productive to the unproductive class and the Cumbum tank and the Pelandorai anicut system from the unproductive to the productive class.

C-II.—Statement showing the financial results of Irrigation, Navigation, Embankment and Drainage Works for, and up to the end of, 1925-26.—cont.

(1) Number.	Name of work. (2)	General financial results to end of 1925-26.—cont.								
		Mileage in operation.		Estimated cost of construction (direct and indirect). (5)	Date of completion of work. (6) (a)	Date when system first came into operation. (6) (b)	Total capital outlay (direct and indirect). (7)	Accumulated arrears of interest. (8)	Accumulated surplus revenues. (9)	Total sum-at-charge [column (7) + column (8)]. (10)
		Main canals and branches. (3)	Distributaries. (4)							
	A. IRRIGATION WORKS—cont.	MILES.	MILES.	RS.	DATE.	DATE.	RS.	RS.	RS.	RS.
	2. UNPRODUCTIVE WORKS—cont.									
4	Peddabayudu tank of Chinniaroopalem.	2½	¾	63,495	63,495	17,572	..	81,067
5	Jangamaheswarapuram tank.	..	5½	71,664	71,664	38,792	..	1,10,456
6	Atmakur tank	4¼	1,23,379	1,23,379	68,841	..	1,92,220
7	Dondapad tank	6⅝	1,40,004	1,40,004	1,40,702	..	2,80,706
8	Bhavanasi tank	6⅝	..	2,66,404	2,65,491	1,09,432	..	3,74,923
9	Hajipuram tank	4¼	3,11,328	3,11,328	1,56,882	..	4,68,210
10	Ponnalur tank	7	2,18,938	2,18,649	1,54,943	..	3,73,592
11	Anamasamudram-Beraperu tank.	..	2¾	73,573	73,573	38,908	..	1,12,481
12	Mopad project	16¾	84	22,97,000	22,89,697	9,07,087	..	31,96,784
13	Yerur tank	63,553	63,353	24,513	..	87,866
14	Vamula tank	63,757	63,757	49,193	..	1,12,950
15	Barur tank	11	26	4,43,113	1887-88	1887-88	4,43,113	3,60,838	..	8,03,951
15	Kaniyampalayam anicut..	10¾	..	1,28,774	1,28,774	54,343	..	1,83,117
17	Sagileru system	12	..	4,64,727	4,64,727	4,90,960	..	9,55,687
18	Talapulasanku tank	68,824	68,824	45,162	..	1,13,986
19	Markapur tank	7½	..	1,30,333	1,28,148	40,295	..	1,63,443
20	Yellanur do.	8½	2,69,707	2,69,707	1,06,735	..	3,76,442
21	Kocheruvu do.	1¾	1,35,734	1,35,734	72,887	..	2,08,621

**C-II.—Statement showing the financial results of Irrigation, Navigation, Embankment and Drainage Works
for, and up to the end of, 1925-26—cont.**

Number.	Name of work.	General financial results to end of 1925-26—cont.								
		Mileage in operation.		Estimated cost of construction (direct and indirect).	Date of completion of work.	Date when system first came into operation.	Total capital outlay (direct and indirect).	Accumulated arrears of interest.	Accumulated surplus revenues.	Total sum-at-charge [column (7) + column (8)].
		Main canals and branches.	Distributaries.							
(1)	(2)	(3)	(4)	(5)	(6) (a)	(6) (b)	(7)	(8)	(9)	(10)
	A. IRRIGATION WORKS—cont.	MILES.	MILES.	RS.	DATE.	DATE.	RS.	RS.	RS.	RS.
	2. UNPRODUCTIVE WORKS—cont.									
22	Siddapur tank	6 $\frac{1}{2}$	9	8,04,486	8,04,486	3,44,970	..	11,49,456
23	Nagavaram anicut and supply channel.	2	..	1,09,890	1,09,890	36,984	..	1,46,874
24	Venkatapuram tank ..	3 $\frac{1}{2}$..	3,84,921	3,84,921	1,79,856	..	5,64,777
25	Kurnool-Cuddapah canal.	417 $\frac{5}{8}$	294 $\frac{1}{2}$	2,39,72,546	1882-83	1882-83	2,33,85,317	3,34,95,772	..	5,68,81,089
26	Tippayapalem project	3,19,190	82,995	3,168	..	86,163
27	Valluru anicut system ..	5 $\frac{5}{8}$	8	76,282	76,282	16,837	..	93,119
28	Madras water-supply and irrigation system.	11 $\frac{1}{4}$..	18,21,272	18,21,272	25,33,162	..	43,54,434
29	Panjapatti reservoir	1 $\frac{1}{2}$	4,04,600	3,39,276	1,19,386	..	4,58,662
	Total, A. Irrigation Works—Unproductive Works.	718$\frac{5}{8}$	664$\frac{1}{2}$	4,07,59,355	3,98,43,394	4,38,72,891	..	8,37,16,285
	Total, A. Irrigation Works.	4,801	9,008$\frac{1}{2}$	18,25,75,132	11,53,42,940	4,58,50,193	25,78,17,967	16,11,93,133

NOTE.—With effect from 1925-26, the Vallur anicut system has been transferred from the productive to the unproductive class and the Cumbum tank and the Pelandorai anicut system from the unproductive to the productive class.

C-II.—Statement showing the financial results of Irrigation, Navigation, Embankment and Drainage Works for, and up to the end of, 1925-26—cont.

Number.	Name of work.	General financial results to end of 1925-26—cont.								
		Mileage in operation.		Estimated cost of construction (direct and indirect).	Date of completion of work.	Date when system first came into operation.	Total capital outlay (direct and indirect).	Accumulated arrears of interest.	Accumulated surplus revenues.	Total sum-at-charge [column (7) + column (8)].
		Main canals and branches.	Distributaries.							
		MILES.	MILES.	RS.	DATE.	DATE.	RS.	RS.	RS.	RS.
	B. NAVIGATION, EMBANKMENT AND DRAINAGE WORKS.									
	2. UNPRODUCTIVE WORKS.									
1	Ganjam-Gopālpur canal	1,55,493	1,55,493	2,03,360	..	3,58,853
2	Buckingham canal ..	262	..	90,55,326	90,55,326	1,69,02,942	..	2,59,58,268
3	Vedaranniyam canal ..	34½	..	1,36,432	1,36,432	5,34,442	..	6,70,874
	Total, B. Navigation, etc., works—2. Unproductive Works.	296½	..	93,47,251	93,47,251	1,76,40,744	..	2,69,87,995
	Total, B. Navigation, etc., works.	296½	..	93,47,251	93,47,251	1,76,40,744	..	2,69,87,995
	Total, Construction of Irrigation, etc., works.	5,097½	90,081½	19,19,2,383	12,46,99,191	6,34,90,937	25,78,17,967	18,81,81,128

NOTE.—In the case of certain items no entries have been made in columns 6 (a) and 6 (b) as information is not available.

C-II.—Statement showing the financial results of Irrigation, Navigation, Embankment and Drainage Works for, and up to the end of, 1925-26—*cont.*

Number.	Name of work.	Financial results of the year 1925-26.									
		Gross receipts (direct and indirect).	Working expenses (direct and indirect).	Net revenue.	Percentage on capital outlay [column (7)].	Percentage on sum-at-charge [column (10)].	Interest.	Net profit.	Net loss.	Area irrigated.	Percentage of working expenses to receipts [column (11) to column (12)].
		(11)	(12)	(13)	(14)	(15)	(16)	(17)	(18)	(19)	(20)
	A. IRRIGATION WORKS—<i>cont.</i>	RS.	RS.	RS.	PER CENT.	PER CENT.	RS.	RS.	RS.	ACS.	PER CENT.
	PRODUCTIVE WORKS—<i>cont.</i>										
1	Ganjam minor river system.	66,073	47,809	18,264	6.43	6.43	9,340	8,924	..	19,110	72.36
2	Godavari delta system ..	42,80,292	9,66,354	33,13,928	19.91	19.91	15,10,509	28,03,429	..	830,608	22.58
3	Polavaram island project.	2,726	..	2,726
4	Kistna delta system ..	38,68,158	9,00,244	29,67,914	16.77	16.77	5,68,954	23,98,960	..	689,524	23.27
5	Divi pumping do. ..	2,25,301	1,58,513	66,788	2.62	2.21	93,385	24,218	70.35
6	Pennar river canals system	7,26,882	1,01,677	6,25,205	9.24	9.24	1,92,101	4,33,104	..	106,152	13.99
7	Arkenkota channel ..	19,502	9,929	9,573	6.63	6.63	4,681	4,892	..	2,441	50.91
8	Thadapalli do. ..	63,187	19,665	48,522	27.60	27.60	5,478	43,044	..	6,572	28.80
9	Kalingaroyan channel ..	51,192	16,423	34,769	19.26	19.26	5,852	28,917	..	6,475	32.08
10	Palar anicut system ..	2,21,805	92,701	1,29,104	5.25	4.59	78,203	50,901	..	40,510	41.79
11	Poincy do. ..	77,852	25,153	52,699	17.34	17.34	10,884	41,815	..	12,457	32.30
12	Cheygar do. ..	75,722	38,207	37,515	7.26	7.26	17,775	19,740	..	19,133	50.46
13	Tirukkoyilur anicut system.	76,797	16,740	60,057	15.30	15.30	13,022	47,035	..	15,883	21.8
14	Shatiatope do.	1,32,983	31,822	1,01,161	10.38	10.38	30,491	70,670	..	27,784	23.93
15	Toludur project	73,528	19,971	53,557	2.04	1.62	1,08,086	..	54,529	11,103	27.16
16	Mahamattur anicut system.	20,552	4,076	16,476	21.86	21.86	2,489	13,987	..	3,770	19.83
17	Vridhaobalam do.	32,321	9,445	22,876	26.39	26.39	2,799	20,077	..	6,876	29.22
18	Lower Coleroon do.	4,25,742	2,75,493	1,50,249	7.42	7.42	64,333	85,916	..	71,091	64.71

**C-II.—Statement showing the financial results of Irrigation, Navigation, Embankment and Drainage Works
for, and up to the end of, 1925-26—cont.**

Number.	Name of work.	Financial results of the year 1925-26—cont.									
		Gross receipts (direct and indirect). (11)	Working expenses (direct and indirect). (12)	Net revenue. (13)	Percentage on capital outlay [column (7)]. (14)	Percentage on sum-at-charge [column 10]. (15)	Interest. (16)	Net profit. (17)	Net loss. (18)	Area irrigated. (19)	Percentage of working expenses to receipts [column (11) to column (12)]. (20)
		RS.	RS.	RS.	PER CENT.	PER CENT.	RS.	RS.	RS.	ACS.	PER CENT.
	A. IRRIGATION WORKS—cont.										
	1. PRODUCTIVE WORKS—cont.										
19	Pelandorai anicut system.	53,745	27,186	26,559	3.83	2.16	22,013	4,546	..	10,396	50.58
20	Basannah channel	510	..	510
21	Cumbum tank	5,736	1,730	4,006	4.64	4.64	2,793	1,213	..	114	30.16
22	Chembrambakkam tank ..	39,729	1,749	37,980	4.97	4.97	21,885	16,095	..	3,485	4.40
23	Cauvery delta system ..	17,77,214	8,09,740	9,67,474	16.57	16.57	1,96,640	7,70,834	..	198,856	45.56
24	Kattalai right bank canal.	14,734	..	14,734
25	Cauvery-Metar project	21,935	..	21,935
26	Nandivar channel system..	10,989	7,485	3,504	5.38	3.57	2,123	1,371	..	2,793	68.11
27	Poriyar system	8,92,209	4,82,971	4,29,238	3.99	3.99	3,46,419	82,819	..	100,419	51.89
28	Srivaikuntam anicut system.	1,55,508	1,99,506	— 43,998	— 2.48	— 2.48	56,658	..	1,00,656	19,297	128.29
29	Marudur anicut system ..	98,885	45,062	53,823	98.71	98.71	1,747	52,076	..	14,301	45.57
	Total, 1. Productive Works	1,34,76,904	42,89,651	91,87,253	12.17	11.86	24,08,575	67,78,678	..	2,243,130	31.83
	2. UNPRODUCTIVE WORKS.										
1	Rushikulya system	1,92,357	1,12,821	79,536	1.53	.91	1,69,243	..	80,707	51,344	58.65
2	Nagavalli river system ..	81,043	28,632	57,411	3.33	2.67	56,762	649	..	10,327	29.16
3	Muniyaru river system ..	25,190	8,754	16,436	2.73	1.71	19,041	..	2,605	5,937	34.75

NOTE.—With effect from 1926-26, the Vallur anicut system has been transferred from the productive to the unproductive class and the Cumbum tank and the Pelandorai anicut system from the unproductive to the productive class.

C-II.—Statement showing the financial results of Irrigation, Navigation, Embankment and Drainage Works for, and up to the end of, 1925-26—cont.

Number.	Name of work.	Financial results of the year 1925-26—cont.									
		Gross receipts (direct and indirect).	Working expenses (direct and indirect).	Net revenue.	Percentage on capital outlay [column (7)].	Percentage on sum-at-charge [column (10)].	Interest.	Net profit.	Net loss.	Area irrigated.	Percentage of working expenses to receipts [column (11) to column (12)].
		(11)	(12)	(13)	(14)	(15)	(16)	(17)	(18)	(19)	(20)
	A. IRRIGATION WORKS—cont.	RS.	RS.	RS.	PER CENT.	PER CENT.	RS.	RS.	RS.	ACS.	PER CENT.
	2. UNPRODUCTIVE WORKS—cont.										
4	Peddānayudu tank of Chinniaropalem.	900	20	880	1.39	1.09	2,065	..	1,185	..	2.22
5	Jangamaheswarapuram tank.	1,225	187	1,038	1.45	.94	2,038	..	1,000	377	15.27
6	Atmakur tank	1,689	711	978	.79	.51	3,656	..	2,678	762	42.09
7	Dondapad tank	1,190	59	1,131	.81	.40	4,149	..	3,018	332	4.97
8	Bhavanasi tank	4,902	5,501	— 599	— .23	— .16	9,850	..	10,449	632	11.22
9	Hajipuram tank	5,358	935	4,423	1.42	.94	9,256	..	4,833	1,855	17.45
10	Ponnalur tank	5,145	2,182	2,963	1.36	.79	6,916	..	3,953	967	42.41
11	Anamasamudram-Beraperu tank.	1,358	— 877	2,235	3.04	1.99	2,384	..	149	328	..
12	Mopad system	45,095	9,334	35,761	1.56	1.12	83,159	..	47,398	6,353	29.7
13	Yerur tank	3,681	580	3,151	4.97	3.59	2,053	1,098	..	1,434	14.4
14	Vamula tank	2,068	..	2,068
15	Sarur tank	11,473	6,086	6,387	1.44	.79	13,945	..	7,558	2,257	44.33
16	Kaniyampalayan anicut ..	4,000	10,545	— 6,545	— 5.08	— 3.57	5,964	..	12,509	169	26.36
17	Sagileru system	4,683	155	4,528	.97	.47	14,867	..	10,339	957	3.31
18	Talapulavanka tank	2,204	..	2,204
19	Markapur tank	4,761	2,378	2,383	1.86	1.41	4,128	..	1,745	1,613	49.95
20	Yeilanur do.	4,416	320	4,096	1.52	1.09	8,294	..	4,198	943	7.25

**C-II.—Statement showing the financial results of Irrigation, Navigation, Embankment and Drainage Works
for, and up to the end of, 1925-26—cont.**

II Number.	Name of work.	Financial results of the year 1925-26—cont.									
		Gross receipts (direct and indirect). (11)	Working expenses (direct and indirect). (12)	Net revenue. (13)	Percentage on capital outlay [column (7)]. (14)	Percentage on sum-at-charge [column (10)]. (15)	Interest. (16)	Net profit. (17)	Net loss. (18)	Area irrigated. (19)	Percentage of working expenses to receipts [column (11) to column (12)]. (20)
	A. IRRIGATION WORKS—cont.	RS.	RS.	RS.	PER CENT.	PER CENT.	RS.	RS.	RS.	ACS.	PER CENT.
	2. UNPRODUCTIVE WORKS—cont.										
21	Kootheruvu tank ..	— 347	688	— 1,035	— '76	— '49	4,309	..	5,344	— 58	..
22	Siddapur tank ..	1,173	1,481	— 308	— '04	— '03	26,381	..	26,689	295	126·26
23	Nagavaram anicut and supply channel.	2,119	106	2,013	1·83	1·37	3,568	..	1,555	398	5·00
24	Venkatapuram tank ..	772	593	179	'05	'08	12,869	..	12,690	164	76·81
25	Kurnool-Cuddapah canal.	3,26,199	1,74,232	1,51,967	'65	'27	7,83,459	..	6,31,492	67,226	53·41
26	Tippayapalem project	2,576	..	2,576
27	Valluru anicut system ..	5,297	644	4,653	6·10	4·99	2,674	1,979	..	1,520	12·16
28	Madras water-supply and irrigation system.	54,547	15,892	38,655	2·12	'89	53,247	..	14,592	4,870	29·13
29	Panjapatti reservoir ..	868	533	335	'10	'07	12,347	..	12,012	38	61·41
	2. Unproductive Works..	7,89,094	3,76,442	4,12,652	1·04	'49	13,14,472	..	9,01,820	160,610	47·71
	Total, A. Irrigation Works.	1,42,65,998	46,66,093	96,99,905	8·32	5·96	37,23,047	58,76,858	..	2,403,740	32·71

NOTE.—With effect from 1925-26, the Valluru anicut system has been transferred from the productive to the unproductive class and the Cumbum tank and the Pelandurai anicut system from the unproductive to the productive class.

C-II.—Statement showing the financial results of Irrigation, Navigation, Embankment and Drainage Works for, and up to the end of, 1925-26—cont.

Financial results of the year 1925-26—cont.

Number.	Name of work.	Financial results of the year 1925-26—cont.									
		Gross receipts (direct and indirect). (11)	Working expenses (direct and indirect). (12)	Net revenue. (13)	Percentage on capital outlay [column (7)]. (14)	Percentage on sum-at-charge [column (10)]. (15)	Interest. (16)	Net profit. (17)	Net loss. (18)	Area irrigated. (19)	Percentage of working expenses to receipts [column (11) to column (12)]. (20)
		RS.	RS.	RS.	PER CENT.	PER CENT.	RS.	RS.	RS.	ACS.	PER CENT.
	B. NAVIGATION, EMBANKMENT AND DRAINAGE WORKS.										
	2. UNPRODUCTIVE WORKS.										
1	Ganjam-Gopālpur canal ..	78	445	— 367	— 24	— 10	4,758	..	5,125	..	670.51
2	Buckingham canal ..	77,776	3,36,915	— 2,59,139	— 2.86	— .999	2,85,738	..	5,44,877	..	433.19
3	Vedaranniyam canal ..	1,029	3,861	— 2,832	— 2.08	— .42	4,412	..	7,244	..	375.22
	2. Unproductive Works..	78,883	3,41,221	— 2,62,338	— 2.81	— .97	2,94,908	..	5,57,246	..	432.57
	Total, B. Navigation, etc., works.	78,883	3,41,221	— 2,62,338	— 2.81	— .97	2,94,908	..	5,57,246	..	432.57
	Total, Construction of Irrigation, etc., works.	1,43,44,881	50,07,314	93,37,567	7.49	4.96	40,17,955	53,19,612	..	2,403,740	34.91

C-III.—Demands and Realizations during the year 1925-26 in the Madras Presidency.

Irrigation, Navigation, Embankment and Drainage Works (classed as Productive and Unproductive) for which Capital and Revenue Accounts are kept.

Works or systems.	Balance of demands unrealized at commencement of the year.	Demand for the year.	Total.	Deduct remissions including cash refunds.	Net total.	Deduct amount unrealized at close of the year.	Actual total receipts of the year.	Deduct share due to old irrigation.	Net revenue due to improvements
(1)	(2)	(3)	(4)	(5)	(6)	(7)	(8)	(9)	(10)
A IRRIGATION WORKS.									
1. PRODUCTIVE WORKS.									
1. Ganjām minor river system	1,63,719	1,63,719	2,646	1,61,073	1,61,073	95,000	66,073
2. Jodāvāri delta system	44,54,165	44,54,165	49,873	44,04,292	44,04,292	1,24,000	42,80,292
3. Polavaram island project
4. Kistna delta system	39,81,002	39,81,002	41,844	39,39,158	39,39,158	71,000	38,68,158
5. Divi pumping system	2,48,086	2,48,086	2,485	2,45,601	2,45,601	20,300	2,25,301
6. Penner river canals system	9,85,267	9,85,267	2,385	9,82,882	9,82,882	2,56,000	7,26,882
7. Arkenkota channel	38,502	38,502	38,502	38,502	19,000	19,502
8. Thādapullī channel	1,44,187	1,44,187	1,44,187	1,44,187	76,000	68,187
9. Kalingarayan channel	1,36,332	1,36,332	140	1,36,192	1,36,192	85,000	51,192
10. Palar ancient system	3,67,006	3,67,006	20,201	3,46,805	3,46,805	1,25,000	2,21,805
11. Poiney do.	1,19,601	1,19,601	3,749	1,15,852	1,15,852	38,000	77,852
12. Chēyyar do.	1,15,433	1,15,433	711	1,14,722	1,14,722	39,000	75,722
13. Tirakkoyilūr do.	1,36,917	1,36,917	120	1,36,797	1,36,797	60,000	76,797
14. Shatīatopē do.	1,53,312	1,53,312	329	1,52,983	1,52,983	20,000	1,32,983
15. Toludur project	84,118	84,118	84,118	84,118	10,590	73,528
16. Mehamatur ancient system	24,552	24,552	24,552	24,552	4,000	20,552
17. Vriddhachalam do.	40,821	40,821	40,821	40,821	8,500	32,321
18. Lower Coleroon ancient system	5,81,893	5,81,893	1,151	5,80,742	5,80,742	1,55,000	4,25,742
19. Palanderai do.	56,745	56,745	56,745	56,745	3,000	53,745
20. Basavannah channel
21. Cumbum tank	35,764	35,764	28	35,736	35,736	30,000	5,736
22. Chembambakkam tank	55,857	55,857	128	55,729	55,729	16,000	39,729

C-III.—Demands and Realizations during the year 1925-26 in the Madras Presidency—cont.

Irrigation, Navigation, Embankment and Drainage Works (classified as Productive and Unproductive) for which Capital and Revenue Accounts are kept—cont.

Works or systems.	Balance of demands unrealized at commencement of the year.	Demand for the year.	Total.	Deduct remissions including cash re-funds.	Net total.	Deduct amount unrealized at close of the year.	Actual total receipts of the year.	Deduct share due to old irrigation.	Net revenue due to improvements.
(1)	(2)	(3)	(4)	(5)	(6)	(7)	(8)	(9)	(10)
A. IRRIGATION WORKS—cont.									
1. PRODUCTIVE WORKS—cont.									
23. Cauvery delta system	Rs. 51,95,142	Rs. 51,95,142	Rs. 17,928	Rs. 51,77,214	..	Rs. 51,77,214	Rs. 34,00,000	Rs. 17,77,214
24. Kattalsi anicut right bank canal
25. Cauvery-Mettur reservoir project
26. Nandiyar channel system	29,889	29,889	1,900	27,989	..	27,989	1,700	10,989
27. Periyar system	11,03,387	11,03,387	7,178	10,96,209	..	10,96,209	2,04,000	8,92,209
28. Sriveikuntam anicut system	2,41,888	2,41,888	7,180	2,34,508	..	2,34,508	79,000	1,55,508
29. Marudur anicut system	2,14,816	2,14,816	931	2,13,885	..	2,13,885	1,15,000	98,885
Total, A. Irrigation—Productive Works	1,87,08,201	1,87,08,201	1,50,907	1,85,47,294	..	1,85,47,294	50,70,390	1,34,76,904
2. UNPRODUCTIVE WORKS.									
1. Rushikulya system	2,61,975	2,61,975	2,618	2,59,357	..	2,59,357	67,000	1,92,357
2. Nagavalli river system	1,22,197	1,22,197	3,754	1,18,443	..	1,18,443	37,400	81,043
3. Muniyeru system	27,690	27,690	..	27,690	..	27,690	2,500	25,190
4. Peddanayudu tank of Chinnarow-palem.	900	900	..	900	..	900	..	900
5. Jangamaheswarapuram tank	1,750	1,750	26	1,725	..	1,725	500	1,225
6. Atmakur tank	3,020	3,020	1,331	1,689	..	1,689	..	1,689
7. Dondapad tank	1,190	1,190	..	1,190	..	1,190	..	1,190
8. Bhavanasi tank	4,902	4,902	..	4,902	..	4,902	..	4,902
9. Hajipuram tank	5,404	5,404	46	5,358	..	5,358	..	5,358

C-III.—Demands and Realizations during the year 1925-26 in the Madras Presidency—cont.

Irrigation, Navigation, Embankment and Drainage Works (classed as Productive and Unproductive) for which Capital and Revenue Accounts are kept—cont.

Works or systems.	Balance of demands unrealized at commencement of the year.	Demand for the year.	Total.	Deduct remissions including cash refunds.	Net total.	Deduct amount unrealized at close of the year.	Actual total receipts of the year.	Deduct share due to old irrigation.	Net revenue due to improvements.
(1)	(2)	(3)	(4)	(5)	(6)	(7)	(8)	(9)	(10)
A. IRRIGATION WORKS—cont.									
2. UNPRODUCTIVE WORKS—cont.									
10. Ponnalur tank	Rs. 5,145	Rs. 5,145	..	Rs. 5,145	..	Rs. 5,145	..	Rs. 5,145
11. Anamaamudram-Berapur tank	4,958	4,958	..	4,958	..	4,958	3,600	1,358
12. Mopad system	45,534	45,534	6	45,528	..	45,528	433	45,095
13. Yerur tank	4,106	4,106	..	4,106	..	4,106	425	3,681
14. Vamula do.
15. Barur do.	22,882	22,882	6,909	15,973	..	15,973	4,500	11,473
16. Kaniyampalem anicut	4,000	4,000	..	4,000	..	4,000	..	4,000
17. Sagileru system	22,487	22,487	4	22,483	..	22,483	17,800	4,683
18. Talapulavanka tank
19. Markapur tank	6,891	6,891	..	6,891	..	6,891	2,130	4,761
20. Yellanur do.	4,422	4,422	6	4,416	..	4,416	..	4,416
21. Kocheeruvu do.	843	843	210	633	..	633	980	— 347
22. Siddapur do.	1,173	1,173	..	1,173	..	1,173	..	1,173
23. Nagavaram anicut and supply channel.	..	4,375	4,375	..	4,375	..	4,375	2,256	2,119
24. Venkatapuram tank	939	939	3	936	..	936	164	772
25. Kurnool-Cuddapah canal	3,62,448	3,62,448	377	3,62,071	..	3,62,071	35,872	3,26,199
26. Tippyapalam project
27. Vallur anicut system	10,552	10,552	255	10,297	..	10,297	5,000	5,297
28. Madras water-supply and irrigation system.	..	65,930	65,930	383	65,547	..	65,547	11,000	54,547
29. Panjapatti reservoir	868	868	..	868	..	868	..	868
Total, A. Irrigation, 2. Unproductive Works	9,96,581	9,96,581	15,927	9,80,654	..	9,80,654	1,91,560	7,89,094
Total, A. Irrigation Works	1,97,04,782	1,97,04,782	1,76,834	1,95,27,948	..	1,95,27,948	52,61,950	1,42,65,998

C-III.—Demands and Realizations during the year 1925-26 in the Madras Presidency—*cont.*

Irrigation, Navigation, Embankment and Drainage Works (classed as Productive and Unproductive) for which Capital and Revenue Accounts are kept—*cont.*

Works or systems.	Balance of demands unrealized at commencement of the year.	Demand for the year.	Total.	Deduct remissions including cash refunds.	Net total.	Deduct amount unrealized at close of the year.	Actual total receipts of the year.	Deduct share due to old irrigation.	Net revenue due to improvements.
(1)	(2)	(3)	(4)	(5)	(6)	(7)	(8)	(9)	(10)
B. NAVIGATION, EMBANKMENT AND DRAINAGE WORKS.		RS.	RS.	RS.	RS.		RS.	RS.	RS.
2. UNPRODUCTIVE WORKS.									
1. Ganjam-Gopalpur canal	78	78	..	78	..	78	..	78
2. Buckingham canal	77,822	77,822	46	77,776	..	77,776	..	77,776
3. Vedaranniyam canal	1,067	1,067	38	1,029	..	1,029	..	1,029
Total, B. Navigation, etc. Works, 2. Unproductive Works	78,967	78,967	84	78,883	..	78,883	..	78,883
Total, B. Navigation, etc., Works	78,967	78,967	84	78,883	..	78,883	..	78,883
Total, Construction of Irrigation, etc., Works	1,97,83,749	1,97,83,749	1,76,918	1,96,06,831	.	1,96,06,831	52,61,950	1,43,44,881

C-IV.—Statement showing the financial results of Irrigation, Navigation, Embankment and Drainage Works (classed as Productive and Unproductive) for which Capital and Revenue Accounts are kept in the Madras Presidency for the year 1925-26 based on assessment for the year.

Works or systems. (1)	Capital outlay (direct and indirect) to end of the year. (2)	Revenue assessed during the year.							
		Direct revenue.					Indirect revenue, and land revenue due to operations of canal. (8)	Less refunds of revenue. (9)	Grand total. (10)
		Owner's rate. (3)	Plantation. (4)	Navigation. (5)	Miscellaneous. (6)	Total. (7)			
A. IRRIGATION WORKS.	RS.		RS.	RS.	RS.	RS.	RS.	RS.	RS.
1. PRODUCTIVE WORKS.									
1. Ganjam minor river system	2,83,976	9	9	1,61,064	..	1,61,073
2. Godavari delta system	1,66,42,461	..	14,324	1,29,243	48,375	1,91,942	42,13,084	734	44,04,292
3. Polavarum island project	1,09,962
4. Kistna delta system	1,76,96,884	..	4,444	94,494	72,761	1,71,699	37,69,783	2,324	39,39,158
5. Divi pumping system	25,47,373	2,661	2,661	2,42,956	16	2,45,601
6. Penner river canale system	67,62,896	48	3,036	3,084	9,79,829	31	9,82,882
7. Arkenkotta channel system	1,44,445	360	360	38,142	..	38,502
8. Thadapalli do.	1,75,805	2,807	2,807	1,41,380	..	1,44,187
9. Kalingarayan do.	1,80,486	2,827	2,827	1,33,414	49	1,36,192
10. Palar anicut system	24,60,702	..	1,871	..	771	2,642	3,45,784	1,621	3,46,805
11. Poiney do.	3,03,875	..	148	..	229	377	1,15,475	..	1,15,852
12. Cheyyar do.	5,16,627	..	1,380	..	307	1,487	1,13,035	..	1,14,722
13. Tirukkoyilur do.	3,92,514	..	2,484	..	55	3,039	1,33,758	..	1,36,797
14. Shtiatope do.	9,74,573	..	536	..	320	856	1,52,127	..	1,52,983
15. Tuludur project	26,27,363	84,118	..	84,118
16. Mehamattur anicut system	75,381	..	57	..	117	174	24,378	..	24,552
17. Vriddhachalam do.	86,685	..	155	..	123	278	40,543	..	40,821
18. Lower Coleroon do.	20,25,570	..	3,272	..	3,323	6,595	5,74,266	110	5,80,742
19. Polandorai do.	6,92,779	..	278	..	329	607	56,138	..	56,745
20. Baravannah channel	20,441
21. Uumbum tank	86,373	35,736	..	35,736
22. Chembrambakam tank	7,64,143	..	2	..	262	264	55,465	..	55,729

C-IV.—Statement showing the financial results of Irrigation, Navigation, Embankment and Drainage Works (classified as Productive and Unproductive) for which Capital and Revenue accounts are kept in the Madras Presidency for the year 1925-26 based on assessment for the year—*cont.*

88

Works or systems.	Capital outlay (direct and indirect) to end of the year.	Revenue assessed during the year.							
		Direct revenue.					Indirect revenue and land revenue due to operations of canal.	Less refunds of revenue.	Grand total.
		Owner's rate.	Plantation.	Navigation.	Miscellaneous.	Total.			
(1)	(2)	(3)	(4)	(5)	(6)	(7)	(8)	(9)	(10)
A. IRRIGATION WORKS—<i>cont.</i>									
1. PRODUCTIVE WORKS—<i>cont.</i>									
23. Cauvery delta system	58,37,430	..	9,172	..	13,392	22,564	51,55,356	706	51,77,214
24. Kattalai anicut right bank canal	5,78,475
25. Cauvery Mettur reservoir project	8,68,262
26. Nandiyar channel system	65,715	..	577	..	1,070	1,647	26,342	..	27,989
27. Periyar system	1,07,48,835	..	3,882	609	12,566	17,057	10,79,214	62	10,96,209
28. Srivaikuntam anicut system	17,75,063	..	1,376	..	3,676	5,052	2,29,456	..	2,34,508
29. Marudur anicut system	54,482	..	302	..	1,876	2,178	2,11,726	19	2,13,885
Total, A. Irrigation—									
1. Productive Works..	7,54,99,546	..	44,760	2,24,394	1,71,252	4,40,406	1,81,12,569	5,681	1,85,47,294
2. UNPRODUCTIVE WORKS.									
1. Rushikulya system	51,90,792	2,749	2,749	2,56,635	27	2,59,357
2. Nagavalli river system	17,23,687	..	5	..	548	553	1,17,896	8	1,18,443
3. Muniyeru system	6,01,079	1,303	1,303	26,387	..	27,690
4. Peddanayudu tank of Chinnaraopalem..	63,495	900	900	900
5. Jangamaheswarapuram tank	71,654	1,725	..	1,725
6. Atmakur tank	1,23,379	1,689	..	1,689
7. Dondapad tank	1,40,004	1,190	..	1,190
8. Bhavanasi tank	2,65,491	4,902	..	4,902
9. Hajipuram tank	3,11,328	459	459	4,899	..	5,358
10. Ponnalur tank	2,18,644	5,145	..	5,145

APPENDIX I

C.IV.—Statement showing the financial results of Irrigation, Navigation, Embankment and Drainage Works (classed as Productive and Unproductive) for which Capital and Revenue Accounts are kept in the Madras Presidency for the year 1925-26 based on assessment for the year—*cont.*

12

Works or systems.	Capital outlay (direct and indirect) to end of the year.	Revenue assessed during the year.							
		Direct revenue.					Indirect revenue, and land revenue due to operations of canal.	Less refunds of revenue.	Grand total.
		Owner's rate.	Planta-tion.	Navi-gation.	Miscel-laneous.	Total.			
(1)	(2)	(3)	(4)	(5)	(6)	(7)	(8)	(9)	(10)
A.—IRRIGATION WORKS—<i>cont.</i>	RS.		RS.	RS.	RS.	RS.	RS.	RS.	RS.
2. UNPRODUCTIVE WORKS—<i>cont.</i>									
11. Anamasamudram-Beraperu tank ..	73,573	4,958	..	4,958
12. Mopad project	22,89,697	311	311	45,217	..	45,528
13. Yerur tank	63,353	4,106	..	4,106
14. Vemula tank	63,757
15. Barur tank	4,43,113	1,513	1,513	14,462	2	15,973
16. Kaniyampalayam anicut	1,28,774	4,000	4,000	4,000
17. Sagileru system	4,64,727	96	96	22,387	..	22,483
18. Talapulavanka tank	68,824
19. Markapur tank	1,28,148	6,891	..	6,891
20. Yellanur tank	2,09,707	4,416	..	4,416
21. Kocheruvu tank	1,35,734	633	..	633
22. Eddapur tank	8,04,486	1,173	..	1,173
23. Nagavaram anicut and supply channel ..	1,09,890	4,375	..	4,375
24. Venkatapuram tank	3,84,921	936	..	936
25. Kurnool-Cuddapah canal	2,33,85,317	..	1	1,155	13,063	14,219	3,48,173	321	3,62,071
26. Tippayaalem project	82,995
27. Valluru anicut system	76,282	..	179	..	125	304	9,993	..	10,297
28. Madras water-supply and irrigation system.	18,21,272	..	122	..	35,146	35,268	30,279	..	65,547
29. Panjapati reservoir	3,39,276	71	71	797	..	868
Total, A. Irrigation— 2. Unproductive Works ..	3,98,43,394	..	307	1,155	60,284	61,746	9,19,264	356	9,80,654
Total, A. Irrigation Works ..	11,53,42,940	..	45,067	2,25,549	2,31,536	5,02,152	1,90,31,833	6,037	1,95,27,948

C-IV.—Statement showing the financial results of Irrigation, Navigation, Embankment and Drainage Works (classed as Productive and Unproductive) for which Capital and Revenue Accounts are kept in the Madras Presidency for the year 1925-26 based on assessment for the year—*cont.*

Works or systems. (1)	Capital outlay (direct and indirect) to end of the year. (2)	Revenue assessed during the year.							
		Direct revenue.					Indirect revenue, and land revenue due to operations of canal. (8)	Less refunds of revenue. (9)	Grand total. (10)
		Owner's rate. (3)	Plantation. (4)	Navigation. (5)	Miscellaneous. (6)	Total. (7)			
B. NAVIGATION, EMBANKMENT AND DRAINAGE WORKS.	RS.		RS.	RS.	RS.	RS.	RS.	RS.	RS.
2. UNPRODUCTIVE WORKS.									
1. Ganjam-Gopalpur canal	1,55,493	..	78	78	78
2. Buckingham do.	90,55,326	..	8,532	66,454	2,886	77,822	..	46	77,776
3. Vedaranniyam do.	1,36,432	1,062	5	1,067	..	38	1,029
Total, B. Navigation, etc., Works— 2. Unproductive Works	93,47,251	..	8,610	67,516	2,841	78,967	..	84	78,883
Total, B. Navigation, etc., Works	93,47,251	..	8,610	67,516	2,841	78,967	..	84	78,883
Total, Construction of Irrigation, etc., Works.	12,46,90,191	..	53,677	2,93,065	2,34,377	5,81,119	1,90,31,833	6,121	1,96,06,831

C-IV.—Statement showing the financial results of Irrigation, Navigation, Embankment and Drainage Works (classified as Productive and Unproductive) for which Capital and Revenue Accounts are kept in the Madras Presidency for the year 1925-26 based on assessment for the year—cont.

Works or systems.	Revenue assessed during the year—cont.					Net revenue of the year.		Percentage on capital outlay to end of year (improvements only).
	Deduct share due to old irrigation.	Total revenue due to improvements.	Working expenses.			Total.	Due to improvements.	
			Total charges (direct and indirect).	Deduct old maintenance charges.	Total working expenses on improvements.			
(11)	(12)	(13)	(14)	(15)	(16)	(17)	(18)	
A. IRRIGATION WORKS—cont.	RS.	RS.	RS.	RS.	RS.	RS.	RS.	
1. PRODUCTIVE WORKS—cont.								
1. Ganjam minor river system	95,000	66,073	54,984	7,175	47,809	1,06,089	18,264	6.43
2. Godavari delta system	1,24,000	42,80,292	9,66,354	..	9,66,354	34,37,938	33,13,938	19.91
3. Polavaram Island project
4. Kistna delta system	71,000	38,68,158	9,00,244	..	9,00,244	30,38,914	29,67,914	16.77
5. Divi pumping system	20,300	2,25,301	1,76,487	17,974	1,58,513	69,114	66,788	2.62
6. Penner river canals system	2,56,000	7,26,882	1,45,437	43,760	1,01,677	8,37,445	6,25,205	9.24
7. Arkenkotta channel system	19,000	19,502	11,168	1,339	9,929	27,334	9,573	6.63
8. Thatapalli do.	76,000	68,187	24,616	4,951	19,665	1,19,571	48,522	27.60
9. Kalingarayan do.	85,000	51,192	21,961	5,538	16,423	1,14,231	34,769	19.26
10. Palar ancient system	1,25,000	2,21,805	96,984	4,283	92,701	2,49,821	1,29,104	5.25
11. Poiney do.	38,000	77,852	29,485	4,332	25,153	86,367	52,699	17.34
12. Cheyyar do.	39,000	75,722	42,655	4,448	38,207	72,067	37,515	7.26
13. Tirukkoyilur do.	60,000	76,797	23,583	6,843	16,740	1,13,214	60,057	15.30
14. Shatatope do.	20,000	1,32,983	34,102	2,280	31,822	1,18,881	1,01,161	10.38
15. Toludur project	10,590	73,528	19,971	..	19,971	64,147	53,557	2.04
16. Mehamattur ancient system	4,000	20,552	4,957	881	4,076	19,595	16,476	21.86
17. Vriddhachalam do.	8,500	32,321	3,445	..	9,445	31,376	22,876	26.39
18. Lower Coleroon do.	1,55,000	4,25,742	2,84,846	9,353	2,75,493	2,95,396	1,50,249	7.42
19. Palandurai do.	3,000	53,745	27,347	161	27,186	29,398	25,559	3.83
20. Basavanna channel
21. Cumbum tank	30,000	5,736	2,825	1,095	1,730	32,911	4,006	4.64
22. Chembarambakkam tank	16,000	39,729	9,180	7,431	1,749	46,549	37,980	4.97

C-IV.—Statement showing the financial results of Irrigation, Navigation, Embankment and Drainage Works (classed as Productive and Unproductive) for which Capital and Revenue Accounts are kept in the Madras Presidency for the year 1925-26 based on assessment for the year—*cont.*

92

Works or systems.	Revenue assessed during the year— <i>cont.</i>					Net revenue of the year.		Percentage on capital outlay to end of year (improvements only).
	Deduct share due to old irrigation.	Total revenue due to improvements.	Working expenses.			Total.	Due to improvements.	
			Total charges (direct and indirect).	Deduct old maintenance charges.	Total working expenses on improvements.			
(11)	(12)	(13)	(14)	(15)	(16)	(17)	(18)	
A. IRRIGATION WORKS—<i>cont.</i>	RS.	RS.	RS.	RS.	RS.	RS.	RS.	
1. PRODUCTIVE WORKS—<i>cont.</i>								
23. Cauvery delta system	34,00,000	17,77,214	9,45,434	1,35,694	8,09,740	42,31,780	9,67,474	16.57
24. Kattalai anicut right bank canal
25. Cauvery-Mettur reservoir project
26. Nandiyar channel system	17,000	10,989	11,805	4,120	7,485	16,384	3,504	5.33
27. Periyar system	2,04,000	8,92,209	4,96,236	33,265	4,62,971	5,99,973	4,29,238	3.99
28. Srivaikuntam anicut system	79,000	1,55,508	2,06,647	7,141	1,99,506	27,861	— 43,998	— 2.48
29. Marudur anicut system	1,15,000	98,885	51,099	6,037	45,062	1,62,786	53,823	98.71
Total, A. Irrigation— 1. Productive Works..	50,70,390	1,34,76,904	45,97,652	3,08,001	42,89,651	1,39,49,642	91,87,253	12.17
2. UNPRODUCTIVE WORKS.								
1. Rushikulya system	67,000	1,92,357	1,21,427	8,606	1,12,821	1,37,930	79,536	1.53
2. Naga Valli river system	37,400	81,043	28,092	4,460	23,632	90,351	57,411	3.33
3. Muniyernu system	2,500	25,190	9,081	327	8,754	18,609	16,436	2.73
4. Peddanayudu tank of Chinaraopalem	900	20	..	20	880	880	1.39
5. Jangamabeswarapuram tank	500	1,225	187	..	187	1,538	1,038	1.45
6. Atmakur tank	1,689	711	..	711	978	978	.79
7. Dondapad tank	1,190	59	..	59	1,131	1,131	.81
8. Bhavanasi tank	4,902	5,501	..	5,501	— 599	— 599	— .23
9. Hajipuram tank	— 5,358	935	..	935	4,423	4,423	1.42
10. Ponnalur tank	5,145	2,182	..	2,182	2,963	2,963	1.36

APPENDIX I

C-IV.—Statement showing the financial results of Irrigation, Navigation, Embankment and Drainage Works (classed as Productive and Unproductive) for which Capital and Revenue Accounts are kept in the Madras Presidency for the year 1925-26 based on assessment for the year—*cont.*

Works or systems.	Revenue assessed during the year— <i>cont.</i>					Net revenue of the year.		Percentage on capital outlay to end of year (improvements only).
	Deduct share due to old irrigation.	Total revenue due to improvements.	Working expenses.			Total.	Due to improvements.	
			Total charges (direct and indirect).	Deduct old maintenance charges.	Total working expenses on improvements.			
(11)	(12)	(13)	(14)	(15)	(16)	(17)	(18)	
A—IRRIGATION WORKS—<i>cont.</i>	RS.	RS.	RS.	RS.	RS.	RS.	RS.	
2. UNPRODUCTIVE WORKS—<i>cont.</i>								
11. Anamasamudram-Beraperu tank ..	3 600	1,358	68	945	— 877	4,890	2,235	3·04
12. Mopad system	435	45,095	9,534	..	9,334	56,194	35,761	1·56
13. Yerur tank	425	3,681	530	..	530	3,576	3,151	4·97
14. Vemula tank
15. Barur tank	4,500	11,473	5,086	..	5,086	10,887	6,387	1·44
16. Kaniyapalayam anicut	4,000	10,545	..	10,545	— 6,545	— 6,545	— 5·08
17. Sagileru system	17,800	4,683	3,171	3,016	155	19,312	4,528	·97
18. Talapulavanka tank
19. Markapur tank	2,130	4,761	2,713	335	2,378	4,178	2,383	1·86
20. Yellanur tank	4,416	320	..	320	4,096	4,096	1·52
21. Kuchuruvu tank	980	— 347	688	..	688	— 55	— 1,035	— ·76
22. Siddapur tank	1,173	1,481	..	1,481	— 308	— 308	— ·04
23. Nagavaram anicut and supply channel.	2,256	2,119	106	..	106	4,269	2,013	1·83
24. Venkatapuram tank	164	772	593	..	593	343	179	·05
25. Kurnool-Cuddapah canal	35,872	3,26,199	1,78,362	4,130	1,74,232	1,83,709	1,51,967	·65
26. Tippyapalem project
27. Valluru anicut system	5,000	5,297	2,443	1,799	644	7,854	4,653	6·10
28. Madras water-supply and irrigation system.	11,000	54,547	21,142	5,259	15,892	44,405	38,655	2·12
29. Panjapatli reservoir	868	533	..	533	335	335	·10
Total, A. Irrigation— 2. Unproductive Works ..	1,91,560	7,89,094	4,05,310	28,868	3,76,442	5,75,344	4,12,652	1·04
Total, A. Irrigation Works ..	52,61,950	1,42,65,998	50,02,962	3,36,869	46,66,093	1,45,24,986	95,99,905	8·32

C-IV.—Statement showing the financial results of Irrigation, Navigation, Embankment and Drainage Works (classed as Productive and Unproductive) for which Capital and Revenue Accounts are kept in the Madras Presidency for the year 1925-26 based on assessment for the year—*cont.*

Works or systems.	Revenue assessed during the year— <i>cont.</i>					Net revenue of the year.		Percentage on capital outlay to end of year (improvements only)
	Deduct share due to old irrigation.	Total revenue due to improvements.	Working expenses.			Total.	Due to improvements.	
			Total charges (direct and indirect).	Deduct old maintenance charges.	Total working expenses on improvements.			
(11)	(12)	(13)	(14)	(15)	(16)	(17)	(18)	
B. NAVIGATION, EMBANKMENT AND DRAINAGE WORKS.	RS.	RS.	RS.	RS.	RS.	RS.	RS.	
2. UNPRODUCTIVE WORKS.								
1. Ganjam-Gopalpur canal	78	445	..	445	— 357	— 367	— 24
2. Buckingham do.	77,776	3,36,915	..	3,36,915	— 2,69,139	— 2,59,139	— 2.86
3. Vederanniyam do.	1,029	3,861	..	3,861	— 2,832	— 2,832	— 2.08
Total, B. Navigation, etc., Works— 2. Unproductive Works	78,883	3,41,221	..	3,41,221	— 2,62,338	— 2,62,338	— 2.81
Total, B. Navigation, etc., Works	78,883	3,41,221	..	3,41,221	— 2,62,338	— 2,62,338	— 2.81
Total, Construction of Irrigation Works	52,61,950	1,43,44,881	53,44,183	3,36,869	50,07,314	1,42,62,648	93,37,567	7.49

D. I.—Statement of traffic on the principal navigable canals in the Madras Presidency during the year 1925-26.

(1)	Godavari canals.	Kistna canals.	Kurnool-Cuddapah canal.	Buckingham canal.	West Coast canals.	Dammagudem canal.	Vedaranniyam canal.	Total.
(1)	(2)	(3)	(4)	(5)	(6)	(7)	(8)	(9)
Length of canal open for navigation. Miles.	507	376½	190	262	121	2	34½	1,493
Receipts—								
Tolls Rs.	8,366	8,366
Testing fees	307	..	489	796
Annual licence fees	30,708	33,292	..	36,169	4,734	846	979	1,15,727
Six weeks' do.	46,833	21,377	..	8,388	22	76,620
Registration fees	26	26
Wharfage do.	11,0 ^c 2	14,853	..	11,622	37,497
Demurrage do.	1	142	..	248	391
Raft fees	17,419	39	3,607	1	20,966
Numbering fees	491	402	..	29	59	981
Fines	2	2
Ground-rents	8,680	12,054	..	6,821	4	27,559
Miscellaneous	2	3	..	11,369	11,374
Refunds	— 46	— 101	..	— 37	— 4	..	— 38	— 226
Government boats and steamers	23,298	11,000	34,298
Boat rent	4,770	12,401	1,050	712	18,913
Total, Receipts	1,52,178	1,05,343	1,030	76,183	13,096	4,381	1,029	3,53,290
Maintenance charges, including special navigation establishment.	1,02,748	64,394	4,374	2,47,127	4,870	4,711	3,007	4,38,231
Net revenue	42,430	40,999	— 3,344	— 1,70,944	8,226	— 330	— 1,978	— 84,941
Total number of boats plying cargo ..	10,729	3,752	25	1,276	34,777	220	108	73,206
Do. passengers								
Total tonnage, cargo boats	700,770	394,539	1,703	93,652	212,209	2,525½	8,794½	1,414,092½
Do. passenger boats								

D-I --Statement of traffic on the principal navigable canals in the Madras Presidency during the year 1925-26--cont.

(1)	Godavari canals.	Kistna canals.	Kurnool-Cuddapah canal.	Buckingham canal.	West Coast canals.	Dummagudem canal.	Vedaranniyam canal.	Total.
(1)	(2)	(3)	(4)	(5)	(6)	(7)	(8)	(9)
Ton mileage, up	4,910,754	5,661,432	18,906	5,176,294	6,950,006	912	65,644	22,643,748
Do. down	10,023,579	6,288,960	7,644	759,862	6,012,579	14,039	132,881	23,239,544
Total ..	14,934,333	11,950,392	26,550	5,896,156	12,862,585	14,951	198,525	45,883,292
Estimated value of cargoes, up Re.	9,03,74,251	2,89,59,010	1,79,269	45,42,948	2,02,21,422	9,94,779	10,05,717	16,94,69,640
Do. down ..								
Total ..	9,08,74,251	3,54,96,304	2,41,661	45,42,948	3,56,37,548	9,94,779	16,82,149	16,94,69,640
Number of passengers	1,491,621	181,057	..	82,492	7,348	192	..	1,762,710
Rafts, tons, up	68,635	2,317	..	41	54,305	12,090	..	146,031
Do. down								
Total ..	68,635	7,373	..	311	57,622	12,090	..	146,031
Estimated value of rafts .. Re.	67,36,916	7,82,844	..	33,037	78,25,131	16,68,525	..	1,70,46,473
Tollage on boats per ton per mile.	As. 3
Tollage on rafts per								
100 square feet { Timber	Re. 1 4
{ Rafting	As. 8 2

D-II.—Description and quantities of goods, etc., carried on the principal canals in the Madras Presidency during the year 1925-26.

Description. (1)	Godavari canals.						Kistna canals.				
	Total, Government and Private.				Private.		Total, Government and Private.				
	Quantity, tons.			Value.	Quantity. Tons.	Value.	Quantity, tons.			Value.	
	Up. (2)	Down. (3)	Total. (4)				Up. (8)	Down. (9)	Total. (10)		
<i>Boat Traffic.</i>				RS.		RS.				RS.	
Cotton, raw and manufactured ..	485	543	1,028	24,08,818	1,028	24,08,818	19	86	105	3,03,766	
Woollen goods do. ..	3	151	154	10,19,018	154	10,19,018	1	18	19	66,975	
Dyes and tans	150	315	465	14,66,924	465	14,66,924	21	520	541	18,93,996	
Rice and paddy	143,726	66,373	210,099	2,97,13,233	210,099	2,97,13,233	95,818	18,104	113,922	1,38,33,378	
Other food-grains	2,256	19,440	21,696	35,58,144	21,696	35,58,144	2,589	4,341	6,930	11,36,520	
Hides and skins	40	100	140	1,72,545	140	1,72,545	76	16	92	1,34,640	
Liquors	172	264	436	10,24,164	436	10,24,164	3	30	33	77,517	
Metals	710	703	1,413	7,65,132	1,413	7,65,132	150	202	352	1,45,544	
Oils	1,651	3,999	5,650	48,25,100	5,650	48,25,100	365	882	1,247	10,64,938	
Oil-seeds	6,058	4,820	10,878	26,75,988	10,878	26,75,988	2,306	740	3,046	7,49,316	
Provisions	33,166	19,989	53,155	2,28,03,495	53,155	2,28,03,495	8,877	3,253	12,130	52,03,770	
Salt	8,990	5,494	14,484	13,47,012	14,484	13,47,012	7,053	2,440	9,493	8,82,849	
Spices	262	1,018	1,280	20,05,760	1,280	20,05,760	..	7	7	10,969	
Sugar and jaggery	5,482	3,527	8,991	22,97,127	8,991	22,97,127	523	363	886	2,25,930	
Tobacco	714	1,057	4,771	63,06,697	4,771	63,06,697	1,981	1,785	3,766	45,47,280	
Building materials	112,545	143,722	256,267	7,03,058	256,267	7,03,058	12,065	168,808	180,873	5,52,212	
Miscellaneous goods	30,665	17,783	48,448	28,07,914	48,448	28,07,914	9,984	17,622	27,606	28,74,564	
Timber	4,168	11,354	15,512	23,73,336	15,512	23,73,336	1,196	4,089	5,285	8,08,605	
Firewood	13,526	5,833	19,359	3,09,744	19,359	3,09,744	11,876	317	12,193	1,95,088	
Bamboos	367	25,263	25,630	10,50,830	25,630	10,50,830	2,383	13,140	15,523	6,36,443	
Coal and coke	108	134	242	13,310	242	13,310	64	52	116	6,380	
Jute	584	87	671	2,52,296	671	2,52,296	8	366	374	1,40,624	
Treasure	1	1	9,75,000	1	9,75,000	
Kerosene oil	
Cotton seeds	

D-II.—Description and quantities of goods, etc., carried on the principal canals in the Madras Presidency during the year 1925-26—*cont.*

Description.	Godavari canals.						Kistna canals.			
	Total, Government and Private.				Private.		Total, Government and Private.			
	Quantity, tons.			Value.	Quantity.	Value.	Quantity, tons.			Value.
	Up.	Down.	Total.		Tons.		Up.	Down.	Total.	
(1)	(2)	(3)	(4)	(5)	(6)	(7)	(8)	(9)	(10)	(11)
<i>Boat traffic—cont.</i>				RS.		RS.				RS.
Poles
Scantlings
Total, Boat Traffic ..	365,798	334,972	700,770	9,08,74,251	700,770	9,08,74,251	157,358	237,181	394,539	3,54,96,304
<i>Raft Traffic.</i>										
Timber in logs	29	33,610	33,639	49,78,572	33,639	49,78,572	1,399	2,649	4,048	5,99,104
Squared timber	26	2,334	2,360	4,86,160	2,360	4,86,160	1	312	313	64,478
Sleepers, broad gauge
Do. metre gauge
Scantlings	6	6	1,284
Poles	15	..	15	1,515	15	1,515	10	2	12	1,212
Firewood	23	39	62	868	62	868
Bamboos and reeds	203	32,356	32,559	12,69,801	32,539	12,69,801	907	2,087	2,994	1,16,766
Total, Raft Traffic ..	296	68,339	68,635	67,36,916	68,635	67,36,916	2,317	5,056	7,373	7,82,844
Grand Total ..	366,094	403,311	769,405	9,76,11,167	769,405	9,76,11,167	159,675	242,237	401,912	3,62,79,148

D-II.—Description and quantities of goods, etc., carried on the principal canals in the Madras Presidency during the year 1925-26—cont.

Description.	Kistna canals—cont.		Kurnool-Cuddapah canal.					
	Private.		Total, Government and Private.				Private.	
	Quantity.	Value.	Quantity, tons.			Value.	Quantity.	Value.
	Tons.		Up.	Down.	Total.		Tons.	
(12)	(13)	(14)	(15)	(16)	(17)	(18)	(19)	
<i>Boat Traffic.</i>		RS.				RS.		RS.
Cotton, raw and manufactured	105	3,03,766	40	8	48	40,895	48	40,896
Woollen goods do.	19	66,975
Dyes and tans	541	18,98,996	70	..	70	4,900	70	4,900
Rice and paddy	113,922	1,38,33,378	14	..	14	1,652	14	1,652
Other food-grains	6,930	11,36,520	277	183	460	75,840	373	61,608
Hides and skins	92	1,34,640
Liquors	33	77,517
Metals	352	1,45,644
Oils	1,247	10,64,938
Oil-seeds	3,046	7,49,316	295	26	321	86,526	301	81,046
Provisions	12,130	52,03,770
Salt	9,493	8,82,849	75	139	214	19,902	214	19,902
Spices	7	10,969
Sugar and jaggery	886	2,25,930	..	4	4	1,020	4	1,020
Tobacco	3,766	45,47,280
Building materials	175,363	5,48,372	..	12	12	15	12	15
Miscellaneous goods	27,586	28,72,604	..	10	10	1,900	10	1,900
Timber	5,285	8,08,605
Firewood	12,193	1,95,088	470	70	540	7,560	450	6,300
Bamboos	15,523	6,36,443
Coal and coke	116	6,380
Jute	374	1,40,624
Treasure
Kerosene-oil	5	5	1,000	5	1,000
Cotton seeds	6	6	450	5	450

D-II.—Description and quantities of goods, etc., carried on the principal canals in the Madras Presidency during the year 1925-26—*cont.*

Description.	Kistna canals— <i>cont.</i>		Kurnool-Cuddapah canal.					
	Private.		Total, Government and Private.				Private.	
	Quantity.	Value.	Quantity, tons.			Value.	Quantity.	Value.
	Tons.		Up.	Down.	Total.		Tons.	
(12)	(13)	(14)	(15)	(16)	(17)	(18)	(19)	
<i>Boat Traffic—cont.</i>		RS.				RS.		RS.
Poles
Scantlings
Total, Boat Traffic ..	389,009	3,54,90,504	1,241	462	1,703	2,41,661	1,506	2,20,589
<i>Raft Traffic.</i>								
Timber in logs	2,928	4,33,344
Squared timber	309	63,654
Sleepers, broad gauge
Do. metre gauge
Scantlings	6	1,284
Poles	3	303
Firewood
Bamboos and reeds	1,594	62,166
Total, Raft Traffic ..	4,840	5,60,751
Grand Total ..	393,849	3,60,51,255	1,241	462	1,703	2,41,661	1,506	2,20,589

D-II.—Description and quantities of goods, etc., carried on the principal canals in the Madras Presidency during the year 1925-26—cont.

Description.	Buckingham canal.						West Coast canals.					
	Total, Government and Private.				Private.		Total, Government and Private.				Private.	
	Quantity, tons.			Value.	Quantity.	Value.	Quantity, tons.			Value.	Quantity.	Value.
	Up.	Down.	Total.				Up.	Down.	Total.			
(20)	(21)	(22)	(23)	(24)	(25)	(26)	(27)	(28)	(29)	(30)	(31)	
<i>Boat Traffic.</i>				RS.						RS.		
Cotton, raw and manufactured	399	236	635	14,60,122
Woollen goods do.
Dyes and tans
Rice and paddy ..	12,214½	717	12,931½	18,69,154	10,141	34,929	45,070	85,51,126
Other food-grains ..	13	38	51	8,364	2,106	702	2,808	4,60,481
Hides and skins ..	2	..	2	3,006
Liquors ..	3	..	3	7,047	383	52	435	10,23,577
Metals ..	3	..	3	735	1,090	197	1,287	3,41,180
Oils	68½	66½	56,791	3,058	707	3,765	32,15,887
Oil-seeds ..	94	104	198	48,708	4,819	1,134	5,953	14,64,573
Provisions ..	584	1,146½	1,730½	7,42,385	6,709	2,494	9,203	39,73,591
Salt ..	297	15	312	29,016	3,408	2,771	6,179	5,74,618
Spices	1,468	320	1,788	28,02,188
Sugar and jaggery ..	8	..	8	2,040	434	1,097	1,536	5,49,037
Tobacco	11	11	13,123	155	366	521	6,42,323
Building materials ..	21,010½	168	21,168½	3,59,907	37,972	6,688	44,660	2,34,360
Miscellaneous goods ..	148	214	362	3,48,712	29,149	22,047	51,196	73,73,527
Timber ..	108	622	730	1,11,690	11,127	4,178	15,305	24,23,167
Firewood ..	54,043½	212	54,255½	8,68,092	13,800	1,810	15,610	2,49,756
Bamboos ..	12	1,604½	1,616½	66,286	1,451	4,350	5,801	2,37,847
Coal and coke ..	91	5	96	5,280	51	109	160	8,782
Jute	7	7	2,632	4	..	4	1,647
Treasure
Kerosene oil
Cotton seeds

D-II.—Description and quantities of goods, etc., carried on the principal canals in the Madras Presidency during the year 1925-26—*cont.*

Description.	Buckingham canal— <i>cont.</i>						West Coast canals.					
	Total, Government and Private.				Private.		Total, Government and Private.				Private.	
	Quantity, tons.			Value	Quantity.	Value.	Quantity, tons.			Value.	Quantity.	Value.
	Up.	Down.	Total.		Tons.		Up.	Down.	Total.		Tons.	
(20)	(21)	(22)	(23)	(24)	(25)	(26)	(27)	(28)	(29)	(30)	(31)	
<i>Boat Traffic—cont.</i>				rs.						rs.		
Poles
Scantlings	127	106	233	49,969
Total, Boat Traffic ..	88,631½	4,920½	93,552	45,42,948	1,27,916	84,293	212,209	3,56,37,548
<i>Raft Traffic.</i>												
Timber in logs	192	192	28,416	35,112	2,905	38,017	56,36,439
Squared timber	24	200	224	47,117
Sleepers, broad gauge	7,109	11	7,120	12,95,816
Do. metre gauge	12	12	2,050
Scantlings	2,655	..	2,655	5,68,214
Poles	110	..	110	11,090
Firewood	1,451	..	1,451	20,807
Bamboos and reeds	41	78	119	4,641	7,844	169	8,033	2,44,098
Total, Raft Traffic ..	41	270	311	33,057	54,305	3,317	57,622	78,25,131
Grand Total ..	88,672½	5,190½	93,863	45,76,005	1,82,221	87,610	269,831	4,34,62,679

D-II.—Description and quantities of goods, etc., carried on the principal canals in the Madras Presidency during the year 1925-26—cont.

Description.	Dumagudem canal.						Vedaranniyam canal.					
	Total, Government and Private.				Private.		Total, Government and Private.				Private.	
	Quantity, tons.			Value.	Quantity.	Value.	Quantity, tons.			Value.	Quantity.	Value.
	Up.	Down.	Total.				Up.	Down.	Total.			
(32)	(33)	(34)	(35)	(36)	(37)	(38)	(39)	(40)	(41)	(42)	(43)	
<i>Boat Traffic.</i>				RS.		RS.				RS.		RS.
Cotton, raw and manufactured.	27½	..	27½	72,539½	27½	72,539½
Woollen goods do.
Dyes and tans	73	73	1,36,948	73	1,36,948
Rice and paddy	70	27	97	17,116	97	17,116	845	518	1,163	1,39,340	1,162	1,39,340
Other food-grains	2	937½	939½	1,51,078	939½	1,51,078	491	..	491	80,524	491	80,524
Hides and skins	2½	2½	3,757½	2½	3,757½
Liquors
Metals	2½	..	2½	612½	1½	367½	..	1	1	1,145	1	1,145
Oils	31	3½	34½	22,563	34½	22,563
Oil-seeds	261½	261½	64,329	261½	64,329	221	117	338	83,148	338	83,148
Provisions	39½	29½	69	29,601	69	29,601	27	63	90	38,610	90	38,610
Salt	348½	..	348½	32,410½	318½	32,410½	..	1,017	1,017	94,581	1,017	94,581
Spices	452	15	467	7,31,789	467	7,31,789
Sugar and jaggery	28½	..	28½	7,267½	28½	7,267½	122	..	122	36,940	122	36,940
Tobacco	332½	332½	3,96,672½	332½	3,96,672½	..	318	318	3,79,374	318	3,79,374
Building materials	9½	..	9½	176	7½	77	14	40	54	534	54	534
Miscellaneous goods	139	35½	174½	23,868½	172½	23,557½	605	287	892	23,123	892	23,123
Timber	63½	63½	9,715½	63½	9,715½	17	66	83	12,699	83	12,699
Firewood	3,758	3,758	60,128	3,758	60,128
Bamboo
Coal and coke
Jute	61½	61½	23,124	61½	23,124
Treasure
Kerosene-oil
Cotton seeds	¼	..	¼	214	¼	214

D-II.—Description and quantities of goods, etc., carried on the principal canals in the Madras Presidency during the year 1925-26—*cont.*

Description.	Dumagudem canal— <i>cont.</i>						Vedaranniyam canal.					
	Total, Government and Private.				Private.		Total, Government and Private.				Private.	
	Quantity, tons.			Value.	Quantity.	Value.	Quantity, tons.			Value.	Quantity.	Value.
	Up.	Down.	Total.				Up.	Down.	Total.			
(32)	(33)	(34)	(35)	(36)	(37)	(38)	(39)	(40)	(41)	(42)	(43)	
<i>Boat Traffic—cont.</i>				rs.		rs.				rs.		rs.
Poles
Scantlings
Total, Boat Traffic ..	698	1,827½	2,525½	9,91,779	2,520½	9,91,124	2,794¼	6,000	8,794¼	16,82,149	8,794¼	16,82,149
<i>Raft Traffic.</i>												
Timber in logs	5,716	5,716	8,45,968	5,716	8,45,968
Squared timber	2,155	2,155	4,43,930	2,155	4,43,930
Sleepers, broad gauge
Do. metre gauge
Scantlings
Poles	3,453	3,453	3,48,753	3,453	3,48,753
Firewood
Bamboos and reeds	766	766	29,874	766	29,874
Total, Raft Traffic	12,090	12,090	16,68,525	12,090	16,68,525
Grand Total ..	698	13,917½	14,615½	26,63,304	14,610½	26,62,649	2,794¼	6,000	8,794¼	16,82,149	8,794¼	16,82,149

E-1 —Statement of areas irrigated under Irrigation Works classed as Productive and Unproductive for which Capital and Revenue Accounts are kept in the Madras Presidency during the year 1925-26.

14

Name of canal.	Areas charged as irrigated in acres.						
	First crop.		Second crop.		Total.	Both seasons.	Percentage of double cropped area (columns 4 + 5) on the first crop area (columns 2 + 3). (8)
	Flow.	Lift.	Flow.	Lift.			
(1)	(2)	(3)	(4)	(5)	(6)	(7)	(8)
<i>Productive.</i>	ACS.	ACS.	ACS.	ACS.	ACS.	ACS.	
Ganjam minor rivers system ..	63,011	2,104	3,285	1,970	70,370	75	8.07
Godavari delta system ..	762,346	10,560	208,569	5,283	986,758	14,320	27.67
Kistna do. ..	748,149	11,119	786	180	760,234	5,422	0.13
Divi pumping system ..	34,088	80	34,118
Penner river canals system ..	155,239	2,883	47,969	191	206,282	460	30.46
Arkenkota channel ..	4,440	196	519	26	5,181	31	11.75
Tbadapalli do. ..	14,708	442	1,388	194	16,732	622	10.44
Kalingarayan do. ..	9,857	2,390	8,952	1,926	23,125	2,772	88.82
Palar anicut system ..	77,323	1,463	31,261	413	110,460	467	40.20
Chembrambakam tank ..	12,981	193	2,769	72	16,015	760	21.56
Poiney anicut system ..	21,494	501	8,414	98	30,507	171	38.70
Cbeyyar do. ..	20,784	457	14,337	145	35,723	211	68.18
Tirukkoyilur anicut system ..	25,289	938	5,640	126	31,993	470	21.98
Shatlatope do. ..	31,712	439	2,686	107	34,944	18	8.70
Mehamattur do. ..	4,578	25	154	3	4,760	75	3.41
Vridbhachalam do. ..	8,771	54	479	2	9,306	15	5.45
Toludur reservoir ..	11,246	698	2,003	6	13,953	121	16.82
Lower Coleroon anicut system ..	108,156	1,297	6,283	285	116,021	541	6.00
Cauvery delta system ..	856,447	30,543	86,815	4,481	978,286	14,404	10.29
Nandiyar channel system ..	5,944	720	2,002	377	9,043	370	35.70
Periyar system ..	131,761	123	50,184	51	182,119	2,141	38.09
Srivaikuntam anicut system ..	23,622	1,100	14,698	307	39,727	824	60.61
Marudur anicut system ..	17,232	272	14,342	65	31,911	724	82.30
Cumbum tank ..	5,468	96	1,841	1	7,406	266	33.10
Pelandorai anicut system ..	12,157	179	267	13	12,616	108	2.27

E-I.—Statement of areas irrigated under Irrigation Works classed as Productive and Unproductive for which Capital and Revenue Accounts are kept in the Madras Presidency during the year 1925-26—*cont.*

Name of canal.	Areas charged as irrigated in acres.							Percentage of double cropped area (columns 4 + 5) on the first crop area (columns 2 + 3). (8)
	First crop.		Second crop.		Total.	Both seasons.		
	Flow.	Lift.	Flow.	Lift.				
(1)	(2)	(3)	(4)	(5)	(6)	(7)	(8)	
<i>Unproductives.</i>	ACS.	ACS.	ACS.	ACS.	ACS.	ACS.		
Rushikulya system	107,470	613	876	485	109,444	222	1.26	
Nagavalli river system	25,514	150	456	7	26,127	43	1.80	
Muniyera system	6,509	51	6	1	6,567	..	0.10	
Peddabayudu tank of Chinnarasopalem.	
Janganabeswarapuram tank	510	1	23	..	534	..	4.50	
Atmakur tank	756	3	3	..	762	..	0.39	
Bhavanasi tank	397	2	233	..	632	..	58.39	
Dondapad tank	255	..	77	..	332	..	30.19	
Mopad system	4,974	11	1,368	..	6,353	..	27.44	
Hajipuram tank	760	1	594	..	1,355	..	78.05	
Ponnalur tank	804	..	163	..	967	..	20.27	
Anamasamudram Berapur tank	1,008	2	298	..	1,308	..	29.50	
Yerur tank	1,516	1,516	
Sagileru system	3,973	130	1,486	8	5,597	216	36.41	
Markapur tank	1,486	37	590	..	2,113	..	38.73	
Yellanur tank	875	..	68	..	943	..	7.77	
Koohervu tank	149	..	25	..	174	12	16.77	
Siddapur tank	295	295	
Nagavaram anicut and supply channel.	613	7	462	3	1,085	47	75.00	
Venkatapuram tank	189	..	29	..	218	..	15.34	
Kurnool-Cuddapah canal	66,879	674	7,736	42	75,331	4,469	11.51	
Barur tank	3,221	12	780	4	4,017	258	24.25	

E-I.—Statement of areas irrigated under Irrigation Works classed as Productive and Unproductive for which Capital and Revenue Accounts are kept in the Madras Presidency during the year 1925-26—*cont.*

Name of canal.	Areas charged as irrigated in acres.							Percentage of double cropped area (columns 4 + 5) on the first crop area (columns 2 + 3). (8)
	First crop.		Second crop.		Total.	Both seasons.		
	Flow.	Lift.	Flow.	Lift.				
(1)	(2)	(3)	(4)	(5)	(6)	(7)	(8)	
<i>Unproductive—cont.</i>								
Madras water-supply and Irrigation system.	7,120	407	3,641	112	11,280	253	49.86	
Kaniyumpalayam anicut	168	1	169	
Panjapatti reservoir	15	..	23	..	38	..	153.33	
Vallur anicut system	4,640	555	275	90	5,560	91	7.02	

	<i>First crop.</i>		<i>Second crop.</i>	
Godavari delta	1st June to 30th Nov.	1st Jan. to 30th April.
Kistna delta and Divi Pumping system	Do.	Do.
Penner river canals	1st July to 31st Dec.	1st Jan. to 31st March.
Kurnool-Cuddapah canal	1st June to 30th Nov.	1st Dec. to 31st March.
Canvery delta	1st June to 31st Oct.	1st Nov. to end of Feb.
Srivaikuntam anicut	Do.	1st Nov. to 31st March.
Periyar system	1st Oct. to 15th March.	1st June to 30th Sep.

The above information regarding the periods is only very roughly approximate, for there is not any well-marked division between the first and second crops which in many places actually overlap, some of the so-called second crop being planted, while some of the so-called first crop is still on the ground and taking water.

E-I.—Statement of areas irrigated under Irrigation Works classed as Productive and Unproductive for which Capital and Revenue Accounts are kept in the Madras Presidency during the year 1925-26—cont.

Name of canal.	Average discharge, cubic feet per second.				Areas irrigated per cubic foot per second.				Cubic feet of water supplied at head for each acre of land irrigated during the year.	
	At head.		Utilized.		Discharge at head.		Utilized.		First crop.	Second crop.
	First crop.	Second crop.	First crop.	Second crop.	First crop.	Second crop.	First crop.	Second crop.		
	(9)	(10)	(11)	(12)	(13)	(14)	(15)	(16)	(17)	(18)
<i>Productive—cont.</i>										
Ganjam minor rivers system
Godavari delta system	8,589	6,767	90	32	180,734	358,385
Kistna do.	6,486	..	6,064	..	118	..	125	..	146,028	..
Divi pumping system	259	..	259	..	129	..	129	..	94,010	..
Penner river canals system
Arankota channel
Thadapalli do.
Kalingarayan do.
Palar anicut system
Chembrambakam tank
Poiney anicut system
Cheyar do.
Tirukkoyilur anicut system
Shatatope do.
Mehamattur do.
Vriddbachalam do.
Toludur Reservoir
Lower Coleroon anicut system
Cauvery delta system
Nandyar channel system
Periyar system
Srivaikuntam anicut system
Marudur anicut system
Cumbum tank
Pelandorai anicut system

E-I.—Statement of areas irrigated under Irrigation Works classed as Productive and Unproductive for which Capital and Revenue Accounts are kept in the Madras Presidency during the year 1925-26—cont.

Name of canals.	Average discharge, cubic feet per second.				Areas irrigated per cubic foot per second.				Cubic feet of water supplied at head for each acre of land irrigated during the year.	
	At head.		Utilized.		Discharge at head.		Utilized.		First crop.	Second crop.
	First crop.	Second crop.	First crop.	Second crop.	First crop.	Second crop.	First crop.	Second crop.		
	(9)	(10)	(11)	(12)	(13)	(14)	(15)	(16)	(17)	(18)
<i>Unproductive—cont.</i>										
Rushikulya system
Nagavalli river system	273	..	273	..	88	..	88
Muniyeru system
Peddabayudn tank of Chinnarao- palem.
Jangamaheswarapuram tank
Atmakur tank
Bhavanasi tank
Dondapad tank
Mopad system
Hajipuram tank
Ponnalur tank
Anamasamudram Berapur tank
Yerur tank
Sagilero system
Markapur tank
Yellanur tank
Kocheruvu tank
Siddapur tank
Nagavaram anicut and supply channel.
Venkatapuram tank
Kurnool-Cuddapah canal
Barur tank

E-I.—Statement of areas irrigated under Irrigation Works classed as Productive and Unproductive for which Capital and Revenue Accounts are kept in the Madras Presidency during the year 1925-26—*cont.*

Name of canal.	Average discharge, cubic feet per second.				Areas irrigated per cubic foot per second.				Cubic feet of water supplied at head for each acre of land irrigated during the year.	
	At head.		Utilized.		Discharge at head.		Utilized.		First crop.	Second crop.
	First crop.	Second crop.	First crop.	Second crop.	First crop.	Second crop.	First crop.	Second crop.		
	(9)	(10)	(11)	(12)	(13)	(14)	(15)	(16)	(17)	(18)
<i>Unproductive—cont.</i>										
Madras water-supply and irrigation system.
Kaniyampalayam anicut
Panjapatti reservoir
Vallur anicut system

In the case of the Godavari and Kistna deltas, the period of irrigation of first crop has been taken to be 183 days though it varied in each delta as below during the year :—

Godavari delta, Eastern Section	5th June to 30th November.
Do. Central	15th May to 30th November.
Do. Western	15th June to 30th November.
Kistna delta, Eastern Section	14th June to 31st December.
Do. Western	Do.

The areas entered in column 7, both seasons, are for lands bearing such crops as betel and sugarcane which require irrigation for the greater part of the year. This is included in the areas of first and second crops.

E-II.—Statement showing incidence of working expenses and assessed water revenue on irrigation works classed as Productive and Unproductive for which Capital and Revenue Accounts are kept in the Madras Presidency during 1925-26.

E-II.—Statement showing incidence of working expenses and assessed for which Capital and Revenue Accounts are

Name of canal. (1)	Average discharge of the year at canal head in cubic feet per second. (2)	Water-rate assessed, 1925-1926.					Gross assessed revenues from all sources. (8)
		Occupiers. (3)	Owners. (4)	Total, direct. (5)	Indirect. (6)	Total of direct and indirect. (7)	
<i>Productive.</i>							
Ganjam minor rivers system.	RS. 1,53,713	RS. 7,351	RS. 1,61,064	1,61,073
Godavari delta system	..	7,678	..	40,19,182	1,93,902	42,13,034	44,04,292
Kistna do.	..	5,137	..	36,33,189	1,36,594	37,69,783	39,39,158
Divi pumping system	1,73,967	68,989	2,42,956	2,46,601
Pennar river canal system	9,18,558	61,271	9,79,829	9,82,892
Arkenkota channel	..	205	..	37,732	410	38,142	38,602
Thadapalli do.	..	407	..	1,38,480	2,900	1,41,380	1,44,187
Kalingatayan do.	..	669	..	1,32,931	483	1,33,414	1,36,192
Palar anicut system	3,28,969	16,815	3,45,784	3,46,805
Chembrambakkam tank	54,557	908	55,465	55,729
Poiney anicut system	1,10,013	5,462	1,15,475	1,15,852
Cheyar do.	1,09,610	3,425	1,13,035	1,14,722
Tirukkoyilar anicut system	1,30,396	3,362	1,33,758	1,36,797
Shatiatope do.	1,36,918	15,209	1,52,127	1,52,983
Mehamattur anicut system	24,327	51	24,378	24,552
Vridhbachalam do.	40,249	294	40,543	40,821
Toludur project	81,118	..	81,118	81,118
Lower Coleroon anicut system.	5,22,756	51,510	5,74,266	5,80,742
Cauvery delta system	50,37,068	1,18,298	51,55,366	51,77,214
Nandiyar channel system	26,288	54	26,342	27,989
Periyar system	10,00,883	78,331	10,79,214	10,96,209
Sriyaikuntam anicut system	2,27,966	1,490	2,29,456	2,34,508
Marudur anicut system	2,11,456	270	2,11,726	2,13,885
Cumbam tank	35,275	461	35,736	35,736
Pelandorai anicut system	56,062	76	56,138	56,745
<i>Unproductive.</i>							
Rushikulya system	2,51,911	4,724	2,56,635	2,59,357
Nagavalli river system	..	273	..	1,02,843	15,053	1,17,896	1,18,443
Muniyeru system	26,327	60	26,387	27,690
Paidanayudu tank	900
Jangamaheswarapuram tank	1,725	..	1,725	1,725
Azmakar tank	1,689	..	1,689	1,689
Bhavanasi tank	4,902	..	4,902	4,902
Dondapad tank	1,187	3	1,190	1,190
Mopad system	40,877	4,340	45,217	45,528
Hajipuram tank	4,884	15	4,899	5,358
Pounalar tank	5,145	..	5,145	5,145
Anamasamudram-Berapur tank	4,957	1	4,958	4,958
Yerur tank	4,042	64	4,106	4,106
Sagileru system	22,383	4	22,387	22,483
Marapur tank	6,890	1	6,891	6,891
Yellanur tank	3,935	481	4,416	4,416
Kochcheruvu tank	639	..	633	633
Siddapur tank	1,173	..	1,173	1,173
Nagavaram anicut and supply channel.	4,375	..	4,375	4,375
Venkatapuram tank	936	..	936	936
Kurnool-Cuddapah canal	3,46,173	2,000	3,48,173	3,62,071
Barur tank	13,991	471	14,462	15,973
Madras water-supply and irrigation system.	29,817	462	30,279	65,547
Kaniyampalayam anicut	4,000
Panjapatti reservoir	233	564	797	868
Valur anicut system	8,919	1,074	9,993	10,297

water revenue on irrigation works classed as Productive and Unproductive kept in the Madras Presidency during 1925-26.

Working expenses, direct and indirect. (9)	Area charged as irrigated during the year 1925-26, first and second crops. (10)	Working expenses.			Occupiers' rate.		Total water-rate, direct and indirect.	
		Per cent on gross revenue. (11)	Per acre irrigated. (12)	Per cubic foot per second of discharge at canal head. (13)	Per acre irrigated. (14)	Per cubic foot per second of discharge at canal head. (15)	Per acre irrigated. (16)	Per cubic foot per second of discharge at canal head. (17)
RS.	ACS.							
54,984	70,370	34.14	0.78	2.28	..
9,66,354	986,758	21.94	0.98	126	4.26	459
9,00,241	760,234	22.85	1.18	175	4.95	733
1,76,487	34,118	71.86	5.17	7.12	..
1,45,437	206,282	14.80	0.70	4.75	..
11,168	5,181	29.00	2.15	55	7.36	195
24,516	16,732	17.07	1.47	60	8.45	347
21,961	23,125	16.12	0.95	32	5.77	199
96,984	110,460	27.96	0.88	3.13	..
9,180	16,015	16.47	0.57	3.46	..
29,485	30,507	25.45	0.96	3.78	..
42,655	35,723	37.18	1.19	3.16	..
23,583	31,993	17.24	0.74	4.18	..
34,102	34,944	22.29	0.98	4.35	..
4,957	4,760	20.19	1.01	5.12	..
9,345	9,306	23.14	1.01	4.35	..
19,971	13,953	23.74	1.43	6.02	..
2,84,846	116,021	49.04	2.45	4.95	..
9,45,434	978,286	18.26	0.96	5.27	..
11,605	9,043	41.46	1.28	2.91	..
4,96,236	182,119	45.26	2.72	5.92	..
2,06,647	39,727	88.12	5.20	5.77	..
51,099	31,911	23.89	1.60	6.63	..
2,825	7,406	7.90	0.38	4.82	..
27,347	12,616	48.19	2.17	4.45	..
1,21,427	109,444	46.82	1.01	2.34	..
28,092	26,127	23.72	1.07	103	4.61	432
9,081	6,567	32.80	1.38	4.01	..
20	..	2.22
187	534	10.84	0.35	3.23	..
711	762	42.09	0.93	2.21	..
5,501	632	112.22	8.70	7.75	..
59	332	4.96	0.17	3.58	..
9,344	6,353	26.50	1.47	7.11	..
935	1,355	17.45	0.69	3.61	..
2,182	967	42.41	2.25	5.32	..
68	1,308	1.37	0.05	3.79	..
530	1,516	12.90	0.35	2.70	..
3,171	5,597	14.10	0.56	4.00	..
2,713	2,113	39.37	1.28	3.25	..
520	943	7.24	0.34	4.68	..
688	174	108.69	3.95	3.64	..
1,481	295	126.25	5.02	3.97	..
106	1,085	2.43	0.09	4.06	..
593	218	63.35	2.72	4.29	..
1,78,362	75,331	49.26	2.36	4.62	..
5,086	4,017	31.84	1.26	3.60	..
21,142	11,280	32.25	1.87	2.68	..
10,545	169	263.62	62.40
533	38	61.40	14.29	20.97	..
2,443	5,560	23.72	0.42	1.79	..

APPENDIX I.

E III—Statement showing the area actually irrigated by flow and lift under Productive and Unproductive Works and the value of crops raised thereon for fasli 1335 (1925-26).

Districts.	Names of systems.	Area actually irrigated.						Value of crops.	
		First crop.		Second crop.		Total.	Both seasons.	Paddy.	
		Flow.	Lift.	Flow.	Lift.			Area irrigated.	Estimated value.
(1)	(2)	(3)	(4)	(5)	(6)	(7)	(8)	(9)	(10)
	(i) <i>Productive Works.</i>	ACS.	ACS.	ACS.	ACS.	ACS.	ACS.	ACS.	RS.
Ganjam	Ganjam minor rivers system.	61,413	2,104	3,285	1,970	68,772	75	61,191	59,69,763
East Godavari ..	Godavari delta system ..	349,406	3,195	71,850	2,652	427,104	9,108	400,926	5,73,32,418
West Godavari ..	Do. ..	392,785	7,364	136,528	2,631	539,308	5,212	508,503	4,52,56,767
Kistna	Do. ..	281	..	111	..	392	..	389	14,393
	Total ..	742,472	10,560	208,489	5,283	966,804	14,320	909,818	10,26,03,578
West Godavari ..	Kistna delta system ..	34,946	158	25	31	35,170	10	35,070	44,88,960
Kistna	Do. ..	387,308	6,518	471	117	394,414	1,224	390,380	5,07,49,400
Guntur	Do. ..	309,637	4,433	287	32	314,389	4,188	308,940	1,85,36,400
	Total ..	731,891	11,119	783	180	743,973	5,422	734,390	7,37,74,760
Kistna	Divi pumping system ..	33,408	30	33,438	..	33,311	29,97,990
Nellore	Penner river canals system.	150,231	2,883	47,967	191	201,272	460	188,455	1,56,41,765
Coimbatore	Arakkankottai channel ..	4,421	196	519	26	5,162	31	5,071	7,45,437
Do.	Tadepalli channel ..	14,628	442	1,388	194	16,652	622	15,302	19,73,958
Do.	Kalingarayan channel ..	9,724	2,390	8,952	1,926	22,992	2,772	17,184	24,71,496
North Arcot	Palar anicut system ..	49,208	1,196	21,181	285	71,870	435	61,522	47,37,194
Chingleput	Do. ..	19,983	267	9,338	128	29,716	32	27,582	22,34,142
	Total ..	69,191	1,463	30,519	413	101,586	467	89,104	69,71,336

Chingleput	Chembrambakkam tank ..	12,297	193	2,748	72	15,310	760	13,628	11,99,264
North Arcot	Poiney anicut system ..	18,191	482	7,782	95	26,550	104	20,873	14,40,237
Chittoor	Do.	1,862	19	632	3	2,016	67	1,628	1,59,544
	Total	19,553	501	8,414	98	28,566	171	22,501	15,99,781
North Arcot	Cheygar anicut system ..	19,050	456	14,024	145	33,675	211	30,411	22,50,414
Chingleput	Do.	439	1	313	..	753	..	696	51,504
	Total	19,489	457	14,337	145	34,428	211	31,107	23,01,918
South Arcot	Tirukkōyilār anicut system.	24,252	938	5,640	126	30,956	470	26,855	28,19,775
Do.	Sbatiatope anicut system.	29,740	439	2,685	107	32,972	18	30,531	29,40,576
Do.	Mehamattur anicut system.	4,495	25	154	3	4,680	75	4,343	4,64,701
Do.	Vriddbachalam anicut system.	8,538	54	479	2	9,073	15	8,505	8,50,500
Do.	Toludur project	11,156	698	2,003	6	13,863	121	11,524	13,71,632
Do.	Pelandorai anicut system.	11,412	179	267	13	11,872	108	11,560	11,01,920
Do.	Lower Coleroon anicut system.	83,595	662	4,646	111	89,014	350	87,829	90,46,387
Tanjore	Do.	21,800	635	1,621	174	24,230	191	23,331	17,26,494
	Total	105,395	1,297	6,267	285	113,244	541	111,160	1,07,72,881
Tanjore	Cauvery delta system ..	780,571	28,300	69,981	3,204	882,056	12,762	849,013	6,19,77,949
Trichinopoly	Do.	34,433	2,243	15,833	1,277	53,786	1,642	50,171	53,19,836
	Total	815,004	30,543	85,814	4,481	935,842	14,404	899,184	6,77,97,785
Trichinopoly	Nandiyar channel system.	5,670	720	2,002	377	8,769	370	6,874	7,56,140
Madura	Periyar system	127,555	123	50,061	51	177,793	2,141	166,080	1,92,65,280
Tinnevely	Srivaikuntam anicut system	21,428	1,100	14,572	307	37,407	824	34,946	19,56,976
Do.	Mārudur anicut system ..	16,696	272	14,342	65	31,375	724	29,441	23,25,839
Kurnool	Cumbum tank	5,281	96	1,841	1	7,219	266	4,698	4,27,518
	Total of Productive Works.	3,055,344	68,822	513,529	16,322	3,654,017	45,888	3,469,764	33,11,05,669

E-III—Statement showing the area actually irrigated by flow and lift under Productive and Unproductive Works and the value of crops raised thereon for fasli 1335 (1925-26)—cont.

Districts.	Names of systems.	Area actually irrigated.						Value of crops.	
		First crop.		Second crop.		Total.	Both seasons.	Paddy.	
		Flow.	Lift.	Flow.	Lift.			Area irrigated.	Estimated value.
(1)	(2)	(3)	(4)	(5)	(6)	(7)	(8)	(9)	(10)
	(ii) <i>Unproductive Works.</i>	ACS.	ACS.	ACS.	ACS.	ACS.	ACS.	ACS.	RS.
Ganjam	Rushikulya system ..	105,614	613	876	485	107,588	222	105,565	99,17,470
Vizagapatam	Nagavalli river project ..	23,885	150	456	7	24,498	43	25,993	28,55,167
Kistna	Muniyuru project ..	6,509	51	6	1	6,567	..	6,498	6,23,808
Do.	Peddanyudu tank of Chinnraopalem.
Guntur	Jangamaheswarapuram tank.	490	1	23	..	514	..	246	8,866
Do.	Atmakur tank	357	3	3	..	353	..	243	7,290
Do.	Dondapad tank	255	..	77	..	332	..	231	11,088
Do.	Bhavanasi tank	397	2	233	..	632	..	564	32,712
Nellore	Mopad project	4,929	11	1,368	..	6,318	..	4,904	3,33,472
Do.	Hajipuram tank	695	1	594	..	1,290	..	390	33,950
Do.	Ponnalur tank	762	..	163	..	926	..	759	44,781
Do.	Anamasamudram Bira-peru tank.	953	2	298	..	1,253	..	1,231	80,015
Do.	Yesur tank	1,196	1,196	..	1,178	1,02,864

Cuddapat	Sagileru system	3,841	130	1,486	8	5,465	216	4,108	3,12,208
Do.	Chepad channel	7,337	27	397	..	7,761	133	6,416	5,51,776
Do.	Nagavaram anicut and supply channel.	587	7	462	3	1,053	47	821	65,680
Kurnool	Markapur tank	1,453	37	590	..	2,080	..	1,255	1,09,185
Do.	Kocheruvu tank	111	..	25	..	136	12	4	288
Do.	Siddapur tank	295	295	..	285	15,675
Do.	Venkatapuram tank	150	..	29	..	189	..	188	20,680
Do.	Kurnool-Cuddapah canal.	31,352	47	4,134	17	35,550	1,547	20,145	20,54,790
Cuddapah	Do.	27,234	600	3,204	25	31,063	2,789	17,223	15,50,070
		Total ..	58,586	647	7,338	42	66,613	4,336	37,368	36,04,860
Anantapur	Yellanur tank	715	..	68	..	783	..	149	18,923
Salem	Barur tank	2,776	12	780	4	3,572	258	1,491	1,80,411
Coimbatore	Kanniyampalayam anicut.	168	1	169	..	162	19,440
Chingleput	Madras water-supply and irrigation system.	6,422	407	3,641	112	10,582	253	9,686	8,42,682
Do.	Vallur anicut system	4,082	555	275	90	5,002	91	4,363	4,01,396
Trichinopoly	Ponjapatti reservoir project.	15	..	23	..	38	..	37	4,181
		Total of Unproductive Works.	232,601	2,657	19,211	752	255,221	5,611	212,115	2,01,98,470
		Grand total of Productive and Unproductive Works.	3,287,945	71,479	532,740	17,074	3,909,338	50,999	3,681,579	35,13,04,139

NOTE.—(1) The area under 'both seasons' is included under first and second crops.

(2) The areas in columns (3) to (7) include extent under 'withered crop' but exclude 'waste charged'.

(3) Prepared by the Board of Revenue—vide B.P. No. 77, dated 4th December 1926.

E-III—Statement showing the area actually irrigated by flow and lift under Productive and Unproductive Works and the value of crops raised thereon for fasli 1335 (1925-26)—cont.

Districts.	Names of systems.	Value of crops.					
		Ragi.		Other crops.		Total.	
		Area irrigated.	Estimated value.	Area irrigated.	Estimated value.	Area irrigated.	Estimated value.
		(11)	(12)	(13)	(14)	(15)	(16)
	(i) <i>Productive Works</i> —cont.	ACS.	RS.	ACS.	RS.	ACS.	RS.
Ganjam	Ganjam minor rivers system.	3,064	1,37,880	1,517	24,272	68,772	61,31,915
East Godavari	Godavari delta system ..	552	83,672	25,620	39,97,656	427,104	6,13,63,746
West Godavari	Do. ..	685	43,840	30,120	14,75,880	639,308	4,67,76,487
Kistna	Do.	3	70	392	14,463
	Total ..	1,237	77,512	55,749	54,73,606	968,804	10,81,54,696
West Godavari	Kistna delta system	100	600	35,170	44,89,560
Kistna	Do. ..	1,220	1,09,800	2,814	1,01,304	394,414	5,09,50,504
Guntur	Do. ..	207	6,417	5,242	1,78,228	314,389	1,87,21,046
	Total ..	1,427	1,16,217	8,156	2,80,132	748,973	7,41,71,109
Kistna	Divi pumping system ..	9	144	119	118	33,438	29,98,252
Nellore	Penner river canals system.	4,044	2,18,376	8,773	5,35,163	201,272	1,63,95,294
Coimbatore	Arakkankottai channel ..	33	2,442	58	11,658	5,162	7,59,537
Do.	Tadepalli channel ..	164	11,480	1,186	2,73,966	16,652	22,59,404
Do.	Kalingarayan channel ..	1,502	1,71,228	4,306	8,99,954	22,992	35,45,678
North Arcot	Palar anicut system ..	7,113	4,12,554	3,235	90,580	71,870	52,40,328
Chingleput	Do. ..	1,778	1,29,794	356	6,052	29,716	23,69,988
	Total ..	8,891	5,42,348	3,591	96,632	101,586	76,10,316

Chingleput	Chembrambakkam tank ..	569	44,382	1,113	3,26,109	15,310	15,69,755
North Arcot	Poinoy anicut system ..	3,762	2,10,672	1,915	26,810	25,550	16,77,719
Chittoor	Do. ..	263	19,462	125	1,260	2,016	1,80,266
			Total ..	4,025	2,30,134	2,040	28,060	28,566	18,57,975
North Arcot	Cheyyar anicut system ..	2,564	1,56,404	700	14,000	33,675	24,20,818
Chingleput	Do. ..	37	2,653	20	300	753	54,357
			Total ..	2,601	1,58,957	720	14,300	34,428	24,75,175
South Arcot	Tirukkoyilur anicut system.	2,451	1,83,825	1,650	1,33,650	30,956	31,37,250
Do.	Shatiatepe anicut system.	1,492	1,19,360	849	26,319	32,972	30,86,255
Do.	Mehamattur anicut system.	114	9,804	223	14,272	4,680	4,88,777
Do.	Vridhachalam anicut system.	206	15,170	362	16,652	9,073	8,82,422
Do.	Toludur project ..	214	19,688	2,026	68,850	13,863	14,60,170
Do.	Pelandorai anicut system.	119	9,877	393	56,942	11,872	11,48,739
Do.	Lower Coleroon anicut system.	412	36,844	773	55,656	89,014	91,37,887
Tanjore	Do. ..	535	30,495	364	84,812	24,230	18,41,801
			Total ..	947	66,339	1,137	1,40,468	113,244	1,09,79,668
Tanjore	Canvery delta system ..	17,809	9,97,304	15,234	37,62,798	882,056	6,67,38,051
Trichinopoly	Do. ..	1,211	83,559	2,404	1,03,372	53,786	60,06,767
			Total ..	19,020	10,80,863	17,638	38,66,170	935,842	7,27,44,818
Trichinopoly	Nandiyar channel system.	585	39,780	1,310	86,460	9,769	8,82,380
Madura	Periyar system ..	5,758	3,91,514	6,952	6,24,060	177,790	2,02,81,784
Tinnevely	Srivaikuntam anicut system.	432	15,984	2,029	2,35,361	37,407	22,08,324
Do.	Marudur anicut system ..	216	5,616	1,718	3,53,908	31,375	26,85,363
Kurnool	Cumbum tank ..	140	7,980	2,381	47,620	7,219	4,83,118
			Total of Productive Works.	59,259	36,76,930	124,994	1,36,15,595	3,654,017	34,83,98,194

E-III—Statement showing the area actually irrigated by flow and lift under Productive and Unproductive Works and the value of crops raised thereon for fasli 1335 (1925-26)—*cont.*

120

Districts.	Names of systems.	Value of crops— <i>cont.</i>					
		Ragi.		Other crops.		Total.	
		Area irrigated. (11)	Estimated value. (12)	Area irrigated. (13)	Estimated value. (14)	Area irrigated. (15)	Estimated value. (16)
	(ii) <i>Unproductive Works</i> — <i>cont.</i>	ACS.	RS.	ACS.	RS.	ACS.	RS.
Ganjam	Rushikulya system ..	683	25,954	1,400	2,77,200	107,583	1,02,10,624
Vizagapatam	Nagavalli river project ..	116	3,944	389	4,279	24,498	28,63,390
Kistna	Muniyuru project ..	3	138	65	1,980	6,567	6,25,926
Do.	Peddanayudu tank of Chinnaraopalem.
Guntur	Jangamaheswarapuram tank.	228	6,384	514	15,250
Do.	Atmakur tank	3	51	117	3,276	363	10,617
Do.	Dondapad tank	96	4,896	5	25	332	16,009
Do.	Bhavanasi tank	52	2,560	16	736	632	36,308
Nellore	Mopad project	601	26,444	813	19,512	6,318	3,79,428
Do.	Hajipuram tank	398	31,840	502	20,582	1,290	86,352
Do.	Ponnalur tank	2	90	165	5,910	926	50,811
Do.	Anamasamudram Biraperu tank.	19	1,007	3	162	1,263	81,184
Do.	Yerur tank	5	380	13	663	1,196	1,03,529

APPENDIX I

Cuddapah	Sogileru system	632	29,072	725	13,050	5,465	3,54,330
Do.	Chepad channel	557	26,736	728	9,456	7,761	5,87,968
Do.	Nagavaram anicut and supply channel.	58	3,422	180	2,880	1,059	71,982
Kurnool	Markapur tank	618	31,518	207	1,242	2,080	1,41,945
Do.	Kocheruvu tank	132	6,864	136	7,152
Do.	Siddapur tank	10	280	295	15,955
Do.	Venkatapuram tank	1	90	189	20,770
Do.	Kurnool-Cuddapah canal.	52	3,016	15,353	3,83,825	35,550	24,41,631
Cuddapah	Do.	4,438	2,61,842	9,402	2,63,256	31,063	20,75,168
			Total ..	4,490	2,64,858	24,755	6,47,081	66,613	45,16,799
Anantapur	Yellanur tank	12	300	622	27,368	783	46,591
Salem	Barur tank	369	36,531	1,712	1,14,704	3,572	3,31,646
Coimbatore	Kanniyampalayam Anicut.	7	700	169	20,140
Chingleput	Madras water-supply and irrigation system.	334	21,376	562	1,03,970	10,582	9,68,028
Do.	Vallur anicut system	396	30,492	243	43,254	5,002	4,75,142
Trichinopoly	Panjapatti reservoir Project.	1	85	38	4,266
			Total of Unproductive Works.	9,444	5,41,909	33,662	13,11,763	255,221	2,20,52,142
			Grand total of Productive and Unproductive Works.	68,703	42,18,839	158,656	1,49,27,358	3,909,238	37,04,50,336

APPENDIX I—cont.

E-IV—Comparative statement of irrigation and rainfall in the Madras Presidency for the revenue year ending 30th June 1926.

Civil districts.	Of the civil districts.			Works supplying irrigation.		Culturable area commanded by the irrigation works in column (6) in acres.	Area at present estimated as annually irrigable by the works as specified in column (6) in acres.	Area irrigated in acres.		
	Total area in acres.	Culturable area in acres.	Cultivated area in acres.	No.	Name.			Revenue year ending 30th June 1925.		
								Kharif, I Crop.	Rabi, II Crop.	Total.
(1)	(2)	(3)	(4)	(5)	(6)	(7)	(8)	(9)	(10)	(11)
Ganjam ..	5,374,562	2,751,604	1,963,793	1	Ganjam minor rivers system.	64,000	59,000	64,216	6,998	71,209
				2	Rushikulya system ..	142,000	106,000	105,398	1,247	106,645
				3	Minor Works ..	126,909	126,909	117,726	11,134	128,860
					Total ..	332,909	291,909	287,340	19,374	306,714
Vizagapatam ..	10,999,240	5,562,997	3,037,066	1	Nagavalli river system ..	31,200	26,000	24,143	1,841	25,984
				2	Minor Works ..	94,793	94,793	79,008	18,062	97,070
					Total ..	125,993	120,793	103,151	19,903	123,054
East Godavari.	4,582,451	1,581,966	1,269,352	1	Godavari delta system ..	396,253	357,459	352,214	75,302	427,516
				2	Minor Works ..	86,396	86,396	67,115	8,514	75,629
					Total ..	482,649	443,855	419,329	83,816	503,145
West Godavari.	1,467,359	1,253,465	991,893	1	Godavari delta system	398,867	138,383	537,270
				2	Kistna delta system	37,333	3	37,386
				3	Minor Works ..	42,191	42,191	31,414	2,659	34,073
					Total ..	42,191	42,191	467,84	141,045	608,729
Kistna ..	2,040,210	1,616,415	1,216,680	1	Kistna delta system ..	543,000	431,600	398,266	586	398,852
				2	Godavari delta system ..	565,000	434,000	268	..	268
				3	Divi pumping system ..	80,000	40,000	55,104	1	35,105
				4	Munyeru system ..	13,024	10,000	6,263	10	6,273
				5	Poddanayudu tank ..	726	210	139	..	139
				6	Minor Works ..	15,747	15,747	14,425	62	14,487
					Total ..	1,217,497	930,957	454,465	659	455,124

Gunter	3,683,825	2,814,183	2,386,190	1	Kistna delta system	357,000	305,000	314,579	655	315,234
				2	Bhavanasi tank	2,448	841	880	81	461
				3	Dondapad tank	2,880	1,930	254	3	257
				4	Atmakur tank	1,160	1,160	386	63	449
				5	Jangamaheswarapuram tank.	960	960	369	99	468
				6	Minor Works	25,451	25,451	20,168	1,704	21,872
					Total	389,899	335,342	336,136	2,605	338,741
Kurnool *	4,824,736	2,856,805	2,113,574	1	Kurnool-Cuddapah canal.	319,869	103,743	37,885	5,275	43,166
				2	Venkatapuram tank	1,700	215	133	..	133
				3	Cumbum tank	6,000	5,980	4,559	3,231	7,790
				4	Markapur tank	1,700	1,583	1,521	524	2,045
				5	Siddhapur tank	4,250	3,730	352	3	355
				6	Koohervu tank	1,026	148	81	12	93
				7	Minor Works	45,513	45,513	40,338	6,464	46,802
	Total	380,058	160,912	84,869	15,509	100,378				
Bellary *	3,640,811	3,044,908	2,424,572	..	Minor Works	55,631	55,631	49,313	8,845	58,158
Anantapur	4,279,300	3,443,615	1,936,515	1	Yellanur tank	1,641	914	651	..	651
				2	Minor Works	151,311	151,311	123,714	37,001	160,715
					Total	152,952	152,225	124,365	37,001	161,366
Cuddapah	3,724,695	2,021,345	1,173,629	1	Kurnool-Cuddapah canal, including Chepad channel.	37,700	19,676	37,696	4,455	42,151
				2	Sagileru system	26,576	4,664	4,374	1,645	6,019
				3	Nagavaram anicut and supply channel.	894	894	598	419	1,017
				4	Minor Works	104,500	104,500	97,865	28,059	125,924
	Total	169,670	129,734	140,533	34,578	175,111				
Nellore	5,103,053	3,061,018	1,444,404	1	Pennar river canals system.	190,000	147,274	152,697	19,250	171,947
				2	Mopad project	13,890	12,500	2,375	833	3,208
				3	Ponnalor tank	1,973	1,000	796	217	1,013
				4	Anamasamudram-Biraperu tank.	1,000	961	960	3	963
				5	Yerur tank	3,176	1,470	1,268	1	1,269
				6	Hajipuram tank	2,900	1,420	314	242	556
				7	Minor Works	137,523	137,523	128,396	14,623	143,019
	Total	350,462	302,148	286,806	35,169	321,975				

* Excluding Feudatory States.

F-IV.—Comparative statement of irrigation and rainfall in the Madras Presidency for the revenue year ending 30th June 1926—cont.

Civil districts.	Of the civil districts.			Works supplying irrigation.		Culturable area commanded by the irrigation works in column (6) in acres.	Area at present estimated as annually irrigable by the works as specified in column (6) in acres.	Area irrigated in acres.		
	Total area in acres.	Culturable area in acres.	Cultivated area in acres.	No.	Name.			Revenue year ending 30th June 1925.		
								Kharif, I Crop.	Rabi, II Crop.	Total.
(1)	(2)	(3)	(4)	(5)	(6)	(7)	(8)	(9)	(10)	(11)
Chingleput ..	1,966,140	1,126,902	1,059,079	1	Palar anicut system ..	24,102	24,102	19,271	4,882	24,153
				2	Chembrambakkam tank ..	24,478	18,000	12,341	2,123	14,464
				3	Vallūr anicut system ..	6,794	5,216	4,525	184	4,709
				4	Cheyyar anicut system ..	540	494	425	118	543
				5	Madras water-supply and irrigation system.	10,165	9,852	6,876	1,159	8,035
				6	Minor Works	358,712	358,712	327,428	82,457	409,885
					Total ..	424,791	416,376	370,866	90,923	461,789
South Arcot ..	2,693,098	1,841,205	1,613,608	1	Lower Coleroon anicut system.	86,000	84,244	83,764	4,379	88,143
				2	Shatlatope anicut system.	43,965	34,025	31,111	5,466	36,577
				3	Vriddhachalam anicut system.	16,359	8,829	8,646	124	8,770
				4	Mehamattūr anicut system.	10,651	4,555	4,564	160	4,724
				5	Tirukkōyiyūr anicut system.	45,977	30,954	25,044	3,727	28,771
				6	Pelandorai anicut system.	19,677	12,837	12,076	278	12,354
				7	Toludur project	25,000	9,348	8,231	1,152	9,383
				8	Minor Works	294,415	294,415	273,299	64,019	337,318
	Total ..	539,044	479,207	446,735	79,305	526,040				
North Arcot ..	3,170,985	1,716,864	1,476,813	1	Palar anicut system ..	80,930	54,566	49,075	10,577	59,652
				2	Cheyyār do.	28,921	21,969	18,883	6,712	25,595
				3	Poinney do.	23,824	22,462	16,872	3,584	20,456
				4	Minor Works	222,170	222,170	197,934	58,510	256,444
					Total ..	355,845	321,167	282,764	79,383	362,147

Chittoor ..	3,590,816	1,816,023	835,969	1	Poiney anicut system	1,057	381	1,288	
				2	Minor Works	110,933	110,933	85,218	27,504	112,722
					Total	110,933	110,933	86,275	27,835	114,110
Salem ..	4,423,916	2,607,489	1,808,762	1	Barur tank	6,887	6,887	3,381	5,025	
				2	Minor Works	101,539	101,529	87,149	33,186	120,335
					Total	108,426	108,426	90,530	34,830	125,360
Coimbatore ..	4,628,128	2,763,976	2,180,065	1	adeipalli channel	16,000	15,000	14,888	1,983	16,871
				2	Arakankottai channel	6,000	4,750	4,555	534	5,089
				3	Kalingarayan channel	15,000	12,000	11,962	9,266	21,228
				4	Kanniyampalayam anicut	1,600	169	138	..	138
				5	Minor Works	69,656	69,656	70,124	18,847	88,971
	Total	108,256	101,575	101,667	30,630	132,297				
Trichinopoly.*	2,815,822	2,207,236	1,413,364	1	Cauvery delta system	44,667	44,008	36,885	16,890	53,775
				2	Nandiyar channel	9,480	6,620	6,255	779	7,034
				3	Panjapatti reservoir	900	600	31	22	53
				4	Minor Works	162,712	162,712	136,139	43,032	179,171
	Total	217,759	213,940	179,310	60,723	240,033				
Tanjore ..	2,386,215	1,730,709	1,452,493	1	Cauvery delta system	864,367	856,918	769,900	65,603	835,503
				2	Lower Coleroon anicut system.	..	31,233	23,685	21,131	991	22,122
				3	Minor Works	69,835	69,835	54,599	2,453	57,052
	Total	965,435	950,438	845,630	69,047	914,677				
Madura ..	3,147,856	2,154,055	1,435,005	1	Periyar system	Not known	143,000	128,287	52,354	130,641
				2	Minor Works	129,884	129,884	104,804	27,369	132,673
					Total	129,884	272,884	233,091	80,223	313,314
Ramnad ..	2,314,596	1,875,368	1,421,394	1	Minor Works	37,703	37,703	35,829	17,592	53,421
Tinnevely ..	2,788,317	1,977,550	1,578,547	1	Srivaikuntam anicut system.	..	33,500	23,014	22,427	18,016	40,443
				2	Marudur anicut system	17,920	17,920	16,947	15,625	32,572
				3	Minor Works	184,397	184,397	171,367	99,963	271,330
	Total	235,817	225,331	210,741	133,604	344,345				
Grand Total ..	82,645,581	61,815,698	36,232,767	1	Total of Productive and Unproductive Works.	..	4,305,883	3,575,756	3,324,057	490,040	3,814,097
				2	Total of Minor Works	2,627,921	2,627,921	2,313,372	612,559	2,925,931
					Total	6,933,804	6,203,677	5,637,429	1,102,599	6,740,028

* Excluding Feudatory States.

Prepared by the Board of Revenue—vide B.P. No. 77, dated 4th December 1926.

E-IV.—Comparative statement of irrigation and rainfall in the Madras Presidency for the revenue year ending 30th June 1926—cont.

Civil districts.	Of the civil districts.			Works supplying irrigation.		Area irrigated in acres.			Rainfall in inches.	
	Total area in acres.	Culturable area in acres.	Cultivated area in acres.	No.	Name.	Revenue year ending 30th June 1926.			1924-25.	1925-26.
						Kharif, I Crop.	Rabi, II Crop.	Total.		
						(12)	(13)	(14)	(15)	(16)
Ganjam ..	5,374,562	2,751,604	1,963,793	1	Ganjam minor rivers system.	63,517	5,256	68,772	51.50	63.13
				2	Rushikulya system ..	106,227	1,361	107,588		
				3	Minor Works	121,693	8,662	130,355		
					Total ..	291,437	16,278	306,715		
Vizagapatam..	10,999,240	5,562,997	3,037,066	1	Nagavalli river system ..	24,035	463	24,498	46.22	51.35
				2	Minor Works	89,036	11,815	100,851		
					Total ..	113,071	12,278	125,349		
East Godavari.	4,582,451	1,581,966	1,269,352	1	Godavari delta system ..	352,602	74,502	427,104	56.45	59.01
				2	Minor Works	79,018	5,560	84,578		
					Total ..	431,620	80,062	511,682		
West Godavari.	1,467,359	1,253,465	991,893	1	Godavari delta system ..	400,149	139,159	539,308	43.81	52.62
				2	Kistna delta system ..	35,114	56	35,170		
				3	Minor Works	37,886	929	38,815		
					Total ..	473,149	140,144	613,293		
Kistna ..	2,040,210	1,616,415	1,216,680	1	Kistna delta system ..	393,826	588	394,414	49.44	49.73
				2	Godavari delta system ..	281	111	392		
				3	Divi pumping system ..	33,438	..	33,438		
				4	Muniyera system ..	6,560	7	6,567		
				5	Peddabayudu tank		
				6	Minor Works	14,422	158	14,580		
					Total ..	448,527	864	449,391		

Guntur	3,683,825	2,814,183	2,386,190	1	Kistna delta system	314,070	319	314,389	31.51	42.06
				2	Bhuvanasi tank	399	233	632		
				3	Dondapad tank	255	77	332		
				4	Atmakur tank	360	3	363		
				5	Jangamaheswarapuram tank.	491	23	514		
				6	Minor Works	22,042	2,111	24,153		
				Total ..	337,617	2,766	340,383			
Kurnool *	4,824,736	2,856,805	2,113,574	1	Kurnool-Cuddapah canal.	31,399	4,161	35,560	22.31	29.41
				2	Venkatapuram tank	160	29	189		
				3	Cumbum tank	5,377	1,842	7,219		
				4	Markapur tank	1,490	590	2,080		
				5	Siddhapur tank	295	..	295		
				6	Kocheruvu tank	111	25	136		
				7	Minor Works	40,276	7,493	47,769		
				Total ..	79,108	14,130	93,238			
Bellary *	3,640,811	3,044,908	2,424,572	..	Minor Works	48,028	7,949	55,977	20.72	23.88
Anantapur ..	4,279,300	3,443,615	1,936,515	1	Yellanur tank	715	68	783	21.17	24.19
				2	Minor Works	112,869	21,664	134,533		
				Total ..	113,584	21,732	135,316			
Cuddapah ..	3,724,695	2,021,345	1,173,629	1	Kurnool-Cuddapah canal, including Chepad channel.	35,198	3,626	38,824	24.58	36.59
				2	Nagileru system	3,971	1,494	5,465		
				3	Nagavaram anicut and supply channel.	594	465	1,059		
				4	Minor Works	96,495	39,605	136,100		
				Total ..	135,258	45,190	181,448			
Nellore ..	5,103,053	3,051,018	1,444,404	1	Penner river canals system.	153,114	48,158	201,272	36.96	56.69
				2	Mopad project	4,950	1,368	6,318		
				3	Ponnalur tank	763	163	926		
				4	Anamasamudram-Biraperu tank.	955	298	1,253		
				5	Yerur tank	1,198	..	1,196		
				6	Hajipuram tank	326	594	1,290		
				7	Minor Works	131,450	42,960	174,410		
				Total ..	293,124	93,541	386,665			

* Excluding Feudatory States.

E-IV.—Comparative statement of irrigation and rainfall in the Madras Presidency for the revenue year ending 30th June 1926—*cont.*

Civil districts.	Of the civil districts.			Works supplying irrigation.		Area irrigated in acres.			Rainfall in inches.	
	Total area in acres.	Culturable area in acres.	Cultivated area in acres.	No.	Name.	Revenue year ending 30th June 1926.			1924-25.	1925-26.
						Kharif, I Crop.	Rabi, II Crop.	Total.		
						(12)	(13)	(14)	(15)	(16)
Chingleput ..	1,966,140	1,126,902	1,059,079	1	Palar anicut system ..	20,250	9,466	29,716	40.74	61.72
				2	Chembrambakkam tank ..	12,490	2,820	15,310		
				3	Vallur anicut system ..	4,637	365	5,002		
				4	Cheyar anicut system ..	440	313	753		
				5	Madras water-supply and irrigation system.	6,829	3,753	10,582		
				6	Minor Works	330,026	149,960	479,986		
				Total ..	374,672	166,677	541,349			
South Arcot ..	2,693,098	1,841,205	1,613,608	1	Lower Coleroon anicut system.	84,257	4,767	89,014	39.71	58.88
				2	Shattatope anicut system.	30,179	2,793	32,972		
				3	Vriddbachalam anicut system.	8,592	481	9,073		
				4	Meharattur anicut system.	4,523	157	4,680		
				5	Tirukkoyilur anicut system.	25,190	5,766	30,956		
				6	Pelandorai anicut system.	11,592	280	11,872		
				7	Toludur project	11,854	2,009	13,863		
				8	Minor Works	276,245	116,128	392,373		
				Total ..	452,432	132,371	584,803			
North Arcot ..	3,170,935	1,716,864	1,476,813	1	Palar anicut system ..	50,404	21,466	71,870	33.52	41.73
				2	Cheyar do.	19,506	14,139	33,675		
				3	Poiney do.	18,673	7,877	26,550		
				4	Minor Works	197,287	98,122	295,409		
				Total ..	285,870	141,634	427,504			

Chittoor ..	3,590,316	1,816,023	835,969	1	Poiney anicut system ..	1,381	635	2,016	} 31.72	39.98	
				2	Minor Works	85,915	30,047	115,962			
						Total ..	87,296	30,682	117,978		
Salem ..	4,423,916	2,607,489	1,808,762	1	Barur tank	2,788	784	3,572	} 30.02	29.79	
				2	Minor Works	86,139	33,693	119,832			
						Total ..	88,927	34,477	123,404		
Coimbatore ..	4,628,128	2,763,976	2,180,065	1	Tadepalli channel ..	15,070	1,582	16,652	} 32.38	31.53	
				2	Arakkankottai channel ..	4,617	515	5,132			
				3	Kalingarayan channel ..	12,114	10,878	22,992			
				4	Kanniyampalayam anicut.	169	..	169			
				5	Minor Works	67,100	18,452	85,552			
						Total ..	99,070	31,457	130,527		
Trichinopoly. *	2,815,822	2,207,236	1,413,364	1	Cauvery delta system ..	36,676	17,110	53,786	} 29.40	33.09	
				2	Nandivar channel	6,390	2,379	8,769			
				3	Panjapatti reservoir ..	15	23	38			
				4	Minor Works	140,441	50,031	190,472			
						Total ..	183,522	69,543	253,065		
Tanjore ..	2,386,215	1,730,709	1,452,493	1	Cauvery delta system ..	808,871	73,155	882,026	} 33.99	51.43	
				2	Lower Coleroon anicut system.	22,435	1,795	24,230			
				3	Minor Works	56,071	8,718	64,789			
						Total ..	887,377	83,668	971,045		
Madura ..	3,147,856	2,154,055	1,435,005	1	Periyar system	127,678	50,112	177,790	} 29.94	39.94	
				2	Minor Works	110,812	31,233	142,045			
						Total ..	238,490	81,345	319,835		
Ramnad ..	2,314,596	1,575,368	1,421,394	1	Minor Works	36,300	11,847	51,147	31.44	33.37	
Tinnevely ..	2,788,317	1,977,550	1,578,547	1	Srivaikuntam anicut system.	22,528	14,879	37,407	} 36.00	43.64	
				2	Marudur anicut system ..	16,968	14,407	31,375			
				3	Minor Works	175,465	101,830	277,295			
						Total ..	214,961	131,116	346,077		
Grand Total ..	83,645,581	51,815,698	36,232,767	1	Total of Productive and Unproductive Works.	3,359,424	549,814	3,909,238	} 35.16	43.36	
				2	Total of Minor Works ..	2,355,016	801,967	3,156,983			
						Total ..	5,714,440	1,351,781	7,066,221		

* Excluding Feudatory States.

F-I.—Statement showing the water-rates per acre which were in force under Productive and Unproductive Works in the Madras Presidency during the year ending 30th June 1926.

Description of crop.	Godavari and Kistna anicut (except Government dry lands on which differential water- rates are levied).			Divi pumping system.			Periyar system.*			Bhavanesi tank.			Venkatapuram and Siddapur.			Mopad.			Toludur reservoir.			Kandiyamthayam anicut. †			Panjapatthi reservoir project.			Other systems (in tracts where the differential water-rate system does not prevail.) ‡
	RS.	A.	P.	RS.	A.	P.	RS.	A.	P.	RS.	A.	P.	RS.	A.	P.	RS.	A.	P.	RS.	A.	P.	RS.	A.	P.	RS.	A.	P.	
1. Single wet crop	5	0	0	5	0	0	6	0	0	4	6	0	4	3	0	7	13	0	6	4	0	..	6	4	0	..		
2. Second wet crop	5	6	0	2	8	0	3	0	0	4	11	0	2	1	0	3	15	0	3	2	0	..	3	2	0	..		
				<i>plus half the dry assess- ment.</i>																								
3. Second wet crop (if compounded for two crops for a term of not less than five years).	8	2	0	
4. Second dry crop on irrigated land except where the landholder has compounded under clause 3.	2	8	0	2	8	0	
5. For sugarcane, betel and other garden produce remaining on the ground for the time of two crops.	10	0	0	8	0	0	14	1	0	6	4	0	11	12	0	9	6	0	
6. For sugarcane, betel and other garden produce remaining on the ground for the time of two crops if compounded for a term of not less than five years.	8	2	0	
7. For a dry crop, whether first or second grown on land for which irrigation has never been supplied or having been once sup- plied has been since discontinued.	2	8	0	2	8	0	4	11	0	2	1	0	3	15	0	
8. For a third irrigated crop (wet)	2	0	0	2	0	0	2	0	0	
9. Do. (dry)	1	0	0	1	0	0	1	0	0	
10. Dry crop systematically irrigated	5	0	0	5	0	0	

F-I.—Statement showing the water-rates per acre which were in force under Productive and Unproductive Works in the Madras Presidency during the year ending 30th June 1926.

Description of crop.	Gólavari and Kistun anicut (except Government dry lands on which differential water- rates are levied).	Divi pumping system.	Periyar system.*	Bhavanasi tank.	Venkatapuram and Siddapur.	Mopad.	Toludur reservoir.	Kanniyampalayam anicut. †	Panjapatti reservoir project.	Other systems (in tracts where the differential water-rate system does not prevail.) ‡
	RS. A. P.	RS. A. P.	RS. A. P.	RS. A. P.	RS. A. P.	RS. A. P.	RS. A. P.	RS. A. P.	RS. A. P.	RS. A. P.
1. Single wet crop	5 0 0	5 0 0	5 0 0	9 6 0	4 3 0	7 13 0	6 4 0	..	6 4 0	..
2. Second wet crop	5 0 0	2 8 0 <i>plus half the dry assessment.</i>	3 0 0	4 11 0	2 1 0	3 15 0	3 2 0	..	3 2 0	..
3. Second wet crop (if compounded for two crops for a term of not less than five years).	8 2 0
4. Second dry crop on irrigated land except where the landholder has compounded under clause 3.	2 8 0	2 8 0
5. For sugarcane, betel and other garden produce remaining on the ground for the time of two crops.	10 0 0	..	8 0 0	14 1 0	6 4 0	11 12 0	9 6 0
6. For sugarcane, betel and other garden produce remaining on the ground for the time of two crops if compounded for a term of not less than five years.	8 2 0
7. For a dry crop, whether first or second grown on land for which irrigation has never been supplied or having been once sup- plied has been since discontinued.	2 8 0	2 8 0	..	4 11 0	2 1 0	3 15 0
8. For a third irrigated crop (wet)	2 0 0	2 0 0	2 0 0
9. Do. (dry)	1 0 0	1 0 0	1 0 0
10. Dry crop systematically irrigated	5 0 0	5 0 0

11. The charge for a single wet crop when the Collector considers the supply of water to be precarious.	2 8 0	2 8 0
12. Second wet crop in the case of zamindari and inam lands.	..	5 0 0
13. Second wet crop in the case of zamindari and inam lands where the cultivator has compounded for two crops for a term of not less than five years.	..	8 2 0
14. For sugarcane, betel and other garden produce remaining on the ground for the time of two crops.	..	7 8 0 <i>plus half the dry assessment.</i>
15. For sugarcane, betel and other garden produce in zamindari and inam lands remaining on the ground for the time of two crops.	..	10 0 0
16. For sugarcane, betel and other garden produce in zamindari and inam lands remaining on the ground for the time of two crops, if the cultivator has compounded for a term of not less than five years.	..	8 2 0
17 to 20. Nil
21. For a first dry crop systematically irrigated.	5 0 0
22. For a second dry crop systematically irrigated.	3 0 0
23. For a first or second dry crop occasionally irrigated.	2 8 0
24. Special crops like onions, sweet potatoes, chillies, tobacco (the same as for a dry crop systematically irrigated).	5 0 0
25. Mango topes, coconut topes and other tope plantations—										
(a) If they take water for a term of two wet crops.	8 0 0
(b) In other cases	5 0 0

NOTE.—When the water used for irrigation cannot be obtained without raising it by baling or by some mechanical contrivance, a deduction of one-fourth of the water-rate will be made.

* Double the rates are levied when Periyar water is supplied to Government and minor inam dry lands in the Cumbum valley, Periyakulam taluk to which extension of irrigation had been sanctioned.

† No charge for water for twenty years under G.O. No. 128 I., dated 17th March 1916.

APPENDIX II

I — Statement showing the financial results of irrigation under Productive and Unproductive Works for fasli 1335 (1925-26)

Systems. (1)	Area charged as irrigated and area irrigated free of charge.						Direct receipts.		
	First crop.			Second crop.			Total land and irrigation revenue. (8)	Share due to irrigation. (9)	Deduct remissions and deductions. (10)
	Old irrigation. (2)	New irrigation. (3)	Total. (4)	Old irrigation. (5)	New irrigation. (6)	Total. (7)			
A. IRRIGATION WORKS.									
(i) PRODUCTIVE WORKS									
	ACS.	ACS.	ACS.	ACS.	ACS.	ACS.	RS.	RS.	RS.
1. Ganjam minor rivers system ..	51,260	13,855	65,115	..	5,255	5,255	2,31,009	1,56,359	2,646
2. Godavari delta system ..	156,150	616,756	772,906	..	213,852	213,852	50,74,500	40,68,321	49,139
3. Kistna delta system ..	70,710	688,558	759,268	..	966	966	45,62,234	36,72,709	38,520
4. Divi pumping system ..	9,900	24,218	34,118	1,76,436	1,76,436	2,469
5. Penner river canals system ..	99,080	59,042	158,122	1,050	47,110	48,160	10,69,937	9,20,912	2,354
6. Arakkankottai channel ..	2,730	1,906	4,636	10	535	545	43,957	37,732	..
7. Tadepalli channel ..	9,990	5,160	15,150	170	1,412	1,582	1,60,779	1,38,480	..
8. Kalingarayan channel ..	8,300	3,947	12,247	8,350	2,528	10,878	1,50,575	1,33,022	91
9. Palar anicut system ..	53,890	24,896	78,786	16,070	15,604	31,674	4,61,711	3,47,649	18,580
10. Chembranbakkam tank ..	11,370	1,804	13,174	1,160	1,681	2,841	76,562	54,685	128
11. Poiney anicut system ..	15,550	6,445	21,995	2,500	6,012	8,512	1,47,849	1,13,762	3,749
12. Cheyyar anicut system ..	14,950	6,281	21,231	1,630	12,852	14,482	1,53,416	1,10,321	711
13. Tirukkoyilur anicut system ..	16,080	10,147	26,227	30	5,736	5,766	1,77,592	1,30,516	120
14. Shatiatope anicut system ..	7,160	24,991	32,151	..	2,793	2,793	2,02,733	1,37,247	329
15. Mehamattur anicut system ..	990	3,613	4,603	..	157	157	35,209	24,327	..
16. Vriddhachalam anicut system ..	2,430	6,395	8,825	..	481	481	58,975	40,249	..
17. Toludur project ..	2,590	9,354	11,944	260	1,749	2,009	88,085	84,118	..
18. Lower Coleroon anicut system ..	44,760	64,693	109,453	170	6,398	6,568	8,33,458	5,23,788	1,032
19. Cauvery delta system ..	745,350	141,640	886,990	34,080	57,216	91,296	64,22,523	50,54,290	17,222
20. Nandiyar channel system ..	4,680	1,984	6,664	1,570	809	2,379	39,485	28,188	1,900
21. Periyar system ..	65,600	66,284	131,884	16,100	34,135	50,235	11,62,403	10,07,999	7,116
22. Srivaikantam anicut system ..	14,580	10,142	24,722	5,850	9,155	15,005	2,76,898	2,35,146	7,180
23. Marudur anicut system ..	17,020	484	17,504	590	13,817	14,407	2,45,601	2,12,368	912
24. Cumbum tank ..	4,850	714	5,564	2,670	—	828	40,167	35,303	28
25. Pelandorai anicut system ..	2,120	10,216	12,336	100	180	280	78,112	56,062	..
Total of Productive Works ..	1,432,160	1,803,525	3,235,625	92,360	439,605	531,965	2,19,70,506	1,74,99,889	1,55,226

(ii) UNPRODUCTIVE WORKS.

26. Rushikulya system	58,100	49,983	1,08,083	..	1,361	1,361	3,77,159	2,54,502	2,591
27. Nagavalli river project	10,600	15,064	25,664	5,200	— 4,737	463	1,32,985	1,06,591	3,748
28. Muniyera project	600	5,960	6,560	..	7	7	26,721	26,327	..
29. Prddanayudu tank of Chinnarao- palem.	..	Nil for Fasli 1335
30. Jangamaheswarapuram tank	150	361	511	7	16	23	2,601	1,750	26
31. Atmakur tank	759	759	..	3	3	3,720	3,020	1,331
32. Bhavanasi tank	399	399	..	233	233	4,902	4,902	..
33. Dondapad tank	255	255	..	77	77	1,187	1,187	..
34. Mopad project	4,985	4,985	..	1,368	1,368	41,156	40,883	6
35. Hajipuram tank	761	761	..	594	594	5,548	4,930	46
36. Ponnalur tank	804	804	..	163	163	6,409	5,145	..
37. Anamesamudram-Biraperu tank ..	900	110	1,010	80	218	298	5,467	4,957	..
38. Yerur tank	80	1,436	1,516	2	— 2	..	5,258	4,042	..
39. Sagileru system	3,900	203	4,103	700	794	1,494	24,710	22,387	4
40. Markapur tank	450	1,073	1,523	50	540	590	7,427	6,890	..
41. Yellanur tank	875	875	..	68	68	4,594	3,941	6
42. Kochcheruvu tank	182	— 33	149	50	— 25	25	960	843	210
43. Siddapur tank	295	295	1,173	1,173	..
44. Nagavaram anicut and supply channel.	452	168	620	235	230	465	5,001	4,375	..
45. Venkatapuram tank	53	126	189	1	28	29	996	939	3
46. Karnool-Cuddapah canal	6,643	53,496	60,139	..	7,381	7,381	3,38,073	3,08,116	56
46A. Chepad channel	1,406	6,008	7,414	56	341	397	41,077	38,113	..
47. Darur tank	1,330	1,903	3,233	430	354	784	25,396	20,898	6,907
48. Madras Water-supply and Irriga- tion system.	5,630	1,897	7,527	780	2,973	3,753	38,535	30,200	383
49. Kanniyampalayam anicut sys- tem.	..	169	169
50. Panjapatti reservoir project	15	15	..	23	23	233	283	..
51. Vallur anicut system	4,030	1,165	5,195	10	355	365	13,228	9,174	255
Total of Unproductive Works	94,506	148,247	242,753	7,601	12,363	19,964	11,14,516	9,05,518	15,571
Grand Total: of Productive and Unproductive Works.	1,526,606	1,951,772	3,478,378	99,961	451,968	551,929	2,30,85,022	1,84,05,407	1,70,797

† Irrigation under the Kanniyampalayam anicut is not to be charged for twenty years from 1924—vide G.O. No. 128 I., dated 17th March 1916, and G.O. Mis. No. 30 I., dated 2nd February 1924.

Prepared by the Board of Revenue—vide B.P. No. 63, dated 28th October 1926.

I.—Statement showing the financial results of irrigation under Productive and Unproductive Works for fasli 1335 (1925-26)—cont.

	Direct receipts—cont.			Indirect receipts.				Total. (18)	Total of columns (13) and (18). (19)
	Net revenue due to irriga- tion. (11)	Deduct portion due to old irri- gation. (12)	Increase of re- venue due to the outlay incurred. (13)	Increment of land assess- ment due to irrigation. (14)	Land assessment of waste lands brought under irrigation. (15)	Land revenue of miscellaneous items. (16)	Interest on sale- proceeds of tank bed and other waste lands. (17)		
A. IRRIGATION WORKS.									
(i) PRODUCTIVE WORKS.	RS.	RS.	RS.		RS.	RS.	RS.	RS.	RS.
1. Ganjam minor rivers system ..	1,53,713	95,000	58,713	..	6,586	738	27	7,351	66,064
2. Godavari delta system ..	40,19,182	1,24,000	38,95,182	..	1,80,507	8,161	5,234	1,93,902	40,89,084
3. Kistna delta system ..	36,33,189	71,000	35,62,189	..	99,046	16,703	20,845	1,36,594	36,98,783
4. Divi pumping system ..	1,73,967	20,300	1,53,667	..	2,143	4,086	62,760	68,989	2,22,656
5. Pennar river canals system ..	9,18,558	2,56,000	6,62,558	..	43,385	3,711	14,175	61,271	7,23,829
6. Arakkankottai channel ..	37,732	19,000	18,732	..	354	56	..	410	19,142
7. Tadepalli channel ..	1,38,480	76,000	62,480	..	2,861	39	..	2,900	65,380
8. Kalingarayan channel ..	1,32,931	85,000	47,931	..	419	64	..	483	48,414
9. Palar anicut system ..	3,28,969	1,25,000	2,03,969	..	15,486	320	1,009	16,815	2,20,784
10. Chembrambakkam tank ..	54,557	16,000	38,557	..	849	59	..	908	39,465
11. Poiney anicut system ..	1,10,013	38,000	72,013	..	5,281	131	50	5,462	77,475
12. Cheyyar anicut system ..	1,09,610	39,000	70,610	..	3,196	104	125	3,425	74,035
13. Tirakkoyilar anicut system ..	1,30,396	60,000	70,396	..	3,286	76	..	3,362	73,758
14. Shatiotope anicut system ..	1,36,918	20,000	1,16,918	..	14,891	318	..	15,209	1,32,127
15. Mehamattur anicut system ..	24,327	4,000	20,327	..	28	23	..	51	20,378
16. Vriddbachalam anicut system ..	40,249	8,500	31,749	..	277	17	..	294	32,043
17. Toludur project ..	84,118	10,590	73,528	73,528
18. Lower Coleroon anicut system ..	5,22,766	1,55,000	3,67,766	..	51,192	318	..	51,510	4,19,266
19. Cauvery delta system ..	50,37,068	34,00,000	16,37,068	..	1,07,501	10,571	216	1,18,288	17,55,356
20. Nandiyar channel system ..	25,288	17,000	9,288	..	36	18	..	54	9,342
21. Periyar system ..	10,00,883	2,04,000	7,96,883	..	6,804	4,940	66,407	78,331	8,75,214
22. Srivaikuntam anicut system ..	2,27,966	79,000	1,48,966	..	1,423	67	..	1,490	1,50,456
23. Marudur anicut system ..	2,11,455	1,15,000	96,455	..	228	42	..	270	96,726
24. Cumbum tank ..	35,275	30,000	5,275	..	443	18	..	461	5,736
25. Pelanjarai anicut system ..	56,062	3,000	53,062	..	55	21	..	76	53,138
Total of Productive Works ..	1,73,44,662	50,70,390	1,22,74,273	..	5,46,367	50,601	1,70,938	7,67,906	1,30,42,179

(ii) UNPRODUCTIVE WORKS.

26. Rushikulya system	2,51,911	67,000	1,84,911	..	3,122	236	1,366	4,724	1,89,635
27. Nagavalli river project	1,02,843	37,400	65,443	..	1	1,092	13,960	15,063	80,496
28. Muniyuru project	26,327	2,500	23,827	..	2	58	..	60	23,887
29. Peddanayudu tank of Chinnaraopalem.
30. Jangamaheswarapuram tank ..	1,725	500	1,225	1,225
31. Atmakur tank	1,689	..	1,689	1,689
32. Bhavanasi tank	4,902	..	4,902	4,902
33. Dondapad tank	1,187	..	1,187	..	1	2	..	3	1,190
34. Mopad project	40,877	433	40,444	4,340	4,340	44,784
35. Hajipuram tank	4,884	..	4,884	15	..	15	4,999
36. Ponnalur tank	5,145	..	5,145	5,145
37. Anamasamudram-Biraperu tank.	4,957	3,600	1,357	1	..	1	1,358
38. Yerur tank	4,042	425	3,617	64	..	64	3,681
39. Sagileru system	22,383	17,800	4,583	4	..	4	4,587
40. Markapur tank	6,890	2,130	4,760	1	..	1	4,761
41. Yellanur tank	3,936	..	3,936	481	481	4,416
42. Kochcheruvu tank.. ..	633	980	347	347
43. Siddapur tank	1,173	..	1,173	1,173
44. Nagavaram anicut and supply channel.	4,375	2,256	2,119	2,119
45. Venkatapuram tank	936	164	772	772
46. Karnool-Cuddapah canal	3,08,060	28,285	2,79,775	..	496	926	197	1,619	2,81,394
46A. Chepad channel	38,113	7,587	30,526	..	351	26	4	381	30,907
47. Barur tank.. ..	13,991	4,500	9,491	..	36	..	435	471	9,962
48. Madras Water-supply and Irrigation system.	29,817	11,000	18,817	..	441	21	..	462	19,279
49. Kanniyampalayam anicut system.
50. Panjapatti reservoir project ..	283	..	233	564	564	797
51. Vallur anicut system	8,919	5,000	3,919	..	1,067	7	..	1,074	4,993
Total of Unproductive Works ..	8,89,947	1,91,560	6,98,387	..	5,517	2,463	21,347	29,317	7,27,704
Grand Total of Productive and Unproductive Works.	1,82,34,610	52,61,950	1,29,72,660	..	5,51,884	53,054	1,92,285	7,97,223	1,37,69,883

* Includes (1) Rs. 9,693 representing interest on the estimated value of lands assigned to military men—vide G.O. Mis. No. 1256, Revenue, dated 11th August 1926.

(2) Rs. 5,192 representing interest on the estimated value of lands assigned to depressed classes.

STATEMENT No. 1

Systems.	Net receipts, direct and indirect.			Gross indirect receipts.		
	Actuals, 1924-25.	1925-26.		Actuals, 1924-25.	1925-26.	
		Revised estimates.	Actuals.		Revised estimates.	Actuals.
(i) PRODUCTIVE WORKS.	RS.	RS.	RS.	RS.	RS.	RS.
1. Ganjam minor rivers system	63,117	69,000	62,762	7,351	7,351	7,351
2. Godavari delta system	38,89,401	38,90,000	38,84,891	1,93,448	1,93,448	1,93,902
3. Kistna delta system	35,92,977	37,12,000	35,14,886	1,36,311	1,36,311	1,36,594
4. Divi pumping system	2,00,373	2,24,000	2,14,661	53,852	53,852	68,989
5. Pennar river canals system	6,02,064	6,02,000	6,88,346	60,724	60,724	61,271
6. Arakkankottai channel	18,242	20,000	18,185	410	410	410
7. Tadepalli channel	61,019	62,000	62,111	2,900	2,900	2,900
8. Kalingarayan channel	44,006	45,000	45,493	483	483	483
9. Palar anicut system	1,51,222	1,42,000	2,09,795	16,815	16,815	16,815
10. Chembrambakkam tank	34,591	52,000	37,492	908	908	908
11. Poiney anicut system	37,164	40,000	73,604	5,462	5,462	5,462
12. Cheyyar anicut system	55,928	58,000	70,339	3,425	3,425	3,425
13. Tirukkoyilur anicut system	63,167	79,000	70,070	3,362	3,362	3,362
14. Shatiatepe anicut system	1,36,232	1,39,000	1,25,521	15,209	15,209	15,209
15. Mehamattur anicut system	19,471	20,000	19,359	51	51	51
16. Vriddhachalam anicut system	29,831	30,000	30,441	294	294	294
17. Toludur project	44,829	47,000	69,852
18. Lower Coleroon anicut system	3,89,201	3,97,000	3,98,303	51,510	51,710	51,510
19. Cauvery delta system	12,59,126	13,56,000	16,67,599	1,18,072	1,18,072	1,18,288
20. Nandiyar channel system	2,832	10,000	8,875	54	54	54
21. Periyar system	8,42,795	8,83,000	8,34,778	70,539	70,539	78,331
22. Srivaikuntam anicut system	1,47,705	1,42,000	1,42,933	1,490	1,490	1,490
23. Marudur anicut system	91,487	93,000	91,890	270	270	270
24. Cumbum tank	6,207	10,000	5,449	461	461	461
25. Pelandorai anicut system	51,015	52,000	50,481	76	76	76

(ii) UNPRODUCTIVE WORKS.

26. Bushikulya system	1,79,858	1,88,000	1,80,222	4,639	4,639	4,724
27. Nagavalli river project	78,790	1,01,000	77,169	14,714	30,100	15,063
28. Muniyeru project	21,997	25,000	22,593	60	60	60
29. Peddanayudu tank of Chinnaraopalem	527	1,000
30. Jangamaheswarapuram tank	1,467	1,000	1,164
31. Atmakur tank	1,545	2,000	1,605
32. Dondapad tank	825	1,000	1,130	3	3	3
33. Bhavanasi tank	3,051	4,000	4,657
34. Mopad project	21,956	29,000	42,762	4,326	4,326	4,340
35. Hajipuram tank	3,004	3,000	4,654	15	15	15
36. Pornalor tank	4,784	5,000	4,888
37. Anamasamudram-Biraperu tank	523	..	1,290	1	1	1
38. Yerur tank	3,515	4,000	3,497	64	64	64
39. Sagileru system	5,336	..	4,358	4	4	4
40. Markapur tank	4,127	4,000	4,523	1	1	1
41. Yellanur tank	1,253	4,000	4,219	481	481	481
42. Kochoheruvu tank	298	..	330
43. Siddapur tank	1,036	2,000	1,114
44. Nagavaram anicut and supply channel	1,764	1,000	2,013
45. Venkatapuram tank	501	1,000	733
46. Kurnool-Cuddapah canal	2,81,961	2,82,000	2,67,334	1,619	1,619	1,619
46A. Chepad channel	29,162	28,000	29,362	381	381	381
47. Barur tank	16,820	13,000	9,486	471	471	471
48. Kanniyampalayam anicut
49. Madras Water-supply and Irrigation system	12,545	17,000	18,315	462	462	462
50. Panjapatti reservoir project	849	1,000	785	554	554	554
51. Vallur anicut system	3,040	3,000	4,743	1,074	1,074	1,074

Prepared by the Board of Revenue—vide B.P. No. 32, dated 28th October 1926.

STATEMENT

Statement showing the extent irrigated and the revenue

Districts.	Area charged as irrigated and area irrigated free of charge.						Direct	
	First crop.			Second crop.			Total land and irrigation revenue.	Share due to irrigation.
	Old irrigation.	New irrigation.	Total.	Old irrigation.	New irrigation.	Total.		
(1)	(2)	(3)	(4)	(5)	(6)	(7)	(8)	(9)
			ACS.			ACS.	RS.	RS.
Ganjam	126,669	8,662	3,38,000	1,94,012
Vizagapatam	94,437	12,093	4,16,395	2,85,597
East Godavari	86,274	5,561	3,10,880	2,25,979
West Godavari	41,942	433	1,10,001	88,973
Kistna	15,505	158	76,064	62,337
Guntur	25,324	2,111	1,46,042	1,09,764
Nellore	137,144	42,961	8,20,234	6,99,107
Cuddapah	102,054	39,689	5,06,072	4,34,903
Anantapur	133,025	21,762	6,98,611	5,06,701
Bellary	53,559	8,025	3,44,426	2,99,573
Kurnool	43,169	7,494	1,90,995	1,32,140
Chittoor	100,314	30,047	5,54,940	4,43,339
Chingleput	358,622	150,149	16,44,052	11,32,976
North Arcot	217,827	98,122	14,04,793	10,18,467
South Arcot	294,399	116,356	18,81,842	13,53,045
Tanjore	69,813	9,007	2,19,791	1,68,479
Trichinopoly	157,141	50,296	11,46,809	8,25,572
Madura	125,810	31,233	7,28,245	5,78,357
Ramnad	37,623	16,716	2,33,674	1,97,646
Tinnevely	184,052	107,783	15,16,349	12,90,791
Coimbatore	69,517	18,452	4,77,368	3,97,606
Salem	96,800	33,943	5,98,950	4,07,189
Total	2,571,020	811,552	1,41,64,542	1,08,81,953

NOTE.—The details of extent and revenue relating to old and
Prepared by the Board of Revenue—vide B.P.

No. 2.

derived under "Minor Works" for fasli 1335 (1925-26).

receipts.		Indirect receipts.							Total of columns (13) and (18).
Deduct remis- sions and deductions.	Net revenue due to irrigation.	Deduct portion due to old irrigation.	Increase of reve- nue due to the outlay incurred.	Increment of land assess- ment due to irrigation.	Land assessment of waste lands brought under irrigation.	Land revenue of miscellaneous items.	Interest on sale- proceeds of tank-bed and other waste lands.	Total.	
(10)	(11)	(12)	(13)	(14)	(15)	(16)	(17)	(18)	(19)
Rs.	Rs.								
9,980	1,84,032	}	Nil.	Nil.	Nil.	Nil.	Nil.	Nil.	Nil.
13,757	2,71,840								
958	2,25,021								
1,783	87,190								
1,727	60,610								
2,790	1,06,974								
7,165	6,91,942								
38,375	3,96,528								
2,04,985	3,01,115								
36,370	2,63,203								
24,033	1,28,107								
2,02,481	2,40,858								
14,561	11,18,415								
74,207	9,44,260								
1,721	13,51,324								
167	1,68,312								
56,684	7,28,888								
47,852	5,30,505								
2,072	1,95,574								
8,371	12,32,420								
6,720	3,90,886								
1,55,742	2,51,447								
9,52,501	99,29,452								

new irrigation are not calculated for "Minor Works."

No. 76, dated 30th November 1926.

APPENDIX III

REVIEW OF THE ADMINISTRATIVE ACCOUNTS OF IRRIGATION, NAVIGATION, EMBANKMENT AND DRAINAGE WORKS OF THE MADRAS PRESIDENCY FOR THE YEAR 1925-26.

Irrigation, Navigation, Embankment and Drainage Works for which Capital and Revenue Accounts are kept are classified into: (1) A. Irrigation Works; and (2) B. Navigation, Embankment and Drainage Works, each of these being subdivided into Productive and Unproductive works.

Every irrigation, navigation, embankment or drainage work for which a capital account is kept is classed as productive, if the net revenue anticipated at the end of ten years from the date of the closing of the construction estimate, appears likely to pay the annual interest charges on the capital invested, calculated at 4 per cent for works sanctioned before the 1st April 1919, at 5 per cent for those sanctioned between 1st April 1919 and 1st August 1921, and at 6 per cent for those sanctioned after the last-mentioned date. If a work is not expected to yield such a return, it is classified as unproductive.

The transfer, under the orders of the Madras Government, of the work Valluru anicut system from the Productive to the Unproductive category and of the works Cumbum tank and Pelandorai anicut system from Unproductive to Productive, has been given effect to from 1925-26 and the question of reclassification of other works is under consideration. There are no works in this Presidency under Navigation, Embankment and Drainage Works — Productive.

The revenue shown in these administrative accounts takes into account, besides the revenue collected by Public Works Department officers, the following receipts collected in other departments:— (1) water-rates, (2) land assessment from waste lands brought under cultivation, (3) assessment of miscellaneous items, and (4) interest at 4 per cent on sale-proceeds of waste or other lands up to the end of 1920-21 and at an average rate communicated annually by the Local Government on realizations after that date.

2. The following table summarizes the results of irrigation, etc., works during the year 1925-26 in comparison with those of the previous year 1924-25. The figures in columns 1924-25 of this

statement have been altered to agree with the figures affected by the reclassification of certain works from "Productive" to "Unproductive" class and *vice versa* in 1925-26.

(1)	Total capital outlay (direct and indirect) to end of		Gross receipts (direct and indirect) during	
	1924-25. (2)	1925-26. (3)	1924-25. (4)	
	RS.	RS.	RS.	
A. Irrigation works--				
1. Productive	7,26,36,564	7,54,99,546	1,28,74,277	
2. Unproductive	3,97,60,076	3,98,43,394	7,74,985	
B. Navigation, etc., works--				
2. Unproductive	93,47,251	93,47,251	81,574	
(1)	Gross receipts (direct and indirect) during		Working expenses (direct and indirect) during	
	1925-26. (5)	1924-25. (6)	1924-25. (7)	1925-26. (8)
	RS.	RS.	RS.	RS.
A. Irrigation works --				
1. Productive	1,34,75,904	44,22,279	42,89,651	
2. Unproductive	7,89,094	3,99,770	3,76,442	
B. Navigation, etc., works--				
2. Unproductive	78,863	3,34,931	3,41,421	
(1)	Net revenue during		Percentage on capital outlay.	
	1924-25. (8)	1925-26. (9)	1924-25. (10)	1925-26. (11)
	RS.	RS.		
A. Irrigation works--				
1. Productive	84,51,998	91,87,253	11.64	
2. Unproductive	3,75,215	4,12,652	.94	
B. Navigation, etc., works--				
2. Unproductive	-2,53,357	-2,62,838	-2.71	
(1)	Percentage on capital outlay-- <i>cont.</i>		Area irrigated.	
	1925-26. (11)	1924-25. (12)	1924-25. (13)	1925-26. (14)
		ACS.	ACS.	
A. Irrigation works--				
1. Productive	12.17	2,151,607	2,243,130	
2. Unproductive	1.04	167,177	160,610	
B. Navigation, etc., works--				
2. Unproductive	-2.81	

A.—IRRIGATION WORKS.

1. *Productive.*

3. The number of productive works in the Presidency is 29. The canals of the Godavari and Kistna delta systems are used both for irrigation and navigation purposes. The remaining are irrigation works only.

4. The net revenue represents on the capital outlay a percentage of 12·17 in 1925-26 against 11·64 in the preceding year. After allowing for interest charges the percentage is reduced to 8·98 during the year under report against 8·39 for the previous year.

5. The total area under the irrigation of works of this class during the year under review was 2,243,130 acres as compared with 2,151,607 acres in 1924-25.

6. The irrigation revenue proper collected in the Revenue Department amounted to Rs. 1,30,42,179 in 1925-26 as against Rs. 1,24,49,135 during 1924-25. The increase during the year by Rs. 5,93,044 is explained as follows:—

Established systems.—Circumstances in the Cauvery delta system disturbed by the floods of 1924 became normal. The remissions granted in fasli 1335 were only about Rs. 17,000 as against Rs. 3·69 lakhs granted in fasli 1334.

As compared with the last year there was an increase of revenue

1. Tadapalli channel.
2. Divi Pumping system.
3. Pennar anicut system.
4. Chembrambakkam tank.
5. Cheyyar anicut system.
6. Tirukoyilar anicut system.
7. Nandyar channel system.
8. Palar anicut system.
9. Poiney anicut system.

in the marginally noted systems and a decrease in the Srivaikuntam anicut system, Sshatiatope anicut system and the Cumbum tank.

The Tadapalli channel showed an increase in miscellaneous revenue while the Divi Pumping system produced an increase of indirect receipts due to the inclusion

in fasli 1335 of interest on the estimated market value of lands assigned to military men and depressed classes. In the other systems an increase in second-crop cultivation accounted for the larger revenue, and in the Palar and the Poiney anicut systems, a decrease in the amount of remissions caused the revenue to improve.

As a result of the floods in the Tambraparni river in November 1925, a large area of wet lands under the Srivaikuntam anicut system was silted up and rendered unfit for cultivation. This led to the grant of large remissions and in consequence there was a fall in revenue. In the Sshatiatope anicut system and the Cumbum tank, the fall in revenue represents a decrease in the second-crop cultivation.

New systems.—The only system coming under this head is the Toludur project. The ayacut (area under cultivation) has been increased by 50 per cent.

7. The working expenses of the year on the works amounted to Rs. 42,89,651 as compared with Rs. 44,22,279 of the year 1924-25 showing a decrease of Rs. 1,32,628 in 1925-26.

2. *Unproductive.*

3. There were 29 works of this class in the Presidency. The majority of them are small tanks and in many cases the irrigation is still at an early stage of development.

9. The capital outlay (direct and indirect) on this class of work to end of the year 1925-26 was Rs. 3,98,43,394. The revenue amounted to Rs. 7,89,094 and the working expenses to Rs. 3,76,442, yielding a net revenue of Rs. 4,12,652 or 1.04 per cent on the capital outlay as against the percentage of .94 in the previous year.

10. The area brought under such new irrigation during the year was 160,610 acres against 167,177 acres in 1924-25.

11. The irrigation revenue proper collected in the Revenue Department amounted to Rs. 7,27,704 in 1925-26 as against Rs. 7,14,415 during 1924-25. The increase is explained as follows :—

Established systems.—The Peddanayudu tank of Chinnarapalem breached in 1925 and there was no irrigation from the tank during the fasli. There was also a fall in revenue as compared with the previous fasli in the marginally noted systems.

1. Jangamaheswarapuram tank.	
2. Sagileru system.	
3. Barur tank.	
4. Kurnool-Cuddapah canal.	

In the Jangamaheswarapuram tank and in the Sagileru system, the decrease represents a fall in the first and second crop cultivation. A fall in cultivation and the grant of large remissions to compensate for untimely and inadequate supplies account for the decrease in revenue in the Barur tank. The slight fall in the Kurnool-Cuddapah canal was due to restricting the supply of water to those dry lands which had been irrigated during the three faslis preceding fasli 1332. Timely and copious rainfall rendering irrigation aids unnecessary also contributed to the decrease to some extent. The increase in the Yellanur tank was the result of no remissions. An increase in revenue in most of the remaining systems occurred chiefly owing to improved second-crop cultivation.

New systems.—The Venkatapuram tank, the Mopad project and the Nagavaram anicut and supply channel showed an increase in revenue as compared with the previous fasli resulting from

extensions of irrigation under the systems. Marked progress happened only in the Mopad project where the ayacut has nearly doubled. The extension in the other systems was slight.

B.—NAVIGATION, ETC., WORKS.

1. *Productive.*

12. There are no productive works of this class in this Presidency.

2. *Unproductive.*

13. There are three navigation works in the Presidency. The capital outlay to end of the year under review on these works amounted to Rs. 93,47,251 and the expenditure during the year exceeded the revenue by Rs. 2,62,338.

MADRAS,
23rd November 1926.

J. C. NIXON,
Accountant-General.

No. 1.—General Abstract of Financial Results showing the estimated cost of construction of Productive and Unproductive Works, the Capital outlay thereon, the Revenue derived therefrom, the Working Expenses and the simple interest on the direct capital outlay on those works.

Name of project. (1)	COST OF CONSTRUCTION AS NOW ESTIMATED.			CAPITAL OUTLAY.					
	Direct charges. (2)	Indirect charges (3)	Total. (4)	During 1925-1926.			To end of 1925-1926.		
				Direct charges. (5)	Indirect charges. (6)	Total. (7)	Direct charges. (8)	Indirect charges. (9)	Total. (10)
	RS.	RS.	RS.	RS.	RS.	RS.	RS.	RS.	RS.
CONSTRUCTION OF IRRIGATION, NAVIGATION, EMBANKMENT AND DRAINAGE WORKS.									
A. Irrigation Works.									
1. Productive Works.									
1. Ganjam minor river system.	2,76,286	10,992	2,87,278	571	28	599	2,72,984	10,992	2,83,976
2. Godavari delta system	1,52,70,654	19,92,388	1,72,63,042	2,05,762	9,621	2,15,383	1,46,03,133	20,39,128	1,66,42,261
3. Polavaram Island Project.	17,85,340	69,660	18,55,000	1,04,826	5,136	1,09,962	1,04,826	5,136	1,09,962
4. Kistna delta system ..	1,76,66,234	10,79,852	1,87,46,086	2,55,329	11,831	2,67,160	1,65,69,467	11,27,387	1,76,96,854
5. Divi pumping system.	24,79,843	33,296	25,13,139	11,589	537	12,126	24,86,765	69,698	25,47,373
6. Pennér river canals system.	57,53,871	10,14,547	67,68,418	3,138	145	3,283	57,48,277	10,14,619	67,62,896
7. Arkenkota channel ..	1,40,769	3,676	1,44,445	1,40,769	3,676	1,44,445
8. Thadapalle channel ..	1,64,765	11,050	1,75,805	1,64,765	11,050	1,75,805
9. Kaliingarayan channel.	1,75,980	4,506	1,80,486	1,75,980	4,506	1,80,486
10. Palar anicut system ..	23,43,438	1,17,264	24,60,702	3,894	159	4,053	23,43,438	1,17,264	24,60,702

11. Poiney do.	2,95,063	8,812	3,03,875	2,95,063	8,812	3,03,875
12. Chevaru do.	5,19,869	14,678	5,34,547	12,636	517	13,153	5,01,611	15,016	5,16,627
13. Tirukkoyilur anicut system.	3,83,105	9,189	3,92,294	3,82,666	9,948	3,92,614
14. Shatiatope anicut system.	10,42,291	57,271	10,99,562	1,942	89	2,031	9,17,307	57,366	9,74,673
15. Toludur project ..	29,60,000	2,50,000	32,10,000	— 1,013	149	— 864	23,76,235	2,51,128	26,27,363
16. Mebamattur anicut system.	73,372	2,009	75,381	73,372	2,009	75,381
17. Vriddhachalam anicut system.	84,191	2,494	86,685	84,191	2,494	86,685
18. Lower Coleroon anicut system.	24,49,541	71,335	25,20,876	79,249	3,376	82,625	19,50,857	74,713	20,25,570
19. Palandurai anicut system.	6,48,248	48,747	6,96,995	732	30	762	6,44,002	48,777	6,92,779
20. Basavanah channel ..	4,08,305	15,267	4,23,572	19,632	809	20,441	19,632	809	20,441
21. Cumbum tank ..	83,985	2,388	86,373	83,985	2,388	86,373
22. Chembambakkam tank	6,51,348	1,12,795	7,64,143	6,51,348	1,12,795	7,64,143
23. Cauvery delta system.	64,55,803	2,07,304	66,63,107	6,54,291	17,928	6,72,219	55,99,960	2,37,470	58,37,430
24. Kattalai anicut right bank canal.	6,50,000	..	6,50,000	5,66,678	11,797	5,78,475	5,66,678	11,797	5,78,475
25. Cauvery-Mettur Reservoir Project.	5,91,38,500	20,61,200	6,12,00,000	8,43,689	24,623	8,68,262	8,43,639	24,623	8,68,262
26. Nandyar channel system.	63,231	2,484	65,715	63,231	2,484	65,715
27. Periyar system ..	1,04,43,372	3,69,044	1,08,12,416	10,273	363	10,636	1,03,78,484	3,70,351	1,07,48,835
28. Srivaikuntam anicut system.	16,67,459	1,07,604	17,75,063	16,67,459	1,07,604	17,75,063
29. Marudur anicut system.	59,507	1,265	60,772	2,584	92	2,676	53,125	1,557	54,682
Total, A. Irrigation									
1. Productive Works.	13,41,34,660	76,81,117	14,18,15,777	27,75,752	87,230	28,62,982	6,97,63,239	57,36,307	7,54,99,546
2. Unproductive Works.									
1. Rushikulya system ..	47,91,172	4,15,281	52,06,453	13,208	647	13,855	47,73,381	4,17,411	51,90,792
2. Nagavalli river system.	16,82,620	41,929	17,24,549	226	11	237	16,81,367	42,320	17,23,687
3. Muniyaru system ..	5,71,308	29,751	6,01,059	5,71,308	29,751	6,01,059
4. Peddimidu tank of Chennaraopalem.	62,098	1,397	63,495	62,098	1,397	63,495

No. 1.—General Abstract of Financial Results showing the estimated cost of construction of Productive and Unproductive Works, the Capital outlay thereon, the Revenue derived therefrom, the Working Expenses and the simple interest on the direct capital outlay on those works—*cont.*

Name of project. (1)	COST OF CONSTRUCTION AS NOW ESTIMATED.			CAPITAL OUTLAY.					
	Direct charges (2)	Indirect charges. (3)	Total. (4)	During 1925-1926.			To end of 1925-1926.		
				Direct charges. (5)	Indirect charges. (6)	Total. (7)	Direct charges. (8)	Indirect charges. (9)	Total. (10)
	RS.	RS.	RS.	RS.	RS.	RS.	RS.	RS.	RS.
CONSTRUCTION OF IRRIGATION, NAVIGATION, EMBANKMENT AND DRAINAGE WORKS— <i>cont.</i>									
<i>A. Irrigation Works—cont.</i>									
2. Unproductive Works— <i>cont.</i>									
5. Jangameshwarapuram tank.	61,253	10,411	71,664	61,253	10,411	71,664
6. Atinakur tank	1,09,951	13,428	1,23,379	1,09,951	13,428	1,23,379
7. Dondapaditank	1,24,786	15,218	1,40,004	1,24,786	15,218	1,40,004
8. Bavanas tank	2,65,546	10,858	2,66,404	1,093	51	1,144	2,54,395	11,096	2,65,491
9. Hajiparam tank	2,78,219	33,109	3,11,328	556	..	556	2,78,219	33,109	3,11,328
10. Ponnalur tank	1,93,359	25,579	2,18,938	6	..	6	1,92,975	25,674	2,18,649
11. Anamasamudram-Beraperu tank.	71,687	1,886	73,573	71,687	1,886	73,573
12. Mopad project	21,97,000	1,00,000	22,97,000	21,93,275	96,422	22,89,697
13. Yerur tank	61,741	1,612	63,353	61,741	1,612	63,353
14. Vanula tank	62,186	1,571	63,757	62,186	1,571	63,757
15. Barur tank	4,19,375	23,738	4,43,113	4,19,375	23,738	4,43,113
16. Kannampalem anicut	1,24,921	3,853	1,28,774	1,24,921	3,853	1,28,774
17. Sagileru system	4,47,108	17,619	4,64,727	4,47,108	17,619	4,64,727
18. Talapulavanka tank	66,283	2,541	68,824	66,283	2,541	68,824

19. Markapur tank	1,26,332	4,001	1,30,333	4,806	198	5,004	1,23,850	4,298	1,28,148
20. Yellanur tank	2,39,192	30,515	2,69,707	2,39,192	30,515	2,69,707
21. Kocheruvu tank	1,24,605	11,129	1,35,734	1,24,605	11,129	1,35,734
22. Siddapur tank	7,91,038	13,448	8,04,486	7,91,038	13,448	8,04,486
23. Nagavaram anicut and supply channel.	1,07,295	2,695	1,09,890	1,07,295	2,695	1,09,890
24. Venkatapuram tank ..	3,72,250	12,671	3,84,921	3,72,250	12,671	3,84,921
25. Kurnool-Cuddapah canal ..	2,38,79,882	92,664	2,39,72,546	881	37	918	2,33,11,892	73,425	2,33,85,317
26. Tippayapalem project ..	2,87,020	32,170	3,19,190	60,117	2,592	62,709	79,593	3,402	82,995
27. Valluru anicut system ..	74,366	1,916	76,282	74,366	1,916	76,282
28. Madras Water-supply and Irrigation system.	15,81,614	2,39,658	18,21,272	15,51,614	2,39,658	18,21,272
29. Panjampatti reservoir project.	3,36,090	68,510	4,04,600	3,27,781	11,495	3,39,276
Total, A. Irrigation 2. Un- productive.	3,95,00,297	12,59,058	4,07,59,355	79,782	3,535	83,318	3,86,89,785	11,53,609	3,98,43,394
Total, A. Irrigation Works ..	17,36,34,957	89,40,175	18,25,75,132	28,55,534	90,766	29,46,300	10,84,53,024	68,89,916	11,53,42,940
B. NAVIGATION, EMBANKMENT AND DRAINAGE WORKS.									
<i>2. Unproductive.</i>									
1. Ganjam-Gopalpur canal ..	1,43,100	12,393	1,55,493	1,43,100	12,393	1,55,493
2. Buckingham canal ..	85,66,071	4,89,255	90,55,326	85,66,071	4,89,255	90,55,326
3. Velaranniyam canal ..	1,32,699	3,733	1,36,432	1,32,699	3,733	1,36,432
Total, 2. Unproductive Works.	88,41,870	5,05,381	93,47,251	88,41,870	5,05,381	93,47,251
Total, B. Navigation, etc., Works.	88,41,870	5,05,381	93,47,251	88,41,870	5,05,381	93,47,251
Total, Construction of Irrigation, etc., Works.	18,24,76,827	94,45,556	19,19,22,383	28,55,534	90,766	29,46,300	11,72,94,894	73,95,297	12,46,90,191

No. 1.—General Abstract of Financial Results showing the estimated cost of construction of Productive and Unproductive Works, the Capital outlay thereon, the Revenue derived therefrom, the Working Expenses and the simple interest on the direct capital outlay on those works—*cont.*

Name of project.	RECEIPTS DURING 1925-1926.			WORKING EXPENSES DURING 1925-1926.			NET RESULT EXCLUDING INTEREST (DIFFERENCE BETWEEN REVENUE AND WORKING EXPENSES).				Simple interest during 1925-1926.	NET RESULT INCLUDING INTEREST.			
	Water-rates, etc.	Collected with land revenue.	Total.	Direct charges.	Indirect charges.	Total.	Excess revenue (surplus).	Excess expendi- ture (deficit).	Rate per cent			Excess revenue (surplus).	Excess expendi- ture (deficit).	Rate per cent	
									Of excess revenue.	Of excess expendi- ture.				Of excess revenue.	Of excess expendi- ture.
(11)	(12)	(13)	(14)	(15)	(16)	(17)	(18)	(19)	(20)	(21)	(22)	(23)	(24)	(25)	
CONSTRUCTION OF IRRIGATION, NAVIGATION, EMBANKMENT AND DRAINAGE WORKS.	RS.	RS.	RS.	RS.	RS.	RS.	RS.	RS.		RS.	RS.	RS.			
A. Irrigation Works.															
1. Productive Works.															
1. Ganjam minor river sys'em.	58,722	7,351	66,073	45,731	2,078	47,809	18,254	..	6.43	..	9,340	8,924	..	3.14	..
2. Godavari delta system	40,86,390	1,93,902	42,80,292	9,30,213	26,141	9,66,354	33,13,938	..	19.91	..	5,10,509	28,03,429	..	16.85	..
3. Polavaram Island project.	2,726	..	2,726	..	2.48
4. Kistna delta system..	37,31,564	1,36,594	38,68,158	8,68,503	31,741	9,00,244	29,67,914	..	16.77	..	5,68,954	23,98,960	..	13.56	..
5. Divi pumping system.	1,56,312	68,989	2,25,301	1,51,846	6,667	1,58,513	66,788	..	2.62	..	93,385	..	26,597	..	1.04
6. Pennar river canals system.	6,65,611	61,271	7,26,882	98,746	2,931	1,01,677	6,25,205	..	9.24	..	1,92,101	4,33,104	..	6.40	..
7. Arkenkota channel ..	19,092	410	19,502	9,576	353	9,929	9,573	..	6.63	..	4,631	4,892	..	3.39	..
8. Thad-palle channel ..	65,287	2,900	68,187	19,020	645	19,665	48,522	..	27.60	..	5,478	43,044	..	24.48	..
9. Kalingarayan channel	50,709	483	51,192	15,872	551	16,423	34,769	..	19.26	..	5,852	26,917	..	16.02	..

10. Palani anicut system ..	2,04,990	18,815	2,21,805	89,452	3,219	9,701	1,29,104	..	5.25	..	78,203	50,901	..	2.07	..
11. Poiney do ..	72,390	5,462	77,852	24,816	838	25,163	52,699	..	17.34	..	10,884	41,816	..	13.76	..
12. Chevuru do ..	74,297	3,425	77,722	36,850	1,357	38,207	37,515	..	7.20	..	17,775	19,740	..	3.82	..
13. Thirakkoyilur do. ..	73,435	3,362	76,797	16,227	513	16,740	60,067	..	15.30	..	13,022	47,045	..	11.98	..
14. Shattatops do. ..	1,17,774	15,209	1,32,983	30,830	992	31,822	1,01,161	..	10.38	..	30.9	70,670	..	7.25	..
15. Toludur project	73,528	..	73,528	19,331	640	19,971	53,657	..	2.04	..	1,08,086	..	54,629	..	2.08
16. Mehamattur anicut system.	20,501	51	20,552	3,956	120	4,076	16,476	..	21.86	..	2,489	13,987	..	18.56	..
17. Vaidhachalam anicut system.	32,027	294	32,321	9,126	309	9,445	22,876	..	25.39	..	2,799	20,077	..	23.16	..
18. Lower Coleroon anicut system.	3,74,232	51,510	4,25,742	2,64,641	10,855	2,75,493	1,50,249	..	7.42	..	64,333	85,916	..	4.24	..
19. Pelantirai anicut system.	53,649	76	53,745	26,221	966	27,186	26,559	..	3.83	..	22,013	4,546	..	.66	..
20. Rasvannah channel	510	..	510	..	2.49
21. Cumbam tank ..	5,275	461	5,736	1,673	57	1,730	4,003	..	4.64	..	2,793	1,213	..	1.40	..
22. Chembambakam tank.	38,821	908	39,729	1,766	7	1,749	37,980	..	4.97	..	21,885	16,095	..	2.11	..
23. Cauvery delta system.	6,58,926	1,13,238	7,72,164	7,87,240	22,500	8,09,740	9,67,474	..	16.57	..	1,96,640	7,70,834	..	13.21	..
24. Kattalai anicut right bank canal.	14,734	..	14,734	..	2.55
25. Cauvery-Mettur Reservoir Project.	21,935	..	21,935	..	2.53
26. Nandyar channel system.	10,935	51	10,989	7,245	240	7,485	3,504	..	5.33	..	2,133	1,371	..	2.09	..
27. Periyar system ..	8,13,878	78,331	8,92,209	4,48,401	14,570	4,62,971	4,29,238	..	3.99	..	3,46,419	82,819	..	.77	..
28. Srivaikuntam anicut system.	1,54,011	1,430	1,55,503	1,92,950	6,556	1,99,506	..	43,998	..	2.48	56,658	..	1,00,656	..	5.67
29. Marudur anicut system.	98,615	270	98,885	43,689	1,373	45,062	63,823	..	98.71	..	1,747	62,076	..	95.68	..
Total. A. Irrigation	1,27,03,998	7,07,906	1,34,76,904	11,43,415	1,46,201	12,89,611	11,87,253	..	12.17	..	24,08,515	67,78,678	..	8.08	..
1. Productive Works.															
2. Unproductive Works.															
1. Rushikuliya system ..	1,87,633	4,724	1,92,357	1,07,910	4,906	1,12,816	79,536	..	1.53	..	1,60,243	..	80,707	..	1.55
2. Nagavalli river system.	65,990	15,053	81,043	22,683	949	23,632	57,411	..	3.33	..	56,762	6,449	..	.04	..
3. Muniyera system ..	25,130	60	25,190	8,418	336	8,754	16,436	..	2.73	..	19,041	..	2,605	..	.43
4. Peddinaidu tank of Chennaiapalam.	900	..	900	19	1	20	880	..	1.39	..	2,065	..	1,185	..	1.89
6. Jangmeshwarapuram tank.	1,225	..	1,225	181	6	187	1,038	..	1.45	..	2,038	..	1,000	..	1.40
6. Atmakur tank ..	1,489	..	1,689	684	27	711	978	..	.79	..	3,656	..	2,678	..	2.17
7. Dondapad tank ..	1,187	3	1,190	59	..	59	1,131	..	.81	..	4,149	..	3,018	..	2.16

No. 1.—General Abstract of Financial Results showing the estimated cost of construction of Productive and Unproductive Works, the Capital outlay thereon, the Revenue derived therefrom, the Working Expenses and the simple interest on the direct capital outlay on those works—*cont.*

Name of project.	RECEIPTS DURING 1925-1926.			WORKING EXPENSES DURING 1925-1926.			NET RESULT EXCLUDING INTEREST (DIFFERENCE BETWEEN REVENUE AND WORKING EXPENSES).				Simple interest during 1925-1926.	NET RESULT INCLUDING INTEREST.			
	Water-rates, etc.	Collected with land revenue.	Total.	Direct charges.	Indirect charges.	Total.	Excess revenue (surplus).	Excess expenditure (deficit).	Rate per cent			Excess revenue (surplus).	Excess expenditure (deficit).	Rate per cent	
									Of excess revenue.	Of excess expenditure.				Of excess revenue.	Of excess expenditure.
(1)	(2)	(3)	(4)	(5)	(6)	(7)	(8)	(9)	(10)	(11)	(12)	(13)	(14)	(15)	
CONSTRUCTION OF IRRIGATION, NAVIGATION, EMBANKMENT AND DRAINAGE WORKS—<i>cont.</i>	RS.	RS.	L.S.	RS.	RS.	RS.	RS.	RS.			RS.	RS.	RS.		
A. Irrigation Works—<i>cont.</i>															
2. Unproductive Works— <i>cont.</i>															
8. Bavanasi tank ..	4,902	..	4,902	5,264	237	5,501	..	699	..	23	9,850	..	10,449	..	3.94
9. Hijipuram tank ..	5,343	15	5,358	904	3	935	4,423	..	1.42	..	9,256	..	4,833	..	1.55
10. Ponnalur tank ..	5,14	..	5,145	2,097	85	2,182	2,963	..	1.36	..	6,916	..	3,959	..	1.81
11. Anamasamulam-Beraperu tank.	1,357	1	1,358	— 855	— 42	— 877	2,235	..	3.04	..	2,384	..	149	..	0.20
12. Mopad project ..	40,755	4,340	45,095	9,010	324	9,334	35,761	..	1.56	..	83,159	..	47,398	..	2.07
13. Yerur tank ..	3,617	64	3,681	515	15	530	3,151	..	4.97	..	2,053	1,098	..	1.73	..
14. Vemula tank	2,068	..	2,068	..	3.24
15. Barar tank ..	11,002	471	11,473	4,905	181	5,086	6,387	..	1.44	..	13,945	..	7,558	..	1.71
15. Kannampalem aicut.	4,000	..	4,000	10,131	414	10,545	..	6,545	..	5.08	5,964	..	12,509	..	9.71
17. Sagileru system ..	4,679	4	4,683	158	— 3	155	4,528	..	9.97	..	14,867	..	10,339	..	2.22

18. Talapulavanka tank.	2,204	..	2,204	..	3-20
19. Markapur tank ..	4,760	1	4,761	2,294	84	2,378	2,383	..	1-86	..	4,128	..	1,745	..	1-36
20. Yellanur tank ..	3,935	481	4,416	315	5	320	4,096	..	1-52	..	8,294	..	4,198	..	1-56
21. Kocheruvu tank ..	— 347	..	— 347	660	28	688	..	1,035	..	76	4,309	..	5,344	..	3-94
22. Sidapar tank ..	1,173	..	1,173	1,425	56	1,481	..	305	..	04	26,381	..	26,689	..	3-32
23. Nagavaram ancient and supply channel.	2,119	..	2,119	106	..	106	2,013	..	1-83	..	3,568	..	1,555	..	1-42
24. Venkatapuram tank.	772	..	772	571	22	593	179	..	05	..	12,869	..	12,690	..	3-30
25. Kurnool-Cuddapah canal.	3,24,199	2,000	3,26,199	1,67,770	6,462	1,74,232	1,51,967	..	66	..	7,83,458	..	6,31,492	..	2-70
26. Thippayapalem project	2,576	..	2,576	..	3-10
27. Madras Water-supply and Irrigation system.	54,085	462	54,547	15,301	591	15,892	38,655	..	2-12	..	53,247	..	14,592	..	80
28. Valiuru ancient system.	4,223	1,074	5,297	628	16	644	4,653	..	6-10	..	2,674	1,979	..	2-59	..
29. Panjampatti reservoir project.	304	564	868	515	18	533	335	..	0-10	..	12,347	..	12,012	..	3-54
Total, A. Irrigation	7,59,777	29,317	7,89,094	3,61,693	14,749	3,76,442	4,12,652	..	1-04	..	13,14,472	..	9,01,820	..	2-26
2. Unproductive.
Total, A. Irrigation Works.	1,34,08,775	7,97,223	1,42,05,998	45,05,143	1,60,950	46,66,093	95,99,905	..	8-32	..	57,23,047	58,76,858	..	5-10	..
B. NAVIGATION, EMBANKMENT AND DRAINAGE WORKS.															
2. Unproductive.															
1. Ganjam-Gopalpur canal	78	..	78	424	21	445	..	367	..	24	4,758	..	5,125	..	3-30
2. Buckingham canal ..	77,776	..	77,776	3,23,184	13,731	3,36,915	..	2,59,139	..	2-86	2,85,738	..	5,44,877	..	6-02
3. Vedaranniyam canal ..	1,029	..	1,029	3,730	131	3,861	..	2,832	..	2-08	4,412	..	7,244	..	5-31
Total, 2. Unproductive Works.	78,883	..	78,883	3,27,338	13,883	3,41,221	..	2,62,338	..	2-81	2,94,908	..	5,57,246	..	5-96
Total, B. Navigation, etc., Works.	78,883	..	78,883	48,32,481	13,883	3,41,221	..	2,62,338	..	2-81	2,94,908	..	5,57,246	..	5-96
Total, Construction of Irrigation, etc., Works.	1,35,47,058	7,97,223	1,43,44,281	48,32,481	1,74,833	50,07,314	93,37,567	..	7-49	..	40,17,955	53,19,612	..	4-27	..

IRRIGATION BRANCH.

PUBLIC WORKS DEPARTMENT.

GANJAM MINOR RIVERS SYSTEM—*Canal Project.*

No. 2.—Capital Account for and to end of 1925–1926.

Heads of account.	DIRECT CHARGES.			Cost of construction as now estimated (cost of construction estimate closed on 31st March 1900).	Expenditure against closed estimate.
	Previous.	1925-26.	Total.		
I. Works—	RS.	RS.	RS.	RS.	RS.
(1) <i>Head Works—</i>					
C. Works	3,330	— 29	3,301	3,301	3,301
Total ..	3,330	— 29	3,301	3,301	3,301
(2) <i>Main Canals and Branches—</i>					
A. Preliminary expenses	7,382	..	7,382	7,382	7,382
B. Land	35,912	..	35,912	35,912	35,912
D. Regulators	7,830	388	8,218	8,218	8,218
E. Falls and weirs	11,676	..	11,676	11,676	11,676
F. (1) Other cross drainage works.	2,121	..	2,121	2,121	2,121
G. Bridges	15,686	..	15,686	15,686	15,686
H. Escapes
I. Navigation works	1,712	..	1,712	1,712	1,712
K. Buildings	27,201	..	27,201	27,201	27,201
L. Earthwork
M. Plantations	6,082	29	6,111	6,111	6,111
N. Tanks and reservoirs	2,220	1	2,221	2,221	2,221
O. Miscellaneous
P. Maintenance
Total ..	1,17,822	418	1,18,240	1,18,240	1,18,240
(3) <i>Distributaries—</i>					
A. Preliminary expenses
B. Land	2,889	..	2,889	2,889	2,889
C. Works	51,904	..	51,904	51,904	51,904
L. Earthwork	11,610	..	11,610	11,610	11,610
O. Miscellaneous	404	..	404	404	404
Total ..	66,807	..	66,807	69,407	66,807
(4) <i>Drainage and Protective Works—</i>					
B. Land	7,646	..	7,646	7,646	7,646
C. Works	3,584	..	3,584	3,584	3,584
L. Earthwork	16,097	..	16,097	16,097	16,097
O. Miscellaneous	210	..	210	210	210
Total ..	27,537	..	27,537	27,537	27,537
(5) <i>Special tools and plant</i>
<i>Add—Unclassifiable outlay</i>	7,929	..	7,929	7,929	7,929
Total, Works ..	2,23,425	389	2,23,814	2,26,414	2,23,814

ADMINISTRATIVE ACCOUNTS
FOR THE YEAR 1925-26.

MADRAS PRESIDENCY.

GANJAM MINOR RIVERS SYSTEM—*Canal Project*—cont.

No. 2.—Capital Account for and to end of 1925-1926—cont.

Heads of account.	DIRECT CHARGES.			Cost of construction as now estimated (cost of construction estimate closed on 1st March 1900).	Expenditure against closed estimate.
	Previous.	1925-26.	Total.		
	RS.	RS.	RS.	RS.	RS.
II. ESTABLISHMENT	48,611	172	48,783	49,433	48,783
III. TOOLS AND PLANT	377	10	387	439	387
Grand Total ..	2,72,413	571	2,72,984	2,76,286	2,72,984
V. <i>Less</i> —RECEIPTS ON CAPITAL ACCOUNT.
Net Total ..	2,72,413	571	2,72,984	2,76,286	2,72,984
Chargeable to 43. Minor Works and Navigation—Provincial.	2,60,706	..	2,60,706
Chargeable to 55-A. Irrigation Works—Unproductive.	11,707	571	12,278
Total ..	2,72,413	571	2,72,984

GANJAM MINOR RIVERS SYSTEM—*Canal Project*—cont.

No. 3.—Revenue Account for and to end of 1925-1926.

Receipts.	TOTAL.			Charges.	TOTAL.		
	Previous.	1925-1926.	Total.		Previous.	1925-1926.	Total.
	RS.	RS.	RS.		RS.	RS.	RS.
I. DIRECT RECEIPTS—				I. EXTENSIONS AND IMPROVEMENTS—			
1. Water-rates from irrigation	62	..	62	(1) Head works	2,356	278	2,634
2. Owner's rates	139	..	139	(2) Main canals and branches	38,582	70	38,652
3. Receipts from sale of water	734	..	734	(3) Distributaries	82,934	146	83,080
5. Receipts from plantations	1,448	..	1,448	(4) Drainage and protective works
6. Receipts from other canal produce	6,244	9	6,253	(5) Special tools and plant	5,713	..	5,713
11. Miscellaneous	1,105	..	1,105	Total	1,29,585	494	1,30,079
Total Revenue realized in Public Works Department.	9,732	9	9,741	II. MAINTENANCE AND REPAIRS—			
Irrigation Revenue realized in Civil Department.	19,47,888	58,713	20,06,601	(1) Head works	12,919	..	12,919
Total, Direct Receipts	19,57,620	58,722	20,16,342	(2) Main canals and branches	4,48,975	19,443	4,68,418
				(3) Distributaries	2,51,470	13,592	2,65,062
				(4) Drainage and protective works	4,817	..	4,817
				(5) Special tools and plant
				<i>Add—Unclassifiable outlay</i>	2,985	..	2,985
				Total	7,21,166	33,035	7,54,201
				Total, Extensions and Improvements and Maintenance and Repairs.	8,50,751	33,529	8,84,280

II. INDIRECT RECEIPTS—

Share of Land Revenue collected in the Civil Department.	4,17,953	7,351	4,25,304	IV. ESTABLISHMENT	2,49,654	14,850	2,64,504
				V. TOOLS AND PLANT	6,115	889	7,004
				VI. REFUNDS OF REVENUE	5	..	5
				Deduct—Recoveries of expenditure ..	275	..	275
Total, Public Works and Civil Departments, Revenue.	23,75,573	66,073	24,41,646	Total, Direct Charges	11,06,250	49,268	11,55,518
				Share of collection charges in the Civil department	1,18,291	3,302	1,21,593
Total Receipts ..	23,75,573	66,073	24,41,646	Indirect charges	45,984	2,414	48,398
				Total, Direct and Indirect Charges.	12,70,525	54,984	13,25,509
				* Deduct—Old maintenance charges saved to Government.	64,538	7,175	71,713
				Net revenue	12,05,987	47,809	12,53,796
				Balance, Net revenue	11,69,588	18,264	11,87,850
				Grand Total	23,75,573	66,073	24,41,646

*** Direct—**

Extensions and improvements	Rs.	1,529
Maintenance and repairs	3,126	
Establishment	2,061	
Tools and plant	123	
								Total Direct ..	6,839
Indirect	336	
								Total Direct and Indirect ..	7,175

GANJAM MINOR RIVERS SYSTEM—*Canal Project*—cont.

No. 4.—Interest Account for and to end of 1925-1926.

	Amount.		Amount.
	RS.		RS.
Total interest charges to end of 1924-1925.	2,41,242	Net revenue realized to end of 1924-1925.	11,69,586
Total interest charges for the year 1925-1926.	9,340	Net revenue realized during 1925-1926.	18,264
Balance, Net revenue	9,37,268		
Total ..	11,87,850	Total ..	11,87,850

No. 5.—Account of Indirect Charges for and to end of 1925-1926.

Particulars.	Previous.	1925-1926.	Total.
	RS.	RS.	RS.
CAPITAL—			
Capitalization of abatement of land revenue ..	4,084	..	4,084
Leave and pension allowances	6,806	24	6,830
Audit and accounts	74	4	78
Total ..	10,964	28	10,992
REVENUE—			
Capitalization of abatement of land revenue ..	9,311	..	9,311
Leave and pension allowances	34,938	2,079	37,017
Audit and accounts	1,735	335	2,070
Total ..	45,984	2,414	48,398
Grand Total ..	56,948	2,442	59,390

GANJĀM MINOR RIVERS SYSTEM—Canal Project—cont.

No. 6.—Statement comparing Charges to date with sanctioned estimates.

Particulars.	CHARGES AGAINST CLOSED SANCTIONS.			CURRENT SANCTIONS.			Total charges to date against old and current sanctions.	REMARKS.	
	Expenditure against construction estimate.	Expenditure against open canal sanction.	Total.	Charges to date.	Amount of sanctioned estimate.	Unspent balance of estimate.		G.O. No. and date.	Amount of estimate.
	RS.	RS.	RS.		RS.	RS.	RS.		RS.
<i>Direct charges.</i>									
Works	1,02,797	1,21,017	2,23,814	..	2,600	2,600	2,23,814		
Establishment	23,382	25,401	48,783	..	650	650	48,783		
Tools and plant	387	387	..	52	52	387		
Suspense account		
Total) ..	1,26,179	1,46,805	2,72,984	..	3,302	3,302	2,72,984	Mis. 51 I., 10th Feb. 1922	
Less—Receipts on Capital account		2,600
Net Total ..	1,26,179	1,46,805	2,72,984	..	3,302	3,302	2,72,984		..
<i>Indirect charges.</i>									
Capitalized abatement of land revenue.	..	4,084	4,084	4,084		
Leave and pension allowances	3,274	3,556	6,830	6,830		
Audit and accounts	78	78	78		
Total ..	3,274	7,718	10,992	10,992		..
Grand Total ..	1,29,453	1,54,523	2,83,976	..	3,302	3,302	2,83,976		2,600

IRRIGATION BRANCH.

PUBLIC WORKS DEPARTMENT.

GÖDĀVARI DELTA SYSTEM—*Canal Project.*

No. 2.—Capital Account for and to end of 1925-1926.

Heads of account.	DIRECT CHARGES.			Cost of construction as now estimated (construction estimate closed on 31st March 1890).	Expenditure against closed estimate.
	Previous.	1925-1926.	Total.		
	RS.	RS.	RS.	RS.	RS.
I. WORKS—					
(1) <i>Head Works—</i>					
B. Land	13,627	..	13,627	13,627	13,627
C. Works	4,76,685	..	4,76,685	4,76,685	4,76,685
K. Buildings	48,187	..	48,187	48,187	48,187
L. Earthwork	61,467	..	61,467	61,467	61,467
O. Miscellaneous	7,231	..	7,231	7,231	7,231
Total	6,07,197	..	6,07,197	6,07,197	6,07,197
(2) <i>Main Canals and Branches—</i>					
A. Preliminary expenses	51	..	51	51	51
B. Land	64,396	..	64,396	62,927	62,927
D. Regulators	76,548	617	76,165	95,161	72,261
E. Falls and weirs	22,337	158	22,495	20,648	20,548
F. River and hill torrent works	67,450	..	67,450	67,450	67,450
F (1) Other cross drainage works	80,068	..	80,068	80,068	80,068
G. Bridges	39,438	2,921	42,359	63,457	36,099
H. Escapes	86,212	..	86,212	86,212	86,212
I. Navigation	12,80,082	..	12,80,082	12,81,084	12,56,984
K. Buildings	41,171	1,115	42,286	46,901	41,171
L. Earthwork	9,47,539	..	9,47,539	9,41,456	9,41,456
O. Miscellaneous	29,404	4,448	33,852	36,397	28,222
Total	27,33,696	9,259	27,42,955	27,81,712	26,93,449
(3) <i>Distributaries—</i>					
A. Preliminary expenses	1,139	..	1,139	901	901
B. Land	94,211	886	95,097	1,02,112	69,590
C. Works	4,69,410	5,010	4,74,420	5,12,479	4,22,170
L. Earthwork	3,54,425	19	3,54,444	3,98,582	3,26,967
O. Miscellaneous	24,482	..	24,482	30,791	19,475
P. Maintenance
Total	9,43,667	5,915	9,49,582	10,44,866	8,39,103
(4) <i>Drainage and Protective Works—</i>					
A. Preliminary expenses
B. Land	2,56,317	56,781	3,13,098	3,03,087	1,65,010
C. Works	2,48,430	5,807	2,54,237	2,88,260	2,44,848
H. Escapes
L. Earthwork	15,36,544	50,987	15,87,531	20,43,646	13,61,761
O. Miscellaneous	14,685	16	14,701	79,905	8,261
Total	20,55,976	1,13,591	21,69,567	27,14,898	17,79,880
(5) <i>Special tools and plant</i>	93,460	16,204	1,09,664	1,00,000	..

ADMINISTRATIVE ACCOUNTS
FOR THE YEAR 1925-26.

MADRAS PRESIDENCY.

GODAVARI DELTA SYSTEM—*Canal Project*—cont.

No. 2.—Capital Account for and to end of 1925-1926—*cont.*

Heads of account.	DIRECT CHARGES.			Cost of construction as now estimated (construction estimate closed on 31st March 1890).	Expenditure against closed estimate.
	Previous.	1925-26.	Total.		
	RS.	RS.	RS.	RS.	RS.
Provision for unforeseen works
Total outlay on current sanctions	64,33,996	1,44,969	65,78,965	72,48,672	59,19,829
Old outlay	42,99,072	..	42,99,072	42,99,072	42,99,072
Total Works ..	1,07,33,068	1,44,969	1,08,78,037	1,15,47,744	1,02,18,701
II. ESTABLISHMENT	27,26,982	58,366	27,85,348	27,74,818	24,79,322
III. TOOLS AND PLANT	9,38,875	2,428	9,41,303	9,49,647	9,31,842
IV. SUSPENSE ACCOUNTS
Grand Total ..	1,43,98,925	2,05,763	1,46,04,688	1,52,72,209	1,36,29,865
V. <i>Less</i> —RECEIPTS ON CAPITAL ACCOUNT	1,554	1	1,555	1,555	1,555
Net Total ..	1,43,97,371	2,05,762	1,46,03,133	1,52,70,654	1,36,28,310
<i>Apportionment</i> —					
Chargeable to 49. Irrigation.	1,36,59,041	..	1,36,59,041
Chargeable to 55-A. Irrigation—1. Productive ..	7,38,330	2,05,762	9,44,092
Total ..	1,43,97,371	2,05,762	1,46,03,133

GODAVARI DELTA SYSTEM—Canal Project—cont.
No. 3.—Revenue Account for and to end of 1925-1926.

Receipts.	TOTAL.			Charges.	TOTAL.		
	Previous.	1925-1926.	Total.		Previous.	1925-1926.	Total.
I. DIRECT RECEIPTS—				I. EXTENSIONS AND IMPROVEMENTS—			
3. Sale of water ..	RS. 16,906	RS. 2,659	RS. 19,564	(1) Head works ..	95,930	..	95,930
4. Water-supply of towns ..	17,357	955	18,312	(2) Main canals and branches ..	5,39,410	7,013	5,46,423
5. Receipts from plantations ..	3,88,607	14,324	4,02,931	(3) Distributaries ..	7,06,834	4,870	7,11,704
6. Receipts from other canal produce ..	6,49,226	35,233	6,84,459	(4) Drainage and protective works.	1,29,935	13,758	1,43,693
8. Navigation receipts ..	47,54,473	1,29,243	48,83,716	(5) Special tools and plant ..	87,882	..	87,882
9. Rents of buildings ..	14,740	721	15,461	Total ..	15,59,991	25,641	15,85,632
10. Fines ..	5,290	46	5,336	II. MAINTENANCE AND REPAIRS—			
11. Miscellaneous ..	3,86,826	8,761	3,95,587	(1) Head works ..	15,58,944	54,347	16,13,291
<i>Deduct—Refunds</i> ..	1,664	734	2,398	(2) Main canals and branches ..	72,45,346	2,86,224	75,31,569
Total, Revenue realized in Public Works Department ..	62,31,760	1,91,208	64,22,968	(3) Distributaries ..	35,86,998	65,721	36,52,719
Irrigation Revenue realized in Civil Department ..	15,55,05,298	38,95,182	15,94,00,480	(4) Drainage and protective works.	16,68,882	81,271	17,50,154
Total, Direct Receipts ..	16,17,37,058	40,86,390	16,58,23,448	(5) Special tools and plant ..	4,01,516	..	4,01,516
II. INDIRECT RECEIPTS—				<i>Add—Unclassifiable outlay</i> ..	27,27,548	..	27,27,548
Share of land revenue collected in the Civil Department.	1,10,84,092	1,93,902	1,12,77,994	Total ..	1,72,19,284	4,87,568	1,77,06,797
Total, Public Works and Civil Departments, Revenue. ..	17,28,21,150	42,80,292	17,71,01,442	Total, Extensions and Improvements and Maintenance and Repairs ..	1,87,79,225	5,13,204	1,92,92,429
Total, Receipts ..	17,28,21,150	42,80,292	17,71,01,442	IV. ESTABLISHMENT ..	1,27,52,825	2,21,491	1,29,74,316
				V. TOOLS AND PLANT ..	27,24,886	12,198	27,37,084
				VI. REFUNDS OF REVENUE ..	19,550	..	19,956
				<i>Deduct—Recovery of Expenditure.</i>	5,955	20,873	26,828
				Total, Direct Charges ..	3,42,70,931	7,26,020	3,49,96,951
				Share of collection charges in the Civil Department ..	91,01,754	2,04,193	93,05,947
				Indirect charges ..	20,74,528	36,141	21,10,669
				Total, Direct and Indirect Charges.	4,54,47,213	9,66,354	4,64,13,567
				Balance, net revenue ..	12,73,73,937	33,13,938	13,06,87,875
				Grand Total ..	17,28,21,150	42,80,292	17,71,01,442

ADMINISTRATIVE ACCOUNTS
FOR THE YEAR 1925-26.

MADRAS PRESIDENCY.

GÖDĀVARI DELTA SYSTEM—*Canal Project*—cont.

No. 4.—Interest Account for and to end of 1925-1926.

	Amount.		Amount.
	RS.		RS.
Total interest charges to end of 1924-1925.	2,56,11,550	Net revenue realized to end of 1924-1925.	12,73,73,937
Total interest charges for the year 1925-1926.	5,10,509	Net revenue realized during 1925-1926.	33,13,938
Balance, net revenue	10,45,65,816		
Total ..	13,06,87,875	Total ..	13,06,87,875

No. 5.—Account of Indirect Charges for and to end of 1925-1926.

Particulars.	Previous.	1925-1926.	Total.
CAPITAL—	RS.	RS.	RS.
Capitalization of abatement of land revenue.	15,24,142	..	15,24,142
Leave and pension allowances	5,00,586	8,171	5,08,757
Audit and accounts	4,779	1,450	6,229
Total ..	20,29,507	9,621	20,39,128
REVENUE—			
Capitalization of abatement of land revenue.	1,01,935	..	1,01,936
Leave and pension allowances	19,53,636	31,009	19,84,645
Audit and accounts	18,955	5,132	24,088
Total ..	20,74,528	36,141	21,10,669
Grand Total ..	41,04,035	45,762	41,49,797

GODAVARI DELTA

No. 6.—Statement comparing Charges

Particulars	CHARGES AGAINST CLOSED SANCTIONS.			CURRENT SANC-	
	Expenditure against construction estimate.	Expenditure against open canal sanction.	Total.	Charges to date.	Amount of sanctioned estimate.
<i>Direct Charges</i>	RS	RS.	RS.	RS.	RS.
Works	79,85,365	22,33,335	1,02,18,701	6,59,336	13,29,043
Establishment	19,55,654	5,23,668	24,79,322	3,06,026	2,95,496
Tools and plant	8,69,822	62,020	9,31,842	9,461	17,806
Suspense account..
Total ..	1,08,10,842	28,19,023	1,36,29,865	9,74,823	16,42,344
Less—Receipts on capital account.	933	622	1,555
Net Total ..	1,08,09,909	28,18,401	1,36,28,310	9,74,823	16,42,344
<i>Indirect Charges.</i>					
Capitalized abatement of land revenue.	14,95,991	28,151	15,24,142
Leave and pension allowances.	3,92,601	73,312	4,65,913	42,844	..
Audit and accounts	2,333	2,333	3,896	..
Total ..	18,88,592	1,03,796	19,92,388	46,740	..
Grand Total ..	1,26,98,501	29,22,197	1,56,20,698	10,21,563	16,42,344

ADMINISTRATIVE ACCOUNTS
FOR THE YEAR 1925-26.

MADRAS PRESIDENCY.

SYSTEM—*Canal Project*—cont.

to date with Sanctioned Estimates.

TIONS.		REMARKS.			
Unspent balance of estimate.	Total charges to date against old and current sanctions.	G.O. No. and date.	Amount of estimate		
RS.	RS.		RS.		
6,69,707	1,08,78,037	183 I., 10th May 1917.	67,702		
— 10,630	27,86,348				
8,344	9,41,303				
..	..				
6,67,521	1,46,04,688				
..	1,555				
6,67,521	1,46,03,133				
..	15,24,142	Mis. 613 I., 13th May 1917. .. 108 I., 25th March 1920. .. 368 I., 9th December 1920. .. 151 I., 12th May 1921. .. 323 I., 23rd August 1921. .. 415 I., 28th October 1921. .. 22 I., 24th January 1923. .. 67 I., 7th March 1923. .. 169 I., 30th May 1922. .. 212 I., 1st August 1923. .. C3 I., 4th March 1924. .. 165 I., 23rd May 1924. .. 205 I., 14th June 1924. .. 382 I., 6th November 1924. .. 453 I., 22nd December 1924. S.E. 3 of 2/25. .. 54 I., 27th January 1925. Mis. 156 I., 4th April 1925. .. 532 I., 14th October 1925.	1,37,000 9,74,000 2,260 2,150 70,000 4,500 3,119 12,900 2,191 12,267 9,000 3,000 1,400 13,600 1,230 3,775 8,055 3,700 2,194		
— 42,844	5,08,767				
— 3,896	6,229				
— 46,740	20,30,128				
6,20,761	1,66,42,261				
				Total ..	13,29,043

POLAVARAM ISLAND—*Project.*

No. 2.—Capital Account for and to end of 1925-1926.

Heads of account.	DIRECT CHARGES.			Cost of construction as now estimated.	Expenditure against closed estimate.
	Previous	1925-1926.	Total.		
I. WORKS—		RS.	RS.	RS	
(2) <i>Main Canals and Branches—</i>					
B. Land	4,636	4,636	34,500	..
G. Bridges	15,030	15,030	51,200	..
I. Navigation	44	44	16,400	..
L. Earthwork	4	4	1,59,720	..
O. Miscellaneous.	1,59,290	..
Total	19,714	19,714	4,21,110	..
(3) <i>Distributaries—</i>					
B. Land	36,283	36,283	1,42,320	..
C. Works	7,629	7,629	6,23,870	..
K. Buildings	7,603	7,603	6,000	..
L. Earthwork	109	109	1,94,590	..
O. Miscellaneous	3,690	..
Total	51,624	51,624	9,70,470	..
(4) <i>Drainage and Protective works—</i>					
O. Miscellaneous.	14,200	..
Total	14,200	..
Total, works	71,338	71,338	14,05,760	..
II. ESTABLISHMENT	31,596	31,596	3,51,445	..
III. TOOLS AND PLANT	1,892	1,892	28,115	..
Grand Total	1,04,826	1,04,826	17,85,340	..
V. LESS—RECEIPT ON CAPITAL ACCOUNT.
Net Total	1,04,826	1,04,826	17,85,340	..
Chargeable to 55-A. Irrigation Works—Productive		1,04,826	1,04,826		

ADMINISTRATIVE ACCOUNTS
FOR THE YEAR 1925-26.

MADRAS PRESIDENCY.

POLAVARAM ISLAND—*Project*—cont.

No. 4.—Interest Account for and to end of 1925-1926.

	Amount.		Amount.
	RS.		RS.
Total interest charges to end of 1924-1925	Net revenue realized to end of 1924-1925
Total interest charges for the year 1925-1926	2,726	Net revenue realized during 1925-1926
		Balance, Net interest charges ..	2,726
Total ..	2,726	Total ..	2,726

No. 5.—Accounts of Indirect Charges for and to end of 1925-1926.

Particulars.	Previous	1925-1926.	Total.
	RS.	RS.	RS.
CAPITAL—			
Capitalization of abatement of land revenue
Leave and pension allowances	4,423	4,423
Audit and accounts	713	713
Total	5,136	5,136
REVENUE—			
Capitalization of abatement of land revenue
Leave and pension allowances
Audit and accounts
Total
Grand Total	5,136	5,136

POLAVARAM ISLAND—*Project*—cont.

No. 6.—Statement comparing Charges to date with Sanctioned Estimates.

Particulars.	CHARGES AGAINST CLOSED SANCTIONS.			CURRENT SANCTIONS.			Total charges to date against old and current sanctions.	REMARKS.	
	Expenditure against construction estimate.	Expenditure against open canal sanction.	Total.	Charges to date.	Amount of sanctioned estimate.	Unspent balance of estimate.		G.O. No. and date.	Amount of estimate.
<i>Direct Charges.</i>				RS.	RS.	RS.	RS.	<i>Direct Charges.</i>	RS.
Works	71,338	14,05,786	13,34,442	..	183 I., 23rd April 1925.	14,05,780
Establishment	31,596	3,51,445	3,19,849	..		
Tools and plant	1,892	28,115	26,223	..		
Suspense account		
Total	1,04,826	17,85,340	16,80,514	..		
Less—Receipts on Capital Account		
Net Total	1,04,826	17,85,340	16,80,514	..		
<i>Indirect Charges.</i>								<i>Indirect Charges.</i>	
Capitalized abatement of land revenue	6,400	6,400	..	183 I., 23rd April 1925.	9,660
Leave and pension allowances	4,423	49,202	44,779	..		
Audit and accounts	713	14,058	13,345	..		
Total	5,136	69,660	64,524	..		
Grand Total	1,09,962	18,55,000	17,45,038	..		

KISTNA DELTA SYSTEM—*Canal Project.*

No. 2.—Capital Account for and to end of 1925-1926.

Heads of account.	DIRECT CHARGES.			Cost of construction as now estimated (construction estimate closed on 31st March 1898).	Expenditure against closed estimate.
	Previous.	1925-1926.	Total.		
	RS.	RS.	RS.	RS.	RS.
I. WORKS—					
(1) <i>Head Works—</i>					
B. Land	12,732	..	12,732	12,732	12,732
C. Works	9,97,752	46,851	10,44,603	10,61,175	6,65,413
K. Buildings	1,02,702	..	1,02,702	1,02,702	1,02,702
O. Miscellaneous	2,971	..	2,971	2,971	2,971
Total	11,16,157	46,851	11,63,008	11,79,580	7,83,818
(2) <i>Main Canals and Branches—</i>					
A. Preliminary expenses	1,853	..	1,853	1,853	1,853
B. Land	1,10,482	..	1,10,482	1,11,865	1,09,904
D. Regulators	2,72,268	1,02,024	3,74,292	5,74,498	2,63,498
E. Falls and weirs	18,119	..	18,119	18,119	18,119
F. River and hill torrent works..	4,43,712	..	4,43,712	4,43,712	4,43,712
F. (1) Other cross drainage works.	97,904	..	97,904	97,904	97,904
G. Bridges	1,86,794	3,057	1,89,851	2,11,842	1,87,842
H. Escapes	84,128	..	84,128	84,128	84,128
I. Navigation works	6,93,274	..	6,93,274	6,93,274	6,93,274
K. Buildings	1,49,657	..	1,49,657	1,51,201	1,49,301
L. Earthwork	19,94,145	520	19,94,665	19,96,565	19,94,145
N. Tanks and reservoirs	1,213	..	1,213	1,213	1,213
O. Miscellaneous	1,42,744	120	1,42,864	1,44,014	1,41,714
Total	41,96,293	1,05,721	43,02,014	45,30,188	41,56,607
(3) <i>Distributaries—</i>					
A. Preliminary expenses	4,171	..	4,171	4,171	4,171
B. Land	3,79,771	..	3,79,771	3,83,659	3,79,771
C. Works	6,70,676	1,518	6,72,193	6,83,349	6,70,039
L. Earthwork	8,91,551	..	8,91,551	8,98,886	8,91,551
O. Miscellaneous	86,756	..	86,756	87,031	86,756
Total	20,32,924	1,518	20,34,442	20,57,096	20,32,288
(4) <i>Drainage and Protective Works—</i>					
A. Preliminary expenses	774	..	774	774	774
B. Land	1,79,971	— 239	1,79,732	2,09,774	1,45,585
C. Works	3,64,042	2,526	3,66,568	4,87,344	3,51,914
K. Buildings	1,886	..	1,886	1,550	..
L. Earthwork	16,31,018	21,299	16,52,317	20,77,472	15,46,792
O. Miscellaneous	49,898	1,368	51,266	51,543	47,490
P. Maintenance	2,985	..	2,985	2,985	2,985
Total	22,28,688	26,840	22,55,528	28,31,442	20,95,540

IRRIGATION BRANCH.

PUBLIC WORKS DEPARTMENT.

KISTNA DELTA SYSTEM—*Canal Project*—cont.

No. 2.—Capital Account for and to end of 1925-1926—cont.

Heads of account.	DIRECT CHARGES.			Cost of construction as now estimated (construction estimate closed on 31st March 1898).	Expenditure against closed estimate.
	Previous.	1925-1926.	Total.		
I. WORKS—cont.	RS.	RS.	RS.	RS.	RS.
(5) <i>Special tools and plant</i>	50,000	..
Provision for unforeseen works	108	108	57,380	..
Total outlay on current sanctions.	95,74,062	1,81,038	97,55,100	1,07,05,686	90,98,253
Old outlay	30,81,755	..	30,81,755	30,81,755	30,81,755
Total, Works ..	1,26,55,817	1,81,038	1,28,36,855	1,37,87,441	1,21,80,008
II. ESTABLISHMENT	29,70,669	71,577	30,42,246	31,65,085	27,64,506
III. TOOLS AND PLANT	7,06,751	2,714	7,09,465	7,32,807	7,00,935
Grand Total ..	1,63,33,237	2,55,329	1,65,88,566	1,76,85,333	1,56,45,449
V. Less—RECEIPTS ON CAPITAL ACCOUNT	19,099	..	19,099	19,099	19,099
Net Total ..	1,63,14,138	2,55,329	1,65,69,467	1,76,66,234	1,56,26,350
Apportionment—					
Chargeable to 49. Irrigation ..	1,55,95,783	..	1,55,95,783
Chargeable to 55-A. Irrigation—	7,18,355	2,55,329	9,73,684
1. Productive.					
Total ..	1,63,14,138	2,55,329	1,65,69,467

KISTNA DELTA SYSTEM—Canal Project—cont.
No. 3.—Revenue Account for and to end of 1925-1926.

ADMINISTRATIVE ACCOUNTS
FOR THE YEAR 1925-26.

171

MADRAS PRESIDENCY.

Receipts.	TOTAL.			Charges.	TOTAL.		
	Previous.	1925-1926.	Total.		Previous.	1925-1926.	Total.
I. DIRECT RECEIPTS—	RS.	RS.	RS.	I. EXTENSIONS AND IMPROVEMENTS—	RS.	RS.	RS.
3. Sale of water	12,057	1,371	13,428	(1) Head works	1,02,182	45,338	1,47,520
4. Water-supply of towns	63,306	1,689	64,995	(2) Main canals and branches	4,27,162	3,819	4,30,981
5. Receipts from plantations	3,67,532	4,444	3,72,026	(3) Distributaries	5,76,889	6,923	5,83,812
6. Receipts from other canal produce.	8,72,411	59,247	9,31,658	(4) Drainage and protective works	1,59,684	4,349	1,64,033
7. Water power	831	..	831	(5) Special tools and plant.. .. .	19,664	..	19,664
8. Navigation receipts	21,84,687	94,494	22,79,181	Total ..	12,85,581	60,429	13,46,010
9. Rents of buildings	76,598	2,505	79,103	II. MAINTENANCE AND REPAIRS—			
10. Fines	837	32	869	(1) Head works	8,93,903	32,148	9,26,051
11. Miscellaneous	1,16,799	7,917	1,24,716	(2) Main canals and branches	71,77,346	2,71,900	74,49,246
<i>Deduct—Refunds</i>	2,457	2,324	4,781	(3) Distributaries	34,75,329	91,285	35,66,614
Total, Revenue realized in Public Works Department	36,92,651	1,69,375	38,62,026	(4) Drainage and protective works.	5,75,508	29,939	6,05,447
Irrigation Revenue realized in Civil Department	12,21,30,148	35,62,189	12,56,92,337	(5) Special tools and plant	2,30,755	..	2,30,755
Total, Direct Receipts	12,58,22,799	37,31,564	12,95,54,363	<i>Add—Unclassifiable outlay</i>	9,10,934	..	9,10,934
II. INDIRECT REVENUE—				Total ..	1,32,63,775	4,25,272	1,36,89,047
Share of land revenue collected in the Civil Department	84,15,098	1,36,594	85,51,692	Total, Extensions and Improvements and Maintenance and Repairs	1,45,49,356	4,85,701	1,50,35,057
Total, Public Works and Civil Departments—Revenue	13,42,37,807	38,68,158	13,81,06,055	IV. ESTABLISHMENT	99,48,507	1,92,031	1,01,40,538
Total, Receipts	13,42,37,807	38,68,158	13,81,06,055	V. TOOLS AND PLANT	18,98,459	7,282	19,05,741
				VI. REFUNDS OF REVENUE	25,907	..	25,907
				<i>Deduct—Recoveries on Revenue Account.</i>	961	408	1,369
				Total, Direct Charges ..	2,64,21,268	6,84,606	2,71,05,874
				Share of collection charges in the Civil Department	68,74,904	1,83,897	70,58,801
				Indirect charges	15,24,955	31,741	15,56,696
				Total, Direct and Indirect Charges ..	3,48,21,127	9,00,244	3,57,21,371
				Balance, net revenue	9,94,16,770	29,67,914	10,23,84,684
				Grand Total ..	13,42,37,807	38,68,158	13,81,06,055

KISTNA DELTA SYSTEM—*Canal Project*—cont.

No. 4.—Interest Account for and to end of 1925-1926.

	Amount.		Amount.
	RS.		RS.
Total interest charges to end of 1924-1925	2,37,25,335	Net revenue realized to end of 1924-1925	9,94,16,770
Total interest charges for the year 1925-1926	5,68,954	Net revenue realized during 1925-1926	29,67,914
Balance, net revenue	7,80,90,395		
Total ..	10,23,84,684	Total ..	10,23,84,684

No. 5.—Account of Indirect Charges for and to end of 1925-1926.

Particulars.	Previous.	1925-1926.	Total.
CAPITAL—	RS.	RS.	RS.
Capitalization of abatement of land revenue.	6,16,821	..	6,16,821
Leave and pension allowances	4,93,834	10,021	5,03,855
Audit and Accounts	4,901	1,810	6,711
Total ..	11,15,556	11,831	11,27,387
REVENUE—			
Capitalization of abatement of land revenue .	26,533	..	26,533
Leave and pension allowances	14,84,638	26,884	15,11,522
Audit and Accounts	13,784	4,857	18,641
Total ..	15,24,955	31,741	15,56,696
Grand Total ..	26,40,511	43,572	26,84,083

KISTNA DELTA SYSTEM—*Canal Project*—cont.

No. 6.—Statement comparing Charges to date with Sanctioned Estimate.

KISTNA DELTA SYSTEM—

No. 6.—Statement comparing Charges to

Particulars.	CHARGES AGAINST CLOSED SANCTIONS.			CURRENT	
	Expenditure against construction estimate.	Expenditure against open canal sanctions.	Total.	Charges to date.	Amount of sanctioned estimate.
<i>Direct Charges.</i>	RS.	RS.	RS.	RS.	RS.
Works	94,90,888	26,89,120	1,21,80,008	6,56,847	16,07,433
Establishment	22,14,258	5,50,248	27,64,506	2,77,740	4,00,579
Tools and plant	6,60,944	39,991	7,00,935	8,530	31,872
Suspense account
Total ..	1,23,66,090	32,79,359	1,56,45,449	9,43,117	20,39,884
Less—Receipts on Capital Account.	15,400	3,699	19,099
Net Total ..	1,23,50,690	32,75,660	1,56,26,350	9,43,117	20,39,884
<i>Indirect Charges.</i>					
Capitalized abatement of land revenue.	4,53,037	1,60,314	6,13,351	3,470	..
Leave and pension allowances.	3,87,938	77,034	4,64,972	38,883	..
Audit and Accounts	1,529	1,529	5,182	..
Total ..	8,40,975	2,38,877	10,79,852	47,535	..
Grand Total ..	1,31,91,665	35,14,537	1,67,06,202	9,90,652	20,39,884

ADMINISTRATIVE ACCOUNTS
FOR THE YEAR 1925-26.

MADRAS PRESIDENCY.

Canal Project—cont.

date with Sanctioned Estimate.

SANCTIONS.		REMARKS.	
Unspent balance of estimate.	Total charges to date against old and current sanctions.	G.O. No. and date.	Amount of estimate.
RS.	RS.	<i>Direct Charges.</i>	RS.
9,50,586	1,28,36,855	588 I., 16th December 1916	2,350
1,22,839	30,42,246	Mis. 128 I., 6th April 1918	3,720
23,342	7,09,465	.. 216 I., 17th June 1918	3,200
.. 46 I., 8th February 1919	1,650
		.. 249 I., 19th August 1919	13,200
10,96,767	1,65,88,566	.. 289 I., 4th October 1919	1,590
..	19,099	.. 235 I., 30th June 1920	20,600
		.. 224 I., 1st July 1921	5,700
		.. 173 I., 7th June 1922	2,300
		.. 192 I., 7th July 1922	9,400
		.. 237 I., 23rd September 1922	2,160
10,96,767	1,65,69,467	.. 252 I., 9th October 1922	7,35,000
		.. 67 I., 7th March 1923	12,900
		.. 102 I., 3rd May 1923	2,200
		.. 230 I., 15th August 1923	2,000
— 3,470	6,16,821	.. 22 I., 18th January 1924	20,700
— 38,683	5,08,855	.. 77 I., 17th March 1924	2,230
— 5,182	6,711	.. 373 I., 1st November 1924	41,360
— 47,535	11,27,387	.. 2 I., 3rd January 1925 and 475 Irrn., 21st September 1925.	1,961
10,49,232	1,76,96,854	.. 19 I., 6th January 1925	1,700
		.. 176 I., 22nd April 1925	6,200
		.. 184 I., 24th „ „	1,550
		.. 600 I., 17th November 1925	3,95,762
		.. 43-A. I., 20th January 1926	1,900
		.. 124 I., 26th February 1926	5,100
		.. 267 I., Press, 21st May 1926	3,11,000
		Total	16,07,433

DIVI PUMPING SYSTEM—*Canal Project.*

No. 2.—Capital Account for and to end of 1925-1926.

Heads of account.	DIRECT CHARGES.			Cost of construction as now estimated (construction estimate closed on 31st October 1913).	Expenditure against closed estimate.
	Previous.	1925-1926.	Total.		
1	2	3	4	5	6
i. WORKS—	RS.	RS.	RS.	RS.	RS.
(1) <i>Head Works—</i>					
A. { Old outlay	16,954	..	16,954	17,337	17,337
{ Preliminary expenses	383	..	383		
B. Land	10,478	..	10,478	10,478	10,478
C. Works	1,42,242	..	1,42,242	1,87,185	1,42,242
K. Buildings	4,16,158	..	4,16,158	4,16,158	4,16,158
O. Miscellaneous	15,520	..	15,520	15,520	15,520
P. Maintenance	4,070	..	4,070	4,070	4,070
Unforeseen Works
Total	6,05,805	..	6,05,805	6,50,748	6,05,805
(2) <i>Main Canals and Branches—</i>					
A. Preliminary expenses
B. Land	35,797	1,976	37,773	37,691	35,781
D. Regulators	28,121	351	28,472	28,358	27,998
E. Falls and weirs
F. River and hill torrent works.
F. (1) Other cross drainage works.
G. Bridges	37,526	..	37,526	38,030	37,526
H. Escapes
I. Navigation works
K. Buildings
L. Earthwork	1,10,307	2,545	1,12,852	1,16,304	1,07,864
N. Tanks and reservoirs
O. Miscellaneous	2,617	— 44	2,573	2,445	2,259
P. Maintenance	4,516	..	4,516	4,516	4,516
Unforeseen Works
Total	2,18,884	4,828	2,23,712	2,27,344	2,15,944
(3) <i>Distributaries—</i>					
A. Preliminary expenses	7,997	..	7,997	7,997	7,997
B. Land	42,245	1,533	43,778	43,986	38,416
C. Works	28,226	— 532	27,694	27,730	26,825
L. Earthwork	81,167	— 839	80,328	81,135	77,855
O. Miscellaneous	11,510	— 162	11,348	11,734	10,999
Unforeseen works
Total	1,71,145	..	1,71,145	1,72,582	1,62,092

ADMINISTRATIVE ACCOUNTS
FOR THE YEAR 1925-26.

MADRAS PRESIDENCY.

DIVI PUMPING SYSTEM—*Canal Project*—cont.

No. 2.—Capital Account for and to end of 1925-1926—cont.

Heads of account.	DIRECT CHARGES.			Cost of construction as now estimated (construction estimate closed on 31st October 1913).	Expenditure against closed estimate.
	Previous.	1925-1926.	Total.		
1	2	3	4	5	6
I. WORKS—cont.	RS.	RS.	RS.	RS.	RS.
(4) <i>Drainage and Protective Works—</i>					
A. Preliminary expenses
B. Land	3,457	..	3,457	3,544	184
C. Works	87,282	-11,075	76,207	76,531	71,631
L. Earthwork	1,010	10,543	11,553	12,200	..
O. Miscellaneous	475	532	1,007	1,540	..
P. Maintenance
Lump sum provision
Total ..	92,224	..	92,224	93,815	71,815
(5) <i>Special tools and plant—</i>	3,37,644	3,389	3,41,033	3,42,390	..
Total outlay on current sanctions.	14,25,702	8,217	14,33,919	14,26,679	10,55,656
II. ESTABLISHMENT	3,73,167	3,249	3,76,416	3,11,586	2,05,554
III. TOOLS AND PLANT	6,76,797	123	6,76,920	6,81,868	6,73,730
Grand Total ..	24,75,668	11,589	24,87,255	24,80,333	19,34,910
V. Less—RECEIPTS ON CAPITAL ACCOUNT.	490	..	490	490	490
Net Total ..	24,75,176	11,589	24,86,765	24,79,843	19,34,450
<i>Apportionment—</i>					
Chargeable to 49. Irrigation ..	19,56,150	..	19,56,450
Chargeable to 48. Irrigation—Provincial.	16,954	..	16,954
Chargeable to 55-A. Irrigation—1. Productive.	5,01,772	11,589	5,13,361
Total ..	24,75,176	11,589	24,86,765

DIVI PUMPING SYSTEM—Canal Project—cont.
No. 3.—Revenue Account for and to end of 1925-1926.

Receipts.	TOTAL.			Charges.	TOTAL.		
	Previous.	1925-1926.	Total.		Previous.	1925-1926.	Total.
I. DIRECT RECEIPTS—	RS.	RS.	RS.	I. EXTENSIONS AND IMPROVEMENTS—	RS.	RS.	RS.
3. Sale of water	(1) Head works	8,953	7,921	16,874
4. Water-supply of towns	(2) Main canals and branches	1,370	..	1,370
5. Receipts from plantations	787	..	787	(3) Distributaries	10,595	758	11,353
6. Receipts from other canal produce	13,831	2,175	16,006	(4) Drainage and protective works	5,586	24	6,010
8. Navigation receipts	570	..	570	(5) Special tools and plant	689	..	689
9. Rents of buildings	5,033	476	5,509	Total	27,593	8,703	36,296
10. Fines	II. MAINTENANCE AND REPAIRS—			
11. Miscellaneous	565	10	575	(1) Head works	9,88,921	79,492	10,68,413
Deduct of Refunds	20	16	36	(2) Main canals and branches	72,782	17,046	89,828
Total, Revenue realized in Public Works Department	20,766	2,645	23,411	(3) Distributaries	48,610	8,875	57,485
Irrigation Revenue realized in Civil Department	21,43,305	1,53,667	22,96,972	(4) Drainage and protective works	1,619	87	1,706
				(5) Special tools and plant	20,730	..	20,730
				<i>Add—Unclassifiable outlay</i>
Total, Direct Receipts	21,64,071	1,56,312	23,20,383	Total	11,32,662	105,500	12,38,162
II. INDIRECT RECEIPTS—				Total, Extensions and Improvements and Maintenance and Repairs	11,60,256	1,14,203	12,74,458
Share of land revenue collected in the Civil Department	4,27,846	68,989	4,96,835	IV. ESTABLISHMENT	5,11,132	45,152	5,56,284
Total, Public Works and Civil Departments, Revenue	25,91,917	2,25,301	28,17,218	V. TOOLS AND PLANT	63,303	1,712	65,015
				VI. REFUNDS OF REVENUE	15	..	15
Total, Receipts	25,91,917	2,25,301	28,17,218	<i>Deduct—Recoveries of expenditure</i>	..	38	38
				Total, Direct Charges	17,34,705	1,61,029	18,95,734
				Share of collection charges in the Civil Department	1,12,773	7,995	1,20,768
				Indirect charges	76,089	7,463	83,552
				Total, Direct and Indirect Charges	19,23,567	1,76,487	21,00,054
				<i>* Deduct—Old maintenance charges saved to Government</i>	2,30,572	17,974	2,48,546
				Net Total	16,92,995	1,58,513	18,51,508
				Balance, net revenue	8,98,922	66,788	9,65,710
				Grand Total	25,91,917	2,25,301	28,17,218

	RS.
* Direct—	
Extensions and improvements	49
Maintenance and repairs	12,131
Establishment	4,816

	RS.
Direct—cont.	
Tools and plant	183
Total, Direct	17,178
Indirect	796
Total, Direct and Indirect	17,974

IRRIGATION BRANCH.

PUBLIC WORKS DEPARTMENT.

ADMINISTRATIVE ACCOUNTS
FOR THE YEAR 1925-26.

MADRAS PRESIDENCY.

DIVI PUMPING SYSTEM—*Canal Project*—cont.

No. 4.—Interest Account for and to end of 1925-1926

	Amount.		Amount.
	RS.		RS.
Total interest charges to end of 1924-1925.	12,13,715	Net revenue realized to end of 1924-1925.	8,98,922
Total interest charges for the year 1925-1926.	93,385	Net revenue realized during 1925-1926.	66,788
		Balance net interest charge	3,41,390
Total ..	13,07,100	Total ..	13,07,100

No. 5.—Account of Indirect Charges for and to end of 1925-1926.

Particulars.	Previous.	1925-1926.	Total
	RS.	RS.	RS.
CAPITAL—			
Capitalization of abatement of land revenue ..	4,390	..	4,390
Leave and pension allowances	52,244	455	52,699
Audit and accounts	3,437	82	3,519
Total ..	60,071	537	60,608
REVENUE—			
Capitalization of abatement of land revenue ..	334	..	334
Leave and pension allowances	71,560	6,321	77,881
Audit and accounts	4,195	1,142	5,337
Total ..	76,089	7,463	83,552
Grand Total ..	1,36,160	8,000	1,44,160

DIVI PUMPING SYSTEM—

No. 6.—Statement comparing Charges to

Particulars.	CHARGES AGAINST CLOSED SANCTIONS.			CURRENT	
	Expenditure against construction estimate.	Expenditure against open canal sanctions.	Total.	Charges to date.	Amount of sanctioned estimate.
<i>Direct Charges.</i>	RS.	RS.	RS.	RS.	RS.
Works	9,86,285	69,371	10,55,656	3,78,263	4,31,223
Establishment	1,87,250	18,304	2,05,554	1,70,862	1,06,032
Tools and plant	6,71,389	2,341	6,73,730	3,190	8,135
Superser account
Total ..	18,44,924	99,016	19,34,940	5,52,315	5,45,393
Loss—Receipts on Capital Account.	377	113	490
Net Total ..	18,44,547	89,903	19,34,450	5,52,315	5,45,393
<i>Indirect Charges.</i>					
Capitalized abatement of land revenue.	379	4,011	4,390
Leave and pension allowances.	26,215	2,562	28,777	23,922	..
Audit and accounts	129	129	3,390	..
Total ..	26,594	6,702	33,296	27,312	..
Grand Total ..	18,71,141	96,605	19,67,746	5,79,627	5,45,393

ADMINISTRATIVE ACCOUNTS
FOR THE YEAR 1925-26.

MADRAS PRESIDENCY.

Canal Project—cont.

date with Sanctioned Estimates.

SANCTIONS.		REMARKS.	
Unspent balance of estimate.	Total charges to date against old and current sanctions.	G.O. No. and date.	Amount of estimate
RS.	RS.		RS.
52,960	14,33,919		
— 64,830	3,76,416		
4,918	6,76,929		
..	..		
— 6,922	24,87,255		
..	490		
— 6,922	24,86,765	Mis. 12 I., dated 5th January 1917	<i>Direct—</i> 22,000
		Mis. 85 I., dated 20th February 1918	3,080
		Mis. 220 I., dated 20th June 1918	1,830
		Mis. 50 I., dated 19th February 1919	1,720
..	4,390		
— 23,922	52,699		
— 3,390	3,519	Mis. 53 I., dated 21st February 1919	2,300
— 27,312	60,608	Mis. 145 I., dated 7th May 1921	1,560
		Mis. 162 I., dated 16th June 1923	11,400
		Mis. 143 I., dated 21st March 1925	44,943
— 34,234	25,47,373	Mis. 170 I., dated 23rd March 1926	3,42,390
		Total ..	4,31,223

PENNER RIVER CANALS SYSTEM—*Canal Project.*

No. 2.—Capital Account for and to end of 1925-1926.

Heads of account (1)	DIRECT CHARGES.			Cost of construction as now estimated (construction esti- mate closed on 31st March 1894). (5)	Expendi- ture against closed estimate. (6)
	Previous. (2)	1925- 1926. (3)	Total. (4)		
	RS.	RS.	RS.	RS.	RS.
I WORKS—					
(1) Head Works—					
A. Preliminary expenses ..	51,130	..	51,130	51,130	51,130
B. Land	18,513	..	18,513	18,513	18,513
C. Works	7,40,984	..	7,40,984	7,40,984	7,40,984
K. Buildings	24,039	..	24,039	24,039	24,039
O. Miscellaneous	32,502	..	32,502	32,502	32,502
P. Maintenance	4,105	..	4,105	4,105	4,105
Total ..	8,71,273	..	8,71,273	8,71,273	8,71,273
(2) Main Canals and Branches —					
A. Preliminary expenses ..	506	..	506	506	506
B. Land	3,92,241	..	3,92,241	3,92,241	3,92,241
D. Regulators	2,13,597	..	2,13,597	2,14,182	2,12,582
E. Falls and weirs	36,643	..	36,643	36,643	36,643
F. River and hill torrent works	1,559	..	1,559	1,559	1,559
F. (1) Other cross drainage works	3,594	..	3,594	3,594	3,594
G. Bridges	62,275	..	62,275	62,275	62,275
H. Escapes	22,377	..	22,377	22,377	22,377
K. Buildings	18,442	..	18,442	18,442	18,442
L. Earthwork	4,02,471	..	4,02,471	4,02,471	4,02,471
N. Tanks and reservoirs ..	3,74,582	..	3,74,582	3,74,582	3,74,582
O. Miscellaneous	23,942	..	23,942	23,942	23,942
P. Maintenance	22,082	..	22,082	22,082	22,082
Total ..	15,74,811	..	15,74,311	15,74,896	15,73,296
Reservoirs—					
B. Land	159	..	159	159	159
C. Works	37,498	..	37,498	37,498	37,498
L. Earthwork	40,176	..	40,176	40,176	40,176
O. Miscellaneous	132	..	132	132	132
Total ..	77,965	..	77,965	77,965	77,965
(3) Distributaries—					
A. Preliminary expenses ..	100	..	100	100	100
B. Land	89,184	..	89,184	89,184	89,184
C. Works	4,74,540	2,225	4,76,765	4,76,765	4,76,765
L. Earthwork	5,48,521	..	5,48,521	5,52,521	5,48,521
N. Tanks and reservoirs ..	1,15,250	..	1,15,250	1,15,250	1,15,250
O. Miscellaneous	16,981	..	16,981	16,981	16,981
P. Maintenance	9,469	..	9,469	9,469	9,469
Total ..	12,54,045	2,225	12,56,270	12,60,270	12,56,270

ADMINISTRATIVE ACCOUNTS
FOR THE YEAR 1925-26.

MADRAS PRESIDENCY.

PENNER RIVER CANALS SYSTEM—*Canal Project*—cont.

No. 2.—Capital Account for and to end of 1925-1926—cont.

Heads of account. (1)	DIRECT CHARGES.			Cost of construction as now estimated (construction esti- mate closed on 31st March 1894). (5)	Expendi- ture against closed estimate. (6)
	Previous. (2)	1925-26. (3)	Total. (4)		
	RS.	RS.	RS.	RS.	RS.
I. WORKS—cont.					
(a) <i>Drainage and Protective Works—</i>					
B. Land	27,998	..	27,998	27,998	27,998
C. Works	67,264	..	67,264	67,264	67,264
L. Earthwork	2,37,122	..	2,37,122	2,37,122	2,37,122
O. Miscellaneous	1,599	..	1,599	1,599	1,599
Total ..	3,33,983	..	3,33,983	3,33,983	3,33,983
(b) <i>Special tools and plant—</i>					
Total outlay on current sanc- tions	41,11,577	2,225	41,13,802	41,18,387	41,12,787
Old outlay	5,26,117	..	5,26,117	5,26,117	5,26,117
Total, Works ..	46,37,694	2,225	46,39,919	46,44,504	46,38,904
II. ESTABLISHMENT	9,65,860	880	9,66,740	9,67,654	9,66,294
III. TOOLS AND PLANT	1,44,443	33	1,44,476	1,44,571	1,44,467
Grand Total ..	57,47,997	3,138	57,51,135	57,53,729	57,49,666
V. <i>Loss—RECEIPTS ON CAPITAL ACCOUNT</i>	2,858	..	2,858	2,858	2,858
Net Total ..	57,45,139	3,138	57,48,277	57,53,871	57,46,807
<i>Apportionment—</i>					
Chargeable to 49. Irrigation ..	57,19,935	..	57,19,935
Chargeable to 55-A. Irrigation—					
1. Productive	25,204	3,138	28,342
Total ..	57,45,139	3,138	57,48,277

PENNER RIVER CANALS SYSTEM—*Canal Project*—cont.
No. 3.—Revenue Account for and to end of 1925-1926.

Receipts.	TOTAL.			Charges.	TOTAL.		
	Previous.	1925-1926.	Total.		Previous.	1925-1926.	Total.
I. DIRECT RECEIPTS—	RS.	RS.	RS.	I. EXTENSIONS AND IMPROVEMENTS—	RS.	RS.	RS.
5. Receipts from plantations ..	1,886	..	1,886	(1) Head works	14,692	424	15,116
6. Receipts from other canal produce	77,904	2,342	80,246	(2) Main canals and branches	97,889	1,124	99,013
8. Navigation	48	48	(3) Distributaries	2,48,820	1,945	2,50,765
9. Rents of buildings	11,657	313	11,970	(4) Drainage and protective works	25,352	2,968	28,320
10. Fines	11	..	11	(5) Special tools and plant	— 207	..	— 207
11. Miscellaneous	9,025	381	9,406	<i>Add—Unclassifiable outlay</i>	8,370	..	8,370
<i>Deduct—Refunds</i>	590	31	621	Total ..	3,94,916	6,461	4,01,377
Total, Revenue realized in Public Works Department	99,893	3,053	1,02,946	II. MAINTENANCE AND REPAIRS—			
Irrigation revenue realized in Civil Department	1,70,44,116	6,62,558	1,77,06,674	(1) Head works	4,33,282	8,845	4,42,127
Total, Direct Receipts	1,71,44,009	6,65,611	1,78,09,620	(2) Main canals and branches	10,86,190	29,948	11,16,138
II. INDIRECT RECEIPTS—				(3) Distributaries	10,66,404	25,260	10,91,764
Share of land revenue collected in the Civil Department ..	21,50,396	61,271	22,11,667	(4) Drainage and protective works	95,951	3,895	99,846
				(5) Special tools and plant	549	..	549
				<i>Add—Unclassifiable outlay</i>	23,236	..	23,236
				Total ..	27,05,612	68,048	27,73,660

Total, Public Works and Civil Departments, Revenue ..	1,92,94,405	7,26,882	2,00,21,287	III. COMPENSATION	7,390	..	7,390
				Total, Extensions and Improvements and Maintenance and Repairs	31,07,918	74,509	31,82,427
				IV. ESTABLISHMENT	15,66,824	29,459	15,96,283
				V. TOOLS AND PLANT	31,324	1,117	32,441
				VI. REFUNDS OF REVENUE	1,907	..	1,907
				Total, Direct Charges	47,07,973	1,05,085	48,13,058
				Share of collection charges in the Civil Department	9,81,166	35,483	10,19,649
				Indirect charges	2,69,350	4,869	2,74,219
				Total, Direct and Indirect Charges	59,61,489	1,45,437	61,06,926
				* Deduct—Old maintenance charges saved to Government	20,51,067	43,760	20,94,827
				Net Total	39,10,422	1,01,677	40,12,099
				Balance, net revenue	1,53,83,983	6,25,205	1,60,09,188
Total, Receipts ..	1,92,94,405	7,26,882	2,00,21,287	Grand Total	1,92,94,405	7,26,882	2,00,21,287

* Direct--							RS.
Extensions and improvements	3,909
Maintenance and repairs	25,744
Establishment	11,724
Tools and plant	446
				Total, Direct	41,822
Indirect	1,938
				Total, Direct and Indirect	43,760

PENNER RIVER CANALS SYSTEM—*Canal Project*—cont.

No. 4.—Interest Account for and to end of 1925-1926.

	Amount.		Amount.
	RS.		RS.
Total interest charges to end of 1924-1925.	88,34,299	Net revenue realized to end of 1924-1925.	1,53,83,983
Total interest charges for the year 1925-1926.	1,92,101	Net revenue realized during 1925-1926.	6,25,205
Balance, net revenue	69,82,797		
Total ..	1,60,09,188	Total ..	1,60,09,188

No. 5.—Account of Indirect Charges for and to end of 1925-1926.

Particulars.	Previous.	1925-1926.	Total.
CAPITAL—	RS.	RS.	RS.
Capitalization of abatement of land revenue	8,56,767	..	8,56,767
Leave and pension allowances	1,57,534	123	1,57,657
Audit and accounts	173	22	195
Total ..	10,14,474	145	10,14,619
REVENUE—			
Capitalization of abatement of land revenue	32,761	..	32,761
Leave and pension allowances	2,32,827	4,124	2,36,951
Audit and accounts	3,762	745	4,507
Total ..	2,69,350	4,869	2,74,219
Grand Total ..	12,83,824	5,014	12,88,838

PENNER RIVER CANALS SYSTEM—*Canal Project*—cont.

No. 6.—Statement comparing Charges to date with Sanctioned Estimates.

Particulars.	CHARGES AGAINST CLOSED SANCTIONS.			CURRENT SANCTIONS.			Total charges to date against old and current sanctions.	REMARKS.	
	Expenditure against construction estimate.	Expenditure against open canal sanction.	Total.	Charges to date.	Amount of sanctioned estimate.	Unspent balance of estimate.		G.O. No. and date.	Amount of estimate.
<i>Direct Charges.</i>									
	RS.	RS.	RS.	RS.	RS.	RS.	RS.		RS.
Works	37,49,097	8,89,807	46,38,904	1,015	5,600	4,585	46,39,919		
Establishment	8,05,532	1,60,762	9,66,294	146	1,360	914	9,66,740		
Tools and plant	1,42,971	1,496	1,44,467	9	104	95	1,44,476		
Suspense account		
Total ..	46,97,600	10,52,065	57,49,665	1,470	7,064	5,594	57,51,135		
Less—Receipts on Capital Account	55	2,803	2,858	2,858		
Net Total ..	46,97,545	10,49,262	57,46,807	1,470	7,064	5,594	57,48,277		
<i>Indirect Charges.</i>									
Capitalized statement of land revenue	7,99,748	57,019	8,56,767	8,56,767		
Leave and pension allowances ..	1,35,090	22,505	1,57,595	62	..	62	1,57,657		
Audit and accounts	185	185	10	..	10	195		
Total ..	9,34,838	79,709	10,14,547	72	..	72	10,14,619	Mis. 333 I., 29th Oct. 1920.	1,600
Grand Total ..	56,32,383	11,28,971	67,61,354	1,542	7,064	5,522	67,62,896	Mis. 501 I., 19th Dec. 1921.	4,000
								Total ..	5,600

ADMINISTRATIVE ACCOUNTS
FOR THE YEAR 1925-26.

ARZENKOTA CHANNEL—*Canal Project.*

No. 2.—Capital Account for and to end of 1925-1926.

Heads of account.	DIRECT CHARGES.			Cost of construction as now estimated (construction estimate closed on 31st March 1894).	Expenditure against closed estimate.
	Previous.	1925-1926.	Total.		
I. WORKS—	RS.		RS.	RS.	RS.
(1) <i>Head Works—</i>					
C. Works	8,281	..	8,281	8,281	8,281
Total ..	8,281	..	8,281	8,281	8,281
(2) <i>Main Canals and Branches—</i>					
D. Regulators ..	14,621	..	14,621	14,621	14,621
F. (1) Other cross drainage works.	75,732	..	75,732	75,732	75,732
L. Earthwork ..	15,871	..	15,871	15,871	15,871
Total ..	1,06,224	..	1,06,224	1,06,224	1,06,224
Total, Works ..	1,14,505	.	1,14,505	1,14,505	1,14,505
II. ESTABLISHMENT ..	26,264	..	26,264	26,264	26,264
III. TOOLS AND PLANT
* Grand Total ..	1,40,769	..	1,40,769	1,40,769	1,40,769

* Chargeable to "43. Minor Works and Navigation—Provincial."

ARANKOTA CHANNEL—Canal Project—cont.

No. 3.—Revenue Account for and to end of 1925-1926.

Receipts.	TOTAL.			Charges.	TOTAL.		
	Previous.	1925-1926.	Total.		Previous.	1925-1926.	Total.
	RS.	RS.	RS.		RS.	RS.	RS.
I. DIRECT RECEIPTS—				I. EXTENSIONS AND IMPROVEMENTS—			
Plantations	433	..	433	(1) Head works	935	111	1,046
Receipts from other canal produce ..	693	..	693	(2) Main canals and branches	8,268	20	8,288
Fines	1	..	1	(3) Distributaries	882	..	882
Miscellaneous	4,860	360	5,220	(4) Drainage and protective works
				(5) Special tools and plant
				<i>Add—Unclassifiable outlay</i>	11,475	..	11,475
				Total ..	21,500	131	21,691
Total, Revenue realized in Public Works Department	5,967	360	6,347	II. MAINTENANCE AND REPAIRS—			
Irrigation Revenue realized in Civil Department	6,64,048	18,732	6,82,780	(1) Head works	302	2,004	2,306
				(2) Main canals and branches	1,14,132	5,225	1,19,357
				(3) Distributaries	2,514	..	2,514
				(4) Drainage and protective works
				(5) Special tools and plant
				<i>Add—Unclassifiable outlay</i>	1,73,223	..	1,73,223
				Total ..	2,90,171	7,229	2,97,400
Total, Direct Receipts	6,70,035	19,092	6,89,127	Total, Extensions and Improvements and Maintenance and Repairs	3,11,731	7,360	3,19,091
				IV. ESTABLISHMENT	75,021	2,342	77,363
				V. TOOLS AND PLANT	274	107	381
				VI. REFUNDS OF REVENUE	43	..	43
				Total, Direct Charges ..	3,87,069	9,809	3,96,878

ARKENKOTA CHANNEL—*Canal Project*—cont.

No. 3.—Revenue Account for and to end of 1925-1926—cont.

Receipts.	TOTAL.			Charges.	TOTAL.		
	Previous.	1925-1926.	Total.		Previous.	1925-1926.	Total.
	RS.	RS.	RS.		RS.	RS.	RS.
II. INDIRECT RECEIPTS—				Share of collection charges in the Civil			
Share of Land Revenue collected in				Department	34,256	957	35,213
the Civil Department	21,047	410	21,457	Indirect Charges	10,668	402	11,070
Total, Public Works and Civil				Total, Direct and Indirect Charges ..	4,31,993	11,168	4,43,161
Departments, Revenue	6,91,082	19,502	7,10,584	Deduct— Old maintenance charge saved to			
				Government *	15,663	1,239	16,902
				Net Total	4,16,330	9,929	4,26,259
Total, Receipts	6,91,082	19,502	7,10,584	Balance, net revenue	2,74,752	9,572	2,84,325
				Grand Total	6,91,082	19,502	7,10,584

* Direct—								RS.
Extensions and improvements								793
Maintenance and repairs								100
Establishment								284
Tools and plant								13
								<u>1,190</u>
Total, Direct								1,190
Indirect								49
								<u>1,239</u>
Total, Direct and Indirect								1,239

ADMINISTRATIVE ACCOUNTS
FOR THE YEAR 1925-26.

MADRAS PRESIDENCY.

ARKENKOTA CHANNEL—*Canal Project*—cont.

No. 4.—Interest Account for and to end of 1925-1926.

	Amount.		Amount.
	RS.		RS.
Total interest charges to end of 1924-1925	2,46,329	Net revenue realized to end of 1924-1925	2,74,752
Total interest charges for the year 1925-1926	4,681	Net revenue realized during 1925-1926	9,573
Balance, net revenue	33,315		
Total ..	2,84,325	Total ..	2,84,325

No. 5.—Account of Indirect Charges for and to end of 1925-1926.

Particulars.	Previous.	1925-1926.	Total.
	RS.	RS.	RS.
CAPITAL—			
Leave and pension allowances ..	3,676	..	3,676
Total ..	3,676	..	3,676
REVENUE—			
Leave and pension allowances ..	10,497	328	10,825
Audit and accounts	171	74	245
Total ..	10,668	402	11,070
Grand Total ..	14,344	402	14,746

ARKENKOTA CHANNEL—Canal Project—cont.

No. 6.—Statement comparing Charges to date with Sanctioned Estimates.

Particulars.	CHARGES AGAINST CLOSED SANCTIONS.			CURRENT SANCTIONS.			Total charges to date against old and current sanctions.	REMARKS.	
	Expenditure against construction estimate.	Expenditure against open canal sanction.	Total.	Charges to date.	Amount of sanctioned estimate.	Unspent balance of estimate.		G.O. No. and date.	Amount of estimate.
<i>Direct Charges.</i>									
Works	81,578	32,327	1,14,505	1,14,505		
Establishment	18,760	7,504	26,264	26,264		
Tools and plant		
Suspense account		
Total	1,00,338	40,431	1,40,769	1,40,769		
Less—Receipts on capital account		
Net Total	1,00,338	40,431	1,40,769	1,40,769		
<i>Indirect Charges.</i>									
Capitalized abatement of land revenue		
Leave and pension allowances	2,626	1,050	3,676	3,676		
Total	2,626	1,050	3,676	3,676		
Grand Total	1,02,964	41,481	1,44,445	1,44,445		

ADMINISTRATIVE ACCOUNTS
FOR THE YEAR 1925-26.

MADRAS PRESIDENCY.

THADAPALLE CHANNEL—*Canal Project.*

No. 2.—Capital Account for and to end of 1925-1926.

Heads of account.	DIRECT CHARGES.			Cost of construction as now estimated (construction estimate closed in 1898).	Expenditure against closed estimate.
	Previous.	1925-1926.	Total.		
I. WORKS—	RS.		RS.	RS.	RS.
(1) <i>Head Works—</i>					
C. Works	73,406	..	73,406	73,406	73,406
Total ..	73,406	..	73,406	73,406	73,406
(2) <i>Main Canals and Branches—</i>					
B. Land	1,880	..	1,880	1,880	1,880
D. Regulators ..	36,546	..	36,546	36,546	36,546
F. (1) Other cross drainage works.	1,096	..	1,096	1,096	1,096
K. Buildings ..	1,442	..	1,442	1,442	1,442
L. Earthwork ..	1,384	..	1,384	1,384	1,384
O. Miscellaneous ..	1,836	..	1,836	1,836	1,836
Total ..	44,184	..	44,184	44,184	44,184
(3) <i>Distributaries—</i>					
B. Land
C. Works	355	..	355	355	355
L. Earthwork ..	17,275	..	17,275	17,275	17,275
O. Miscellaneous
Total ..	17,630	..	17,630	17,630	17,630
Total, Works ..	1,35,220	..	1,35,220	1,35,220	1,35,220
II. ESTABLISHMENT	29,535	..	29,535	29,535	29,535
II. TOOLS AND PLANT
(a) Grand Total ..	1,64,755	..	1,64,755	1,64,755	1,64,755

(a) Chargeable to "43. Minor Works and Navigation—Provincial."

THADAPALLE CHANNEL—Canal Project—cont.

No. 3.—Revenue Account for and to end of 1925-1926.

Receipts.	TOTAL.			Charges.	TOTAL.		
	Previous.	1925-1926.	Total.		Previous.	1925-1926.	Total.
I. DIRECT RECEIPTS—	RS.	RS.	RS.	I. EXTENSIONS AND IMPROVEMENTS—	RS.	RS.	RS.
5. Receipts from plantations ..	2,564	..	2,564	(1) Head works	4,676	..	4,676
6. Receipt from other canal produce	4,826	2	4,828	(2) Main canals and branches	27,146	65	27,211
9. Rents of buildings	1,040	77	1,117	(3) Distributaries	8,199	..	8,199
11. Miscellaneous	23,571	2,728	26,299	(4) Drainage and protective works
				(5) Special tools and plant	74	..	74
				<i>Add—Unclassified outlay</i>	7,726	..	7,726
				Total	47,821	65	47,886
Total, Revenue realized in Public Works Department	32,001	2,807	34,808	II. MAINTENANCE AND REPAIRS—			
Irrigation Revenue realized in Civil Department	20,30,250	62,480	20,92,730	(1) Head works	20,843	5,415	36,258
				(2) Main canals and branches	2,31,136	9,877	2,41,013
				(3) Distributaries	8,627	..	8,627
				(4) Drainage and protective works
				(5) Special tools and plant
				<i>Add—Unclassifiable outlay</i>	1,99,673	..	1,99,673
Total, Direct Receipts	20,62,251	65,287	21,27,538	Total	4,70,279	15,322	4,85,601
				Total, Extensions and Improvements and Maintenance and Repairs	5,18,100	15,387	5,33,487
				IV. ESTABLISHMENT	1,27,690	4,897	1,32,587
				V. TOOLS AND PLANT	1,311	223	1,534
				VI. REFUNDS OF REVENUE	22	..	22
				Total, Direct Charges	6,47,123	20,507	6,67,630

II. INDIRECT RECEIPTS—

				Share of collection charges in the Civil Department	1,09,752	3,269	1,13,021
				Indirect charges	18,266	840	19,106
Share of Land Revenue collected in the Civil Department ..	1,64,782	2,900	1,67,682	Total, Direct and Indirect Charges	7,75,141	24,616	7,99,757
Total, Public Works and Civil Departments, Revenue ..	22,27,033	68,187	22,95,220	Deduct—Old maintenance charges saved to Government *	62,613	4,951	67,564
				Net Total ..	7,12,528	19,665	7,32,193
				Balance, net revenue	15,14,505	48,522	15,63,027
				Grand Total ..	22,27,033	68,187	22,95,220
Total, Receipts ..	22,27,033	68,187	22,95,220				

* Direct—

Extensions and improvements	3,569
Maintenance and charges	1,136
Establishment	61
Tools and plant	
Total, Direct ..	4,756
Indirect	195
Total, Direct and Indirect ..	4,951

RS.

THADAPALLE CHANNEL—*Canal Project*—cont.

No. 4.—Interest Account for and to end of 1925-1926.

	Amount.		Amount.
	RS.		RS.
Total interest charges to end of 1924-1925	2,81,729	Net revenue realized to end of 1924-1925	15,14,505
Total interest charges for the year 1925-1926	5,478	Net revenue realized during 1925-1926	48,522
Balance, net revenue	12,75,820		
Total ..	15,63,027	Total ..	15,63,027

No. 5.—Account of Indirect Charges for and to end of 1925-1926.

Particulars.	Previous.	1925-1926.	Total.
CAPITAL —	RS.	RS.	RS.
Capitalization of abatement of Land Revenue	6,915	..	6,915
Leave and pension allowances ..	4,135	..	4,135
Total ..	11,050	..	11,050
REVENUE —			
Leave and pension allowances ..	17,832	686	18,518
Audit and accounts	434	151	588
Total ..	13,266	840	19,106
Grand Total ..	29,316	840	30,156

THADAPALLE CHANNEL—Canal Project—cont.

No. 6.—Statement comparing Charges to date with Sanctioned Estimates.

Particulars.	CHARGES AGAINST CLOSED SANCTIONS.			CURRENT SANCTIONS.			Total charges to date against old and current sanctions.	REMARKS.	
	Expenditure against construction estimate.	Expenditure against open canal sanction.	Total.	Charges to date.	Amount of sanctioned estimate.	Unspent balance of estimate.		G.O. No. and date.	Amount of estimate.
<i>Direct Charges.</i>	RS.	RS.	RS.				RS.		
Works	70,897	64,323	1,35,220	1,35,220		
Establishment	16,306	13,229	29,535	29,535		
Tools and plant		
Suspense account		
Total ..	87,203	77,552	1,64,755	1,64,755		
<i>Less—</i> Receipts on capital account		
Net Total ..	87,203	77,552	1,64,755	1,64,755		
<i>Indirect Charges.</i>									
Capitalized abatement of Land Revenue	6,915	6,915	6,915		
Leave and pension allowances	2,283	1,852	4,135	4,135		
Total ..	2,283	8,767	11,050	11,050		
Grand Total ..	89,486	86,319	1,75,805	1,75,805		

KALINGAROYEN CHANNEL—*Canal Project.*

No. 2.—Capital Account for and to end of 1925-1926.

Heads of account.	DIRECT CHARGES.			Cost of construction as now estimated (correction estimate closed in 1893).	Expenditure against closed estimate.
	Previous.	1925-1926.	Total.		
I. WORKS—					
(1) <i>Head Works—</i>					
B. Land
C. Works	46,690	..	46,690	46,690	46,690
K. Building	1,162	..	1,162	1,162	1,162
Total ..	47,852	..	47,852	47,852	47,852
(2) <i>Main Canals and Branches—</i>					
D. Regulators	67,543	..	67,543	67,543	67,543
F. River and hill torrent works.	8,557	..	8,557	8,557	8,557
G. Bridges	897	..	897	897	897
L. Earthwork	3,981	..	3,981	3,981	3,981
O. Miscellaneous	14,959	..	14,959	14,959	14,959
Total ..	95,937	..	95,937	95,937	95,937
Total, Works ..	1,43,789	..	1,43,789	1,43,789	1,43,789
II. ESTABLISHMENT	32,191	..	32,191	32,191	32,191
III. TOOLS AND PLANT
* Grand Total ..	1,75,980	..	1,75,980	1,75,980	1,75,980

Chargeable to "43. Minor Works and Navigation—Provincial."

KALINGAROYEN CHANNEL—*Canal Project*—cont.

No. 3.—Revenue Account for and to end of 1925-1926.

Receipts.	TOTAL.			Charges.	TOTAL.		
	Previous.	1925-1926.	Total.		Previous.	1925-1926.	Total.
	RS.	RS.	RS.		RS.	RS.	RS.
I. DIRECT RECEIPTS—				I. EXTENSIONS AND IMPROVEMENTS—			
5. Receipts from plantations ..	3,290	..	3,290	(1) Head works	2,688	368	3,051
6. Receipts from other canal produce	10,737	58	10,795	(2) Main canals and branches	17,533	..	17,533
9. Rents of buildings	648	57	705	(3) Distributaries	280	..	280
11. Miscellaneous	34,748	2,712	37,460	(4) Drainage and protective works
DEDUCT—REFUNDS—	..	49	49	(5) Special tools and plant
Total, Revenue realized in Public Works Department	49,423	2,778	52,201	<i>Add—Unclassifiable outlay</i>	11,569	..	11,569
Irrigation revenue realized in Civil Department	13,68,691	47,931	14,16,622	Total ..	32,065	368	32,433
Total, Direct Receipts ..	14,18,114	50,709	14,68,823	II. MAINTENANCE AND REPAIRS—			
				(1) Head works	71,631	5,474	77,105
				(2) Main canals and branches	2,19,631	8,248	2,27,874
				(3) Distributaries
				(4) Drainage and protective works
				(5) Special tools and plant	— 50	..	— 50
				<i>Add—Unclassifiable outlay</i>	5,53,846	..	5,53,846
				Total ..	6,45,058	13,717	6,58,775
				Total, Extensions and Improvements and Maintenance and Repairs	6,77,123	14,085	6,91,208
				IV. ESTABLISHMENT	1,65,300	4,482	1,69,782
				V. TOOLS AND PLANT	1,350	204	1,554
				VI. REFUNDS OF REVENUE	243	..	243
				Total, Direct Charges ..	8,44,016	18,771	8,62,787

KALINGAROYEN CHANNEL—*Canal Project*—cont.

No. 3.—Revenue Account for and to end of 1925-1926—cont.

Receipts.	TOTAL.			Charges.	TOTAL.		
	Previous.	1925-1926.	Total.		Previous.	1925-1926.	Total.
	RS.	RS.	RS.		RS.	RS.	RS.
II. INDIRECT RECEIPTS—				Share of collection charges in the Civil Department	69,597	2,421	72,018
Share of land revenue collected in the Civil Department ..	23,239	483	23,722	Indirect charges	23,440	769	24,209
Total, Public Works and Civil Departments, Revenue ..	14,41,353	51,192	14,92,545	Total, Direct and Indirect Charges ..	9,37,053	21,961	9,59,014
				<i>Deduct</i> —Old maintenance charges saved to Government (a)	70,027	5,538	75,565
				Net Total ..	8,67,026	16,423	8,83,449
				Balance, not revenue	5,74,327	34,769	6,09,096
Total, Receipts ..	14,41,353	51,192	14,92,545	Grand Total ..	14,41,353	51,192	14,92,545

(a) Direct—

Extensions and improvements	RS.	3,992
Maintenance and repairs
Establishment	1,270
Tools and plant	58
Total, Direct	5,320
Indirect	218
Total, Direct and Indirect	5,538

ADMINISTRATIVE ACCOUNTS
FOR THE YEAR 1925-26.

MADRAS PRESIDENCY.

KALINGAROYEN CHANNEL—*Canal Project*—cont.

No. 4.—Interest Account for and to end of 1925-1926.

	Amount.		Amount.
	RS.		RS.
Total interest charges to end of 1924-1925	2,08,760	Net revenue realized to end of 1924-1925	5,74,327
Total interest charges for the year 1925-1926	5,852	Net revenue realized during 1925-1926	34,769
Balance, net revenue	3,94,484		
Total ..	6,09,096	Total ..	6,09,096

No. 5.—Account of Indirect Charges for and to end of 1925-1926.

Particulars.	Previous.	1925-1926.	Total.
CAPITAL—	RS.	RS.	RS.
Leave and pension allowances	4,506	..	4,506
Total ..	4,506	..	4,506
REVENUE—			
Leave and pension allowances	23,109	628	23,737
Audit and accounts	331	141	472
Total ..	23,440	769	24,209
Grand Total ..	27,946	769	28,715

KALINGAROYEN CHANNEL—Canal Project—cont.

No. 6.—Statement comparing Charges to date with Sanctioned Estimates.

Particulars.	CHARGES AGAINST CLOSED SANCTIONS.			CURRENT SANCTIONS.			Total charges to date against old and current sanctions.	REMARKS.	
	Expenditure against construction estimate.	Expenditure against open canal sanction.	Total.	Charges to date.	Amount of sanctioned estimate.	Unspent balance of estimate.		G.O. No. and date.	Amount of estimate.
<i>Direct Charges.</i>	RS.	RS.	RS.				RS.		
Works	43,775	1,00,014	1,43,789	1,43,789		
Establishment	10,068	22,123	32,191	32,191		
Tools and plant		
Suspense account		
Total ..	53,843	1,22,137	1,75,980	1,75,980		
Less—Receipts on Capital account		
Net Total ..	53,843	1,22,137	1,75,980	1,75,980		
<i>Indirect Charges.</i>									
Capitalized abatement of land revenue		
Leave and pension allowances	1,410	3,096	4,506	4,506		
Total ..	1,410	3,096	4,506	4,506		
Grand Total ..	55,253	1,25,233	1,80,486	1,80,486		

PALAR ANICUT SYSTEM—*Canal Project.*

No. 2.—Capital Account for and to end of 1925-1926.

Heads of account.	DIRECT CHARGES.			Cost of construction as now estimated (construction estimate closed on 31st March 1896).	Expenditure against closed estimate.
	Previous.	1925-1926.	Total.		
I. WORKS—	RS.	RS.	RS.	RS.	RS.
(1) <i>Head Works—</i>					
C. Works	2,08,736	..	2,08,736	2,08,736	2,08,736
K. Buildings	1,847	..	1,847	1,847	1,847
Total ..	2,10,583	..	2,10,583	2,10,583	2,10,583
(2) <i>Main Canals and Branches—</i>					
B. Land	7,263	..	7,263	7,263	7,263
D. Regulators	27,509	..	27,509	27,509	27,509
E. Falls and weirs	1,04,937	..	1,04,937	1,04,937	1,04,937
F. River and hill torrent works	547	..	547	547	547
F (1) Other cross drainage works	2,366	..	2,366	2,366	2,366
G. Bridges	13,977	..	13,977	13,977	13,977
H. Escapes	8,277	..	8,277	8,277	8,277
K. Buildings	5,231	..	5,231	5,231	5,231
L. Earthwork	1,90,142	..	1,90,142	1,90,142	1,90,142
N. Tanks and reservoirs	36,275	..	36,275	36,275	36,275
O. Miscellaneous	40,752	..	40,752	40,752	40,752
Total ..	4,37,276	..	4,37,276	4,37,276	4,37,276
(3) <i>Distributaries—</i>					
B. Land	7,776	..	7,776	7,776	7,776
C. Works	82,119	2,922	85,041	85,041	85,041
D. Regulators	1,914	..	1,914	1,914	1,914
E. Falls and weirs	4,362	..	4,362	4,362	4,362
F (1) Other cross drainage works	2,174	..	2,174	2,174	2,174
L. Earthwork	56,867	..	56,867	56,867	56,867
N. Tanks and reservoirs	8,369	..	8,369	8,369	8,369
O. Miscellaneous	4,680	..	4,680	4,680	4,680
Total ..	1,68,261	2,922	1,71,183	1,71,183	1,71,183
(5) Special tools and plant
Provision for unforeseen works
Total outlay on current sanctions ..	8,16,120	2,922	8,19,042	8,19,042	8,19,042
Old outlay	10,26,978	..	10,26,978	10,26,978	10,26,978
Total Works ..	18,43,098	2,922	18,46,020	18,46,020	18,46,020

PALAR ANICUT SYSTEM—*Canal Project*—cont.

No. 2.—Capital Account for and to end of 1925-1926—cont.

Heads of account.	DIRECT CHARGES.			Cost of construction as now estimated (construction estimate closed on 31st March 1896).	Expenditure against closed estimate.
	Previous.	1925-1926.	Total.		
	RS.	RS.	RS.	RS.	RS.
II. ESTABLISHMENT	4,67,188	930	4,68,118	4,68,118	4,68,118
III. TOOLS AND PLANT	29,930	42	29,972	29,972	29,972
Grand Total ..	23,40,216	3,894	23,44,110	23,44,110	23,44,110
V. Less—RECEIPTS ON CAPITAL ACCOUNT	672	..	672	672	672
Net Total ..	23,39,544	3,894	23,43,438	23,43,438	23,43,438
Chargeable to 43. Provincial—Irrigation	23,36,184	..	23,36,184
Chargeable to 55-A. Irrigation Works—1. Productive	3,360	3,894	7,254
Total ..	23,39,544	3,894	23,43,438

PALAR ANICUT SYSTEM—Canal Project—cont.
No. 3.—Revenue Account for and to end of 1925-1926.

Receipts.	TOTAL.			Charges.	TOTAL.		
	Previous.	1925-1926.	Total.		Previous.	1925-1926.	Total.
I. DIRECT RECEIPTS—	RS.	RS.	RS.	I. EXTENSIONS AND IMPROVEMENTS—	RS.	RS.	RS.
5. Receipts from plantations ..	18,585	1,871	20,456	(1) Head works	2,11,176	432	2,11,608
6. Receipts from other canal produce	43,354	93	43,447	(2) Main canals and branches	1,72,945	1,069	1,74,014
9. Rents of buildings	3,127	297	3,424	(3) Distributaries	2,35,100	6,166	2,41,266
10. Fines	64	..	64	(4) Drainage and protective works	304	848	1,152
11. Miscellaneous	31,266	381	31,647	(5) Special tools and plant
<i>Deduct refund</i>	<i>1</i>	<i>1,621</i>	<i>1,622</i>	<i>Add—Unclassifiable outlay</i>	<i>32,342</i>	<i>..</i>	<i>32,342</i>
Total, Revenue realized in Public Works Department	90,395	1,021	97,416	Total ..	6,51,867	8,515	6,60,382
Irrigation Revenue realized in Civil Department	68,16,393	2,03,969	70,20,362	II. MAINTENANCE AND REPAIRS—			
Total, Direct Receipts ..	69,12,788	2,04,990	71,17,778	(1) Head works	1,47,250	5,537	1,52,787
				(2) Main canals and branches	10,20,517	8,330	10,28,847
				(3) Distributaries	9,29,576	39,673	9,69,249
				(4) Drainage and protective works	5,742	..	5,742
				(5) Special tools and plant
				<i>Add—Unclassifiable outlay</i>	<i>99,655</i>	<i>..</i>	<i>99,655</i>
				Total ..	22,02,740	53,540	22,56,280
				Total, Extensions and Improvements and Maintenance and Repairs	28,54,607	62,056	29,16,662

PALAR ANICUT SYSTEM—*Canal Project*—cont.
No. 3.—Revenue Account for and to end of 1925-1926—*cont.*

Receipts.	TOTAL.			Charges.	TOTAL.		
	Previous.	1925-1926.	Total.		Previous.	1925-1926.	Total.
II. INDIRECT RECEIPTS—	RS.	RS.	RS.		RS.	RS.	RS.
Share of land revenue collected in the Civil Department ..	9,97,223	16,815	10,14,038	IV. ESTABLISHMENT	7,47,077	19,762	7,66,839
Total, Public Works and Civil Departments, Revenue ..	79,10,011	2,21,805	81,31,816	V. TOOLS AND PLANT	17,432	790	18,222
				VI. REFUNDS OF REVENUE	10,393	..	10,393
				Total, Direct Charges ..	36,29,509	82,607	37,12,116
				Share of collection charges in the Civil Department	4,23,795	10,989	4,34,784
				Indirect charges	1,22,997	3,388	1,26,385
				Total, Direct and Indirect Charges ..	41,76,301	96,984	42,73,285
				<i>Deduct</i> —Old maintenance charges saved to Government *	2,87,938	4,283	2,92,221
				Net Total ..	38,88,363	92,701	39,81,064
				Balance, net revenue	40,21,648	1,29,104	41,50,752
Total, Receipts ..	79,10,011	2,21,805	81,31,816	Grand Total ..	79,10,011	2,21,805	81,31,816

* Direct—	RS.
Extensions and improvements	178
Maintenance and repairs	2,909
Establishment	982
Tools and plant	45

Total, Direct ..	4,114
Indirect	169

Total, Direct and Indirect ..	4,283

ADMINISTRATIVE ACCOUNTS
FOR THE YEAR 1925-26.

MADRAS PRESIDENCY.

PALAR ANICUT SYSTEM—*Canal Project*—cont.

No. 4.—Interest Account for and to end of 1925-1926.

	Amount.		Amount.
	RS.		RS.
Total interest charges to end of 1924-1925.	44,23,207	Net revenue realized to end of 1924-1925.	40,21,648
Total interest charges for the year 1925-1926.	78,203	Net revenue realized during 1925-1926.	1,29,104
		Balance, net interest charges ..	3,50,658
Total ..	45,01,410	Total ..	45,01,410

No. 5.—Account of Indirect Charges for and to end of 1925-1926.

Particulars.	Previous.	1925-1926.	Total.
CAPITAL—	RS.	RS.	RS.
Capitalization of abatement of land revenue.	25,558	..	25,558
Leave and pension allowances	91,514	130	91,644
Audit and accounts	33	29	62
Total ..	1,17,105	159	1,17,264
REVENUE—			
Capitalization of abatement of land revenue.	2,554	..	2,554
Leave and pension allowances	1,18,665	2,767	1,21,432
Audit and accounts	1,778	621	2,399
Total ..	1,22,997	3,388	1,26,385
Grand Total ..	2,40,102	3,547	2,43,649

PALAR ANICUT SYSTEM—Canal Project—cont.

No. 6.—Statement comparing Charges to date with Sanctioned Estimates.

Particulars.	CHARGES AGAINST CLOSED SANCTIONS.			CURRENT SANCTIONS.			Total charges to date against old and current sanctions.	REMARKS.	
	Expenditure against construction estimate.	Expenditure against open canal sanction.	Total.	Charges to date.	Amount of sanctioned estimate.	Unspent balance of estimate.		G.O. No. and date.	Amount of estimate.
<i>Direct Charges.</i>	RS.	RS.	RS.				RS.		
Works	15,22,878	3,23,142	18,46,020	18,46,020		
Establishment	3,99,070	69,048	4,68,118	4,68,118		
Tools and plant	29,875	97	29,972	29,972		
Suspense account		
Total ..	19,51,823	3,92,287	23,44,110	23,44,110		
Less—Receipts on Capital Account	672	672	672		
Net Total ..	19,51,823	3,91,615	23,43,438	23,43,438		
<i>Indirect Charges.</i>									
Capitalized abatement of land revenue	23,654	2,504	25,558	25,558		
Leave and pension allowances	81,976	9,668	91,644	91,644		
Audit and accounts	62	62	62		
Total ..	1,05,030	12,234	1,17,264	1,17,264		
Grand Total ..	20,56,853	4,03,849	24,60,702	24,60,702		

POINEY ANICUT SYSTEM—*Canal Project.*

No. 2.—Capital Account for and to end of 1925-1926.

Heads of account.	DIRECT CHARGES.			Cost of construction as now estimated (construction estimate closed in 1827).	Expenditure against closed estimate
	Previous.	1925-1926.	Total.		
I. Works —	R		RS.	RS.	RS.
(1) Head Works—					
C. Works	79,036	..	79,036	79,036	79,036
Total ..	79,036	..	79,036	79,036	79,036
(2) Main Canals and Branches—					
B. Land
D. Regulators	1,655	..	1,655	1,655	1,655
E. Falls and weirs
F. River and mill torrent works
K. Buildings	3,636	..	3,636	3,636	3,636
L. Earthwork	1,34,971	..	1,34,971	1,34,971	1,34,971
N. Tanks and reservoirs	6,368	..	6,368	6,368	6,368
Total ..	1,46,630	..	1,46,630	1,46,630	1,46,630
(3) Distributaries—					
B. Land
C. Works	8,563	..	8,563	8,563	8,563
L. Earthwork
Total ..	8,563	..	8,563	8,563	8,563
(5) Special tools and plant
Total, Works ..	2,34,229	..	2,34,229	2,34,229	2,34,229
II. Establishment	60,568	..	60,568	60,568	60,568
III. Tools and Plant	266	..	266	266	266
Grand Total ..	2,95,063	..	2,95,063	2,95,063	2,95,063
A. Apportionment —					
Chargeable to 49. Irrigation	40,713	..	40,713
Do. to 43. Irrigation—Provincial	2,50,767	..	2,30,767
Do. to 55-A. Irrigation—1. Productive	23,583	..	23,583
Total ..	2,95,063	..	2,95,063

POINNEY ANICUT SYSTEM—Canal Project—
No. 3.—Revenue Account for and to end of 1925-1926.

Receipts.	TOTAL.			Charges.	TOTAL.		
	Previous.	1925-1926.	Total.		Previous.	1925-1926.	Total.
I. DIRECT RECEIPTS—	RS.	RS.	RS.	I. EXTENSIONS AND IMPROVEMENTS—	RS.	RS.	RS.
5. Receipts from plantations ..	3,490	148	3,638	(1) Head works	7,353	6	7,359
6. Receipts from other canal produce	8,405	125	8,530	(2) Main canals and branches	22,729	..	22,729
9. Rents of buildings	706	102	808	(3) Distributaries	45,028	2,553	47,581
11. Miscellaneous	4,543	2	4,545	(4) Drainage and protective works	49,029	..	49,029
				(5) Special tools and plant
				Total ..	1,24,139	2,559	1,26,698
Total, Revenue realized in Public Works Department ..	17,144	377	17,521	II. MAINTENANCE AND REPAIRS—			
Irrigation Revenue realized in Civil Department	24,15,540	72,013	24,87,553	(1) Head works	69,975	2,839	72,814
				(2) Main canals and branches	90,039	2,772	92,811
				(3) Distributaries	2,07,570	10,294	2,17,864
				(4) Drainage and protective works
				(5) Special tools and plant
				<i>Add—Unclassifiable outlay</i>	2,76,594	..	2,76,594
				Total ..	6,44,178	15,905	6,60,083
Total, Direct Receipts ..	24,32,684	72,390	25,05,074	Total, Extensions and Improvements and Maintenance and Repairs ..	7,68,317	18,464	7,86,781
II. INDIRECT RECEIPTS—				IV. ESTABLISHMENT	2,30,855	5,876	2,36,731
Share of Land Revenue collected in the Civil Department..	2,96,556	5,462	3,02,018	V. TOOLS AND PLANT	1,138	268	1,406
				VI. REFUNDS OF REVENUE	461	..	461
				Recoveries of expenditure	2	2
				Total, Direct Charges ..	10,00,771	24,606	10,25,377
				Share of collection charges in the Civil Department	1,35,549	3,871	1,39,420
				Indirect charges	33,308	1,008	34,316

Total, Public Works and Civil Departments, Revenue ..	27,29,240	77,852	28,07,092	Total, Direct and Indirect Charges ..	11,69,628	29,485	11,99,113
				* Deduct—Old maintenance charges saved to Government	55,588	4,332	59,915
				Net Total ..	11,14,045	25,153	11,39,198
				Balance, net revenue	16,15,195	62,699	16,67,894
Total, Receipts ..	27,29,240	77,852	28,07,092	Grand Total ..	27,29,240	77,852	28,07,092

* Direct—						Rs.
Extensions and improvements						3,057
Maintenance and repairs						66
Establishment						994
Tools and plant						45
				Total, Direct ..		4,162
Indirect						170
				Total, Direct and Indirect ..		4,332

IRRIGATION BRANCH.

PUBLIC WORKS DEPARTMENT.

POINEY ANICUT SYSTEM—*Canal Project*—cont.

No. 4.—Interest Account for and to end of 1925-1926.

	Amount.		Amount.
	RS.		RS.
Total interest charges to end of 1924-1925	4,98,691	Net revenue realized to end of 1924-1925	16,15,195
Total interest charges for the year 1925-1926	10,884	Net revenue during 1925-1926 ..	52,699
Balance, net revenue	11,58,319		
Total ..	16,67,894	Total ..	16,67,894

No. 5.—Account of Indirect Charges for and to end of 1925-1926.

Particulars.	Previous.	1925-1926.	Total.
	RS.	RS.	RS.
CAPITAL—			
Capitalization of abatement of land revenue	165	..	165
Leave and pension allowances	8,480	..	8,480
Audit and accounts	167	..	167
Total ..	8,812	..	8,812
REVENUE—			
Capitalization of abatement of land revenue	403	..	403
Leave and pension allowances	32,318	823	33,141
Audit and accounts	587	185	772
Total ..	33,308	1,008	34,316
Grand Total ..	42,120	1,008	43,128

POINEY ANICUT SYSTEM—*Canal Project*—cont.

No. 6.—Statement comparing Charges to date with Sanctioned Estimates.

Particulars.	CHARGES AGAINST CLOSED SANCTIONS			CURRENT SANCTIONS.			Total charges to date against old and current sanctions.	REMARKS.	
	Expenditure against construction estimate.	Expenditure against open canal sanction.	Total.	Charges to date.	Amount of sanctioned estimate.	Unspent balance of estimate.		G.O. No. and date.	Amount of estimate.
<i>Direct Charges.</i>									
Works	1,83,435	50,794	2,34,229	2,34,229		
Establishment	42,189	18,379	60,568	60,568		
Tools and plant	266	266	266		
Suspense account		
Total ..	2,25,624	69,134	2,95,063	2,95,063		
<i>Less— Receipts on Capital account</i>		
Net Total ..	2,25,624	69,139	2,95,063	2,95,063		
<i>Indirect Charges.</i>									
Capitalized abatement of land revenue ..	165	..	165	165		
Leave and pension allowances	5,907	2,573	8,480	8,480		
Audit and accounts	167	167	167		
Total ..	6,072	2,740	8,812	8,812		
Grand Total ..	2,31,696	72,179	3,03,875	3,03,875		

CHEYERU ANICUT SYSTEM—Canal Project.

No. 2.—Capital Account for and to end of 1925-1926.

Heads of account.	DIRECT CHARGES.			Cost of construction as now estimated (construction estimate closed on 31st March 1896).	Expenditure against closed estimate.
	Previous.	1925-1926.	Total.		
I. WORKS—					
(1) <i>Head Works—</i>					
C. Works	Rs. 56,860	Rs. ..	Rs. 56,860	Rs. 56,860	Rs. 56,860
Total	56,860	..	56,860	56,860	56,860
(2) <i>Main Canals and Branches—</i>					
A Preliminary expenses ..	542	..	542	542	542
B. Land	443	..	443	443	443
D. Regulators	9,586	..	9,586	9,586	9,586
E. River and hill torrent works.	498	..	498	498	498
F. (1) Other cross drainage works.	7,099	..	7,099	7,099	7,099
G. Bridges	11,934	..	11,934	11,934	11,934
K. Buildings	5,456	..	5,456	5,456	5,456
L. Earthwork	2,17,214	..	2,17,214	2,17,214	2,17,214
N. Tanks and reservoirs ..	29,756	..	29,756	29,756	29,756
O. Miscellaneous	2,098	..	2,098	2,098	2,098
Total	2,84,626	..	2,84,626	2,84,626	2,84,626
(3) <i>Distributaries—</i>					
B. Land	15,824	15,824	15,824	15,824
C. Works	50,605	24,221	16,384	30,864	10,184
L. Earthwork	26,622	26,622	26,622	26,622
O. Miscellaneous	1,257	1,257	1,257	1,257
Total	50,605	9,482	60,087	74,767	53,387
(5) Special tools and plant
Provision for unforeseen works
Total, Works	3,92,991	9,482	4,01,573	4,16,253	3,95,373
II. ESTABLISHMENT	96,616	3,017	99,633	1,02,883	97,663
III. TOOLS AND PLANT	318	137	455	783	365
Grand Total	4,89,925	12,636	5,01,661	5,19,919	4,93,401
Less—Receipts on capital account ..	50	..	50	50	50
Net Total	4,88,975	12,636	5,01,611	5,19,869	4,93,351
<i>Apportionment—</i>					
Chargeable to 49. Irrigation ..	58,224	..	58,224
Do. 43. Irrigation— Provincial.	3,98,916	..	3,98,916
Do. 55-A. Irrigation— 1. Productive.	31,835	12,436	44,471
Total	4,88,975	12,636	5,01,611

CHEYERU ANICUT SYSTEM—Canal Project.

No. 3.—Revenue Account for and to end of 1925-1926.

Receipts.	TOTAL.			Charges.	TOTAL.		
	Previous.	1925-1926.	Total.		Previous.	1925-1926.	Total.
	RS.	RS.	RS.		RS.	RS.	RS.
I. DIRECT RECEIPTS—				I. EXTENSIONS AND IMPROVEMENTS—			
5. Receipts from plantation ..	8,054	1,380	9,434	(1) Head works	10,464	668	11,132
6. Receipts from other canal produce	9,936	130	10,066	(2) Main canals and branches	22,825	45	22,870
9. Rents of buildings	1,453	177	1,630	(3) Distributaries	86,561	1,303	87,864
11. Miscellaneous	8,184	..	8,184	(4) Drainage and protective works	1,919	..	1,919
				(5) Special tools and plant
Total, Revenue realized in Public Works Department..	27,627	1,687	29,314	<i>Add—Unclassifiable outlay</i>	<i>39,441</i>	<i>..</i>	<i>39,441</i>
Irrigation Revenue realized in Civil Department	22,38,035	70,610	23,08,645	Total ..	1,61,210	2,016	1,63,226
Total, Direct Receipts ..	22,65,662	72,297	23,37,959	II. MAINTENANCE AND REPAIRS—			
				(1) Head works	42,002	2,109	44,111
				(2) Main canals and branches	1,32,932	3,635	1,36,567
				(3) Distributaries	4,68,733	20,324	4,89,057
				(4) Drainage and protective works	13,489	..	13,489
				(5) Special tools and plant
				<i>Add—Unclassifiable outlay</i>	<i>2,78,001</i>	<i>..</i>	<i>2,78,001</i>
				Total ..	9,35,157	26,068	9,61,225
				Total, Extensions and Improvements and Maintenance and Repairs	10,96,367	28,084	11,24,451
				IV. ESTABLISHMENT	3,19,240	8,936	3,28,176
				V. TOOLS AND PLANT	2,311	408	2,719
				VI. REFUNDS OF REVENUE	832	..	832
				Total, Direct Charges ..	14,18,750	37,428	14,56,178

CHEYERU ANICUT SYSTEM—*Canal Project*—cont.

No. 3.—Revenue Account for and to end of 1925-1926—*cont.*

Receipts.	TOTAL.			Charges.	TOTAL.		
	Previous.	1925-1926	Total.		Previous.	1925-1926	Total.
	RS.	RS.	RS.		RS.	RS.	RS.
II. INDIRECT RECEIPTS—				Share of collection charges in the Civil Department	1,22,324	3,695	1,26,019
Share of Land Revenue collected in the Civil Department ..	2,09,078	3,425	2,12,503	Indirect charges	45,785	1,532	47,317
Total, Public Works and Civil Departments, Revenue ..	24,74,740	75,722	25,50,462	Total, Direct and Indirect Charges ..	15,86,859	42,655	16,29,514
				* <i>Deduct</i> —Old maintenance charges saved to Government	57,062	4,448	61,510
				Net Total ..	15,29,797	38,207	15,68,004
				Balance, net revenue	9,44,943	37,515	9,82,458
Total, Receipts ..	24,74,740	75,722	25,50,462	Grand Total ..	24,74,740	75,722	25,50,462

* Direct—						RS.
Extensions and improvements						2,566
Maintenance and repairs						640
Establishment						1,020
Tools and plan						47
				Total, Direct ..		4,273
Indirect						175
				Total, Direct and Indirect ..		4,448

CHEYERU ANICUT SYSTEM—*Canal Project*—cont.

No. 4.—Interest Account for and to end of 1925-1926.

	Amount.		Amount.
	rs.		rs.
Total interest charges to end of 1924-1925	7,42,344	Net revenue realized to end of 1924-1925	9,44,943
Total interest charges for the year 1925-1926	17,775	Net revenue realized during 1925-1926	37,616
Balance, net revenue	2,22,339		
Total	9,82,458	Total	9,82,458

No. 5 — Account of Indirect Charges for and to end of 1925-1926

Particulars.	Previous.	1925-1926.	Total.
	RS.	RS.	RS.
CAPITAL—			
Capitalization of abatement of land revenue.	744	..	744
Leave and pension allowances	13,526	422	13,948
Audit and accounts	229	95	324
Total	14,499	517	15,016
REVENUE —			
Leave and pension allowances	44,693	1,251	45,944
Audit and accounts	1,092	281	1,373
Total	45,785	1,532	47,317
Grand Total	60,284	2,049	62,333

CHEYERU ANICUT SYSTEM—Canal Project—cont.

No. 6.—Statement comparing Charges to date with Sanctioned Estimates.

Particulars.	CHARGES AGAINST CLOSED SANCTIONS.			CURRENT SANCTIONS.			Total charges to date against old and current sanctions.	REMARKS.	
	Expenditure against construction estimate.	Expenditure against open canal sanction.	Total.	Charges to date.	Amount of sanctioned estimate.	Unspent balance of estimate.		G.O. No. and date.	Amount of estimate.
<i>Direct charges.</i>	RS.	RS.	RS.	RS.	RS.	RS.	RS.		RS.
Works	3,20,865	74,508	3,95,373	6,200	20,880	14,680	4,01,573		
Establishment	73,542	24,121	97,663	1,970	5,220	3,250	99,633		
Tools and plant	365	365	90	418	328	455		
Suspense account		
Total	3,94,407	98,994	4,93,401	8,260	26,518	18,258	5,01,661		
Less—Receipts on capital account	50	50	50	Mis. 209 I., 26th July 1923.	20,860
Net Total	3,94,407	98,944	4,93,351	8,260	26,518	18,258	5,01,611		
<i>Indirect charges.</i>									
Capitalized abatement of land revenue	744	..	744	744		
Leave and pension allowances	10,296	3,376	13,672	276	..	— 276	13,948		
Audit and accounts	262	262	62	..	— 62	324		
Total	11,040	3,638	14,678	338	..	— 338	15,016		
Grand Total	4,05,447	1,02,582	5,08,029	8,598	26,518	17,920	5,16,627		
								Total ..	20,880

TIRUKKÖYLÖR ANICUT SYSTEM—*Canal Project.*

No. 2.—Capital Account for and to end of 1925-1926.

Heads of account.	DIRECT CHARGES.			Cost of construction as now estimated (construction estimate closed in March 1896).	Expenditure against closed estimate.
	Previous.	1925-26.	Total.		
I. Works—	RS.	RS.	RS.	RS.	RS.
(1) <i>Head works—</i>					
C. Works	1,27,855	..	1,27,855	1,29,233	1,23,263
Total	1,27,855	..	1,27,855	1,29,233	1,23,263
(2) <i>Main Canals and Branches—</i>					
B. Land	7,327	..	7,327	7,327	7,327
D. Regulators	9,304	..	9,304	9,304	9,304
E. Falls and weirs	19,421	..	19,421	19,685	12,786
F. River and hill torrent work
F. (1) Other cross drainage works	8,577	..	8,577	8,577	8,577
G. Bridges	1,453	..	1,453	1,453	1,453
H. Escapes	1,378	..	1,378	1,378	1,378
K. Buildings	1,970	..	1,970	1,970	1,970
L. Earthwork	1,06,858	..	1,06,858	1,06,858	1,06,858
N. Tanks and reservoirs.	13,542	..	13,542	13,542	13,542
O. Miscellaneous	4,920	..	4,920	4,920	4,920
Total	1,74,750	..	1,74,750	1,74,915	1,68,115
(3) <i>Distributaries—</i>					
C. Works	8,904	..	8,904	8,904	8,904
L. Earthwork	1,588	..	1,588	1,588	1,588
O. Miscellaneous
Total	10,492	..	10,492	10,492	10,492
(5) Special tools and plant
Total, Works	3,13,097	..	3,13,097	3,14,640	3,01,870
II. ESTABLISHMENT	69,504	..	69,504	68,209	64,889
III. TOOLS AND PLANT	65	..	65	266	..
Grand Total	3,82,666	..	3,82,666	3,83,105	3,66,759
Apportionment chargeable to 49. Irrigation	33,500	..	33,500
Apportionment chargeable to 43. Irrigation—Provincial	3,33,259	..	3,33,259
Apportionment chargeable to 65-A. Irrigation— I. PRODUCTIVE	16,907	..	16,907
Total	3,82,666	..	3,82,666

TIRUKKÖYILUR ANICUT SYSTEM—Canal Project—cont.
No. 3.—Revenue Account for and to end of 1925-1926.

Receipts.	TOTAL.			Charges.	TOTAL.		
	Previous.	1925-26.	Total.		Previous.	1925-26.	Total.
I. DIRECT RECEIPTS—	RS.	RS.	RS.	I. EXTENSIONS AND IMPROVEMENTS—	RS.	RS.	RS.
5. Receipts from plantations ..	29,480	2,984	32,464	(1) Head works	4,289	223	4,512
6. Receipts from other canal produce	5,773	36	5,809	(2) Main canals and branches	49,509	2,225	51,734
9. Rents of buildings	633	3	636	(3) Distributaries	50,492	305	50,797
Fines	2	..	2	(4) Drainage and protective works	20,015	..	20,015
11. Miscellaneous	868	16	884	(5) Special tools and plants
Total, Revenue realized in Public Works Department.	36,756	3,039	39,795	Total ..	1,24,305	2,753	1,27,058
Irrigation Revenue realized in Civil Department	19,85,177	70,396	20,55,573	II. MAINTENANCE AND REPAIRS—			
				(1) Head works	66,060	1,654	67,714
				(2) Main canals and branches	2,62,549	4,408	2,73,957
Total, Direct Receipts	20,21,933	73,435	20,95,368	(3) Distributaries	1,14,922	5,526	1,20,448
				(4) Drainage and protective works	8,680	..	8,680
II. INDIRECT RECEIPTS—				(5) Special tools and plants
Share of Land Revenue collected in the Civil Department ..	1,71,460	3,362	1,74,822	<i>Add—Unclassifiable outlay ..</i>	1,95,063	..	1,95,063
				Total ..	6,54,274	11,588	6,65,862

Total, Public Works and Civil Departments, Revenue	21,93,393	76,797	22,70,190	Total, Extensions and Improvements and Maintenance and Repairs	7,78,579	14,341	7,92,920
				IV. ESTABLISHMENT	2,24,675	4,564	2,29,239
				V. TOOLS AND PLANT	1,581	208	1,789
				VI. REFUNDS OF REVENUE	303	..	303
				Total, Direct Charges ..	10,05,138	19,113	10,24,251
				Share of collection charges in the Civil Department	1,07,832	3,688	1,11,520
				Indirect Charges	32,433	782	33,215
				Total, Direct and Indirect Charges ..	11,45,403	23,583	11,68,986
				* Deduct—Old maintenance charges saved to Government	87,345	6,843	94,188
				Net Total ..	10,58,058	16,740	10,74,798
				Balance, net revenue ..	11,35,335	60,057	11,95,392
Total, Receipts ..	21,93,393	76,797	22,70,190	Grand Total ..	21,93,393	76,797	22,70,190

* Direct —

Extensions and improvements	1,972
Maintenance and repairs	2,960
Establishment	1,570
Tools and plant	72
Total, Direct ..	6,574
Indirect	259
Total, Direct and Indirect ..	6,843

IRRIGATION BRANCH.

PUBLIC WORKS DEPARTMENT.

TIRUKKÖYLÜR ANICUT SYSTEM—*Canal Project*—cont.

No. 4.—Interest Account for and to end of 1925-1926.

	Amount.		Amount.
	RS.		RS.
Total interest charges to end of 1924-1925.	5,73,455	Net revenue realized to end of 1924-1925.	11,35,335
Total interest charges for the year 1925-1926.	13,022	Net revenue realized during 1925-1926.	60,057
Balance, net revenue	6,08,915		
Total ..	11,95,392	Total ..	11,95,392

No. 5.—Account of Indirect Charges for and to end of 1925-1926.

Particulars.	Previous.	1925-1926.	Total.
CAPITAL—	RS.	RS.	RS.
Capitalization of abatement of land revenue.	105	..	105
Leave and pension allowances ..	9,731	..	9,731
Audit and accounts	112	..	112
Total ..	9,948	..	9,948
REVENUE—			
Capitalization of abatement of land revenue.	290	..	290
Leave and pension allowances ..	31,455	633	32,094
Audit and accounts	688	143	831
Total ..	32,433	782	33,215
Grand Total ..	42,381	782	43,163

TIRUKKÖYLÜR ANICUT SYSTEM—*Canal Project*—cont.

No. 6.—Statement comparing Charges to date with Sanctioned Estimates

Particulars.	CHARGES AGAINST CLOSED SANCTIONS.			CURRENT SANCTIONS.			Total charges to date against old and current sanctions.	REMARKS.	
	Expenditure against construction estimate.	Expenditure against open canal sanction.	Total.	Charges to date.	Amount of sanctioned estimate.	Unspent balance of estimate.		G.O. No. and date.	Amount of estimate.
	RS.	RS.	RS.	RS.	RS.	RS.	RS.		RS.
<i>Direct Charges.</i>									
Works	2,01,591	1,00,279	3,01,870	11,227	12,770	1,543	3,13,097	Mis. 179 I.,	6,800
Establishment	46,361	18,528	64,889	4,615	3,320	— 1,295	69,504	11th June 1921.	
Tools and plant	66	256	191	65	Mis. 321 I.,	5,970
Suspense account	23rd August 1921.	
Total ..	2,47,952	1,18,807	3,66,759	15,907	16,346	439	3,82,666	Total ..	12,770
<i>Less—Receipts on Capital Account</i>		
Net Total ..	2,47,952	1,18,807	3,66,759	15,907	16,316	439	3,82,666		
<i>Indirect Charges.</i>									
Capitalized abatement of Land Revenue	28	77	105	105		
Leave and pension allowances	6,490	2,594	9,084	647	..	— 647	9,731		
Audit and accounts	112	..	— 112	112		
Total ..	6,518	2,671	9,189	759	..	— 759	9,948		
Grand Total ..	2,54,470	1,21,478	3,75,948	16,666	16,346	— 320	3,92,614		

SHATIATOPE ANICUT SYSTEM—*Canal Project.*

No. 2.—Capital Account for and to end of 1925–1926.

Heads of account.	DIRECT CHARGES.			Cost of construction as now estimated (closed in 31st March 1895).	Expenditure against closed estimate.
	Previous.	1925-1926.	Total.		
WORKS—	RS.	RS.	RS.	RS.	RS.
(1) <i>Head Works—</i>					
C. Works	2,31,572	..	2,31,572	2,31,572	2,31,572
K. Buildings	4,819	..	4,819	4,819	4,819
Total ..	2,36,391	..	2,36,391	2,36,391	2,36,391
(2) <i>Main Canal and Branches—</i>					
A. Preliminary expenses--old outlay.	4,420	..	4,420	4,420	4,420
B. Land	1,40,970	1,457	1,42,427	1,44,970	1,40,970
D. Regulators	52,334	..	52,334	1,11,630	52,334
E. Falls and weirs	82,248	..	82,248	82,248	82,248
F. River and hill torrent works.	17,625	..	17,625	17,625	17,625
G. Bridges	30,975	..	30,975	30,975	30,975
H. Escapes	2,599	..	2,599	2,599	2,599
I. Navigation works	11,236	..	11,236	11,236	11,236
K. Buildings	8,176	..	8,176	11,156	8,176
L. Earthwork	1,73,253	..	1,73,253	1,73,953	1,73,253
N. Tanks and reservoirs	13,196	..	13,196	13,196	13,196
O. Miscellaneous	4,950	..	4,950	15,554	4,950
Total ..	5,41,982	1,457	5,43,439	6,19,552	5,41,982
(3) <i>Distributaries—</i>					
B. Land	1,770	..	1,770	1,770	1,770
C. Works	20,439	..	20,439	20,439	20,439
L. Earthwork	6,512	..	6,512	6,512	6,512
O. Miscellaneous	3,312	..	3,312	3,312	3,312
Total ..	32,033	..	32,033	32,033	32,033
(4) <i>Drainage—</i>					
C. Works	84	..	84	23,000	..
(5) <i>Special Tools and Plant—</i>					
Total works ..	8,10,490	1,457	8,11,947	9,10,986	8,10,406
II. ESTABLISHMENT	1,04,760	464	1,05,224	1,29,294	1,04,724
III. TOOLS AND PLANT	115	21	136	2,011	115
Grand Total ..	9,15,365	1,942	9,17,307	10,42,291	9,15,245
<i>Apportionment—</i>					
Chargeable to 49. Irrigation ..	5,03,811	..	5,03,811
Do. 43. do. ..	4,07,014	..	4,07,014
Provincial	4,07,014	..	4,07,014
Chargeable to 35. Provincial—					
Irrigation Works—Imperial.	4,420	..	4,420
Do. to 55-A Irrigation—					
I. Productive	120	1,942	2,062
Total ..	9,15,365	1,942	9,17,307

SHATIATOPE ANICUT SYSTEM—*Canal Project*—cont.
No. 3.—Revenue Account for and to end of 1925-1926.

81

Receipts.	TOTAL.			Charges.	TOTAL.		
	Previous.	1925-1926.	Total.		Previous.	1925-1926.	Total.
	RS.	RS.	RS.		RS.	RS.	RS.
I. DIRECT RECEIPTS—				I. EXTENSIONS AND IMPROVEMENTS—			
5. Receipts from plantations.	14,973	536	15,509	(1) Head works	7,017	1,024	8,041
6. Receipts from other canal produce	4,539	228	4,767	(2) Main canals and branches	38,375	449	38,824
9. Rents of buildings	1,104	125	1,229	(3) Distributaries	25,258	542	25,800
10. Fines	4	..	4	(4) Drainage and protective works	661	..	661
11. Miscellaneous	472	— 33	439	(5) Special tools and plant
Deduct—Refunds	1	..	1	Add—Unclassifiable outlay	21,316	..	21,316
				Total ..	92,627	2,015	94,642
Total, Revenue realized in Public Works Department.	21,091	856	21,947	II. MAINTENANCE AND REPAIRS—			
Irrigation Revenue realized in Civil Department ..	45,99,589	1,16,918	47,16,507	(1) Head works	94,132	1,628	95,760
				(2) Main canals and branches	3,08,615	9,865	3,18,480
				(3) Distributaries	94,984	6,312	1,01,296
				(4) Drainage and protective works	2,934	..	2,934
				(5) Special tools and plant
				Add—Unclassifiable outlay	2,87,678	..	2,87,678
				Total ..	7,88,343	17,805	8,06,148
Total Direct Receipts ..	46,20,680	1,17,774	47,38,454	Total, Extensions and Improvements and Maintenance and Repairs ..	8,80,970	19,820	9,00,790
				IV. ESTABLISHMENT	2,82,068	6,307	2,88,375

ADMINISTRATIVE ACCOUNTS FOR THE YEAR 1925-26.

225

MADRAS PRESIDENCY

SMATIATOPPE ANICUT SYSTEM—*Canal Project*—cont.

No. 3.—Revenue Account for and to end of 1925-1926—*cont.*

Receipts.	TOTAL.			Charges.	TOTAL.		
	Previous.	1925-1926.	Total.		Previous.	1925-1926.	Total.
	RS.	RS.	RS.		RS.	RS.	RS.
II. INDIRECT RECEIPTS—				V. TOOLS AND PLANT	2,050	288	2,338
Share of land revenue collected in the Civil Department.	11,54,332	15,209	11,69,541	VI. REFUNDS OF REVENUE	249	..	249
				Total, Direct Charges	11,65,337	26,415	11,91,752
				Share of collection charges in the Civil Department	2,87,695	6,608	2,94,301
				Indirect charges	40,853	1,081	41,934
				Total, Direct and Indirect Charges ..	14,93,885	34,102	15,27,987
Total, Public Works and Civil Departments, Revenue	57,75,012	1,32,983	59,07,995	*Deduct—Old maintenance charges saved to Government	29,115	2,280	31,395
				Total ..	14,64,770	31,822	14,96,592
				Balance, net revenue	43,10,242	1,01,161	44,11,403
Total, Receipts ..	57,75,012	1,32,983	59,07,995	Grand Total ..	57,75,012	1,32,983	59,07,995

* Direct—

Extensions and improvements	RS.	64
Maintenance and repairs	1,580	
Establishment	523	
Tools and plant	24	
Total, Direct ..	2,191	
Indirect	89	
Total, Direct and Indirect ..	2,280	

ADMINISTRATIVE ACCOUNTS
FOR THE YEAR 1925-26.

MADRAS PRESIDENCY.

SHATIATOPE ANICUT SYSTEM—*Canal Project*—cont.

No. 4.—Interest Account for and to end of 1925-1926.

	Amount.		Amount.
	RS.		RS.
Total interest charges to end of 1924-1925.	6,82,383	Net revenue realized to end of 1924-1925.	43,10,242
Total interest charges for the year 1925-1926.	30,491	Net revenue realized during 1925-1926.	1,01,161
Balance net revenue	36,98,529		
Total ..	44,11,403	Total ..	44,11,403

No. 5.—Account of Indirect Charges for and to end of 1925-1926.

Particulars.	Previous.	1925-1926.	Total.
CAPITAL—	RS.	RS.	RS.
Capitalized abatement of land revenue	42,609	9	42,618
Leave and pension allowances	14,667	65	14,732
Audit and accounts	1	15	16
Total ..	57,277	89	57,366
REVENUE—			
Capitalized abatement of land revenue	379	..	379
Leave and pension allowances	39,486	883	40,369
Audit and accounts	988	198	1,186
Total ..	40,853	1,081	41,934
Grand Total ..	98,130	1,170	99,300

SHATIATOFI ANICUT SYSTEM—*Canal Project*—cont.

No. 6.—Statement comparing Charges to date with Sanctioned Estimates.

Particulars.	CHARGES AGAINST CLOSED SANCTIONS.			CURRENT SANCTIONS.			Total charges to date against old and current sanctions.	REMARKS.	
	Expenditure against construction estimate.	Expenditure against open canal sanction.	Total.	Charges to date.	Amount of sanctioned estimate.	Unspent balance of estimate.		G.O. No. and date.	Amount of estimate.
<i>Direct Charges.</i>									
Works	Rs. 1,09,182	Rs. 7,01,224	Rs. 8,10,406	Rs. 1,541	Rs. 1,00,580	Rs. 99,039	Rs. 8,11,947	Mis. 136 I., 26th April 1920.	Rs. 23,000
Establishment	24,702	80,022	1,04,724	500	24,570	24,070	1,05,224		
Tools and plant	115	115	21	1,895	1,875	136		
Suspense account		
Total	1,33,884	7,81,361	9,15,245	2,062	1,27,046	1,24,984	9,17,307	Mis. 235 I., 4th June 1925. Suppl. 120, Irrn. 26th February 1926.	Rs. 74,600
Less—Receipts on Capital account		
Net Total	1,23,884	7,81,361	9,15,245	2,062	1,27,046	1,24,984	9,17,307		
<i>Indirect Charges.</i>									
Capitalized abatement of land revenue	42,609	42,609	9	..	— 9	42,618	Total ..	Rs. 1,00,580
Leave and pension allowances	3,457	11,205	14,662	70	..	— 70	14,732		
Audit and accounts	16	..	— 16	16		
Total	3,457	53,814	57,271	95	..	— 95	57,566		
Grand Total	1,27,341	8,35,175	9,62,516	2,157	1,27,046	1,24,889	9,74,573		

IRRIGATION BRANCH.

PUBLIC WORKS DEPARTMENT.

TOLUDUR PROJECT—*Tank Project.*

No. 2.—Capital Account for and to end of 1925-1926.

Heads of account.	DIRECT CHARGES.			Cost of construction as now estimated.	Expenditure against closed estimate.
	Previous.	1925-1926.	Total.		
1	2	3	4	5	6
I. WORKS—	RS.	RS.	RS.	RS.	
(1) <i>Head Works—</i>					
A. Preliminary expenses	3,402	40	3,442	9,500	..
B. Land	50,486	— 450	50,036	66,750	..
C. Works	4,53,250	14	4,53,264	5,94,560	..
K. Buildings	21,002	..	21,002	21,000	..
L. Earthwork	8,29,111	6,154	8,35,265	11,65,600	..
O. Miscellaneous	7,076	..	7,076	11,900	..
P. Maintenance	4,807	..	4,807	5,000	..
Unforeseen works	5,000	..
Total ..	13,74,114	5,758	13,79,872	18,79,310	..
(2) <i>Main Canals and Branches—</i>					
A. Preliminary expenses.	1,185	..	1,185	5,800	..
B. Land	38,398	..	38,398	56,700	..
C. Works
D. Regulators	18,901	380	19,281	33,600	..
E. Falls and weirs	23,638	257	23,895	26,200	..
F. (1) Other cross drainage works.	8,675	90	8,765	14,280	..
G. Bridges	8,553	1	8,554	20,200	..
K. Buildings
L. Earthwork	52,042	..	52,042	61,880	..
O. Miscellaneous	1,220	..	1,220	2,300	..
P. Maintenance	3,420	..	3,420	4,950	..
Unforeseen works.	14,780	..
Total ..	1,56,332	728	1,57,060	2,40,690	..
(3) <i>Distributaries—</i>					
A. Preliminary expenses.	971	..	971	1,200	..
B. Land	38,688	..	38,688	74,500	..
C. Works	42,212	6,641	48,853	72,400	..
L. Earthwork
O. Miscellaneous
P. Maintenance
Unforeseen works	2,900	..
Total ..	81,871	6,641	88,512	1,51,000	..
(5) <i>Special Tools and Plant—</i>	— 5,499	— 13,448	— 18,947
Provision for unforeseen works.
Total, Works ..	16,06,818	— 321	16,06,497	22,71,000	..

TOLUDUR PROJECT—*Tank Project*--cont.No. 2.—Capital Account for and to end of 1925-1926—*cont.*

Heads of account.	DIRECT CHARGES.			Cost of construction as now estimated.	Expenditure against closed estimate.
	Previous.	1925-1926.	Total.		
1	2	3	4	5	6
II. ESTABLISHMENT ..	RS. 4,72,259	RS. — 102	RS. 4,72,157	RS. 3,89,772	..
III. TOOLS AND PLANT ..	3,05,971	— 5	3,05,966	3,01,309	..
(a) Grand Total ..	23,85,048	— 428	23,84,620	29,62,081	..
V. <i>Less</i> —Receipts on capital account.	7,800	585	8,385	2,081	..
(a) Net Total ..	23,77,248	— 1,013	23,76,235	29,60,000	..
Chargeable to 49. Irrigation Works.	17,48,578	..	17,48,578
Chargeable to 55-A. Irrigation Works—Productive.	6,28,670	— 1,013	6,27,657
Total ..	23,77,248	— 1,013	23,76,235

TOLUDUR PROJECT—*Tank Project*—cont.

No. 3.—Revenue Account for and to end of 1925-1926.

Receipts.	TOTAL.			Charges.	TOTAL.		
	Previous.	1925-1926.	Total.		Previous.	1925-1926.	Total.
	RS.	RS.	RS.		RS.	RS.	RS.
DIRECT RECEIPTS—				I. EXTENSIONS AND IMPROVEMENTS—			
6. Receipts from other canal produce	(1) Head works	1,905	121	2,026
9. Rents of buildings	(2) Main canals and branches
11. Miscellaneous	(3) Distributaries
				(4) Drainage and protective works
				(5) Special tools and plant
				Total ..	1,905	121	2,026
Total, Revenue realized in Public Works Department	II. MAINTENANCE AND REPAIRS—			
Irrigation Revenue realized in Civil Department	47,188	73,528	1,20,716	(1) Head works	4,240	6,702	10,942
				(2) Main canals and branches	361	4,509	4,870
				(3) Distributaries	42	415	457
				(4) Drainage and protective works
				(5) Special tools and plant
				<i>Add—Unclassifiable outlay</i>
Total, Direct Receipts ..	47,188	73,528	1,20,716	Total ..	4,643	11,626	16,269
				Total, Extensions and Improvements and Maintenance and Repairs	6,548	11,747	18,295
II. INDIRECT RECEIPTS—				IV. ESTABLISHMENT	2,593	3,738	6,331
Share of Land Revenue collected in the Civil Department	V. TOOLS AND PLANT	66	170	236
				VI. REFUNDS OF REVENUE
Total, Public Works and Civil Departments, Revenue	47,188	73,528	1,20,716	Total, Direct Charges ..	9,207	15,655	24,862
				Share of collection charges in the Civil Department	2,359	3,676	6,035
Total, Receipts	Indirect Charges	429	640	1,069
Net deficit, if any	Total, Direct and Indirect Charges ..	11,995	19,971	31,966
				Balance, net revenue ..	35,193	53,557	88,750
Total, Receipts ..	47,188	73,528	1,20,716	Grand Total ..	47,188	73,528	1,20,716

TOLUDUR PROJECT—*Tank Project*—cont.

No. 4.—Interest Accounts for and to end of 1925–1926.

	Amount.		Amount.
	RS.		RS.
Total interest charges to end of 1924–1925	6,60,129	Net revenue realized to end of 1924–1925	35,193
Total interest charges for the year 1925–1926	1,08,086	Net revenue realized during 1925–1926	53,557
		Balance net interest charges ..	6,79,465
Total ..	7,68,215	Total ..	7,68,215

No. 5.—Account of Indirect Charges for and to end of 1925–1926.

Particulars.	Previous.	1925–1926.	Total.
CAPITAL—	RS.	RS.	RS.
Capitalization of abatement of land revenue ..	1,80,294	166	1,80,460
Leave and pension allowances	65,116	—14	65,102
Audit and accounts	4,569	—3	4,566
Total ..	2,50,979	149	2,51,128
REVENUE—			
Capitalization of abatement of land revenue
Leave and pension allowances	363	523	886
Audit and accounts	66	117	183
Total ..	429	640	1,069
Grand Total ..	2,51,408	789	2,52,197

TOLUDUR PROJECT—Tank Project—cont.

No. 6.—Statement comparing Charges to date with Sanctioned Estimates.

Particulars.	CHARGES AGAINST CLOSED SANCTIONS.			CURRENT SANCTIONS.			Total charges to date against old and current sanctions.	REMARKS.	
	Expenditure against construction estimate.	Expenditure against open canal sanction.	Total.	Charges to date.	Amount of sanctioned estimate.	Unspent balance of estimate.		G.O. No. and date.	Amount of estimate.
<i>Direct Charges.</i>				RS.	RS.	RS.		<i>Direct.</i>	RS.
Works	16,06,497	22,71,000	6,64,503	..	111 I., dated 20th March 1918.	22,71,000
Establishment	4,72,157	3,89,772	— 82,385	..		
Tools and plant	3,05,966	3,01,209	— 4,657	..		
Suspense account	<i>Indirect</i>	2,50,000
Total	23,84,620	29,62,081	5,77,461	..		
<i>Less—Receipts on Capital Account.</i>	8,385	2,081	— 6,304	..		
Net Total	23,76,235	29,60,000	5,83,765	..		
<i>Indirect Charges.</i>									
Capitalized abatement of land revenue.	1,80,460	1,95,432	14,972	..		
Leave and pension allowances	66,102	54,568	— 11,534	..		
Audit and accounts	4,566	..	— 4,566	..		
Total	2,51,128	2,50,000	— 1,128	..		
Grand Total	26,27,363	32,10,000	5,82,637	..		

MEHAMATTUR ANICUT SYSTEM—*Canal Project.*

No. 2.—Capital Account for and to end of 1925-1926.

Heads of account.	DIRECT CHARGES.			Cost of construction as now estimated (construction estimate closed in March 1891).	Expenditure against closed estimate.
	Previous.	1925-1926.	Total.		
I. WORKS—	RS.		RS.	RS.	RS.
(1) <i>Head Works—</i> C. Works ..	56,967	..	56,967	56,967	56,967
(2) Main canals and branches— E. Falls and weirs ..	1,844	..	1,844	1,844	1,844
(3) <i>Distributaries—</i> C. Works ..	563	..	563	563	563
Total, Works ..	59,374	..	59,374	59,374	59,374
II. ESTABLISHMENT ..	13,990	..	13,990	13,990	13,990
III. TOOLS AND PLANT ..	8	..	8	8	8
(a) Grand Total ..	73,372	..	73,372	73,372	73,372
Chargeable to 43. Provincial Irrigation ..	72,538	..	72,538
Chargeable to 55-A. Irriga- tion—1. Productive ..	834	..	834
Total ..	73,372	..	73,372

MEHAMATTUR ANICUT SYSTEM—Canal Project—cont.
No. 3.—Revenue Account for and to end of 1925-1926.

Receipts.	TOTAL.			Charges.	TOTAL.		
	Previous.	1925-1926.	Total.		Previous.	1925-1926.	Total.
I. DIRECT RECEIPTS—	RS.	RS.	RS.	I. EXTENSIONS AND IMPROVEMENTS—	RS.	RS.	RS.
5. Receipts from plantations ..	1,218	57	1,275	(1) Head works	2,920	..	2,920
6. Receipts from other canal produce	2,590	115	2,705	(2) Main canals and branches	13,384	..	13,384
9. Rents of buildings ..	92	2	94	(3) Distributaries	5,078	..	5,078
11. Miscellaneous	48	..	48	(4) Drainage and protective works
Total, Revenue realized in Public Works Department	3,948	174	4,122	(5) Special tools and plant
Irrigation revenue realized in Civil Department	6,22,382	20,327	6,42,709	Add—Unclassifiable outlay	9,521	..	9,521
Total, Direct Receipts.	6,26,330	20,501	6,46,831	Total ..	30,903	..	30,903
				II. MAINTENANCE AND REPAIRS—			
				(1) Head works	43,146	588	43,734
				(2) Main canals and branches	55,690	604	56,294
				(3) Distributaries	25,756	1,205	26,961
				(4) Drainage and protective works	443	443
				(5) Special tools and plant
				Add—Unclassifiable outlay	45,826	..	45,826
				Total ..	1,70,418	2,840	1,73,258
				Total, Extensions and Improvements and Maintenance and Repairs ..	2,01,321	2,840	2,04,161
				IV. ESTABLISHMENT	49,031	903	49,934
				V. TOOLS AND PLANT	326	41	367
				VI. REFUNDS OF REVENUE	4	..	4
				Total, Direct Charges ..	2,50,682	3,784	2,54,466

ADMINISTRATIVE ACCOUNTS FOR THE YEAR 1925-26.

MEHAMATTUR ANICUT SYSTEM—Canal Project—cont.

No. 3.—Revenue Account for and to end of 1925-1926—cont.

Receipts.	TOTAL.			Charges.	TOTAL.		
	Previous.	1925-1926.	Total.		Previous.	1925-1926.	Total.
	RS.	RS.	RS.		RS.	RS.	RS.
II. INDIRECT RECEIPTS—				Share of collection charges in the Civil Department	31,273	1,019	32,292
Share of land revenue collected in the Civil Department ..	3,078	51	3,129	Indirect charges	7,368	154	7,522
Total, Public Works and Civil Departments, Revenue ..	6,29,408	20,552	6,49,960	Total, Direct and Indirect Charges ..	2,87,323	4,957	2,94,280
				<i>Deduct</i> —Old maintenance charges saved to Government (a)	20,987	881	21,868
Total, Receipts ..	6,29,408	20,552	6,49,960	Net Total ..	2,68,336	4,076	2,72,412
				Balance, net revenue	3,61,072	16,476	3,77,548
				Grand Total ..	6,29,408	20,552	6,49,960

(a) Extensions and improvements	RS.	126
Maintenance and repairs	510	
Establishment	202	
Tools and plant	9	
Total, Direct Charges ..	847	
Indirect Charges	34	
Total, Direct and Indirect ..	881	

ADMINISTRATIVE ACCOUNTS
FOR THE YEAR 1925-26.

MADRAS PRESIDENCY.

MEHAMATTUR ANICUT SYSTEM—*Canal Project*—cont.

No. 4.—Interest Account for and to end of 1925-1926.

	Amount.		Amount.
	RS.		RS.
Total interest charges to end of 1924-1925.	1,46,916	Net revenue realized to end of 1924-1925.	3,61,072
Total interest charges for the year 1925-1926.	2,489	Net revenue realized during 1925-1926.	16,476
Balance, net revenue	2,28,143		
Total ..	3,77,548	Total ..	3,77,548

No. 5.—Account of Indirect Charges for and to end of 1925-1926.

Particulars.	Previous.	1925-1926.	Total.
	RS.	RS.	RS.
CAPITAL—			
Capitalization of abatement of land revenue.	45	..	45
Leave and pension allowances	1,958	..	1,958
Audit and accounts	6	..	6
Total ..	2,009	..	2,009
REVENUE—			
Capitalization of abatement of land revenue.	354	..	354
Leave and pension allowances	6,860	126	6,986
Audit and accounts	154	26	182
Total ..	7,368	154	7,522
Grand Total ..	9,377	154	9,531

MEHAMATTUR ANICUT SYSTEM—Canal Project—cont.

No. 6.—Statement comparing Charges to date with Sanctioned Estimates.

Particulars.	CHARGES AGAINST CLOSED SANCTIONS.			CURRENT SANCTIONS.			Total charges to date against old and current sanctions.	REMARKS.	
	Expenditure against construction estimate.	Expenditure against open canal sanction.	Total.	Charges to date.	Amount of sanctioned estimate.	Unspent balance of estimate.		G.O. No. and date.	Amount of estimate.
<i>Direct Charges.</i>	RS.	RS.	RS.				RS.		
Works	56,289	3,085	59,374	59,374		
Establishment	12,946	1,044	13,990	13,990		
Tools and plant	8	8	8		
Suspense account		
Total ..	69,235	4,137	73,372	73,372		
Less—Receipts on Capital Account		
Net Total ..	69,235	4,137	73,372	73,372		
<i>Indirect Charges.</i>									
Capitalized abatement of land revenue	45	45	45		
Leave and pension allowances	1,812	146	1,958	1,958		
Audit and accounts	6	6	6		
Total ..	1,812	197	2,009	2,009		
Grand Total ..	71,047	4,334	75,381	75,381		

ADMINISTRATIVE ACCOUNTS
FOR THE YEAR 1925-26.

MADRAS PRESIDENCY.

VRIDDHACHALAM ANICUT SYSTEM—*Canal Project.*
No. 2.—Capital Account for and to end of 1925-1926.

Heads of account.	DIRECT CHARGES.			Cost of construction as now estimated (construction estimate closed in March 1893).	Expenditure against closed estimate.
	Previous.	1925-1926.	Total.		
I. WORKS—	RS.		RS.	RS.	RS.
(1) <i>Head Works—</i>					
B. Land
C. Works	58,094	..	58,094	58,094	58,094
O. Miscellaneous
Total	58,094	..	58,094	58,094	58,094
(2) <i>Main Canals and Branches—</i>					
B. Land	158	..	158	158	158
D. Regulators	4,049	..	4,049	4,049	4,049
E. Falls and Weirs	6,315	..	6,315	6,315	6,315
L. Earthwork
Total	10,522	..	10,522	10,522	10,522
Total, Works	68,616	..	68,616	68,616	68,616
II. ESTABLISHMENT	15,575	..	15,575	15,575	15,575
III. TOOLS AND PLANT
Grand Total *	84,191	..	84,191	84,191	84,191

* Chargeable to "43. Minor Works and Navigation—Provincial."

VRIDDHACHALAM ANICUT SYSTEM—*Canal Project*—cont.
No. 3.—Revenue Account for and to end of 1925-1926.

Receipts.	TOTAL.			Charges.	TOTAL.		
	Previous.	1925-1926.	Total.		Previous.	1925-1926.	Total.
	RS.	RS.	RS.		RS.	RS.	RS.
I. DIRECT RECEIPTS—				I. EXTENSIONS AND IMPROVEMENTS—			
5. Receipts from plantations	3,107	155	3,262	(1) Head works	6,735	59	6,794
6. Receipts from other canal produce ..	2,397	119	2,516	(2) Main canals and branches ..	18,271	235	18,506
9. Rents of buildings	51	4	55	(3) Distributaries	10,070		10,070
11. Miscellaneous	176		176	(4) Drainage and protective works ..			
<i>Deduct—Refunds</i>	65		65	(5) Special tools and plant ..			
Total, Revenue realized in Public Works Department	5,666	278	5,944	<i>Add—Unclassifiable outlay</i> ..	1,968		1,968
Irrigation revenue realized in Civil Department.	9,52,762	31,749	9,84,511	Total ..	37,044	294	37,338
Total, Direct Receipts	9,58,428	32,027	9,90,455	II. MAINTENANCE AND REPAIRS—			
II. INDIRECT RECEIPTS—				(1) Head works	49,575	1,559	51,134
Share of land revenue collected in the Civil Department.	20,048	294	20,342	(2) Main canals and branches ..	69,912	2,091	72,013
Total, Public Works and Civil Departments, Revenue.	9,78,476	32,321	10,10,797	(3) Distributaries	43,028	1,709	44,737
Total, Receipts ..	9,78,476	32,321	10,10,797	(4) Drainage and protective works ..	1,089		1,089
				(5) Special tools and plant ..			
				<i>Add—Unclassifiable outlay</i> ..	53,862		53,862
				Total ..	2,17,476	5,359	2,22,835
				Total, Extensions and Improvements and Maintenance and Repairs ..	2,54,520	5,663	2,60,173
				IV. ESTABLISHMENT	61,916	1,799	63,715
				V. TOOLS AND PLANT	482	82	564
				VI. REFUNDS OF REVENUE			
				Total, Direct Charges ..	3,16,918	7,534	3,24,452
				Share of collection charges in the Civil Department	48,639	1,602	50,241
				Indirect charges	8,944	309	9,253
				Total, Direct and Indirect charges ..	3,74,501	9,445	3,83,946
				Balance, net revenue	6,03,975	22,876	6,26,851
				Grand Total ..	9,78,476	32,321	10,10,797

VRIDDHACHALAM ANICUT SYSTEM—*Canal Project*—cont.

No. 4.—Interest Account for and to end of 1925-1926.

	Amount.		Amount.
	RS.		RS.
Total interest charges to end of 1924-1925	1,29,834	Net revenue realized to end of 1924-1925.	6,03,975
Total interest charges for the year 1925-1926.	2,799	Net revenue realized during 1925-1926.	22,876
Balance, net revenue	4,94,218		
Total ..	6,26,851	Total ..	6,26,851

No. 5.—Account of Indirect Charges for and to end of 1925-1926.

Particulars.	Previous.	1925-1926.	Total.
	RS.	RS.	RS.
CAPITAL—			
Capitalization of abatement of land revenue ..	314	..	314
Leave and pension allowances	2,180	..	2,180
Audit and accounts
Total ..	2,494	..	2,494
REVENUE—			
Capitalization of abatement of land revenue ..	97	..	97
Leave and pension allowances	8,665	252	8,917
Audit and accounts	182	57	239
Total ..	8,944	309	9,253
Grand Total ..	11,438	309	11,747

VRIDDHACHALAM ANICUT SYSTEM—Canal Project—cont.

No. 6.—Statement comparing Charges to date with Sanctioned Estimates.

Particulars.	CHARGES AGAINST CLOSED SANCTIONS.			CURRENT SANCTIONS.			Total charges to date against old and current sanctions.	REMARKS.	
	Expenditure against construction estimate.	Expenditure against open canal sanction.	Total.	Charges to date.	Amount of sanctioned estimate.	Unspent balance of estimate.		G.O. No. and date.	Amount of estimate.
<i>Direct Charges.</i>	RS.	RS.	RS.				RS.		
Works	39,405	29,211	68,616	68,616		
Establishment	9,063	6,512	15,575	15,575		
Tools and plant		
Suspense account		
Total ..	48,468	35,723	84,191	84,191		
<i>Less—Receipts on Capital Account</i>		
Net Total ..	48,468	35,723	84,191	84,191		
<i>Indirect Charges.</i>									
Capitalized abatement of land revenue	314	314	314		
Leave and pension allowances	1,269	911	2,180	2,180		
Total ..	1,269	1,225	2,494	2,494		
Grand Total ..	49,737	36,948	86,685	86,685		

LOWER COLEROON ANICUT SYSTEM—*Canal Project.*

No. 2.—Capital Account for and to end of 1925-1926.

Heads of account.	DIRECT CHARGES.			Cost of construction as now estimated. Construction estimate closed on 30th June 1903.	Expenditure against closed estimate.
	Previous.	1925-1926.	Total.		
I. WORKS—	RS.	RS.	RS.	RS.	RS.
(1) Head Works—					
C. Works	10,39,467	..	10,39,467	10,39,467	10,39,467
K. Buildings	7,572	..	7,572	7,572	7,572
L. Earthwork
O. Miscellaneous	— 108	..	— 108	— 108	— 108
Total	10,46,931	..	10,46,931	10,46,931	10,46,931
(2) Main Canals and Branches—					
A. Preliminary expenses.	3,089	..	3,089	3,089	3,089
B. Land	25,168	..	25,168	34,812	25,161
C. Works	1,987	1,987	8,067	..
D. Regulators	51,822	25,467	77,289	1,55,300	51,822
E. Falls and weirs	13,410	..	13,410	13,410	13,410
F. (1) Other cross drainage works.	8,062	..	8,062	20,812	8,062
G. Bridges	12,363	..	12,363	12,363	12,363
K. Buildings	2,218	..	2,218	2,218	2,218
L. Earthwork	1,71,115	32,020	2,03,175	4,36,285	1,71,125
N. Tank and reservoirs.	4,515	..	4,515	4,515	4,515
O. Miscellaneous	4,816	..	4,816	34,301	4,816
Total	2,96,618	59,474	3,56,092	7,51,687	2,96,582
3) Distributaries—					
B. Land	5,008	..	5,008	5,008	5,008
C. Works	25,575	..	25,575	25,575	25,575
L. Earthwork	1,012	..	1,012	1,012	1,012
Total	31,595	..	31,595	31,595	31,595
(4) Drainage and Protective Works—					
B. Land	37,013	..	37,013	37,013	37,013
U. Works	58,443	..	58,443	58,443	58,443
L. Earthwork	76,522	..	76,522	76,522	76,522
O. Miscellaneous	1,329	..	1,329	1,329	1,329
Total	1,73,307	..	1,73,307	1,73,307	1,73,307
(5) Special Tools and Plant—
Provision for unforeseen works.
Total, Works	15,48,451	59,474	16,07,925	20,03,520	15,48,415

LOWER COLEROON ANICUT SYSTEM—*Canal Project*—cont.

No. 2.—Capital Account for and to end of 1925-1926—cont.

Heads of account.	DIRECT CHARGES.			Cost of construction as now estimated. Construction estimate closed on 30th June 1903.	Expenditure against closed estimate.
	Previous.	1925-1926.	Total.		
II. ESTABLISHMENT	RS. 3,09,078	RS. 18,912	RS. 3,27,990	RS. 4,22,840	RS. 3,09,063
III. TOOLS AND PLANT ..	14,079	863	14,942	23,181	14,079
Grand Total ..	18,71,608	79,249	19,50,857	24,49,541	18,71,557
<i>Apportionment—</i>					
Chargeable to 49. Irrigation.	3,81,952	..	3,81,952
Chargeable to 43. Irrigation—Provincial.	14,89,605	..	14,89,605
Chargeable to 55-A. Irrigation—Productive.	51	79,249	79,300
Total ..	18,71,608	79,249	19,50,857

LOWER COLEBOON ANICUT SYSTEM—Canal Project—cont.

No. 3.—Revenue Account for and to end of 1925-1926.

Receipts.	TOTAL.			Charges.	TOTAL.		
	Previous.	1925-1926.	Total.		Previous.	1925-1926.	Total.
	RS.	RS.	RS.		RS.	RS.	RS.
I. DIRECT RECEIPTS—				I. EXTENSIONS AND IMPROVEMENTS—			
2. Owners' rates ..	120	..	120	(1) Head works	1,68,366	..	1,68,366
5. Receipts from plantations ..	42,814	3,272	46,086	(2) Main canals and branches ..	2,93,914	31,122	3,25,036
6. Receipts from other canal produce ..	32,269	1,167	33,436	(3) Distributaries	47,231	1,393	48,624
9. Rents of buildings.	3,148	352	3,500	(4) Drainage and protective works ..	2,768	1,005	3,773
11. Miscellaneous ..	10,962	1,804	12,766	(5) Special tools and plant ..	— 1,800	..	— 1,800
<i>Deduct—Refunds ..</i>	<i>362</i>	<i>119</i>	<i>481</i>	<i>Add—Unclassifiable outlay ..</i>	<i>24,873</i>	<i>..</i>	<i>24,873</i>
				Total ..	5,35,852	33,520	5,69,372
				II. MAINTENANCE AND REPAIRS—			
				(1) Head works	1,69,920	2,833	1,72,753
				(2) Main canals and branches ..	11,40,358	1,55,202	12,95,560
				(3) Distributaries	3,04,828	6,750	3,11,578
				(4) Drainage and protective works ..	12,092	1,182	13,274
				(5) Special tools and plant
				<i>Add—Unclassifiable outlay ..</i>	<i>4,82,053</i>	<i>..</i>	<i>4,82,053</i>
				Total ..	21,09,251	1,65,967	22,75,218
Total, Revenue realized in Public Works Department ..	88,951	6,476	95,427	Total, Extensions and Improvements and Maintenance and Repairs ..	26,45,103	1,99,487	28,44,590
Irrigation revenue realized in Civil Department ..	1,54,26,628	3,67,756	1,57,94,384	IV. ESTABLISHMENT	8,24,025	52,572	8,76,597
				V. TOOLS AND PLANT	7,279	652	7,931
				VI. REFUNDS OF REVENUE	423	..	423
				<i>Deduct—Recoveries of expenditure on revenue account</i>	<i>48</i>	<i>..</i>	<i>48</i>
Total, Direct Receipts ..	1,55,15,579	3,74,232	1,58,89,811	Total, Direct Charges ..	34,76,782	2,52,711	37,29,493

LOWER COLEROON ANICUT SYSTEM—Canal Project—cont.
No. 3.—Revenue Account for and to end of 1925-1926—cont.

Receipts.	TOTAL.			Charges.	TOTAL.		
	Previous.	1925-1926.	Total.		Previous.	1925-1926.	Total.
II. INDIRECT RECEIPTS—	RS.				RS.		
Share of land revenue collected in the Civil Department ..	36,81,698	51,510	37,33,208	Share of collection charges in the Civil Department	9,55,417	20,963	9,76,380
				Indirect charges	1,35,139	11,172	1,46,311
				Total, Direct and Indirect Charges ..	45,67,338	2,84,846	48,52,184
Total, Public Works and Civil Departments, Revenue	1,91,97,277	4,25,742	1,96,23,019	* Deduct—Old maintenance charges saved to Government	1,27,115	9,353	1,36,468
				Net Total ..	44,40,223	2,75,493	47,15,716
				Balance, net revenue	1,47,67,054	1,50,249	1,49,07,303
Total, Receipts ..	1,91,97,277	4,25,742	1,96,23,019	Grand Total ..	1,91,97,277	4,25,742	1,96,23,019

* Direct—

	RS.
Extensions and improvements	2,427
Maintenance and repairs	4,853
Establishment	1,761
Tools and plant	8
Total, Direct ..	9,033
Indirect	320
Total, Direct and Indirect ..	9,353

ADMINISTRATIVE ACCOUNTS
FOR THE YEAR 1925-26.

MADRAS PRESIDENCY.

LOWER COLeroon ANICUT SYSTEM—*Canal Project*—cont.

No. 4.—Interest Account for and to end of 1925-1926.

	Amount.		Amount.
	RS.		RS.
Total interest charges to end of 1924-1925.	23,17,826	Net revenue realized to end of 1924-1925.	1,47,57,054
Total interest charges for the year 1925-1926.	64,333	Net revenue realized during 1925-1926.	1,50,249
Balance net revenue	1,25,25,144		
Total ..	1,49,07,303	Total .	1,49,07,303

No. 5.—Account of Indirect Charges for and to end of 1925-1926.

Particulars.	Previous.	1925-1926.	Total.
CAPITAL—	RS.	RS.	RS.
Capitalization of abatement of land revenue.	28,068	133	28,201
Leave and pension allowances	43,269	2,648	45,917
Audit and accounts	595	595
Total ..	71,337	3,376	74,713
REVENUE—			
Capitalization of abatement of land revenue.	12,916	1,817	14,733
Leave and pension allowances	1,15,361	7,360	1,22,721
Audit and accounts	6,862	1,965	8,827
Total ..	1,35,139	11,172	1,46,311
Grand Total ..	2,06,476	14,548	2,21,024

LOWER COLEROON ANICUT SYSTEM—*Canal Project*—cont.

No. 6.—Statement comparing Charges to date with Sanctioned Estimates.

Particulars.	CHARGES AGAINST CLOSED SANCTIONS.			CURRENT SANCTIONS.			Total charges to date against old and current sanctions.	REMARKS.	
	Expenditure against construction estimate.	Expenditure against open canal sanction.	Total.	Charges to date.	Amount of sanctioned estimate.	Unspent balance of estimate.		G.O. No. and date.	Amount of estimate.
<i>Direct charges.</i>	RS.	RS.	RS.	RS.	RS.	RS.	RS.		RS.
Works	10,67,518	4,80,897	15,48,415	59,510	4,55,105	3,95,595	16,07,925	Mis. 27 I., dated 12th October 1923.	7,250
Establishment	2,32,629	76,434	3,09,063	18,927	1,13,777	94,850	3,27,990		
Tools and plant	14,059	20	14,079	863	9,102	8,239	14,942		
Suspenses account	Mis. 223 I., dated 23rd June 1924.	6,955
Total ..	13,14,206	5,57,351	18,71,557	79,300	5,77,984	4,98,684	19,50,857		
<i>Less—Receipts on Capital Account.</i>		
Net Total ..	13,14,206	5,57,351	18,71,557	79,300	5,77,984	4,98,684	19,50,857		
<i>Indirect charges.</i>									
Capitalized abatement of land revenue.	10,946	17,122	28,068	133	..	133	28,201	Press 264 I., dated 31st July 1924.	2,01,000
Leave and pension allowances.	32,568	10,699	43,267	2,650	..	2,650	45,917	Do.	74,500
Audit and accounts	595	..	595	695	Mis. 235 I., dated 4th June 1925.	1,65,400
Total ..	43,514	27,821	71,335	3,378	..	3,378	74,713		
Grand Total ..	13,57,720	5,85,172	19,42,892	82,678	5,77,984	4,95,306	20,25,570	Total ..	4,55,105

ADMINISTRATIVE ACCOUNTS
FOR THE YEAR 1925-26.

MADRAS PRESIDENCY.

PELANDORAI ANICUT SYSTEM—*Canal Project.*
No. 2.—Capital Account for and to end of 1925-1926.

Heads of account.	DIRECT CHARGES.			Cost of construction as now estimated (closed in 1893).	Expenditure against closed estimate.
	Previous.	1925-1926.	Total.		
I. WORKS—	RS.		RS.	RS.	RS.
(1) <i>Head Works—</i>					
B. Land
C. Works	2,64,856	..	2,64,856	2,64,856	2,64,856
K. Buildings	4,192	..	4,192	4,192	4,192
O. Miscellaneous	2,102	..	2,102	2,102	2,102
Total ..	2,71,150	..	27,150	2,71,150	2,71,150
(2) <i>Main Canals and Branches—</i>					
B. Land	12,255	..	12,255	12,255	12,255
D. Regulators	9,938	..	9,938	9,938	9,938
E. Falls and weirs	9,958	550	10,508	13,878	9,958
F. (1) Other cross drainage works.	18,849	..	18,849	18,849	18,849
G. Bridges	15,786	..	15,786	15,786	15,786
H. Escapes	682	..	682	682	682
L. Earthwork	1,00,958	..	1,00,958	1,00,958	1,00,958
N. Tanks and reservoirs	38,505	..	38,505	38,505	38,505
Total ..	2,69,311	550	2,07,481	2,10,801	2,06,931
(3) <i>Distributaries—</i>					
B. Land
C. Works	9,660	..	9,660	9,660	9,660
L. Earthwork	9,372	..	9,372	9,372	9,372
N. Tanks and reservoirs	1,094	..	1,094	1,094	1,094
Total ..	20,126	..	20,126	20,126	20,126
(4) <i>Drainage and Protective Works—</i>					
B. Land	1,937	..	1,937	1,937	1,937
C. Works	10,463	..	10,463	10,463	10,463
L. Earthwork	10,027	..	10,027	10,027	10,027
O. Miscellaneous	3	..	3	3	3
Total ..	22,430	..	22,430	22,430	22,430
(5) <i>Special tools and plant</i>
Provision for unforeseen works
Total, Works ..	5,20,637	550	5,21,187	5,24,557	5,20,637
II. ESTABLISHMENT	1,17,367	175	1,17,542	1,18,347	1,17,367
III. TOOLS AND PLANT	6,064	7	6,071	6,142	6,064
Grand Total ..	6,44,068	732	6,44,800	6,49,046	6,44,068
V. <i>Loss—RECEIPTS ON CAPITAL ACCOUNT.</i>	798	..	798	798	798
* Net Total ..	6,43,270	732	6,44,002	6,48,248	6,43,270

* Chargeable to "43. Minor Works and Navigation—Provincial."	RS. 6,43,270	..	RS. 6,43,270
Chargeable to 55-A. Irrigation Works—1. Productive.	..	732	732
Total ..	6,43,270	732	6,44,002

PELANDORAI ANICUT SYSTEM—Canal Project—cont.
No. 3.—Revenue Account for and to end of 1925-1926.

Receipts.	TOTAL.			Charges.	TOTAL.		
	Previous.	1925-1926.	Total.		Previous.	1925-1926.	Total.
I. DIRECT RECEIPTS—	RS.	RS.	RS.	I. EXTENSIONS AND IMPROVEMENTS—	RS.	RS.	RS.
5. Receipts from plantations ..	6,961	278	7,239	(1) Head works	17,134	4,020	21,154
6. Receipts from other canal produce ..	7,152	186	7,338	(2) Main canals and branches	45,479	2,889	48,368
9. Rents of buildings.	928	101	1,029	(3) Distributaries	18,745	290	19,035
10. Fines	1	..	1	(4) Drainage and protective works
11. Miscellaneous	757	42	799	(5) Special tools and plant
Deduct—Refunds	6	..	6	Total ..	81,358	7,199	88,557
Total, Revenue realized in Public Works Department	15,793	607	16,400	II. MAINTENANCE AND REPAIRS—			
Irrigation Revenue realized in Civil Department	14,08,887	53,062	14,61,949	(1) Head works	3,01,186	1,664	3,02,852
Total, Direct receipts ..	14,24,680	53,669	14,78,349	(2) Main canals and branches	3,32,297	5,446	3,37,743
				(3) Distributaries	40,544	3,487	44,031
				(4) Drainage and protective works	123	..	123
				(5) Special tools and plant
				<i>Add—Unclassifiable outlay</i>
				Total ..	6,74,150	10,599	6,84,749
				Total, Extensions and Improvements and Maintenance and Repairs	7,55,508	17,798	7,73,306
				IV. ESTABLISHMENT	1,86,355	5,663	1,92,018
				V. TOOLS AND PLANT	5,089	258	5,347
				VI. REFUNDS OF REVENUE	30	..	30
				<i>Deduct—Recoveries of expenditure</i>	<i>16</i>	<i>..</i>	<i>16</i>
				Total, Direct charges ..	9,46,966	23,719	9,70,685

11. INDIRECT RECEIPTS—							
Share of land revenue collected in the Civil Department.	4,651	76	4,727	Share of collection charges in the Civil Department ..	71,472	2,657	74,129
Total, Public Works and Civil Departments, Revenue	14,29,331	53,746	14,83,076	Indirect charges	30,727	971	31,698
Total, Receipts ..	14,29,331	53,746	14,83,076	Total, Direct and Indirect charges ..	10,49,165	27,347	10,76,512
				Deduct—(a) Old maintenance charges saved to Government	7,665	161	7,826
				Net Total ..	10,41,500	27,186	10,68,686
				Balance, net revenue ..	3,87,831	26,559	4,14,390
				Grand Total ..	14,29,331	53,746	14,83,076

(a) Extensions and improvements	Rs.
Maintenance and repairs	59
Establishment	58
Tools and plant	67
	1
Total, Direct charges ..	155
Indirect charges	6
Total, Direct and Indirect ..	161

PALANDORAI ANICUT SYSTEM—*Canal Project*—cont.

No. 4.—Interest Account for and to end of 1925-1926.

	Amount.		Amount.
	RS.		RS.
Total interest charges to end of 1924-1925.	9,26,419	Net revenue realized to end of 1924-1925.	3,87,831
Total interest charges for the year 1925-1926.	22,013	Net revenue realized during 1925-1926.	26,559
		Balance, net interest charges.	5,34,042
Total ..	9,48,432	Total ..	9,48,432

No. 5.—Account of Indirect Charges for and to end of 1925-1926.

Particulars.	Previous.	1925-1926.	Total.
CAPITAL—	RS	RS.	RS.
Capitalization of abatement of land revenue.	27,907	..	27,907
Leave and pension allowances	20,840	25	20,865
Audit and accounts	5	5
Total ..	48,747	30	48,777
REVENUE—			
Capitalization of abatement of land revenue.	1,043	..	1,043
Leave and pension allowances	29,201	793	29,994
Audit and accounts	483	178	661
Total ..	30,727	971	31,698
Grand Total ..	79,474	1,001	80,475

PELANDORAI ANICUT SYSTEM—Canal Project—cont.

No. 6.—Statement comparing charges to date with sanctioned estimates.

Particulars.	CHARGES AGAINST CLOSED SANCTIONS.			CURRENT SANCTIONS.			Total charges to date against old and current sanctions.	REMARKS.	
	Expenditure against construction estimate.	Expenditure against open canal sanction.	Total.	Charges to date.	Amount of sanctioned estimate.	Unspent balance of estimate.		G.O. No. and date.	Amount of estimate.
<i>Direct Charges.</i>	RS.	RS.	RS.		RS.	RS.	RS.		RS.
Works	3,32,345	1,88,292	5,20,637	550	3,920	3,370	5,21,187	Mis. 222 I., 10th August 1923.	3,920
Establishment	73,999	43,368	1,17,367	175	980	805	1,17,542		
Tools and plant	4,438	1,626	6,064	7	78	71	6,071		
Suspense account		
Total ..	4,10,782	2,33,286	6,44,068	732	4,978	4,216	6,44,800		
<i>Less—Receipts on Capital Account ..</i>	798		798	798		
Net Total ..	4,09,984	2,33,286	6,43,270	732	4,978	4,216	6,44,002		
<i>Indirect Charges.</i>									
Capitalized abatement of land revenue ..	27,489	418	27,907	27,907		
Leave and pension allowances	14,769	6,071	20,840	25	..	25	20,865		
Audit and Accounts	5	..	5	5		
Total ..	42,258	6,489	48,747	30	..	30	48,777		
Grand Total ..	4,52,242	2,39,775	6,92,017	762	4,978	4,216	6,92,779		

BASAVANNAH CHANNEL.

No. 2.—Capital Account for and to end of 1925-1926.

Heads of account.	DIRECT CHARGES.			Cost of construction as now estimated.	Expenditure against closed estimate.
	Previous.	1925-1926.	Total.		
I. WORKS—	RS.	RS.	RS.	RS.	RS.
(1) <i>Head Works</i> —					
C. Works	16,700	..
Total	15,700	..
(2) <i>Main Canals and Branches</i> —					
B. Land	761	761	9,050	..
D. Regulators	83,690	..
E. Falls and Weirs	12,866	12,866	1,98,850	..
L. Earthwork	1,169	1,169	14,210	..
Total	14,796	14,796	3,05,800	..
Total, Works	14,796	14,796	3,21,500	..
II. ESTABLISHMENT	4,724	4,724	80,375	..
III. TOOLS AND PLANT	112	112	6,430	..
Grand Total	19,632	19,632	4,08,305	..
V. Less—
RECEIPTS ON CAPITAL ACCOUNT.					
Net Total	19,632	19,632	408,305	..
Chargeable to 55-A. Irrigation Works—Productive.	..	19,632	19,632

ADMINISTRATIVE ACCOUNTS
FOR THE YEAR 1925-26.

MADRAS PRESIDENCY.

BASAVANNAH CHANNEL—cont.

No. 4.—Interest Account for and to end of 1925-1926.

	Amount.		Amount.
	RS.		RS.
Total interest charges to end of 1924-25	Net revenue realized to end of 1924-1925
Total interest charges for the year 1925-26	510	Net revenue realized during 1925-1926
		Balance, net interest charges	510
Total ..	510	Total ..	510

No. 5.—Account of Indirect Charges for and to end of 1925-1926.

Particulars.	Previous.	1925-1926.	Total.
	RS.	RS.	RS.
Capital—			
Leave and pension allowances	661	661
Audit and accounts	148	148
Total	809	809
Revenue—			
Leave and pension allowances
Audit and accounts
Total
Grand Total	809	809

BASAVANNAH CHANNEL—cont.

No. 6.—Statement comparing Charges to date with Sanctioned Estimates.

Particulars.	CHARGES AGAINST CLOSED SANCTIONS.			CURRENT SANCTIONS.			Total charges to date against old and current sanctions.	REMARKS.	
	Expenditure against construction estimate.	Expenditure against open canal sanction.	Total.	Charges to date.	Amount of sanctioned estimate.	Unspent balance of estimate.		G.O. No. and date.	Amount of estimate.
1	2	3	4	5	6	7	8	9	10
<i>Direct Charges.</i>	RS.	RS.	RS.	RS.	RS.	RS.	RS.	<i>Direct Charges.</i>	RS.
Works	14,796	3,21,500	3,06,704	..	Mis. No. 445	3,21,500
Establishment	4,724	80,375	75,651	..	I., 19th	
Tools and plant	112	6,430	6,318	..	December	
Suspense account	1924.	
Total	19,632	4,08,305	3,88,673	..		
Less—Receipts on capital account		
Net Total	19,632	4,08,305	3,88,673	..		
<i>Indirect Charges.</i>								<i>Indirect Charges.</i>	
Capitalized abatement of land revenue	800	800	..	Mis. No. 445	15,267
Leave and pension allowances	661	11,252	10,591	..	I., 19th	
Audit and accounts	148	3,215	3,067	..	December	
Total	809	15,267	14,458	..	1924.	
Grand Total	20,441	4,23,572	4,03,131	..		

CUMBUM TANK—*Tank Project.*

No. 2.—Capital Account for and to end of 1925-1926.

Heads of account.	DIRECT CHARGES.			Cost of construction as now estimated (construction estimate closed on 31st March 1896).	Expenditure against closed estimate.
	Previous.	1925-1926.	Total.		
I. WORKS—	RS.		RS.	RS.	RS.
(2) <i>Main Canals and Branches—</i>					
L. Earthwork	27,401	..	27,401	27,401	27,401
N. Tanks and reservoirs..	9,913	..	9,913	9,913	9,913
Total	37,314	..	37,314	37,314	37,314
(3) <i>Distributaries—</i>					
B. Land	1,136	..	1,136	1,136	1,136
C. Works	26,713	..	26,713	26,713	26,713
L. Earthwork	3,051	..	3,051	3,051	3,051
O. Miscellaneous	487	..	487	487	487
Total	31,367	..	31,367	31,367	31,367
(5) <i>Special tools and plant.</i>
Total, Works	68,701	..	68,701	68,701	68,701
II. ESTABLISHMENT	15,284	..	15,284	15,284	15,284
III. TOOLS AND PLANT
Grand Total	83,985	..	83,985	83,985	83,985
V. <i>Less—RECEIPTS ON CAPITAL ACCOUNT.</i>
(a) Net Total	83,985	..	83,985	83,985	83,985

(a) Chargeable to "43. Minor Works and Navigation—Provincial."

CUMBUM TANK—*Tank Project*—cont.

No. 3.—Revenue Accounts for and to end of 1925-1926.

Receipts.	TOTAL.			Charges.	TOTAL.		
	Previous.	1925-1926.	Total.		Previous.	1925-1926.	Total.
	RS.	RS.	RS.	I. EXTENSIONS AND IMPROVEMENTS—	RS.	RS.	RS.
I. DIRECT RECEIPTS—				(1) Head works	418	..	418
6. Other canal produce	111	..	111	(2) Main canals and branches	1,933	..	1,933
11. Miscellaneous	11	..	11	(3) Distributaries	6,140	..	6,140
Total, Revenue realized in Public Works Department	122	..	122	(4) Drainage and protective works
Irrigation Revenue realized in Civil Department	2,67,216	5,275	2,72,491	(5) Special tools and plant
Total, Direct Receipts.	2,67,338	5,275	2,72,613	<i>Add—Unclassifiable outlay</i>	7,186	..	7,186
				Total	15,677	..	15,677
				II. MAINTENANCE AND REPAIRS—			
				(1) Head works	4,371	543	4,914
				(2) Main canals and branches	25,641	607	26,248
				(3) Distributaries	22,140	688	22,828
				(4) Drainage and protective works	1,047	..	1,047
				(5) Special tools and plant
				<i>Add—Unclassifiable outlay</i>	24,128	..	24,128
				Total	77,327	1,838	79,165
				Total, Extensions and Improvements and Maintenance and Repairs	93,004	1,838	94,842

II. INDIRECT RECEIPTS—				IV. ESTABLISHMENT	27,329	586	27,915
Share of Land Revenue collected in the Civil Department ..	22,784	461	23,245	V. TOOLS AND PLANT	797	14	811
				VI. REFUNDS OF REVENUE
				Total, Direct Charges ..	1,21,130	2,438	1,23,568
Total, Public Works and Civil Departments, Revenue ..	2,90,122	5,736	2,95,858	Share of collection charges in the Civil department	14,500	287	14,787
				Indirect charges	6,687	100	6,787
				Total, Direct and Indirect Charges	1,42,317	2,825	1,45,142
				(a) <i>Deduct</i> —Old maintenance charges saved to Government	27,880	1,095	28,975
				Net Total ..	1,14,437	1,730	1,16,167
				Balance, net revenue	1,75,685	4,006	1,79,691
Total, Receipts ..	2,90,122	5,736	2,95,858	Grand Total ..	2,90,122	5,736	2,95,858

(a) Extensions and Improvements	rs.
Maintenance and Repairs	793
Establishment	253
Tools and plant	6
Total, Direct charges ..	1,052
Indirect charges	43
Total, Direct and Indirect ..	1,095

CUMBUM TANK—*Tank Project*—cont.

No. 4.—Interest Account for and to end of 1925-1926.

	Amount.		Amount.
	RS.		RS.
Total interest charges to end of 1924-1925	1,10,424	Net revenue realized to end of 1924-1925	1,75,685
Total interest charges for the year 1925-1926	2,793	Net revenue realized during 1925-1926	4,006
Balance, net revenue	06,474		
Total ..	1,79,691	Total ..	1,79,691

No. 5.—Account of Indirect Charges for and to end of 1925-1926.

Particulars.	Previous.	1925-1926.	Total.
CAPITAL—	RS.	RS.	RS.
Capitalization of abatement of Land Revenue	206	..	206
Leave and pension allowances	2,182	..	2,182
Total ..	2,388	..	2,388
REVENUE—			
Capitalization of abatement of Land Revenue	2,801	..	2,801
Leave and pension allowances	3,827	82	3,909
Audit and account	59	18	77
Total ..	6,687	100	6,787
Grand Total ..	9,075	100	9,175

CUMBUM TANK—*Tank Project*—cont.

No. 6.—Statement comparing Charges to date with Sanctioned Estimates.

Particulars.	CHARGES AGAINST CLOSED SANCTIONS.			CURRENT SANCTIONS.			Total charges to date against old and current sanctions.	REMARKS.	
	Expenditure against construction estimate.	Expenditure against open canal sanction.	Total.	Charges to date.	Amount of sanctioned estimate.	Unspent balance of estimate.		G.O. No. and date.	Amount of estimate.
<i>Direct Charges.</i>									
Works	37,314	31,387	68,701	68,701		
Establishment	8,495	6,789	15,284	15,284		
Tools and plant		
Suspense account		
Total	45,809	38,176	83,985	83,985		
<i>Less</i> —Receipts on Capital account		
Net Total	45,809	38,176	83,985	83,985		
<i>Indirect Charges.</i>									
Capitalized abatement of land revenue	206	206	206		
Leave and pension allowances	1,232	950	2,182	2,182		
Total	1,232	1,156	2,388	2,388		
Grand Total	47,041	39,332	86,373	86,373		

CHEMBRAMBAUKAM TANK—*Tank Project.*

No. 2.—Capital Account for and to end of 1925-1926.

Heads of account.	DIRECT CHARGES.			Cost of construction as now estimated (construction estimate closed on 31st March 1893).	Expenditure against closed estimate.
	Previous.	1925-1926.	Total.		
I. WORKS—	RS.		RS.	RS.	RS.
(1) <i>Head Works—</i>					
K. Buildings	4,640	..	4,640	4,640	4,640
(2) <i>Main Canals and Branches—</i>					
B. Land	1,11,062	..	1,11,062	1,11,062	1,11,062
C. Works	1,03,009	..	1,03,009	1,03,009	1,03,009
K. Buildings	4,801	..	4,801	4,801	4,801
L. Earthwork	2,20,643	..	2,20,643	2,20,643	2,20,643
O. Miscellaneous	61,729	..	61,729	61,729	61,729
Total	5,01,244	..	5,01,244	5,01,244	5,01,244
(3) <i>Distributaries—</i>					
B. Land
C. Works	5,902	..	5,902	5,902	5,902
L. Earthwork	2,469	..	2,469	2,469	2,469
Total	8,371	..	8,371	8,371	8,371
(5) <i>Special tools and plant</i>
Provision for unforeseen works.
Total, Works	5,14,255	..	5,14,255	5,14,255	5,14,255
II. ESTABLISHMENT	1,28,958	..	1,28,958	1,28,958	1,28,958
III. TOOLS AND PLANT	8,249	..	8,249	8,249	8,249
Grand Total	6,51,462	..	6,51,462	6,51,462	6,51,462
V. Less—RECEIPTS ON CAPITAL ACCOUNT.	114	..	114	114	114
Net Total	6,51,348	..	6,51,348	6,51,348	6,51,348
Chargeable to 43. Provincial Irrigation.	6,49,829	..	6,49,829
Chargeable to 55-A. Irrigation Works—2. Unproductive.	1,519	..	1,519
Total	6,51,348	..	6,51,348

CHEMBRAMBAUKAM TANK—*Tank Project*—cont.

No. 3.—Revenue Account for and to end of 1925-1926.

Receipts.	TOTAL.			Chargee.	TOTAL.		
	Previous.	1925-1926.	Total.		Previous.	1925-1926.	Total.
I. DIRECT RECEIPTS—	RS.	RS.	RS.	I. EXTENSIONS AND IMPROVEMENTS—	RS.	RS.	RS.
5. Receipts from plantations ..	443	2	445	(1) Head works	4,085	..	4,085
6. Receipts from other canal produce	2,260	..	2,260	(2) Main canals and branches	40,578	140	40,718
9. Rents of buildings ..	464	61	525	(3) Distributaries	4,448	..	4,448
10. Fines	5	..	5	(4) Drainage and protective works
11. Miscellaneous	10,464	201	10,665	(5) Special tools and plant
<i>Deduct—Refunds</i>	5	..	5	Total ..	49,111	140	49,251
Total, Revenue realized in Public Works Department	13,631	264	13,895	II. MAINTENANCE AND REPAIRS—			
Irrigation Revenue realized in Civil Department	18,21,883	38,557	18,60,440	(1) Head works	37,198	..	37,198
Total, Direct Receipts ..	18,35,514	38,821	18,74,335	(2) Main canals and branches	3,13,374	5,101	3,18,475
II. INDIRECT RECEIPTS—				(3) Distributaries	16,325	..	16,325
Share of land revenue collected in the Civil Department ..	43,383	908	41,291	(4) Drainage and protective works
				(5) Special tools and plant
				<i>Add—Unclassifiable outlay</i>
				Total ..	3,66,897	5,101	3,71,998

CHEMBRAMBAUKAM TANK—Tank Project—cont.
No. 3.—Revenue Account for and to end of 1925-1926—cont.

Receipts.	TOTAL.			Charges.	TOTAL.		
	Previous.	1925-1926.	Total.		Previous.	1925-1926.	Total.
Total, Public Works and Civil Departments, Revenue ..	RS.	RS	RS.		RS.	RS.	RS.
	18,75,897	39,729	19,15,626	Total, Extensions and Improvements and Maintenance and Repairs	4,16,008	5,241	4,21,249
				IV. ESTABLISHMENT	1,10,653	1,673	1,12,326
				V. TOOLS AND PLANT	2,192	40	2,232
				VI. REFUNDS OF REVENUE	45	..	45
				<i>Deduct—Recoveries of expenditure</i>	<i>260</i>	<i>33</i>	<i>293</i>
				Total, Direct Charges	5,28,638	6,921	5,35,559
				Share of collection charges in the Civil Department	1,00,983	1,973	1,02,956
				Indirect charges	18,556	286	18,842
				Total, Direct and Indirect charges	6,48,177	9,180	6,57,357
				<i>Deduct—Old maintenance charges saved to Government (a)</i>	<i>3,82,179</i>	<i>7,431</i>	<i>3,89,610</i>
				Net Total	2,65,998	1,749	2,67,747
				Balance, net revenue	16,09,899	37,980	16,47,879
Total, Receipts ..	18,75,897	39,729	19,15,626	Grand Total ..	18,75,897	39,729	19,15,626

(a) Extensions and improvements		RS.
Maintenance and Repairs		2,283
Establishment		3,097
Tools and Plant		1,717
		41
	Total, Direct Charges	7,138
Indirect charges		293
	Total, Direct and Indirect	7,431

ADMINISTRATIVE ACCOUNTS
FOR THE YEAR 1925-26.

MADRAS PRESIDENCY.

CHEMBRAMBAUKAM TANK—*Tank Project*—cont.

No. 4.—Interest Account for and to end of 1925-1926.

	Amount.			Amount.	
	RS.			RS.	
Total interest charges to end of 1924-1926	12,60,090		Net revenue realized to end of 1924-1925		16,09,899
Total interest charges for the year 1925-1926	21,885		Net revenue realized during 1925-1926		37,980
Balance, net revenue	3,65,904				
Total	16,47,879		Total		16,47,879

No. 5.—Account of Indirect Charges for and to end of 1925-1926.

Particulars.	Previous.	1925-1926.	Total.
CAPITAL—	RS.	RS.	RS.
Capitalization of abatement of land revenue	85,701	..	85,701
Leave and pension allowances	27,081	..	27,081
Audit and accounts	13	..	13
Total	1,12,795	..	1,12,795
REVENUE—			
Leave and pension allowances	18,257	23½	18,491
Audit and accounts	299	52	351
Total	18,556	286	18,842
Grand total	1,31,351	286	1,31,637

CHEMBRAMBAUKAM TANK—*Tank Project*—cont.

No. 6.—Statement comparing Charges to date with Sanctioned Estimates.

Particulars.	CHARGES AGAINST CLOSED SANCTIONS.			CURRENT SANCTIONS.			Total charges to date against old and current sanctions.	Remarks.
	Expenditure against construction estimate.	Expenditure against open canal sanction.	Total.	Charges to date.	Amount of sanctioned estimate.	Unspent balance of estimate.		
<i>Direct Charges.</i>	RS.	RS.	RS.	RS.	RS.	RS.	RS.	
Works	4,91,801	22,454	5,14,255	5,14,255	
Establishment	1,24,534	4,474	1,28,958	1,28,958	
Tools and plant	8,204	45	8,249	8,249	
Suspense account	
Total	6,24,539	26,923	6,51,462	6,51,462	
Less—Receipts on Capital Account	114	..	114	114	
Net Total	6,24,425	26,923	6,51,348	6,51,348	
<i>Indirect Charges.</i>								
Capitalized abatement of land revenue	85,701	..	85,701	85,701	
Leave and pension allowances	26,463	618	27,081	27,081	
Audit and accounts	13	13	13	
Total	1,12,164	631	1,12,795	1,12,795	
Grand Total	7,36,589	27,554	7,64,143	7,64,143	

CAUVERY DELTA SYSTEM—*Canal Project.*

No. 2.—Capital Account for and to end of 1925-1926.

Heads of account.	DIRECT CHARGES.			Cost of construction as now estimated (construction estimate closed on 31st March 1889).	Expenditure against closed estimate.
	Previous.	1925-1926.	Total.		
	RS.	RS.	RS.	RS.	RS.
(1) Works—					
I. <i>Head Works</i> —					
C. Works	10,96,852	4,33,261	15,30,113	19,57,148	9,82,548
K. Buildings	13,640	144	13,784	14,112	14,112
O. Miscellaneous ..	258	..	258
Total	11,10,750	4,33,405	15,44,155	19,71,260	9,96,660
(2) <i>Main Canals and Branches</i> —					
B. Land	73,256	9,922	83,178	84,421	73,256
D. Regulators	8,39,056	13,183	8,52,239	9,04,023	7,20,050
F. (1) Other cross drainage works.	31,305	..	31,305	34,855	31,305
K. Buildings	25,515	1,269	26,784	26,784	26,784
L. Earthwork	65,929	3,679	69,608	72,317	56,832
O. Miscellaneous ..	693	..	693	23,993	693
Total	10,35,754	28,053	10,63,807	11,46,393	9,08,920
(3) <i>Distributaries</i> —					
B. Land	33,697	..	33,697	36,359	33,640
C. Works	1,57,429	1,100	1,58,529	1,58,569	1,57,429
L. Earthwork	36,952	..	36,952	29,254	29,254
O. Miscellaneous ..	— 22	..	— 22	— 22	— 22
Total	2,28,056	1,100	2,29,156	2,24,160	2,20,301
(4) <i>Drainage and Protective Works</i> —					
B. Land	54,834	67,818	1,22,652	1,11,721	33,721
C. Works	3,73,697	25,226	3,99,923	4,23,608	3,60,652
L. Earthwork	3,32,458	7,704	3,40,162	4,51,405	3,27,105
O. Miscellaneous ..	47,215	299	47,514	56,050	46,270
Total	8,08,204	1,02,077	9,10,281	10,42,784	7,67,748
(5) <i>Special tools and plant</i> :
Provision for unforeseen works.
Total outlay on current sanctions.	31,82,764	5,64,635	37,47,399	43,84,597	38,93,629
Old outlay	7,76,216	..	7,76,216	7,76,216	7,76,216
Total, Works ..	39,58,980	5,64,635	45,23,615	51,60,813	36,69,845

CAUVERY DELTA SYSTEM—*Canal Project*—cont.
No. 2.—Capital Account for and to end of 1925-1926—cont.

Heads of account.	DIRECT CHARGES.			Cost of construction as now estimated (construction estimate closed on 31st March 1889).	Expenditure against closed estimate.
	Previous.	1925-1926	Total.		
II. ESTABLISHMENT—	RS.	RS.	RS.	RS.	RS.
Non-voted—					
Pay of officers	2,350	18,389	20,739
Passage pay	1,137	1,137
Voted—					
Pay of officers	2,430	12,204	14,634
Pay of establishment ..	4,508	33,844	38,352
Travelling allowance ..	1,027	8,967	9,994
Fixed travelling allowance.	..	4,227	4,227
Other compensatory allowance.	..	535	535
Contingencies	441	2,499	2,940
Other contingencies	8	8
	10,756	81,810	92,566	} 2,43,650	..
<i>Deduct</i> —Charges debited to other heads of account.	2,046	27,652	29,698		
<i>Add</i> —Amount debited by Transferred Establishment.	8,61,259	31,742	8,93,001	9,25,536	7,96,660
Net total, Establishment ..	8,69,969	85,900	9,55,869	11,69,186	7,96,660
III. TOOLS AND PLANT—					
New supplies—					
Scientific instruments and drawing materials.	1,822	774	2,596	} 19,492	..
Plant and Machinery ..	21,118	658	21,776		
Tools	1,069	1,069		
Office furniture	2,667	2,667		
Camp equipage	290	290		
Repairs and Carriage ..	163	469	632		
	23,103	5,927	29,030	19,492	..
<i>Deduct</i> —Charges debited to other heads of account.	4,395	2,001	6,396
<i>Add</i> —Amount debited by Transferred.	99,459	— 156	99,303	1,08,725	98,444
Net total, Tools and Plant ..	1,18,167	3,770	1,21,937	1,28,217	98,444
IV. SUSPENSE	526	426	952
Grand Total ..	49,47,642	6,54,731	56,02,373	64,58,216	45,64,949
V. Less—RECEIPTS ON CAPITAL ACCOUNT	1,973	440	2,413	2,413	2,413
Net Total ..	49,45,669	6,54,291	55,99,960	64,55,803	45,62,536
Chargeable to 49. Irrigation Works.	43,53,369	..	43,53,369
Chargeable to 55-A. Irrigation Works—1. Productive.	5,92,300	6,54,291	12,46,591
Total ..	49,45,669	6,54,291	55,99,960

CAUVERY DELTA SYSTEM—Canal Project—cont.
No. 3.—Revenue Account for and to end of 1925-1926.

Receipts	TOTAL.			Charges.	TOTAL.		
	Previous.	1925-1926.	Total.		Previous.	1925-1926.	Total.
I. DIRECT RECEIPTS—	RS.	RS.	RS.	I. EXTENSIONS AND IMPROVEMENTS—	RS.	RS.	RS.
3. Sales of water ..	3,569	601	4,170	(1) Head works	2,28,894	24,230	2,53,124
5. Receipts from plantations ..	1,59,654	9,172	1,68,826	(2) Main canals and branches ..	3,20,306	98,907	4,19,213
6. Receipts from other canal produce ..	1,05,740	6,200	1,11,940	(3) Distributaries	7,16,030	16,563	7,32,593
9. Rents of buildings.	13,155	1,161	14,316	(4) Drainage and protective works ..	2,23,266	5,649	2,28,915
10. Fines	291	..	291	(5) Special tools and plant	3,572	..	3,572
11. Miscellaneous ..	54,651	5,430	60,081	<i>Add—Unclassifiable outlay</i>	35,651	..	35,651
Deduct—Refunds ..	736	706	1,442	Total ..	15,27,719	1,45,339	16,73,058
Total, Revenue realized in Public Works Department	3,36,324	21,855	3,58,182	II. MAINTENANCE AND REPAIRS—			
Irrigation Revenue realized in Civil Department	4,57,77,404	16,37,068	4,74,14,472	(1) Head works	4,47,064	98,699	5,45,763
Total, Direct Receipts ..	4,61,13,728	16,58,926	4,77,72,654	(2) Main canals and branches ..	33,31,858	3,38,767	36,70,625
				(3) Distributaries	20,74,329	63,800	21,38,129
				(4) Drainage and protective works ..	9,34,594	40,484	9,75,078
				(5) Special tools and plant	1,800	..	1,800
				<i>Add—Unclassifiable outlay</i>	36,27,372	..	36,27,372
				Total ..	1,04,17,017	5,41,750	1,09,58,767
				Total, Extensions and Improvements and Maintenance and Repairs	1,19,44,736	6,87,089	1,26,31,825
				IV. ESTABLISHMENT	48,27,273	1,42,164	49,69,437
				V. TOOLS AND PLANT	1,73,658	1,290	1,74,948
				VI. REFUNDS OF REVENUE	1,919	..	1,919
				Total, Direct charges ..	1,69,47,586	8,30,543	1,77,78,129

CAUVERY DELTA SYSTEM—*Canal Project*—cont.
No. 3.—Revenue Account for and to end of 1925-1926—cont.

Receipts.	TOTAL.			Charges.	TOTAL.		
	Previous.	1925-1926.	Total.		Previous.	1925-1926.	Total.
II. INDIRECT RECEIPTS—	RS.	RS.	RS.		RS.	RS.	RS.
Share of land revenue collected in the Civil Department ..	83,41,865	1,18,288	84,60,153	Share of collection charges in the Civil Department	30,48,703	87,757	31,36,460
				Indirect charges	8,10,375	27,134	8,37,509
Total, Public Works and Civil Departments, Revenue	5,44,65,593	17,77,214	5,62,32,807	Total, Direct and Indirect charges ..	2,08,06,664	9,45,434	2,17,52,098
				* <i>Deduct</i> —Old maintenance charges saved to Government	1,23,61,099	1,35,694	1,24,96,793
				Net Total ..	84,45,565	8,09,740	92,55,305
				Balance, net revenue ..	4,60,10,028	9,67,474	4,69,77,502
Total, Receipts ..	5,44,65,593	17,77,214	5,62,32,807	Grand Total ..	5,44,65,593	17,77,214	5,62,32,807

								RS.
* Direct—								
Maintenance and Repairs								1,05,634
Establishment								25,551
Tools and Plant								— 125
							Total, Direct ..	1,31,060
Indirect								4,634
							Total, Direct and Indirect ..	1,35,694

ADMINISTRATIVE ACCOUNTS
FOR THE YEAR 1925-26.

MADRAS PRESIDENCY.

CAUVERY DELTA SYSTEM—*Canal Project*—cont.

No. 4.—Interest Account for and to end of 1925-1926.

	Amount.		Amount.
	RS.		RS.
Total interest charges to end of 1924-1925	54,35,797	Net revenue realized to end of 1924-1925	4,60,10,028
Total interest charges for the year 1925-1926	1,96,640	Net revenue realized during 1925-1926	9,67,474
Balance net revenue	4,13,45,065		
Total ..	4,69,77,502	Total ..	4,69,77,502

No. 5.—Account of Indirect Charges for and to end of 1925-1926.

Particulars.	Previous.	1925-1926.	Total.
Capital—			
Capitalization of abatement of land revenue ..	RS. 79,047	RS. 256	RS. 79,303
Leave and pension allowances	1,35,908	12,026	1,47,934
Audit and accounts	4,537	5,646	10,183
Total ..	2,19,542	17,928	2,37,470
Revenue—			
Capitalization of abatement of land revenue ..	14,829	360	15,189
Leave and pension allowances	7,74,148	19,903	7,94,051
Audit and accounts	21,348	6,871	28,269
Total ..	8,10,375	27,134	8,37,509
Grand Total ..	10,29,917	45,062	10,74,979

CAUVERY DELTA SYSTEM—*Canal Project*—cont.

No. 6.—Statement comparing Charges to date with Sanctioned Estimates.

Particulars.	CHARGES AGAINST CLOSED SANCTIONS.			CURRENT SANCTIONS.			Total charges to date against old and current sanctions.	REMARKS.	
	Expenditure against construction estimate.	Expenditure against open canal sanctions.	Total.	Charges to date.	Amount of sanctioned estimate.	Unspent balance of estimate.		G.O. No. and date.	Amount of estimate.
<i>Direct charges.</i>	RS.	RS.	RS.	RS.	RS.	RS.	RS.		RS.
Works	13,07,547	23,62,298	36,69,845	8,53,770	14,90,968	6,37,198	45,23,615	Mis. 64 I., 11th February 1920 ..	8,700
Establishment ..	3,07,377	4,89,283	7,96,660	1,59,209	3,72,526	2,13,317	9,65,869	Mis. 506 I., 21st December 1921 ..	2,719
Tools and plant ..	40,659	57,785	98,444	23,483	29,773	6,280	1,21,937	Mis. 242 I., 15th July 1921 ..	31,300
Suspense account	952	..	— 952	952	Mis. 458 I., 23rd November 1921.	2,63,000
Total ..	16,55,583	29,09,366	45,64,949	10,37,424	18,93,267	8,55,843	56,02,573	Mis. 69 I., 22nd February 1922 ..	9,800
<i>Less—Receipts on Capital account.</i>	1,985	428	2,413	2,413	Mis. 142 I., 27th April 1922 ..	2,523
Net Total ..	16,53,598	29,08,938	45,62,536	10,37,424	18,93,267	8,55,843	55,99,960	Mis. 302 I., 9th November 1923 ..	54,950
<i>Indirect charges.</i>								Mis. 306 I., 13th November 1923.	2,236
Capitalized abatement of land revenue ..	66,184	12,913	79,097	256	..	— 256	79,353	Mis. 310 I., 27th November 1923.	1,140
Leave and pension allowances ..	57,144	68,502	1,25,646	22,288	..	— 22,288	1,47,934	Mis. 103 I., 11th April 1924 ..	90,000
Audit and accounts.	..	2,561	2,561	7,622	..	— 7,622	10,183	Press 293 I., 1st September 1924 ..	50,000
Total ..	1,23,328	83,976	2,07,304	30,166	..	— 30,166	2,37,470	Press 433 I., 11th December 1924.	2,78,000
Grand Total ..	17,76,926	29,92,914	47,69,840	10,67,590	18,93,267	8,25,677	58,37,430	Mis. 458 I., 23rd December 1924.	2,32,600
								Mis. 459 I., 23rd December 1924.	4,64,000
								Total ..	14,90,968

ADMINISTRATIVE ACCOUNTS
FOR THE YEAR 1925-26.

MADRAS PRESIDENCY.

KATTALAI ANICUT RIGHT BANK CANAL—*Canal Project.*

No. 2.—Capital Account for and to end of 1925-1926.

Heads of account.	DIRECT CHARGES.			Cost of construction as now estimated.	Expenditure against closed estimate.
	Previous.	1925-1926.	Total.		
I. WORKS—		RS.	RS.	RS.	
2. <i>Main Canals and Branches—</i>					
L. Earthwork	4,56,357	4,56,357
Total, Works	4,56,357	4,56,357
II. ESTABLISHMENT—					
Non-voted—					
Pay of officers	6,854	6,854
Passage pay	476	476
Voted—					
Pay of officers	7,170	7,170
Pay of establishment	16,633	16,633
Travelling allowance	5,467	5,467
Fixed travelling allowance.	..	547	547
Other compensatory allowance.	..	30	30
Other non-contract contingencies.	..	1,137	1,137
Total, Establishment	38,314	38,314
III. TOOLS AND PLANT—					
New supplies—					
Scientific instruments and drawing materials.	..	2,570	2,570
Plant and machinery	25,553	25,553
Tools	35,700	35,700
Office furniture	493	493
Repairs and carriage	4,277	4,277
Total, Tools and Plant	68,593	68,593
IV. SUSPENSE	3,550	3,550
Total	5,66,814	5,66,814
V. Less—RECEIPTS ON CAPITAL ACCOUNT.	..	136	136
Net Total	5,66,678	5,66,678	6,50,000	..
Chargeable to 55-A. Irrigation works—Productive.	..	5,66,678	5,66,678

IRRIGATION BRANCH.

PUBLIC WORKS DEPARTMENT.

KATTALAI ANICUT RIGHT BANK CANAL—*Canal Project*—cont.

No. 4.—Interest Account for and to end of 1925-1926.

	Amount.		Amount.
	Rs.		Rs.
Total interest charges to end of 1924-1925.	..	Net revenue realized to end of 1924-1925.	..
Total interest charges for the year 1925-1926.	14,734	Net revenue realized during 1925-1926.	..
		Balance, net interest charges.	14,734
Total ..	14,734	Total ..	14,734

No. 5.—Account of Indirect Charges for and to end of 1925-1926.

Particulars.	Previous.	1925-1926.	Total.
CAPITAL—	RS.	RS.	RS.
Capitalization of abatement of land revenue
Leave and pension allowances	7,233	7,233
Audit and accounts	4,564	4,564
Total	11,797	11,797
REVENUE--			
Leave and pension allowances
Audit and accounts
Total
Grand Total	11,797	11,797

KATTALAI ANICUT RIGHT BANK CANAL—*Canal Project*—cont.

No. 6.—Statement comparing Charges to date with Sanctioned Estimates.

Particulars.	CHARGES AGAINST CLOSED SANCTIONS.			CURRENT SANCTIONS.			Total charges to date against old and current sanctions.	REMARKS.	
	Expenditure against construction estimate.	Expenditure against open canal sanction.	Total.	Charges to date.	Amount of sanctioned estimate.	Unspent balance of estimate.		G.O. No. and date.	Amount of estimate.
<i>Direct Charges.</i>				RS.	RS.	RS.			RS.
Works	4,56,357	Mis. 199 I., 8th May 1925.	6,50,000 This represents administrative approval of Government. Technical sanction is still awaited.
Establishment	38,314		
Tools and plant	68,593		
Suspense account	3,550		
Total	5,66,814		
<i>Less—Receipts on Capital account</i>	136		
Net Total	5,66,678		
<i>Indirect Charges.</i>									
Capitalized abatement of land revenue		
Leave and pension allowances	7,233		
Audit and account	4,564		
Total	11,797		
Grand Total	5,78,475	6,50,000	71,525	..		

CAUVERY-METTUR—Reservoir Project—Canal Project.

No. 2.—Capital Account for and to end of 1925-1926.

Heads of account.	DIRECT CHARGES.			Cost of construction as now estimated.	Expenditure against closed estimate.
	Previous.	1925-1926.	Total.		
	RS.	RS.	RS.	RS.	RS.
I. WORKS—					
(1) <i>Head Works—</i>					
A. Preliminary expenses	14,354	14,354	2,50,000	..
B. Land	1,73,572	1,73,572	20,31,200	..
C. Works	2,510	2,510	1,96,52,200	..
K. Buildings	27,357	27,357	10,03,400	..
O. Miscellaneous	1,02,864	1,02,864	12,05,000	..
P. Maintenance	10	10	1,92,000	..
Unforeseen works	52,49,200	..
Total	3,20,667	3,20,667	2,75,83,000	..
(2) <i>Main Canals and Branches—</i>					
A. Preliminary expenses	1,843	1,843	1,17,300	..
B. Land	16,480	16,480	15,29,034	..
D. Regulators	26	26	4,56,664	..
E. Falls and weirs	1,75,787	..
F. (1) Other cross drainage works.	..	2,392	2,392	24,83,141	..
G. Bridges	8,65,056	..
H. Escapes	69,196	..
K. Buildings	6,013	6,013	2,91,640	..
L. Earthwork	29,02,281	..
M. Plantations	52,209	..
O. Miscellaneous	19,326	19,326	1,58,005	..
P. Maintenance	69,600	..
Unforeseen works	18,17,887	..
Total	46,080	46,080	1,09,87,900	..
(3) <i>Distributaries—</i>					
A. Preliminary expenses	1,120	1,120	1,25,390	..
B. Land	28,07,400	..
C. Works	18,47,123	..
L. Earthwork	16,49,885	..
O. Miscellaneous	25,404	..
P. Maintenance	52,550	..
Unforeseen works	1,65,148	..
Total	1,120	1,120	66,72,900	..
(5) <i>Special Tools and Plant</i>	..	2,97,235	2,97,235	79,83,000	..
Total Works	6,65,102	6,65,102	5,32,26,800	..

ADMINISTRATIVE ACCOUNTS
FOR THE YEAR 1925-26.

MADRAS PRESIDENCY.

CAUVERY-METTIUR—Reservoir Project—Canal Project—cont.

No. 2.—Capital Account for and to end of 1925-1926.

Heads of account.	DIRECT CHARGES.			Cost of construction as now estimated.	Expenditure against closed estimate.
	Previous.	1925-1926.	Total.		
II.—ESTABLISHMENT—	RS.	RS.	RS.	RS.	RS.
Non-voted—					
Pay of officers	50,072	50,072		
Passage pay	943	943		
Voted—					
Pay of officers	10,802	10,802		
Pay of establishment	37,534	37,534		
Travelling allowance	19,690	19,690		
Fixed travelling allowance.	..	3,042	3,042		
Contract contingencies	85	85		
Non-contract contingencies.	..	9,141	9,141		
Other contingencies	282	282		
Total	1,31,591	1,31,591		
English cost of establishment—Par value.	..	11,102	11,102		
<i>Deduct</i> —Charges debited to other heads of account.		
<i>Add</i> —Amount debited by transferred establishment.	..	3,590	3,590		
Net Total, Establishment	1,46,283	1,46,833	56,24,000	
III.—TOOLS AND PLANT—					
New supplies -					
Scientific instruments and drawing materials.	..	7,489	7,489		
Tools	5,233	5,233		
Office furniture	5,214	5,214		
Navigation plant	40	40		
Camp equipage	3,124	3,124		
Repairs and carriage	825	825		
Total, Tools and Plant	21,925	21,925		
<i>Deduct</i> —Charges debited to other heads of account.		
<i>Add</i> —Amount debited by transferred.	..	— 18	— 18		
Net Total, Tools and Plant	21,907	21,907	8,96,000	
IV.—SUSPENSE	8,533	8,533	1,42,000	
Grand Total	8,41,825	8,41,825	5,98,88,800	
V.—Loss—RECEIPTS ON CAPITAL ACCOUNT.	..	1,772	1,772	7,50,000	
<i>Add</i> —Loss by Exchange	3,586	3,586	..	
Net Total	8,43,639	8,43,639	5,91,38,800	
Chargeable to 55-A.—Irrigation Works—Productive.	..	8,43,639	8,43,639		

CAUVERY-METTUR—Reservoir Project—Canal Project—cont.

No. 4.—Interest account for and to end of 1925-1926.

	Amount.		Amount.
	RS.		RS.
Total interest charges to end of 1924-1925.	..	Net revenue realized to end of 1924-1925.	..
Total interest charges for the year 1925-1926.	21,935	Net revenue realized during 1925-1926.	..
		Balance, net interest charges ..	21,935
Total ..	21,935	Total ..	21,935

No. 5.—Account of Indirect Charges for and to end of 1925-1926.

Particulars.	Previous.	1925-1926.	Total.
Capital—	RS.	RS.	RS.
Capitalization of abatement of land revenue.
Leave and pension allowances	17,972	17,972
Audit and accounts	6,651	6,651
Total	24,623	24,623
Revenue—			
Capitalization of abatement of land revenue.
Leave and pension allowances
Audit and accounts
Total
Grand Total	24,623	24,623

CAUVERY-METTUR—Reservoir Project—Canal Project—cont.

No. 6.—Statement comparing Charges to date with Sanctioned Estimates.

Particulars.	CHARGES AGAINST CLOSED SANCTIONS.			CURRENT SANCTIONS.			Total charges to date against old and current sanctions.	REMARKS.	
	Expenditure against construction estimate.	Expenditure against open canal sanction.	Total.	Charges to date.	Amount of sanctioned estimate.	Unspent balance of estimate.		G. O. No. and date.	Amount of estimate.
<i>Direct Charges.</i>					RS.			<i>Direct Charges.</i>	
Works	6,65,102	5,32,26,800	5,25,61,698	..	94 I., 31st March 1924.	} 5,32,26,800
Establishment	1,48,283	56,24,000	54,77,717	..	212 I., 18th May 1925.	
Tools and plant	21,907	8,96,000	8,74,093	..		
Suspense account	8,523	1,42,000	1,33,467	..		
Total	8,41,825	5,98,88,800	5,90,46,975	..		
Less—Receipts on Capital Account	1,772	7,60,000	7,48,228	..	<i>Indirect Charges.</i>	
Add—Loss by Exchange	3,586	..	— 3,586	..		
Net Total	8,43,639	5,91,38,800	5,82,95,161	..	Do.	20,61,200
<i>Indirect Charges.</i>									
Capitalization of abatement of land revenue.	8,13,000	8,13,000	..		
Leave and pension allowances..	17,972	7,98,500	7,80,528	..		
Audit and accounts	6,651	4,49,700	4,43,049	..		
Total	24,623	20,61,200	20,36,577	..		
Grand Total	8,68,262	6,12,00,000	6,03,31,738	..		

ADMINISTRATIVE ACCOUNTS FOR THE YEAR 1925-26.

NANDYAR CHANNEL SYSTEM—*Canal Project.*

No. 2.—Capital Account for and to end of 1925-1926.

Heads of account.	DIRECT CHARGES.			Cost of construction as now estimated (construction estimate closed).	Expenditure against closed estimate.
	Previous.	1925-1926.	Total.		
I. WORKS—					
(2) <i>Main Canals and Branches—</i>					
B. Land
D. Regulators	3,003	..	3,003	3,003	3,003
E. Falls and weirs	6,056	..	6,056	6,056	6,056
F. (1) Other cross drainage works.	20,155	..	20,155	20,155	20,155
G. Bridges	2,894	..	2,894	2,894	2,894
K. Buildings	15,879	..	15,879	15,879	15,879
L. Earthwork	2,067	..	2,067	2,067	2,067
N. Tanks and reservoirs.	514	..	514	514	514
O. Miscellaneous	908	..	908	908	908
Total	51,476	..	51,476	51,476	51,476
Total, Works	51,476	..	51,476	51,476	51,476
II. ESTABLISHMENT	11,755	..	11,755	11,755	11,755
III. TOOLS AND PLANT
(a) Grand Total	63,231	..	63,231	63,231	63,231

(a) Chargeable to "43. Minor Works and Navigation—Provincial".

NANDYAR CHANNEL SYSTEM—Canal Project—cont.
No. 3.—Revenue Accounts for and to end of 1925-1926.

ADMINISTRATIVE ACCOUNTS
FOR THE YEAR 1925-26.

281

MADRAS PRESIDENCY.

Receipts.	TOTAL.			Charges.	TOTAL.		
	Previous.	1925-1926.	Total.		Previous.	1925-1926.	Total.
	RS.	RS.	RS.		RS.	RS.	RS.
I. DIRECT RECEIPTS—				I. EXTENSIONS AND IMPROVEMENTS—			
5. Receipts from plantation	3,271	577	3,848	(1) Head works	2,217	..	2,217
6. Receipts from other canal produce ..	1,528	839	2,367	(2) Main canals and branches	3,567	..	3,567
9. Rent of buildings ..	20	7	27	(3) Distributaries	558	..	558
11. Miscellaneous ..	2,563	224	2,787	(4) Drainage and protective works
				(5) Special tools and plant
				Total ..	6,342	..	6,342
Total, Revenue realized in the Public Works Department	7,382	1,647	9,029	II. MAINTENANCE AND REPAIRS—			
Irrigation revenue realized in the Civil Department.	1,01,579	9,268	1,10,867	(1) Head works	10,481	245	10,726
				(2) Main canals and branches	66,263	8,425	74,688
				(3) Distributaries	7,061	..	7,061
				(4) Drainage and protective works
				(5) Special tools and plant
				<i>Add—Unclassifiable outlay</i>
				Total ..	83,805	8,670	92,475
Total, Direct Receipts ..	1,08,961	10,935	1,19,896	Total, Extensions and Improvements and Maintenance and Repairs ..	90,147	8,670	98,817
II. INDIRECT RECEIPTS—				IV. ESTABLISHMENT	24,213	2,097	26,310
Share of land revenue collected in the Civil Department	1,344	54	1,398	V. TOOLS AND PLANT	702	10	692
				VI. REFUNDS OF REVENUE
				Total, Direct Charges ..	1,15,062	10,757	1,25,819

NANDYAR CHANNEL SYSTEM—*Canal Project*—cont.

No. 3.—Revenue Accounts for and to end of 1925-1926—*cont.*

Receipts.	TOTAL.			Charges.	TOTAL.		
	Previous.	1925-1926.	Total.		Previous.	1925-1926.	Total.
Total, Public Works and Civil Departments, Revenue	1,10,305	10,989	1,21,294	Share of collection charges in the Civil Department	5,143	467	5,610
				Indirect charges	3,811	381	4,192
				Total, Direct and Indirect Charges ..	1,24,016	11,605	1,35,621
				*Deduct—Old maintenance charges saved to Government	42,075	4,120	46,195
				Net Total ..	81,941	7,485	89,426
				Balance, net revenue ..	28,354	3,504	31,858
Total Receipts ..	1,10,305	10,989	1,21,294	Grand Total ..	1,10,305	10,989	1,21,294

* *Deduct*—

Extensions and Improvements	Rs.	2,836
Maintenance and Repairs		371
Establishment		776
Tools and plant		— 4
		<hr/>
Total, Direct		3,979
Indirect		141
		<hr/>
Total, Direct and Indirect		4,120

ADMINISTRATIVE ACCOUNTS
FOR THE YEAR 1925-26.

MADRAS PRESIDENCY

NANDYAR CHANNEL SYSTEM—*Canal Project*—cont.

No. 4.—Interest Account for and to end of 1925-1926.

	Amount.		Amount.
	RS.		RS.
Total interest charges to end of 1924-1925	61,959	Net revenue realized to end of 1924-1925	28,364
Total interest charges for the year 1925-1926	2,133	Net revenue realized during 1925-1926	3,504
Balance, net revenue	Balance, net interest charg	32,224
Total ..	64,092	Total ..	64,092

No. 5.—Account of Indirect Charges for and to end of 1925-1926.

Particulars.	Previous.	1925-1926.	Total.
CAPITAL—	RS.	RS.	RS.
Capitalization of abatement of land revenue.	838	..	838
Leave and pension allowances	1,646	..	1,646
Audit and accounts
Total ..	2,484	..	2,484
REVENUE—			
Capitalization of abatement of land revenue.	142	..	142
Leave and pension allowances	3,389	294	3,683
Audit and accounts	280	87	367
Total ..	3,811	381	4,192
Grand Total ..	6,295	381	6,676

NANDYAR CHANNEL SYSTEM—*Canal Project*—cont.

No. 6.—Statement comparing charges to date with sanctioned estimates.

Particulars.	CHARGES AGAINST CLOSED SANCTIONS.			CURRENT SANCTIONS.			Total charges to date against old and current sanctions.	REMARKS.	
	Expenditure against construction estimate.	Expenditure against open canal sanction.	Total.	Charges to date.	Amount of sanctioned estimate.	Unspent balance of estimate.		G.O. No. and date.	Amount of estimate.
<i>Direct Charges.</i>	RS.	RS.	RS.				RS.		
Works	43,488	7,988	51,476	51,476		
Establishment	10,002	1,753	11,755	11,755		
Tools and plant		
Suspense account		
Total ..	53,490	9,741	63,231	63,231		
<i>Loss—Receipts on Capital Account.</i>		
Net Total ..	53,490	9,741	63,231	63,231		
<i>Indirect Charges.</i>									
Capitalized abatement of land revenue.	818	20	838	838		
Leave and pension allowances ..	1,400	246	1,646	1,646		
Total ..	2,218	266	2,484	2,484		
Grand Total ..	55,708	10,007	65,715	65,715		

ADMINISTRATIVE ACCOUNTS
FOR THE YEAR 1925-26.

MADRAS PRESIDENCY.

PERIYAR SYSTEM—*Tank Project.*

No. 2.—Capital Account for and to end of 1925-1926.

Heads of account.	DIRECT CHARGES.			Amount of construction as now estimated (construction estimate closed on 31st March 1927).	Expenditure against closed estimate.
	Previous.	1925-1926.	Total.		
J. WORKS—	RS.	RS.	RS.	RS.	RS.
(1) <i>Head Works—</i>					
A. Preliminary expenses	87,181	..	87,181	87,181	87,181
B. Land	69,057	..	69,057	69,057	69,057
C. Works	43,42,231	..	43,42,231	43,42,232	43,42,232
K. Buildings	3,19,304	..	3,19,304	3,19,304	3,19,304
L. Earthwork	1,82,663	..	1,82,663	1,82,663	1,82,663
O. Miscellaneous	1,83,487	..	1,83,487	1,83,487	1,83,487
P. Maintenance	74,692	..	74,692	74,692	74,692
Total	52,58,615	..	52,58,615	52,58,616	52,58,616
(2) <i>Main Canals and Branches—</i>					
A. Preliminary expenses.	24,650	..	24,650	24,650	24,650
B. Land	78,581	..	78,581	78,581	78,581
C. Masonry works	1,75,769	..	1,75,769	1,75,769	1,75,769
D. Regulators	86,703	..	86,703	86,703	86,703
E. Falls and weirs	20,759	..	20,759	20,759	20,759
F. (1) Other cross drainage works.	3,91,289	..	3,91,289	3,91,289	3,91,289
G. Bridges	72,797	..	72,797	72,797	72,797
H. Escapes	2,416	..	2,416	2,416	2,416
K. Buildings	33,814	..	33,814	33,814	33,814
L. Earthwork	5,71,271	..	5,71,271	5,71,271	5,71,271
O. Miscellaneous	21,211	..	21,211	21,211	21,211
P. Maintenance	85,862	..	85,862	85,862	85,862
Total	15,65,122	..	15,65,122	15,65,122	15,65,122
(3) <i>Distributaries—</i>					
A. Preliminary expenses	10,734	..	10,734	10,734	10,734
B. Land	97,108	3,147	1,00,255	92,233	91,511
C. Works	3,05,508	2,787	3,08,295	3,09,778	3,54,718
D. Regulators	22,401	..	22,401	22,401	22,401
E. Falls and weirs	86,010	..	86,010	86,010	86,010
F. (1) Other cross drainage works	31,701	..	31,701	31,701	31,701
G. Bridges	20,208	..	20,208	20,208	20,208
K. Buildings	7,105	..	7,105	7,105	7,105
L. Earthwork	4,04,653	..	4,04,653	4,04,653	4,04,653
O. Miscellaneous	27,027	2,194	29,221	30,196	26,536
P. Maintenance	22,863	152	23,015	23,100	22,866
Total	10,95,318	8,280	11,03,598	10,98,119	10,78,462
(4) <i>Drainage and Protective works—</i>					
B. Land	16,179	..	16,179	43,739	16,179
C. Works	1,033	..	1,033	23,163	1,033
L. Earthwork	13,272	..	13,272	23,592	13,272
O. Miscellaneous	3,882	..	3,882	3,882	3,882
Total	34,366	..	34,366	93,376	34,366

PERIYAR SYSTEM—*Tank Project*—cont.No. 2.—Capital Account for and to end of 1925–1926—*cont.*

Heads of account.	DIRECT CHARGES.			Amount of construction as now estimated (construction estimate closed on 31st March 1927).	Expenditure against closed estimate.
	Previous.	1925–1926.	Total.		
I. WORKS— <i>cont.</i>	RS.	RS.	RS.	RS.	RS.
(5) <i>Special tools and plant</i>
Provision for unforeseen works.
Total, Works ..	79,53,421	8,280	79,61,701	80,15,233	79,36,566
II. ESTABLISHMENT ..	16,65,682	2,003	16,67,685	16,77,850	16,59,563
III. TOOLS AND PLANT ..	7,67,044	—10	7,67,034	7,68,225	7,66,958
Grand Total ..	1,03,86,147	10,273	1,03,96,420	1,04,61,308	1,03,63,087
V. <i>Less</i> —RECEIPTS ON CAPITAL ACCOUNT.	17,936	..	17,936	17,936	17,936
(a) Net Total ..	1,03,68,211	10,273	1,03,78,484	1,04,43,372	1,03,45,151
Chargeable to 49. Irrigation works.	1,03,11,093	..	1,03,11,093
Do. to 55-A. Irrigation works—1. Productive.	57,118	10,273	67,391
Total ..	1,03,68,211	10,273	1,03,78,484

PERIVAR SYSTEM—Tank Project—cont.
No. 3.—Revenue Account for and to end of 1925-1926.

Receipts.	TOTAL.			Charges.	TOTAL.		
	Previous.	1925-1926.	Total.		Previous.	1925-1926.	Total.
	RS.	RS.	RS.		RS.	RS.	RS.
I. DIRECT RECEIPTS—				I. EXTENSIONS AND IMPROVEMENTS—			
3. Sales of water	50	50	(1) Head works	54,843	1,98,051	2,52,894
4. Water-supply of towns	645	..	645	(2) Main canals and branches	31,693	4,906	36,599
5. Receipts from plantations	34,407	3,882	38,289	(3) Distributaries	2,40,021	2,656	2,42,677
6. Receipts from other canal produce.	1,47,284	5,717	1,53,001	(4) Drainage and protective works	16,984	..	16,984
8. Receipts from navigation	10,611	609	11,220	(5) Special tools and plant	83	..	83
9. Rents of buildings	12,009	1,512	13,521	Total	3,43,624	2,05,613	5,49,237
10. Fines	80	51	131	II. MAINTENANCE AND REPAIRS—			
11. Miscellaneous	42,697	5,236	47,933	(1) Head works	3,18,242	14,117	3,32,359
Deduct Refunds	208	62	270	(2) Main canals and branches	5,59,944	— 20,854	5,39,090
Total, Revenue realized in the Public Works Department	2,47,525	16,995	2,64,520	(3) Distributaries	6,32,471	69,643	7,02,114
Irrigation revenue realized in Civil Department	1,49,29,683	7,96,883	1,57,26,566	(4) Drainage and protective works	10,266	267	10,533
Total, Direct Receipts	1,51,77,208	8,13,878	1,59,91,086	(5) Special tools and plant	15,102	..	15,102
				Total	15,36,025	63,173	15,99,198
				III. COMPENSATION	11,76,048	85,930	12,61,978
				Total, Extensions and Improvements and Maintenance and Repairs	30,55,697	3,54,716	34,10,413
				IV. ESTABLISHMENT	12,04,142	85,798	12,89,940
				V. TOOLS AND PLANT	84,905	— 420	84,485
				VI. REFUNDS OF REVENUE	2,619	..	2,619
				Total, Direct Charges	43,47,363	4,40,094	47,87,457

PERIYAR SYSTEM—Tank Project—cont.

No. 3.—Revenue Account for and to end of 1925-1926—cont.

Receipts.	TOTAL.			Charges.	TOTAL.		
	Previous.	1925-1926.	Total.		Previous.	1925-1926.	Total.
	RS.	RS.	RS.		RS.	RS.	RS.
II. INDIRECT RECEIPTS—				Share of collection charges in the Civil Department	7,62,217	40,436	8,02,653
Share of land revenue collected in the Civil Department	11,35,661	78,331	12,13,992	Indirect charges	1,98,992	15,706	2,14,698
Total, Public Works and Civil Departments, Revenue	1,63,12,869	8,92,209	1,72,05,078	Total, Direct and Indirect Charges ..	53,08,572	4,96,236	58,04,808
				<i>Deduct</i> —* Old maintenance charges saved to Government ..	8,68,514	33,265	9,01,779
				Net Total ..	44,40,058	4,62,971	49,03,029
				Balance, net revenue	1,18,72,811	4,29,238	1,23,02,049
Total, Receipts ..	1,63,12,869	8,92,209	1,72,05,078	Grand Total ..	1,63,12,869	8,92,209	1,72,05,078

* Direct—

	RS.
Extensions and improvements	4,474
Maintenance and repairs	21,422
Establishment	6,263
Tools and plant	— 30
Total, Direct ..	32,129
Indirect	1,136
Total, Direct and Indirect ..	33,265

PERIYAR SYSTEM—*Tank Project*—cont.

No. 4.—Interest Account for and to end of 1925-1926.

	Amount.		Amount.
	RS.		RS.
Total interest charges to end of 1924-1925	1,12,57,808	Net revenue realized to end of 1924-1925	1,18,72,811
Total interest charges for the year 1925-1926	3,46,419	Net revenue realized during 1925-1926	4,29,239
Balance, net revenue	6,97,822		
Total ..	1,23,02,049	Total ..	1,23,02,049

No. 5.—Account of Indirect Charges for and to end of 1925-1926.

Particulars.	Previous.	1925-1926.	Total.
CAPITAL—	RS.	RS.	RS.
Capitalization of abatement of land revenue.	1,36,458	..	1,36,458
Leave and pension allowances	2,33,116	280	2,33,396
Audit and accounts	414	83	497
Total ..	3,69,988	363	3,70,351
REVENUE—			
Capitalization of abatement of land revenue.	25,680	147	25,827
Leave and pension allowances	1,67,750	12,012	1,79,762
Audit and accounts	5,562	3,547	9,109
Total ..	1,98,992	15,706	2,14,698
Grand Total ..	5,68,980	16,069	5,85,049

PERIYAR SYSTEM—*Lank Project*—CONT.

No. 6.—Statement comparing Charges to date with Sanctioned Estimates.

Particulars.	CHARGES AGAINST CLOSED SANCTIONS.			CURRENT SANCTIONS.			Total charges to date against old and current sanctions.	REMARKS.	
	Expenditure against construction estimate.	Expenditure against open canal sanction.	Total.	Charges to date.	Amount of sanctioned estimate.	Unspent balance of estimate.		G.O. No. and date.	Amount of estimate.
<i>Direct Charges.</i>	RS.	RS.	RS.	RS.	RS.	RS.	RS.		RS.
Works	60,69,752	18,65,814	79,36,566	25,135	78,667	53,532	79,61,701		
Establishment	13,46,177	5,13,386	16,59,563	8,122	18,287	10,165	15,67,685		
Tools and plant	7,28,291	38,667	7,66,958	76	1,267	1,191	7,67,034		
Suspense account		
Total ..	81,44,220	22,18,867	1,03,63,087	33,333	98,221	64,888	1,03,96,420		
<i>Less—Receipts on Capital Account.</i>	14,203	3,783	17,986	17,986		
Net Total ..	81,30,017	22,15,134	1,03,45,151	33,333	98,221	64,888	1,03,78,484		
<i>Indirect Charges.</i>									
Capitalized abatement of land revenue.	34,661	1,01,797	1,36,458	1,36,458		
Leave and pension allowances ..	1,88,466	43,874	2,32,340	1,054	..	— 1,056	2,33,396		
Audit and accounts	246	246	251	..	— 251	497		
Total ..	2,23,127	1,45,917	3,69,044	1,307	..	— 1,307	3,70,351		
Grand Total ..	83,53,144	23,61,051	1,07,14,195	34,640	98,221	63,581	1,07,48,835		
								Mis. 225 I., 25th June 1918.	1,850
								Mis. 49 I., 28th Jan. 1920.	59,010
								Mis. 176 I., 1st June 1920.	2,075
								Mis. 249 I., 20th July 1921.	4,332
								Mis. 378 I., 27th Sep. 1921.	9,300
								Mis. 409 I., 24th Oct. 1921.	2,100
								Total ..	78,667

SRIVAİKUNTAM ANICUT SYSTEM—*Canal Project.*

No. 2.—Capital Account for and to end of 1925-1926.

Heads of account.	DIRECT CHARGES.			Cost of construction as now estimated (construction estimate closed on 31st March 1889).	Expenditure against closed estimate.
	Previous.	1925-1926.	Total.		
I. WORKS—	RS.	RS.	RS.	RS.	RS.
(1) <i>Head Works—</i>					
B. Land	960	..	930	960	960
C. Works	2,08,497	..	2,08,497	2,08,497	2,08,497
K. Buildings	11,705	..	11,705	11,705	11,705
O. Miscellaneous	24,999	..	24,999	24,999	24,999
Total	2,46,161	..	2,46,161	2,46,161	2,46,161
(2) <i>Main Canals and Branches—</i>					
B. Land	48,103	..	48,103	48,103	48,103
D. Regulators	54,491	..	54,491	54,491	54,491
E. Falls and weirs	1,140	..	1,140	1,140	1,140
F. (1) Other cross drainage works.	35,838	..	35,838	35,838	35,838
G. Bridges	29,201	..	29,201	29,201	29,201
H. Escapes	6,938	..	6,938	6,938	6,938
K. Buildings	2,025	..	2,025	2,025	2,025
L. Earthwork	2,37,611	..	2,37,611	2,37,611	2,37,611
N. Tanks and reservoirs	3,62,964	..	3,62,964	3,62,964	3,62,964
O. Miscellaneous	1,312	..	1,312	1,312	1,312
Total	7,79,623	..	7,79,623	7,79,623	7,79,623
(3) <i>Distributaries—</i>					
B. Land	13,870	..	13,870	13,870	13,870
C. Works	67,773	..	67,773	67,773	67,773
L. Earthwork	1,23,421	..	1,23,421	1,23,421	1,23,421
N. Tanks and reservoirs	49,053	..	49,053	49,053	49,053
O. Miscellaneous	40	..	40	40	40
Total	2,54,157	..	2,54,157	2,54,157	2,54,157
(4) <i>Drainage and Protective Works—</i>					
B. Land	2,439	..	2,439	2,439	2,439
C. Works	2,998	..	2,998	2,998	2,998
L. Earthwork	38,305	..	38,305	38,305	38,305
Total	43,742	..	43,742	43,742	43,742

SRIVAİKUNTAM ANICUT SYSTEM—*Canal Project*—cont.

No. 2.—Capital Account for and to end of 1925-1926—cont

Heads of account.	DIRECT CHARGES.			Cost of construction as now estimated (construction estimate closed on 31st March 1889).	Expenditure against closed estimate.
	Previous.	1925-1926.	Total.		
I. WORKS—cont.	RS.	RS.	RS.	RS.	RS.
(5) <i>Special tools and plant</i>
Provision for unforeseen works
Total, Works ..	13,23,683	..	13,23,683	13,23,683	13,23,683
II. ESTABLISHMENT	3,33,353	..	3,33,353	3,33,353	3,33,353
III. TOOLS AND PLANT	10,792	..	10,792	10,792	10,792
Grand Total ..	16,67,828	..	16,67,828	16,67,828	16,67,828
V. <i>Less</i> —RECEIPTS ON CAPITAL ACCOUNT.	369	..	369	369	369
(a) Net Total ..	16,67,459	..	16,67,459	67,459	16,67,459
(a) Chargeable to 49. Irrigation works.	16,55,399	..	16,55,399		
Do. 55-A. Irrigation	12,060	..	12,060		
works—1. Productive.					
Total ..	16,67,459	..	16,67,459		

SRIVAIKUNTAM ANICUT SYSTEM—*Canal Project*—cont.
No. 3.—Revenue Account for and to end of 1925-1926.

Receipts.	TOTAL.			Charges.	TOTAL.		
	Previous.	1925-1926.	Total.		Previous.	1925-1926.	Total.
	RS.	RS.	RS.		RS.	RS.	RS.
I. DIRECT RECEIPTS—				I. EXTENSIONS AND IMPROVEMENTS—			
Water-supply of towns ..	32,831	..	32,831	(1) Head works	6,726	..	6,726
Receipts from plantations ..	26,053	1,376	27,429	(2) Main canals and branches	67,808	155	67,963
Receipts from other canal produce.	57,543	3,224	60,767	(3) Distributaries	30,601	832	31,433
Water power	171	..	171	(4) Drainage and protective works	52,433	65,306	1,17,733
Rents of buildings	13,697	423	14,120	(5) Special tools and plant
Fines	50	..	50	Total ..	1,57,568	66,287	2,23,855
Miscellaneous	9,606	29	9,635	II. MAINTENANCE AND REPAIRS—			
Deduct—Refunds	50	..	50	(1) Head works	1,18,616	8,265	1,26,884
				(2) Main canals and branches	7,79,736	46,478	8,26,214
Total, Revenue realized in Public Works Department.	1,39,901	5,052	1,44,953	(3) Distributaries	2,33,674	6,834	2,40,508
Irrigation Revenue realized in Civil Department.	57,25,008	1,48,966	58,73,974	(4) Drainage and protective works	2,56,162	27,147	2,83,309
				(5) Special tools and plant	12	..	12
				<i>Add—Unclassifiable outlay</i>
Total, Direct Receipts ..	58,64,909	1,54,018	60,18,927	Total ..	13,88,200	88,727	14,76,927
				Total, Extensions and Improvements and Maintenance and Repairs.	15,45,768	1,55,014	17,00,782
				IV. ESTABLISHMENT	6,68,452	37,495	7,05,947
				V. TOOLS AND PLANT	10,116	— 184	9,932
				VI. REFUNDS OF REVENUE	660	..	660
				Total, Direct Charges ..	22,24,996	1,92,325	24,17,321
				Share of collection charges in the Civil Department.	3,07,150	7,523	3,14,673

SRIVAİKUNTAM ANICUT SYSTEM—*Canal Project*—cont.

No. 3.—Revenue Account for and to end of 1925-1926—cont.

Receipts.	TOTAL.			Charges.	TOTAL.		
	Previous.	1925-1926.	Total.		Previous.	1925-1926.	Total.
II. INDIRECT RECEIPTS—	RS.	RS.	RS.	Indirect charges	RS.	RS.	RS.
Share of land revenue collected in the Civil Department.	86,729	1,490	88,219	Total, Direct and Indirect Charges ..	1,05,473	6,799	1,12,272
				<i>Deduct</i> —* Old maintenance charges saved to Government.	26,37,619	2,06,647	28,44,266
					4,03,547	7,141	4,10,688
Total, Public Works and Civil Departments, Revenue.	59,51,638	1,55,508	61,07,146	Net Total ..	22,34,072	1,99,506	24,33,578
				Balance, net revenue ..	37,17,566	— 43,998	36,73,568
Total, Receipts ..	59,51,638	1,55,508	61,07,146	Grand Total ..	59,51,638	1,55,508	61,07,146

* Direct—

Extensions and improvements	RS.	352
Maintenance and repairs	5,208	
Establishment	1,345	
Tools and plant	— 7	
Total, Direct ..	6,898	
Indirect	243	
Total, Direct and Indirect ..	7,141	

ADMINISTRATIVE ACCOUNTS
FOR THE YEAR 1925-26.

MADRAS PRESIDENCY.

SRIVAİKUNTAM ANICUT SYSTEM—*Canal Project*—cont.

No. 4.—Interest Account for and to end of 1925-1926.

	Amount.		Amount.
	rs.		rs.
Total interest charges to end of 1924-1925	28,41,317	Net revenue realized to end of 1924-1925	37,17,566
Total interest charges for the year 1925-1926	56,658	Net revenue realized during 1925-1926	— 43,998
Balance, net revenue	7,75,593		
Total ..	36,73,568	Total ..	36,73,568

No. 5.—Account of Indirect Charges for and to end of 1925-1926.

Particulars.	Previous.	1925-1926.	Total.
Capital—	RS.	RS.	RS.
Capitalization of abatement of land revenue ..	41,229	..	41,229
Leave and pension allowances	66,298	..	66,298
Audit and accounts	77	..	77
Total ..	1,07,604	..	1,07,604
Revenue—			
Capitalization of abatement of land revenue ..	410	..	410
Leave and pension allowances	99,765	5,219	1,05,014
Audit and accounts	5,298	1,550	6,848
Total ..	1,05,473	6,799	1,12,272
Grand Total ..	2,13,077	6,799	2,19,876

SRIVAİKUNTAM ANICUT SYSTEM—Canal Project—cont.

No. 6.—Statement comparing Charges to date with Sanctioned Estimates.

Particulars.	CHARGES AGAINST CLOSED SANCTIONS.			CURRENT SANCTIONS.			Total charges to date against old and current sanctions.	REMARKS.	
	Expenditure against construction estimate.	Expenditure against open canal sanction.	Total.	Charges to date.	Amount of sanctioned estimate.	Unspent balance of estimate.		G.O. No. and date.	Amount of estimate.
<i>Direct Charges.</i>	RS.	RS.	RS.				RS.		
Works	10,50,679	2,73,004	13,23,683	13,23,683		
Establishment	2,90,193	43,160	3,33,353	3,33,353		
Tools and plant	10,524	268	10,792	10,792		
Suspense account		
Total ..	13,51,396	3,16,432	16,67,828	16,67,828		
<i>Less—Receipts on Capital account ..</i>	<i>369</i>	<i>..</i>	<i>369</i>	<i>..</i>	<i>..</i>	<i>..</i>	<i>369</i>		
Net Total ..	13,51,027	3,16,432	16,67,459	16,67,459		
<i>Indirect Charges.</i>									
Capitalized abatement of land revenue.	40,408	821	41,229	41,229		
Leave and pension allowances	60,259	6,039	66,298	66,298		
Audit and accounts	77	77	77		
Total ..	1,00,667	6,937	1,07,604	1,07,604		
Grand Total ..	14,51,694	3,23,369	17,75,063	17,75,063		

ADMINISTRATIVE ACCOUNTS
FOR THE YEAR 1925-26.

MADRAS PRESIDENCY.

MADRUR ANICUT SYSTEM—*Canal Project.*

No. 2.—Capital Account for and to end of 1925-1926.

Holds of account.	DIRECT CHARGES.			Cost of construction as now estimated (construction estimate closed in 1893).	Expenditure against closed estimate.
	Previous.	1925-1926.	Total.		
I. WORKS—	RS.	RS.	RS.	RS.	RS.
(1) <i>Head Works</i> —					
C. Works	10,441	..	10,441	10,441	10,441
Total ..	10,441	..	10,441	10,441	10,441
(2) <i>Main Canals and Branches</i> —					
L. Earthwork ..	1,398	..	1,398	1,398	1,398
N. Tanks and reservoirs.	23,658	2,084	25,740	30,718	23,658
Total ..	25,056	2,082	27,138	32,116	25,056
(3) <i>Distributaries</i> —					
B. Land	308	..	308	308	308
C. Works	3,192	..	3,192	2,192	3,192
L. Earthwork ..	2,503	..	2,503	2,503	2,503
Total ..	6,003	..	6,003	6,003	6,003
Total, Works ..	41,500	2,082	43,582	48,560	41,500
II. ESTABLISHMENT	9,041	504	9,545	10,806	9,041
III. TOOLS AND PLANT	— 2	— 2	141	..
Grand Total ..	50,541	2,584	53,125	59,507	50,541
Deduct—Receipts on Capital Account.
(a) Net Total ..	50,541	2,584	53,125	59,507	50,541
(a) Chargeable to 43. Minor Works and Navigation—Provincial.	50,541	..	50,541		
Chargeable to 55-A. Irrigation works—1. Productive.	..	2,584	2,584		
Total ..	50,541	2,584	53,125		

MARUDUR ANICUT SYSTEM—Canal Project— cont.
No. 3.—Revenue Account for and to end of 1925-1926.

Receipts.	TOTAL.			Charges.	TOTAL.		
	Previous.	1925-1926.	Total.		Previous.	1925-1926.	Total.
I. DIRECT RECEIPTS—	RS.	RS.	RS.	I. EXTENSIONS AND IMPROVEMENTS—	RS.	RS.	RS.
5. Receipts from plantations ..	7,684	302	7,986	(1) Head works	733	..	733
6. Receipts from other canal produce.	16,380	1,867	18,247	(2) Main canals and branches	12,982	1,128	14,110
Rents of buildings	10	..	10	(3) Distributaries	10,636	..	10,636
11. Miscellaneous	2,892	9	2,901	(4) Drainage and protective works	4,094	..	4,094
<i>Deduct—Refunds</i>	26	19	45	(5) Special tools and plant
				<i>Add—Unclassifiable outlay</i>	11,000	..	11,000
				Total ..	39,445	1,128	40,573
				II. MAINTENANCE AND REPAIRS—			
Total revenue realized in Public Works Department.	26,940	2,159	29,099	(1) Head works	38,556	6,846	45,402
Irrigation revenue realized in Civil Department.	41,87,916	96,456	42,84,372	(2) Main canals and branches	2,37,946	17,579	2,55,525
				(3) Distributaries	1,00,127	133	1,00,260
				(4) Drainage and protective works	12,439	10,330	22,769
				(5) Special tools and plant
				<i>Add—Unclassifiable outlay</i>	1,98,634	..	1,98,634
				Total ..	5,87,702	34,888	6,22,590
Total, Direct Receipts ..	42,14,856	98,615	43,13,471	Total, Extensions and Improvements and Maintenance and Repairs.	6,27,147	36,016	6,63,162
				IV. ESTABLISHMENT	1,49,268	8,711	1,57,979
				V. TOOLS AND PLANT	648	43	605
				VI. REFUNDS OF REVENUE	145	..	145
				Total, Direct Charges ..	7,77,238	44,684	8,21,892

I. INDIRECT RECEIPTS—

				Share of collection charges in the Civil Department.	2,10,008	4,836	2,14,844
Share of land revenue collected in the Civil Department.	12,238	270	12,508	Indirect charges	22,385	1,579	23,964
				Total, Direct and Indirect Charges ..	10,02,601	51,099	10,60,700
Total, Public Works and Civil Departments, Revenue.	42,27,094	98,885	43,25,979	Deduct—Old maintenance charges saved to Government (a).	1,57,418	6,037	1,63,515
				Net Total ..	8,52,123	45,062	8,97,185
				Balance, net revenue	33,74,971	53,823	34,28,794
				Grand Total ..	42,27,094	98,885	43,25,979
Total, Receipts ..	42,27,094	98,885	43,25,979				

					RS.
(a) Extensions and improvements	200
Maintenance and repairs	4,500
Establishment	1,137
Tools and plant	— 8
				Total, Direct Charges ..	5,831
				Indirect Charges ..	206
				Total, Direct and Indirect ..	6,037

MARUDUR ANICUT SYSTEM—*Canal Project*—cont.

No. 4.—Interest Account for and to end of 1925-1926.

	Amount.		Amount.
	RS.		RS.
Total interest charges to end of 1924-1925	75,440	Net revenue realized to end of 1924-1925	33,74,971
Total interest charges for the year 1925-1926	1,747	Net revenue realized during 1925-1926	53,823
Balance, net revenue	33,51,607		
Total ..	34,28,794	Total ..	34,28,794

No. 5.—Account of Indirect Charges for and to end of 1925-1926.

Particulars.	Previous.	1925-1926.	Total.
CAPITAL—	RS.	RS.	RS.
Leave and pension allowances	1,266	71	1,336
Audit and accounts	21	21
Total ..	1,266	92	1,357
REVENUE—			
Capitalization of abatement of land revenue.	444	..	444
Leave and pension allowances	20,894	1,219	22,113
Audit and accounts	1,047	360	1,407
Total ..	22,385	1,579	23,964
Grand Total ..	23,650	1,671	25,321

MARUDUR ANICUT SYSTEM—Canal Project—cont.

No. 6.—Statement comparing Charges to date with Sanctioned Estimates.

Particulars.	CHARGES AGAINST CLOSED SANCTIONS.			CURRENT SANCTIONS.			Total charges to date against old and current sanctions.	REMARKS.	
	Expenditure against construction estimate.	Expenditure against open canal sanction.	Total.	Charges to date.	Amount of sanctioned estimate.	Unspent balance of estimate.		G.O. No. and date.	Amount of estimate.
<i>Direct Charges.</i>									
Works	32,596	8,910	41,500	2,082	7,060	4,978	43,582		
Establishment	7,496	1,545	9,041	504	1,765	1,261	9,545		
Tools and plant	— 2	141	143	— 2		
Suspense account		
Total	40,086	10,455	50,541	2,584	8,966	6,382	53,125	Mis. 268 I., 7th June 1925.	7,060
Less—Receipts on Capital account		
Net Total	40,086	10,455	50,541	2,584	8,966	6,382	53,125		
<i>Indirect Charges.</i>									
Capitalised abatement of land revenue		
Leave and pension allowances	1,049	216	1,265	71	..	— 71	1,336		
Audit accounts	21	..	— 21	21		
Total	1,049	216	1,265	92	..	— 92	1,357		
Grand Total	41,135	10,671	51,806	2,676	8,966	6,290	54,482		

RUSHIKULYA SYSTEM—*Tank Project.*

No. 2.—Capital Account for and to end of 1925-1926.

Heads of account.	DIRECT CHARGES.			Cost of construction as now estimated (construction estimate closed on 31st March 1901).	Expenditure against closed estimate.
	Previous.	1925-26.	Total.		
I. WORKS—	RS.	RS.	RS.	RS.	RS.
(1) Head Works—					
A. Preliminary expenses ..	15,476	..	15,476	15,476	15,476
B. Land	1,70,021	..	1,70,021	1,70,021	1,70,021
C. Works	13,74,085	6,259	13,80,344	13,89,605	13,62,775
K. Buildings	19,275	..	19,275	19,275	19,275
L. Earthwork	24,017	..	24,017	24,017	24,017
O. Miscellaneous	458	..	458	458	458
R. Maintenance	6,180	..	6,180	6,180	6,180
Total ..	16,09,512	6,259	16,15,771	16,25,032	15,98,152
(2) Main Canals and Branches—					
A. Preliminary expenses ..	5,902	..	5,902	5,902	5,902
B. Land	86,387	..	86,387	86,387	86,387
C. Works	7,090	..	7,090	7,090	7,090
D. Regulators	24,945	..	24,945	24,945	24,945
E. Falls and weirs	10,200	..	10,200	10,200	10,200
F. (1) Other cross drainage works.	4,56,370	..	4,56,370	4,56,370	4,56,370
G. Bridges	1,09,740	..	1,09,740	1,09,740	1,09,740
I. Navigation Works	1	..	1	1	1
K. Buildings	8,129	372	8,501	13,625	2,715
L. Earthwork	9,48,311	..	9,48,311	9,48,311	9,48,311
M. Plantations	3,733	..	3,733	3,733	3,733
N. Tanks and reservoirs	978	..	978	978	978
O. Miscellaneous	10,325	..	10,325	10,325	10,325
P. Maintenance	1,694	..	1,694	1,694	1,694
Total ..	16,73,805	372	16,74,177	16,79,301	16,68,391
(3) Distributaries—					
A. Preliminary expenses ..	5,577	..	5,577	5,577	5,577
B. Land	88,183	..	88,183	87,199	87,199
C. Works	1,81,505	2,358	1,83,863	1,89,975	1,81,505
L. Earthwork	3,00,492	..	3,00,492	3,00,492	3,00,492
O. Miscellaneous	3,619	..	3,619	3,619	3,619
Total ..	5,79,376	2,358	5,81,734	5,86,832	5,78,392
(4) Drainage and Protective— Works—					
L. Earthwork	4,144	..	4,144	4,144	4,144
Total ..	4,144	..	4,144	4,144	4,144

ADMINISTRATIVE ACCOUNTS
FOR THE YEAR 1925-26.

MADRAS PRESIDENCY.

RUSHIKULYA SYSTEM—*Tank Project*—cont.

No. 2.—Capital Account for and to end of 1925-1926—cont.

Heads of account.	DIRECT CHARGES.			Cost of construction as now estimated (construction estimate closed on 31st March 1901).	Expenditure against closed estimate.
	Previous.	1925-26.	Total.		
I. WORKS—cont.	RS.	RS.	RS.	RS.	RS.
(5) <i>Special tools and plant</i>
Total, Works ..	38,66,837	8,989	38,75,826	38,95,309	38,49,079
II. ESTABLISHMENT	8,30,435	3,981	8,34,416	8,32,550	8,21,109
III. TOOLS AND PLANT	1,28,754	238	1,28,992	1,29,166	1,28,265
Grand Total ..	48,26,026	13,208	48,39,234	48,57,025	47,98,453
V. Less—RECEIPTS ON CAPITAL ACCOUNT.	65,853	..	65,853	65,853	65,853
(a) Net Total ..	47,60,173	13,208	47,73,381	47,91,172	47,32,600
(a) Chargeable to " 35. Protective Works—Irrigation "	47,07,008	..	47,07,008		
Chargeable to " 55-A. Irrigation Works—2 Unproductive "	53,165	13,208	66,373		
Total ..	47,60,173	13,208	47,73,381		

RUSHIKULYA SYSTEM—*Tank Project*—cont.

No. 3.—Revenue Account for and to end of 1925-1926.

Receipts.	TOTAL.			Charges.	TOTAL.		
	Previous.	1925-1926.	Total.		Previous.	1925-1926.	Total.
I. DIRECT RECEIPTS—	RS.	RS.	RS.	I. EXTENSIONS AND IMPROVEMENTS—	RS.	RS.	RS.
1. Water-rates	25	..	25	(1) Head works	27,330	101	27,431
3. Sale of water	2,325	..	2,325	(2) Main canals and branches	43,469	5,970	49,439
4. Water-supply of town	19,200	1,225	20,425	(3) Distributaries	61,764	2,809	64,573
5. Receipts from plantations.	5,317	..	5,317	(4) Drainage and protective works	892	..	892
6. Receipts from other canal produce.	22,804	1,332	24,136	(5) Special tools and plant
8. Navigation receipts	24	..	24	Total	1,33,465	8,880	1,42,335
9. Rents of buildings	3,405	192	3,597	II. MAINTENANCE AND REPAIRS—			
10. Fines	17	..	17	(1) Head works	3,68,817	14,998	3,83,815
11. Miscellaneous	12,803	..	12,803	(2) Main canals and branches	5,96,298	26,901	6,23,199
<i>Deduct</i> —Refunds	50	27	77	(3) Distributaries	2,63,607	21,839	2,85,446
				(4) Drainage and protective works	2,419	..	2,419
				(5) Special tools and plant	1,363	..	1,363
				Total	12,32,504	63,736	12,96,242
Total, Revenue realized in Public Works Department.	65,870	2,722	68,592	Total, Extensions and Improvements and Maintenance and Repairs.	13,65,959	72,618	14,38,577
Irrigation revenue realized in Civil Department.	40,35,404	1,84,911	42,20,315	IV. ESTABLISHMENT	4,14,381	32,163	4,46,544
				V. TOOLS AND PLANT	33,447	1,925	35,372
				VI. REFUNDS OF REVENUE	88	..	88
Total, Direct Receipts	41,01,274	1,87,633	42,88,907	Total, Direct Charges	18,13,875	1,06,706	19,20,581

II. INDIRECT RECEIPTS—				Share of collection charges in the Civil Department.		
Share of land revenue collected in the Civil Department.	1,02,003	4,724	1,06,727	Indirect charges	61,719	5,308
				Total, Direct and Indirect charges ..	20,81,302	1,21,427
				* Deduct—Old maintenance charge saved to Government.	77,589	8,606
Total, Public Works and Civil Departments, Revenue.	42,03,277	1,92,357	43,95,634	Net Total ..	20,03,713	1,12,821
				Balance, Net revenue	21,99,564	79,636
Total, Receipts ..	42,03,277	1,92,357	43,95,634	Grand Total ..	42,03,277	1,92,357

										RS.
* Direct—										
Extensions and improvements	1,475
Maintenance and repairs	4,108
Establishment	2,473
Tools and plant	148
Total, Direct										8,204
Indirect	402
Total, Direct and Indirect										8,606

IRRIGATION BRANCH.

PUBLIC WORKS DEPARTMENT.

RUSHIKULYA SYSTEM--*Tank Project*—cont.

No. 4.—Interest Account for and to end of 1925-1926.

	Amount.			Amount.	
	RS.			RS.	
Total interest charges to end of 1924-1925.	55,92,690		Net revenue realized to end of 1924-1925.	21,99,564	
Total interest charges for the year 1925-1926.	1,60,243		Net revenue realized during 1925-1926.	79,536	
Total ..	57,52,933		Balance, net interest charges ..	34,73,833	
			Total ..	57,52,933	

No. 5.—Account of Indirect Charges for and to end of 1925-1926.

Particulars.	Previous.	1925-1926.	Total.
	RS.	RS.	RS.
Capital—			
Capitalization of abatement of land revenue ..	3,00,163	..	3,00,163
Leave and pension allowances	1,16,261	557	1,16,818
Audit and accounts	340	90	430
Total ..	4,16,764	647	4,17,411
Revenue—			
Capitalization of abatement of land revenue ..	1,240	79	1,319
Leave and pension allowances	58,012	4,603	62,515
Audit and accounts	2,467	726	3,193
Total ..	61,719	5,308	67,027
Grand Total ..	4,78,483	5,955	4,84,438

RUSHIKULYA SYSTEM—*Tank Project*—cont.

No. 6.—Statement comparing Charges to date with Sanctioned Estimates.

Particulars.	CHARGES AGAINST CLOSED SANCTIONS.			CURRENT SANCTIONS.				REMARKS.	
	Expenditure against construction estimate.	Expenditure against open canal sanction.	Total.	Charges to date.	Amount of sanctioned estimate.	Unspent balance of estimate.	Total charges to date against old and current sanctions.	G.O. No. and date.	Amount of estimate.
<i>Direct charges.</i>	RS.	RS.	RS.	RS.	RS.	RS.	RS.		RS.
Works	35,19,328	3,29,753	38,49,079	26,747	46,230	19,483	58,75,826		
Establishment	7,46,990	74,119	8,21,109	13,307	11,441	— 1,866	8,34,416		
Tools and plant	1,26,941	1,324	1,28,265	727	901	— 174	1,28,992		
Suspense account		
Total ..	43,93,257	4,05,196	47,98,453	40,781	58,572	17,791	48,39,234		
Less—Receipts on capital account ..	7,851	58,002	65,853	65,853		
Net Total ..	43,85,406	3,47,194	47,32,600	40,781	58,572	17,791	47,73,381		
<i>Indirect charges.</i>									
Capitalized abatement of land revenue.	2,92,911	7,252	3,00,163	3,00,163	Mis. 146 I., 4th May 1920.	4,570
Leave and pension allowances ..	1,04,579	10,376	1,14,955	1,863	..	— 1,863	1,16,818	Mis. 52 I., 22nd Feb 1923.	20,700
Audit and accounts	163	163	267	..	— 267	430	Mis. 153 I., 5th June 1923.	4,720
Total ..	3,97,490	17,791	4,15,281	2,130	..	— 2,130	4,17,411	Mis. 336 I., 22nd Dec. 1923.	1,560
Grand Total ..	47,82,896	3,64,985	51,47,881	42,911	58,572	15,661	51,90,792	C.R. 9 of May 1925.	2,390
								Mis. 30 I., 19th Jan. 1925.	6,340
								Mis. 576 I., 2nd Nov. 1925.	1,460
								Mis. 589 I., 11th Nov. 1925	4,490
								and C.R. 89 of 12/25.	
								Total ..	46,230

NAGAVALLI RIVER SYSTEM—*Canal Project.*

No. 2.—Capital Account for and to end of 1925-1926

Heads of account.	DIRECT CHARGES.			Cost of construction as now estimated (construction estimate closed on 31st December 1913).	Expenditure against closed estimates.
	Previous.	1925-1926.	Total.		
I. WORKS—	RS.	RS.	RS.	RS.	RS.
(1) <i>Head Works—</i>					
A. Preliminary expenses.	48	..	48	48	48
B. Land
C. Works	4,50,504	..	4,50,504	4,50,504	4,50,504
K. Buildings	20,792	..	20,792	20,792	20,792
O. Miscellaneous
Unforeseen works
Total	4,71,344	..	4,71,344	4,71,344	4,71,344
(2) <i>Main Canals and Branches—</i>					
A. Preliminary expenses.	2,937	..	2,937	2,937	2,937
B. Land	28,266	..	28,266	28,266	28,266
D. Regulators	3,121	..	3,121	3,121	3,121
E. Falls and weirs	10,847	..	10,847	10,847	10,847
F. River and hill torrent works.	17	..	17	17	17
F. (1) Other cross drainage works.	2,42,440	..	2,42,440	2,42,440	2,42,440
G. Bridges	7,981	..	7,981	7,981	7,981
H. Escapes	822	..	822	822	822
I. Navigation
K. Buildings	10,738	..	10,738	10,738	10,738
L. Earthwork	2,79,678	..	2,79,678	2,79,678	2,79,678
O. Miscellaneous	3,037	..	3,037	3,037	3,037
P. Maintenance
Unforeseen works	295	..	295	295	295
Total	5,90,179	..	5,90,179	5,90,179	5,90,179
(3) <i>Distributaries—</i>					
B. Land	24,662	..	24,662	25,179	24,662
C. Works	99,146	..	99,146	1,02,245	98,611
L. Earthwork	1,12,495	154	1,12,649	1,11,432	1,09,833
O. Miscellaneous	6,897	..	6,897	6,897	6,897
P. Maintenance
Unforeseen works
Total	2,43,200	154	2,43,354	2,45,753	2,40,203

ADMINISTRATIVE ACCOUNTS
FOR THE YEAR 1925-26.

MADRAS PRESIDENCY.

NAGAVALLI RIVER SYSTEM—*Canal Project*—cont.

No. 2.—Capital Account for and to end of 1925-1926—cont.

Heads of account.	DIRECT CHARGES.			Cost of construction as now estimated (construction estimate closed on 31st December 1913)	Expenditure against closed estimates.
	Previous.	1925-1926.	Total.		
	RS.	RS.	RS.	RS.	RS.
I. WORKS—cont.					
(5) <i>Special tools and plants—</i>					
Maintenance during construction.	16,500	..	16,500	16,500	16,500
General improvements..
Total, Works ..	13,21,223	154	13,21,377	13,23,776	13,18,226
II. ESTABLISHMENT ..	2,70,036	68	2,70,104	2,68,957	2,67,532
III. TOOLS AND PLANT ..	93,278	4	93,282	93,283	93,172
IV. SUSPENSE ACCOUNTS
Grand Total ..	16,84,537	226	16,84,763	16,86,016	16,78,930
V. <i>Less—RECEIPTS ON CAPITAL ACCOUNT.</i>	3,396	..	3,396	3,396	3,396
Net Total ..	16,81,141	226	16,81,367	16,82,620	16,75,534
<i>Apportionment—</i>					
Chargeable to 49. Irrigation.	16,52,196	..	16,52,196
Chargeable to 43. Minor Works and Navigation—Provincial.	2,126	..	2,126
Chargeable to 66-A. Irrigation works—1. Productive.	26,819	226	27,045
Total ..	16,81,141	226	16,81,367

NAGAVALLI RIVER SYSTEM—*Canal Project*—cont.

No. 3.—Revenue Account for and to end of 1925-1926.

Receipts.	TOTAL.			Charges.	TOTAL.		
	Previous.	1925-1926.	Total.		Previous.	1925-1926.	Total.
	RS.	RS.	RS.		RS.	RS.	RS.
1. DIRECT RECEIPTS—				I. EXTENSIONS AND IMPROVEMENTS—			
5. Receipts from plantations ..	8	5	13	(1) Head works	1,390		1,390
6. Receipts from other canal produce.	4,218	386	4,604	(2) Main canals and branches	19,967	573	20,540
8. Navigation	1		1	(3) Distributaries	14,174	599	14,773
9. Rents of buildings	1,788	146	1,934	(4) Drainage and protective works			
11. Miscellaneous	3,556	16	3,572	(5) Special tools and plant			
<i>Deduct</i> —Refunds	94	6	100	<i>Add</i> —Unclassifiable outlay			
				Total ..	35,531	1,172	36,703
Total, Revenue realized in Public Works Department.	9,477	547	10,024	II. MAINTENANCE AND REPAIRS—			
Irrigation Revenue realized in Civil Department.	7,49,255	65,443	8,14,698	(1) Head works	68,234	1,795	70,029
				(2) Main canals and branches	1,00,548	10,946	1,11,494
				(3) Distributaries	27,222	2,153	29,375
				(4) Drainage and protective works			
				(5) Special tools and plant			
				<i>Add</i> —Unclassifiable outlay			
				Total ..	1,96,004	14,894	2,10,898
				Total, Extensions and Improvements and Maintenance and Repairs.	2,31,535	16,066	2,47,601
				IV. ESTABLISHMENT	1,04,326	7,116	1,11,442
				V. TOOLS AND PLANT	4,074	426	4,500
				VI. REFUNDS OF REVENUE	281		281
Total, Direct Receipts ..	7,58,732	65,990	8,24,722	Total, Direct Charges ..	3,40,216	23,608	3,63,824

II. INDIRECT RECEIPTS—				Share of collection charges in the Civil Department.			
Share of Land Revenue collected in the Civil Department.	96,623	15,053	1,11,676	Indirect Charges	15,207	1,167	41,663
Total, Public Works and Civil Departments, Revenue.	8,55,355	81,043	9,36,398	Total, Direct and Indirect Charges ..	3,93,759	28,092	4,21,851
				Deduct—Old maintenance charges saved to Government * .	36,886	4,460	41,346
				Net Total ..	3,56,873	23,632	3,80,505
				Balance, net revenue	4,98,482	57,411	5,55,893
Total, Receipts ..	8,55,355	81,043	9,36,398	Grand Total ..	8,55,355	81,043	9,36,398

* Direct—										RS.
Extensions and Improvements	1,432
Maintenance and Repairs	1,402
Establishment	1,282
Tools and Plant	76
									Total, Direct ..	4,252
Indirect	208
									Total, Direct and Indirect ..	4,460

IRRIGATION BRANCH.

PUBLIC WORKS DEPARTMENT.

NAGAVALLI RIVER SYSTEM—*Canal Project*—cont.

No. 4.—Interest Account for and to end of 1925-1926.

	Amount.		Amount.
	RS.		RS.
Total interest charges to end of 1924-1925	9,27,864	Net revenue realized to end of 1924-1925	4,98,482
Total interest charges for the year 1925-1926.. .. .	56,762	Net revenue realized during 1925-1926	57,411
Total ..	9,84,626	Balance net interest charges ..	4,28,733
		Total ..	9,84,626

No. 5.—Account of Indirect Charges for and to end of 1925-1926.

Particulars.	Previous.	1925-1926.	Total.
	RS.	RS.	RS.
CAPITAL—			
Capitalization of abatement of land revenue ..	4,340	..	4,340
Leave and pension allowances	37,805	10	37,815
Audit and accounts	164	1	165
Total ..	42,309	11	42,320
REVENUE—			
Capitalization of abatement of land revenue
Leave and pension allowances	14,604	996	15,600
Audit and accounts	803	161	764
Total ..	15,207	1,157	16,364
Grand Total ..	57,516	1,168	58,684

NAGAVALLI RIVER SYSTEM—Canal Project—cont.

No. 6.—Statement comparing Charges to date with Sanctioned Estimates.

Particulars.	CHARGES AGAINST CLOSED SANCTIONS.			CURRENT SANCTIONS.			Total charges to date against old and current sanctions.	REMARKS.	
	Expenditure against construction estimate.	Expenditure against open canal sanction.	Total.	Charges to date.	Amount of sanctioned estimate.	Unspent balance of estimate.		G.O. No. and date.	Amount of estimate
<i>Direct Charges.</i>									
Works	RS. 12,24,720	RS. 93,506	RS. 13,18,226	RS. 3,151	RS. 5,550	RS. 2,399	RS. 13,21,377		
Establishment	2,42,924	24,608	2,67,532	2,572	1,425	— 1,147	2,70,104		
Tools and plant	93,355	—183	93,172	110	111	1	93,282	Mis. 143 I., dated 4th May 1921.	3,700
Suspense account		
Total ..	15,60,999	1,17,931	16,78,930	5,833	7,086	1,253	16,84,763	Mis. 282 J., dated 4th August 1921.	1,850
Less—Receipts on Capital account.	1,374	2,022	3,396	3,396		
Net Total ..	15,59,625	1,15,909	16,75,534	5,833	7,086	1,253	16,81,367	Total ..	5,550
<i>Indirect Charges.</i>									
Capitalized abatement of land revenue	3,273	1,067	4,340	4,340		
Leave and pension allowances	34,009	3,446	37,455	360	..	— 360	37,815		
Audit and accounts	134	134	31	..	— 31	165		
Total ..	37,282	4,647	41,929	391	..	— 391	42,320		
Grand Total ..	15,96,907	1,20,556	17,17,463	6,224	7,086	862	17,23,687		

MUNIYERU SYSTEM—*Canal Project.*

No. 2.—Capital Account for and to end of 1925-1926.

Heads of account.	DIRECT CHARGES.			Cost of construction as now estimated; closed in 1901-02.	Expenditure against closed estimate.
	Previous.	1925-1926.	Total.		
WORKS—	RS.		RS.	RS.	RS.
(1) <i>Head Works—</i>					
A. Preliminary expenses ..	57	..	57	57	57
C. Works	54,547	..	54,547	54,547	54,547
K. Buildings	5,822	..	5,822	5,822	5,822
P. Maintenance	9,815	..	9,815	9,815	9,815
Total ..	70,241	..	70,241	70,241	70,241
(2) <i>Main Canals and Branches—</i>					
B. Land	10,011	..	10,011	10,011	10,011
D. Regulators	12,042	..	12,042	12,042	12,042
E. Falls and weirs
F. River and hill torrent works.	3,046	..	3,046	3,046	3,046
F. (1) Other cross drainage works.	85,903	..	85,903	85,903	85,903
G. Bridges	18,938	..	18,938	18,938	18,938
H. Escapes
K. Buildings	4,586	..	4,586	4,586	4,586
L. Earthwork	1,83,745	..	1,83,745	1,83,745	1,83,745
N. Tanks and reservoirs ..	6,359	..	6,359	6,359	6,359
O. Miscellaneous	2,734	..	2,734	2,734	2,734
P. Maintenance	107	..	107	107	107
Total ..	3,27,471	..	3,27,471	3,27,471	3,27,471
(3) <i>Distributaries—</i>					
C. Works	23,437	..	23,437	23,437	23,437
L. Earthwork	41,198	..	41,198	41,198	41,198
O. Miscellaneous	2,449	..	2,449	2,449	2,449
Total ..	67,084	..	67,084	67,084	67,084
(5) <i>Special tools and plant—</i>					
Provision for unforeseen works.
Total, Works ..	4,64,796	..	4,64,796	4,64,796	4,64,796
II. ESTABLISHMENT	1,04,516	..	1,04,516	1,04,516	1,04,516
III. TOOLS AND PLANT	3,728	..	3,728	3,728	3,728
Grand Total ..	5,73,040	..	5,73,040	5,73,040	5,73,040
V. Less—RECEIPTS ON CAPITAL ACCOUNT.	1,732	..	1,732	1,732	1,732
Net Total ..	5,71,308	..	5,71,308	5,71,308	5,71,308
43. <i>Minor Works and Navigation -</i>					
Provincial	5,68,996	..	5,68,996
55. <i>A. Irrigation Works—</i>					
2. Unproductive	2,312	..	2,312
Total ..	5,71,308	..	5,71,308

MUNIYERU SYSTEM—Canal Project—cont.

No. 3.—Revenue Account for and to end of 1925-1926.

Receipts.	TOTAL.			Charges.	TOTAL.		
	Previous.	1925-1926.	Total.		Previous.	1925-1926.	Total.
I. DIRECT RECEIPTS—	RS.	RS.	RS.	I. EXTENSIONS AND IMPROVEMENTS—	RS.	RS.	RS.
5. Receipts from plantations ..	738	..	738	(1) Head works	2,569	..	2,569
6. Receipts from other canal produce ..	8,056	1,220	9,276	(2) Main canals and branches	4,021	..	4,021
9. Rents of buildings ..	1,347	80	1,427	(3) Distributaries	968	..	968
1. Miscellaneous ..	4,292	3	4,295	(4) Drainage and protective works	34	34
				(5) Special tools and plant
				Total ..	7,558	34	7,592
				II. MAINTENANCE AND REPAIRS—			
				(1) Head works	58,122	1,088	59,210
				(2) Main canals and branches	81,177	3,095	84,272
				(3) Distributaries	22,146	1,117	23,263
				(4) Drainage and protective works	10	10
				(5) Special tools and plant
				Add—Unclassifiable outlay
				Total ..	1,61,445	5,310	1,66,755
Total, Revenue realized in Public Works Department ..	14,433	1,303	15,736	Total, Extensions and Improvements and Maintenance and Repairs	1,69,003	5,344	1,74,347
Irrigation Revenue realized in Civil Department ..	4,40,234	23,827	4,64,061	IV. ESTABLISHMENT	51,901	2,113	54,014
				V. TOOLS AND PLANT	1,549	80	1,629
				VI. REFUNDS OF REVENUE	51	..	51
Total, Direct Receipts ..	4,54,667	25,130	4,79,797	Total, Direct Charges ..	2,22,504	7,537	2,30,041

MUNIYERU SYSTEM—Canal Project—cont.

No. 3.—Revenue Account for and to end of 1925-1926—cont.

Receipts.	TOTAL.			Charges.	TOTAL.		
	Previous.	1925-1926.	Total.		Previous.	1925-1926.	Total.
II. INDIRECT RECEIPTS—	RS.	RS.	RS.		RS.	RS.	RS.
Share of Land Revenue collected in the Civil Department ..	2,235	60	2,395	Share of collection charges in the Civil Department	22,126	1,194	23,320
				Indirect Charges	7,529	350	7,879
				Total, Direct and Indirect Charges ..	2,52,159	9,081	2,61,240
Total, Public Works and Civil Departments, Revenue	4,57,002	25,190	4,82,192	* Deduct—Old maintenance charges saved to Government.	3,071	327	3,398
				Total, Direct and Indirect Charges ..	2,49,088	8,754	2,57,842
Total, Receipts ..	4,57,002	25,190	4,82,192	Balance, net revenue	2,07,914	16,436	2,24,350
				Grand Total ..	4,57,002	25,190	4,82,192

* Direct—

	RS.
Extensions and improvements
Maintenance and repairs	222
Establishment	88
Tools and plant	3
Total Direct ..	313
Indirect	14
Total, Direct and Indirect ..	327

ADMINISTRATIVE ACCOUNTS
FOR THE YEAR 1925-26.

MADRAS PRESIDENCY.

MUNIYERU SYSTEM—*Canal Project*—cont.

No. 4.—Interest Account for and to end of 1925-1926.

	Amount.		Amount.
	RS.		RS.
Total interest charges to end of 1924-1925.	5,67,434	Net revenue realized to end of 1924-1925.	2,07,914
Total interest charges for the year 1925-1926.	19,041	Net revenue realized during 1925-1926.	16,436
		Balance, net interest charges.	3,62,125
Total ..	5,86,475	Total ..	5,86,475

No. 5.—Account of Indirect Charges for and to end of 1925-1926.

Particulars.	Previous.	1925-1926.	Total.
	RS.	RS.	RS.
CAPITAL—			
Capitalization of abatement of land revenue ..	15,104	..	15,104
Leave and pension allowances	14,631	..	14,631
Audit and accounts	16	..	16
Total ..	29,751	..	29,751
REVENUE—			
Leave and pension allowances	7,251	296	7,547
Audit and accounts	278	54	332
Total ..	7,529	350	7,879
Grand Total ..	37,280	350	37,630

MUNIYERU SYSTEM—*Canal Project*—cont.

No. 6.—Statement comparing Charges to date with Sanctioned Estimates.

Particulars.	CHARGES AGAINST CLOSED SANCTIONS.			CURRENT SANCTIONS.			Total charges to date against old and current sanctions.	REMARKS.	
	Expenditure against construction estimate.	Expenditure against open canal sanction.	Total.	Charges to date.	Amount of sanctioned estimate.	Unspent balance of estimate.		G.O. No. and date.	Amount of estimate.
<i>Direct Charges.</i>	RS.	RS.	RS.				RS.	<i>Direct Charges.</i>	
Works	4,63,179	1,617	4,64,796	4,64,796		
Establishment	1,03,806	710	1,04,516	1,04,516		
Tools and plant	3,713	15	3,728	3,728		
Suspense account..		
Total	5,70,698	2,342	5,73,040	5,73,040		
Less— Receipts on Capital account	1,732	..	1,732	1,732		
Net Total	5,68,966	2,342	5,71,308	5,71,308		
<i>Indirect Charges.</i>									
Capitalized abatement of land revenue	15,104	..	15,104	15,104		
Leave and pension allowances	14,532	99	14,631	14,631		
Audit and account	16	16	16		
Total	29,636	115	29,751	29,751		
Grand Total	5,98,602	2,457	6,01,059	6,01,059		

ADMINISTRATIVE ACCOUNTS
FOR THE YEAR 1925-26.

MADRAS PRESIDENCY.

PEDDINAYUDU TANK OF CHINNARAOPALEM—*Tank Project.*

No. 2.—Capital Account for and to end of 1925-1926.

Heads of account.	DIRECT CHARGES.			Cost of construction as now estimated closed in 1916-17.	Expenditure against closed estimate.
	Previous.	1925-1926.	Total.		
I. WORKS—	RS.		RS.	RS.	RS.
(1) <i>Head Works—</i>					
B. Land	8,833	..	8,833	3,833	8,833
C. Works	38,551	..	38,551	33,551	38,551
O. Miscellaneous	90	..	90	90	90
P. Maintenance	226	..	226	226	226
Total	47,700	..	47,700	47,700	47,700
(2) <i>Main Canals and Branches—</i>					
B. Land	382	..	382	382	382
C. Works	1,211	..	1,211	1,211	1,211
L. Earthwork	2,020	..	2,020	2,020	2,020
O. Miscellaneous	81	..	81	81	81
Total	3,694	..	3,694	3,694	3,694
(3) <i>Distributaries—</i>					
B. Land	106	..	106	106	106
C. Works	44	..	44	44	44
L. Earthwork	775	..	775	775	775
O. Miscellaneous
Total	925	..	925	925	925
(5) <i>Special tools and plant—</i>
Provision for unforeseen works
Total, Works	52,319	..	52,319	52,319	52,319
II. ESTABLISHMENT	9,779	..	9,779	9,779	9,779
III. TOOLS AND PLANT
(a) Grand Total	62,098	..	62,098	62,098	62,098

(a) Chargeable to "43. Minor Works and Navigation—Provincial."

PEDDINAYUDU TANK OF CHINNARAOPALEM—*Tank Project*—cont.

No. 3.—Revenue Account for and to end of 1925-1926.

Receipts.	TOTAL.			Chargee.	TOTAL.		
	Previous.	1925-1926.	Total.		Previous.	1925-1926.	Total.
I. DIRECT RECEIPTS—	RS.	RS.	RS.	I. EXTENSIONS AND IMPROVEMENTS—	RS.	RS.	RS.
5. Receipts from plantations ..	3,468	..	3,468	(1) Head works
6. Receipts from other canal produce.	11,403	900	12,303	(2) Main canals and branches	116	..	116
8. Navigation receipts	(3) Distributaries
9. Rents of buildings	(4) Drainage and protective works	238	5	243
10. Fines	(5) Special tools and plant
11. Miscellaneous	909	..	909	Total	354	5	359
<i>Deduct</i> —Refunds	120	..	120	II. MAINTENANCE AND REPAIRS—			
Receipts for which classification is not obtainable	(1) Head works	275	..	275
Total revenue realized in the Public Works Department	15,660	900	16,560	(2) Main canals and branches	1,201	..	1,201
Irrigation revenue realized in Civil Department	5,857	..	5,857	(3) Distributaries	258	..	258
Total, Direct Receipts	21,517	900	22,417	(4) Drainage and protective works	9	9
Total, Public Works and Civil Departments, Revenue	21,517	900	22,417	(5) Special tools and plant
Total, Receipts	21,517	900	22,417	<i>Add</i> —Unclassifiable outlay
				Total	1,734	9	1,743
				Total, Extensions and Improvements and Maintenance and Repairs	2,088	14	2,102
				IV. ESTABLISHMENT	1,218	5	1,223
				V. TOOLS AND PLANT	6	..	6
				VI. REFUNDS OF REVENUE	94	..	94
				Total, Direct Charges	3,406	19	3,425
				Share of collection charges in the Civil Department	292	..	292
				Indirect charges	174	1	175
				Total, Direct and Indirect Charges	3,872	20	3,892
				Balance, net revenue	17,645	880	18,525
				Grand Total	21,517	900	22,417

ADMINISTRATIVE ACCOUNTS
FOR THE YEAR 1925-26.

MADRAS PRESIDENCY.

PEDDINAYUDU TANK OF CHINNARAOPALEM—*Tank Project*—cont.

No. 4.—Interest Account for and to end of 1925-1926.

	Amount.		Amount.
	RS.		RS.
Total interest charges to end of 1924-1925	34,022	Net revenue realized to end of 1924-1925	17,646
Total interest charges for the year 1925-1926	2,065	Net revenue realized during 1925-1926	880
		Balance, net interest charges	17,572
Total ..	36,097	Total ..	36,097

No. 5.—Account of Indirect Charges for and to end of 1925-1926.

Particulars.	Previous.	1925-1926.	Total.
	RS.	RS.	RS.
CAPITAL—			
Capitalization of abatement of land revenue	28	..	28
Leave and pension allowances	1,369	..	1,369
Total ..	1,397	..	1,397
REVENUE—			
Leave and pension allowances	169	1	170
Audit and accounts	5	..	5
Total ..	174	1	175
Grand Total ..	1,571	1	1,572

PEDDINAYUDU TANK OF GHINNARAOPALEM—*Tank Project*—cont.

No. 6.—Statement comparing Charges to date with Sanctioned Estimates.

Particulars.	CHARGES AGAINST CLOSED SANCTIONS.			CURRENT SANCTIONS.			Total charges to date against old and current sanctions.	REMARKS.	
	Expenditure against construction estimate.	Expenditure against open canal sanction.	Total.	Charges to date.	Amount of sanctioned estimate.	Unspent balance of estimate.		G.O. No. and date.	Amount of estimate.
<i>Direct Charges.</i>	RS.		RS.				RS.		
Works	52,319	..	52,319	52,319		
Establishment	9,779	..	9,779	9,779		
Tools and plant		
Suspense account		
Total ..	62,098	..	62,098	62,098		
<i>Less—Receipts on Capital Account</i>		
Net Total ..	62,098	..	62,098	62,098		
<i>Indirect Charges.</i>									
Capital abatement of land revenue	28	..	28	28		
Leave and pension allowances	1,369	..	1,369	1,369		
Total ..	1,397	..	1,397	1,397		
Grand Total ..	63,495	..	63,495	63,495		

ADMINISTRATIVE ACCOUNTS
FOR THE YEAR 1925-26.

MADRAS PRESIDENCY.

JANGAMESHWARAPURAM TANK--*Tank Project.*

No. 2.—Capital Account for and to end of 1925-1926.

Heads of account.	DIRECT CHARGES.			Cost of construction as now estimated (construction estimate closed on 31st March 1908).	Expenditure against closed estimate.
	Previous.	1925-1926.	Total.		
I. WORKS—	RS.		RS.	RS.	RS.
(1) <i>Head Works</i> —					
B. Land	13,487	..	13,487	13,487	13,487
C. Works	10,899	..	10,899	10,899	10,899
K. Buildings
L. Earthwork	6,959	..	6,959	6,959	6,959
O. Miscellaneous	72	..	72	72	72
Total	31,417	..	31,417	31,417	31,417
(3) <i>Distributaries</i> —					
B. Land	695	..	695	695	695
C. Works	7,500	..	7,500	7,500	7,500
L. Earthwork	12,704	..	12,704	12,704	12,704
O. Miscellaneous	248	..	248	248	248
Total	21,147	..	21,147	21,147	21,147
Provision for unforeseen works.
Total, Works	52,564	..	52,564	52,564	52,564
II. ESTABLISHMENT	8,689	..	8,689	8,689	8,689
III. TOOLS AND PLANT
Grand Total	61,253	..	61,253	61,253	61,253
IV. <i>Less</i> —RECEIPTS ON CAPITAL ACCOUNT
(a) Net Total	61,253	..	61,253	61,253	61,253

(a) Chargeable to "43. Minor Works and Navigation—Provincial".

JANGAMESHWARAPURAM TANK—*Tank Project*—cont.

No. 3.—Revenue Account for and to end of 1925-1926.

Receipts.	TOTAL.			Charges.	TOTAL.		
	Previous.	1925-1926.	Total.		Previous.	1925-1926.	Total.
I. DIRECT RECEIPTS—	RS.	RS.	RS.	I. EXTENSIONS AND IMPROVEMENTS—	RS.	RS.	RS.
5. Receipts from plantations.	2	..	2	(1) Head works	177	..	177
6. Receipts from other canal produce	1,070	..	1,070	(2) Main canals and branches	26	6	32
11. Miscellaneous	(3) Distributaries	587	..	587
Total, Revenue realized in Public Works Department	1,072	..	1,072	(4) Drainage and protective works
Irrigation revenue realized in Civil Department	15,143	1,225	16,368	(5) Special tools and plant
Total, Direct Receipts ..	16,215	1,225	17,440	Total ..	790	6	796
II. INDIRECT RECEIPTS—				II. MAINTENANCE AND REPAIRS—			
Share of land revenue collected in the Civil Department.	(1) Head works	891	..	891
Total, Public Works and Civil Departments, Revenue ..	16,215	1,225	17,440	(2) Main canals and branches	334	..	334
				(3) Distributaries	2,079	79	3,168
				(4) Drainage and protective works	467	..	467
				(5) Special tools and plant
				Add—Unclassifiable outlay
				Total ..	4,771	79	4,850
				Total, Extensions and Improvements and Maintenance and Repairs ..	5,561	85	5,646
				IV. ESTABLISHMENT	2,219	34	2,253
				V. TOOLS AND PLANT	— 10	1	— 9
				VI. REFUNDS OF REVENUE
				Total, Direct Charges ..	7,770	120	7,890
				Share of collection charges in the Civil Department	755	61	816
				Indirect charges	325	6	331
				Total, Direct and Indirect Charges ..	8,850	187	9,037
				Balance, net revenue	7,365	1,038	8,403
Total, Receipts ..	16,215	1,225	17,440	Grand Total ..	16,215	1,225	17,440

ADMINISTRATIVE ACCOUNTS
FOR THE YEAR 1925-26.

MADRAS PRESIDENCY.

JANGAMESHWARAPURAM TANK—*Tank Project*—cont.

No. 4.—Interest Account for and to end of 1925-1926.

	Amount.		Amount.
	RS.		RS.
Total interest charges to end of 1924-1925	45,157	Net revenue realized to end of 1924-1925	7,365
Total interest charges for the year 1925-1926	2,038	Net revenue realized during 1925-1926	1,038
		Balance, net interest charges ..	38,792
Total ..	47,195	Total ..	47,195

No. 5.—Account of Indirect Charges for and to end of 1925-1926.

Particulars.	Previous.	1925-1926.	Total.
	RS.	RS.	RS.
CAPITAL—			
Capitalization of abatement of land revenue	9,194	..	9,194
Leave and pension allowances ..	1,217	..	1,217
Total ..	10,411	..	10,411
REVENUE—			
Leave and pension allowances ..	312	5	317
Audit and accounts	13	1	14
Total ..	325	6	331
Grand Total ..	10,736	6	10,742

JANGAMESHWARAPURAM TANK—Tank Project—cont.

No. 6.—Statement comparing Charges to date with Sanctioned Estimates.

Particulars.	CHARGES AGAINST CLOSED SANCTIONS.			CURRENT SANCTIONS.			Total charges to date against old and current sanctions.	REMARKS.	
	Expenditure against construction estimate.	Expenditure against open canal sanction.	Total.	Charges to date.	Amount of sanctioned estimate.	Unspent balance of estimate.		G.O. No. and date.	Amount of estimate.
<i>Direct Charges.</i>									
	RS.	RS.	RS.				RS.		
Works	50,980	1,584	52,564	52,564		
Establishment	8,352	337	8,689	8,689		
Tools and plant		
Suspense account		
Total ..	59,332	1,921	61,253	61,253		
Loss—Receipts on Capital account		
Net Total ..	59,332	1,921	61,253	61,253		
<i>Indirect Charges.</i>									
Capitalized abatement of land revenue	9,194	..	9,194	9,194		
Leave and pension allowances	1,170	47	1,217	1,217		
Total ..	10,364	47	10,411	10,411		
Grand Total ..	69,696	1,968	71,664	71,664		

ADMINISTRATIVE ACCOUNTS
FOR THE YEAR 1925-26.

MADRAS PRESIDENCY.

ATMAKURU TANK—*Tank Project.*

No. 2.—Capital Account for and to end of 1925-1926.

Heads of account.	DIRECT CHARGES.			Cost of construction as now estimated (construction estimate closed on 31st August 1907).	Expenditure against closed estimate.
	Previous.	1925-1926.	Total.		
I. WORKS—	RS		RS.	RS.	RS.
(1) <i>Head Works—</i>					
B. Land	9,024	..	9,024	9,024	9,024
C. Works	36,966	..	36,966	36,966	36,966
K. Buildings
L. Earthwork	35,535	..	35,535	35,535	35,535
O. Miscellaneous	75	..	75	75	75
P. Maintenance	66	..	66	66	66
Total	81,666	..	81,666	81,666	81,666
(2) <i>Main Canals and Branches—</i>					
A. Preliminary expenses
B. Land
E. Falls and weirs
F. (1) Other cross drainage works
G. Bridges
K. Buildings
L. Earthwork
O. Miscellaneous
P. Maintenance
Total
(3) <i>Distributaries—</i>					
B. Land	493	..	493	493	493
C. Works	3,282	..	3,282	3,282	3,282
L. Earthwork	5,512	..	5,512	5,512	5,512
O. Miscellaneous	249	..	249	249	249
P. Maintenance
Total	9,536	..	9,536	9,536	9,536
Provision for unforeseen works
Total, Works	91,202	..	91,202	91,202	91,202
II. ESTABLISHMENT	18,749	..	18,749	18,749	18,749
III. TOOLS AND PLANT
(a) Grand Total	1,09,951	..	1,09,951	1,09,951	1,09,951

a) Chargeable to "43. Minor Works and Navigation—Provincial."

ATMAKURU TANK—Tank Project—cont.
No. 3.—Revenue Account for and to end of 1925—1926.

Receipts.	TOTAL.			Charges.	TOTAL.		
	Previous.	1925-1926.	Total.		Previous.	1925-1926.	Total.
I. DIRECT RECEIPTS—	RS.	RS.	RS.	I. EXTENSIONS AND IMPROVEMENTS—	RS.	RS.	RS.
3. Sale of water	(1) Head works	766	..	766
4. Water-supply of towns	(2) Main canals and branches
5. Receipts from plantations	(3) Distributaries	136	..	136
6. Receipts from other canal produce	3	..	3	(4) Drainage and protective works
8. Navigation receipts	(5) Special tools and plant
9. Rents of buildings	Total ..	902	..	902
10. Fines	II. MAINTENANCE AND REPAIRS—			
11. Miscellaneous	5	..	5	(1) Head works	7,342	..	7,342
Total, Revenue realized in the Public Works Department ..	8	..	8	(2) Main canals and branches
Irrigation Revenue realized in Civil Department	27,438	1,689	29,127	(3) Distributaries	1,861	426	2,287
Total, Direct Receipts ..	27,446	1,689	29,135	(4) Drainage and protective works
				(5) Special tools and plant
				Add—Unclassifiable outlay
				Total ..	9,203	426	9,629
				Total, Extensions and Improvements and Maintenance and Repairs	10,105	426	10,531
II. INDIRECT RECEIPTS—				IV. ESTABLISHMENT	3,769	168	3,937
Share of Land Revenue collected in the Civil Department	V. TOOLS AND PLANT	44	6	50
Total, Public Works and Civil Departments, Revenue ..	27,446	1,689	29,135	Total, Direct Charges ..	13,918	600	14,518
				Share of collection charges in the Civil Department	1,370	84	1,454
				Indirect charges	581	27	608
				Total, Direct and Indirect Charges	15,869	711	16,580
				Balance, net revenue	11,577	978	12,555
Grand Total ..	27,446	1,689	29,135	Grand Total ..	27,446	1,689	29,135

ADMINISTRATIVE ACCOUNTS
FOR THE YEAR 1925-26.

MADRAS PRESIDENCY.

ATMAKURU TANK—*Tank Project*--cont.

No. 4.—Interest Account for and to end of 1925-1926.

	Amount.		Amount.
	RS.		RS.
Total interest charges to end of 1924-1925	77,740	Net revenue realized to end of 1924-1925	11,577
Total interest charges for the year 1925-1926	3,656	Net revenue realized during 1925-1926	978
Balance, net revenue	Balance, net interest charges	68,841
Total ..	81,396	Total ..	81,396

No. 5.—Account of Indirect Charges for and to end of 1925-1926

Particulars.	Previous.	1925-1926.	Total.
	RS.	RS.	RS.
CAPITAL--			
Capitalization of abatement of land revenue.	10,802	..	10,802
Leave and pension allowances	2,626	..	2,626
Total ..	13,428	..	13,428
REVENUE--			
Leave and pension allowances	528	23	551
Audit and accounts	53	4	57
Total ..	581	27	608
Grand Total ..	14,009	27	14,036

ATMAKURU TANK—Tank Project—cont.

No. 6.—Statement comparing Charges to date with Sanctioned Estimates.

Particulars.	CHARGES AGAINST CLOSED SANCTIONS.			CURRENT SANCTIONS.			Total charges to date against old and current sanctions.	REMARKS.	
	Expenditure against construction estimate.	Expenditure against open canal sanction.	Total.	Charges to date.	Amount of sanctioned estimate.	Unspent balance of estimate.		G.O. No. and date.	Amount of estimate.
<i>Direct Charges.</i>	RS.		RS.				RS.		
Works	91,202	..	91,202	91,202		
Establishment	18,749	..	18,749	18,749		
Tools and plant		
Suspense account		
Total ..	1,09,951	..	1,09,951	1,09,951		
Less—Receipts on Capital account		
Net Total ..	1,09,951	..	1,09,951	1,09,951		
<i>Indirect Charges.</i>									
Capitalized abatement of land revenue ..	10,802	..	10,802	10,802		
Leave and pension allowances	2,626	..	2,626	2,626		
Total ..	13,428	..	13,428	13,428		
Grand Total ..	1,23,379	..	1,23,379	1,23,379		

ADMINISTRATIVE ACCOUNTS
FOR THE YEAR 1925-26.

MADRAS PRESIDENCY.

DONDAPAD TANK—*Tank Project.*

No. 2.—Capital Account for and to end of 1925-1926.

Heads of account.	DIRECT CHARGES.			Cost of construction as now estimated (construction estimate closed on 31st March 1903).	Expenditure against closed estimate.
	Previous.	1925-1926.	Total.		
I. Works—	RS.		RS.	RS.	RS.
(1) <i>Head Works</i> —					
B. Land	22,423	..	22,423	22,423	22,423
C. Works	28,821	..	28,821	28,821	28,821
L. Earthwork	38,320	..	38,320	38,320	38,320
P. Maintenance	10	..	10	10	10
Total	89,574	..	89,574	89,574	89,574
(3) <i>Distributaries</i> —					
B. Land	838	..	838	838	838
C. Works	5,456	..	5,456	5,456	5,456
L. Earthwork	9,860	..	9,860	9,860	9,860
O. Miscellaneous	120	..	120	120	120
Total	16,274	..	16,274	16,274	16,274
Total, Works	1,05,848	..	1,05,848	1,05,848	1,05,848
II. ESTABLISHMENT	18,945	..	18,945	18,945	18,945
III. TOOLS AND PLANT
Grand Total	1,24,793	..	1,24,793	1,24,793	1,24,793
V. <i>Less</i> —RECEIPTS ON CAPITAL ACCOUNT	7	..	7	7	7
(a) Net Total	1,24,786	..	1,24,786	1,24,786	1,24,786

(a) Chargeable to "43. Minor Works and Navigation—Provincial".

DONDAPAD TANK—Tank Project—cont.
No. 3.—Revenue Account for and to end of 1925-1926.

Receipts.	TOTAL.			Charges.	TOTAL.		
	Previous.	1925-1926.	Total.		Previous.	1925-1926.	Total.
I. DIRECT RECEIPTS—	RS.	RS.	RS.	I. EXTENSIONS AND IMPROVEMENTS—	RS.	RS.	RS.
5. Receipts from plantations ..	165	..	165	(1) Head works	73	..	73
6. Receipts from other canal produce ..	631	..	631	(2) Main canals and branches
11. Miscellaneous ..	230	..	230	(3) Distributaries	528	..	528
				(4) Drainage and productive works
				(5) Special tools and plant
				Total ..	601	..	601
Total, Revenue realized in Public Works Department ..	1,026	..	1,026	II. MAINTENANCE AND REPAIRS—			
Irrigation Revenue realized in Civil Department ..	18,430	1,187	19,617	(1) Head works	6,803	..	6,803
				(2) Main canals and branches	144	..	144
Total, Direct Receipts.	19,456	1,187	20,643	(3) Distributaries	3,636	..	3,636
				(4) Drainage and productive works
				(5) Special tools and plant
				Add—Unclassifiable outlay
				Total ..	10,583	..	10,583
II. INDIRECT RECEIPTS—				Total, Extensions and Improvements and Maintenance and Repairs	11,184	..	11,184
Share of land revenue collected in the Civil Department ..	77	3	80	IV. ESTABLISHMENT	3,464	..	3,464
				V. TOOLS AND PLANT	31	..	31
				VI. REFUNDS OF REVENUE
				Total, Direct Charges ..	14,679	..	14,679
Total, Public Works and Civil Departments, Revenue ..	19,533	1,190	20,723	Share of collection charges in the Civil Department	924	59	983
				Indirect charges	488	..	488
				Total, Direct and Indirect Charges ..	16,091	59	16,150
Total, Receipts ..	19,533	1,190	20,723	Balance, net revenue ..	3,442	1,131	4,573
				Grand Total ..	19,533	1,190	20,723

ADMINISTRATIVE ACCOUNTS
FOR THE YEAR 1925-26.

MADRAS PRESIDENCY.

DONDAPAD TANK—*Tank Project*—cont.

No. 4.—Interest Account for and to end of 1925-1926.

	Amount.		Amount.
	RS.		RS.
Total interest charges to end of 1924-1925	1,41,126	Net revenue realized to end of 1924-1925	3,412
Total interest charges for the year 1925-1926	4,149	Net revenue realized during 1925-1926	1,131
		Balance, net interest charges ..	1,40,702
Total ..	1,45,275	Total ..	1,45,275

No. 5.—Account of Indirect Charges for and to end of 1925-1926.

Particulars.	Previous.	1925-1926.	Total.
	RS.		RS.
CAPITAL—			
Capitalization of abatement of land revenue.	12,566	..	12,566
Leave and pension allowances	2,652	..	2,652
Total ..	15,218	..	15,218
REVENUE—			
Leave and pension allowances	482	..	482
Audit and accounts	6	..	6
Total ..	488	..	488
Grand Total ..	15,706	..	15,706

DONDAPAD TANK—*Tank Project*—cont.

No. 6.—Statement comparing Charges to date with Sanctioned Estimates.

Particulars.	CHARGES AGAINST CLOSED SANCTIONS.			CURRENT SANCTIONS.			Total charges to date against old and current sanctions.	REMARKS.	
	Expenditure against construction estimate.	Expenditure against open canal sanctions.	Total.	Charges to date.	Amount of sanctioned estimate.	Unspent balance of estimate.		G.O. No. and date.	Amount of estimate.
<i>Direct Charges.</i>	RS.	RS.	RS.				RS.		
Works	96,521	9,327	1,05,848	1,05,848		
Establishment	17,017	1,928	18,945	18,945		
Tools and plant		
Suspense account		
Total ..	1,13,538	11,255	1,24,793	1,24,793		
<i>Less—Receipts on Capital account ..</i>	<i>7</i>	<i>..</i>	<i>7</i>	<i>..</i>	<i>..</i>	<i>..</i>	<i>7</i>		
Net Total ..	1,13,531	11,255	1,24,786	1,24,786		
<i>Indirect Charges.</i>									
Capitalized abatement of land revenue	12,062	504	12,566	12,566		
Leave and pension allowances ..	2,382	270	2,652	2,652		
Total ..	14,444	774	15,218	15,218		
Grand Total ..	1,27,975	12,029	1,40,004	1,40,004		

ADMINISTRATIVE ACCOUNTS
FOR THE YEAR 1925-26.

MADRAS PRESIDENCY.

BHAVANASI TANK—*Tank Project.*

No. 2.—Capital Account for and to end of 1925-1926.

Heads of account.	DIRECT CHARGES.			Cost of construction as now estimated (construction estimate closed on 31st March 1919).	Expenditure against closed estimate.
	Previous.	1925-1926.	Total.		
	RS.	RS.	RS.	RS.	RS.
I. WORKS—					
(1) <i>Head Works—</i>					
A. Preliminary expenses.	1,188	..	1,188	1,188	1,188
B. Land	8,507	+ 1	8,508	8,508	8,508
C. Works	2,556	..	2,556	2,556	2,556
F. Falls and Weirs	14,059	..	14,059	14,059	14,059
L. Earthwork	1,16,658	..	1,16,658	1,16,658	1,16,658
O. Miscellaneous	124	— 1	123	123	123
Total	1,43,092	..	1,43,092	1,43,092	1,43,092
(2) <i>Main Canals and Branches—</i>					
A. Preliminary expenses.	17	..	17	17	17
B. Land	6,829	775	7,604	6,822	4,159
C. Works	14,439	— 1	14,438	14,438	14,438
D. Regulators
F. Rivers and Hill Torrents.
F. (1) Other cross drainage works.
G. Bridges
K. Buildings
L. Earthwork	29,493	1	29,494	29,494	29,194
M. Plantations	2,137	..
O. Miscellaneous	303	..	303	303	303
P. Maintenance	152	..	152	152	152
Total	51,233	775	52,008	53,363	48,563
(3) <i>Distributaries—</i>					
B. Land
C. Works
L. Earthwork
O. Miscellaneous
P. Maintenance
Total
(5) <i>Special tools and plant—</i>					
Provision for unforeseen works	— 9,221	..	— 9,221	— 9,221	— 9,221
Total, Works	1,85,104	775	1,85,879	1,87,234	1,82,434
II. ESTABLISHMENT	42,797	306	43,103	42,853	41,653
III. TOOLS AND PLANT	25,698	12	25,710	25,756	25,660
	2,53,599	1,093	2,54,692	2,55,843	2,49,747
V. <i>Less—RECEIPTS ON CAPITAL ACCOUNTS.</i>	297	..	297	297	297
Grand Total	2,53,302	1,093	2,54,395	2,55,546	2,49,450
Chargeable to 35. Protective works— Irrigation.	2,49,581	..	2,49,581
Chargeable to 55-A. Irrigation works — 2. Unproductive.	3,721	1,093	4,814
	2,53,302	1,093	2,54,395

BHAVANASI TANK—Tank Project—cont.
No. 3.—Revenue Account for and to end of 1925-1926.

Receipts.	TOTAL.			Charges.	TOTAL.		
	Previous.	1925-1926.	Total.		Previous.	1925-1926.	Total.
I. DIRECT RECEIPTS—	RS.	RS.	RS.	I. EXTENSIONS AND IMPROVEMENTS—	RS.	RS.	RS.
5. Receipts from plantations	(1) Head works	61	..	61
6. Receipts from other canal produce	(2) Main canals and branches	192	80	272
11. Miscellaneous	(3) Distributaries	304	..	304
				(4) Drainage and protective works
				(5) Special tools and plant
				Total ..	557	80	637
				II. MAINTENANCE AND REPAIRS—			
Total, Revenue realized in Public Works Department	(1) Head works	990	..	990
Irrigation revenue realized in Civil Department ..	15,362	4,902	20,264	(2) Main canals and branches	9,666	2,689	12,355
Total, Direct Receipts.	15,362	4,902	20,264	(3) Distributaries	2,189	861	3,050
				(4) Drainage and protective works	1,309	..	1,309
II. INDIRECT RECEIPTS—				(5) Special tools and plant
Share of land revenue collected in the Civil Department	<i>Add</i> —Unclassifiable outlay
Total, Public Works and Civil Department, Revenue ..	15,362	4,902	20,264	Total ..	14,154	3,550	17,704
Net deficit, if any	8,842	599	9,441	Total, Extensions and Improvements and Maintenance and Repairs ..	14,711	3,630	18,341
Total, Receipts ..	24,204	5,501	29,705	IV. ESTABLISHMENT	7,722	1,435	9,157
				V. TOOLS AND PLANT	99	54	153
				VI. REFUNDS OF REVENUE
				<i>Deduct</i> —Recoveries Expenditure	300	100	400
				Total, Direct Charges ..	22,232	5,019	27,251
				Share of collection charges in the Civil Department	768	245	1,013
				Indirect charges	1,204	237	1,441
				Total, Direct and Indirect Charges ..	24,204	5,501	29,705
				Balance, net revenue
				Grand Total ..	24,204	5,501	29,705

ADMINISTRATIVE ACCOUNTS
FOR THE YEAR 1925-26.

MADRAS PRESIDENCY.

BHAVANASI TANK—*Tank Project*—cont.

No. 4.—Interest Account for and to end of 1925-1926.

	Amount.		Amount.
	RS.		RS.
Total interest charges to end of 1924-1925	90,141	Net revenue realized to end of 1924-1925	— 8,842
Total interest charges for the year 1925-1926	9,850	Net revenue realized during 1925-1926	— 599
		Balance, net interest charges ..	1,02,432
Total ..	99,991	Total ..	99,991

No. 5.—Account of Indirect Charges for and to end of 1925-1926.

Particulars.	Previous.	1925-1926.	Total.
	RS.	RS.	RS.
CAPITAL—			
Capitalization of abatement of land revenue.	5,027	..	5,027
Leave and pension allowances	5,991	43	6,034
Audit and accounts	27	8	35
Total ..	11,045	51	11,096
REVENUE—			
Capitalization of abatement of land revenue.
Leave and pension allowances	1,081	201	1,282
Audit and accounts	123	36	159
Total ..	1,204	237	1,441
Grand Total ..	12,249	288	12,537

BHAVANASI TANK—*Tank Project*—cont.

No. 8.—Statement comparing Charges to date with Sanctioned Estimate.

Particulars.	CHARGES AGAINST CLOSED SANCTIONS.			CURRENT SANCTIONS.			Total charges to date against old and current sanctions.	REMARKS.	
	Expenditure against construction estimate.	Expenditure against open canal sanction.	Total.	Charges to date.	Amount of sanctioned estimate.	Unspent balance of estimate.		G.O. No. and date.	Amount of estimate.
<i>Direct Charges.</i>	RS.	RS.	RS.	RS.	RS.	RS.	RS.		RS.
Works	1,82,434	..	1,82,434	3,445	4,800	1,355	1,85,879		
Establishment	41,653	..	41,653	1,450	1,200	— 250	43,103		
Tools and plant	25,660	..	25,660	50	96	46	25,710		
Suspense account		
Total ..	2,49,747	..	2,49,747	4,945	6,096	1,151	2,54,692		
<i>Less—Receipts on Capital account.</i>	166	131	297	297		
Net Total ..	2,49,581	— 131	2,49,450	4,945	6,096	1,151	2,54,395	Mis. 423 I., 5th December 1924.	4,800
<i>Indirect Charges</i>									
Capitalized abatement of land revenue	5,027	..	5,027	5,027		
Leave and pension allowances ..	5,831	..	5,831	203	..	— 203	6,034		
Audit and accounts	35	..	— 35	35		
Total ..	10,858	..	10,858	238	..	— 238	11,096		
Grand Total ..	2,60,439	— 131	2,60,308	5,183	6,096	913	2,65,491		

HAJIPURAM TANK—*Tank Project.*

No. 2.—Capital Account for and to end of 1925-1926.

Heads of account.	DIRECT CHARGES.			Cost of construction as now estimated (construction estimate closed on 31st March 1911).	Expenditure against closed estimate.
	Previous.	1925-1926.	Total.		
	RS.	RS.	RS.	RS.	RS.
I. WORKS--					
(1) <i>Head Works--</i>					
B. Land	19,227	..	19,227	19,227	19,227
C. Works	28,750	..	28,750	28,750	28,750
K. Buildings	913	..	913	913	913
L. Earthwork	1,66,992	..	1,66,992	1,66,992	1,66,992
P. Maintenance	3,842	..	3,842	3,842	3,842
O. Miscellaneous
Total* ..	2,19,724	..	2,19,724	2,19,724	2,19,724
(3) <i>Distributaries--</i>					
B. Land	1,156	..	1,156	1,156	1,156
C. Works	3,869	..	3,869	3,869	3,869
L. Earthwork	5,421	..	5,421	5,421	5,421
O. Miscellaneous	516	..	516	516	516
Total ..	10,962	..	10,962	10,962	10,962
Provision for unforeseen works
Total, Works ..	2,30,686	..	2,30,686	2,30,686	2,30,686
II. ESTABLISHMENT	48,308	..	48,308	48,308	48,308
III. TOOLS AND PLANT
Grand Total ..	2,78,994	..	2,78,994	2,78,994	2,78,994
V. <i>Loss--RECEIPTS ON CAPITAL ACCOUNT</i>	220	555	775	775	775
(a) Net Total ..	2,78,774	- 555	2,78,219	2,78,219	2,78,219

(a) Chargeable to "43. Minor Works and Navigation—Provincial."

HAJIPURAM TANK—*Tank Project*—cont.

No. 3.—Revenue Account for and to end of 1925-1926.

Receipts.	TOTAL.			Charges.	TOTAL.		
	Previous.	1925-1926.	Total.		Previous.	1925-1926.	Total.
I. DIRECT RECEIPTS—	RS.	RS.	RS.	I. EXTENSIONS AND IMPROVEMENTS—	RS.	RS.	RS.
Receipts from other canal produce ..	101	..	101	(1) Head works	22	262	284
Miscellaneous ..	5,313	459	8,772	(2) Main canals and branches
				(3) Distributaries
				(4) Drainage and protective works	130	..	130
				(5) Special tools and plant
				Total ..	152	262	414
Total, Revenue realized in Public Works Department ..	8,414	459	8,873	II. MAINTENANCE AND REPAIRS—			
Irrigation Revenue realized in Civil Department ..	30,612	4,884	35,496	(1) Head works	2,104	203	2,307
				(2) Main canals and branches	83	..	83
				(3) Distributaries	232	..	232
				(4) Drainage and protective works
				(5) Special tools and plant
				<i>Add</i> —Unclassifiable outlay
				Total ..	2,419	203	2,622
Total, Direct Receipts.	39,026	5,343	44,369	Total, Extensions and Improvements and Maintenance and Repairs	2,571	465	3,036
II. INDIRECT RECEIPTS—				IV. ESTABLISHMENT	1,044	184	1,228
Share of land revenue collected in the Civil Department ..	226	15	241	V. TOOLS AND PLANT	18	10	28
				VI. REFUNDS OF REVENUE
				Total, Direct Charges ..	3,633	659	4,292
Total, Public Works and Civil Departments, Revenue ..	39,252	5,358	44,610	Share of collection charges in the Civil Department ..	1,542	245	1,787
				Indirect charges	261	31	292
				Total, Direct and Indirect Charges ..	5,436	935	6,371
Total, Receipts ..	39,252	5,358	44,610	Balance, net revenue ..	23,816	4,423	38,239
				Grand Total ..	39,252	5,358	44,610

ADMINISTRATIVE ACCOUNTS
FOR THE YEAR 1925-26.

MADRAS PRESIDENCY.

HAJIPURAM TANK—*Tank Project*—cont.

No. 4.—Interest Account for and to end of 1925-1926.

	Amount.		Amount.
	RS.		RS.
Total interest charges to end of 1924-1925	1,85,865	Net revenue realized to end of 1924-25	33,816
Total interest charges for the year 1925-1926	9,256	Net revenue realized during 1925-1926	4,423
		Balance, net interest charges ..	1,56,882
Total ..	1,95,121	Total ..	1,95,121

No. 5.—Account of Indirect Charges for and to end of 1925-1926.

Particulars.	Previous.	1925-1926.	Total.
	RS.	RS.	RS.
Capital—			
Capitalization of abatement of land revenue	26,346	..	26,346
Leave and pension allowances	6,763	..	6,763
Total ..	33,109	..	33,109
Revenue—			
Capitalization of abatement of land revenue	105	..	105
Leave and pension allowances	145	26	171
Audit and accounts	11	5	16
Total ..	261	31	292
Grand Total ..	33,370	31	33,401

HAJIPURAM TANK—*Tank Project*—cont.

No. 6.—Statement comparing Charges to date with Sanctioned Estimates.

Particulars.	CHARGES AGAINST CLOSED SANCTIONS.			CURRENT SANCTIONS.			Total charges to date against old and current sanctions.	REMARKS.	
	Expenditure against construction estimate.	Expenditure against open canal sanction.	Total.	Charges to date.	Amount of sanctioned estimate.	Unspent balance of estimate.		G.O. No. and date.	Amount of estimate.
	RS.	RS.	RS.				RS.		
<i>Direct Charges.</i>									
Works	2,28,024	2,652	2,30,686	2,30,686		
Establishment	47,880	428	48,308	48,308		
Tools and plant		
Suspense account		
Total	2,75,904	3,090	2,78,994	2,78,994		
Less—Receipts on Capital account	220	555	775	775		
Net Total	2,75,684	2,535	2,78,219	2,78,219		
<i>Indirect Charges.</i>									
Capitalized abatement of land revenue	25,879	467	26,346	26,346		
Leave and pension allowances	6,703	60	6,763	6,763		
Total	32,582	527	33,109	33,109		
Grand Total	3,08,266	3,062	3,11,328	3,11,328		

ADMINISTRATIVE ACCOUNTS
FOR THE YEAR 1925-26.

MADRAS PRESIDENCY.

PONNALUR TANK—*Tank Project.*

No. 2.—Capital Account for and to end of 1925-1926.

Heads of account.	DIRECT CHARGES.			Cost of construction as now estimated (construction estimate closed on 31st March 1911).	Expenditure against closed estimate.
	Previous.	1925-1926.	Total.		
I. WORKS—	RS.	RS.	RS.	RS.	RS.
(1) <i>Head Works—</i>					
B. Land	20,407	..	20,407	20,407	20,407
C. Works	48,652	4	48,656	49,146	47,286
K. Buildings	411	..	411	411	411
L. Earthwork	73,402	..	73,402	73,402	73,402
O. Miscellaneous	10,211	..	10,211	10,211	10,211
P. Maintenance	1,052	..	1,052	1,052	1,052
Total	1,64,135	4	1,54,139	1,51,629	1,52,769
(2) <i>Main Canals and Branches—</i>					
A Preliminary expenses
B. Land
E. Falls and weirs
F. (1) Other cross drainage works
G. Bridges
K. Buildings
L. Earthwork
O. Miscellaneous
P. Maintenance
Total
(3) <i>Distributaries—</i>					
B. Land	812	..	812	812	812
C. Works	3,959	..	3,959	3,959	3,959
L. Earthwork	1,716	..	1,716	1,716	1,716
O. Miscellaneous	638	..	638	638	638
P. Maintenance
Total	7,124	..	7,124	7,124	7,124
Provision for unforeseen works.
Total, Works	1,61,259	4	1,61,263	1,61,753	1,59,893
II. ESTABLISHMENT	31,655	2	31,658	31,636	31,070
III. TOOLS AND PLANT	54	..	54	71	34
Grand Total	1,92,969	5	1,92,975	1,93,360	1,90,997
Chargeable to 43. Minor Works and Navigation—Provincial	1,90,997	..	1,90,997
Chargeable to 55—A. Irrigation—2. Unproductive	1,972	6	1,978
Total	1,92,969	6	1,92,975

PONNALUR TANK—Tank Project—cont.
No. 3.—Revenue Account for and to end of 1925-1926.

Receipts.	TOTAL.			Charges.	TOTAL.		
	Previous.	1925-1926.	Total.		Previous.	1925-1926.	Total.
I. DIRECT RECEIPTS--	RS.	RS.	RS.	I. EXTENSIONS AND IMPROVEMENTS--	RS.	RS.	RS.
5. Receipts from plantations	(1) Head works	432	1,100	1,532
6. Receipts from other canal produce.	(2) Main canals and branches
11. Miscellaneous ..	176	..	176	(3) Distributaries
				(4) Drainage and protective works
				(5) Special tools and plant
Total, Revenue realized in Public Works Department ..	176	..	176	Total ..	432	1,100	1,532
Irrigation revenue realized in Civil Department ..	59,959	5,145	65,104	II. MAINTENANCE AND REPAIRS--			
				(1) Head works	44,215	205	44,420
Total, Direct Receipts.	60,135	5,145	65,280	(2) Main canals and branches	18,071	..	18,071
				(3) Distributaries
II. INDIRECT RECEIPTS—				(4) Drainage and protective works
Share of land revenue collected in the Civil Department	(5) Special tools and plant
				<i>Add--Unclassifiable outlay</i>
Total, Public Works and Civil Departments, Revenue ..	60,135	5,145	65,280	Total ..	62,286	205	62,491
Net deficit, if any.. ..	22,974	-2,963	20,011	Total, Extensions and Improvements and Maintenance and Repairs ..	62,718	1,305	64,023
				IV. ESTABLISHMENT	15,095	516	15,611
				V. TOOLS AND PLANT	94	19	113
				VI. REFUNDS OF REVENUE
				Total, Direct Charges ..	77,907	1,840	79,747
				Share of collection charges in the Civil Department	3,000	257	3,257
				Indirect charges	2,202	85	2,287
				Total, Direct and Indirect Charges	83,109	2,182	85,291
				Balance, net revenue
Total, Receipts ..	83,109	2,182	85,291	Grand Total ..	83,109	2,182	85,291

PONNALUR TANK—*Tank Project*—cont.

No. 4.—Interest Account for and to end of 1925-1926.

	Amount.		Amount.
	RS.		RS.
Total interest charges to end of 1924-1926	1,28,016	Net revenue realized to end of 1924-1925	— 22,974
Total interest charges for the year 1925-1926	6,916	Net revenue realized during 1925-1926	2,963
		Balance, net interest charges ..	1,54,943
Total ..	1,34,932	Total ..	1,34,932

No. 5.—Account of Indirect Charges for and to end of 1925-1926.

Particulars.	Previous.	1925-1926.	Total.
	RS.	RS.	RS.
CAPITAL—			
Capitalization of abatement of land revenue	21,230	..	21,230
Leave and pension allowances	4,431	..	4,431
Audit and accounts	13	..	13
Total ..	25,674	..	25,674
REVENUE—			
Leave and pension allowances	2,114	72	2,186
Audit and accounts	88	13	101
Total ..	2,202	85	2,287
Grand Total ..	27,876	85	27,961

PONNALUR TANK—Tank Project—cont.

No. 6.—Statement comparing Charges to date with Sanctioned Estimates.

Particulars.	CHARGES AGAINST CLOSED SANCTIONS.			CURRENT SANCTIONS.			Total charges to date against old and current sanctions.	REMARKS.	
	Expenditure against construction estimate.	Expenditure against open canal sanction.	Total.	Charges to date.	Amount of sanctioned estimate.	Unspent balance of estimate.		G.O. No. and date.	Amount of estimate.
<i>Direct charges.</i>	RS.	RS.	RS.	RS.	RS.	RS.	RS.		RS.
Works	1,39,349	20,544	1,59,893	1,370	1,860	490	1,61,263	Mis. 229 I., 15th August 1923.	1,860
Establishment	27,013	4,057	31,070	588	465	— 123	31,658		
Tools and plant	34	34	20	37	17	54		
Suspense account	1,860
Total ..	1,66,362	24,635	1,90,997	1,978	2,362	384	1,92,975		
Less—Receipts on Capital account		
Net Total ..	1,66,362	24,635	1,90,997	1,978	2,362	384	1,92,975		
<i>Indirect charges.</i>									
Capitalized abatement of land revenue ..	21,230	..	21,230	21,230		
Leave and pension allowances	3,781	568	4,349	82	..	— 82	4,431		
Audit and accounts	13	..	— 13	13		
Total ..	25,011	568	25,579	95	..	— 95	25,674		
Grand Total ..	1,91,373	25,203	2,16,576	2,073	2,362	289	2,18,649		

ADMINISTRATIVE ACCOUNTS
FOR THE YEAR 1925-26.

MADRAS PRESIDENCY.

ANAMASAMUDRAM-BERAPERU TANK—*Tank Project.*

No. 2.—Capital Account for and to end of 1925-1926.

Heads of account.	DIRECT CHARGES.			Cost of construction as now estimated (construction estimate closed on 31st March 1910).	Expenditure against closed estimate.
	Previous.	1925-1926.	Total.		
I. WORKS—	RS.		RS.	RS.	RS.
(2) <i>Main Canals and Branches—</i>					
B. Land	110	..	110	110	110
C. Works	6,282	..	6,282	6,282	6,282
F. River and hill torrent works.	2,081	..	2,081	2,081	2,081
F. (1) Other cross drainage works	3,311	..	3,311	3,311	3,311
L. Earthwork	46,528	..	46,528	46,528	46,528
O. Miscellaneous	109	..	109	109	109
Total ..	58,421	..	58,421	58,421	58,421
Provision for unforeseen works
Total, Works ..	58,421	..	58,421	58,421	58,421
II. ESTABLISHMENT	13,266	..	13,266	13,266	13,266
III. TOOLS AND PLANT
Grand Total ..	71,687	..	71,687	71,687	71,687
V. <i>Less—RECEIPTS ON CAPITAL ACCOUNT..</i>
(a) Net Total ..	71,687	..	71,687	71,687	71,687

(a) Chargeable to "43. Minor Works and Navigation—Provincial."

ANAMASAMUDRAM-BERAPERU TANK—*Tank Project*—cont.

No. 3.—Revenue Account for and to end of 1925-1926.

Receipts.	TOTAL.			Charges.	TOTAL.		
	Previous.	1925-1926.	Total.		Previous.	1925-1926.	Total.
	RS.	RS.	RS.		RS.	RS.	RS.
I. DIRECT RECEIPTS—				I. EXTENSIONS AND IMPROVEMENTS—			
6. Receipts from other canal produce	(1) Head works
9. Rents of buildings	(2) Main canals and branches
11. Miscellaneous	32	..	32	(3) Distributaries
Total, Revenue realized in Public Works Department	32	..	32	(4) Drainage and protective works
Irrigation Revenue realized in Civil Department	2,172	1,357	3,529	(5) Special tools and plant
Total, Direct Receipts ..	2,204	1,357	3,561	Total
II. INDIRECT RECEIPTS—				II. MAINTENANCE AND REPAIRS—			
Share of land revenue collected in the Civil Department	17	1	18	(1) Head works	301	..	301
				(2) Main canals and branches ..	3,205	..	3,205
				(3) Distributaries
				(4) Drainage and protective works
				(5) Special tools and plant
				Add—Unclassifiable outlay
				Total ..	3,506	..	3,506
				Total, Extensions and Improvements and Maintenance and Repairs	3,506	..	3,506
				IV. ESTABLISHMENT	821	..	821
				V. TOOLS AND PLANT	6	..	6
				VI. REFUNDS OF REVENUE
				Total, Direct Charges ..	4,332	..	4,332
				Share of collection charges in the Civil department	111	68	179

ANAMASAMUDRAM-BERAPERU TANK—*Tank Project*—cont.

No. 4.—Interest Account for and to end of 1925-1926.

	Amount.		Amount.
	RS.		RS.
Total interest charges to end of 1924-1925.	44,177	Net revenue realized to end of 1924-1925.	5,418
Total interest charges for the year 1925-1926.	2,384	Net revenue realized during 1925-1926.	2,235
Balance, net revenue	Balance, net interest charges ..	38,908
Total ..	46,561	Total ..	46,561

No. 5.—Account of Indirect Charges for and to end of 1925-1926.

Particulars.	Previous.	1925-1926.	Total.
	RS.	RS.	RS.
CAPITAL—			
Capitalization of abatement of land revenue ..	30	..	30
Leave and pension allowances	1,856	..	1,856
Total ..	1,886	..	1,886
REVENUE—			
Leave and pension allowances	115	..	115
Audit and Accounts	6	..	6
Total ..	121	..	121
Grand Total ..	2,007	..	2,007

ANAMASAMUDRAM-BERAPERU TANK—*Tank Project*—cont.

No. 6.—Statement comparing Charges to date with Sanctioned Estimates.

Particulars.	CHARGES AGAINST CLOSED SANCTIONS.			CURRENT SANCTIONS.			Total charges to date against old and current sanctions.	REMARKS.	
	Expenditure against construction estimate.	Expenditure against open canal sanction.	Total.	Charges to date.	Amount of sanctioned estimate.	Unspent balance of estimate.		G.O. No. and date.	Amount of estimate.
<i>Direct Charges.</i>	RS.	RS.	RS.				RS.		
Works	52,139	6,282	58,421	58,421		
Establishment	11,915	1,351	13,266	13,266		
Tools and plant		
Suspense account		
Total ..	64,054	7,633	71,687	71,687		
<i>Less—</i> Receipts on Capital account		
Net Total ..	64,054	7,633	71,687	71,687		
<i>Indirect Charges.</i>									
Capitalized abatement of land revenue ..	30	..	30	30		
Leave and pension allowances	1,667	189	1,856	1,856		
Total ..	1,697	189	1,886	1,886		
Grand Total ..	65,751	7,822	73,573	73,573		

MOPAD PROJECT—*Canal Project.*

No. 2.—Capital Account for and to end of 1925–1926.

Heads of account.	DIRECT CHARGES.			Cost of construction as now estimated.	Expenditure against closed estimate.
	Previous.	1925-1926.	Total.		
I. WORKS—					
(1) <i>Head works—</i>					
A. Preliminary expenses ..	13,472	..	13,472	13,548	..
B. Land	83,111	..	83,111	83,123	..
C. Works	44,034	..	44,034	44,035	..
K. Buildings	21,808	..	21,808	21,661	..
L. Earthwork	11,95,416	..	11,95,416	11,87,373	..
N. Tanks and reservoirs
O. Miscellaneous	15,296	..	15,296	14,834	..
P. Maintenance	23,618	..	23,618	24,000	..
Unforeseen works
Total ..	13,96,755	..	13,96,755	13,88,574	..
(2) <i>Main Canals and Branches—</i>					
A. Preliminary expenses ..	1,938	..	1,938	1,938	..
B. Land	12,812	..	12,812	12,812	..
D. Regulators	15,778	..	15,778	15,777	..
E. Falls and weirs	21,158	..	21,158	21,168	..
F. (1) Other cross drainage works.	1,44,666	..	1,44,666	1,44,664	..
G. Bridges	13,753	..	13,753	13,754	..
K. Buildings	2,988	..	2,988	3,000	..
L. Earthwork	91,758	..	91,758	91,750	..
O. Miscellaneous	5,217	..	5,217	5,232	..
P. Maintenance	4,732	..	4,732	4,650	..
Unforeseen works
Total ..	3,14,800	..	3,14,800	3,14,745	..
(3) <i>Distributaries—</i>					
A. Preliminary expenses ..	2,389	..	2,389	2,389	..
B. Land	5,055	..	5,056	5,056	..
C. Works	6,118	..	6,118	6,107	..
G. Bridges	287	..	287	287	..
I. Earthwork	9,990	..	9,990	9,989	..
O. Miscellaneous	2,701	..	2,701	2,702	..
Total ..	26,541	..	26,541	2,530	..
(6) <i>Special tools and plant—</i>					
Provision for unforeseen works.	— 71,521	..	— 71,521	1,21,355	..
Total, Works ..	16,66,575	..	16,66,575	18,51,204	..
II. ESTABLISHMENT	3,20,381	..	3,20,381	3,45,827	..
III. TOOLS AND PLANT	2,34,213	..	2,34,213	24,643	..
Grand Total ..	22,21,169	..	22,21,169	22,21,674	..
V. Less—RECEIPTS ON CAPITAL ACCOUNT.	27,894	..	27,894	24,674	..
(a) Net total ..	21,93,275	..	21,93,275	21,97,000	..
Chargeable to 35. Protective Works— Irrigation.	22,09,835	..	22,09,835
Chargeable to 55. Irrigation Works— Unproductive.	— 16,560	..	— 16,560
Total ..	21,93,275	..	21,93,275

MOPAD PROJECT—*Canal Project*—cont.

No. 3.—Revenue Account for and to end of 1925–1926.

ADMINISTRATIVE ACCOUNTS
FOR THE YEAR 1925–26.

853

MADRAS PRESIDENCY.

Receipts.	TOTAL.			Charges.	TOTAL.		
	Previous.	1925–1926.	Total.		Previous.	1925–1926.	Total.
I. DIRECT RECEIPTS—	RS.	RS.	RS.	I. EXTENSIONS AND IMPROVEMENTS—	RS.	RS.	RS.
6. Receipts from other canal produce	5	5	(1) Head works
9. Rent of buildings	317	76	393	(2) Main canals and branches ..	30	..	30
11. Miscellaneous	2,354	230	2,584	(3) Distributaries
				(4) Drainage and protective works
				(5) Special tools and plant
				Total ..	30	..	30
Total, Revenue realized in the Public Works Department.	2,671	311	2,982	II. MAINTENANCE AND REPAIRS—			
				(1) Head works	3,337	1,012	4,349
Irrigation Revenue realized in Civil Department.	59,967	40,444	1,00,411	(2) Main canals and branches ..	7,653	2,223	9,876
				(3) Distributaries	3,070	1,720	4,790
				(4) Drainage and protective works
				(5) Special tools and plant
				<i>Add—Unclassifiable outlay</i>			
				Total ..	14,060	4,955	19,015
Total, Direct Receipts ..	62,638	40,755	1,03,393	Total, Extensions and Improvements and Maintenance and Repairs ..	14,090	4,955	19,045
II. Indirect Receipts—Share of Land Revenue collected in the Civil Department.	13,340	4,340	17,680	IV. ESTABLISHMENT	6,087	1,959	8,046
				V. TOOLS AND PLANT	163	74	227
				VI. REFUNDS OF REVENUE
				Total, Direct Charges ..	20,330	6,988	27,318
Total, Public Works and Civil Departments, Revenue.	75,978	45,095	1,21,073	Share of collection charges in the Civil Department.	2,998	2,022	5,020
				Indirect charges	993	324	1,317
				Total, Direct and Indirect Charges ..	24,321	9,334	33,655
				Balance, net revenue ..	51,657	35,761	87,418
Total, Receipts ..	75,978	45,095	1,21,073	Grand Total ..	75,978	45,095	1,21,073

MOPAD PROJECT—*Canal Project*—cont.

No. 4.—Interest Account for and to end of 1925-1926

	Amount.		Amount.
	RS.		RS.
Total interest charges to end of 1924-1925	9,11,346	Net revenue realized to end of 1924-1926	51,657
Total interest charges for the year 1925-1926	83,159	Net revenue realized during 1925-1926	35,761
		Balance, net interest charges	9,07,087
Total ..	9,94,505	Total ..	9,94,505

No. 5.—Account of Indirect Charges for and to end of 1925-1926.

Particulars.	Previous.	1925-1926.	Total.
	RS.	RS.	RS.
CAPITAL—			
Capitalization of abatement of land revenue.	51,698	..	51,698
Leave and pension allowances	41,856	..	44,856
Audit and accounts	— 132	..	-- 132
Total ..	96,422	..	96,422
REVENUE—			
Capitalization of abatement of land revenue.
Leave and pension allowances	852	274	1,126
Audit and accounts	141	50	191
Total ..	993	324	1 317
Grand Total ..	97,415	324	97,739

MOPAD PROJECT—*Canal Project*—cont.

No. 6.—Statement comparing Charges to date with Sanctioned Estimates.

Particulars.	CHARGES AGAINST CLOSED SANCTIONS.			CURRENT SANCTIONS.			Total charges to date against old and current sanctions.	REMARKS.	
	Expenditure against construction estimate.	Expenditure against open canal sanction.	Total.	Charges to date.	Amount of sanctioned estimate.	Unspent balance of estimate.		G.O. No. and date.	Amount of estimate.
<i>Direct charges.</i>				RS.	RS.	RS.		<i>Direct charges.</i>	RS.
Works	16,66,575	18,51,204	1,84,629	..	149 L., 12th May 1921.	18,51,204
Establishment	3,20,581	3,45,827	25,446	..		
Tools and plant	2,34,213	24,643	-2,09,570	..		
Suspense account		
Total	22,21,169	22,21,674	505	..	Indirect charges.	1,00,000
Less—Receipts on Capital account	27,894	24,674	- 3,220	..		
Net Total	21,93,275	21,97,000	3,725	..		
<i>Indirect charges.</i>									
Capitalized abatement of land revenue.	51,698	51,584	- 114	..		
Leave and pension allowances	44,856	48,416	3,560	..		
Audit and accounts	-- 132	..	132	..		
Total	96,422	1,00,000	3,578	..		
Grand Total	22,89,697	22,97,000	7 303	..		

YERUR TANK—*Tank Project.*

No. 2.—Capital Account for and to end of 1925-1926.

Heads of account.	DIRECT CHARGES.			Cost of construction as now estimated (construction estimate closed on 31st March 1907).	Expenditure against closed estimate.
	Previous.	1925-1926.	Total.		
	RS.		RS.	RS.	RS.
I. WORKS—					
(1) <i>Head Works—</i>					
B. Land
C. Works	10,767	..	10,767	10,767	10,767
K. Buildings
L. Earthwork	39,452	..	39,452	39,452	39,452
O. Miscellaneous
Total	50,219	..	50,219	50,219	50,219
(3) <i>Distributaries ..</i>					
B. Land
C. Works
L. Earthwork
O. Miscellaneous
Total
Provision for unforeseen works.
Total, Works	50,219	..	50,219	50,219	50,219
II. ESTABLISHMENT	11,522	..	11,522	11,522	11,522
III. TOOLS AND PLANT
Grand Total	61,741	..	61,741	61,741	61,741
V. Loss—RECEIPTS ON CAPITAL ACCOUNT.
(a) Net Total	61,741	..	61,741	61,741	61,741

(a) Chargeable to "13. Minor Works and Navigation—Provincial".

YERUR TANK—Tank Project—cont.
No. 3.—Revenue Account for and to end of 1925-1926.

ADMINISTRATIVE ACCOUNTS
FOR THE YEAR 1925-26.

357

MADRAS PRESIDENCY.

Receipts.	TOTAL.			Charges.	Total.		
	Previous.	1925-1926.	Total.		Previous.	1925-1926.	Total.
I. DIRECT RECEIPTS—	RS.	RS.	RS.	I. EXTENSIONS AND IMPROVEMENTS—	RS.	RS.	RS.
6. Receipts from other canal produce	(1) Head works	235	235
9. Rents of buildings.	(2) Main canals and branches
11. Miscellaneous	(3) Distributaries
				(4) Drainage and protective works
				(5) Special tools and plant
				Total	235	235
Total, Revenue realized in Public Works Department	II. MAINTENANCE AND REPAIRS—			
				(1) Head works	13,940	..	13,940
Irrigation Revenue realized in Civil Department ..	35,432	3,617	39,049	(2) Main canals and branches
				(3) Distributaries
Total, Direct Receipts.	35,432	3,617	39,049	(4) Drainage and protective works
				(5) Special tools and plant
II. INDIRECT RECEIPTS—				Add—Unclassifiable outlay
Share of land revenue collected in the Civil Department ..	745	64	809	Total ..	13,940	..	13,940
Total, Public Works and Civil Departments, Revenue ..	36,177	3,681	39,858	Total, Extensions and Improvements and Maintenance and Repairs	13,940	235	14,175
				IV. ESTABLISHMENT	2,669	93	2,762
Total Receipts ..	36,177	3,681	39,858	V. TOOLS AND PLANT	69	3	72
				VI. REFUNDS OF REVENUE
				Total, Direct Charges ..	16,678	331	17,009
				Share of collection charges in the Civil Department ..	1,810	184	1,994
				Indirect charges	382	15	397
				Total, Direct and Indirect Charges	18,870	530	19,400
				Balance, net revenue	17,307	3,151	20,458
				Grand Total ..	36,177	3,681	39,858

YERUR TANK—*Tank Project*—cont.

No. 4.—Interest Account for and to end of 1925-1926.

	Amount.		Amount.
	RS.		RS.
Total interest charges to end of 1924-1925	42,918	Net revenue realized to end of 1924-1925	17,307
Total interest charges for the year 1925-1926	2,053	Net revenue realized during 1925-1926	3,151
Balance, net revenue	Balance, net interest charges	24,513
Total ..	44,971	Total ..	44,971

No. 5.—Account of Indirect Charges for and to end of 1925-1926.

Particulars.	Previous.	1925-1926	Total.
CAPITAL--	RS.	RS.	RS.
Leave and pension allowances ..	1,612	..	1,612
Total ..	1,612	..	1,612
REVENUE--			
Leave and pension allowances ..	374	13	387
Audit and accounts	8	2	10
Total ..	382	15	397
Grand Total ..	1,994	15	2,009

YERUR TANK—*Tank Project*—cont.

No. 6.—Statement comparing Charges to date with Sanctioned Estimates.

Particulars.	CHARGES AGAINST CLOSED SANCTIONS.			CURRENT SANCTIONS.			Total charges to date against old and current sanctions.	REMARKS.	
	Expenditure against construction estimate.	Expenditure against open canal sanction.	Total.	Charges to date.	Amount of sanctioned estimate.	Unspent balance of estimate.		G.O. No. and date.	Amount of estimate.
<i>Direct Charges.</i>	RS.	RS.	RS.				RS.		
Works	48,303	1,916	50,219	50,219		
Establishment	11,110	412	11,522	11,522		
Tools and plant		
Suspense account		
Total ..	59,413	2,328	61,741	61,741		
Less—Receipts on capital account		
Net Total ..	59,413	2,328	61,741	61,741		
<i>Indirect Charges.</i>									
Capitalized abatement of land revenue		
Leave and pension allowances	1,555	57	1,612	1,612		
Total ..	1,555	57	1,612	1,612		
Grand Total ..	60,968	2,385	63,353	63,353		

VAMULA TANK—*Tank Project.*

No. 2.—Capital Account for and to end of 1925-1926.

Heads of account.	DIRECT CHARGES.			Cost of construction as now estimated (construction estimate closed on 31st March 1905).	Expenditure against closed estimate.
	Previous.	1925-1926.	Total.		
I. WORKS—	RS.		RS.	RS.	RS.
(1) <i>Head Works—</i>					
B. Land	2,153	..	2,153	2,153	2,153
C. Works	4,218	..	4,218	4,218	4,218
K. Buildings
L. Earthwork	42,903	..	42,903	42,903	42,903
O. Miscellaneous	281	..	281	281	281
Total	49,555	..	49,555	49,555	49,555
(3) <i>Distributaries—</i>					
B. Land
C. Works	89	..	89	89	89
L. Earthwork	1,317	..	1,317	1,317	1,317
O. Miscellaneous
Total	1,406	..	1,406	1,406	1,406
Provision for unforeseen works
Total, Works	50,961	..	50,961	50,961	50,961
II. ESTABLISHMENT	11,225	..	11,225	11,225	11,225
III. TOOLS AND PLANT
Grand Total	62,186	..	62,186	62,186	62,186
V. <i>Less—RECEIPTS ON CAPITAL ACCOUNT.</i>
(a) Net Total	62,186	..	62,186	62,186	62,186

(a) Chargeable to "43. Minor Works and Navigation—Provincial."

VAMULA TANK—*Tank Project*—cont.

No. 4.—Interest Account for and to end of 1925-1926.

	Amount.		Amount.
	RS.		RS.
Total interest charges to end of 1924-1925.	46,632	Net revenue realized to end of 1924-1925.	— 493
Total interest charges for the year 1925-1926.	2,068	Net revenue realized during 1925-1926.	..
		Balance, net interest charges.	49,193
Total ..	48,700	Total ..	48,700

No. 5.—Account of Indirect Charges for and to end of 1925-1926.

Particulars.	Previous.	1925-1926.	Total.
CAPITAL—	RS.		RS.
Leave and pension allowances ..	1,571	..	1,571
Total ..	1,571	..	1,571
REVENUE—			
Leave and pension allowances ..	5	..	5
Audit and accounts
Total ..	5	..	5
Grand Total ..	1,576	..	1,576

VAMULA TANK—Tank Project—cont.

No. 6.—Statement comparing Charges to date with Sanctioned Estimates.

Particulars.	CHARGES AGAINST CLOSED SANCTIONS.			CURRENT SANCTIONS.			Total charges to date against old and current sanctions.	REMARKS.	
	Expendi- ture against construc- tion estimate.	Expendi- ture against open canal sanction.	Total.	Charges to date.	Amount of sanctioned estimate.	Unspent balance of estimate.		G.O. No. and date.	Amount of estimate.
<i>Direct Charges.</i>									
	RS.		RS.				RS.		
Work	50,961		50,961				50,961		
Establishment	11,225		11,225				11,225		
Tools and plant		
Suspense account		
Total ..	62,186		62,186				62,186		
<i>Less—</i> Receipts on Capital Account		
Net Total ..	62,186		62,186				62,186		
<i>Indirect Charges.</i>									
Capitalized abatement of land revenue		
Leave and pension allowances	1,571		1,571				1,571		
Total ..	1,571		1,571				1,571		
Grand Total ..	63,757		63,757				63,757		

BARUR TANK—*Tank Project.*

No. 2.—Capital Account for and to end of 1925–1926.

Heads of account.	DIRECT CHARGES.			Cost of construction as now estimated (construction estimate closed on 31st March 1891).	Expenditure against closed estimate.
	Previous.	1925–1926.	Total.		
I. WORKS—	RS.		RS.	RS.	RS.
(1) <i>Head Works—</i>					
A. Preliminary expenses ..	739	..	739	739	739
B. Land	11,573	..	11,573	11,573	11,573
C. Works	23,817	..	23,817	23,817	23,817
K. Buildings	4,621	..	4,621	4,621	4,621
O. Miscellaneous	4,568	..	4,568	4,568	4,568
P. Maintenance	355	..	355	355	355
Total ..	45,673	..	45,673	45,673	45,673
(2) <i>Main Canals and Branches—</i>					
B. Land	296	..	296	296	296
C. Works	2,323	..	2,323	2,323	2,323
D. Regulators	24,620	..	24,620	24,620	24,620
E. Falls and Weirs
F. (1) Other cross drainage works.	4,053	..	4,053	4,053	4,053
G. Bridges	5,270	..	5,270	5,270	5,270
I. Earthwork	82,550	..	82,550	82,550	82,550
N. Tanks and reservoirs	1,879	..	1,879	1,879	1,879
O. Miscellaneous	4,684	..	4,684	4,684	4,684
Total ..	1,25,675	..	1,25,675	1,25,675	1,25,675
(2-A) <i>Reservoirs—</i>					
C. Works	2,949	..	2,949	2,949	2,949
L. Earthwork	66,826	..	66,826	66,826	66,826
Total ..	69,775	..	69,775	69,775	69,775
(3) <i>Distributaries—</i>					
B. Land	897	..	897	897	897
C. Works	40,038	..	40,038	40,038	40,038
L. Earthwork	53,279	..	53,279	53,279	53,279
N. Tanks and reservoirs	428	..	428	428	428
Total ..	94,642	..	94,642	94,642	94,642
(5) Special tools and plant
Provision for unforeseen works
Total, Works ..	3,35,765	..	3,35,765	3,35,765	3,35,765

BARUR TANK—*Tank Project*—cont.

No. 2.—Capital Account for and to end of 1925-1926—cont.

Heads of account.	DIRECT CHARGES.			Cost of construction as now estimated (construction estimate closed on 31st March 1891).	Expenditure against closed estimate.
	Previous.	1925-1926.	Total.		
	RS.		RS.	RS.	RS.
II. ESTABLISHMENT	76,701	..	76,701	76,701	76,701
III. TOOLS AND PLANT	6,931	..	6,931	6,931	6,931
Grand Total ..	4,19,397	..	4,19,397	4,19,397	4,19,397
V. <i>Less</i> —RECEIPTS ON CAPITAL ACCOUNT.	22	..	22	22	22
(a) Net Total ..	4,19,375	..	4,19,375	4,19,375	4,19,375

	RS.
(a) Chargeable to 49. Irrigation	4,02,176
Do. to 43. Minor Works and Navigation—Provincial.	17,199
Total ..	<u>4,19,375</u>

BARUR TANK—Tank Project—cont.

No. 3.—Revenue Account for and to end of 1925-1926.

Receipts.	TOTAL.			Charges.	TOTAL.		
	Previous.	1925-1926.	Total.		Previous.	1925-1926.	Total.
	RS.	RS.	RS.		RS.	RS.	RS.
I. DIRECT RECEIPTS—				I. EXTENSIONS AND IMPROVEMENTS—			
5. Receipts from plantations ..	41	..	41	(1) Head works	4,441	..	4,441
6. Receipts from other canal produce ..	12,068	1,472	13,540	(2) Main canals and branches	17,734	452	18,186
9. Rents of buildings ..	625	26	651	(3) Distributaries	2,561	..	2,561
11. Miscellaneous ..	1,813	15	1,828	(4) Drainage and protective works	1,661	..	1,661
Deduct Refunds ..	95	2	97	(5) Special tools and plant
				Total ..	26,397	452	26,849
Total, Revenue realized in Public Works Department ..	14,452	1,511	15,963	II. MAINTENANCE AND REPAIRS—			
Irrigation Revenue realized in Civil Department ..	4,73,419	9,491	4,82,910	(1) Head works	20,598	..	20,598
Total, Direct Receipts ..	4,87,871	11,002	4,98,873	(2) Main canals and branches	1,06,030	2,872	1,08,902
				(3) Distributaries	10,067	..	10,067
II. INDIRECT RECEIPTS—				(4) Drainage and protective works	666	..	666
Share of land revenue collected in the Civil Department ..	10,265	471	10,736	(5) Special tools and plant
				Total ..	1,57,361	2,872	1,40,233
Total, Public Works and Civil Departments, Revenue ..	4,98,136	11,473	5,09,609	Total, Extensions and Improvements and Maintenance and Repairs	1,63,768	3,324	1,67,082
				IV. ESTABLISHMENT	62,734	1,057	63,791
Total, Receipts ..	4,98,136	11,473	5,09,609	V. TOOLS AND PLANT	476	48	524
				VI. REFUNDS OF REVENUE	54	..	54
				Total, Direct Charges ..	2,27,022	4,429	2,31,451
				Share of collection charges in the Civil Department	23,744	476	24,220
				Indirect charges	9,049	181	9,230
				Total, Direct and Indirect Charges ..	2,59,815	5,086	2,64,901
				Balance, Net revenue ..	2,38,321	6,387	2,44,708
				Grand Total ..	4,98,136	11,473	5,09,609

ADMINISTRATIVE ACCOUNTS
FOR THE YEAR 1925-26.

MADRAS PRESIDENCY.

BARUR TANK—*Tank Project*—cont.

No. 4.—Interest Account for and to end of 1925-1926.

	Amount.		Amount.	
	RS.		RS.	
Total interest charges to end of 1924-1925	5,91,601		Net revenue realized to end of 1924-1925	2,38,321
Total interest charges for the year 1925-1926	13,945		Net revenue realized during 1925-1926	6,337
			Balance net interest charges.	3,60,838
Total ..	6,05,546		Total ..	6,05,546

No. 5.—Account of Indirect Charges for and to end of 1925-1926.

Particulars.	Previous.	1925-1926.	Total.
CAPITAL—	RS.	RS.	RS.
Capitalization of abatement of land revenue	13,000	..	13,000
Leave and pension allowances	10,738	..	10,738
Audit and accounts
Total ..	23,738	..	23,738
REVENUE—			
Capitalization of abatement of land revenue	130	..	130
Leave and pension allowances	8,783	148	8,931
Audit and accounts	136	33	169
Total ..	9,049	181	9,230
Grand Total ..	32,787	181	32,968

BARUR TANK—*Tank Project*—cont.

No. 6.—Statement comparing Charges to date with Sanctioned Estimates.

Particulars.	CHARGES AGAINST CLOSED SANCTIONS.			CURRENT SANCTIONS.			Total charges to date against old and current sanctions.	Remarks.
	Expenditure against construction estimate.	Expenditure against open canal sanctions.	Total.	Charges to date.	Amount of sanctioned estimate.	Unspent balance of estimate.		
	RS.	RS.	RS.				RS.	
<i>Direct Charges.</i>								
Works	3,11,681	24,084	3,35,765	3,35,765	
Establishment	71,683	5,018	76,701	76,701	
Tools and plant	6,883	48	6,931	6,931	
Suspense account	
Total ..	3,90,247	29,150	4,19,397	4,19,397	
Less—Receipts on Capital Account	22	..	22	22	
Net Total ..	3,90,225	29,150	4,19,375	4,19,375	
<i>Indirect Charges.</i>								
Capitalized abatement of land revenue	12,056	944	13,000	13,000	
Leave and pension allowances	10,036	702	10,738	10,738	
Total ..	22,092	1,646	23,738	23,738	
Grand Total ..	4,12,317	30,796	4,43,113	4,43,113	

ADMINISTRATIVE ACCOUNTS
FOR THE YEAR 1925-26.

MADRAS PRESIDENCY.

KANNIAMPALAIYAM ANICUT—*Tank Project.*

No. 2.—Capital Account for and to end of 1925-1926.

Heads of account.	DIRECT CHARGES.			Construc- tion estimate closed on 31st March 1922.	Expendi- ture against closed estimate.
	Previous.	1925-1926.	Total.		
I. WORKS—					
(1) <i>Head Works—</i>					
A. Preliminary expenses ..	1,762	..	1,762	1,762	1,762
B. Land
C. Works	73,244	..	73,244	73,244	73,244
K. Buildings
L. Earthwork
O. Miscellaneous
Total ..	75,006	..	75,006	75,006	75,006
(2) <i>Main Canals and Branches—</i>					
A. Preliminary expenses
B. Land
C. Works	1,144	..	1,144	1,144	1,144
D. Regulators
E. Rivers and hill torrents
F (1) Other cross drainage works.	11,776	..	11,776	11,776	11,776
G. Bridges
K. Buildings	1,000	..	1,000	1,000	1,000
L. Earthwork	8,465	..	8,465	8,465	8,465
O. Miscellaneous
P. Maintenance
Total ..	22,385	..	22,385	22,385	22,385
(3) <i>Distributaries—</i>					
B. Land
C. Works
L. Earthwork
O. Miscellaneous
P. Maintenance
Total
(5) Special tools and plant
Provision for unforeseen works
Total, Works ..	97,391	..	97,391	97,391	97,391
II. ESTABLISHMENT	27,035	..	27,035	27,035	27,035
III. TOOLS AND PLANT	495	..	495	495	495
Grand Total ..	1,24,921	..	1,24,921	1,24,921	1,24,921
V. <i>Less Receipts on Capital account.</i>
Net Total ..	1,24,921	..	1,24,921	1,24,921	1,24,921
Chargeable to "43. Irrigation—Pro- vincial."	1,15,679	..	1,15,679
Chargeable to "55-A. Irrigation Works—2. Unproductive."	9,242	..	9,242
Total ..	1,24,921	..	1,24,921

KANNIAMPALAIYAM ANICUT—*Tank Project*—cont.

No. 3.—Revenue Account for and to end of 1925–1926.

Receipts.	TOTAL.			Charges.	TOTAL.		
	Previous.	1925–1926.	Total.		Previous.	1925–1926.	Total.
I. DIRECT RECEIPTS—				I. EXTENSIONS AND IMPROVEMENTS—			
1. Water-rates ..	RS. 4,000	RS. 4,000	RS. 8,000	(1) Head works	RS. ..	RS. ..	RS. ..
6. Receipts from other canal produce	(2) Main canals and branches
9. Rent of buildings	(3) Distributaries
11. Miscellaneous	(4) Drainage and protective works
				(5) Special tools and plant
Total, Revenue realized in the Public Works Department ..	4,000	4,000	8,000	Total
Irrigation Revenue realized in Civil Department	II. MAINTENANCE AND REPAIRS—			
Total, Direct receipts ..	4,000	4,000	8,000	(1) Head works	4,493	7,602	12,095
II. Indirect receipts—Share of Land Revenue collected in the Civil Department	(2) Main canals and branches
Total, Public Works and Civil Departments, Revenue ..	4,000	4,000	8,000	(3) Distributaries
Net deficit, if any ..	2,525	6,545	9,070	(4) Drainage and protective works
Total, Receipts ..	6,525	10,545	17,070	(5) Special tools and plant
				<i>Add—Unclassifiable outlay ..</i>
				Total ..	4,493	7,602	12,095
				Total, Extensions and Improvements and Maintenance and Repairs ..	4,493	7,602	12,095
				IV. ESTABLISHMENT	1,701	2,419	4,120
				V. TOOLS AND PLANT	48	110	158
				VI. REFUNDS AND REVENUE
				Total, Direct charges ..	6,242	10,131	16,373
				Share of collection charges in the Civil Department
				Indirect charges	283	414	697
				Total, Direct and Indirect charges ..	6,525	10,545	17,070
				Balance, Net revenue
				Grand total ..	6,525	10,545	17,070

ADMINISTRATIVE ACCOUNTS
FOR THE YEAR 1925-26.

MADRAS PRESIDENCY

KANNIAMPALAIYAM ANICUR—*Tank Project*—cont.
No 4 —Interest Account for and to end of 1925-1926.

	Amount.		Amount.
	RS.		RS.
Total interest charges to end of 1924-1925.	39,309	Net revenue realized to end of 1924-1925.	— 2,525
Total interest charges for the year 1925-1926.	5,964	Net revenue realized during 1925-1926.	— 6,545
		Balance, net interest charges ..	54,343
Total ..	45,273	Total ..	45,273

No. 5.—Account of Indirect Charges for and to end of 1925-1926.

Particulars.	Previous.	1925-1926.	Total.
CAPITAL—	RS.	RS.	RS.
Capitalization of abatement of land revenue.
Leave and pension allowances	3,787	..	3,787
Audit and accounts	66	..	66
Total ..	3,853	..	3,853
REVENUE—			
Capitalization of abatement of land revenue.
Leave and pension allowances	238	338	576
Audit and accounts	45	76	121
Total ..	283	414	697
Grand Total ..	4,136	414	4,550

KANNIAMPALAIYAM ANICUT—*Tank Project*—cont.

No. 6.—Statement comparing Charges to date with Sanctioned Estimates.

Particulars.	CHARGES AGAINST CLOSED SANCTIONS.			CURRENT SANCTIONS.			Total charges to date against old and current sanctions.	REMARKS.	
	Expenditure against construction estimate.	Expenditure against open canal sanction.	Total.	Charges to date.	Amount of sanctioned estimate.	Unspent balance of estimate.		G.O. No. and date.	Amount of estimate.
	RS.	RS.	RS.				RS.		RS.
<i>Direct Charges.</i>									
Works	92,266	5,125	97,391	97,391		
Establishment	25,172	1,863	27,035	27,035		
Tools and plant	453	42	495	495		
Suspense account		
Total	1,17,891	7,030	1,24,921	1,24,921		
Less—Receipts on capital account		
Net Total	1,17,891	7,030	1,24,921	1,24,921		
<i>Indirect Charges.</i>									
Capitalized abatement of land revenue		
Leave and pension allowances	3,525	262	3,787	3,787		
Audit and accounts	15	51	66	66		
Total	3,540	313	3,853	3,853		
Grand Total	1,21,431	7,343	1,28,774	1,28,774		

ADMINISTRATIVE ACCOUNTS
FOR THE YEAR 1925-26.

MADRAS PRESIDENCY.

SAGILERU SYSTEM—*Canal Project.*

No. 2.—Capital Account for and to end of 1925-1926.

Heads of account.	DIRECT CHARGES.			Cost of construction as now estimated (construction estimate closed on 31st March 1907).	Expenditure against closed estimate.
	Previous.	1925-1926.	Total.		
I. WORKS—	RS.		RS.	RS.	RS.
(1) <i>Head Works—</i>					
A. Preliminary expenses ..	3,855	..	3,855	3,855	3,855
B. Land	1,298	..	1,298	1,298	1,298
C. Works	75,377	..	75,377	75,377	75,377
K. Buildings	10,668	..	10,668	10,668	10,668
O. Miscellaneous	164	..	164	164	164
P. Maintenance	231	..	231	231	231
Total ..	91,593	..	91,593	91,593	91,593
(2) <i>Main Canals and Branches—</i>					
B. Land	2,804	..	2,804	2,804	2,804
D. Regulators	25,785	..	25,785	25,785	25,785
F. (1) Other cross drainage works	46,581	..	46,581	46,581	46,581
G. Bridges	23,832	..	23,832	23,832	23,832
H. Escapes	8,062	..	8,062	8,062	8,062
K. Buildings	2,460	..	2,460	2,460	2,460
L. Earthwork	1,22,383	..	1,22,383	1,22,383	1,22,383
N. Tanks and reservoirs	28,388	..	28,388	28,388	28,388
O. Miscellaneous	1,669	..	1,669	1,669	1,669
P. Maintenance	764	..	764	764	764
Total ..	2,62,728	..	2,62,728	2,62,728	2,62,728
(3) <i>Distributaries—</i>					
L. Earthwork
Total
(5) Special tools and plant
Provision for unforeseen works
Total, Works ..	3,54,321	..	3,54,321	3,54,321	3,54,321
II. ESTABLISHMENT	80,339	..	80,339	80,339	80,339
III. TOOLS AND PLANT	12,449	..	12,449	12,449	12,449
Grand Total ..	4,47,109	..	4,47,109	4,47,109	4,47,109
V <i>Loss—RECEIPTS ON CAPITAL ACCOUNT</i>	1	..	1	1	1
(a) Net Total ..	4,47,108	..	4,47,108	4,47,108	4,47,108

(*) Chargeable to "43. Minor Works and Navigation—Provincial".

SAGILERU SYSTEM—Canal Project—cont.

No. 3.—Revenue Account for and to end of 1925—1926.

Receipts.	TOTAL.			Charges.	TOTAL.		
	Previous.	1925-1926.	Total.		Previous.	1925-1926.	Total.
	RS.	RS.	RS.		RS.	RS.	RS.
I. DIRECT RECEIPTS—				I. EXTENSIONS AND IMPROVEMENTS—			
5. Receipts from plantations	53	..	53	(1) Head works	108	..	108
6. Receipts from other canal produce ..	77	12	89	(2) Main canals and branches	7,479	..	7,479
9. Rents of buildings ..	552	62	614	(3) Distributaries	693	..	693
11. Miscellaneous and other receipts ..	146	22	168	(4) Drainage and protective works
Total, Revenue realized in Public Works Department ..	828	96	924	(5) Special tools and plant
Irrigation Revenue realized in Civil Department ..	70,007	4,583	74,590	Total ..	8,280	..	8,280
Total, Direct Receipts.	70,835	4,679	75,514	II. MAINTENANCE AND REPAIRS—			
				(1) Head works	4,493	1,157	5,650
				(2) Main canals and branches	61,271	974	62,245
				(3) Distributaries	3,299	..	3,299
				(4) Drainage and protective works
				(5) Special tools and plant
				Add—Unclassifiable outlay
				Total ..	69,063	2,131	71,194
				Total, Extensions and Improvements and Maintenance and Repairs	77,343	2,131	79,474
				IV. ESTABLISHMENT	24,622	679	25,301
				V. TOOLS AND PLANT	358	16	374
				VI. REFUNDS OF REVENUE
				Total, Direct Charges ..	1,02,323	2,826	1,05,149

II. INDIRECT RECEIPTS—							
Share of Land Revenue collected in the Civil Department ..	196	4	200	Share of collection charges in the Civil Department ..	3,509	229	3,738
				Indirect charges	3,542	116	3,658
Total, Public Works and Civil Departments, Revenue ..	71,031	4,683	75,714	Total, Direct and Indirect Charges ..	1,09,374	3,171	1,12,545
Net deficit, if any ..	6,024	— 4,528	1,496	* Deduct old maintenance charges saved to Government	32,319	3,016	35,335
				Net Total ..	77,055	155	77,210
Total, Receipts ..	77,055	155	77,210	Balance, Net revenue
				Grand Total ..	77,055	155	77,210

* Direct—								RS.
Extensions and Improvements	500
Maintenance and Repairs	1,685
Establishment	696
Tools and plant	16
								2,897
Indirect	119
								3,016

SAGILERU SYSTEM—*Canal Project*—cont.

No. 4.—Interest Account for and to end of 1925-1926.

	Amount.		Amount.
	RS.		RS.
Total interest charges to end of 1924-1925.	4,74,597	Net revenue realized to end of 1924-1925.	- 6,024
Total interest charges for the year 1925-1926.	14,867	Net revenue realized during 1925-1926.	4,528
Balance, net revenue	Balance, net interest charges ..	4,90,960
Total ..	4,89,464	Total ..	4,89,464

No. 5.—Account of Indirect Charges for and to end of 1925-1926.

Particulars.	Previous.	1925-26	Total.
		and Repaired	
CAPITAL—			
Capitalization of abatement of land revenue	RS. 6,372		RS. 6,372
Leave and pension allowances	11,247		11,247
Total ..	17,619		17,619
REVENUE—			
Leave and pension allowances	3,445	95	3,540
Audit and accounts	97	21	118
Total ..	3,542	116	3,658
Grand Total ..	21,161	116	21,277

SAGILERU SYSTEM—*Canal Project*—cont.

No. 6.—Statement comparing Charges to date with Sanctioned Estimates.

Particulars	CHARGES AGAINST CLOSED SANCTIONS.			CURRENT SANCTIONS.			Total charges to date against old and current sanctions.	REMARKS.	
	Expenditure against construction estimate.	Expenditure against open canal sanction.	Total.	Charges to date.	Amount of sanctioned estimate.	Unspent balance of estimate.		G.O. No. and date.	Amount of estimate.
	RS.		RS.				RS.		
<i>Direct Charges.</i>									
Works	3,54,321	..	3,54,321	3,54,321		
Establishment	50,339	..	80,339	80,339		
Tools and plant	12,449	..	12,449	12,449		
Suspense account		
Total ..	4,47,109	..	4,47,109	4,47,109		
<i>Less—Receipts on capital account</i>	1	..	1	1		
Net total ..	4,47,108	..	4,47,108	4,47,108		
<i>Indirect Charges.</i>									
Capitalized abatement of land revenue	6,372	..	6,372	6,372		
Leave and pension allowances	11,247	..	11,247	11,247		
Total ..	17,619	..	17,619	17,619		
Grand Total ..	4,64,727	..	4,64,727	4,64,727		

TALAPULA VANKA TANK—*Tank Project.*

No. 2.—Capital Account for and to end of 1925–1926.

Heads of account.	DIRECT CHARGES.			Cost of construction as now estimated (construction estimate closed on 31st March 1907).	Expenditure against closed estimate.
	Previous.	1925–1926.	Total.		
I. WORKS—	RS.		RS.	RS.	RS.
(2) <i>Main Canals and Branches—</i>					
B. Land	5,635	..	5,635	5,635	5,635
C. Works	4,849	..	4,849	4,849	4,849
K. Buildings
L. Earthwork	37,954	..	37,954	37,954	37,954
O. Miscellaneous
Total ..	48,438	..	48,438	48,438	48,438
(3) <i>Distributaries—</i>					
B. Land
C. Works
L. Earthwork	5,910	..	5,910	5,910	5,910
O. Miscellaneous
Total ..	5,910	..	5,910	5,910	5,910
(5) <i>Special tools and plant—</i>
Provision for unforeseen works.
Total Works ..	54,348	..	54,348	54,348	54,348
II. ESTABLISHMENT	11,204	..	11,204	11,204	11,204
III. TOOLS AND PLANT	731	..	731	731	731
Grand Total ..	66,283	..	66,283	66,283	66,283
V. <i>Less—RECEIPTS ON CAPITAL ACCOUNT.</i>
Net Total ..	66,283	..	66,283	66,283	66,283
<i>Apportionment—</i>					
Chargeable to 49. Irrigation.
Chargeable to 43. Minor Works and Navigation — Provincial	61,239	..	61,239
Chargeable to 33. Famine Relief	5,044	..	5,044
Total ..	66,283	..	66,283

ADMINISTRATIVE ACCOUNTS
FOR THE YEAR 1925-26.

MADRAS PRESIDENCY.

TALAPULA VANKA TANK—*Tank Project*—cont.

No. 4.—Interest Account for and to end of 1925-1926.

	Amount.		Amount.
Total interest charges to end of 1914-1925.	RS. 42,958	Net revenue realized to end of 1924-1925.	RS. ..
Total interest charges for the year 1925-1926.	2,204	Net revenue realized during 1925-1926.	..
Balance, net revenue	Balance, net interest charges .	45,162
Total ..	45,162	Total ..	45,162

No. 5.—Account of Indirect Charges for and to end of 1925-1926.

Particulars.	Previous.	1925-1926.	Total.
CAPITAL—	RS.		RS.
Capitalization of a batement of land revenue	972	..	972
Leave and pension allowances	1,569	..	1,569
Total ..	2,541	..	2,541
Grand Total ..	2,541	..	2,541

TALAPULA VANKA TANK—*Tank Project*—cont.

No. 6.—Statement comparing Charges to date with Sanctioned Estimates.

Particulars.	CHARGES AGAINST CLOSED SANCTIONS.			CURRENT SANCTIONS.			Total charges to date against old and current sanctions.	REMARKS.	
	Expenditure against construction estimate.	Expenditure against open canal sanction.	Total.	Charges to date.	Amount of sanctioned estimate.	Unspent balance of estimate.		G.O. No. and date.	Amount of estimate.
<i>Direct Charges.</i>	RS.		RS.				RS.		
Works	54,348	..	54,348	54,348		
Establishment	11,204	..	11,204	11,204		
Tools and plant	731	..	731	731		
Suspense account		
Total ..	66,283	..	66,283	66,283		
Less—Receipts on Capital Account		
Net Total ..	66,283	..	66,283	66,283		
<i>Indirect Charges.</i>									
Capitalized abatement of land revenue ..	972	..	972	972		
Leave and pension allowances	1,569	..	1,569	1,569		
Total ..	2,541	..	2,541	2,541		
Grand Total ..	68,824	..	68,824	68,824		

ADMINISTRATIVE ACCOUNTS
FOR THE YEAR 1925-26.

MADRAS PRESIDENCY.

MARKAPUR TANK—*Tank Project.*

No. 2.—Capital Account for and to end of 1925-1926.

Heads of account.	DIRECT CHARGES.			Cost of construction as now estimated Construction estimate closed on 31st March 1911.	Expenditure against closed estimate.
	Previous.	1925-1926.	Total.		
I. WORKS—	RS.	RS.	RS.	RS.	RS.
(1) <i>Head Works</i> —					
B. Land	163	..	163	163	163
C. Works	41,177	..	41,177	41,177	41,177
K. Buildings
L. Earthwork
O. Miscellaneous
Total ..	41,340	..	41,340	41,340	41,340
(2) <i>Main Canals and Branches</i> —					
B. Land	2,499	..	2,499	2,499	2,499
C. Works	10,749	3,623	14,372	16,567	8,949
E. River and hill torrent works
F. (1) Other cross drainage works
K. Buildings	887	..	887	887	887
L. Earthwork	41,540	..	41,540	41,540	41,540
O. Miscellaneous	277	..	277	277	277
Total ..	56,962	3,623	59,575	61,770	54,152
Provision for unforeseen works.
Total, Works ..	97,222	3,623	1,00,915	1,03,110	95,492
II. ESTABLISHMENT ..	21,745	1,166	22,901	23,070	21,165
III. TOOLS AND PLANT ..	7	27	34	152	..
Grand Total ..	1,19,044	4,806	1,23,850	1,26,332	1,16,657
V. <i>Less</i> —RECEIPTS ON CAPITAL ACCOUNT
Net Total* ..	1,19,044	4,806	1,23,850	1,26,332	1,16,657

Direct charges.

	Direct charges.		
	Previous.	1925-26.	Total.
	RS.	RS.	RS.
* Chargeable to 48. Minor Works and Navigation—Provincial	1,16,657	..	1,16,657
Chargeable to 55-A. Irrigation—2. Unproductive	2,387	4,806	7,193
Total ..	1,19,044	4,806	1,23,850

MARKAPUR TANK—Tank Project—cont.

No. 3.—Revenue Account for and to end of 1925-1926.

Receipts.	TOTAL.			Charges.	TOTAL.		
	Previous.	1925-1926.	Total.		Previous.	1925-1926.	Total.
	RS.	RS.	RS.		RS.	RS.	RS.
I. DIRECT RECEIPTS—				I. EXTENSIONS AND IMPROVEMENTS—			
5. Receipts from plantations	(1) Head works	665	..	665
6. Receipts from other canal produce	95	..	95	(2) Main canals and branches	3,325	..	3,325
11. Miscellaneous	233	..	233	(3) Distributaries	23	44	67
				(4) Drainage and protective works
				(5) Special tools and plant
				Total ..	4,013	44	4,057
Total, Revenue realized in Public Works Department	328	..	328	II. MAINTENANCE AND REPAIRS—			
Irrigation Revenue realized in Civil Department	63,044	4,760	67,804	(1) Head works	8,217	422	8,639
				(2) Main canals and branches	10,500	1,326	11,826
				(3) Distributaries	1,049	..	1,049
				(4) Drainage and protective works
				(5) Special tools and plant
				Add—Unclassifiable outlay
Total, Direct Receipts ..	63,372	4,760	68,132	Total ..	19,766	1,748	21,514
				Total, Extensions and Improvements and Maintenance and Repairs	23,779	1,792	25,571
				IV. ESTABLISHMENT	10,038	571	10,609
				V. TOOLS AND PLANT	112	14	126
				VI. REFUNDS OF REVENUE
				Total, Direct Charges ..	33,929	2,377	36,306

II. INDIRECT RECEIPTS—				Share of collection charges in the Civil Department			
Share of Land Revenue collected in the Civil Department	13		14	Indirect Charges	3,151 1,464	238 98	3,389 1,562
Total, Public Works and Civil Departments, Revenue	63,385	4,761	68,146	Total, Direct and Indirect Charges ..	38,544	2,713	41,257
				Deduct—Old maintenance charges saved to Government*	3,582	335	3,917
				Net Total ..	34,962	2,378	37,340
				Balance, net revenue	28,423	2,383	30,806
Total, Receipts ..	63,385	4,761	68,146	Grand Total ..	63,385	4,761	68,146

*Direct—								Rs.
Extensions and improvements	29
Maintenance and repairs	213
Establishment	77
Tools and plant	2
								221
Indirect	14
								335
								335

MARKAPUR TANK—*Tank Project*—cont.

No. 4.—Interest Account for and to end of 1925-1926.

	Amount.		Amount.
	RS.		RS.
Total interest charges to end of 1924-1925	65,973	Net revenue realized to end of 1924-1925	28,423
Total interest charges for the year 1925-1926	4,128	Net revenue realized during 1925-1926	2,383
Balance, net revenue	Balance, net interest charges.	40,295
Total ..	71,101	Total ..	71,101

No. 5.—Account of Indirect Charges for and to end of 1925-1926.

Particulars.	Previous.	1925-1926.	Total.
	RS.	RS.	RS.
CAPITAL—			
Capitalization of abatement of land revenue	1,038	..	1,038
Leave and pension allowances	3,044	162	3,206
Audit and accounts	18	36	54
Total ..	4,100	198	4,298
REVENUE—			
Leave and pension allowances	1,404	80	1,484
Audit and accounts	60	18	78
Total ..	1,464	98	1,562
Grand Total ..	5,564	296	5,860

MARKAPUR TANK—Tank Project—cont.

No. 6.—Statement comparing charges to date with Sanctioned Estimates.

Particulars.	CHARGES AGAINST CLOSED SANCTIONS.			CURRENT SANCTIONS.			Total charges to date against old and current sanctions.	REMARKS.	
	Expenditure against construction estimate.	Expenditure against open canal sanction.	Total.	Charges to date.	Amount of sanctioned estimate.	Unspent balance of estimate.		G.O. No. and Date.	Amount of estimate.
<i>Direct Charges.</i>									
	RS.	RS.	RS.	RS.	RS.	RS.	RS.		RS.
Works	94,107	1,385	95,492	5,423	7,618	2,195	1,00,915		..
Establishment	20,846	319	21,165	1,736	1,905	169	22,901		..
Tools and plant	34	152	118	34		..
Expense account
Total ..	1,14,953	1,704	1,16,657	7,193	9,675	2,482	1,23,850	Mis. 89 L., 24th Mar. 1923.	7,618
<i>Less—Receipts on Capital account ..</i>
Net Total ..	1,14,953	1,704	1,16,657	7,193	9,675	2,482	1,23,850
<i>Indirect Charges.</i>									
Capitalized abatement of land revenue	1,038	1,038	1,038		..
Leave and pension allowances	2,918	45	2,963	243	..	243	3,206		..
Audit and accounts	54	..	54	54		..
Total ..	2,918	1,083	4,001	297	..	297	4,298		..
Grand Total ..	1,17,871	2,787	1,20,658	7,490	9,675	2,186	1,28,148		..

YELLANUR TANK—*Tank Project.*

No. 2.—Capital Account for and to end of 1925-1926.

Heads of account.	DIRECT CHARGES.			Construction estimate closed on 31st March 1919.	Expenditure against closed estimate.
	Previous.	1925-1926.	Total.		
I. WORKS—	RS.		RS.	RS.	RS.
(1) <i>Head Works—</i>					
B. Land ..	13,755	..	13,755	13,755	13,755
C. Works ..	19,102	..	19,102	19,102	19,102
L. Farthwork ..	1,40,087	..	1,40,087	1,40,087	1,40,087
O. Miscellaneous ..	11,085	..	11,085	11,085	11,085
Total ..	1,84,029	..	1,84,029	1,84,029	1,84,029
(3) <i>Distributaries—</i>					
B. Land ..	1,017	..	1,017	1,017	1,017
C. Works ..	4,836	..	4,836	4,836	4,836
L. Farthwork ..	1,410	..	1,410	1,410	1,410
O. Miscellaneous
Total ..	7,263	..	7,263	7,263	7,263
(5) <i>Special tools and plants</i>
Provision for unforeseen works
Total Works ..	1,91,292	..	1,91,292	1,91,292	1,91,292
II. ESTABLISHMENT	41,156	..	41,156	41,156	41,156
III. TOOLS AND PLANT.	7,087	..	7,087	7,087	7,087
Grand Total ..	2,39,535	..	2,39,535	2,39,535	2,39,535
V. <i>Less—RECEIPTS ON CAPITAL ACCOUNT.</i>	343	..	343	343	343
Net Total * ..	2,39,192	..	2,39,192	2,39,192	2,39,192

* Chargeable to "43. Minor Works and Navigation—Provincial".

VELLANUR TANK—*Tank Project*—cont.

No. 3.—Revenue Account for and to end of 1925-1926.

ADMINISTRATIVE ACCOUNTS
FOR THE YEAR 1925-26.

387

MADRAS PRESIDENCY.

Receipts.	TOTAL.			Charges.	TOTAL.		
	Previous.	1925-1926.	Total.		Previous.	1925-1926.	Total.
	RS.	RS.	RS.	I. EXTENSIONS AND IMPROVEMENTS—	RS.	RS.	RS.
DIRECT RECEIPTS—				(1) Head works
6. Receipts from other canal produce	(2) Main canals and branches
9. Rents of buildings.	(3) Distributaries	19	..	19
11. Miscellaneous	(4) Drainage and protective works
				(5) Special tools and plant
				Total ..	19	..	19
				II. MAINTENANCE AND REPAIRS—			
				(1) Head works	2,929	89	3,018
Total, Revenue realized in Public Works Department	(2) Main canals and branches	140	..	140
				(3) Distributaries	242	..	242
Irrigation Revenue realized in Civil Department ..	11,188	3,935	15,123	(4) Drainage and protective works	27	..	27
				(5) Special tools and plant
				Add—Unclassifiable outlay
				Total ..	3,338	89	3,427
				Total, Extensions and Improvements and Maintenance and Repairs	3,357	89	3,446
				IV. ESTABLISHMENT	1,293	28	1,321
Total, Direct Receipts ..	11,188	3,935	15,213	V. TOOLS AND PLANT	22	1	23
				VI. REFUNDS OF REVENUE
				Total, Direct Charges ..	4,672	118	4,790
II. INDIRECT RECEIPTS—				Share of collection charges in the Civil Department	559	197	756
Share of land revenue collected in the Civil Department ..	1,550	481	2,031	Indirect charges	209	5	214
				Total, Direct and Indirect Charges ..	5,440	329	5,760

YELLANUR TANK—*Tank Project*—cont.

No. 3.—Revenue Account for and to end of 1925-1926—*cont.*

Receipts.	TOTAL.			Charges.	TOTAL.		
	Previous.	1925-1926.	Total.		Previous.	1925-1926.	Total.
II. INDIRECT RECEIPTS <i>—cont.</i>	RS.	RS.	RS.		RS.	RS.	RS.
Total, Public Works and Civil Depart- ments, Revenue ..	12,738	4,416	17,154	<i>Deduct—</i> Old maintenance charges saved to Govern- ment
				Net total ..	5,440	320	5,760
				Balance, net revenue ..	7,298	4,096	11,394
Total, Receipts ..	12,738	4,416	17,154	Grand Total ..	12,738	4,416	17,154

ADMINISTRATIVE ACCOUNTS
FOR THE YEAR 1925-26.

MADRAS PRESIDENCY.

YELLANUR TANK—*Tank Project.*

No. 4.—Interest Account for and to end of 1925-1926.

	Amount.		Amount.
	RS.		RS.
Total interest charges to end of 1924-1925	1,09,835	Net revenue realized to end of 1924-1925	7,298
Total interest charges for the year 1925-1926	8,294	Net revenue realized during 1925-1926	4,096
		Balance, net interest charges ..	1,06,785
Total ..	1,18,129	Total ..	1,18,129

No. 5.—Account of Indirect Charges for and to end of 1925-1926.

Particulars.	Previous.	1925-1926.	Total.
	RS.	RS.	RS.
CAPITAL—			
Capitalization of abatement of land revenue.	24,753	..	24,753
Leave and pension allowances	5,762	..	5,762
Total ..	30,515	..	30,515
REVENUE—			
Leave and pension allowances	181	4	185
Audit and account	28	1	29
Total ..	209	5	214
Grand Total ..	30,724	5	30,729

YELLANUR TANK—*Tank Project*—cont.

No. 6.—Statement comparing Charges to date with Sanctioned Estimates.

Particulars.	CHARGES AGAINST CLOSED SANCTIONS.			CURRENT SANCTIONS.			Total charges to date against old and current sanctions.	REMARKS.	
	Expenditure against construction estimate.	Expenditure against open canal sanction.	Total.	Charges to date.	Amount of sanctioned estimate.	Unspent balance of estimate.		G.O. No. and date.	Amount of estimate.
<i>Direct Charges.</i>	RS.	RS.	RS.				RS.		
Works	1,83,348	7,944	1,91,292	1,91,292		
Establishment	40,150	1,006	41,156	41,156		
Tools and plant	7,072	15	7,087	7,087		
Suspense account		
Total	2,30,570	8,965	2,39,535	2,39,535		
Less—Receipts on Capital account	343	343	343		
Net Total	2,30,570	8,622	2,39,192	2,39,192		
<i>Indirect Charges.</i>									
Capitalized abatement of land revenue	24,753	..	24,753	24,753		
Leave and pension allowances	5,621	141	5,762	5,762		
Total	30,374	141	30,515	30,515		
Grand Total	2,60,944	8,763	2,69,707	2,69,707		

ADMINISTRATIVE ACCOUNTS
FOR THE YEAR 1925-26.

MADRAS PRESIDENCY

KOCHERUVU TANK—*Tank Project.*

No. 2.—Capital Account for and to end of 1925-1926.

Heads of account.	DIRECT CHARGES.			Cost of construction as now estimated, construction estimate closed on 31st March 1919.	Expenditure against closed estimate.
	Previous.	1925-1926.	Total.		
I. WORKS—	RS.		RS.	RS.	RS.
(1) <i>Head Works—</i>					
B. Land	9,714	..	9,714	9,714	9,714
C. Works	39,331	..	39,331	39,331	39,331
K. Buildings	1,238	..	1,238	1,238	1,238
L. Earthwork	42,981	..	42,981	42,981	42,981
O. Miscellaneous	17	..	17	17	17
P. Maintenance
Total ..	93,281	..	93,281	93,281	93,281
(2) <i>Main Canals and Branches—</i>					
B. Land
C. Works
D. Regulators	2,339	..	2,339	2,339	2,339
L. Earthwork	5,826	..	5,826	5,826	5,826
O. Miscellaneous	15	..	15	15	15
Total ..	8,180	..	8,180	8,180	8,180
(5) <i>Special tools and plant</i>
Provision for unforeseen works
Total, Works ..	1,01,461	..	1,01,461	1,01,461	1,01,461
II. ESTABLISHMENT	22,158	..	22,158	22,158	22,158
III. TOOLS AND PLANT	1,046	..	1,046	1,046	1,046
Grand Total ..	1,24,665	..	1,24,665	1,24,665	1,24,665
V. <i>Less—Receipts on Capital account</i>	60	..	60	60	60
Net Total* ..	1,24,605	..	1,24,605	1,24,605	1,24,605

* Chargeable to "43. Minor Works and Navigation—Provincial".

KOCHERUVU TANK—Tank Project—cont.

No. 3.—Revenue Account for and to end of 1925-1926.

Receipts.	TOTAL.			Charges.	TOTAL.		
	Previous.	1925-1926.	Total.		Previous.	1925-1926.	Total.
	RS.	RS.	RS.		RS.	RS.	RS.
DIRECT RECEIPTS—				I. EXTENSIONS AND IMPROVEMENTS—			
6. Receipts from other canal produce.	(1) Head works	141	..	141
9. Rents of buildings	(2) Main canals and branches ..	144	..	144
11. Miscellaneous	21	..	21	(3) Distributaries	718	..	718
				(4) Drainage and protective works
				(5) Special tools and plant
				Total ..	1,003	..	1,003
				II. MAINTENANCE AND REPAIRS—			
				(1) Head works	4,948	370	5,308
				(2) Main canals and branches ..	637	140	777
				(3) Distributaries
				(4) Drainage and protective works
				(5) Special tools and plant
				Add—Unclassifiable outlay
				Total ..	5,575	510	6,085
				Total, Extensions and Improve-			
				ments and Maintenance and			
				Repairs	6,578	510	7,088
				IV. ESTABLISHMENT	4,461	163	4,624
				V. TOOLS AND PLANT	66	4	70
Total, Revenue realized in Public Works Department	21	..	21				
Irrigation Revenue realized in Civil Department	— 1,136	— 347	— 1,483				
Total, Direct Receipts ..	— 1,115	— 347	— 1,462				

II. INDIRECT RECEIPTS--

Share of land revenue collected in the Civil Department
Total, Public Works and Civil Departments, Revenue	1,115	347	1,462
Net deficit, if any ..	12,817	1,035	13,852
Total, Receipts ..	11,702	688	12,390

VI. REFUNDS OF REVENUE

	4	..	4
Total, Direct Charges ..	11,109	677	11,786
Share of collection charges in the Civil Department	57	17	74
Indirect charges	650	28	678
Total, Direct and Indirect Charges ..	11,702	688	12,390
Balance, net revenue
Grand Total ..	11,702	688	12,390

52

KOCHERUVU TANK—*Tank Project*—cont.

No. 4.—Interest Account for and to end of 1925-1926.

	Amount.		Amount.
	RS.		RS.
Total interest charges to end of 1924-1925	54,726	Net revenue realized to end of 1924-1925	- 12,817
Total interest charges for the year 1925-1926	4,309	Net revenue realized during 1925-1926	- 1,035
Balance, net revenue	Balance, net interest charges	72,887
Total	59,035	Total	59,035

No. 5.—Account of Indirect Charges for and to end of 1925-1926.

Particulars.	Previous.	1925-1926.	Total.
CAPITAL—	RS.	RS.	RS.
Capitalization of abatement of land revenue	8,027	..	8,027
Leave and pension allowances	3,102	..	3,102
Audit and accounts
Total	11,129	..	11,129
REVENUE—			
Leave and pension allowances	624	23	647
Audit and accounts	26	5	31
Total	650	28	678
Grand Total	11,779	28	11,807

ADMINISTRATIVE ACCOUNTS
FOR THE YEAR 1925-26.

MADRAS PRESIDENCY.

KOCHERUVU TANK—*Tank Project*—cont.

No. 6.—Statement comparing Charges to date with Sanctioned Estimates.

Particulars.	CHARGES AGAINST CLOSED SANCTIONS.			CURRENT SANCTIONS.			Total charges to date against old and current sanctions.	REMARKS.	
	Expenditure against construction estimate.	Expenditure against open canal sanction.	Total.	Charges to date.	Amount of sanctioned estimate.	Unspent balance of estimate.		G.O. No. and date.	Amount of estimate.
<i>Direct Charges.</i>	RS.		RS.				RS.		
Works	1,01,461	..	1,01,461	1,01,461		
Establishment	22,158	..	22,158	22,158		
Tools and plant	1,046	..	1,046	1,046		
Suspense account		
Total	1,24,665	..	1,24,665	1,24,665		
<i>Less</i> —Receipts on Capital Account.	60	..	60	60		
Net total	1,24,605	..	1,24,605	1,24,605		
<i>Indirect Charges.</i>									
Capitalized abatement of land revenue	8,027	..	8,027	8,027		
Leave and pension allowances	3,102	..	3,102	3,102		
Total	11,129	..	11,129	11,129		
Grand Total	1,35,734	..	1,35,734	1,35,734		

SIDDAPUR TANK—*Tank Project.*

No. 2.—Capital Account for and to end of 1925-1926.

Heads of account.	DIRECT CHARGES.			Cost of construction as now estimated (construction estimate closed on 31st October 1919).	Expenditure against closed estimate.
	Previous.	1925-1926.	Total.		
I. WORKS—	RS.		RS.	RS.	RS.
(1) <i>Head Works—</i>					
A. Preliminary expenses (old outlay).*	6,463	..	6,463	6,463	6,163
C. Works	24,847	..	24,847	24,847	24,847
K. Buildings	2,393	..	2,393	2,393	2,393
L. Earthwork	5,24,277	..	5,24,277	5,24,277	5,24,277
O. Miscellaneous	14	..	14	14	14
P. Maintenance	2,775	..	2,775	2,775	2,775
Total ..	5,60,769	..	5,60,769	5,60,769	5,60,769
(2) <i>Main Canals and Branches—</i>					
B. Land
D. Regulators
E. Falls and weirs	11,950	..	11,950	11,950	11,950
L. Earthwork	6,014	..	6,014	6,014	6,014
O. Miscellaneous
Total ..	17,964	..	17,964	17,964	17,964
(3) <i>Distributaries—</i>					
B. Land	1,052	..	1,052	1,052	1,052
C. Works
L. Earthwork
O. Miscellaneous
Total ..	1,052	..	1,052	1,052	1,052
(5) <i>Special tools and plant</i> ..	— 57,034	..	— 57,034	— 57,034	— 57,034
Provision for unforeseen works.
Total works ..	5,22,751	..	5,22,751	5,22,751	5,22,751
II. ESTABLISHMENT	96,255	..	96,255	96,255	96,255
III. TOOLS AND PLANT	1,72,474	..	1,72,474	1,72,474	1,72,474
Total ..	7,91,480	..	7,91,480	7,91,480	7,91,480
V. <i>Less—RECEIPTS ON CAPITAL ACCOUNT.</i>	442	..	442	442	442
Net total ..	7,91,038	..	7,91,038	7,91,038	7,91,038
Chargeable to 35. Protective Irrigation Works.	5,000	..	5,000
Chargeable to 43. Minor Works and Navigation—Provincial.	7,91,775	..	7,91,775
Chargeable to 55-A. Irrigation Works—2. Unproductive.	— 5,737	..	— 5,737
Total ..	7,91,038	..	7,91,038

* Represents expenditure incurred on preliminary investigation, etc.

SIDDAPUR TANK—Tank Project—cont.
No. 3.—Revenue Account for and to end of 1925-1926.

Receipts.	TOTAL.			Charges.	TOTAL.		
	Previous.	1925-1926.	Total.		Previous.	1925-1926.	Total.
	RS.	RS.	RS.		RS.	RS.	RS.
I. DIRECT RECEIPTS—				I. EXTENSIONS AND IMPROVEMENTS—			
5. Receipts from plantations	(1) Head works
6. Receipts from other canal produce	(2) Main canals and branches	233	..	233
				(3) Distributaries
				(4) Drainage and protective works
				(5) Special tools and plant
11. Miscellaneous	Total	233	..	233
Total Revenue realized in Public Works Department	II. MAINTENANCE AND REPAIRS—			
Irrigation Revenue realized in Civil Department	4,179	1,173	5,352	(1) Head works	4,282	1,030	5,312
				(2) Main canals and branches	1,108	..	1,108
Total, Direct Receipts	4,179	1,173	5,352	(3) Distributaries
				(4) Drainage and protective works
II. INDIRECT RECEIPTS—				(5) Special tools and plant
Share of Land Revenue collected in the Civil Department	<i>Add—Unclassifiable outlay</i>
				Total	5,590	1,030	6,420
Total, Public Works and Civil Departments, Revenue	4,179	1,173	5,352	Total, Extensions and Improvements and Maintenance and Repairs	5,623	1,030	6,653
Net deficit, if any	6,167	308	6,475	IV. ESTABLISHMENT	3,004	329	3,333
				V. TOOLS AND PLANT	46	7	53
				VI. REFUNDS OF REVENUE
Total, Receipts	9,346	1,481	10,827	Total, Direct Charges	8,673	1,366	10,039
				Share of collection charges in the Civil Department	210	59	269
				Indirect Charges	463	56	519
				Total, Direct and Indirect Charges	9,346	1,481	10,827
				Balance, net revenue
				Grand Total	9,346	1,481	10,827

SIDDAPUR TANK—*Tank Project*—cont.

No. 4.—Interest Account for and to end of 1925-1926.

	Amount.		Amount.
	RS.		RS.
Total interest charges to end of 1924-1925.	3,13,114	Net revenue realized to end of 1924-1925.	— 5,167
Total interest charges for the year 1925-1926.	26,381	Net revenue realized during 1925-1926.	— 308
		Balance, net interest charges ..	3,44,970
Total ..	3,39,495	Total ..	3,39,495

No. 5.—Account of Indirect Charges for and to end of 1925-1926.

Particulars.	Previous.	1925-1926.	Total.
CAPITAL—	RS.	RS.	RS.
Capitalization of abatement of land revenue
Leave and pension allowances	13,475	..	13,475
Audit and accounts	— 27	..	— 27
Total ..	13,448	..	13,448
REVENUE—			
Capitalization of abatement of land revenue
Leave and pension allowances	420	46	466
Audit and accounts	43	10	53
Total ..	463	56	519
Grand Total ..	13,911	56	13,967

SIDDAPUR TANK—*Tank Project*—cont.

No. 6.—Statement comparing Charges to date with Sanctioned Estimates.

Particulars.	CHARGES AGAINST CLOSED SANCTIONS.			CURRENT SANCTIONS.			Total charges to date against old and current sanction.	REMARKS.	
	Expenditure against construction estimate.	Expenditure against open canal sanction.	Total.	Charges to date.	Amount of sanctioned estimate.	Unspent balance of estimate.		G.O. No. and date.	Amount of estimate.
<i>Direct Charges.</i>	RS.	RS.	RS.				RS.		
Works	5,35,737	— 12,986	5,22,751	5,22,751		
Establishment	1,06,156	— 9,901	96,255	96,255		
Tools and plant	1,72,598	— 124	1,72,474	1,72,474		
Suspense account		
Total ..	8,14,491	— 23,011	7,91,480	7,91,480		
Less—Receipts on capital account ..	295	147	442	442		
Net Total ..	8,14,196	— 23,158	7,91,038	7,91,038		
<i>Indirect Charges.</i>									
Capitalised abatement of land revenue		
Leave and pension allowances	14,861	— 1,386	13,475	13,475		
Audit and accounts	— 27	— 27	— 27		
Total ..	14,861	— 1,413	13,448	13,448		
Grand Total ..	8,29,057	— 24,571	8,04,486	8,04,486		

NAGAVARAM ANICUT AND SUPPLY CHANNEL—*Tank Project.*

No. 2.—Capital Account for and to end of 1925-1926.

Heads of account.	DIRECT CHARGES.			Cost of construction as now estimated (construction estimate closed on 31st December 1919).	Expenditure against closed estimate.
	Previous.	1925-26.	Total.		
I. WORKS—	RS.		RS.	RS.	RS.
(1) <i>Head Works—</i>					
B. Land
C. Works	67,683	..	67,683	67,683	67,683
K. Buildings
L. Earthwork
O. Miscellaneous
P. Maintenance
Total ..	67,683	..	67,683	67,683	67,683
(2) <i>Main Canals and Branches—</i>					
A. Preliminary expenses.
B. Land	445	..	445	445	445
E. Falls and weirs
F. (1) Other cross drainage works.	13,217	..	13,217	13,217	13,217
G. Bridges	1,262	..	1,262	1,262	1,262
K. Buildings	1,983	..	1,983	1,983	1,983
L. Earthwork	4,167	..	4,167	4,167	4,167
O. Miscellaneous
P. Maintenance
Total ..	21,074	..	21,074	21,074	21,074
(3) <i>Distributaries—</i>					
B. Land
C. Works
L. Earthwork
O. Miscellaneous
P. Maintenance
Total
Provision for unforeseen works
Total, Works ..	88,757	..	88,757	88,757	88,757
II. ESTABLISHMENT	18,538	..	18,538	18,538	18,538
III. TOOLS AND PLANT
* Grand Total ..	1,07,295	..	1,07,295	1,07,295	1,07,295

* Chargeable to '43. Minor Works and Navigation—Provincial'.

NAGAVARAM ANICUT AND SUPPLY CHANNEL—*Tank Project*—cont.

No. 3.—Revenue Account for and to end of 1925-1926.

ADMINISTRATIVE ACCOUNTS
FOR THE YEAR 1925-26.

401

MADRAS PRESIDENCY.

Receipts.	TOTAL.			Charges.	TOTAL.		
	Previous.	1925-1926.	Total.		Previous.	1925-1926.	Total.
	RS.	RS.	RS.		RS.	RS.	RS.
DIRECT RECEIPTS—				I. EXTENSIONS AND IMPROVEMENTS—			
6. Receipts from other canal produce	(1) Head works
9. Rents of buildings	(2) Main canals and branches
11. Miscellaneous	(3) Distributaries
Total, Revenue realized in Public Works Department	(4) Drainage and protective works
Irrigation Revenue realized in Civil Department	7,432	2,119	9,551	(5) Special tools and plant
Total, Direct Receipts	7,432	2,119	9,551	Total
II. INDIRECT RECEIPTS—				II. MAINTENANCE AND REPAIRS—			
Share of Land Revenue collected in the Civil Department	(1) Head works
Total, Public Works and Civil Departments, Revenue	7,432	2,119	9,551	(2) Main canals and branches
Total, Receipts	7,432	2,119	9,551	(3) Distributaries
				(4) Drainage and protective works
				(5) Special tools and plant
				Add—Unclassifiable outlay
				Total
				Total, Extensions and Improvements and Maintenance and Repairs
				IV. ESTABLISHMENT
				V. TOOLS AND PLANT
				VI. REFUNDS OF REVENUE
				Total, Direct Charges
				Share of collection charges in the Civil Department	371	106	477
				Indirect Charges
				Total, Direct and Indirect Charges	371	106	477
				Balance, net revenue	7,061	2,013	9,074
				Grand Total	7,432	2,119	9,551

NAGAVARAM ANICUT AND SUPPLY CHANNEL—*Tank Project*—cont.

No. 4.—Interest Account for and to end of 1925–1926.

	Amount.		Amount.
	RS.		RS.
Total interest charges to end of 1924–1925	42,490	Net revenue realized to end of 1924–1925	7,061
Total interest charges for the year 1925–1926	3,568	Net revenue realized during 1925–1926	2,013
Balance, net revenue	Balance, net interest charges	36,984
Total ..	46,058	Total ..	46,058

No. 5.—Account of Indirect Charges for and to end of 1925–1926.

Particulars.	Previous.	1925–1926.	Total.
	RS.		RS.
CAPITAL—			
Capitalization of abatement of land revenue.
Leave and pension allowances	2,595	..	2,595
Total ..	2,595	..	2,595

NAGAVARAM ANICUT AND SUPPLY CHANNEL—Tank Project—cont.
No. 6.—Statement comparing Charges to date with Sanctioned Estimates.

Particulars.	CHARGES AGAINST CLOSED SANCTIONS.			CURRENT SANCTIONS.			Total charges to date against old and current sanctions.	REMARKS.	
	Expenditure against construction estimate.	Expenditure against open capital sanction.	Total.	Charges to date.	Amount of sanctioned estimate.	Unspent balance of estimate.		G.O. No. and date.	Amount of estimate.
<i>Direct charges.</i>	RS.		RS.				RS.		
Works	88,757		88,757				88,757		
Establishment	18,538		18,538				18,538		
Tools and plant		
Suspense account		
Total ..	1,07,595		1,07,295				1,07,295		
<i>Less—Receipts on Capital Account</i>		
Net Total ..	1,07,295		1,07,295				1,07,295		
<i>Indirect charges.</i>									
Capitalised abatement of land revenue		
Leave and pension allowances	2,595		2,595				2,595		
Total ..	2,595		2,595				2,595		
Grand Total ..	1,09,890		1,09,890				1,09,890		

VENKATAPURAM TANK—*Tank Project.*

No. 2.—Capital Account for and to end of 1925-26.

Heads of account.	DIRECT CHARGES.			Cost of construction as now estimated (construction estimate closed on 31st March 1918).	Expenditure against closed estimate.
	Previous.	1925-1926.	Total.		
I. WORKS—	RS.		RS.	RS.	RS.
(1) <i>Head Works—</i>					
A. Preliminary expenses
B. Land	1,781	..	1,781	1,781	1,781
C. Works	52,327	..	52,327	52,327	52,327
K. Buildings.. ..	1,884	..	1,884	1,884	1,884
L. Earthwork	2,30,139	..	2,30,139	2,30,139	2,30,139
O. Miscellaneous	332	..	332	332	332
Total ..	2,86,463	..	2,86,463	2,86,463	2,86,463
(2) <i>Main Canals and Branches—</i>					
A. Preliminary expenses ..	19	..	19	19	19
B. Land	2,702	..	2,702	2,702	2,702
C. Works	7,878	..	7,878	7,878	7,878
D. Regulators
F. Rivers and Hill Torrents.
F. (1) Other cross drainage works.
G. Bridges
K. Buildings
L. Earthwork	6,890	..	6,890	6,890	6,890
O. Miscellaneous	41	..	41	41	41
P. Maintenance
Total ..	17,530	..	17,530	17,530	17,530
(3) <i>Distributaries—</i>					
B. Land
G. Works
L. Earthwork
O. Miscellaneous
P. Maintenance
Total
(5) <i>Special tools and plant—</i>	1	..	1	1	1
Provision for unforeseen works.
Total, Works ..	3,03,994	..	3,03,994	3,03,994	3,03,994
II. ESTABLISHMENT	64,539	..	64,539	64,539	64,539
III. TOOLS AND PLANT	4,236	..	4,236	4,236	4,236
Grand Total ..	3,72,769	..	3,72,769	3,72,769	3,72,769
V. Less—RECEIPTS ON CAPITAL ACCOUNT.	519	..	519	519	519
(a) Net Total ..	3,72,250	..	3,72,250	3,72,250	3,72,250
Chargeable to 35. Protective Works —Irrigation.	3,71,838	..	3,71,838
Chargeable to 55. Irrigation Works — Unproductive.	412	..	412
Total ..	3,72,250	..	3,72,250

VENKATAPURAM TANK—Tank Project—cont.
No. 3.—Revenue Account for and to end of 1925-1926.

Receipts.	Total.			Charges.	Total.		
	Previous.	1925-1926.	Total.		Previous.	1925-1926.	Total.
	RS.	RS.	RS.		RS.	RS.	RS.
DIRECT RECEIPTS—				I. EXTENSIONS AND IMPROVEMENTS—			
6. Receipts from other canal produce.	(1) Head works	60	..	50
9. Rents of buildings	(2) Main canals and branches	54	..	54
11. Miscellaneous	(3) Distributaries
Total, Revenue realized in Public Works Department.	(4) Drainage and protective works
Irrigation Revenue realized in Civil Department.	1,229	772	2,001	Total	104	..	104
Total, Direct Receipts	1,229	772	2,001	(1) Head works	1,592	..	1,993
II. INDIRECT RECEIPTS—				(2) Main canals and branches	1,728	401	1,728
Share of Land Revenue collected in the Civil Department.	(3) Distributaries
Total, Public Works and Civil Departments, Revenue.	1,229	772	2,001	(4) Drainage and protective works
Net deficit, if any	4,961	- 179	4,782	Total	3,320	401	3,721
Total, Receipts	6,190	593	6,783	IV. ESTABLISHMENT	3,424	401	3,825
				V. TOOLS AND PLANT	2,323	128	2,451
				VI. REFUNDS OF REVENUE	34	3	37
				Total, Direct Charges	5,781	532	6,313
				Share of collection charges in the Civil Department.	61	39	100
				Indirect Charges	348	22	370
				Total, Direct and Indirect Charges	6,190	593	6,783
				Balance, Net revenue
				Grand Total	6,190	593	6,783
					6,190	593	6,783

ADMINISTRATIVE ACCOUNTS
FOR THE YEAR 1925-26.

MADRAS PRESIDENCY

VENKATAPURAM TANK—*Tank Project*—cont.

No. 4.—Interest Account for and to end of 1925-1926.

	Amount.		Amount.
	RS.		RS.
Total interest charges to end of 1924-1925	1,62,205	Net revenue realized to end of 1924-1925	- 4,961
Total interest charges for the year 1925-1926	12,869	Net revenue realized during 1925-1926	179
		Balance, net interest charges	1,79,856
Total ..	1,75,074	Total ..	1,75,074

No. 5.—Account of Indirect Charges for and to end of 1925-1926.

Particulars.	Previous.	1925-1926.	Total.
CAPITAL—	RS.	RS.	RS.
Capitalization of abatement of land revenue ..	3,635	..	3,635
Leave and pension allowances	9,034	..	9,034
Audit and accounts	2	..	2
Total ..	12,671	..	12,671
REVENUE—			
Capitalization of abatement of land revenue
Leave and pension allowances	325	18	343
Audit and accounts	23	4	27
Total ..	348	22	370
Grand Total ..	13,019	22	13,041

VENKATAPURAM TANK—*Tank Project*—cont.

No. 6.—Statement comparing Charges to date with Sanctioned Estimates.

Particulars.	CHARGES AGAINST CLOSED SANCTIONS.			CURRENT SANCTIONS.			Total charges to date against old and current sanctions.	REMARKS.	
	Expenditure against construction estimate.	Expenditure against open canal sanction.	Total.	Charges of date.	Amount of sanctioned estimate.	Unspent balance of estimate.		G.O. No. and date.	Amount of estimate.
<i>Direct Charges.</i>	RS.	RS.	RS.				RS.		
Works	3,00,808	3,186	3,03,994	3,03,994		
Establishment	62,353	2,186	64,539	64,539		
Tools and plant	4,205	31	4,236	4,236		
Suspense account		
Total ..	3,67,366	5,403	3,72,769	3,72,769		
<i>Less</i> —Receipts on Capital Account ..	519	..	519	519		
Net Total ..	3,66,847	5,403	3,72,250	3,72,250		
<i>Indirect Charges.</i>									
Capitalized abatement of land revenue ..	3,627	8	3,635	3,635		
Leave and pension allowances	8,728	306	9,034	9,034		
Audit and accounts	2	2	2		
Total ..	12,355	316	12,671	12,671		
Grand Total ..	3,79,202	5,719	3,84,921	3,84,921		

KURNOOL-CUDDAPAH CANAL—*Canal Project.*

No. 2.—Capital Account for and to end of 1925-1926.

Heads of account.	DIRECT CHARGES.			Cost of construction as now estimated (construction estimate closed).	Expenditure against closed estimate.
	Previous.	1925-1926.	Total.		
I. WORKS—	RS.	RS.	RS.	RS.	RS.
(1) <i>Head Works—</i>					
Purchase value	1,77,82,139	..	1,77,82,139	1,77,82,139	1,77,82,139
B. Land	661	..	661	248	..
C. Works	18,896	..	18,896	17,268	..
K. Buildings	3,700	..	3,700	3,706	..
L. Earthwork	352	..	352	185	..
O. Miscellaneous	3,802	..	3,802	4,552	..
P. Maintenance	200	..	200	225	..
Unforeseen works
Total	1,78,09,750	..	1,78,09,750	1,78,08,323	1,77,82,139
(2) <i>Main Canals and Branches—</i>					
A. Preliminary expenses	2,341	..	2,341	2,298	..
B. Land	28,556	..	28,556	52,403	28,153
D. Regulators	72,321	..	72,321	98,121	72,321
E. Falls and weirs	20,974	..	20,974	37,743	20,791
F. River and Hill torrent work.	4,304	..	4,304	4,304	4,304
F (1). Other cross drainage works.	1,59,125	..	1,59,125	3,75,642	1,55,076
G. Bridges	28,443	49,613	78,056	37,796	..
H. Escapes	9,710	..	9,710	9,710	9,710
K. Buildings	12,099	..	12,099	19,472	12,099
L. Earthwork	2,63,785	49,613	2,14,172	3,70,278	1,69,627
M. Plantation
N. Tanks and reservoirs.	1,076	..	1,076	1,076	1,076
O. Miscellaneous	33,617	..	33,617	45,606	30,606
P. Maintenance	4,250	..	4,250	7,250	4,250
Total	6,40,601	..	6,40,601	10,61,699	5,08,013
(3) <i>Distributaries—</i>					
A. Preliminary expenses	205	..	205	} 7,50,368	} 3,41,061
B. Land	39,669	..	39,669		
C. Works	3,56,721	621	3,57,242		
F (1). Other cross drainage works.	1,024	..	1,024		
L. Earthwork	2,31,883	43	2,31,926		
O. Miscellaneous	10,655	..	10,655		
P. Maintenance	856	..	856		
Unforeseen works	25	..	25		
Total	6,41,038	664	6,41,702	7,50,368	3,41,061

ADMINISTRATIVE ACCOUNTS
FOR THE YEAR 1925-26.

MADRAS PRESIDENCY.

KURNOOL-CUDDAPAH CANAL—*Canal Project*—cont.

No. 2.—Capital Account for and to end of 1925-1926—cont.

Heads of account.	DIRECT CHARGES.			Cost of construction as now estimated (construction estimate closed).	Expenditure against closed estimate.
	Previous.	1925-1926.	Total.		
I. WORKS—cont.	RS.	RS.	RS.	RS.	RS.
(5) <i>Special tools and plant</i> —
Provision for unforeseen works.	— 257	..	— 257	11,337	..
Total, Works ..	1,90,91,132	664	1,90,91,796	1,96,31,727	1,86,31,213
II. ESTABLISHMENT ..	3,80,183	212	3,80,395	3,83,174	1,80,022
III. TOOLS AND PLANT ..	3,061	5	3,066	10,810	225
Loss by exchange ..	40,80,918	..	40,80,918	40,80,918	40,80,918
Grand Total ..	2,35,55,294	881	2,35,56,175	2,41,06,629	2,28,02,378
V. <i>Loss</i> —RECEIPTS ON CAPITAL ACCOUNT.	2,44,283	..	2,44,283	2,26,747	2,26,747
Net Total ..	2,33,11,011	881	2,33,11,892	2,38,79,882	2,26,65,651
<i>Apportionment</i> —					
Chargeable to “49. Irrigation”.	2,18,73,121	..	2,18,73,121
Chargeable to “43. Minor Works and Navigation” —					
Imperial
Provincial	13,84,414	..	13,84,414
Chargeable to “33. Famine Relief” —					
Imperial	37,723	..	37,723
Provincial	— 301	..	— 301
Chargeable to “55-A. Irrigation—2. Unproductive.”	16,054	881	16,935
Total ..	2,33,11,011	881	2,33,11,892

KURNOOL-CUDDAPAH CANAL—Canal Project—cont.
No. 3.—Revenue Account for and to end of 1925-1926.

Receipts.	TOTAL.			Charges.	TOTAL.		
	Previous.	1925-1926.	Total.		Previous.	1925-1926.	Total.
I. DIRECT RECEIPTS—	RS.	RS.	RS.	I. EXTENSIONS AND IMPROVEMENTS—	RS.	RS.	RS.
1. Water-rates from irrigation ..	35,98,514	..	35,98,514	(1) Head works	47,037	33,809	80,846
3. Sale of water ..	93	..	93	(2) Main canals and branches	3,63,934	9,263	3,73,197
4. Water-supply of towns	69,622	624	70,256	(3) Distributaries	76,763	229	76,992
5. Receipts from plantations	24,277	1	24,278	(4) Drainage and protective works	13,251	..	13,251
6. Receipts from other canal produce ..	1,68,199	9,802	1,78,001	(5) Special tools and plant	— 168	..	— 168
8. Navigation receipts.	82,599	1,155	83,754	<i>Add—Unclassifiable outlay</i>	565	..	565
9. Rents of buildings..	34,888	1,138	36,026	Total ..	5,01,382	42,801	5,44,183
10. Fines	72	..	72	II. MAINTENANCE AND REPAIRS—			
11. Miscellaneous ..	1,04,528	1,489	1,06,015	(1) Head works	2,19,498	2,513	2,22,011
Deduct Refunds ..	177	321	498	(2) Main canals and branches	28,66,969	64,164	29,31,133
Total revenue realized in Public Works Department ..	40,82,613	13,898	40,96,511	(3) Distributaries	4,00,281	8,198	4,08,479
Irrigation revenue realized in Civil Department ..	44,84,438	3,10,301	47,94,739	(4) Drainage and protective works	20,108	..	20,108
				(5) Special tools and plant	5,891	..	5,891
				<i>Add—Unclassifiable outlay</i>	11,150	..	11,150
Total, Direct Receipts ..	85,67,051	3,24,199	88,91,250	Total ..	35,23,897	74,875	35,98,772
				Total, Extensions and Improvements and Maintenance and Repairs	40,25,279	1,17,676	41,42,955
				IV. ESTABLISHMENT	16,02,714	37,565	16,40,279
				V. TOOLS AND PLANT	1,10,725	890	1,11,615
				VI. REFUNDS OF REVENUE	14,592	..	14,592
				Deduct Recoveries on Revenue Account. ..	196	..	196
				Total, Direct Charges ..	57,53,114	1,56,131	59,09,245

II. INDIRECT RECEIPTS—			Share of collection charges in the Civil Department		
Share of land revenue collected in the Civil Department ..	29,114	2,000	31,114	Indirect Charges	2,34,194
Total, Public Works and Civil Departments, Revenue ..	85,96,165	3,26,199	89,22,364	Total, Direct and Indirect Charges ..	62,22,818
Total, Receipts ..	85,96,165	3,26,199	89,22,364	Deduct old maintenance charges saved to Government *	44,611
				Net Total ..	61,78,207
				Balance, net revenue ..	24,17,958
				Grand Total ..	85,96,165
					15,605
					6,626
					2,61,115
					2,40,820
					1,78,362
					64,01,180
					4,130
					48,741
					1,74,232
					63,52,439
					25,69,925
					89,22,364

* Direct—						Rs.
Extensions and improvements	232
Maintenance and repairs	2,757
Establishment	954
Tools and plant	23
						<hr/>
					Total Direct ..	3,966
Indirect	164
						<hr/>
					Total, Direct and Indirect ..	4,130
						<hr/>

KURNOOL-CUDDAPAH CANAL—*Canal Project*—cont.

No. 4.—Interest Account for and to end of 1925-1926.

	Amount.		Amount.
	RS.		RS.
Total interest charges to end of 1924-1925	3,52,82,238	Net revenue realized to end of 1924-1925	24,17,658
Total interest charges for the year 1925-1926	7,83,459	Net revenue realized during 1925-1926	1,51,967
		Balance, net interest charges ..	3,34,95,772
Total ..	3,60,65,697	Total ..	3,60,65,697

No. 5.—Account of Indirect Charges for and to end of 1925-1926.

Particulars.	Previous.	1925-1926.	Total.
	RS.	RS.	RS.
CAPITAL—			
Capitalization of abatement of land revenue	19,983		19,983
Leave and pension allowances	53,244	30	53,274
Audit and accounts	161	7	168
Total ..	73,388	37	73,425
REVENUE—			
Capitalization of abatement of land revenue	5,679	190	5,869
Leave and pension allowances	2,24,810	5,259	2,30,069
Audit and accounts	3,705	1,177	4,882
Total ..	2,34,194	6,626	2,40,820
Grand Total ..	3,07,582	6,663	3,14,245

KURNOOL-CUDDAPAH CANAL—*Canal Project*—cont.

No. 6.—Statement comparing Charges to date with Sanctioned Estimates.

Particulars.	CHARGES AGAINST CLOSED SANCTIONS.			CURRENT SANCTIONS.			Total charges to date against old and current sanctions.	REMARKS.	
	Expenditure against construction estimate.	Expenditure against open canal sanctions.	Total.	Charges to date.	Amount of sanctioned estimate.	Unspent balance of estimate.		G.O. No. and date.	Amount of estimate.
<i>Direct Charges.</i>	RS.	RS.	RS.	RS.	RS.	RS.	RS.	<i>Direct Charges.</i>	RS.
Works	1,77,82,139	8,49,074	1,86,31,213	4,60,583	10,00,514	5,39,931	1,90,91,796	851 I., 8th Oct. 1900.	2,32,200
Establishment	1,80,022	1,80,022	2,00,373	2,03,152	2,779	3,80,395		
Tools and plant	225	225	2,841	10,585	7,744	3,066		
Suspense account		
Loss by exchange	40,80,918	..	40,80,918	40,80,918		
Total ..	2,18,63,057	10,29,321	2,28,92,378	6,63,797	12,14,251	5,50,454	2,35,56,175	487 I., 21st Nov. 1916.	7,42,514
<i>Less—Receipts on Capital Account.</i>	2,24,115	2,632	2,26,747	17,536	..	— 17,536	2,44,283		
Net Total ..	2,16,38,942	10,26,689	2,26,65,631	6,46,261	12,14,251	5,67,990	2,33,11,892	Total ..	10,00,514
<i>Indirect Charges.</i>								<i>Indirect Charges.</i>	
Capitalized abatement of land revenue.	..	2,377	2,377	17,606	38,050	23,444	19,983	851 I., 8th Oct. 1900.	23,000
Leave and pension allowances.	..	25,203	25,203	28,071	27,046	—1,025	53,274	487 I., 21st Nov. 1916.	42,096
Audit and accounts	— 12	— 12	180	..	—180	168		
Total	27,568	27,568	45,857	65,096	19,239	73,425	Total ..	65,096
Grand Total ..	2,16,38,942	10,54,257	2,26,63,199	6,92,118	12,79,347	5,87,229	2,33,85,317		

TIPPAYAPALEM PROJECT—*Tank Project.*

No. 2.—Capital Account for and to end of 1925-1926.

Heads of account.	DIRECT CHARGES.			Cost of construction as now estimated.	Expenditure against closed estimate.
	Previous.	1925-26.	Total.		
I. Works—	RS.	RS.	RS.	RS.	
(1) <i>Head Works</i> —					
B. Land	28,937	28,937	11,550	..
C. Works	14,684	—14,016	668	66,000	..
K. Buildings	6,000	..
L. Earthwork	25,734	25,734	1,03,400	..
O. Miscellaneous	4,655	4,655	18,810	..
Total	14,684	45,310	59,994	2,05,360	..
(2) <i>Main Canals and Branches</i> —					
L. Earthwork	19,200	..
O. Miscellaneous	1,440	..
Total	20,640	..
(3) <i>Distributaries</i> —					
C. Works
L. Earthwork
O. Miscellaneous
Total
(5) Special tools and plant
Total, Works	14,684	45,310	59,994	2,26,000	..
II. ESTABLISHMENT	4,734	14,464	19,198	56,500	..
III. TOOLS AND PLANT	58	343	401	4,520	..
Grand Total	19,476	60,117	79,593	2,87,020	..
V. <i>Loss</i> —RECEIPTS ON CAPITAL ACCOUNT.
Net Total	19,476	60,117	79,593	2,87,020	..
Chargeable to "65-A. Irrigation Works—Unproductive.	19,476	60,117	79,593
Total	19,476	60,117	79,593

ADMINISTRATIVE ACCOUNTS
FOR THE YEAR 1925-26.

MADRAS PRESIDENCY.

TIPPAYAPALEM PROJECT—*Tank Project*—cont.

No. 4.—Interest Accounts for and to end of 1925-1926.

	Amount.		Amount.
	RS.		RS.
Total interest charges to end of 1924-1925	592	Net revenue realized to end of 1924-1925
Total interest charges for the year 1925-1926	2,576	Net revenue realized during 1925-1926
		Balance net interest charges	3,168
Total ..	3,168	Total ..	3,168

No. 5.—Account of Indirect Charges for and to end of 1925-1926.

Particulars.	Previous.	1925-1926.	Total.
	RS.	RS.	RS.
CAPITAL—			
Capitalization of abatement of land revenue	114	114
Leave and pension allowances	663	2,025	2,688
Audit and accounts	147	453	600
Total ..	810	2,592	3,402
REVENUE—			
Capitalization of abatement of land revenue
Leave and pension allowances
Audit and accounts
Total
Grand Total ..	810	2,592	3,402

TIPPAYAPALEM PROJECT--*Tank Project*--cont.

No. 6.—Statement comparing Charges to date with Sanctioned Estimates.

Particulars.	CHARGES AGAINST CLOSED SANCTIONS.			CURRENT SANCTIONS.			Total charges to date against old and current sanctions.	REMARKS.	
	Expenditure against construction estimate.	Expenditure against open canal sanctions.	Total.	Charges to date.	Amount of sanctioned estimate.	Unspent balance of estimate.		G.O. No. and date.	Amount of estimate.
<i>Direct Charges.</i>									
Works	Rs. 59,994	Rs. 2,26,000	Rs. 1,66,006	..	Direct Charges. Mis. 33 I., dated 4th February 1924.	Rs. 2,26,000
Establishment	19,198	56,500	37,302	..		
Tools and plant	401	4,520	4,119	..		
Suspense account		
Total	79,593	2,87,020	2,07,427	..	Indirect Charges. Mis. 33 I., dated 4th February 1924.	32,170
Less—Receipts on Capital Account		
Net Total	79,593	2,87,020	2,07,427	..		
<i>Indirect Charges.</i>									
Capitalized abatement of land revenue	114	22,000	21,886	..		
Leave and pension allowances	2,688	7,910	5,222	..		
Audit and accounts	600	2,260	1,660	..		
Total	3,402	32,170	28,768	..		
Grand Total	82,995	3,19,190	2,36,195	..		

VALLURU ANICUT SYSTEM—*Canal Project.*No. 2.—Capital Account for and to end of 1925-1926—*cont.*

Heads of account.	DIRECT CHARGES.			Cost of construction as now estimated (construction estimate closed on 31st March 1893).	Expenditure against closed estimate.
	Previous.	1925-1926.	Total.		
I. WORKS—	RS.		RS.	RS.	RS.
(1) <i>Head Works—</i>					
O. Works	59,515	..	59,515	59,515	59,515
Total ..	59,515	..	59,515	59,515	59,515
(3) <i>Distributaries—</i>					
C. Works	1,147	..	1,147	1,147	1,147
Total ..	1,147	..	1,147	1,147	1,147
Total, Works ..	60,662	..	60,662	60,662	60,662
II. ESTABLISHMENT ..	13,679	..	13,679	13,679	13,679
III. TOOLS AND PLANT ..	25	..	25	25	25
Grand Total ..	74,366	..	74,366	74,366	74,366
V. <i>Less—RECEIPTS ON CAPITAL ACCOUNT ..</i>
(a) Net Total ..	74,366	..	74,366	74,366	74,366

(a) Chargeable to "43. Minor Works and Navigation—Provincial."

VALLURU ANICUT SYSTEM—Canal Project—cont.
No. 3.—Revenue Account for and to end of 1925–1926.

Receipts.	TOTAL.			Charges.	TOTAL.		
	Previous.	1925–1926.	Total.		Previous.	1925–1926.	Total.
I. DIRECT RECEIPTS—	RS.	RS.	RS.	I. EXTENSIONS AND IMPROVEMENTS—	RS.	RS.	RS.
5. Receipts from plantations ..	1,512	179	1,691	(1) Head works	4,841	..	4,841
6. Receipts from other canal produce	1,072	..	1,072	(2) Main canals and branches	127	..	127
9. Rents of buildings	149	7	156	(3) Distributaries
11. Miscellaneous	650	118	768	(4) Drainage and protective works	4,817	..	4,817
				(5) Special tools and plant
				Total ..	9,785	..	9,785
Total, Revenue realized in Public Works Department	3,383	304	3,687	II. MAINTENANCE AND REPAIRS—			
Irrigation Revenue realized in Civil Department	1,29,241	3,919	1,33,160	(1) Head works	37,795	1,588	39,383
				(2) Main canals and branches	9,401	..	9,401
				(3) Distributaries
				(4) Drainage and protective works
				(5) Special tools and plant
Total, Direct Receipts ..	1,32,624	4,223	1,36,847	<i>Add</i> —Unclassifiable outlay	17,582	..	17,582
				Total ..	64,778	1,588	66,366
				Total, Extensions and Improvements and Maintenance and Repairs	74,568	1,588	76,151
				IV. ESTABLISHMENT	17,291	505	17,797
				V. TOOLS AND PLANT	555	12	567
				VI. REFUNDS OF REVENUE
				Total, Direct Charges ..	92,409	2,106	94,515

VALLURU ANICUT SYSTEM—*Canal Project.*

No. 4.—Interest Account for and to end of 1925–1926.

	Amount.		Amount.
	RS.		RS.
Total interest charges to end of 1924–1925	1,38,543	Net revenue realized to end of 1924–1925	1,10,727
Total interest charges for the year 1925–1926	2,674	Net revenue realized during 1925–1926	4,653
		Balance, net interest charges ..	16,837
Total ..	1,41,217	Total ..	1,41,217

No. 5.—Account of Indirect Charges for and to end of 1925–1926.

Particulars.	Previous.	1925–1926.	Total.
	RS.	RS.	RS.
Capital—			
Leave and pension allowances	1,916	..	1,916
Audit and accounts
Total ..	1,916	..	1,916
Revenue—			
Leave and pension allowances	2,418	71	2,489
Audit and accounts	193	16	209
Total ..	2,611	87	2,698
Grand total ..	4,527	87	4,614

VALLURU ANICUT SYSTEM—*Canal Project*—cont.

No. 6.—Statement comparing Charges to date with Sanctioned Estimates.

Particulars.	CHARGES AGAINST CLOSED SANCTIONS.			CURRENT SANCTIONS.			Total charges to date against old and current sanctions.	REMARKS.	
	Expenditure against construction estimate.	Expenditure against open canal sanction.	Total.	Charges to date.	Amount of sanctioned estimate.	Unspent balance of estimate.		G.O. No. and date.	Amount of estimate.
1	2	3	4	5	6	7	8	9	10
<i>Direct Charges.</i>	RS.	RS.	RS.				RS.		
Works	50,550	10,112	60,662	60,662		
Establishment	11,627	2,052	13,679	13,679		
Tools and plant	25	25	25		
Suspense account		
Total ..	62,177	12,189	74,366	74,366		
Less—Receipts on capital account		
Net Total ..	62,177	12,189	74,366	74,366		
<i>Indirect Charges.</i>									
Capitalized abatement of land revenue		
Leave and pension allowances	1,628	288	1,916	1,916		
Total ..	1,628	288	1,916	1,916		
Grand Total ..	63,805	12,477	76,282	76,282		

MADRAS WATER-SUPPLY AND IRRIGATION SYSTEM—*Tank Project.*

No. 2.—Capital Account for and to end of 1925–1926.

Heads of account.	DIRECT CHARGES.			Cost of construction as now estimated (closed in 1893).	Expenditure against closed estimate.
	Previous.	1925-1926	Total.		
I. WORKS—	RS.		RS.	RS.	RS.
(1) <i>Head Works—</i>					
C. Works	98,309	..	98,309	98,309	98,309
K. Buildings	8,827	..	8,827	8,827	8,827
O. Miscellaneous	1,029	..	1,029	1,029	1,029
Total ..	1,08,165	..	1,08,165	1,08,165	1,08,165
(2) <i>Main Canals and Branches—</i>					
B. Land	65,979	..	65,979	65,979	65,979
D. Regulators	48,818	..	48,818	48,818	48,818
E. Falls and weirs	13,094	..	13,094	13,094	13,094
F. (1) Other cross drainage works.	59,847	..	59,847	59,847	59,847
G. Bridges	55,344	..	55,344	55,344	55,344
K. Buildings	6,045	..	6,045	6,045	6,045
L. Earthwork	1,04,628	..	1,04,628	1,04,628	1,04,628
Total ..	3,53,755	..	3,53,755	3,53,755	3,53,755
<i>Reservoirs—</i>					
B. Land	1,35,313	..	1,35,313	1,35,313	1,35,313
C. Works	1,67,908	..	1,67,908	1,67,908	1,67,908
L. Earthwork	5,33,148	..	5,33,148	5,33,148	5,33,148
O. Miscellaneous	45,753	..	45,753	45,753	45,753
Total ..	8,82,122	..	8,82,122	8,82,122	8,82,122
(3) <i>Distributaries—</i>					
C. Works	4,368	..	4,368	4,368	4,368
L. Earthwork	2,275	..	2,275	2,275	2,275
Total ..	6,643	..	6,643	6,643	6,643
(4) <i>Drainage and protective works.</i>					
C. Works	2,672	..	2,672	2,672	2,672
(5) Special tools and plant
Provision for unforeseen works
Total, Works ..	13,53,357	..	13,53,357	13,53,357	13,53,357
II. ESTABLISHMENT	2,22,722	..	2,22,722	2,22,722	2,22,722
III. TOOLS AND PLANT	6,837	..	6,837	6,837	6,837
Grand Total ..	15,82,916	..	15,82,916	15,82,916	15,82,916
V. <i>Less—RECEIPTS ON CAPITAL ACCOUNT.</i>	1,302	..	1,302	1,302	1,302
(a) Net Total ..	15,81,614	..	15,81,614	15,81,614	15,81,614
Chargeable to 43. Irrigation—					
Provincial	15,79,536	..	15,79,536
Chargeable to 55. Irrigation—					
2. Unproductive	2,078	..	2,078
Total ..	15,81,614	..	15,81,614

(a) Chargeable to "43. Minor Works and Navigation—Provincial."

MADRAS WATER-SUPPLY AND IRRIGATION SYSTEM—Tank Project—cont.
No. 3.—Revenue Account for and to end of 1925-1926.

Receipts.	TOTAL.			Charges.	TOTAL.		
	Previous.	1925-1926.	Total.		Previous.	1925-1926.	Total.
	RS.	RS.	RS.		RS.	RS.	RS.
I. DIRECT RECEIPTS—				I. EXTENSIONS AND IMPROVEMENTS—			
3. Sales of water ..	8,94,196	34,967	9,29,163	(1) Head works	6,704	..	6,704
Water-supply of towns.	38,945	..	38,945	(2) Main canals and branches	40,056	1,153	41,209
5. Receipts from plantations ..	2,121	122	2,243	(3) Distributaries	3,277	..	3,277
6. Receipts from other canal produce ..	4,792	..	4,792	(4) Drainage and protective works	613	..	613
9. Rents of buildings.	1,225	65	1,290	(5) Special tools and plant	22	..	22
10. Fines	39	..	39	Total ..	50,672	1,153	51,825
11. Miscellaneous ..	4,790	114	4,904	II. MAINTENANCE AND REPAIRS—			
Total, Revenue realized in Public Works Department	9,46,108	35,268	9,81,376	(1) Head works	61,876	..	61,876
Irrigation revenue realized in Civil Department	6,81,796	18,817	6,00,613	(2) Main canals and branches	6,56,436	13,455	6,69,891
				(3) Distributaries	3,980	..	3,980
				(4) Drainage and protective works	3,061	..	3,061
				(5) Special tools and plant
				<i>Add—Unclassifiable outlay</i>
				Total ..	7,25,353	13,455	7,38,808
				Total, Extensions and Improvements and Maintenance and Repairs	7,76,025	14,608	7,90,633
				IV. ESTABLISHMENT	2,55,404	4,663	2,60,067
				V. TOOLS AND PLANT	8,993	111	9,104
				VI. REFUNDS OF REVENUE	83	..	83
				<i>Deduct—Recoveries of Expenditure</i>	1,005	3	1,008
Total, Direct Revenue ..	15,27,904	54,085	15,81,989	Total, Direct Charges ..	10,39,505	19,379	10,58,884

MADRAS WATER-SUPPLY AND IRRIGATION SYSTEM—*Tank Project*—cont.

No. 3.—Revenue Account for and to end of 1925-1926—cont.

Receipts.	TOTAL.			Charges.	TOTAL.		
	Previous.	1925-1926.	Total.		Previous.	1925-1926.	Total.
	RS.	RS.	RS.		RS.	RS.	RS.
II. INDIRECT RECEIPTS—				Share of collection charges in the Civil Department ..	32,453	964	33,417
Share of land revenue collected in the Civil Department ..	23,491	462	23,953	Indirect charges	37,627	799	38,426
				Total, Direct and Indirect Charges ..	11,09,585	21,142	11,30,727
Total, Public Works and Civil Departments—Revenue	15,51,395	54,547	16,05,942	Deduct—Old maintenance charges saved to Government (a)	2,68,092	5,250	2,73,342
Total, Receipts ..	15,51,395	54,547	16,05,942	Net Total ..	8,41,493	15,892	8,57,385
				Balance, Net revenue ..	7,09,902	38,655	7,48,557
				Grand Total ..	15,51,395	54,547	16,05,942

(a) Extensions and improvements	RS.	3,600
Maintenance and repairs	200	
Establishment	1,213	
Tools and plant	29	
	<u>5,042</u>	
Indirect charges	208	
	<u>5,250</u>	
Total, Direct and Indirect ..		5,250

ADMINISTRATIVE ACCOUNTS
FOR THE YEAR 1925-26.

MADRAS PRESIDENCY.

MADRAS WATER-SUPPLY AND IRRIGATION SYSTEM—*Tank Project*—cont.

No. 4.—Interest Account for and to end of 1925-1926.

	Amount.		Amount.
	RS.		RS.
Total interest charges to end of 1924-1925	32,28,472	Net revenue realized to end of 1924-1925	7,09,902
Total interest charges for the year 1925-1926.. .. .	53,247	Net revenue realized during 1925-1926	38,655
Total ..	32,81,719	Balance, Net interest charges.	25,33,162
		Total .	32,81,719

No. 5.—Account of Indirect Charges for and to end of 1925-1926.

Particulars.	Previous.	1925-1926.	Total.
	RS.	RS.	RS.
Capital—			
Capitalization of abatement of land revenue.	2,08,120	..	2,08,120
Leave and pension allowances	31,522	..	31,522
Audit and accounts	16	..	16
Total ..	2,39,658	..	2,39,653
Revenue—			
Capitalization of abatement of land revenue.	1,095	..	1,095
Leave and pension allowances	36,604	653	36,257
Audit and accounts	928	146	1,074
Total ..	37,627	799	38,426
Grand Total ..	2,77,285	799	2,78,084

MADRAS WATER-SUPPLY AND IRRIGATION SYSTEM—*Tank Project*—cont.

No. 6.—Statement comparing charges to date with Sanctioned Estimate.

Receipt Particulars.	CHARGES AGAINST CLOSED SANCTIONS.			CURRENT SANCTIONS.			Total charges to date against old and current sanctions.	REMARKS.	
	Expenditure against construction estimate.	Expenditure against open canal sanction.	Total.	Charges to date.	Amount of sanctioned estimate.	Unspent balance of estimate.		G.O. No. and date.	Amount of estimate.
<i>Direct Charges.</i>	RS	RS.	RS				RS.		
Works	12,97,799	55,558	13,53,357	13,53,367		
Establishment	2,12,547	10,175	2,22,722	2,22,722		
Tools and plant	6,648	189	6,837	6,837		
Suspense account		
Total	15,16,994	65,922	15,82,916	15,82,916		
Less—Receipts on Capital Account	1,167	135	1,302	1,302		
Net Total	15,15,827	65,787	15,81,614	15,81,614		
<i>Indirect Charges.</i>									
Capitalized abatement of land revenue	2,08,120	..	2,08,120	2,08,120		
Leave and pension allowances	30,098	1,424	31,522	31,522		
Audit and accounts	16	16	16		
Total	2,38,218	1,440	2,39,658	2,39,658		
Grand Total	17,54,045	67,227	18,21,272	18,21,272		

PANJAMPATTI RESERVOIR—*Tank Project.*

No. 2.—Capital Account for and to end of 1925-1926.

Heads of account.	DIRECT CHARGES.			Cost of construction as now estimated.	Expenditure against closed estimate.
	Previous.	1925-1926.	Total.		
I. WORKS—	RS.	RS.	RS.	RS.	
(1) Head Works—					
A. Preliminary Expenses ..	936	..	936	1,020	..
B. Land	60,677	..	60,677	60,152	..
C. Works	23,706	..	23,706	12,362	..
K. Buildings	81	..	81	5,310	..
L. Earthwork	1,46,924	..	1,46,924	1,65,664	..
O. Miscellaneous (Unforeseen works).	11,919	..	11,919	7,960	..
P. Maintenance	2,823	..	2,823	486	..
Total	2,47,066	..	2,47,066	2,52,954	..
(3) Distributaries—					
A. Preliminary Expenses ..	425	..	425	880	..
B. Land	2,517	..	2,517
C. Works	1,460	..	1,460
L. Earthwork	957	..	957	11,005	..
O. Miscellaneous
Total	5,359	..	5,359	11,885	..
(5) Special tools and plant— Provision for unforeseen works.	— 23,634	..	— 23,634
Total, Works	2,28,791	..	2,28,791	2,64,839	..
II. ESTABLISHMENT	43,411	..	43,411	42,927	..
III. TOOLS AND PLANT	56,282	..	56,282	28,324	..
Grand Total	3,28,484	..	3,28,484	3,36,090	..
V. <i>Less</i> —RECEIPTS ON CAPITAL ACCOUNT.	703	..	703
Net Total	3,27,781	..	3,27,781	3,36,090	..
Chargeable to 43. Provincial Irrigation.	3,24,486	..	3,24,486
Chargeable to 55-A. Irrigation 2. Unproductive.	3,295	..	3,295
Total	3,27,781	..	3,27,781

PANJAMPATTI RESERVOIR—Tank Project—cont.
No. 3.—Revenue Account for and to end of 1925-1926.

Receipts.	TOTAL.			Charges.	TOTAL.		
	Previous.	1925-1926.	Total.		Previous.	1925-1926.	Total.
I. DIRECT RECEIPTS—	RS.	RS.	RS.	I. EXTENSIONS AND IMPROVEMENTS—	RS.	RS.	RS.
5. Receipts from plantations	(1) Head works
6. Receipts from other canal produce..	102	49	151	(2) Main canals and branches
9. Rents of buildings	22	22	(3) Distributaries
11. Miscellaneous	(4) Drainage and protective works
Total, Revenue realized in Public Works Department	102	71	173	(5) Special tools and plant
Irrigation revenue realized in Civil Department	5,785	233	6,018	Total
				II. MAINTENANCE AND REPAIRS—			
				(1) Head works	316	316
				(2) Main canals and branches	329	90	419
				(3) Distributaries
				(4) Drainage and protective works
				(5) Special tools and plant
				<i>Add—Unclassifiable outlay</i>
				Total	329	406	735
				Total, Extensions and Improvements and Maintenance and Repairs	329	406	735
				IV. ESTABLISHMENT	64	98	162
				V. TOOLS AND PLANT	1	1	..
				VI. REFUNDS OF REVENUE
Total, Direct Receipts	5,887	304	6,191	Total, Direct Charges	394	503	897
II. INDIRECT RECEIPTS—				Share of collection charges in the Civil Department	289	12	301
Share of land revenue collected in the Civil Department	1,316	564	1,880	Indirect charges	12	18	30
Total, Public Works and Civil Department, Revenue	7,203	868	8,071	Total, Direct and Indirect Charges ..	695	533	1,228
				Balance, Net revenue	6,508	335	6,843
Total, Receipts	7,203	868	8,071	Grand Total	7,203	868	8,071

ADMINISTRATIVE ACCOUNTS
FOR THE YEAR 1925-26.

MADRAS PRESIDENCY.

PANJAMPATTI RESERVOIR—*Tank Project*—cont.

No. 4.—Interest Account for and to end of 1925-1926.

	Amount.		Amount
	RS.		RS.
Total interest charges to end of 1924-1925	1,13,862	Net revenue realized to end of 1924-1925	6,508
Total interest charges for the year 1925-1926	12,347	Net revenue realized during 1925-1926	335
		Balance, Net interest charges ..	1,19,366
Total ..	1,26,209	Total ..	1,26,209

No. 5.—Accounts of Indirect Charges for and to end of 1925-1926.

Particulars.	Previous.	1925-1926.	Total.
	RS.	RS.	RS.
CAPITAL—			
Capitalization of abatement of land revenue	5,396	..	5,396
Leave and pension allowances	6,077	..	6,077
Audit and accounts	22	..	22
Total ..	11,495	..	11,495
REVENUE—			
Capitalization of abatement of land revenue
Leave and pension allowances	9	14	23
Audit and accounts	3	4	7
Total ..	12	18	30
Grand Total ..	11,507	18	11,525

PANJAMPATTI RESERVOIR—*Tank Project*—cont.

No. 6.—Statement comparing charges to date with sanctioned estimates.

Particulars.	CHARGES AGAINST CLOSED SANCTIONS.			CURRENT SANCTIONS.			Total charges to date against old and current sanctions.	REMARKS.	
	Expenditure against construction estimate.	Expenditure against open canal sanction.	Total.	Charges to date.	Amount of sanctioned estimate.	Unspent balance of estimate.		G.O. No. and date.	Amount of estimate.
<i>Direct Charges.</i>				RS.	RS.	RS.		<i>Direct Charges.</i>	RS.
Works	2,28,791	2,64,839	36,048		228 I., 11th June 1917.	2,64,839
Establishment	43,411	42,927	— 484			
Tools and plant	56,282	28,324	— 27,959			
Suspense account..			
Total	3,28,484	3,36,090	7,606			
<i>Loss—Receipts on Capital Account</i>	703	..	— 703			
Net Total	3,27,781	3,36,090	8,309			
<i>Indirect Charges.</i>								<i>Indirect Charges.</i>	
Capitalized abatement of land revenue	5,396	62,500	57,104		228 I., 11th June 1917.	68,510
Leave and pension allowances	6,077	6,010	— 67			
Audit and accounts	22	..	— 22			
Total	11,495	68,510	57,016			
Grand Total	3,39,276	4,04,600	65,344			

ADMINISTRATIVE ACCOUNTS
FOR THE YEAR 1925-26.

MADRAS PRESIDENCY.

GANJAM-GOPALPUR CANAL--*Canal Project.*

No. 2.—Capital Account for and to end of 1925-1926.

Heads of account.	DIRECT CHARGES.			Cost of construction as now estimated (closed in 1893).	Expenditure against closed estimate.
	Previous.	1925-1926.	Total.		
	RS.		RS.	RS.	RS.
I. WORKS—					
2. <i>Main Canals and Branches—</i>					
A. Preliminary Expenses.	623	..	623	623	623
B. Land	632	..	632	632	632
L. Earthwork	94,093	..	94,093	94,093	94,093
O. Miscellaneous	7,327	..	7,327	7,327	7,327
Total ..	1,02,675	..	1,02,675	1,02,675	1,02,675
5. <i>Special tools and plant</i>
Total, Works ..	1,02,675	..	1,02,675	1,02,675	1,02,675
II. ESTABLISHMENT	37,799	..	37,799	37,799	37,799
III. TOOLS AND PLANT	2,733	..	2,733	2,733	2,733
Grand Total ..	1,43,207	..	1,43,207	1,43,207	1,43,207
V. Less—RECEIPTS ON CAPITAL ACCOUNT.	107	..	107	107	107
(a) Net Total	1,43,100	..	1,43,100	1,43,100	1,43,100

(a) Chargeable to "43. Minor Works and Navigation— Provincial."

GANJAM-GOPALPUR CANAL—Canal Project—cont.

No. 3.—Revenue Account for and to end of 1925–1926.

Receipts.	TOTAL.			Charges.	TOTAL.		
	Previous.	1925–1926.	Total.		Previous.	1925–1926.	Total.
	RS.	RS.	RS.		RS.	RS.	RS.
DIRECT RECEIPTS—				I. EXTENSIONS AND IMPROVEMENTS—			
5. Receipts from plantations ..	4,513	78	4,591	(1) Head works
6. Receipts from other canal produce	285	..	285	(2) Main canals and branches	555	..	555
11. Miscellaneous ..	272	..	272	(3) Distributaries
				(4) Drainage and protective works
				(5) Special tools and plant
				Total ..	555	..	555
Total, Revenue realized in the Public Works Department ..	5,070	78	5,148	II. MAINTENANCE AND REPAIRS—			
				(1) Head works
Total, Public Works and Civil Departments, Revenue	5,070	78	5,148	(2) Main canals and branches	5,523	288	5,811
				(3) Distributaries
				(4) Drainage and protective works
				(5) Special tools and plant
				<i>Add—Unclassifiable outlay</i>
				Total ..	5,523	288	5,811
				Total, Extensions and Improvements and Maintenance and Repairs ..	6,078	288	6,366
				IV. ESTABLISHMENT	1,842	128	1,970
				V. TOOLS AND PLANT	51	8	59
				VI. REFUNDS OF REVENUE
				Total, Direct Charges ..	7,971	424	8,395
Net deficit, if any ..	3,473	367	3,840	Share of collection charges in the Civil Department
				Indirect Charges	572	21	593
				Total, Direct and Indirect Charges ..	8,543	445	8,988
				Balance, net revenue
Total, Receipts ..	8,543	445	8,988	Grand Total ..	8,543	445	8,988

ADMINISTRATIVE ACCOUNTS
FOR THE YEAR 1925-26.

MADRAS PRESIDENCY.

GANJAM-GOPALPUR CANAL—*Canal Project*—cont.

No. 4.—Interest Account for and to end of 1925-1926.

	Amount.		Amount.
	RS.		RS.
Total interest charges to end of 1924-1925.	1,94,762	Net revenue realized to end of 1924-1925.	— 3,473
Total interest charges for the year 1925-1926.	4,758	Net revenue realized during 1925-1926.	— 367
		Balance, net interest charges ..	2,03,360
Total ..	1,99,520	Total ..	1,99,520

No. 5.—Account of Indirect Charges for and to end of 1925-1926.

Particulars.	Previous.	1925-1926.	Total.
	RS.	RS.	RS.
CAPITAL—			
Capitalization of abatement of land revenue ..	7,100	..	7,100
Leave and pension allowances	5,293	..	5,293
Audit and accounts
Total ..	12,393	..	12,393
REVENUE—			
Capitalization of abatement of land revenue ..	303	..	303
Leave and pension allowances	257	18	275
Audit and accounts	12	3	15
Total ..	572	21	593
Grand Total ..	12,965	21	12,986

GANJAM-GOPALPUR CANAL—*Canal Project*—cont.

No. 6.—Statement comparing Charges to date with Sanctioned Estimates.

Particulars.	CHARGES AGAINST CLOSED SANCTIONS.			CURRENT SANCTIONS.			Total charges to date against old and current sanctions.	Remarks.
	Expenditure against construction estimate.	Expenditure against open canal sanction.	Total.	Charges to date.	Amount of sanctioned estimate.	Unspent balance of estimate.		
<i>Direct Charges.</i>	RS.		RS.				RS.	
Works	1,02,675	..	1,02,675	1,02,675	
Establishment	37,799	..	37,799	37,799	
Tools and plant	2,733	..	2,733	2,733	
Total ..	1,43,207	..	1,43,207	1,43,207	
<i>Less—Receipts on Capital Account ..</i>	107	..	107	107	
Net Total ..	1,43,100	..	1,43,100	1,43,100	
<i>Indirect Charges.</i>								
Capitalized abatement of land revenue.	7,100	.	7,100	7,100	
Leave and pension allowances ..	5,293	..	5,293	5,293	
Total ..	12,393	..	12,393	12,393	
Grand Total ..	1,55,493	..	1,55,493	1,55,493	

BUCKINGHAM CANAL—Canal Project.

No. 2.—Capital Account for and to end of 1925-1926.

Heads of account.	DIRECT CHARGES.			Cost of construction as now estimated (construction estimate closed in March 1897).	Expenditure against closed estimate
	Previous.	1925-1926.	Total.		
I. WORKS—	RS.		RS.	RS.	RS.
(2) Main Canals and Branches—					
A. Preliminary expenses.	10,642	..	10,642	10,642	10,642
B. Land	3,81,557	..	3,81,557	3,81,557	3,81,557
D. Regulators	1,230	..	1,230	1,230	1,230
E. Falls and weirs ..	3,182	..	3,182	3,182	3,182
F. River and hill torrent works.	11,020	..	11,020	11,020	11,020
F. (1) Other cross drainage works.	87,717	..	87,717	87,717	87,717
G. Bridges	2,48,996	..	2,48,996	2,48,996	2,48,996
H. Escapes	22,022	..	22,022	22,022	22,022
I. Navigation work..	12,74,994	..	12,74,994	12,74,994	12,74,994
K. Buildings	54,660	..	54,660	54,660	54,660
L. Earthwork	41,77,311	..	41,77,311	41,77,311	41,77,311
O. Miscellaneous ..	22,982	..	22,982	22,982	22,982
Total ..	62,96,313	..	62,96,313	62,96,313	62,96,313
(5) Special tools and plant
Provision for unforeseen works
Total, Outlay on current sanctions.	62,96,313	..	62,96,313	62,96,313	62,96,313
Old outlay	5,04,091	..	5,04,091	5,04,091	5,04,091
Total, Works ..	68,00,404	..	68,00,404	68,00,404	68,00,404
II. ESTABLISHMENT	16,09,073	..	16,09,073	16,09,073	16,09,073
III. TOOLS AND PLANT	1,80,959	..	1,80,959	1,80,959	1,80,959
Grand Total ..	85,90,436	..	85,90,436	85,90,436	85,90,436
V Less—RECEIPTS ON CAPITAL ACCOUNT.	24,365	..	24,365	24,365	24,365
Net Total ..	85,66,071	..	85,66,071	85,66,071	85,66,071
Chargeable to 35. Protective Major works.	6,66,112	..	6,66,112
Chargeable to 43. Minor Works and Navigation—Provincial	78,97,097	..	78,97,097
Chargeable to 55-B. Navigation, etc.—2. Unproductive	2,862	..	2,862
Total ..	85,66,071	..	85,66,071

BUCKINGHAM CANAL—*Canal Project*—cont.
No. 3.—Revenue Account for and to end of 1925-1926.

Receipts.	TOTAL.			Charges.	TOTAL.		
	Previous.	1925-1926.	Total.		Previous.	1925-1926.	Total.
	RS.	RS.	RS.	I.—EXTENSIONS AND IMPROVEMENTS—	RS.	RS.	RS.
1. DIRECT RECEIPTS—				(1) Head works			
3. Sale of water	550		550	(2) Main canals and branches	1,22,371	1,278	1,23,649
5. Receipts from plantations ..	19,340	8,532	27,872	(3) Distributaries	352		352
6. Receipts from other canal produce.	71,427		71,427	(4) Drainage and protective works	72		72
8. Navigation receipts	35,94,428	66,454	36,60,882	(5) Special tools and plant			
9. Rents of buildings	8,170	368	8,538	Total ..	1,22,795	1,278	1,24,073
10. Fines	1,369		1,369	II.—MAINTENANCE AND REPAIRS—			
11. Miscellaneous	25,062	2,468	27,530	(1) Head works			
Deduct—Refunds	714	46	760	(2) Main canals and branches	49,29,826	2,41,457	51,71,283
Receipts for which classification is not obtainable	14,11,168		14,11,168	(3) Distributaries			
Total revenue realized in the Public Works Department	51,30,800	77,776	52,08,576	(4) Drainage and protective works	1,009	80	1,089
Total, Direct receipts	51,30,800	77,776	52,08,576	(5) Special tools and plant	3,125		3,125
Total, Public Works and Civil Departments, Revenue	51,30,800	77,776	52,08,576	Add—Unclassifiable outlay	2,88,470		2,88,470
Net deficit, if any	21,49,138	2,59,139	24,08,277	Total ..	52,22,430	2,41,537	54,63,967
Total, Receipts	72,79,938	3,36,915	76,16,853	Total, Extensions and Improvements and Maintenance and Repairs	53,45,225	2,42,815	55,88,040
				IV. ESTABLISHMENT	15,50,670	80,736	16,31,415
				V. TOOLS AND PLANT	1,87,320	2,152	1,89,472
				VI. REFUNDS OF REVENUE	22,074		22,074
				Deduct Recoveries of Expenditure	549	2,519	3,068
				Total, Direct Charges ..	70,54,749	3,23,184	73,77,933
				Share of collection charges in the Civil Department			
				Indirect charges	2,25,189	13,731	2,38,920
				Total, Direct and Indirect Charges ..	72,79,938	3,36,915	76,16,853
				Balance, net revenue			
				Grand Total ..	72,79,938	3,36,915	76,16,853

ADMINISTRATIVE ACCOUNTS
FOR THE YEAR 1925-26.

MADRAS PRESIDENCY.

BUCKINGHAM CANAL.—*Canal Project*—cont.

No. 4.—Interest Account for and to end of 1925-26.

	Amount.		Amount.
	RS.		RS.
Total interest charges to end of 1924-1925	1,42,08,927	Net revenue realized to end of 1924-25	— 21,49,138
Total interest charges for the year 1925-1926	2,85,738	Net revenue realized during 1925-26	— 2,59,139
Balance, net revenue	Balance, net interest charges	1,69,02,942
Total ..	1,44,94,665	Total ..	1,44,94,665

No. 5.—Account of Indirect Charges for and to end of 1925-26.

Particulars.	Previous.	1925-1926.	Total.
	RS.	RS.	RS.
Capital—			
Capitalization of abatement of land revenue	2,62,365	..	2,62,365
Leave and pension allowances	2,26,866	..	2,26,866
Audit and accounts	24	..	24
Total ..	4,89,255	..	4,89,255
Revenue—			
Capitalization of abatement of land revenue	363	..	363
Leave and pension allowances	2,16,466	11,303	2,27,769
Audit and accounts	8,360	2,428	10,788
Total ..	2,25,189	13,731	2,38,920
Grand Total ..	7,14,444	13,731	7,28,175

BUCKINGHAM CANAL—*Canal Project*—cont.

No. 6.—Statement comparing Charges to date with Sanctioned Estimates.

Particulars.	CHARGES AGAINST CLOSED SANCTIONS.			CURRENT SANCTIONS.			Total charges to date against old and current sanctions.	REMARKS.	
	Expenditure against construction estimate.	Expenditure against open canal sanction.	Total.	Charges to date.	Amount of sanctioned estimate.	Unspent balance of estimate.		G.O. No. and date.	Amount of estimate.
<i>Direct Charges.</i>									
	RS.	RS.	RS.	RS.			RS.		
Works	66,72,338	1,28,066	68,00,404	66,00,404		
Establishment	15,85,806	23,267	16,09,073	16,09,073		
Tools and plant	1,80,720	239	1,80,959	1,80,959		
Suspense account		
Total ..	84,38,864	1,51,572	85,90,436	85,90,436		
<i>Less</i> —Receipts on Capital Account ..	4,502	19,863	24,365	24,365		
Net Total ..	84,34,362	1,31,709	85,66,071	85,66,071		
<i>Indirect Charges.</i>									
Capitalized abatement of land revenue.	2,62,365	..	2,62,365	2,62,365		
Leave and pension allowances ..	2,23,608	3,253	2,26,866	2,26,866		
Audit and accounts	24	24	24		
Total ..	4,85,973	3,282	4,89,255	4,89,255		
Grand Total ..	89,20,335	1,34,991	90,55,326	90,55,326		

VEDARANNIYAM CANAL.—*Canal Project.*

No. 2.—Capital Account for and to end of 1925-1926.

Heads of account,	DIRECT CHARGES.			Cost of construction as now estimated closed in 1893.	Expenditure against closed estimate.
	Previous.	1925-26.	Total.		
I. WORKS—	RS.		RS.	RS.	RS.
(2) Main Canals and Branches—					
Unclassifiable outlay	1,07,885	..	1,07,885	1,07,885	1,07,885
Total	1,07,885	..	1,07,885	1,07,885	1,07,885
Total, Works	1,07,885	..	1,07,885	1,07,885	1,07,885
II. ESTABLISHMENT	24,814	..	24,814	24,814	24,814
(a) Grand Total	1,32,699	..	1,32,699	1,32,699	1,32,699

(a) Chargeable to "43. Minor Works and Navigation—Provincial."

VEDARANNIYAM CANAL—Canal Project—cont.
No. 3.—Revenue Accounts for and to end of 1925-1926.

Receipts.	TOTAL.			Charges.	TOTAL.		
	Previous.	1925-1926.	Total.		Previous.	1925-1926.	Total.
	RS.	RS.	RS.		RS.	RS.	RS.
I. DIRECT RECEIPTS—				I. EXTENSIONS AND IMPROVEMENTS—			
				(1) Head works	3,516		3,516
				(2) Main canals and branches ..	479		479
				(3) Distributaries	638		638
				(4) Drainage and protective works ..	114		114
				(5) Special tools and plant ..			
				Total ..	4,519		4,519
5. Receipts from plantations	140		140	II. MAINTENANCE AND REPAIRS—			
6. Receipts from other canal produce ..	677		677	(1) Head works			
8. Navigation receipts	37,647	1,062	38,709	(2) Main canals and branches ..	1,96,249	3,007	1,99,256
9. Rents of buildings	39	4	43	(3) Distributaries			
10. Fines	145		145	(4) Drainage and protective works ..	3,591		3,591
11. Miscellaneous	11	1	15	(5) Special tools and plant ..	53		53
Deduct—Refunds	1	38	39	<i>Add—Unclassifiable outlay</i> ..			
				Total ..	1,99,893	3,007	2,02,900
Total, Revenue realized in Public Works Department	38,661	1,029	39,690	Total, Extensions and Improvements and Maintenance and Repairs ..	2,04,412	3,007	2,07,419
Total, Direct Receipts	38,661	1,029	39,690	IV. ESTABLISHMENT	53,869	727	54,596
Total, Public Works and Civil Departments, Revenue	38,661	1,029	39,690	V. TOOLS AND PLANT	7,768	4	7,754
				VI. REFUNDS OF REVENUE	41		41
				Total, Direct Charges ..	2,65,080	3,730	2,69,810
				Share of collection charges in the Civil department			
				Indirect charges	8,382	131	8,513
				Total, Direct and Indirect Charges ..	2,74,462	3,861	2,78,323
Net deficit, if any	2,35,801	2,832	2,38,633	Balance, net revenue			
Total, Receipts ..	2,74,462	3,861	2,78,323	Grand Total ..	2,74,462	3,861	2,78,323

ADMINISTRATIVE ACCOUNTS
FOR THE YEAR 1925-26.

MADRAS PRESIDENCY.

VEDARANNIYAM CANAL—*Canal Project*—cont.

No. 4.—Interest Account for and to end of 1925-1926.

	Amount.		Amount.
	RS.		RS.
Total interest charges to end of 1924-1925	2,91,397	Net revenue realized to end of 1924-1926	— 2,35,801
Total interest charges for the year 1925-1926	4,412	Net revenue realized during 1925-1926	— 2,832
Balance, net revenue	Balance, net interest charges	5,34,442
Total ..	2,95,809	Total ..	2,95,809

No. 5.—Account of Indirect Charges for and to end of 1925-1926.

Particulars.	Previous.	1925-1926.	Total.
CAPITAL—	RS.	RS.	RS.
Capitalization of abatement of land revenue	259	..	259
Leave and pension allowances	3,474	..	3,474
Audit and accounts
Total ..	3,733	..	3,733
REVENUE—			
Capitalization of abatement of land revenue	655	..	655
Leave and pension allowances	7,522	101	7,623
Audit and accounts	205	30	235
Total ..	8,382	131	8,513
Grand Total ..	12,115	131	12,246

VEDARANNIYAM CANAL—*Canal Project*—cont.

No. 6.—Statement comparing charges to date with sanctioned estimates.

Particulars.	CHARGES AGAINST CLOSED SANCTIONS.			CURRENT SANCTIONS.			Total charges to date against old and current sanctions.	REMARKS.	
	Expenditure against construction estimate.	Expenditure against open canal sanction.	Total.	Charges to date.	Amount of sanctioned estimate.	Unspent balance of estimate.		G.O. No. and date.	Amount of estimate.
<i>Direct Charges.</i>	RS.	RS.	RS.				RS.		
Works	1,07,885	..	1,07,885	1,07,885		
Establishment	24,814	..	24,814	24,814		
Tools and plant		
Suspense account		
Total ..	1,32,699	..	1,32,699	1,32,699		
<i>Less—Receipts on Capital Account.</i>		
Net Total ..	1,32,699	..	1,32,699	1,32,699		
<i>Indirect Charges</i>									
Capitalized abatement of land revenue.	..	259	259	259		
Leave and pension allowances ..	3,474	..	3,474	3,474		
Total ..	3,474	259	3,733	3,733		
Grand Total ..	1,36,173	259	1,36,432	1,36,432		

MADRAS,
20th October 1926.

P. G. SHAH,
Deputy Accountant-General.

PUBLIC WORKS DEPARTMENT

MADRAS PRESIDENCY

ADMINISTRATION REPORT

FOR THE YEAR 1926-27

PART II.—IRRIGATION



MADRAS

PRINTED BY THE SUPERINTENDENT, GOVERNMENT PRESS

1928

TABLE OF CONTENTS

ADMINISTRATION REPORT OF THE PUBLIC WORKS DEPARTMENT, IRRIGATION BRANCH, FOR THE YEAR 1926-27.

CHAPTER I.

General—Pages 1-4.

CHAPTER II.

	PAGE		PAGE
Personnel	4	A.—Irrigation Works—Unproductive	
Classification of works	4	— <i>cont.</i>	
Total outlay, revenue and extent irrigated	4	Revenue	7
Financial results—		Working expenses	7
Productive works	5	Remissions	7
Unproductive works	5	Value of crops	7
Minor works	5	B.—Navigation, Embankment and Drainage Works—Unproductive—	
A.—Irrigation Works—Productive—		Navigation canals—Receipts ..	8
Number of works	5	Works for which Capital and Revenue Accounts are not kept—	
Length of canals	5	Irrigation works	8
Area irrigated	5	Tank Restoration Scheme works ..	8
Capital outlay	5	Works for which Capital and Revenue Accounts are not kept—Navigation, Embankment and Drainage Works—	
Working expenses	6	Investigation of projects	9-10
Revenue	6	Character of the season	10
Financial results	6	Floods	10
Revenue and working expenses per acre	6	Breaches and accidents	10
Value of crops	6	Ceded Districts Irrigation Committee	11
Remissions	6	Irrigation—Advisory Boards ..	11
A.—Irrigation Works—Unproductive—		Irrigation panchayats	11
Number of works	6	Hydro-Electric Surveys	11-12
Capital outlay	6		
Length of canals	7		
Area irrigated	7		

CHAPTER III.

Works for which Capital and Revenue Accounts are kept.

A.—Irrigation Works—Productive.

No. 1 Ganjam minor rivers system—		No. 5 Divi pumping system—	
Capital outlay	12	Capital outlay	16
Working expenses	12	Works in progress	16
Area irrigated	12	Working expenses	16
Financial results	12	Area irrigated	16
No. 2 Godavari delta system—		Financial results	16
Capital outlay	12	General	17
Works in progress	12-13	No. 6 Pennar river canals system—	
Working expenses	13	Capital outlay	17
Navigation	13	Working expenses	17
Area irrigated	13	Area irrigated	17
Financial results	14	Financial results	17
General	14	General	17
No. 3 Polavaram Island project ..	14	No. 7 Basavannah channel	17
No. 4 Kistna delta system—		No. 8 Cumbum tank—	
Capital outlay	14	Capital outlay	17
Works in progress	14-15	Working expenses	17
Working expenses	15	Area irrigated	18
Navigation	16	Financial results	18
Area irrigated	16	No. 9 Arkenkota channel—	
Financial results	16	Capital outlay	18
General	16	Working expenses	18
		Area irrigated	18
		Financial results	18

	PAGE		PAGE
No. 10 Thadapalli channel—		No. 19 Mehamattur anicut system—	
Capital outlay	18	<i>cont.</i>	
Working expenses	18	Financial results	22
Area irrigated	18	General	22
Financial results	18	No. 20 Vriddhachalam anicut system—	
No. 11 Kalingarayan channel—		Capital outlay	23
Capital outlay	19	Working expenses	23
Working expenses	19	Area irrigated	23
Area irrigated	19	Financial results	23
Financial results	19	General	23
No. 12 Palar anicut system—		No. 21 Pelandorai anicut system—	
Capital outlay	19	Capital outlay	23
Working expenses	19	Working expenses	23
Area irrigated	19	Area irrigated	23
Financial results	19	Financial results	23
No. 13 Chembrambakkam tank—		General	23
Capital outlay	19	No. 22 Lower Coleroon anicut system—	
Working expenses	19	Capital outlay	24
Area irrigated	19	Working expenses	24
Financial results	20	Area irrigated	24
No. 14 Poincy anicut system—		Financial results	24
Capital outlay	20	General	24
Working expenses	20	No. 23 Cauvery delta system—	
Area irrigated	20	Capital outlay	24-25
Financial results	20	Works in progress	25
No. 15 Cheyyar anicut system—		Working expenses	25
Capital outlay	20	Area irrigated	25
Working expenses	20	Financial results	25
Area irrigated	20	General	26
Financial results	20	No. 24 Nandiyar channel system—	
General	20	Capital outlay	26
No. 16 Tirukkoyilar anicut system—		Working expenses	26
Capital outlay	21	Area irrigated	26
Working expenses	21	Financial results	26
Area irrigated	21	General	26
Financial results	21	No. 25 Kattalai scheme	26
General	21	No. 26 Cauvery-Mettur project	26-28
No. 17 Shatiatope anicut system—		No. 27 Periyar system—	
Capital outlay	21	Capital outlay	28
Working expenses	21	Working expenses	28
Area irrigated	21	Area irrigated	28
Financial results	21	Financial results	28
General	21	General	29
No. 18 Toludur reservoir—		No. 28 Srivaikuntam anicut system—	
Capital outlay	22	Capital outlay	29
Working expenses	22	Working expenses	29
Area irrigated	22	Area irrigated	29
Financial results	22	Financial results	29
General	22	General	29
No. 19 Mehamattur anicut system—		No. 29 Marudur anicut system—	
Capital outlay	22	Capital outlay	29
Working expenses	22	Working expenses	29
Area irrigated	22	Area irrigated	30
		Financial results	30

CHAPTER IV.

Works for which Capital and Revenue Accounts are kept.

A.—Irrigation Works—Unproductive.

No. 30 Rushikulya system—		No. 32 Muniyeru system—	
Capital outlay	30	Capital outlay	31
Working expenses	30	Working expenses	31
Area irrigated	30	Area irrigated	31
Financial results	30	Financial results	31
General	31	No. 33 Peddanayudu tank of Chinna-	
No. 31 Nagavalli river system—		raopalem—	
Capital outlay	31	Capital outlay	32
Working expenses	31	Working expenses	32
Area irrigated	31	Area irrigated	32
Financial results	31	Financial results	32
General	31		

	PAGE		PAGE
No. 34 Bhrugubhanda project (in abeyance)	32	No. 47 Kocheruvu tank—	
No. 35 Jangamaheswarapuram tank—		Capital outlay	35
Capital outlay	32	Working expenses	35
Working expenses	32	Area irrigated	35
Area irrigated	32	Financial results	36
Financial results	32	No. 48 Siddapur tank—	
No. 36 Atmakur tank—		Capital outlay	36
Capital outlay	32	Working expenses	36
Working expenses	32	Area irrigated	36
Area irrigated	32	Financial results	36
Financial results	32	No. 49 Nagavaram anicut and supply channel—	
No. 37 Dondapad tank—		Capital outlay and working expenses	36
Capital outlay and working expenses	32	Area irrigated	36
Area irrigated	32	Financial results	36
Financial results	33	No. 50 Venkatapuram tank—	
No. 38 Bhavanasi tank—		Capital outlay	36
Capital outlay	33	Working expenses	36
Working expenses	33	Area irrigated	36
Area irrigated	33	Financial results	36
Financial results	33	No. 51 Kurnool-Cuddapah canal—	
No. 39 Mopad reservoir—		Capital outlay	36
Capital outlay	33	Working expenses	36
Working expenses	33	Navigation	36
Area irrigated	33	Area irrigated	36
Financial results	33	Financial results	37
No. 40 Hajipuram tank—		No. 52 Thippayapalem project	37
Capital outlay	33	No. 53 Barur tank—	
Working expenses	33	Capital outlay	37
Area irrigated	33	Working expenses	37
Financial results	33	Area irrigated	37
No. 41 Ponnalur tank—		Financial results	37
Capital outlay	34	General	37
Working expenses	34	No. 54 Kaniyampalaisyam anicut—	
Area irrigated	34	Capital outlay	37
Financial results	34	Working expenses	37
No. 42 Anamasamudram-Beraperu tank—		Area irrigated	37
Capital outlay	34	Financial results	37
Working expenses	34	No. 55 Madras Water-supply and Irrigation system—	
Area irrigated	34	Capital outlay	38
Financial results	34	Working expenses	38
No. 43 Yerur tank—		Area irrigated	38
Capital outlay and working expenses	34	Financial results	38
Area irrigated	34	No. 56 Vallur anicut system—	
Financial results	34	Capital outlay	38
No. 44 Sagileru system—		Working expenses	38
Capital outlay	34	Area irrigated	38
Working expenses	34	Financial results	38
Area irrigated	35	No. 57 Panjapatti reservoir—	
Financial results	35	Capital outlay	38
No. 45 Markapur tank—		Working expenses	38
Capital outlay	35	Area irrigated	38
Working expenses	35	Financial results	38
Area irrigated	35	No. 58 Ganjam-Gopalpur canal	39
Financial results	35	No. 59 Buckingham canal—	
No. 46 Yellanur tank—		Navigation	39
Capital outlay	35	Financial results	39
Working expenses	35	No. 60 Vedaranniyam canal	39
Area irrigated	35		
Financial results	35		

CHAPTER V.

Works for which Capital and Revenue Accounts are kept.

B.—Navigation, Embankment and Drainage Works—Unproductive.

No. 58 Ganjam-Gopalpur canal	39	No. 59 Buckingham canal—cont.	
No. 59 Buckingham canal—		Navigation	39
Capital outlay	39	Financial results	39
Working expenses	39	No. 60 Vedaranniyam canal	39

CHAPTER VI.

Works for which Capital and Revenue Accounts are not kept.

(1) Irrigation Works.

	PAGE		PAGE
Number of works	40	Particulars of revenue	42
Area irrigated and Financial results.	40	Financial results	42
Outlay	40	Tank restoration scheme works ..	42-43
Progress of works	41-42		

(2) Navigation, Embankment and Drainage Works.

Receipts	43	Progress of works	44
Expenditure	43		

Photographs—6.

1. Shutter lifting machine—Bezwada anicut.
2. Bandar canal—Lock and regulator under construction.
3. Kattalai South Bank canal head sluice—Rear view.
4. Cauvery-Mettur project—Mettur Camp—Executive Engineer's type quarters.
5. Cauvery-Mettur project—Sentinal with bogie waggons conveying parts of drag line excavator.
6. Improvements to the Lower anicut—Eight vents—Construction—Front view.

APPENDIX I.

Statistical statements—	
Statement A-I.—Canal projects with particulars regarding discharges, rainfall, area commanded, cost of construction, expenditure, interest charges and length of canals, etc.	45-50
Statement A-II.—Reservoir projects with similar particulars as above	51-56
Statement B-I.—Capital Account of Irrigation, Navigation, Embankment and Drainage works for which Capital and Revenue accounts are kept	57-62
Statement C-I.—Financial results showing receipts and expenditure against Revenue, etc., of Irrigation, Navigation, Embankment and Drainage works for which Capital and Revenue accounts are kept	63-74
Statement C-II.—Financial results (based on actual receipts) showing capital outlay, gross receipts, working expenses, interest charges, etc., of Irrigation, Navigation, Embankment and Drainage works for which Capital and Revenue accounts are kept	75-84
Statement C-III.—Demands and realizations of Irrigation, Navigation, Embankment and Drainage works for which Capital and Revenue accounts are kept	85-88

Statistical statements— <i>cont.</i>	
Statement C-IV.—Financial results (based on assessments for the year) of Irrigation, Navigation, Embankment and Drainage works for which Capital and Revenue accounts are kept	89-96
Statement D-I.—Statement of traffic on the principal navigable canals	97-98
Statement D-II.—Description and quantities of goods, etc., carried on the principal navigable canals.	99-103
Statement E-I.—Areas irrigated, etc., under irrigation works classed as productive and unproductive for which Capital and Revenue accounts are kept	107-112
Statement E-II.—Incidence of working expenses and assessed water revenue on irrigation systems under irrigation works classed as productive and unproductive for which Capital and Revenue accounts are kept	114-115
Statement E-III.—Areas irrigated and the value of crops raised	116-123
Statement E-IV.—Comparative statement of irrigation and rainfall	124-131
Statement F-I.—Incidence of water-rates under irrigation works classed as productive and unproductive for which Capital and Revenue accounts are kept	132-135

APPENDIX II.

Statement showing the results of irrigation.

Statement No. 1.—Financial results of irrigation works classed as productive and unproductive for which Capital and Revenue accounts are kept	134-139	Statement No. 2.—Extent irrigated and the revenue derived under minor works for which Capital and Revenue accounts are not kept	140-141
---	---------	---	---------

TABLE OF CONTENTS

APPENDIX III.

Administrative Accounts.

Systems.	No. 2, Capital Account.	No. 3, Revenue Account.	No. 4, Interest Account.	No. 5, Indirect Charges Account.	No. 6, Statement comparing charges to date with sanctioned estimates.
Review of the accounts— pages 143 to 147.	PAGE.	PAGE.	PAGE.	PAGE.	PAGE.
CONSTRUCTION OF IRRIGATION, NAVIGATION, EMBANKMENT AND DRAINAGE WORKS.					
No. 1.—GENERAL ABSTRACT OF FINANCIAL RESULTS— pages 148 to 155.					
A. IRRIGATION WORKS.					
1. Productive Works.					
1. Ganjam minor rivers system.	155	158	160	160	161
2. Godavari delta system ..	162	164	165	165	166
3. Polavaram Island project ..	168	..	169	169	170
4. Kistna delta system ..	171	172	174	174	175
5. Divi pumping system ..	178	180	181	181	182
6. Penner river canals system ..	184	186	188	188	189
7. Arkenkota channel	190	191	193	193	194
8. Thadapalli do.	195	196	198	198	199
9. Kalingarayan do.	200	201	203	203	204
10. Palār anicut system	205	207	209	209	210
11. Poiney do.	211	212	214	214	215
12. Cheyeru do.	216	217	219	219	220
13. Tirukkōyilūr anicut system ..	221	222	224	224	225
14. Shatiatope do.	225	227	229	229	230
15. Toludur project	231	233	234	234	235
16. Mehamattur anicut system ..	236	237	239	239	240
17. Vriddhachalam do.	241	242	243	243	244
18. Lower Coleroon do.	245	247	249	249	250
19. Pelandorai do.	251	252	254	254	255
20. Basavannah channel	255	..	257	257	258
21. Cumbum tank system	259	260	262	262	263
22. Chembambakkam tank	264	265	267	267	268
23. Cauvery delta system	269	271	273	273	274
24. Kattalai anicut right bank canal.	275	..	276	276	277
25. Cauvery-Mettur reservoir project.	278	..	280	280	281
26. Nandyar channel system ..	282	283	285	285	286
27. Periyar system	287	289	291	291	292
28. Srivaikuntam anicut system..	293	295	297	297	298
29. Marudur anicut system ..	299	300	302	302	303
2. Unproductive Works.					
1. Rushikulya system	304	306	308	308	309
2. Nagavalli river system	310	312	314	314	315
3. Muniyeru project	316	317	319	319	320
4. Peddinayudu tank of Chinna-raopalem.	321	322	323	323	324
5. Jangamakeswarapuram tank.	325	326	327	327	328

Administrative Accounts—cont.

Systems.	No. 2, Capital Account.	venue W R, Revenue Account.	No. 4, Interest Account.	No. 5, Indirect Charges Account.	No. 6, Statement comparing charges to date with sanctioned estimates.
A. IRRIGATION WORKS—cont.	PAGE.	PAGE.	PAGE.	PAGE.	PAGE.
2. Unproductive Works—cont.					
6. Atmakuru tank	329	330	331	331	332
7. Dondapad do.	333	334	335	335	336
8. Bhavanasi do.	337	338	339	339	340
9. Hajipuram do.	341	342	343	343	344
10. Ponnalur do.	345	346	347	347	348
11. Anamasamudram-Bersperu tank.	349	350	352	352	353
12. Mopad project	354	355	356	356	357
13. Yerur tank	358	359	360	360	361
14. Vamula do.	362	363	364	364	365
15. Barur do.	366	368	369	369	370
16. Kanniampalayam anicut ..	371	372	373	373	374
17. Sagileru system	375	376	378	378	379
18. Talapulavanka tank	380	..	381	381	382
19. Markapur tank	383	384	386	386	387
20. Yellanur do.	388	389	391	391	392
21. Kocheruvu do.	393	395	396	396	397
22. Siddapur do.	398	399	400	400	401
23. Nagavaram anicut and supply channel.	402	403	404	404	405
24. Venkatapuram tank	406	407	408	408	409
25. Kurnool-Cuddapah canal ..	410	412	414	414	415
26. Thippayapalem project	416	..	417	417	418
27. Valluru anicut	419	420	422	422	423
28. Madras Water-supply and Irrigation system.	424	425	427	427	428
29. Panjampatti reservoir	429	430	431	431	432
B. NAVIGATION, ETC.					
2. Unproductive Works.					
1. Ganjam-Gopalpur canal	437	434	435	435	436
2. Buckingham canal	437	438	439	439	439
3. Vedaranniyam do.	441	442	443	443	444

PUBLIC WORKS DEPARTMENT

MADRAS PRESIDENCY

ADMINISTRATION REPORT

FOR THE YEAR 1926-1927

PART II—IRRIGATION

CHAPTER I.—GENERAL.

The remarks in this chapter are as usual intended to bring the general information up to the end of the calendar year 1927.

2. *Cauvery-Mettur Project—Staff.*—In May 1927 the Superintending Engineer at the Headworks was replaced by an Engineer-in-Chief. In addition there is a Superintending Engineer in charge of Machinery. The number of divisions was increased to five. A Commissioner for the project was appointed in March 1927. The post was abolished in August and in September the project tract was made a separate district in charge of a Collector, and called the Mettur district.

Estimate.—It has become obvious that there will be an excess of perhaps one crore in the cost of Headworks. The dam will have additional height in consequence of the storage permitted by the Mysore agreement. The foundations will go to an additional depth as sound rock in some places is lower than anticipated. The 1924 floods require additional surplus facilities. The extra cost under this head may amount to Rs. 40 lakhs in all. In the original estimate communications were underestimated, drainage was entirely omitted, provision for housing and cooly camp was inadequate, and the sanitation and medical resources were insufficient. Under all these heads there may be an excess of Rs. 50 lakhs. The balance of the excess will be in establishment owing to the additional staff required for an accelerated programme and to the higher class of establishment required for a dam on which much machinery will be employed. It is however anticipated that the revenue will be increased by the additional capacity of the reservoir, while the proposed programme of construction will allow irrigation to begin earlier than anticipated, so that the project will still prove productive. No excesses are anticipated on the Canal estimates. In the Canal system ample labour is available. The presence of machinery that can be used as a substitute for manual labour is effective in keeping down the rates for such labour.

Communications.—The incomplete bridges on the Bhavani-Mettur road were finished. A new road has been constructed connecting the project railway siding in Erode with Bhavani and eleven Government lorries are in regular work conveying materials between Erode and Mettur.

A broad gauge railway connexion has been sanctioned connecting Salem and Ellis Saddle.

Reservoir.—The waterspread survey is in good progress and will be completed shortly.

Dam.—A change of construction from cyclopean masonry in surki mortar to cement concrete has been sanctioned on the recommendation of the Engineer-in-Chief and after approval by four other Chief Engineers consulted by the Government of India. This ensures the quickest possible rate of building. A contract has been placed by the Director-General of Stores for the two concreting towers which form the principal construction plant.

Coffer dam.—About one-third of this work was completed in the dry season and the balance will be finished before June 1928. This will permit of any section of the river being closed readily in future in order to get in the dam foundations.

Materials.—A lime survey disclosed the fact that the nearest single deposit of kunkur sufficient for the whole dam is situated at Pakkanad in the Salem district about 17 miles from Ellis Saddle. This great distance was the chief cause for the change to construction in cement.

Sand has been collected from a six mile stretch of river near the dam to the extent of 4.05 million cubic feet and stacked on the river margin.

Several thousands of tons of stone have been collected for starting dam construction besides several thousand tons that have been quarried incidentally in the course of dam line clearance, crusher site clearance and opening quarries.

A contract for cement supplies has been entered into by Government. A shed to hold 1,000 tons has been erected near the dam and storage of another 2,500 tons is being arranged for.

Surplus works.—Clearance of the Ellis Saddle has been started with about 900 coolies.

Health.—The population of the Mettur camp has already gone above 15,000. The Health Officer has done his best to combat cholera and malaria.

Canal system.—Except in rock cuttings and the deep cutting in Tanjore, the earthwork in the first 36 miles of canal is reserved for excavation by two new Ruston Dragline Excavators. Owing to the strike in England in 1926 there was great delay in supplying

these machines. The erection of one at the Grand Anicut has just been completed and the other may be ready for work in February. In consequence the Main canal earthwork is at present behind programme.

3. *Cauvery gaugings.*—With reference to an agreement entered into with the Mysore Darbar in February 1924 relating to the utilisation of the waters of the Cauvery and the rules of regulation of the Krishnarajasagara reservoir, in a manner not prejudicial to the interests of the Cauvery delta, the flow of the Cauvery and its tributaries in Mysore has been measured since 1917 by the Executive Engineer, Cauvery Gauging division, jointly with the officers of the Mysore Darbar at a number of places in the Mysore State and also at the Cauvery dam in the Trichinopoly district. During 1927 the data collected during the ten years ending 1926 were compiled and the question of the determination of the average figures that should be adopted in the matter of regulation of the Krishnarajasagara from 1927 onwards is under consideration.

The Gauging division which was formed in April 1918 to carry out the measurement of the flow in the Cauvery and its tributaries was closed on the 31st December 1927 and the further recurring work stipulated in the agreement will be carried on by a subdivisional officer working under the orders of the Chief Engineer for Irrigation.

4. *Kattalai Anicut scheme.*—The estimate for the construction of a bed regulator across the Cauvery at Kattalai was received and its construction was held over pending the preparation of estimates for the complete scheme which also comprise the North Bank canal and the High Level channel. The estimate for this channel has recently been received while that for the North Bank canal is being prepared.

5. The new retaining wall between the Grand Anicut and the scouring sluices and the Cauvery regulator was finished.

6. The Thippayapalayam project in the Kurnool district which was abandoned in February 1927 is being re-examined with a view to see if its execution cannot be resumed.

7. A cyclone of unprecedented severity visited the Guntur, Nellore and Cuddapah districts in November 1927 and caused great damage to several buildings and irrigation works. The Buckingham canal also was affected by the cyclone. There were many breaches and damage to flood gates and establishment quarters.

8. *Hydro-Electric Department.*—Major Howard, Chief Engineer, Hydro-Electric Department, joined duty early in September 1927 and after study, submitted in November an introductory report for

a scheme to develop power at Pykara and supply it to Coimbatore, Pollachi, Dindigul, Trichinopoly, Madura and the neighbouring areas.

CHAPTER II.

Mr. C. T. Mullings held the office of the Chief Engineer for Irrigation except for about six months (28th April to 8th November 1926) when he proceeded on leave. During his absence Mr. R. F. Stoney officiated. M. R. Ky. G. Ramaswami Ayyar Avargal, B.A., B.E., continued as Assistant Chief Engineer for Irrigation during the year.

2. Irrigation works in this Presidency are classified as shown below :—

(a) Works for which Capital and Revenue accounts are kept—

A. Irrigation works—

- (i) Productive ;
- (ii) Unproductive.

B. Navigation, embankment and drainage works—

- (i) Productive ;
- (ii) Unproductive.

(b) Works for which Capital and Revenue accounts are not kept—

- (i) Irrigation works ;
- (ii) Navigation, embankment and drainage works.

The classification of a work as productive or unproductive is based upon the financial results of three consecutive years. There are no works in this Presidency under "B. Navigation, Embankment and Drainage works—Productive".

3. The total outlay incurred on irrigation works and the total revenue realized during the year under report was Rs. 1,83,81,216 and Rs. 2,50,74,607 against Rs. 1,25,22,257 and Rs. 2,96,37,365 respectively in 1925-26. The area charged as irrigated was 7,012,943 acres against 7,412,879 acres in the previous year. The net revenue after deducting working expenses was Rs. 1,23,67,916 against Rs. 1,49,37,243 of the previous year. The figures of outlay include indirect charges. If the direct charges alone be taken, the expenditure during the year amounted to Rs. 171.58 lakhs against the budget allotment of Rs. 230.62 lakhs. The net cropped area in the Presidency during 1926-27 under all the chief food grains and industrial crops both irrigated and dry was 37,367,132 acres or 1,421,364 acres less than in the previous year. The area irrigated by Government irrigation works alone, viz., 7,012,943 acres was

18.8 per cent on the total cropped area. This was 399,936 acres less than in the previous year. The decrease was due to the unfavourable character of the season.

4. *Financial results*—(i) *Productive works*.—The capital outlay during the year was Rs. 77,60,132 and to the end of the year Rs. 8,32,59,678. The area charged as irrigated was 3,769,600 acres and the estimated value of crops raised thereon was Rupees 36,85,38,397. The net revenue derived was Rs. 88,61,765 representing a return of 10.64 per cent on the capital outlay. The accumulated profits to the end of the year amounted to Rs. 26.20 crores.

(ii) *Unproductive works*.—The capital outlay during the year was Rs. 8,679 and to the end of the year Rs. 3,98,52,073. The area charged as irrigated was 265,918 acres and the estimated value of crops raised thereon was Rs. 1,91,19,977. The net revenue derived was Rs. 3,70,704 representing a return of 0.93 per cent on the capital outlay.

(iii) *Minor works for which Capital and Revenue accounts are not kept*.—There are about 35,000 works of this class. The outlay incurred thereon and the revenue derived therefrom amounted to Rs. 38,12,024 and Rs. 82,63,470 respectively. The area charged as irrigated was 2,977,425 acres.

5. *Irrigation works*—*Productive*.—(1) There are 29 works of this class. The canals of the Godavari and the Kistna delta systems are used both for irrigation and navigation. The remaining works are for irrigation only.

(2) The total length of the main and branch canals of the productive systems at the end of the year was 4,682½ miles. Of this length 883½ miles were for irrigation and navigation combined and the remainder for irrigation only. The length of distributaries was 8,387¾ miles.

(3) The total area charged as irrigated was 3,267,145 acres first crop and 502,455 acres second crop against 3,235,625 acres and 531,965 acres respectively in 1925-26. The increase in first crop occurred under the Godavari and the Kistna delta systems. The increase under the former was due to the abundant supply from the river. In the case of the latter the canals received steady supply owing to the installation of six feet shutters on the Kistna anicut at Bezwada. The fall in second crop occurred chiefly under the Penner river canals system and the Palar and the Cheyyar anicut systems and was due to the unfavourable character of the season.

(4) The capital outlay (direct and indirect) during the year was Rs. 77,60,132 against Rs. 28,62,982 in the previous year. The bulk of the expenditure was on the Cauvery-Mettur project. The remaining expenditure was incurred chiefly on the Polavaram

island project, the Kistna and the Cauvery delta systems, and the Kattalai anicut scheme. Details of the works carried out are given in Chapter III.

(5) The gross working expenses of the year amounted to Rs. 50,53,023 against Rs. 45,97,652 in the previous year. The increase occurred chiefly under the Kistna delta and the Srivaikuntam anicut systems. The increase under the first-named system was due to repairing the damage to the anicut caused by the formation of deep scours in the second and third aprons. The closing of breaches caused by floods accounted for the large increase under the Srivaikuntam anicut system.

(6) The gross revenue of the year amounted to Rupees 1,86,88,056 against Rs. 1,85,47,294 in 1925-26. The increase occurred chiefly under the Godavari and the Kistna delta systems and was due to the increase in the extent irrigated under both first and second crop and to the decrease in the amount of remissions granted during the year.

(7) The net revenue derived and the profit after deducting interest charges amounted to Rs. 88,61,765 and Rs. 81,41,858 against Rs. 91,87,253 and Rs. 67,78,678 respectively in the previous year. The net profit after deducting interest charges, viz., Rs. 61,41,858 is 7.38 per cent on the total capital outlay of Rupees 8,32,59,678 to the end of the year against 5.83 per cent twenty-five years ago, (i.e.), in 1901-02.

(8) The estimated value of irrigated crops raised during the year amounted to Rs. 36,85,38,397 against Rs. 34,83,98,194 in the previous year.

(9) The average revenue per acre amounted to Rs. 4.96 on the gross area and Rs. 6.07 on new irrigation. The working expenses per acre were Rs. 1.34 on the gross area and Rs. 2.12 on new irrigation.

(10) The remissions granted during the year amounted to Rs. 2,56,477 against Rs. 1,55,226 in the previous year. The areas affected were mainly the Godavari delta and the Palar anicut systems.

6. *A. Irrigation Works—Unproductive Works.*—(1) There are 29 works of this class, excluding the Bhurghubanda project in the Guntur district (estimate Rs. 1,36,466) which has not been commenced as it is to be taken up only when the necessity for famine-relief arises. The Vemula and Thalapula vanka tanks which were completed at a cost of Rs. 63,757 and Rs. 68,824 respectively, have proved failures.

(2) The capital outlay (direct and indirect) during the year was Rs. 8,679 against Rs. 83,318 in 1925-26. The bulk of the outlay was incurred on the Rushikulya system.

(3) The total length of main and branch channels at the end of the year was 716 miles, of which 190 miles were for irrigation and navigation combined and the remainder for irrigation only. The length of distributaries was $663\frac{3}{4}$ miles.

(4) The area irrigated during the year was 265,918 acres against 262,717 acres in 1925-26.

(5) The gross revenue amounted to Rs. 9,83,108 against Rs. 9,80,654 in the previous year. There was an increase of revenue under the Kurnool-Cuddapah canal due mainly to the increase in miscellaneous revenue.

(6) The gross working expenses amounted to Rs. 4,48,230 against Rs. 4,05,310 in 1925-26. The increase occurred under the Kurnool-Cuddapah canal and the Mopad reservoir. The execution of certain special repair estimates during the year accounted for the increase under the former system. In the case of the latter increased expenditure was incurred on the repairs to the Mopad main channel.

(7) The net revenue due to improvements amounted to Rupees 3,70,704 against Rs. 4,12,652 in the previous year. This represents a return of 0.93 per cent on the capital outlay of Rupees 3,98,52,073 to the end of the year. The net revenue, viz., Rupees 3,70,704 fell short of interest charges by Rs. 9,51,063 of which Rs. 6,16,177 is on account of the Kurnool-Cuddapah canal. This deficit represents 2.39 per cent on the capital outlay. Against this, however, must be set the value of the crops produced under these works, Rs. 1,91,19,977.

(8) The average revenue per acre amounted to Rs. 3.70 on the gross area and Rs. 4.83 on new irrigation. The working expenses per acre were Rs. 1.59 on the gross area and Rs. 2.57 on new irrigation.

(9) The remissions granted during the year amounted to Rs. 33,406 against Rs. 15,571 in the previous year. The areas affected were mainly the Yerur and the Barur tanks and the Vallur ancient system.

(10) The estimated value of crops produced amounted to Rs. 1,91,19,977 against Rs. 2,20,52,142 in the preceding year.

7. *B. Navigation, Embankment and Drainage Works—Unproductive.*—There are three works of this class, viz., the Ganjam-Gopalpur canal, the Buckingham canal, and the Vedaranyam canal, the total length of which is $296\frac{1}{2}$ miles. The gross receipts and charges amounted to Rs. 76,522 and Rs. 3,32,381 respectively against Rs. 75,883 and Rs. 3,41,221 in the previous year. There was thus a loss of Rs. 2,55,859 on the working of these canals against Rupees 2,62,338 in 1925-26. The value of goods carried during the year was Rs. 1,43,65,099.

8. *Navigation canals.*—Navigation was carried on as usual on the Dummagudem, Godavari, Kistna, Kurnool-Cuddapah, Buckingham, West Coast and Vedaranniyam canals. The total direct receipts amounted to Rs. 3,57,797 or Rs. 4,507 more than in the previous year. The increase occurred chiefly in the Godavari canals under 'Annual licence fees'.

9. *Works for which capital and revenue accounts are not kept—Irrigation works.*—The outlay incurred on, the area irrigated under, and the revenue derived from, works of this class are compared below with the figures of the previous year and the averages of the previous triennium :—

	Outlay incurred.	Area irrigated.	Gross revenue.
	RS.	ACS.	RS.
During 1926-27 ...	38,12,024	2,977,425	82,63,470
Do. 1925-26 ...	33,30,397	3,382,572	99,74,294
Average of the triennium ending 1925-26	33,75,353	3,160,997	90,95,697

The increase in the outlay during 1926-27 was due to the execution of certain works considered necessary to bring the irrigation works to their normal condition, as owing to retrenchment these works were not satisfactorily kept in previous years. The fall in area irrigated and revenue was due to the unfavourable character of the season.

10. *Tank Restoration Scheme works.*—The total area coming within the scope of 'Tank Restoration Scheme investigation is 102,500 square miles. The area of minor basin on which work had been commenced or completed at the beginning of the year was 91,135 square miles of which 85,195 square miles had been investigated. During the year under review an area of 677 square miles was investigated bringing the total to 85,872 square miles. The remaining 5,263 square miles are still under investigation. During the year an area of 447 square miles was entered upon for investigation. In the area investigated works were completed for 81,321 square miles and in progress for 3,413 square miles. For the balance of 1,138 square miles works were not commenced. Thus about 83.77 per cent of the total area of 102,500 square miles affected by the scheme had been investigated up to the 31st March 1927 leaving on that date a balance of 16,628 square miles. The estimates sanctioned for Tank Restoration Scheme works during the year amounted to Rs. 2,22,399 against Rs. 3,47,258 in the previous year.

(2) The total amount of estimates sanctioned from the beginning of the Tank Restoration Scheme operations up to the end of the year was Rs. 1,73,38,783 against which the total expenditure

incurred was Rs. 1,52,71,554 exclusive of charges for establishment and tools and plant. The expenditure during the year amounted to Rs. 3,09,132.

11. *Works for which Capital and Revenue Accounts are not kept—Navigation, Embankment and Drainage Works.*—The outlay incurred on and the revenue derived from works of this class are compared below with the figures of the previous year and the averages of the previous triennium :—

	Outlay incurred.	Revenue derived.
	RS.	RS.
During 1926-27	12,89,587	63,451
„ 1925-26	12,38,246	56,240
Average of the triennium ending 1925-26	8,56,683	60,946

The increase was due to the execution of urgent conservancy protective works to prevent erosions in the Godavari, Kistna, Cauvery and Coleroon rivers.

12. *Investigation of projects.*—An estimate amounting to Rs. 2.89 lakhs for improvements to the Girisola channel in the Ganjam district was sanctioned. The proposals under consideration last year for fitting higher shutters to the Godavari anicut were abandoned as likely to prove unprofitable. The alternative proposal to provide travelling cranes for lifting the shutters more quickly to ensure an increased supply under the system was approved and estimates were under preparation. The estimate for the Coringa Island project was revised. In the Kistna district proposals were under investigation for the construction of inlets and outlets in the Ellore canal for the disposal of the flood waters of the Budameru and for the extension of the East Bank canal for the irrigation of about 22,000 acres of dry land. On the recommendation of the Ceded Districts Irrigation Committee, the Tungabhadra project was revived and an examination of the dam site was made by an officer of the Geological department specially deputed for the purpose. The investigation of the Kannapalli project for utilising the low supplies in the Hagari river for the irrigation of about 1,000 acres in Kannapalli village, Anantapur district, was completed and plans and estimates were under preparation. The estimates for the Thokapalli project in the Kurnool district were under revision. Of the two alternative schemes—the Upper and the Lower Bhavani projects in the Coimbatore district—the former was preferred as more suitable to the district and the report of the Special Officer appointed to investigate on the revenue aspects of the scheme was under the consideration of the Board of Revenue. The estimate for remodelling the Kalingaroyan channel was deferred pending a decision on the Upper Bhavani project. Proposals for

remodelling the Arkankota, Thadapalli and Amaravati channels were examined by the local officers with reference to certain objections raised by the ryots to the proposals as affecting existing irrigation. Proposals to relieve the Mudavanar from the drainage difficulties in the Shiyali taluk also engaged attention and the irrigation and drainage facilities in the middle section of the Tirutturaipundi taluk were investigated with a view to effecting improvements.

13. *Character of the season.*—The north-east monsoon on which the greater number of irrigation sources in the Presidency depend for supply, was almost a total failure in the Circars and the Deccan and a partial failure in the remaining districts. Consequently the supply was inadequate in the rainfed tanks in most districts. The south-west monsoon was, however, not unsatisfactory and the tracts dependent on it did not suffer for want of supply. The average rainfall for the Presidency was 27·10 inches against 43·36 inches in 1925-26 and 36·68 inches, the average of the five years ending 1925-26.

14. *Floods.*—The highest flood in the Godavari was 11·8 feet on the crest of the Dowlaishweram anicut on the 24th August 1926 against the recorded maximum of 17·0 feet in 1891 above the then crest level (the present crest being 75 foot higher). In the Kistna the maximum flood was 13·70 feet on the crest of the anicut at Bezvada on the 15th August 1926 against the record of 23·50 feet in October 1903. In the Tungabhadra the highest reading was 5·73 feet on the crest of the Sunkesula anicut on the 9th August 1926, the recorded maximum being 10·4 feet on the 31st October 1916. The maximum depth over the Adinimayapalli anicut across the Penner was 2·80 feet on the 13th September 1926, the highest recorded being 13·86 feet on the 26th October 1874. The Cauvery rose to 11·06 feet on the Cauvery Dam north gauge on the 10th August 1927 against the maximum height of 14·65 feet recorded on the 20th July 1924.

15. *Breaches and Accidents.*—The Pillaperu aqueduct at the eighth mile of the Mopad main channel gave way in September 1926 but the cracks were closed with the greatest promptitude and the crops saved. An estimate for rebuilding the cracked arches was prepared and the work started. Owing to heavy floods in the Tungabhadra, there was a breach in the Kurnool-Cuddapah canal and prompt measures were taken to close it. Sudden floods also occurred in the Penner in June and September 1926 causing damage to the downstream apron of the Pennar anicut, improvements to which were then in progress. A subsidence occurred during the year under report in the Cauvery dam at the Upper anicut for a length of 500 feet, where the heavy floods of 1924 have

scoured out the old foundations. Necessary protective works were carried out expeditiously before the arrival of the first freshes. The retaining wall of the new Jambu Cauvery collapsed on two occasions owing to an unexpected scour on the river side. The collapsed portion was immediately reconstructed.

16. *Ceded Districts Irrigation Committee*.—Orders were issued on the report of the Committee appointed to review the existing conditions of irrigation in the Ceded districts and to advise Government on further schemes requiring investigation. The recommendations made by the Committee were being examined.

17. *Irrigation Advisory Board*.—The boards constituted in the Godavari, Kistna and Cauvery deltas continued to function. But some of the members were not taking adequate interest in the matter.

18. *Irrigation Panchayat*.—Certain irrigation channels in the Godavari delta and in the Bellary district continued under the management of panchayats. This is an experiment in the right direction and bids fair to prove a success.

19. *Hydro-electric Development*.—Early in the year preliminary reports with estimates were prepared for three hydro-electric schemes—Pykara, Pinjikavi and Papanasam—all on the Western Ghats. These were scrutinized by Messrs. Merz and McLellan, Consulting Engineers to the Railway Board, and on their recommendation, Government appointed a Committee of enquiry into the possible demands for electric power in South India. The Committee's work showed that there was enough demand to warrant making a beginning with the Pykara scheme and Government appointed Major H. G. Howard as their Chief Engineer for Hydro-electric Development.

Pykara scheme.—Investigation work at Pykara was continued throughout the year. An officer of the Geological department inspected the sites for the main dam and in accordance with his advice the Wilson Memorial site was examined by means of borings and trenches. This examination showed the site to have unexpected limitations and so the sites above the Pykara road bridge were taken up for further investigation. Sources of supply of materials, such as stone, sand, lime and surki, were examined, roads surveyed and estimated and lands for acquisition listed. A cheap auxiliary scheme to give the necessary power during construction was also surveyed.

Pinjikavi scheme.—No further investigation was made in respect of this scheme.

Papanasam scheme.—The preliminary surveys were completed and the river discharges over a eleven-year period worked out. The

two dam-sites were examined from a geological point of view and reported favourably.

A fourth scheme was also considered in the course of the year, viz., Kumbar scheme. The preliminary surveys were completed and the foundations for the dams and other civil engineering works were examined. These proved to be unsatisfactory and as the scheme is not likely to be required in the near future, further investigation has been stopped.

Gaugings.—The collection of rainfall and run-off measurements in other catchments under investigation was continued.

CHAPTER III—WORKS FOR WHICH CAPITAL AND REVENUE ACCOUNTS ARE KEPT.

A. IRRIGATION WORKS—PRODUCTIVE.

No. 1, Ganjam Minor Rivers System.

1. No expenditure was incurred under capital account.
2. The outlay under 'Extensions and Improvements' and 'Maintenance and Repairs' was Rs. 278 and Rs. 38,077, respectively, against Rs. 494 and Rs. 33,035 in 1925-26.
3. The area irrigated was 65,780 acres first crop and 5,618 acres second crop against 65,115 acres and 5,255 acres, respectively, in the previous year. The extent of sugarcane cultivation was 145 acres against 118 acres in 1925-26.
4. The gross revenue amounted to Rs. 65,113 and the working expenses to Rs. 49,655. The net revenue was thus Rs. 15,458 against Rs. 18,264 in the previous year. The profit after deducting interest charges was Rs. 6,056 which is 2.13 per cent on the capital outlay against 3.14 per cent in 1925-26.

No. 2, Godavari Delta System.

5. The capital outlay during the year amounted to Rs. 1,37,934. The following were the important works carried out during the year :—

EASTERN AND CENTRAL DELTAS.

(1) *Restoring the Kovur-Manjair Junction canal (Estimate Rs. 1,37,000).*—The outlay during the year was Rs. 3,483 and to the end of the year Rs. 1,13,789.

(2) *Remodelling the Tossipudi Northside channel (Estimate Rs. 57,702).*—The outlay during the year was Rs. 440 and to the end of the year Rs. 50,315.

(3) *Improvements to the bridges over the Mukkamala lock and weir (Estimate Rs. 19,872).*—This is a contribution work. The outlay to the end of the year was Rs. 17,636. The work was almost completed.

(4) *Constructing an inlet at Sahapuram drain and raising the left bank of the Tulyabhaga drain.*—The work was completed at a cost of Rs. 7,754 against the estimate of Rs. 9,255.

(5) *Remodelling the Duggudurru channel*—The work was completed at a cost of Rs. 11,904 against the estimate of Rs. 13,600.

(6) *Remodelling the Ananthavaram channel.*—The outlay to the end of the year was Rs. 3,325 against the estimate of Rs. 11,400.

WESTERN DELTA.

(7) *Improvements to the upper portion of the Yenamadurru drain (Estimate Rs. 9,74,000).*—The outlay during the year was Rs. 1,23,828 and to the end of the year Rs. 5,76,036.

6. *Working expenses—(a) Extensions and Improvements.*—The outlay under the head was Rs. 24,866 against Rs. 25,641 in 1925-26 and Rs. 21,883, the average of the previous triennium.

(b) *Maintenance and Repairs.*—The expenditure was Rs. 5,79,917 against Rs. 4,87,563 in the previous year and Rs. 4,51,029, the average of the triennium ending 1925-26. The increase was due to the execution of a large number of repair works considered necessary.

7. The navigation receipts and charges amounted to Rupees 1,58,102 and Rs. 1,11,640 against Rs. 1,52,178 and Rs. 1,09,748, respectively, in 1925-26. Under ton-mileage the figure was 14,873,873 against 14,934,133 in the previous year. The value of goods carried was estimated at Rs. 8,96,33,376 against Rupees 9,08,74,251 in 1925-26.

8. The area irrigated was as shown below :—

Crop.	Average of the	During	During
	triennium ending 1925-26.		
	ACS.	ACS.	ACS.
First crop ...	771,674	772,906	777,367
Second crop ...	216,906	213,852	252,307

The increase under second crop was due to most of the channels having been kept open for second crop irrigation during the year. The extent of sugarcane cultivation was 6,896 acres against 7,713 acres in the previous year.

9. The gross revenue and working expenses amounted to Rs. 44,52,227 and Rs. 10,29,647, respectively, against Rs. 42,30,292 and Rs. 9,66,354 in the previous year. The profit after deducting interest charges amounted to Rs. 28,96,406 which is 17·21 per cent on the capital outlay against 16·85 per cent in 1925-26 and 17·17 per cent in 1924-25.

10. The south-west monsoon commenced very early. The freshes in the river came about the second week of June 1926 and transplantation was completed by the 31st August. The supply in the first crop season was abundant and steady. Owing to the failure of the north-east monsoon, the supply for second crop was insufficient. However by a judicious distribution of water by turns, an equitable supply was given to all the lands and the yield was normal.

The following table shows the dates of closure and re-opening of the canals of the Godavari delta and of the Dummagudem canal :—

Canals.	Date of closure.	Date of re opening.
Eastern delta canals ...	30th April 1926.	5th June 1926.
Central delta canals ...	15th April 1926.	15th May 1926.
Western delta canals ...	30th April 1926.	31st May 1926.
Dummagudem canal ...	25th March 1926.	20th June 1926.

No. 3, Polavaram Island Project.

11. Work on the sinking of wells in connexion with the construction of the aqueduct at Annampalli was in progress. The excavation of channels was also in progress. The old bridges at 18/7 and 29/2 of the Bank canal were dismantled and girder bridges were being constructed. The widening of the Bank canal was in good progress. The outlay on the project during the year was Rs. 4,22,552 and to the end of the year Rs. 5,32,514 against the estimate of Rs. 18·55 lakhs.

No. 4, Kistna Delta System.

12. The capital outlay during the year was Rs. 5,84,818. The following were the important works carried out during the year :—

(1) *Construction of locks and regulators across the Ellore and Bandar canals (Estimate Rs. 3,73,100).*—The outlay during the year was Rs. 1,44,789 and to the end of the year Rs. 2,37,540. The work is expected to be completed in 1927-28.

(2) *Excavating subsidiary drains to the Motur left side drain (Estimate Rs. 20,700).*—The outlay during the year was Rs. 7,201 and to the end of the year Rs. 10,030.

(3) *Improvements to the Egnipad aqueduct at 20 miles 19 chains of the Ryves canal (Estimate Rs. 33,000).*—The work was started during the year and the outlay was Rs. 21,615.

(4) *Constructing an arched bridge across the Elore canal at Atkur (Estimate Rs. 30,200).*—The outlay during the year was Rs. 4,784 and to the end of the year Rs. 27,599. The work was practically completed.

(5) *Diversion of the Nallamala drain (Estimate Rs. 7,35,000).*—The outlay during the year was Rs. 2,48,954 and to the end of the year Rs. 3,33,154.

(6) *Replacing the existing 3-ft. shutters of the Kistna anicut at Bezvadu by shutters 6 feet high.*—The work was completed at a cost of Rs. 4,14,338 against the estimate of Rs. 3,95,762. It will be closed after receipt of credits for the articles returned to the Public Works Stores, Madras.

13. *Working expenses—(a) Extensions and Improvements.*—The outlay was Rs. 97,124 against Rs. 60,429 in the previous year and Rs. 37,726, the average of the triennium ending 1925-26. The increase was due to the execution of certain more urgent and important works during the year.

(b) *Maintenance and Repairs.*—The expenditure under the head was Rs. 6,39,977 against Rs. 4,25,272 in 1925-26 and Rupees 3,65,862, the average of the previous triennium. The increase was due to repairing the damage to the anicut caused by the formation of deep scours in the second and third aprons of the anicut.

14. The navigations receipts and charges amounted to Rupees 1,01,536 and Rs. 81,099 against Rs. 1,05,393 and Rs. 64,394, respectively, in the previous year. The figure under 'ton-mileage' was 10,392,280 against 11,950,392 in 1925-26. The value of goods carried was estimated at Rs. 2,98,23,947 against Rs. 3,54,90,304 in the previous year.

15. The area irrigated was as shown below :—

	Average of the triennium ending 1925-26.	During 1925-26.	During 1926-27.
	ACS.	ACS.	ACS.
First crop ...	759,487	759,268	783,613
Second crop ...	1,738	966	1,305

The increase under first crop was due to the fact that the canals received steady supply owing to the erection of 6-ft. shutters on the anicut. The extent of sugarcane cultivation was 235 acres against 162 acres in 1925-26.

16. The gross revenue and working expenses amounted to Rs. 41,05,936 and Rs. 11,66,416, respectively, against Rs. 33,68,158 and Rs. 9,00,244 in 1925-26. The profit after paying interest charges amounted to Rs. 23,43,706 which represents a return of 12.82 per cent on the capital outlay against 13.56 per cent in 1925-26 and 14.92 per cent in 1924-25.

17. There were no rains till towards the close of June 1926 and almost none after the 11th September. Though the rainfall was poor, transplantation was almost completed by the end of August since the canals received steady supply owing to the installation of 6-ft. shutters on the anicut and the consequent low freshes in the river during the period. The river began to fail after the 15th October. But the higher shutters and various minor improvements carried out helped to bring about a good harvest throughout the delta.

The ultimate ayacut of the Kistna Western delta was raised from 310,000 acres to 320,000 acres and steps were being taken to localise the additional extent.

The following table shows the dates of closure and re-opening of the canals in the Kistna delta :—

Canals.		Date of opening.	Date of closure.
Eastern canal.	Delta Main	3rd June 1926.	3rd April 1927.
Western canal.	Delta Main	10th June 1926.	18th March 1927.

NOTE.—The Bander canal was closed on the 1st February 1927 to facilitate work on locks and bridges.

No. 5, Divi Pumping System.

18. The capital outlay during the year amounted to Rs. 14,390 which was incurred chiefly on "improving and extending the south channel from 0 mile $2\frac{1}{2}$ chains to 4 miles 45 chains". The outlay on the work to the end of the year was Rs. 11,860 against the estimate of Rs. 16,000.

19. The expenditure under "Extensions and Improvements" and "Maintenance and Repairs" amounted to Rs. 2,688 and Rs. 1,07,126, respectively, against Rs. 8,703 and Rs. 1,05,500 in the previous year.

20. The area irrigated was 36,954 acres first crop against 34,118 acres in 1925-26.

21. The gross revenue and working expenses amounted to Rs. 2,27,881 and Rs. 1,36,842, respectively, against Rs. 2,25,301 and Rs. 1,58,513 in the previous year. The net revenue was Rs. 91,039. The deficit after paying interest charges was Rs. 4,919 which is 0.19 per cent on the capital outlay against 1.04 per cent in 1925-26.

22. The season was unfavourable and pumping was commenced on the 3rd July 1926. Transplantation was commenced on the 10th July and was completed by the first week of September. The irrigation season lasted for 151 days against 148 days in the previous year. The rainfall was poor and direct supply was drawn from the river for 10 days against 5 days in 1925-26. Pumping was necessary for 141 days against 143 days in the previous year.

No. 6, Pennar River Canals System.

23. There was no expenditure under Capital account.

24. The outlay under "Extensions and Improvements" and "Maintenance and Repairs" was Rs. 3,406 and Rs. 74,508 respectively against Rs. 6,461 and Rs. 68,048 in the previous year.

25. The area irrigated was 156,626 acres first crop and 3,289 acres second crop against 158,122 acres and 48,160 acres respectively in the previous year. The large decrease under second crop was due to want of timely and adequate rainfall. The extent of indigo cultivation was 1,691 acres.

26. The gross revenue amounted to Rs. 5,62,483 and the working expenses to Rs. 90,831. The net revenue was Rs. 4,71,652 against Rs. 6,25,205 in the previous year. The profits after deducting interest charges amounted to Rs. 2,79,292 which represents a return of 4.13 per cent on the capital outlay against 6.40 per cent in 1925-26. The decrease was due to the fall in the extent irrigated during the year.

27. The year was characterized by failure of rain. The crops were however saved from drought by the excavation of spring channels in the river and careful regulation of water in the Kanigiri reservoir.

No. 7, Basavannah Channel.

28. The widening of the existing channel and earthwork in the extension channel were started during the year. The improvements to head sluice and the excavation of the feeder channel to the Boya channel were in progress. The raising of the Valvapuri anicut was also in progress. The outbreak of cholera in the locality retarded the progress of works to some extent. The outlay on the project during the year was Rs. 90,131 and to the end of the year Rs. 1,10,572 against the estimate of 4.24 lakhs.

No. 8, Cumbum Tank.

29. No expenditure was incurred under Capital account.

30. The outlay under "Extensions and Improvements" and "Maintenance and Repairs" was Rs. 478 and Rs. 1,806 respectively against an expenditure of Rs. 1,838 under the latter head in 1925-26.

31. The area irrigated was 5,642 acres first crop and 248 acres second crop against 5,564 acres and 1,842 acres respectively in the previous year. The decrease was due to the unfavourable character of the season.

32. The gross revenue amounted to Rs. 449 and the working expenses to Rs. 2,090. There was thus a deficit of Rs. 1,641 or 1.90 per cent of the capital outlay against a net revenue of Rupees 4,006 or 4.64 per cent in 1925-26. The decrease was due to the fall in the extent irrigated under second crop and to the grant of larger remissions.

No. 9, Arkenkota Channel.

33. There was no expenditure under Capital account.

34. The outlay under "Extensions and Improvements" and "Maintenance and Repairs" was Rs. 506 and Rs. 10,113 respectively against Rs. 131 and Rs. 7,229 in the previous year.

35. The area irrigated was 4,656 acres first crop and 656 acres second crop against 4,636 acres and 545 acres respectively in 1925-26.

36. The gross revenue amounted to Rs. 20,272 and the working expenses to Rs. 13,042. The net revenue was thus Rs. 7,230 against Rs. 9,573 in the previous year. The profit after paying interest charges was Rs. 2,549 which is 1.76 per cent on the capital outlay against 3.39 per cent in 1925-26.

No. 10, Thadepalli Channel.

37. The capital outlay during the year amounted to Rs. 612 which was incurred on the construction of sheds for 3 lasears at the Kodiveri anicut (Estimate Rs. 1,540).

38. The expenditure under "Extensions and Improvements" and "Maintenance and Repairs" was Rs. 1,253 and Rs. 17,747 respectively against Rs. 65 and Rs. 15,322 in the previous year.

39. The area irrigated was 15,200 acres first crop and 2,357 acres second crop against 15,150 acres and 1,582 acres respectively in 1925-26.

40. The gross revenue amounted to Rs. 66,295 and the working expenses to Rs. 22,313. The net revenue was thus Rs. 43,982 against Rs. 48,522 in the previous year. The profit after deducting interest charges was Rs. 38,487 which is 21.82 per cent on the capital outlay against 24.48 per cent in 1925-26.

No. 11, Kalingarayan Channel.

41. There was no expenditure under Capital account.

42. The outlay under "Extensions and Improvements" and "Maintenance and Repairs" was Rs. 293 and Rs. 11,595 respectively against Rs. 368 and Rs. 13,717 in the previous year.

43. The area irrigated was 12,236 acres first crop and 11,517 acres second crop against 12,247 acres and 10,878 acres respectively in 1925-26.

44. The gross revenue amounted to Rs. 52,117 and the working expenses to Rs. 12,223. The net revenue was thus Rs. 39,894 against Rs. 34,769 in the previous year. The profit after deducting interest charges was thus Rs. 34,042 which is 18.86 per cent on the capital outlay against 16.02 per cent in 1925-26.

No. 12, Palar Ancient System.

45. The capital outlay during the year amounted to Rs. 1,286 which was incurred on the construction of a masonry dam across the surplus channels Nos. I and II of the Dusi-Mamundur tank, a part contribution work. This amount represents the transfer of the excess debit originally made to the contribution share. The work was completed at a cost of Rs. 6,238 against the estimate of Rs. 9,072.

46. The outlay under "Extensions and Improvements" and "Maintenance and Repairs" was Rs. 9,042 and Rs. 50,554, respectively, against Rs. 8,515 and Rs. 53,540 in the previous year.

47. The area irrigated was 71,516 acres first crop and 13,371 acres second crop against 78,786 acres and 31,674 acres respectively in 1925-26. The decrease was due to the unfavourable character of the season.

48. The gross revenue amounted to Rs. 1,23,253 and the working expenses to Rs. 78,662. The net revenue was Rs. 44,591 against Rs. 1,29,104 in the previous year. The fall was due to the grant of remissions on a large scale. The deficit after paying interest charges was Rs. 33,814 which is 1.37 per cent on the capital outlay against a profit of 2.07 per cent in 1925-26.

No. 13, Chembrambakkam Tank.

49. No expenditure was incurred under Capital account.

50. The outlay under "Extensions and Improvements" and "Maintenance and Repairs" was Rs. 253 and Rs. 6,412, respectively, against Rs. 140 and Rs. 5,101 in 1925-26.

51. The area irrigated was 13,109 acres first crop and 4,903 acres second crop against 13,174 acres and 2,841 acres respectively in the previous year.

52. The gross revenue amounted to Rs. 43,563 and the working expenses to Rs. 3,953. The net revenue was thus Rs. 39,610 against Rs. 37,980 in 1925-26. The profit after deducting interest charges was Rs. 17,686 which is 2·31 per cent on the capital outlay against 2·11 per cent in the previous year.

No. 14, Poiney Anicut System.

53. There was no expenditure under capital account.

54. The outlay under "Extensions and Improvements" and "Maintenance and Repairs" was Rs. 255 and Rs. 15,913, respectively, against Rs. 2,559 and Rs. 15,905 in 1925-26.

55. The area irrigated was 22,589 acres first crop and 5,061 acres second crop against 21,995 acres and 8,512 acres, respectively, in the previous year. The fall under second crop was due to want of timely rains.

56. The gross revenue amounted to Rs. 68,939 and the working expenses to Rs. 19,581. The net revenue was thus Rs. 49,358 against Rs. 52,699 in the previous year. The profit after deducting interest charges was Rs. 38,291 equivalent to a return of 12·60 per cent on the capital outlay against 13·76 per cent in 1925-26.

No. 15, Cheyyar Anicut System.

57. The capital outlay during the year amounted to Rs. 3,106 which was incurred on 'combining the Thellur large and small tanks'. The outlay on the work to the end of the year was Rs. 8,708. The work is in progress.

58. The expenditure under "Extensions and Improvements" and "Maintenance and Repairs" was Rs. 3,696 and Rs. 17,505, respectively, against Rs. 2,016 and Rs. 26,068 in 1925-26.

59. The area irrigated was 20,702 acres first crop and 5,853 acres second crop against 21,241 acres and 14,482 acres, respectively, in the previous year. The large fall under second crop was due to the unfavourable character of the season. The extent of sugarcane cultivation was 66 acres against 94 acres in 1925-26.

60. The gross revenue amounted to Rs. 54,068 and the working expenses to Rs. 24,743. The net revenue was thus Rs. 29,325 against Rs. 37,515 in 1925-26. The fall was due to the grant of remissions on a large scale. The profit after paying interest charges was Rs. 10,894 which is 2·10 per cent on the capital outlay against 3·82 per cent in the previous year.

61. There were no floods of any importance during the year, but there was a slight overflow over the crest of the anicut on the 11th September 1926, when 2·5 feet of water passed over the crest against the recorded maximum of 12·90 feet on the 31st December 1903.

No. 16, Tirukkoyilur Anicut System.

62. The capital outlay amounted to Rs. 798 which was incurred on 'constructing a silt and a dividing wall in front of the head sluice at the right flank of the anicut'. The work was completed at a cost of Rs. 2,600 against the estimate of Rs. 2,900.

63. The expenditure under "Extensions and Improvements" and "Maintenance and Repairs" was Rs. 1,418 and Rs. 17,045, respectively, against Rs. 2,753 and Rs. 11,588 in 1925-26.

64. The area irrigated was 25,373 acres first crop and 3,739 acres second crop against 26,227 acres and 5,766 acres, respectively, in the previous year. The fall was due to the unfavourable character of the season. The extent of sugarcane cultivation was 567 acres against 480 acres in 1925-26.

65. The gross revenue and working expenses amounted to Rs. 55,778 and Rs. 19,961, respectively, against Rs. 76,797 and Rs. 16,740 in 1925-26. The net revenue was Rs. 35,817 against Rs. 60,057 in the previous year. The fall was due to the grant of remissions on a large scale. The profit after deducting interest charges was Rs. 22,722 equivalent to a return of 5.78 per cent on the capital outlay against 11.98 per cent in the previous year.

66. There were no floods of any importance in the Ponnar during the year. The rainfall was also below the average of the previous year.

No. 17, Shatiatope Anicut System.

67. The capital outlay during the year amounted to Rs. 7,096, which was incurred on "Improvements to the Veeranam Tank" (Estimate Rs. 74,600).

68. The expenditure under "Extensions and Improvements" and "Maintenance and Repairs" was Rs. 8,681 and Rs. 21,744 against Rs. 2,015 and Rs. 17,805, respectively, in 1925-26.

69. The area irrigated was 32,757 acres first crop and 5,037 acres second crop against 32,151 acres and 4,793 acres, respectively, in the previous year. The extent of sugarcane cultivation was 33 acres.

70. The gross revenue and working expenses amounted to Rs. 1,42,260 and Rs. 43,598, respectively, against Rs. 1,32,983 and Rs. 31,822 in the previous year. The profit after deducting interest charges was Rs. 67,930 equivalent to a return of 6.92 per cent on the capital outlay against 7.25 per cent in 1925-26.

71. The highest flood level during the year was 7.0 feet over the crest of the anicut on 7th November 1926 against the recorded maximum of 19.5 feet in 1880. The supply from the Vellar was

poor, but this was made up by the good supply received from the Veeranam Tank which received abundant supply from the Coleroon. The season was generally favourable and the output of crops was good.

No. 18, Toludur (Willingdon) Reservoir.

72. The capital outlay on the project to the end of the year was Rs. 26,04,357 against the estimate of Rs. 32,10,000.

73. The expenditure under "Extensions and Improvements" and "Maintenance and Repairs" was Rs. 2,996 and Rs. 17,438 against Rs. 121 and Rs. 11,626, respectively, in the previous year.

74. The area irrigated was 16,161 acres first crop and 1,803 acres second crop against 11,944 acres and 2,009 acres, respectively, in 1925-26. The extent of sugarcane cultivation was 55 acres.

75. The gross revenue and working expenses amounted to Rs. 1,07,100 and Rs. 31,245, respectively. The net revenue was Rs. 75,855 against Rs. 53,557 in 1925-26. The deficit after paying interest charges was Rs. 36,532 which is 1.40 per cent on the capital outlay against 2.08 per cent in the previous year.

76. There were no floods of any importance in the Vellar during the year. Consequent on allowing full supply in the main supply channel from the reservoir, the banks were slightly weakened. These will be strengthened in 1927-28.

The highest level in the reservoir was 27.70 feet on the 10th November 1926 against 26.60 feet in the previous year. The ayacut has increased by 45 per cent and the progress is satisfactory.

No. 19, Mehamathur Anicut System.

77. There was no expenditure under capital account.

78. The outlay under "Maintenance and Repairs" was Rs. 4,031 against Rs. 2,840 in the previous year.

79. The area irrigated was 4,590 acres first crop and 533 acres second crop against 4,603 acres and 157 acres, respectively, in 1925-26. The extent of sugarcane cultivation was 82 acres.

80. The gross revenue and working expenses amounted to Rs. 21,084 and Rs. 5,361 respectively against Rs. 20,552 and Rs. 4,076 in 1925-26. The profit after deducting interest charges was Rs. 13,226 equivalent to a return of 17.55 per cent on the capital outlay against 18.56 per cent in the previous year.

81. There were no floods in the river since November 1926 and there was scarcity of water during the latter part of the irrigation season. Consequently there was a total failure of crops in some of the portions and partial failure in some other portions.

No. 20, Vriddhachalam Anicut System.

82. No expenditure was incurred under capital account.

83. The expenditure under "Extensions and Improvements" and "Maintenance and Repairs" was Rs. 637 and Rs. 7,371, respectively, against Rs. 294 and Rs. 5,359 in 1925-26.

84. The area irrigated was 9,266 acres first crop and 464 acres second crop against 8,825 acres and 481 acres, respectively, in the previous year.

85. The gross revenue and working expenses amounted to Rs. 35,001 and Rs. 11,882, respectively, against Rs. 32,321 and Rs. 9,445 in 1925-26. The profit after deducting interest charges was Rs. 20,320 equivalent to a return of 23.44 per cent on the capital outlay against 23.16 per cent in the previous year.

86. The supply from the anicut was poor. Owing to the failure of the north-east monsoon scarcity of water was keenly felt in the Chidambaram section. The situation was however relieved to a certain extent by closing the south main channel and diverting all the available supply in the north main channel.

No. 21, Pelandorai Anicut System.

87. The capital outlay during the year amounted to Rs. 1,243 which was incurred on "Improvements to the outlets of the Pelandorai main channel." The total outlay on the work to the end of the year was Rs. 1,741 against the estimate of Rs. 3,920.

88. The outlay under "Extensions and Improvements" and "Maintenance and Repairs" amounted to Rs. 902 and Rs. 12,289 respectively against Rs. 7,199 and Rs. 10,599 in the previous year.

89. The area irrigated was 12,582 acres first crop and 524 acres second crop against 12,326 acres and 280 acres, respectively, in 1925-26. The extent of sugarcane cultivation was 96 acres against 108 acres in the previous year.

90. The gross revenue and working expenses amounted to Rs. 54,683 and Rs. 19,321, respectively, against Rs. 53,745 and Rs. 27,186 in the previous year. The profit after deducting interest charges was Rs. 13,191 equivalent to a return of 1.90 per cent on the capital outlay against 0.66 per cent in 1925-26.

91. The floods were below normal. The season was on the whole favourable.

No. 22, Lower Coleroon Anicut System.

92. The capital outlay during the year amounted to Rs. 2,36,943 which was incurred chiefly on the following works:—

(1) *Improvements to the Vadavar (estimate Rs. 2,01,000).*—The outlay during the year was Rs. 76,225 and to the end of the year Rs. 1,00,421.

(2) *Improvements to the Vettu Vaikal (estimate Rs. 74,500).*—The outlay during the year was Rs. 35,430 and to the end of the year Rs. 54,749.

(3) *Improvements to the Veeranam tank (estimate Rs. 1,65,400).*—The outlay during the year was Rs. 27,861 and to the end of the year Rs. 28,956.

(4) *Improvements to the Lower Anicut across the Coleroon (estimate Rs. 8,16,000).*—The work was sanctioned late in the year and the outlay incurred was Rs. 48,312.

93. The expenditure under "Extensions and Improvements" and "Maintenance and Repairs" was Rs. 34,564 and Rs. 1,40,725, respectively, against Rs. 33,520 and Rs. 1,65,967 in the previous year.

94. The area irrigated was 109,837 acres first crop and 7,123 acres second crop against 109,453 acres and 6,568 acres, respectively, in 1925-26.

95. The gross revenue and working expenses amounted to Rs. 4,32,386 and Rs. 2,33,583, respectively, against Rs. 4,25,742 and Rs. 2,75,493 in the previous year. The profit after deducting interest charges was Rs. 1,25,709 representing a return of 5.56 per cent on the capital outlay against 4.24 per cent in 1925-26.

96. The season was on the whole favourable. There were continuous freshes in the river during the south-west monsoon. The supply was however scanty and inadequate from October onwards. The maximum flood level at the Lower Anicut was 12 feet on 11th August 1926, the previous recorded maximum being 18.85 feet on the 28th July 1924.

No. 23, Cauvery Delta System.

97. The capital outlay during the year amounted to Rs. 5,61,513 which was incurred chiefly on the following works:—

(1) *Providing scouring sluices to the Grand Anicut and constructing a retaining wall between the Cauvery-Vennar Regulator and the scouring sluices (estimate Rs. 5,08,000).*—The outlay during the year was Rs. 1,86,710 and to the end of the year Rs. 4,46,370.

(2) *Constructing a road dam between 14/7 and 16/1 of the Cauvery left bank above the Grand Anicut (estimate Rs. 4,64,000).*—The outlay during the year was Rs. 1,10,193 and to the end of the year Rs. 2,29,711.

(3) *Constructing a bed regulator in the Cauvery above the Grand Anicut (estimate Rs. 2,32,600).*—The outlay during the year was Rs. 70,983 and to the end of the year Rs. 1,92,452. The work was practically completed.

(4) *Improvements to the Jambu Cauvery.*—The outlay to the end of the year was Rs. 45,825 against the estimate of Rs. 50,000. The work was almost completed.

(5) *Improvements to the Vettar lower reach from the Engan regulator to the Devanadi regulator (estimate Rs. 35,300).*—The work was sanctioned late in the year and an outlay of Rs. 884 was incurred on the shutter articles required for the work.

(6) *Improvements to the lower reaches of the Cauvery from the infall of the Ayyavayyanar to the sea (estimate Rs. 2,63,000).*—The outlay during the year was Rs. 99,777 and to the end of the year Rs. 2,32,522. The work is expected to be completed in 1927-28.

98. *Working expenses—(a) Extensions and improvements.*—The outlay was Rs. 88,194 against Rs. 1,45,339 in the previous year and Rs. 96,005, the average of the triennium ending 1925-26. Heavy expenditure was incurred in the previous year on the execution of certain special works.

(b) *Maintenance and repairs.*—The expenditure was Rs. 6,45,800 against Rs. 5,41,750 in 1925-26 and Rs. 5,23,172, the average of the previous triennium. The increase was due to the execution of river conservancy works on a large scale.

99. The area irrigated was as shown below :—

	Average of the triennium ending 1926-26.	During 1925-26.	During 1926-27.
	ACS.	ACS.	ACS.
First crop	878,181	886,990	889,376
Second crop	87,634	91,296	88,506

100. The gross revenue was Rs. 17,46,933 against Rs. 17,77,214 in the previous year and Rs. 16,60,326, the average of the triennium ending 1925-26. The working expenses amounted to Rs. 8,68,970 against Rs. 8,09,740 in 1925-26 and Rs. 7,47,034, the average of the previous triennium. The net revenue of the year was Rs. 8,77,963 against Rs. 9,67,474 in 1925-26 and Rs. 9,13,292, the average of the previous triennium. The profit after deducting interest charges amounted to Rs. 6,44,264 which is 10.07 per cent on the capital outlay against 13.21 per cent in 1925-26 and 8.47 per cent in 1924-25.

101. The season was generally favourable. Supply was abundant during the south-west monsoon. From the middle of November the north-east monsoon was very deficient and there was in consequence some failure of second crop though all possible timely steps were taken to supply water to the tail end villages.

No. 24, Nandiyar Channel System.

102. There was no expenditure under capital account.

103. The outlay under 'Extensions and Improvements' and 'Maintenance and Repairs' was Rs. 66 and Rs. 15,903, respectively, against an expenditure of Rs. 8,670 under the latter head in the previous year. The increase under 'Maintenance and Repairs' was due to certain urgent repairs carried out to the Nandiyar anicut.

104. The area irrigated was 6,640 acres first crop and 2,201 acres second crop against 6,664 acres and 2,379 acres respectively in 1925-26.

105. The gross revenue and working expenses amounted to Rs. 10,270 and Rs. 17,419 respectively against Rs. 10,989 and Rs. 7,435 in the previous year. There was thus a deficit of Rupees 7,149 or 10.83 per cent of the capital outlay against a net revenue of Rs. 3,504 or 5.33 per cent in 1925-26. The decrease was due to the heavy expenditure incurred under 'Maintenance and Repairs'.

No. 25, Kattalai Anicut Scheme.

106. The expenditure during the year was Rs. 3.40 lakhs and to the end of the year Rs. 9.18 lakhs against the estimate of Rupees 10.01 lakhs. The excavation of the South Bank canal from the right bank of the Cauvery at the Kattalai ferry was completed and the channel was opened for irrigation on the 23rd July 1926.

The other works connected with the scheme, viz.,—

- (1) High level channel from the South Bank canal above the Lalapet weir,
- (2) Bed regulator,
- (3) Kattalai North Bank canal, and
- (4) High level channel for the irrigation of sanded areas at Murungapet

were under the consideration of the local officers and estimates were awaited.

No. 26, Cauvery-Mettur Project.

107. The project works were in charge of one Superintending Engineer till the middle of November 1926 when a second Superintending Engineer was appointed. There were thus two circles of

superintendence—one for the Headworks and the other for the Canal system. There were three divisions at the Headworks and two in the Canal system in the beginning of the year. They were increased to four and three respectively towards the close of the year. A temporary Collector and ten Deputy Collectors were in charge of land acquisition.

108. The project made good progress in respect of the preliminary and preparatory works, viz., the formation of a standing camp to house 5,060 coolies at Mettur, the construction of quarters for officers, subordinates and clerks and the provision of a protected water-supply. The road from the Erode Railway Station to Mettur was metalled and bridged almost throughout. Good progress was also made on the 'Coffer dam' (a low concrete walled enclosure to enable work to be commenced in the river-bed as soon after the flood season as possible) as well as in the excavation of foundations for the main dam. The Ellis saddle which is to be one of the main surpluses was partly cleared and levels taken to determine the details for the construction of the surplus arrangements. Materials required for the construction of the dam were collected. The demarcation of the new F.R.L. of the reservoir was also in progress.

109. The health of the camp was kept almost normal throughout the year. There was an outbreak of cholera in July 1926 which resulted in 30 attacks and 16 deaths in the Headworks area. The members affected were mostly among the cooly population and necessary preventive measures were immediately taken and the epidemic brought under control. In December a few malarial cases occurred in the Kullaveerampatti camp. When the fever rate due to malaria showed a tendency to rise in February 1927, mass quinine was adopted.

110. The main work done in the Canal system during the year consisted of—

- (1) Canal and distributary alignments and demarcation of lands;
- (2) Preparation of land plans;
- (3) Preliminary arrangements for starting the execution of works; and
- (4) Construction of inspection bungalows and offices and quarters for certain officers.

Actual execution of some of the masonry works was commenced. Earthwork was also started on the Grand Anicut canal except in the portion reserved for mechanical excavators, on the Tanjore town cutting, on the Kalianodai and on the Vadavar extension canal and fair progress was made during the last three months of the year. The Grand Anicut canal down to its entrance into the Pudukkottai

State was aligned and land plans prepared; a length of 200 miles of its branch canals and distributaries was also aligned. In the Vadavar block the Vadavar extension canal was aligned and demarcated; a length of 54 miles of its distributaries was also aligned.

111. The rainfall was below normal during the year. This helped in the steady supply of unskilled labour.

112. The officer who went to England on deputation to decide a scheme of plant returned in January 1927 and submitted to Government a scheme costing about Rs. 50 lakhs and capable of laying nearly 3,000 tons of concrete in a day. The orders of Government were awaited. An order was placed with the Director-General of Stores for the supply of two Diesel electric drag line excavators for the main canal at a cost of about Rs. 2.12 lakhs each.

113. The Consulting Engineer to the Government of India visited the new dam-site and approved of it.

114. The outlay on the project during the year was Rs. 52.84 lakhs and to the end of the year Rs. 61.53 lakhs against the estimate of Rs. 6.12 crores.

No. 27, Periyar System.

115. The capital outlay during the year was Rs. 42,962, which was incurred chiefly on the reconstruction of the collapsed Cumbum anicut across the Viravanar. The work was completed at a cost of Rs. 33,273 against the estimate of Rs. 36,287.

116. *Working expenses—(a) Extensions and Improvements.*—The outlay was Rs. 2,18,629 against Rs. 2,05,613 in the previous year.

(b) *Maintenance and Repairs.*—The expenditure was Rupees 1,71,742 against Rs. 1,49,103 in 1925-26. The increase was due to the execution of certain urgent works considered necessary for the proper upkeep of the system. The amount includes Rs. 42,965 annually paid to the Travancore Darbar for the land occupied by the Periyar lake.

117. The area irrigated compares as shown below :—

Crop.	Average of the triennium ending 1925-26.	During 1925-26.	During 1926-27.
	ACS.	ACS.	ACS.
First crop	131,741	131,884	131,925
Second crop	50,675	50,235	49,600

118. The gross revenue and working expenses amounted to Rs. 9,04,373 and Rs. 5,24,404, respectively, against Rs. 8,92,209 and Rs. 4,62,971 in the previous year. The net revenue was

thus Rs. 3,79,969 against Rs. 4,29,238 in 1925-26. The fall was due to the heavy expenditure incurred under "Maintenance and Repairs". The profit after deducting interest charges amounted to Rs. 31,835 which is 0.29 per cent on the capital outlay against 0.77 per cent in 1925-26 and 3.45 per cent in 1924-25.

119. The rainfall was below the average. The highest flood in the Vaigai during the year was recorded at Peranai on the 20th October 1926. The front reading of the regulator with three shutters opened 3 feet each was 9.4 feet and the rear reading was 4.90 feet. The head sluice was opened for irrigation at lake level 138.70 on the 13th June 1926 and was closed on 15th March 1927. The highest level in the Periyar lake was 149.90 on the 15th August 1926.

No. 28, Srivaikuntam Anicut System.

120. No expenditure was incurred under capital account.

121. The outlay under "Extensions and Improvements" and "Maintenance and Repairs" amounted to Rs. 39,818 and Rs. 1,78,487, respectively, against Rs. 66,287 and Rs. 88,727 in the previous year. The increase under the latter head was due to the closing of breaches caused by floods.

122. The area irrigated was 25,125 acres first crop and 18,280 acres second crop against 24,722 acres and 15,005 acres, respectively, in 1925-26. The increase under second crop was due to the cultivation of lands highly scoured or silted up by the heavy floods of 1925 and left waste in 1925-26.

123. The gross revenue amounted to Rs. 1,67,703 and the working expenses to Rs. 2,90,515. There was thus a deficit of Rs. 1,22,812 or 6.92 per cent on the capital outlay against Rs. 43,998 or 2.48 per cent in 1925-26. The fall was due to the heavy expenditure incurred under "Maintenance and Repairs".

124. There were no heavy floods during the year and the rainfall was below the average.

No. 29, Marudur Anicut System.

125. The capital outlay during the year amounted to Rs. 3,651 which was incurred on the improvements to the high level tanks under the Marudur-Kilakal channel. The outlay on the work to the end of the year was Rs. 4,835 against the estimate of Rs. 7,060. The work is in progress.

126. The expenditure under "Extensions and Improvements" and "Maintenance and Repairs" amounted to Rs. 180 and Rs. 30,808 against Rs. 1,128 and Rs. 34,888, respectively, in 1925-26.

127. The area irrigated was 17,523 acres first crop and 15,159 acres second crop against 17,504 acres and 14,407 acres, respectively, in the previous year.

128. The gross revenue and working expenses amounted to Rs. 97,499 and Rs. 39,644, respectively, against Rs. 98,885 and Rs. 45,062 in 1925-26. The profit after deducting interest charges was Rs. 55,933 representing a return of 96.22 per cent on the capital outlay against 95.58 per cent in the previous year.

CHAPTER IV—WORKS FOR WHICH CAPITAL AND REVENUE ACCOUNTS ARE KEPT.

A. IRRIGATION WORKS—UNPRODUCTIVE.

No. 30, Rushikulya System.

1. The capital outlay during the year amounted to Rs. 11,587 which was incurred on the following works:—

(1) *Providing automatic shutters to the Gumsur anicut.*—The work was completed at a cost of Rs. 15,717 against the estimate of Rs. 20,700.

(2) *Providing 3 feet falling shutters to the Gulleri anicut.*—The work was completed at a cost of Rs. 4,340 against the estimate of Rs. 4,720.

(3) *Providing a rough stone escape 1 furlong 330 feet of the 16th Distributary of the Rushikulya canal.*—The work was completed at a cost of Rs. 2,379 against the estimate of Rs. 2,390.

(4) *Providing a rough stone paving to the outlet of the 16th Distributary of the Rushikulya canal.*—The work was completed at a cost of Rs. 1,486 against the estimate of Rs. 1,560.

(5) *Constructing a masonry dam in place of the rough stone dam in Sankiya Nalla supplying Hoga tank of Lati village.*—The work was completed at a cost of Rs. 4,470 against the estimate of Rs. 4,490.

2. The expenditure under "Extensions and Improvements" and "Maintenance and Repairs" was Rs. 10,838 and Rs. 72,114, respectively, against Rs. 8,880 and Rs. 63,738 in 1925-26. The increase was due to repairing the damage caused by the heavy rains of 1924.

3. The area irrigated was 109,030 acres first crop and 1,449 acres second crop against 108,083 acres and 1,361 acres, respectively, in the previous year. The extent of sugarcane cultivation was 664 acres against 452 acres in 1925-26.

4. The gross revenue and working expenses amounted to Rs. 1,97,016 and Rs. 1,15,923 against Rs. 1,82,357 and Rs. 1,12,821,

respectively, in the previous year. The net revenue was therefore Rs. 81,093, which represents a return of 1.56 per cent on the capital outlay against Rs. 79,536 or 1.53 per cent in 1925-26.

5. The average rainfall in the catchment area was 47.33 inches against 72.47 inches in the previous year and gauges were read at three stations, the quantity recorded being 40.39 inches during the South-West Monsoon and 3.52 inches during the North-East Monsoon. As the rainfall was quite insufficient, the storage in the two reservoirs was carefully regulated and Korambu works were carried out in time. The outturn of crops was on the whole good. The water level in the Russellkonda reservoir was 44.35 feet on the 18th June 1926 when it was first opened for irrigation and the reading of the Surada reservoir was 27.90 feet on the 26th July 1926 when it was first opened.

No. 31, Nagavalli River System.

6. There was no capital outlay during the year.

7. The expenditure under "Extensions and Improvements" and "Maintenance and Repairs" amounted to Rs. 887 and Rs. 16,780, respectively, against Rs. 1,172 and Rs. 14,894 in 1925-26.

8. The area irrigated was 26,095 acres first crop and 1,324 acres second crop against 25,664 acres and 463 acres, respectively, in the previous year.

9. The gross revenue amounted to Rs. 84,298 and the working expenses to Rs. 23,765. The net revenue was therefore Rs. 60,533 which represents a return of 3.51 per cent on the capital outlay against Rs. 57,411 or 3.33 per cent in the previous year.

10. The season was not favourable and the rainfall was also poor.

No. 32, Muniyeru System.

11. No expenditure was incurred under capital account.

12. The outlay under "Extensions and Improvements" and "Maintenance and Repairs" amounted to Rs. 229 and Rs. 6,507, respectively, against Rs. 34 and Rs. 5,310 in the previous year.

13. The area irrigated was 6,859 acres first crop against 6,560 acres first crop and 7 acres second crop in 1925-26.

14. The gross revenue and working expenses amounted to Rs. 26,030 and Rs. 9,825, respectively. The net revenue was therefore Rs. 16,205 or 2.70 per cent on the capital outlay against Rs. 16,436 or 2.73 per cent in the previous year.

No. 33, Peddanayudu Tank of Chinnaraopalem.

15. No expenditure was incurred under capital account and working expenses.

16. There was no irrigation under the tank during this year also as it was not yet restored.

17. The net revenue was Rs. 1,200 or 1.89 per cent on the capital outlay against Rs. 880 or 1.39 per cent in 1925-26.

18. The question of the restoration of the tank is still under consideration.

No. 34, Bhrugubhanda Project.

19. The work has been ordered to be taken up only when necessity for famine relief arises and has therefore not been commenced.

No. 35, Jangamaheswarapuram Tank.

20. There was no expenditure under capital account.

21. The outlay under "Maintenance and Repairs" was Rs. 20 against Rs. 79 in the previous year.

22. The area irrigated was 441 acres first crop against 511 acres first crop and 23 acres second crop in 1925-26. The decrease was due to the unfavourable character of the season.

23. There was a deficit of Rs. 155 or 0.22 per cent of the capital outlay against a net revenue of Rs. 1,038 or 1.45 per cent in the previous year. The decrease was due mainly to the grant of remissions on a large scale.

No. 36, Atmakur Tank.

24. No expenditure was incurred under capital account.

25. The outlay under "Maintenance and Repairs" was Rs. 1,081 against Rs. 426 in the previous year.

26. The area irrigated was 767 acres first crop against 759 acres first crop and 3 acres second crop in 1925-26.

27. The net revenue after deducting working expenses amounted to Rs. 204 or 0.17 per cent on the capital outlay against Rs. 978 or 0.79 per cent in the previous year.

No. 37, Dondapad Tank.

28. There was no expenditure under capital account.

29. The outlay under "Maintenance and Repairs" was Rs. 316.

30. The area irrigated was 200 acres first crop against 255 acres first crop and 77 acres second crop in 1925-26. The decrease was due to the unfavourable character of the season.

31. The net revenue after deducting working expenses was Rs. 415 or 0.30 per cent on the capital outlay against Rs. 1,131 or 0.81 per cent in the previous year.

No. 38, Bhavanasi Tank.

32. There was no capital outlay during the year.

33. The expenditure under "Extensions and Improvements" and "Maintenance and Repairs" was Rs. 504 and Rs. 4,933, respectively, against Rs. 80 and Rs. 3,550 in the previous year.

34. The area irrigated was 473 acres first crop and 111 acres second crop against 399 acres and 233 acres, respectively, in 1925-26. The fall under second crop was due to want of timely rains.

35. The gross revenue and working expenses amounted to Rs. 4,606 and Rs. 7,397, respectively. There was thus a deficit of Rs. 2,791 or 1.05 per cent of the capital outlay against Rs. 589 or 0.23 per cent in the previous year.

No. 39, Mopad Reservoir.

36. No expenditure was incurred under capital account.

37. The outlay under "Extensions and Improvements" and "Maintenance and Repairs" was Rs. 589 and Rs. 9,711, respectively, against Rs. 4,955 under the latter head in 1925-26.

38. The area irrigated was 4,348 acres first crop and 804 acres second crop against 4,985 acres and 1,368 acres, respectively, in the previous year. The decrease was due to inadequate supply received during the year.

39. The gross revenue and working expenses amounted to Rs. 38,171 and Rs. 15,249, respectively. The net revenue was thus Rs. 22,922 which is 1.00 per cent on the capital outlay against Rs. 35,761 or 1.56 per cent in 1925-26.

No. 40, Hajipuram Tank.

40. There was no capital outlay during the year.

41. The expenditure under "Extensions and Improvements" and "Maintenance and Repairs" was Rs. 137 and Rs. 387, respectively, against Rs. 262 and Rs. 203 in the previous year.

42. The area irrigated was 562 acres first crop against 761 acres first crop and 594 acres second crop in 1925-26. The fall was due to the unfavourable character of the season.

43. The net revenue amounted to Rs. 1,146 or 0.37 per cent on the capital outlay against Rs. 4,423 or 1.42 per cent in the previous year.

No. 41, Ponnalur Tank.

44. No expenditure was incurred under capital account.

45. The outlay under "Extensions and Improvements" and "Maintenance and Repairs" was Rs. 1,696 and Rs. 610, respectively, against Rs. 1,100 and Rs. 205 in the previous year.

46. The area irrigated was 747 acres first crop and 28 acres second crop against 804 acres and 163 acres, respectively, in 1925-26. The fall was due to the unfavourable character of the season.

47. There was a deficit of Rs. 467 or 0.21 per cent of the capital outlay against a net revenue of Rs. 2,963 or 1.36 per cent in the previous year.

No. 42, Anamasamudram-Beraperu Tank.

48. There was no expenditure under capital account.

49. The outlay under "Extensions and Improvements" was Rs. 388 and that under "Maintenance and Repairs", Rs. 3,390.

50. The area irrigated was 679 acres first crop against 1,010 acres first crop and 298 acres second crop in 1925-26. The fall was due to want of timely rains.

51. There was a deficit of Rs. 6,889 or 9.36 per cent of the capital outlay against a net revenue of Rs. 2,235 or 3.04 per cent in the previous year. The decrease was due to the heavy expenditure incurred under "Maintenance and Repairs" and to the fall in the extent irrigated.

No. 43, Yerur Tank.

52. No expenditure was incurred under capital account.

53. The outlay under "Maintenance and Repairs" was Rs. 228.

54. The area irrigated was 206 acres first crop and 1 acre second crop against 1,516 acres first crop in 1925-26. The decrease was due to the unfavourable character of the season.

55. There was a deficit of Rs. 1,379 or 2.18 per cent of the capital outlay against a net revenue of Rs. 3,151 or 4.97 per cent in the previous year. The decrease was due to the fall in the extent irrigated and to the grant of remissions on a large scale.

No. 44, Sagileru System.

56. There was no capital expenditure during the year.

57. The outlay under "Maintenance and Repairs" was Rs. 4,009 against Rs. 2,131 in 1925-26.

58. The area irrigated was 3,610 acres first crop and 61 acres second crop against 4,103 acres and 1,494 acres, respectively in the previous year. The fall was due to want of timely rains. The extent of sugarcane cultivation was 81 acres against 216 acres in 1925-26.

59. There was a deficit of Rs. 6,156 or 1.32 per cent of the capital outlay against a net revenue of Rs. 4,528 or 0.97 per cent in 1925-26. The decrease in second crop cultivation and increase in remissions account for the heavy fall in revenue.

No. 45, Markapur Tank.

60. The capital outlay during the year amounted to Rs. 1,192 which was incurred on "Improvements to No. 1 distributary." The work was completed at a cost of Rs. 5,882 against the estimate of Rs. 7,618.

61. The expenditure under "Extensions and Improvements" and "Maintenance and Repairs" was Rs. 38 and Rs. 2,158, respectively, against Rs. 44 and Rs. 1,748 in the previous year.

62. The area irrigated was 1,118 acres first crop and 12 acres second crop against 1,523 acres and 590 acres, respectively in 1925-26. The decrease was due to want of timely rains.

63. There was a deficit of Rs. 478 or 0.37 per cent of the capital outlay against a net revenue of Rs. 2,383 or 1.86 per cent in the previous year.

No. 46, Yellanur Tank.

64. No expenditure was incurred under capital account.

65. The outlay under "Maintenance and Repairs" was Rs. 69 against Rs. 89 in the previous year.

66. The area irrigated was 867 acres first crop and 183 acres second crop against 875 acres and 68 acres, respectively, in 1925-26.

67. The net revenue was Rs. 4,240 or 1.57 per cent on the capital outlay against Rs. 4,096 or 1.52 per cent in the previous year.

No. 47, Kocheruvu Tank.

68. There was no expenditure under capital account.

69. The outlay under "Extensions and Improvements" and "Maintenance and Repairs" was Rs. 404 and Rs. 1,381, against an expenditure of Rs. 510 under the latter head in 1925-26.

70. The area irrigated was 145 acres first crop and 26 acres second crop against 149 acres and 25 acres, respectively in the previous year.

71. There was a deficit of Rs. 2,792 or 2.06 per cent of the capital outlay against Rs. 1,035 or 0.76 per cent in the previous year.

No. 48, Siddapur Tank.

72. There was no capital outlay during the year.

73. The expenditure under "Maintenance and Repairs" was Rs. 992 against Rs. 1,030 in the previous year.

74. There was no irrigation as the tank received no supply. The extent irrigated in 1925-26 was 295 acres first crop.

75. There was a deficit of Rs. 1,376 or 0.17 per cent of the capital outlay against Rs. 308 or 0.04 per cent in the previous year.

No. 49, Nagavaram Anicut and Supply Channel.

76. No expenditure was incurred under capital account and working expenses.

77. The area irrigated was 620 acres first crop and 387 acres second crop against 620 acres and 465 acres respectively in the previous year.

78. The net revenue was Rs. 1,850 or 1.68 per cent on the capital outlay against Rs. 2,013 or 1.83 per cent in 1925-26.

No. 50, Venkatapuram Tank.

79. No expenditure was incurred under capital account.

80. The outlay under "Maintenance and Repairs" was Rs. 389 against Rs. 401 in the previous year.

81. The area irrigated was 242 acres first crop and 81 acres second crop against 189 acres and 29 acres respectively in 1925-26.

82. The net revenue was Rs. 458 or 0.12 per cent on the capital outlay against Rs. 179 or 0.05 per cent in the previous year.

No. 51, Kurnool-Cuddapah Canal.

83. The capital outlay during the year amounted to Rs. 1,797 which was incurred on the excavation of a minor distributary at 22 miles 6 furlongs 290 feet of the Chepad channel. The work was completed at a cost of Rs. 1,296 against the estimate of Rs. 1,420.

84. The expenditure under "Extensions and Improvements" and "Maintenance and Repairs" was Rs. 46,599 and Rs. 84,717 respectively against Rs. 42,801 and Rs. 74,875 in 1925-26. The increase under the latter head was due to the execution of certain special repair estimates during the year.

85. Particulars of navigation receipts and charges, ton-mileage and value of goods carried on the canal are given in Statistical statement D-I.

86. The area irrigated was 76,402 acres first crop and 10,213 acres second crop against 67,553 acres and 7,778 acres, respectively

in the previous year. The increase shows that canal water was more extensively used during the year as the average rainfall was less than in the previous year. The extent of sugarcane cultivation was 127 acres against 112 acres in 1925-26.

87. The gross revenue and working expenses amounted to Rs. 3,64,212 and Rs. 1,95,439 against Rs. 3,26,199 and Rupees 1,74,232, respectively in 1925-26. The net revenue during the year was Rs. 1,68,773, which represents a return of 0.72 per cent on the capital outlay against 0.65 per cent in the previous year.

No. 52, Thippayapalem Project.

88. The project which was in abeyance was ordered to be abandoned in view of the increase of cost in land acquisition and consequent reduction in the anticipated return. It was also feared that the reservoir would prove a failure as a source of irrigation once in 4 or 5 years.

No. 53, Barur Tank.

89. No expenditure was incurred under capital account.

90. The outlay was "Extensions and Improvements" and "Maintenance and Repairs" was Rs. 23 and Rs. 3,292 against Rs. 452 and Rs. 2,872, respectively in 1925-26.

91. The area irrigated was 3,218 acres first crop and 881 acres second crop against 3,233 acres and 784 acres, respectively in the previous year.

92. The gross revenue and working expenses amounted to Rs. 13,088 and Rs. 4,662 against Rs. 11,473 and Rs. 5,036, respectively in 1925-26. The net revenue was therefore Rs. 8,426 which represents a return of 1.90 per cent on the capital outlay against 1.44 per cent in the previous year.

93. The highest flood in the Ponnair was 3.4 feet over the crest of the Nedungal anicut on the 11th September 1926 against the maximum recorded flood of 11.78 feet in 1903.

No. 54, Kaniyampalayam Anicut.

94. No expenditure was incurred under capital account.

95. The outlay under "Extensions and Improvements" and "Maintenance and Repairs" was Rs. 248 and Rs. 2,053, respectively, against an expenditure of Rs. 7,602 under the latter head in 1925-26.

96. The area irrigated was 190 acres first crop against 169 acres in the previous year.

97. The net revenue amounted to Rs. 1,151 or 0.89 per cent on the capital outlay against a deficit of Rs. 6,545 or 5.03 per cent in 1925-26.

No. 55, Madras Water-supply and Irrigation system.

98. There was no expenditure under capital account.

99. The outlay under "Extensions and Improvements" and "Maintenance and Repairs" was Rs. 1,661 and Rs. 18,343, respectively, against Rs. 1,153 and Rs. 13,455 in the previous year. The increase under the latter head was due to the execution of a large number of repair works found necessary.

100. The area irrigated was 7,514 acres first crop and 644 acres second crop against 7,527 acres and 3,753 acres, respectively, in 1925-26. The decrease under second crop was due to the restriction imposed in the interests of the Madras City water-supply.

101. The net revenue amounted to Rs. 24,864 equivalent to a return of 1.37 per cent on the capital outlay as compared with Rs. 33,655 or 2.12 per cent in the previous year. The miscellaneous revenue including that from the water-supply to the town amounted to Rs. 37,171 against Rs. 35,146 in 1925-26.

No. 56, Vallur Ancient System.

102. There was no capital outlay during the year.

103. The expenditure under "Extensions and Improvements" and "Maintenance and Repairs" amounted to Rs. 70 and Rs. 2,556, respectively, against an outlay of Rs. 1,588 under the latter head in 1925-26. The increase under "Maintenance and Repairs" was due to the execution of a large number of repair works found necessary.

104. The area irrigated was 5,082 acres first crop and 155 acres second crop against 5,195 acres and 365 acres, respectively, in the previous year. The decrease was due to the unfavourable character of the season.

105. There was a deficit of Rs. 882 or 1.16 per cent of the capital outlay against a net revenue of Rs. 4,653 or 6.10 per cent in 1925-26. The fall was due to the grant of remissions on a large scale.

No. 57, Panjapatti Reservoir.

106. No expenditure was incurred under capital account.

107. The outlay under "Maintenance and Repairs" was Rs. 597 against Rs. 406 in the previous year.

108. The area irrigated was 130 acres first crop against 15 acres first crop and 23 acres second crop in 1925-26.

109. The net revenue amounted to Rs. 589 which is 0.17 per cent on the capital outlay against Rs. 335 or 0.10 per cent in the previous year.

CHAPTER V—WORKS FOR WHICH CAPITAL AND REVENUE ACCOUNTS ARE KEPT.

B.—NAVIGATION, EMBANKMENT AND DRAINAGE WORKS—UNPRODUCTIVE.

No. 58, Ganjam-Gopalpur Canal.

1. The gross receipts amounted to Rs. 140 and the working expenses to Rs. 397. There was a deficit of Rs. 257 or 0.17 per cent of the capital outlay against Rs. 367 or 0.24 per cent in 1925-26.

No. 59, Buckingham Canal.

2. The canal which is 262 miles long is intended solely for navigation. The capital outlay during the year amounted to Rs. 1,663 which was incurred on "converting the Mypaud wharf buildings into quarters for Section Officer".

3. (i) *Extensions and Improvements.*—The outlay was Rs. 727 against Rs. 1,278 in the previous year.

(ii) *Maintenance and Repairs.*—The expenditure was Rs. 2,36,736 against Rs. 2,41,537 in 1925-26 and Rs. 2,28,911 the average of the previous triennium.

4. The "Navigation receipts", "Ton-mileage" and "Number of passengers" compare as shown below with those of the previous year.

	1925-27.	1925-26.
Receipts	Rs. 75,225	76,183
Ton-mileage	3,876,663	5,896,156
Value of goods	Rs. 1,25,09,761	15,42,948
Number of passengers	118,129	82,192

5. The gross revenue and working expenses are compared below with those for 1925-26 and the averages of the previous triennium :—

	Average of the triennium ending 1925-26.	During 1925-26.	During 1926-27.
	Rs.	Rs.	Rs.
Gross receipts	78,969	77,776	75,325
Working expenses	3,21,557	3,36,915	3,25,013
Net revenue	2,42,588	2,59,139	2,49,688

No. 60, Vedaranniyam Canal.

6. The canal is $34\frac{1}{2}$ miles long. The second, third and fourth reaches are maintained by the Public Works Department and the first and fifth reaches by the Marine and Salt Departments, respectively, as they are required in the interests of those departments. The gross receipts and working expenses amounted to Rs. 1,057 and Rs. 6,971 against Rs. 1,029 and Rs. 3,861, respectively, in the previous year. There was thus a loss of Rs. 5,914 on the working of the canal during the year against Rs. 2,832 in 1925-26. The fall was due to the heavy expenditure incurred on special repairs to the canal bank,

CHAPTER VI—WORKS FOR WHICH CAPITAL AND REVENUE ACCOUNTS ARE NOT KEPT.

(1) IRRIGATION WORKS.

1. The number of Works in this class during the year was as shown below :—

	Channels.	Tanks.	Other Works.	Total.
In charge of Public Works Department	497	2,909	5	3,411
In charge of Revenue Department	5,589	25,138	1,331	32,058
Total	6,086	28,047	1,336	35,469

2. The area irrigated by, the outlay incurred on, and the revenue derived from Works of this class are dealt with in paragraph 9 of chapter II.

3. The subjoined statement shows the details of the outlay during the year:—

Statement showing the outlay incurred in 1926-27 on "Works for which neither Capital nor Revenue accounts are kept—Irrigation Works" (old class III works) by minor heads.

	Ordinary minor works.		Old maintenance charges.	Tank Restoration Scheme works.	Total.
	Public Works Department works.	Revenue Department works in charge of Public Works officers.			
	RS.	RS.	RS.	RS.	RS.
Works	1,10,866	2,490	1,13,356
Extensions and improvements.	92,391	10,076	41,957	..	1,44,424
Maintenance and repairs.	10,49,901	11,320	2,08,038	3,09,132	15,78,391
Establishment	3,29,081	6,267	71,084	89,439	4,95,874
Tools and plant	266	116	930	1,406	2,718
Miscellaneous expenditure	* 79,980	79,980
Total ..	16,62,488	30,269	3,22,009	3,99,977	24,14,743
Add outlay incurred by Civil officers on Minor Irrigation works.	† 13,97,281
Grand Total	38,12,024

* Includes Establishment, Rs. 77,002; tools and plant, Rs. 42; other charges, Rs. 4,476 and English transactions, Rs. 1,640.

† Works Rs. 11,68,424; establishment, Rs. 2,08,514; tools and plant, Rs. 343; total Rs. 13,97,281.

4. The more important works carried out during the year were the following :--

Ganjam Division.

(1) *Improvements to the Khorasaghi ghai of Mangalapore (Estimate Rs. 17,960).*--The outlay during the year was Rs. 1,200 and to the end of the year Rs. 17,305. The work is expected to be completed in 1927-28.

Vizagapatam Division.

(2) *Diversion of the Gokivadagedda above the Kalavalapalle anicut (Estimate Rs. 27,780).*--The outlay during the year was Rs. 5,053 and to the end of the year Rs. 20,844.

(3) *Constructing a masonry dam across the Chikadagedda.*--The work was completed at a cost of Rs. 16,795 against the estimate of Rs. 11,200.

Guntur Division.

(4) *Restoring the Jammicheruru of Makkinivarigudem (Estimate Rs. 57,000).*--The outlay during the year was Rs. 10,745 and to the end of the year Rs. 20,647.

Nellore Division.

(5) *Improvements to the Chagollur tank (Estimate Rs. 41,350).*--The outlay during the year was Rs. 7,422 and to the end of the year Rs. 23,511.

Chingleput Division.

(6) *Improvements to the channel from sluice No. 5 of the Tenneri tank (Estimate Rs. 21,383).*--The outlay during the year was Rs. 684 and to the end of the year Rs. 14,349. The work is expected to be completed in 1927-28.

Coimbatore Division.

(7) *Restoration of the Ukkaram tank.*--The work was completed at a cost of Rs. 21,258 against the estimate of Rs. 22,200.

(8) *Excavation of a diversion channel at the head of Olanthurai channel (Estimate Rs. 12,750).*--The work was started late in the year and the outlay was Rs. 407.

North Arcot Division.

(9) *Restoring the Melmoyal tank (Estimate Rs. 35,600).*--This is a contribution work. The total outlay to the end of the year was Rs. 26,752. The work is in progress.

Trichinopoly Division.

(10) *Constructing a new head and leading channel to the Ponneri channel (Estimate Rs. 2,27,000).*—The outlay during the year was Rs. 8,418 and to the end of the year Rs. 2,12,798.

(11) *Improvements to the Thottiam Chinna voikal (Estimate Rs. 29,000).*—The outlay during the year was Rs. 1,988 and to the end of the year Rs. 22,120.

(12) *Improvements to the Musiri Nattu voikal (Estimate Rs. 42,000).*—The outlay during the year was Rs. 10,708 and to the end of the year Rs. 15,581.

(13) *Resluicing the Pugalur channel (Estimate Rs. 16,850).*—The outlay during the year was Rs. 6,992 and to the end of the year Rs. 10,890.

Madura Division.

(14) *Constructing an anicut across the Manjalar in place of the collapsed Nagaravalli anicut (Estimate Rs. 12,790).*—The work was started during the year and the outlay was Rs. 571.

5. The particulars of revenue derived from the works during the year are compared below with those of the previous year :—

	1925-27	1925-26.
	RS.	RS.
Irrigation revenue	82,26,999	99,29,452
Receipts collected by the Public Works Department.	28,471	41,842
Total	82,63,470	99,74,294

The fall was due to the unfavourable character of the season.

6. The net revenue of the year after deducting working expenses amounted to Rs. 45,94,313 against Rs. 67,63,171 in 1925-26.

7. The progress made in the investigation and execution of Tank Restoration Scheme works is dealt with in paragraph 10 of Chapter II. The following table shows by districts the work done during and up to the end of the year 1926-27 —

Circle.	District.	Approximate area investigated.		Number of estimates sanctioned.		Amount of estimates sanctioned.	
		During the year 1926-27.	To the end of the year 1926-27.	During the year 1926-27.	To the end of the year 1926-27.	During the year 1926-27.	To the end of the year 1926-27.
		SQ. MLS.	SQ. MLS.			RS.	RS.
Waltair ..	Ganjam
	Vizagapatam. ..	138	1,185	52	550	49,718	3,21,673
	Godavari	1,743	21	763	45,230	7,46,877
	Kistna	300	..	69	..	51,451
Bezawada ..	Guntur	4,411	..	257	..	2,04,724
	Nellore	7,300	..	474	..	6,15,994
	Kurnool	7,648	..	340	..	3,33,682
	Cuddapah	4,493	1	1,272	200	10,53,824
Madras ..	Bellary	10,518	..	242	1,030	2,67,274
	Anantapur	7,811	..	761	520	10,14,471
	Chingleput ..	13	2,185	30	1,955	38,165	27,97,112
	Chittoor ..	169	5,013	38	452	21,087	4,58,067
	Coimbatore	8,097	..	149	..	3,10,079
Coimbatore.	Salem ..	277	6,052	19	1,234	21,500	10,17,512
	North Arcot	4,188	..	1,959	..	23,23,038
Tanjore ..	South Arcot	603	1	574	1,250	13,62,625
	Tanjore	1,140	..	610	..	7,94,940
	Trichinopoly.	4,584	14	571	35,869	10,60,891
	Madura	4,836	..	1,643	..	14,93,814
Trichinopoly.	Tinnevelly ..	80	1,842	7	820	9,890	11,02,435
	Ramnad	1,643
	Total ..	677	85,872	183	14,496	2,22,399	1,73,38,768

(2) NAVIGATION, EMBANKMENT AND DRAINAGE WORKS.

8. The receipts which were realized by the sale of plantation and produce of trees along river embankments amounted to Rs. 63,451 against Rs. 56,240 in the previous year.

9. The expenditure incurred amounted to Rs. 12,89,587 against Rs. 12,38,246 in 1925-26 as shown below:—

	1926-27.	1925-26.
	RS.	RS.
Works	18,698	14,007
Extensions and improve- ments.	48,068	36,977
Maintenance and repairs ..	9,75,739	8,85,983
Establishment	2,41,141	2,93,504
Tools and plant	5,518	7,775
Other charges	423	..
Total ..	12,89,587	12,38,246

The increase was due to the execution of urgent conservancy protective works to prevent erosions in the Godavari, Kistna, Cauvery and Coleroon rivers.

10. The following were among the larger works in progress during the year :—

Ganjam Division.


(1) *Reforming the left flood bank of the Bahuda river below the trunk road near Edupur limits.*—The work was completed at a cost of Rs. 20,127 against the estimate of Rs. 19,570.

Kistna Central Division.

(2) *Improvements to the Divi left flood bank (Estimate Rs. 62,000).*—The outlay during the year was Rs. 9,947 and to the end of the year Rs. 50,327. The work is in progress.

16th December 1927.


R. F. STONEY,
Offg. Chief Engineer (General
and Irrigation).



(1) SHUTTER LIFTING MACHINE—BEZWADA ANICUT



(2) BANDAR CANAL—LOCK AND REGULATOR UNDER CONSTRUCTION



(3) KATTALAI SOUTH BANK CANAL HEAD SLUICE—*REAR VIEW*



(4) CAUVERY (METTUR) PROJECT - METTUR CAMP - EXECUTIVE ENGINEER'S
TYPE QUARTERS



(5) QUARRY (METTUR) PROJECT—SENTINEL WITH BOGIE WAGGONS CONVEYING PARTS OF DRAG LINE EXCAVATOR



(6) IMPROVEMENTS TO LOWER ANICUT—EIGHT VENTS—CONSTRUCTION—*FRONT VIEW*

APPENDIX I.

STATISTICAL STATEMENTS (*Prescribed by the Secretary of State*).

A-I.—Statement of Canals in the Madras Presidency for the year 1926-27.

(1)	Nagavalli river system.	Godavari delta system.	Kistna delta system.	Divi pumping system.	Pennér river canals system.	Kurnool- Cuddapah canal.	Poiney anicut system.	Cheyyar anicut, system.	Tiruk- köyilür anicut system.	Shatia- tope anicut system.	Lower Coleroon anicut system.						
(1)	(2)	(3)	(4)	(5)	(6)	(7)	(8)	(9)	(10)	(11)	(12)						
Source of supply of water ..	River Nagavalli.	River Godavari.	River Kistna.	Pumping from river Kistna.	River Pennér.	River Tunga- bhadra.	River Poiney.	River Cheyyar.	River Ponniar.	River Vellar.	River Cole- roon.						
Minimum discharge of per sec. river. c. ft.	168	526	Not known.	126	184	136	Not known.						
Maximum discharge of main canals, as designed. ,,	414	12,772	13,284	718	8,392	2,000	3,217	1,542	1,271	860	..						
Maximum discharge during the year. ,,	410	13,682	13,149	674.19	6185	1,750	67.85	419.31	801	752	..						
Average rainfall for the Inches. year.	40.4	30.89	22.04	18.43	44.77	19.83	26.87	27.02	26.59	32.49	..						
Gross area commanded .. Acres.	49,920	1,267,200	1,350,400	100,000	258,600	383,115	42,560	29,461	54,895	1,08,069	158,526						
Culturable area commanded. ,,	31,200	961,253	900,000	80,000	190,000	357,589	23,824	29,461	45,977	43,965	117,233						
Area irrigable by complete project. ,,	27,658	840,000	750,000	50,000	165,385	130,282	23,824	23,629	45,977	43,965	110,308						
Area irrigable at present .. ,,	26,000	791,500	750,000	40,000	147,274	123,419	22,462	22,463	30,954	34,025	107,920						
Sanctioned estimate—																	
Direct charges Rs.	17,47,770	1,10,89,332	1,42,13,010	19,50,000	47,80,289	1,76,85,000	{	2,67,178	4,42,925	3,66,759	9,15,245	12,69,597					
Indirect do. ,,	68,530	19,34,864	9,81,160	48,000	10,06,096								6,379	11,754	9,189	57,271	71,259
Interest during construc- tion. ,,	2,93,217	1,11,38,052	1,28,24,716	3,23,617	22,88,418							
Total, Estimate	21,09,517	2,41,62,248	2,80,18,886	23,21,617	80,74,803	1,76,85,000	2,73,557	4,54,769	3,75,948	9,72,516	19,40,866						

A-I.—Statement of Canals in the Madras Presidency for the year 1926-27--cont.

	Nagavalli river system.	Gōdāvari delta system.	Kistna delta system.	Divi pumping system.	Pennēr river canals system.	Kurnool-Cuddapah canal.	Poiney anicut system.	Cheyyar anicut system.	Tirukoyilūr anicut system.	Shatia-tope anicut system.	Lower Coleroon anicut system.
	(2)	(3)	(4)	(5)	(6)	(7)	(8)	(9)	(10)	(11)	(12)
Source of supply of water	River Nagavalli.	River Gōdāvari.	River Kistna.	Pumping from river Kistna.	river Pennēr.	River Tungabhadra.	River Poiney.	River Cheyyar.	River Ponnar.	River Vellar.	River Coleroon
Expenditure to end of 1926-27—											
Direct charges Rs.	16,80,455	1,47,89,643	1,71,49,843	25,01,046	57,48,277	2,38,13,676	2,95,063	5,04,692	2,83,458	9,23,962	21,84,198
Indirect do. "	42,320	20,40,552	11,31,829	60,717	10,14,619	73,438	8,812	15,041	9,954	57,807	78,315
Interest during construction "	2,04,627	99,82,397	96,16,269	3,09,819	25,84,125
Total, Expenditure * "	19,27,402	2,68,12,592	2,78,96,941	28,71,582	93,47,021	2,33,87,114	3,03,875	5,19,733	3,93,412	9,81,769	22,62,513
Works as now sanctioned—											
Main canals, irrigation .. Miles.	} 64½	} 511½	} 349	} 50	} 30¾	} 417⅝	} 55	} 21	} 57	} 3	} 194
Branch canals do. .. "											
Distributaries "	47¼	1,995½	2,185⅝	120¾	477	294⅞	78	120	28¼	149	620
Of above—											
Navigable "	..	507	376½	190
Works completed at end of 1926-27—											
Main canals, irrigation .. Miles.	} 64½	} 511½	} 349	} 50	} 30¾	} 417⅝	} 55	} 21	} 57	} 3	} 194
Branch canals do. .. "											
Distributaries "	47¼	1,995½	2,185⅝	120¾	477	294⅞	78	120	28¼	149	620
Of above—											
Navigable "	..	507	376½	190

* Represents interest charges up to the date of closure of construction estimate of the works—vide Government of India orders communicated with their Endorsement No. 1308 I., dated 6th August 1907.

A-I. - Statement of Canals in the Madras Presidency for the year 1926-27—cont.

	Cauvery delta system.	Srivai-kuntam anicut system.	Ganjām minor rivers system.	Muni-yeru system.	Sagileru system.	Arken-kōta channel.	Thada-palli channel.	Kalinga- rayan channel.	Palar anicut system.	Valluru anicut system.
	(13)	(14)	(15)	(16)	(17)	(18)	(19)	(20)	(21)	(22)
Source of supply of water	River Cauvery.	River Tambraparni.	Rivers Langulya, Vamsadhara and Garibulagedda drain.	River Muniyeru.	River Sagileru.	River Bhavani.	River Bhavani.	River Bhavani.	River Palar.	River Kortalyar.
Minimum discharge of river. c. ft. per sec.	Not known.	19.20	Not known.
Maximum discharge of main canals, as designed.	43,750	1,850	} Not known {	300	477	552	725	893	5,631	113
Maximum discharge during the year.	28,735	1,741		292	341	799	1,513	1,074	231.01	35.66
Average rainfall for the year	Inches. 25.49	28.61	35.62	22.41	29.06	19.66	19.66	22.82	28.77	29.89
Gross area commanded .. Acres.	1,706,023	80,000	64,000	14,471	33,576	6,000	13,125	15,875	141,031	10,124
Culturable area commanded.	909,034	33,500	64,000	13,024	26,576	6,000	16,000	15,000	105,032	6,794
Area irrigable by complete project.	908,375	23,014	63,000	10,580	4,664	5,000	16,000	12,500	82,718	5,216
Area irrigable at present	900,928	23,014	59,000	10,000	4,664	4,750	15,000	12,000	78,668	5,216
Sanctioned estimate—										
Direct charges Rs.	16,62,925	13,61,520	2,58,182	6,71,434	4,47,108	1,47,006	1,70,380	1,78,780	23,28,492	74,535
Indirect do.	1,66,767	1,15,286	10,203	28,000	17,619	3,676	11,050	4,506	1,16,752	1,666
Interest during construction.	..	7,49,577
Total. Estimate	18,29,692	22,26,383	2,68,385	6,99,434	4,64,727	1,50,682	1,81,430	1,83,286	24,45,244	76,201

A-I.—Statement of Canals in the Madras Presidency for the year 1926-27—cont.

	Cauvery delta system.	Srivai-kuntam anicut system.	Ganjam minor rivers system.	Muni-yeru system.	Sagileru system.	Arken-kota channel.	Tbada-palli channel.	Kalinga-rayan channel.	Palar anicut system.	Valluru anicut system.				
	(13)	(14)	(15)	(16)	(17)	(18)	(19)	(20)	(21)	(22)				
Source of supply of water	River Cauvery.	River Tambraparni.	Rivers Langulya, Vamsadnara and Garibulagedda drain.	River Muniyeru.	River Sagileru.	River Bhavani.	River Bhavani.	River Bhavani.	River Palar.	River Kortalyar.				
Expenditure to end of 1926-27—														
Direct charges Rs.	61,56,598	16,67,159	2,72,984	5,71,308	4,47,108	1,40,769	1,65,362	1,75,980	23,44,714	74,366				
Indirect do. "	2,42,346	1,07,604	10,992	29,751	17,619	3,676	11,055	4,506	1,17,274	1,916				
Interest during construction. "	13,37,765	8,67,827				
Total, Expenditure * ..	77,36,708	26,42,890	2,83,976	6,01,059	4,64,727	1,44,445	1,76,417	1,80,486	24,61,988	76,282				
Works as now sanctioned—														
Main canals, irrigation .. Miles.	} 1,507	28	119	{ 26 ³ / ₄	} 12	{ 20	48	57	} 196	5 ¹ / ₂				
Branch canals do. .. "											34	4	35	4
Distributaries "											1,971	46	225	6 ¹ / ₂
Of above—														
Navigable "				
Works completed at end of 1926-27—														
Main canals, irrigation. "	} 1,507	28	119	{ 26 ³ / ₄	} 12	{ 20	48	57	} 156	5 ¹ / ₂				
Branch canals do. .. "											34	4	35	4
Distributaries "											1,971	46	225	8 ¹ / ₂
Of above—														
Navigable "				

* Represent interest charges up to the date of closure of construction estimate of the works—vide Government of India orders communicated with their Endorsement No. 1308 I., dated 6th August 1907.

A-I.—Statement of Canals in the Madras Presidency for the year 1926-27—cont.

	Mehamatur anicut system.	Vriddhachalam anicut system.	Pelandorai anicut system.	Nandiyar channel system.	Marudur anicut system.	Nagavaram anicut and supply channel.	Kaniyam-palayam anicut.	Ganjām-Gopalpur canal.	Buckingham canal.	Vedarauniyam canal.
	(23)	(24)	(25)	(26)	(27)	(28)	(29)	(30)	(31)	(32)
Source of supply of water	River Manimuktanadi.	River Manimuktanadi.	River Vellar.	River Nandiyar.	River Tambraparni.	Gunjaneru.	River Bhavani.			
Minimum discharge of river. c.ft. per sec.	163	17	208	77
Maximum discharge of main canals, as designed.	263	351	740	237	1,096.31	78	27.56
Maximum discharge during the year.	201	224	106	410.88	1,110	38.42
Average rainfall for the year. Inches.	29.85	25.14	31.69	40.93	33.44	30.24
Gross area commanded .. Acres.	13,792	19,993	60,670	9,480	35,840	894	1,600
Culturable area commanded ..	10,651	16,359	16,677	9,480	17,920	894	1,600
Area irrigable by complete project.	10,651	15,559	16,000	9,480	17,920	894	400
Area irrigable at present	4,555	8,829	12,837	6,620	17,920	894	190
Sanctioned estimate—										
Direct charges Ra.	70,761	84,191	6,42,823	63,231	50,541	1,07,295	1,36,343	1,43,100	85,56,015	1,32,699
Indirect do.	1,897	2,494	47,800	2,484	1,266	2,595	3,757	12,393	4,88,256	3,733
Interest during construction.
Total, Estimate	72,658	86,685	6,90,623	65,715	51,806	1,09,890	1,40,100	1,55,493	90,44,271	1,36,432
Expenditure to end of 1926-27—										
Direct charges	73,372	84,191	6,45,235	63,231	56,748	1,07,295	1,24,921	1,43,100	85,67,727	1,22,699
Indirect do.	2,009	2,494	48,787	2,484	1,385	2,595	3,853	12,393	4,89,267	3,733
Interest during construction.
Total, Expenditure*	75,381	86,685	6,94,022	65,715	58,133	1,09,890	1,28,774	1,55,493	90,56,994	1,36,432

* Represent interest charges up to the date of closure of construction estimate of the works—vide Government of India orders communicated with their Endorsement No. 1308 I., dated 6th August 1907.

A-I.—Statement of Canals in the Madras Presidency for the year 1926-27—cont.

	Mehamat- tur anicut system.	Vriddha- chalam anicut system.	Pelandorai anicut system.	Nandiyar channel system.	Marudur anicut system.	Nagava- ram anicut and supply channel.	Kaniyam- palayam anicut.	Ganjam- Gopalpur canal.	Bucking- ham canal.	Vedaranni- yam canal.	
	(23)	(24)	(25)	(26)	(27)	(28)	(29)	(30)	(31)	(32)	
Source of supply of water	River Manimuk- tanadi.	River Manimuk- tanadi.	River Vellar.	River Nandiyar.	River Tambra- parni.	Gunja- neru.	River Bhavani.				
Works as now sanctioned—											
Main canals, irrigation .. Miles.	7	17	15	} 31	29	2	10 ³ / ₉	..	262	34 ¹ / ₂	
Branch canals do.	8	16	24		..	7 ¹ / ₄
Distributaries	9 ¹ / ₄	16	25		262	34 ¹ / ₂
Of above—											
Navigable	262	34 ¹ / ₂	
Works completed at end of 1926-27—											
Main canals, irrigation .. Miles.	7	17	15	} 31	29	2	10 ³ / ₆	..	262	34 ¹ / ₂	
Branch canals do.	8	16	24		..	7 ¹ / ₄
Distributaries	9 ¹ / ₄	16	25		262	34 ¹ / ₂
Of above—											
Navigable	262	34 ¹ / ₂	

A-II.—Statement of Reservoir Projects in the Madras Presidency for the year 1926-27.

(1)		Barur tank.	Periyar system.	Rushikulya system.	Janga-maheswara-puram tank.	Atmakur tank.	Dondapad tank.	Peddabayudu tank of Chinnarapalem.	Hajipuram tank.
(1)		(2)	(3)	(4)	(5)	(6)	(7)	(8)	(9)
Source of supply of water		Ponnar river and local rains.	Periyar and Vaigai rivers.	Mahanadi and Rushikulya rivers.	Catchment of Dondi vagu.	Catchment of Chandravanka and Kolaguntla vague.	Rainfall ..	Rainfall ..	Domaluru diverted into the tank.
If supplied by {	Sq. miles.	2,082	239	1,750	60	105	56	..	100
Area of catchment.	Inches.	23.39	77.56	47.33	21.66	15.96	19.15	..	2550
Average rainfall during the year.	Mill. o. ft.	313.33	9,605	3,500	79	164	288.38	..	309
Contents of tank between levels of surface of full supply and sill of canal head sluice.	Acres.	688	10.20	4,948	619	575	705	..	1,600
Area of surface at full supply ..	"	6,887	768,000	230,880	960	1,700	3,240	..	2,900
Gross area commanded ..	"	6,887	Not known	142,000	960	1,160	2,880	..	2,900
Culturable area commanded ..	"	6,887	143,000	120,000	960	1,160	1,930	..	1,420
Area irrigable by complete project	"	6,887	143,000	106,000	960	1,160	1,930	..	1,420
Area irrigable at present ..	"
Wells supplied by tanks
Sanctioned estimate—									
Direct charges	Rs.	4,00,000	84,71,000	45,53,000	61,253	1,09,951	1,24,786	68,234	2,78,774
Indirect do.	"	25,300	2,79,000	3,92,820	10,411	13,428	15,218	20,726	33,109
Interest during construction ..	"	41,439	16,23,606	14,91,004
Total, Estimate	"	4,66,739	1,03,73,606	64,36,824	71,664	1,23,379	1,40,004	88,960	3,11,883
Expenditure to end of 1926-27—									
Direct charges	"	4,19,375	1,04,21,122	47,84,884	61,253	1,09,951	1,24,786	62,098	2,78,774
Indirect do.	"	23,738	3,70,675	4,17,495	10,411	13,428	15,218	1,397	33,109
Interest during construction..	"	80,175	16,06,402	16,69,901
Total, Expenditure	"	5,23,288	1,23,98,199	68,72,280	71,664	1,23,379	1,40,004	63,495	3,11,883

* The tank breached during 1925-26 and there is no irrigation under it.

A-II.—Statement of Reservoir Projects in the Madras Presidency for the year 1926-27—cont.

(1)	Barur tank.	Periyar system.	Rushikulya system.	Janga-maheswarapuram tank.	Atmakur tank.	Dondapad tank.	Peddannayudu tank of Obinnarapalem. *	Hajipuram tank.
(1)	(2)	(3)	(4)	(5)	(6)	(7)	(8)	(9)
Source of supply of water ..	Ponnai river and local rains.	Periyar and Vaigai rivers.	Mahanadi and Rushikulya rivers.	Catchment of Dondi vagu.	Catchment of Chandra vanka and Kolaguntla vagus.	Rainfall ..	Rainfall ..	Domaluru diverted into the tank.
Works now sanctioned— Dam (earth) or masonry, total height.	Feet. 28 (earth)	173 (masonry)	{ (a) 57.7 (b) 44.0 (earth)	24 (partly earth and partly masonry)	33 (partly earth and partly masonry)	23 (partly earth and partly masonry)	..	6 (masonry)
Canals Miles.	11	145	80	.. 5½	.. 4½	.. 6½ 7½
Distributaries "	26	106	225	.. 5½	.. 4½	.. 6½ 4½
Works completed to end of 1926-27—								
Dam (height completed) .. Feet.	28	173	{ (a) 57.7 (b) 44.0	24	33	23	..	6
Canals Miles.	11	145	80	.. 5½	.. 4½	.. 6½ 4½
Distributaries "	26	106	151	.. 5½	.. 4½	.. 6½ 4½

(a) Russellkonda reservoir.

(b) Surada reservoir.

* The tank breached during 1926-26 and there is no irrigation under it.

A-II.—Statement of Reservoir Projects in the Madras Presidency for the year 1926-27—cont.

		Ponnalur tank.	Anamasamudram tank.	Yerur tank.	Cumbum tank.	Markapur tank.	Madras water-supply and irrigation system.	Cherri brambakkam tank.	Bhavanasi tank.
		(10)	(11)	(12)	(13)	(14)	(15)	(16)	(17)
Source of supply of water ..		Gudiseleru diverted into the tank.	Beraperu river.	Rainfall and surplus of upper tanks and also spill from Chalkalva branch of Swarnamuki.	Gundlakamma and Jampeleru rivers.	Gundlakamma river.	Kortalyar river.	Cooum river.	Rainfall ..
If supplied by rainfall.	{ Area of catchment. Sq. miles. Average rainfall during the year. Inches.	32.14 33.41	23.62 30.32	60.5 35.56	430 13.02	270.25 11.01	34 27.83	100 31.56	43 16.20
Contents of tank between levels of surface of full supply and sill of canal head sluice.	Mill. c. ft.	180.512	90.57	317.69	2,942.17	124.52	2,729.834	3,146	174.64
Area of surface at full supply ..	Acres.	719	474	3,285	5,697	811	5,361	5,729	650
Gross area commanded ..	"	1,973	1,000	3,176	7,860	1,931	16,129	32,554	2,700
Culturable area commanded ..	"	1,973	1,000	3,176	6,000	1,701	10,165	24,478	2,448
Area irrigable by completed project.	"	1,000	1,000	3,176	6,000	1,701	9,852	18,000	841
Do. at present ..	"	1,000	961	1,470	5,980	1,583	9,852	18,000	841
Wells supplied by tanks ..	"
Sanctioned estimate—									
Direct charges ..	Rs.	1,90,887	71,687	61,741	83,985	1,16,657	15,47,123	6,48,970	2,02,289
Indirect do. ..	"	25,011	1,886	1,612	2,388	4,001	2,38,945	1,12,547	6,711
Interest during construction ..	"	47,173
Total, Estimate ..	"	2,15,898	73,573	63,353	86,373	1,20,658	17,86,068	7,61,517	2,56,173
Expenditure to end of 1926-27—									
Direct charges ..	"	1,92,975	71,687	61,741	83,985	1,24,481	15,81,614	6,51,348	2,54,395
Indirect do. ..	"	25,674	1,886	1,612	2,388	4,859	2,39,658	1,12,795	11,096
Interest during construction ..	"	29,806
Total, Expenditure ..	"	2,18,649	73,573	63,353	86,373	1,29,340	18,21,272	7,64,143	2,95,297

A-II.—Statement of Reservoir Projects in the Madras Presidency for the year 1926-27—cont.

		Ponnalur tank.	Anamasamudram tank.	Yerur tank.	Cumbum tank.	Markapur tank.	Madras water-supply and irrigation system.	Chembrambakkam tank.	Bhavanasi tank.
		(10)	(11)	(12)	(13)	(14)	(15)	(16)	(17)
Source of supply of water		Gudiseleru diverted into the tank.	Beraperu river. and also spill from Chalkalva branch of Swarnamuki.	Rainfall and surplus of upper tank	Gundlakamma and Jampeleru rivers.	Gundlakamma river.	Kortalyar river.	Cooum river.	Rainfall ..
Works now sanctioned—									
Dam (earth or masonry) total height.	Feet.	21½	56 (earth)	22 (earth)	30 (earth)	25 (earth)	20 (earth)
Canals	Miles.	7½	11¼	10½	6¾
Distributaries	"	9½	2½	..	26¾	1½	..
Works completed to end of 1926-27—									
Dam (height completed) ..	Feet.	21½	56	22	30	25	20
Canals	Miles.	7½	11¼	10½	6¾
Distributaries	"	7	2½	..	23¾	1½	..

A-II.—Statement of Reservoir Projects in the Madras Presidency for the year 1926-27—cont.

	Yellanur tank.	Kocheruvu tank.	Venkata-puram tank.	Siddapur tank.	Panjapatti reservoir.	Mopad reservoir.	Toludur (Wellington) reservoir.
	(18)	(19)	(20)	(21)	(22)	(23)	(24)
Source of supply of water	Catchment basin and supply from Chitravati river.	Free catchment.	Free basin and supply from Dhone vagu.	Bhavanasi and other vagu.	Drainage basin.	Manneru river.	Vellar river and rainfall.
If supplied by rainfall.	Area of catchment. Sq. miles. 205	63.25	51	45	108	250	50
Contents of tank between levels of surface of full supply and sill of canal head sluice	Average rainfall during the year. Inches. 16.55	26.65	13.50	19.15	20.18	25.50	28.33
Area of surface at full supply ..	Mills. c. ft. 342.50	145	237	636	305.5	2,007	2,433.882
Gross area commanded ..	Acre. 2,617	422	448	1,125	650	3,100	3,898
Culturable area commanded ..	" 1,707	1,026	1,700	4,900	900	13,890	26,851
Area irrigable by complete project.	" 1,641	1,026	1,700	4,250	900	13,890	25,000
Area irrigable at present ..	" 914	1,026	1,700	4,250	600	12,500	25,000
Wells supplied by tanks ..	" 914	148	215	3,730	600	12,500	9,348
	"
Sanctioned estimate—							
Direct charges	Rs. 2,35,711	1,22,800	2,31,776	9,21,986	3,36,090	21,97,000	29,60,000
Indirect do.	" 30,089	8,700	14,824	26,620	68,510	1,00,000	2,50,000
Interest during construction ..	"
Total, Estimate	" 2,65,800	1,31,500	3,46,600	9,48,600	4,04,600	22,97,000	32,10,000
Expenditure to end of 1926-27—							
Direct charges	" 2,39,192	1,24,605	3,72,250	7,91,038	3,27,781	21,93,275	23,63,407
Indirect do.	" 30,515	11,129	12,671	13,448	11,495	96,422	2,50,950
Interest during construction ..	"	71,315
Total, Expenditure	" 2,69,707	1,35,734	4,56,236	8,04,486	3,39,276	22,89,697	26,04,357

A-II.—Statement of Reservoir Projects in the Madras Presidency for the year 1926-27—cont.

		Yellanur tank.	Kocheruvu tank.	Venkata-puram tank.	Siddapur tank	Panjabatti reservoir.	Mopad reservoir.	Toludur (Wellington) reservoir.
		(18)	(19)	(20)	(21)	(22)	(23)	(24)
Source of supply of water		Catchment basin and supply from Chitravati river.	Free catchment.	Free basin and supply from Dhone vagn.	Bhavanasi and other vagn.	Drainage basin.	Manneru river.	Vellar river and rainfall.
Works now sanctioned—								
Dam (earth or masonry) total height.	Feet.	15	33	31	27.5	40 (core wall)	71½ (earth)	50 (earth)
Canals	Miles.	3¼	6½	..	16⅞	31¾
Distributaries	3⅝	1¾	..	9	5	8¼	40
Works completed to end of 1926-27—								
Dam (height completed) ..	Feet.	15	33	31	27.5	40	71½	49½
Canals	Miles.	3¼	6⅞	..	16⅞	31¾
Distributaries	3⅝	1¾	..	9	1½	8¼	37⅞

B-I.—Capital Accounts of Irrigation, Navigation, Embankment and Drainage Works classed as Productive and Unproductive, for which Capital and Revenue Accounts are kept in the Madras Presidency for and to end of 1926-27.

Works or systems.	Direct charges (net expenditure).						Indirect charges.	Total excluding interest.	Simple interest.	
	Works.	Establishment.	Tools and plant.	Suspense.	Deduct receipts on capital account.	Total.				
(1)	(2)	(3)	(4)	(5)	(6)	(7)	(8)	(9)	(10)	
	RS.	RS.	RS.		RS.	RS.	RS.	RS.	RS.	
A. IRRIGATION WORKS.										
1. PRODUCTIVE WORKS.										
Ganjam minor river system.	To end of previous year ..	2,23,814	48,783	387	2,72,984	10,992	2,83,976	2,50,582
	During the year	9,402
Godavari delta system.	To end of previous year ..	1,08,78,037	27,85,348	9,41,304	..	1,555	1,46,03,133	20,39,128	1,66,42,261	2,61,22,059
	During the year ..	1,42,414	43,842	833	..	579	1,86,510	1,424	1,87,934	5,26,174
Polavaram island project.	To end of previous year ..	71,338	31,596	1,892	1,04,826	5,136	1,09,962	2,726
	During the year ..	3,07,002	1,11,113	1,517	..	150	4,19,482	3,070	4,22,552	17,364
Kistna delta system ..	To end of previous year ..	1,28,36,855	30,42,246	7,09,465	..	19,099	1,65,69,467	11,27,387	1,76,96,854	2,42,94,289
	During the year ..	4,44,243	1,34,329	2,637	..	833	5,80,376	4,442	5,84,818	5,95,814
Divi pumping system.	To end of previous year ..	14,33,919	3,76,416	6,76,920	..	490	24,86,755	60,608	25,47,373	13,07,100
	During the year ..	10,916	3,300	65	14,281	109	14,390	95,958
Penner river canals system ..	To end of previous year ..	46,39,919	9,66,740	1,44,476	..	2,858	57,48,277	10,14,619	67,62,896	90,26,391
	During the year	1,92,360
Arkenkotta channel ..	To end of previous year ..	1,14,505	26,264	1,40,769	3,676	1,44,445	2,51,010
	During the year	4,681
Thadapalli do.	To end of previous year ..	1,35,220	29,535	1,64,755	11,050	1,75,805	2,87,207
	During the year ..	494	115	— 2	607	5	612	5,495
Kalingarayan do.	To end of previous year ..	1,43,789	32,191	1,75,950	4,506	1,80,456	2,14,612
	During the year	6,852
Palar ancient system.	To end of previous year ..	18,46,020	4,68,118	29,972	..	672	23,43,438	1,17,264	24,60,702	45,01,410
	During the year ..	1,038	241	— 3	1,276	10	1,286	78,405
Poiney do.	To end of previous year ..	2,34,229	60,568	266	2,95,063	8,812	3,03,875	5,09,575
	During the year	11,067
Cheyuru do.	To end of previous year ..	4,01,573	99,633	455	..	50	5,01,611	15,016	5,16,627	7,60,119
	During the year ..	2,508	581	— 8	3,081	25	3,106	18,431

B-I.—Capital Accounts of Irrigation, Navigation, Embankment and Drainage Works classed as Productive and Unproductive, for which Capital and Revenue Accounts are kept in the Madras Presidency for and to end of 1926-27—*cont.*

Works or systems.	Direct charges (net expenditure).						Indirect charges.	Total excluding interest.	Simple interest.	
	Works.	Establishment.	Tools and plant.	Suspense.	Deduct receipts on capital account.	Total.				
(1)	(2)	(3)	(4)	(5)	(6)	(7)	(8)	(9)	(10)	
A. IRRIGATION WORKS—<i>cont.</i>										
1. PRODUCTIVE WORKS—<i>cont.</i>										
Tirukkōyilūr anicut system.	To end of previous year ..	3,13,097	69,504	65	3,82,666	9,948	3,92,614	5,86,477
	During the year ..	628	160	4	792	5	798	13,095
Shatiatope anicut system.	To end of previous year ..	8,11,947	1,05,224	136	9,17,307	57,366	9,74,673	7,12,874
	During the year ..	5,283	1,341	31	6,655	441	7,096	30,732
Toludur project ..	To end of previous year ..	16,06,497	4,72,157	3,05,966	..	8,385	23,76,235	2,51,128	26,27,363	7,68,215
	During the year ..	— 17,849	— 4,532	— 104	..	343	— 22,828	— 178	— 23,006	1,12,387
Mehamattur anicut system ..	To end of previous year ..	59,374	13,990	8	73,372	2,009	75,381	1,49,405
	During the year	2,497
Vridhachalam anicut system.	To end of previous year ..	68,616	15,575	84,191	2,494	86,685	1,32,633
	During the year	2,799
Lower Coleroon anicut system.	To end of previous year ..	16,07,925	3,27,990	14,942	19,50,857	74,713	20,25,570	23,82,159
	During the year ..	1,90,833	41,603	899	2,33,341	3,602	2,36,943	73,094
Pelandorai anicut system.	To end of previous year ..	5,21,187	1,17,542	6,071	..	798	6,44,002	48,777	6,92,779	9,48,432
	During the year ..	979	248	6	1,233	10	1,243	22,171
Basavaunah channel.	To end of previous year ..	14,796	4,724	112	19,632	809	20,441	510
	During the year ..	65,021	23,500	960	89,481	650	90,131	3,563
Cumbum tank ..	To end of previous year ..	68,701	15,284	83,985	2,388	86,373	1,13,217
	During the year	2,793
Chembrambakkam tank.	To end of previous year ..	5,14,255	1,38,958	8,249	..	114	6,51,348	1,12,795	7,64,143	12,81,975
	During the year	21,924
Cauvery delta system.	To end of previous year ..	45,23,615	9,55,869	1,21,937	952	2,413	55,99,960	2,37,470	58,37,430	56,32,437
	During the year ..	4,87,456	70,883	1,163	— 808	2,006	5,56,638	4,875	5,61,513	2,33,699
Kattalai anicut right bank canal.	To end of previous year ..	4,56,357	38,314	68,593	3,500	136	5,66,678	11,797	5,78,475	14,734
	During the year ..	2,86,511	34,853	4,599	— 3,500	645	3,21,767	17,976	3,39,743	40,161
Cauvery-Mettur project.	To end of previous year ..	6,55,102	1,49,869	21,907	8,533	1,772	8,43,639	24,623	8,68,262	21,935
	During the year ..	41,46,202	4,49,574	83,058	5,61,671	9,682	52,30,823	53,537	52,84,360	1,90,940

B-1.—Capital Accounts of Irrigation, Navigation, Embankment and Drainage Works classed as Productive and Unproductive, for which Capital and Revenue Accounts are kept in the Madras Presidency for and to end of 1926-27—*cont.*

Works or systems.	Direct charges (net expenditure).						Indirect charges.	Total excluding interest.	Simple interest.
	Works.	Establishment.	Tools and plant.	Suspense.	Deduct receipts on capital account.	Total.			
(1)	(2)	(3)	(4)	(5)	(6)	(7)	(8)	(9)	(10)
A. IRRIGATION WORKS—<i>cont.</i>									
1. PRODUCTIVE WORKS—<i>cont.</i>									
Nandyar channel system.	To end of previous year ..	51,476	11,755	63,231	2,484	65,715	64,092
	During the year	2,138
Periyar system ..	To end of previous year ..	79,61,701	16,67,685	7,67,034	..	17,936	1,03,78,484	3,70,351	1,07,48,835
	During the year ..	32,392	10,474	— 228	42,638	324	42,962
Srivaikuntam anicut system.	To end of previous year ..	13,23,683	3,33,353	10,792	..	369	16,67,459	1,07,604	17,75,063
	During the year	56,865
Merudur anicut system.	To end of previous year ..	43,852	9,545	— 2	53,125	1,357	54,482
	During the year ..	2,753	890	— 20	3,623	28	3,651
Total, A. Irrigation— 1. Productive Works.	To end of previous year ..	5,35,71,129	1,24,04,776	38,30,946	13,035	56,647	6,97,63,239	57,36,307	7,54,99,546
	During the year ..	61,08,830	9,22,465	95,407	5,57,313	14,239	76,69,776	90,356	77,60,132
2. UNPRODUCTIVE WORKS.									
Rushikulya system ..	To end of previous year ..	38,75,826	8,34,416	1,28,992	..	65,853	47,73,381	4,17,411	51,90,792
	During the year ..	8,416	3,045	42	11,503	84	11,587
Nagavalli river system.	To end of previous year ..	13,21,377	2,70,104	93,252	..	3,396	16,81,307	42,320	17,23,687
	During the year ..	— 4	— 1	907	— 912	— 912	56,889
Muniyeru system ..	To end of previous year ..	4,67,796	1,04,516	3,728	..	1,732	5,71,308	29,751	6,01,059
	During the year	5,86,475
Pezdanayudu tank of Chennaraopalem.	To end of previous year ..	52,319	9,779	62,098	1,397	60,495
	During the year	19,049
Jangameshwarapuram tank.	To end of previous year ..	52,564	8,689	61,253	10,411	71,664
	During the year	47,195
									2,038

B-I.—Capital Accounts of Irrigation, Navigation, Embankment and Drainage Works classed as Productive and Unproductive, for which Capital and Revenue Accounts are kept in the Madras Presidency for and to end of 1926-27—cont.

Works or systems.	Direct charges (net expenditure).						Indirect charges.	Total excluding interest.	Simple interest.
	Works.	Establishment.	Tools and plant.	Suspense.	Deduct receipts on capital account.	Total.			
(1)	(2)	(3)	(4)	(5)	(6)	(7)	(8)	(9)	(10)
A. IRRIGATION WORKS—cont.	RS.	RS.	RS.		RS.	RS.	RS.	RS.	RS.
2. UNPRODUCTIVE WORKS—cont.									
Atmakur tank ..	{ To end of previous year .. 91,202	18,749	1,09,951	13,428	1,23,379	81,396
	{ During the year	3,656
Dondapad tank ..	{ To end of previous year .. 1,05,848	18,945	7	1,24,786	15,218	1,40,004	1,45,275
	{ During the year	4,149
Bhavanasi tank ..	{ To end of previous year .. 1,85,879	43,103	25,710	..	297	2,54,395	11,096	2,65,491	99,991
	{ During the year	10,121
Hajipuram tank ..	{ To end of previous year .. 2,30,686	48,308	775	2,78,219	33,109	3,11,328	1,95,121
	{ During the year	— 555	555	..	555	9,255
Ponnalur tank ..	{ To end of previous year .. 1,61,263	51,658	54	1,92,975	25,674	2,18,649	1,34,932
	{ During the year	7,001
Anamasamudram- Beraperu tank.	{ To end of previous year .. 58,421	13,266	71,687	1,886	73,573	46,561
	{ During the year	2,384
Mopad project ..	{ To end of previous year .. 16,66,575	3,20,381	2,34,213	..	27,894	21,93,275	96,422	22,89,697	9,91,505
	{ During the year	84,905
Yerur tank ..	{ To end of previous year .. 50,219	11,522	61,741	1,612	63,353	44,971
	{ During the year	2,053
Vemula tank ..	{ To end of previous year .. 50,961	11,225	62,186	1,571	63,757	48,700
	{ During the year	2,068
Barur tank ..	{ To end of previous year .. 3,35,765	76,701	6,931	..	22	4,19,375	23,738	4,43,113	6,05,546
	{ During the year	13,945
Kaniyampalayam anicut.	{ To end of previous year .. 97,391	27,035	495	1,24,921	3,853	1,28,774	45,273
	{ During the year	6,272
Sagileru system ..	{ To end of previous year .. 3,54,321	80,339	12,449	..	1	4,47,108	17,619	4,64,727	4,89,464
	{ During the year	14,867
Talapulavanka tank ..	{ To end of previous year .. 54,348	11,204	731	66,283	2,541	68,824	45,162
	{ During the year	2,204

B-I.—Capital Accounts of Irrigation, Navigation, Embankment and Drainage Works classed as Productive and Unproductive, for which Capital and Revenue Accounts are kept in the Madras Presidency for and to end of 1926-27—cont.

Works or systems.	Direct charges (net expenditure).						Indirect charges.	Total excluding interest.	Simple interest.	
	Works.	Establishment.	Tools and plant.	Suspense.	Deduct receipts on capital account.	Total.				
(1)	(2)	(3)	(4)	(5)	(6)	(7)	(8)	(9)	(10)	
A. IRRIGATION WORKS—cont.										
2. UNPRODUCTIVE WORKS—cont.										
	RS.	RS.	RS.	RS.	RS.	RS.	RS.	RS.	RS.	
Markapur tank	{ To end of previous year ..	1,00,915	22,901	34	1,23,850	4,298	1,28,148	71,101
	{ During the year ..	459	165	7	631	561	1,192	4,293
Yellanur tank	{ To end of previous year ..	1,91,292	41,156	7,087	..	343	2,39,192	30,515	2,69,707	1,18,129
	{ During the year	8,353
Kocheruvu tank	{ To end of previous year ..	1,01,461	22,158	1,046	..	60	1,24,605	11,129	1,35,734	59,035
	{ During the year	4,337
Siddapur tank	{ To end of previous year ..	5,22,751	96,255	1,72,474	..	442	7,91,038	13,448	8,04,486	3,39,495
	{ During the year	26,394
Nagavaram anicut and supply channel.	{ To end of previous year ..	88,757	18,538	1,07,295	2,595	1,09,890	46,058
	{ During the year	3,568
Venkatapuram tank.	{ To end of previous year ..	3,03,994	64,539	4,236	..	519	3,72,250	12,671	3,84,921	1,75,074
	{ During the year	12,953
Kurnool-Cuddapah canal.	{ To end of previous year ..	1,90,91,796	3,80,395	40,83,984	..	2,44,283	2,33,11,892	73,425	2,33,85,317	3,60,65,697
	{ During the year ..	1,298	469	19	1,784	13	1,797	7,84,950
Tippayapalem project.	{ To end of previous year ..	59,994	19,198	401	79,593	3,402	82,995	3,168
	{ During the year ..	— 7,233	— 2,614	— 107	— 9,954	4,414	— 5,540	4,119
Valluru anicut system.	{ To end of previous year ..	60,662	13,679	25	74,366	1,916	76,282	1,41,217
	{ During the year	2,709
Madras water-supply and irrigation system	{ To end of previous year ..	13,53,357	2,22,722	6,837	..	1,302	15,81,614	2,39,658	18,21,272	32,81,719
	{ During the year	53,359
Panjapatti reservoir.	{ To end of previous year ..	2,28,791	43,411	56,282	..	703	3,27,781	11,495	3,39,276	1,26,209
	{ During the year	12,594
Total, A. Irrigation— 2. Unproductive works.	{ To end of previous year ..	3,13,13,531	28,84,892	48,38,991	..	3,47,629	3,86,89,785	11,53,609	3,98,43,394	5,08,11,125
	{ During the year ..	2,934	1,064	— 39	..	352	3,607	5,072	8,679	13,21,772
Total, Irrigation Works.	{ To end of previous year ..	8,48,84,660	1,52,89,668	86,69,937	13,035	4,04,276	10,84,53,024	68,89,916	11,53,42,940	14,57,26,689
	{ During the year ..	61,11,764	9,23,529	95,368	5,57,313	14,591	76,73,383	95,428	77,68,811	40,41,679

B. I.—Capital Accounts of Irrigation, Navigation, Embankment and Drainage Works classed as Productive and Unproductive, for which Capital and Revenue Accounts are kept in the Madras Presidency for and to end of 1926-27—cont.

Works or systems.	Direct charges (net expenditure).						Indirect charges.	Total excluding interest.	Simple interest.
	Works.	Establishment.	Tools and plant.	Suspense.	Deduct receipts on capital account.	Total.			
(1)	(2)	(3)	(4)	(5)	(6)	(7)	(8)	(9)	(10)
B. NAVIGATION, EMBANKMENT AND DRAINAGE WORKS.	RS.	RS.	RS.	RS.	RS.	RS.	RS.	RS.	RS.
2. UNPRODUCTIVE WORKS.									
Ganjām-Gopalpur canal. { To end of previous year ..	1,02,675	37,799	2,733	..	107	1,43,100	12,393	1,55,493	1,99,520
{ During the year	4,758
Buckingham canal .. { To end of previous year ..	68,00,404	16,09,073	1,80,959	..	24,365	85,66,071	4,89,255	90,55,326	1,44,94,665
{ During the year ..	1,204	434	18	1,656	12	1,668	2,85,937
Vedaranniyam canal. { To end of previous year ..	1,07,885	24,814	1,32,699	3,733	1,36,432	2,95,809
{ During the year	4,412
Total, B. Navigation, etc., works—2. Unproductive works. { To end of previous year ..	70,10,964	16,71,686	1,83,692	..	24,472	88,41,870	5,05,381	93,47,251	1,49,89,994
{ During the year ..	1,204	434	18	1,656	12	1,668	2,95,107
Total, B. Navigation, etc., works. { To end of previous year ..	70,10,964	16,71,686	1,83,692	..	24,472	88,41,870	5,05,381	93,47,251	1,49,89,994
{ During the year ..	1,204	434	18	1,656	12	1,668	2,95,107
Total, Construction of Irrigation, etc., works. { To end of previous year ..	9,18,95,624	1,69,61,354	88,53,629	13,035	4,28,748	11,72,94,894	73,95,297	12,46,90,191	16,07,16,683
{ During the year ..	61,12,9c8	9,23,963	95,386	5,57,313	14,591	76,75,039	95,44c	77,70,479	43,36,786

C-I.—Statement showing the financial results of Irrigation, Navigation, Embankment and Drainage works (classified as 'Productive' and 'Unproductive') for which Capital and Revenue Accounts are kept in the Madras Presidency for the year ending 1926-27.

Works or systems.	Revenue (actual receipts).										
	Irrigation.			Navigation.	Planta- tion.	Miscel- laneous.	Total.	Less refunds of revenue.	Gross revenue less refunds.	Deduct share of old irrigation revenue.	Total revenue due to improve- ments.
	Irrigation revenue.	Share of land revenue.	Total.								
(1)	(2)	(3)	(4)	(5)	(6)	(7)	(8)	(9)	(10)	(11)	(12)
A. IRRIGATION WORKS.	RS.	RS.	RS.	RS.	RS.	RS.	RS.	RS.	RS.	RS.	RS.
1. PRODUCTIVE WORKS.											
1. Ganjam minor river system ..	1,52,730	7,351	1,60,081	32	1,60,113	..	1,60,113	95,000	65,113
2. Godavari delta system ..	41,78,338	1,94,703	43,73,041	1,36,462	10,198	57,382	45,77,083	856	45,76,227	1,24,000	44,52,227
3. Polavaram Island project
4. Kistna delta system ..	38,84,865	1,37,622	40,22,487	90,582	5,228	59,341	41,77,638	702	41,76,936	71,000	41,05,936
5. Divi pumping system ..	1,76,670	69,029	2,45,699	56	..	2,426	2,48,181	..	2,48,181	20,300	2,27,881
6. Pennar river canals system ..	7,53,047	62,095	8,15,142	43	..	3,367	8,18,552	69	8,18,483	2,56,000	5,62,483
7. Arkenkotta channel ..	38,537	410	38,947	..	265	60	39,272	..	39,272	19,000	20,272
8. Thadapalli do. ..	1,37,350	2,900	1,40,250	..	1,739	296	1,42,295	..	1,42,295	76,000	66,295
9. Kalingarayan channel ..	1,33,454	483	1,33,937	..	1,712	1,468	1,37,117	..	1,37,117	85,000	52,117
10. Palar anicut system ..	2,29,779	16,815	2,46,594	..	842	817	2,48,253	..	2,48,253	1,25,000	1,23,253
11. Poiney do. ..	1,01,155	5,462	1,06,617	..	140	183	1,06,940	1	1,06,939	38,000	68,939
12. Cheyyar do. ..	87,248	4,735	91,983	..	713	372	93,068	..	93,068	39,000	54,068
13. Tirukkoyilur do. ..	1,11,719	3,382	1,15,081	..	982	48	1,16,111	333	1,15,778	60,000	55,778
14. Shatitope anicut system ..	1,46,311	15,209	1,61,520	..	520	270	1,62,260	..	1,62,260	20,000	1,42,260
15. Toludur project ..	1,16,879	..	1,16,879	..	3	808	1,17,690	..	1,17,690	10,590	1,07,100
16. Mehanattur anicut system ..	24,957	51	25,008	..	32	44	25,048	..	25,048	4,000	21,048
17. Vriddhachalam anicut system ..	42,897	294	43,191	..	338	7	43,536	35	43,501	8,500	35,001
18. Lower Coleroon anicut system ..	5,29,022	51,510	5,80,532	..	1,937	4,998	5,87,467	81	5,87,386	1,55,000	4,32,386
19. Pelanturai do. ..	56,865	76	56,961	..	342	380	57,683	..	57,683	3,000	54,683
20. Beavanna channel
21. Gumbum tank ..	29,988	461	30,449	30,449	..	30,449	30,000	449
22. Chembarambakkam tank ..	48,536	908	49,444	339	49,783	220	49,563	16,000	33,563
23. Cauvery delta system ..	50,09,403	1,18,330	51,27,733	..	7,713	11,891	51,47,337	404	51,46,933	34,00,000	17,46,933

C-I.—Statement showing the financial results of Irrigation, Navigation, Embankment and Drainage Works (classed as 'Productive' and 'Unproductive') for which Capital and Revenue Accounts are kept in the Madras Presidency for the year ending 1926-27—*cont.*

Works or systems.	Revenue (actual receipts).										
	Irrigation.			Navigation.	Planta- tion.	Miscel- laneous.	Total.	Less refunds of revenue.	Gross revenue less refunds.	Deduct share of old irrigation revenue.	Total revenue due to improve- ments.
	Irrigation revenue.	Share of land revenue.	Total.								
(1)	(2)	(3)	(4)	(5)	(6)	(7)	(8)	(9)	(10)	(11)	(12)
A.—IRRIGATION WORKS <i>—cont.</i>	RS.	RS.	RS.	RS.	RS.	RS.	RS.	RS.	RS.	RS.	RS.
1. PRODUCTIVE WORKS—<i>cont.</i>											
24. Kattalai anicut right bank canal.
25. Cauvery-Mettur reservoir project
26. Nandyar channel system ..	26,793	54	26,847	..	286	137	27,270	..	27,270	17,000	10,270
27. Periyar system ..	10,10,574	79,412	10,89,986	653	3,534	14,342	11,08,525	152	11,08,373	2,04,000	9,04,373
28. Srivaikuntam anicut system ..	2,39,311	1,490	2,40,801	..	1,060	4,869	2,46,750	47	2,46,703	79,000	1,67,703
29. Marudur anicut system ..	2,10,282	270	2,10,552	..	487	1,463	2,12,502	3	2,12,499	1,15,000	97,499
Total, A. Irrigation—1. Productive works.	1,74,86,740	7,73,032	1,82,59,772	2,27,906	38,071	1,65,310	1,86,90,959	2,903	1,86,88,056	50,70,390	1,36,17,666
2. UNPRODUCTIVE WORKS.											
1. Rushikulya system ..	2,56,041	4,773	2,60,814	3,202	2,64,016	..	2,64,016	67,000	1,97,016
2. Nagavalli river system ..	1,04,792	16,266	1,21,058	..	46	614	1,21,718	20	1,21,698	37,400	84,298
3. Muniyeru system ..	27,170	60	27,230	1,300	28,530	..	28,530	2,500	26,030
4. Peddanayudu tank of Chinna-raopalem.	1,200	1,200	..	1,200	..	1,200
5. Jangameshwarapuram tank ..	364	..	364	364	..	364	500	— 136
6. Atmakur tank ..	1,609	..	1,609	1,609	..	1,609	..	1,609
7. Dondapad tank ..	862	3	865	10	875	..	875	..	875
8. Bhavanasi tank ..	4,602	..	4,602	4	4,606	..	4,606	..	4,606
9. Hajipuram tank ..	734	15	749	1,125	1,874	..	1,874	..	1,874
10. Ponnalur tank ..	2,710	..	2,710	2,710	..	2,710	..	2,710

C-I.—Statement showing the financial results of Irrigation, Navigation, Embankment and Drainage Works (classed as 'Productive' and 'Unproductive') for which Capital and Revenue Accounts are kept in the Madras Presidency for the year ending 1926-27—*cont.*

Works or systems.	Revenue (actual receipts).										
	Irrigation.			Navigation.	Plan-tation.	Miscel-laneous.	Total.	Less refunds of revenue.	Gross revenue less refunds.	Deduct share of old irrigation revenue.	Total revenue due to improve-ments.
	Irrigation revenue.	Share of land revenue.	Total.								
(1)	(2)	(3)	(4)	(5)	(6)	(7)	(8)	(9)	(10)	(11)	(12)
A. IRRIGATION WORKS—<i>cont.</i>	RS.	RS.	RS.	RS.	RS.	RS.	RS.	RS.	RS.	RS.	RS.
2. UNPRODUCTIVE WORKS—<i>cont.</i>											
11. Anamasamudram-Beraperu tank.	702	1	703	703	..	703	3,600	— 2,897
12. Mopad project	33,827	4,367	38,194	410	38,604	..	38,604	433	38,171
13. Yerur tank	— 776	64	— 712	— 712	..	— 712	425	— 1,137
14. Vamula tank
15. Barur tank	15,982	499	16,481	1,107	17,588	..	17,588	4,500	13,088
16. Kaniyampalayam anicut	4,000	4,000	..	4,000	..	4,000
17. Sagileru tank	13,917	4	13,921	57	13,978	..	13,978	17,800	— 3,822
18. Talapulavanka tank
19. Markapur tank	4,478	1	4,479	4,479	..	4,479	2,130	2,349
20. Yellanur tank	4,054	485	4,539	4,539	..	4,539	..	4,539
21. Koobecuva tank	645	..	645	645	..	645	980	— 335
22. Siddapur tank
23. Nagavaram anicut and supply channel.	4,203	..	4,203	4,203	..	4,203	2,256	1,947
24. Venkatapuram tank	1,214	..	1,214	1,214	..	1,214	164	1,050
25. Kurnool-Cuddapah canal	3,85,082	2,000	3,87,082	983	..	12,039	4,00,104	20	4,00,084	35,872	3,64,212
26. Tipayapalam project
27. Vallaru anicut system	4,602	1,074	5,676	..	75	235	5,986	..	5,986	5,000	986
28. Madras water-supply and irrigation system.	21,265	462	21,727	37,171	58,898	5	58,893	11,000	47,893

C-I.—Statement showing the financial results of Irrigation, Navigation, Embankment and Drainage Works (classed as 'Productive' and 'Unproductive') for which Capital and Revenue Accounts are kept in the Madras Presidency for the year ending 1926-27—*cont.*

Works or systems.	Revenue (actual receipts).										
	Irrigation.			Navigation.	Planta- tion.	Miscel- laneous.	Total.	Less refunds of revenue.	Gross revenue less refunds.	Deduct share of old irrigation revenue.	Total revenue due to improve- ments.
	Irrigation revenue.	Share of land revenue.	Total.								
(1)	(2)	(3)	(4)	(5)	(6)	(7)	(8)	(9)	(10)	(11)	(12)
A. IRRIGATION WORKS—<i>cont.</i>	RS.	RS.	RS.	RS.	RS.	RS.	RS.	RS.	RS.	RS.	RS.
2. UNPRODUCTIVE WORKS— <i>cont.</i>											
29. Panjapatti reservoir	812	581	1,393	29	1,422	..	1,422	..	1,422
Total, A. Irrigation—2. Unpro- ductive works.	8,88,891	30,655	9,19,546	983	121	62,503	9,83,153	45	9,83,108	1,91,560	7,91,548
Total, A. Irrigation works ..	1,83,75,631	8,03,687	1,91,79,318	2,28,789	38,192	2,27,813	1,96,74,112	2,948	1,96,71,164	52,61,950	1,44,09,214
B. NAVIGATION, EMBANK- MENT AND DRAINAGE WORKS.											
2. UNPRODUCTIVE WORKS.											
1. Ganjam-Gopalpur canal	132	8	140	..	140	..	140
2. Buckingham canal	67,983	3,289	4,342	75,614	289	75,325	..	75,325
3. Vedaranniyam canal	1,066	1,066	9	1,057	..	1,057
Total, B. Navigation, etc., works —2 Unproductive.	69,049	3,421	4,350	76,820	298	76,522	..	76,522
Total, B. Navigation, etc., works.	69,049	3,421	4,350	76,820	298	76,522	..	76,522
Total, Construction of Irrigation works.	1,83,75,631	8,03,687	1,91,79,318	2,97,838	41,613	2,32,163	1,97,50,932	3,246	1,97,47,686	52,61,950	1,44,85,736

C-I.—Statement showing the financial results of Irrigation, Navigation, Embankment and Drainage Works (classified as 'Productive' and 'Unproductive') for which Capital and Revenue Accounts are kept in the Madras Presidency for the year ending 1926-27—*cont.*

Works or systems.	Working expenses.									
	Revenue management.				Maintenance and Repairs.					
	Establishment.			Total revenue management.	Establishment.			Extension and Improvements.	Maintenance and Repairs.	Tools and plant.
	Direction.	Execution.	Civil officers.		Direction.	Execution.	Total.			
(13)	(14)	(15)	(16)	(17)	(18)	(19)	(20)	(21)	(22)	
		RS.	RS.	RS.	RS.	RS.	RS.	RS.	RS.	
A.—IRRIGATION WORKS										
<i>—cont.</i>										
1. PRODUCTIVE WORKS.										
1. Ganjam minor river system	3,253	3,253	2,776	11,106	13,882	278	38,077	190
2. Godavari delta system	2,12,150	2,12,150	41,650	1,66,601	2,08,251	24,866	5,79,917	3,166
3. Polavaram island project
4. Kistna delta system	1,96,481	1,96,481	44,576	1,79,305	2,22,881	97,124	6,39,977	4,376
5. Divi pumping system	8,130	8,130	6,641	26,564	33,205	2,688	1,07,126	651
6. Pennar river canals system	27,207	27,207	4,712	18,847	23,559	3,406	74,508	462
7. Arkenkotta channel	997	997	492	1,957	2,459	506	10,113	— 33
8. Thodapalli do.	3,213	3,213	880	3,621	4,401	1,253	17,747	— 59
9. Kalingarayan channel	2,447	2,447	550	2,203	2,753	293	11,595	— 37
10. Palar anicut system	6,030	6,030	3,226	12,903	16,129	9,042	60,554	135
11. Poiney anicut system	3,428	3,428	749	2,897	3,746	265	15,913	— 51
12. Cheyyeru anicut system	2,577	2,577	978	3,911	4,889	3,606	17,505	— 66
13. Tirukkoyilar anicut system	2,754	2,754	939	3,756	4,695	1,448	17,045	108
14. Sbatiatope anicut system	7,076	7,076	1,545	6,178	7,723	8,681	21,744	177
15. Toludur project	5,315	5,315	1,038	4,150	5,188	2,996	17,438	119
16. Mehamattur anicut system	1,050	1,050	205	819	1,024	..	4,031	24
17. Vriddhaohalam anicut system.	1,734	1,734	407	1,626	2,033	637	7,371	47
18. Lower Coleroon anicut system.	21,277	21,277	8,900	35,601	44,501	34,564	1,40,725	1,022
19. Pelandorai anicut system	2,698	2,698	670	2,679	3,349	902	12,289	77
20. Basavanah channel
21. Cumbum tank	23	23	165	660	825	478	1,806	34
22. Chembrambakkam tank	2,172	2,172	482	1,927	2,409	253	6,412	99
23. Cauvery delta system	86,374	86,374	34,358	1,57,432	1,71,790	88,194	6,45,800	3,648

C-I.—Statement showing the financial results of Irrigation, Navigation, Embankment and Drainage Works (classified as 'Productive' and 'Unproductive') for which Capital and Revenue Accounts are kept in the Madras Presidency for the year ending 1926-27—cont.

Works or systems.	Working expenses—cont.									
	Revenue management.				Maintenance and Repairs.					
	Establishment.			Total revenue management.	Establishment.			Extensions and Improvements.	Maintenance and Repairs.	Tools and plant.
	Direction.	Execution.	Civil officers.		Direction.	Execution.	Total.			
(13)	(14)	(15)	(16)	(17)	(18)	(19)	(20)	(21)	(22)	
A.—IRRIGATION WORKS			RS.	RS.	RS.	RS.	RS.	RS.	RS.	RS.
—cont.										
1. PRODUCTIVE WORKS—cont.										
24. Kattalai anicut right bank canal.
25. Cauvery-Mettur reservoir project.
26. Nandyar channel system	492	492	1,033	4,131	5,164	66	15,903	— 112
27. Periyar system	40,920	40,920	25,246	1,00,985	1,26,231	2,18,629	1,71,742	— 2,753
28. Srivaikuntam anicut system.	8,090	8,090	14,118	56,474	70,592	39,813	1,78,487	— 1,539
29. Marudur anicut system	4,778	4,778	2,004	8,017	10,021	180	30,808	— 219
Total, A. Irrigation—1. Productive works.	6,50,666	6,50,666	1,98,340	7,93,360	9,91,700	6,40,163	28,34,633	9,465
2. UNPRODUCTIVE WORKS.										
1. Rushikulya system	9,620	9,620	6,004	24,019	30,023	10,838	72,114	410
2. Nagavalli river system	3,424	3,424	1,278	5,115	6,393	887	16,780	87
3. Muniyeru system	1,237	1,237	407	1,629	2,036	229	6,507	41
4. Peddanayudu tank of Chinna-raopalem.
5. Jangameshwarapuram tank	— 7	— 7	1	5	6	..	20	..
6. Atmakur tank	80	80	66	261	327	..	1,081	6
7. Dondapad tank	43	43	19	77	96	..	316	2
8. Bhavanasi tank	230	230	329	1,315	1,644	504	4,933	32
9. Hajipuram tank	37	37	32	127	159	127	387	3
10. Ponnalur tank	136	136	140	558	698	1,696	610	14

C-I.—Statement showing the financial results of Irrigation, Navigation, Embankment and Drainage Works (classed as 'Productive' and 'Unproductive') for which Capital and Revenue Accounts are kept in the Madras Presidency for the year ending 1926-27—cont.

Works or systems.	Working expenses.									
	Revenue management.				Maintenance and Repairs.					
	Establishment.			Total revenue management.	Establishment.			Extensions and Improvements.	Maintenance and Repairs.	Tools and plant.
	Direction.	Execution.	Civil officers.		Direction.	Execution.	Total.			
(13)	(14)	(15)	(16)	(17)	(18)	(19)	(20)	(21)	(22)	
A. IRRIGATION WORKS—cont.			RS.	RS.	RS.	RS.	RS.	RS.	RS.	RS.
2. UNPRODUCTIVE WORKS—cont.										
11. Anamasamudram-Beraperu tank	— 145	— 145	228	914	1,142	388	3,390	22
12. Mopad project	1,670	1,670	623	2,492	3,115	589	9,711	61
13. Yerur tank	— 57	— 57	14	54	68	..	228	1
14. Vamula tank
15. Baror tank	576	576	154	614	768	23	3,292	— 11
16. Kuniyapalayam anicut	106	426	532	248	2,053	— 7
17. Sagileru tank	— 194	— 194	290	1,159	1,449	..	4,009	59
18. Talapulasanka tank
19. Markapur tank	118	118	159	636	795	38	2,158	32
20. Yellanur tank	203	203	5	20	25	..	89	1
21. Kocheruvu tank	— 17	— 17	129	516	645	404	1,381	26
22. Siddapur tank	72	287	359	..	992	15
23. Nagavaram anicut and supply channel	97	97
24. Venkatapuram tank	53	53	28	112	140	..	389	6
25. Kurnool-Cuddapah canal	17,550	17,550	9,492	37,970	47,462	46,599	84,717	1,941
26. Tippayapalem project
27. Valluru anicut system	34	34	190	759	949	70	2,556	39
28. Madras water-supply and irrigation system	536	536	1,449	5,799	7,248	1,861	18,393	296

C-I.—Statement showing the financial results of Irrigation, Navigation, Embankment and Drainage Works (classed as 'Productive' and 'Unproductive') for which Capital and Revenue Accounts are kept in the Madras Presidency for the year ending 1926-27—cont.

70

Works or systems.	Working expenses.									
	Revenue management.				Maintenance and Repairs.					
	Establishment.			Total revenue management.	Establishment.			Extensions and Improvements.	Maintenance and Repairs.	Tools and plant.
	Direction.	Execution.	Civil officers.		Direction.	Execution.	Total.			
(13)	(14)	(15)	(16)	(17)	(18)	(19)	(20)	(21)	(22)	
A. IRRIGATION WORKS—cont.										
2. UNPRODUCTIVE WORKS—cont.			RS.	RS.	RS.	RS.	RS.	RS.	RS.	RS.
29. Panjapatti reservoir	41	41	39	154	193	..	597	— 4
Total, A. Irrigation—2. Unproductive works.	35,265	35,265	21,254	85,018	1,06,272	54,311	2,36,683	3,072
Total, A. Irrigation works	6,85,931	6,85,931	2,19,594	8,78,378	10,97,972	6,04,474	30,71,316	12,537
B. NAVIGATION, EMBANKMENT AND DRAINAGE WORKS.										
2. UNPRODUCTIVE WORKS.										
1. Ganjam-Gopalpur canal	21	83	104	..	289	1
2. Buckingham canal	16,446	65,784	82,230	727	2,36,736	2,972
3. Vedaranniyam canal	279	1,114	1,393	..	5,491	32
Total, B. Navigation, etc., works—2. Unproductive.	16,746	66,981	83,727	727	2,42,516	3,005
Total, B. Navigation, etc., works.	16,746	66,981	83,727	727	2,42,516	3,005
Total, Construction of Irrigation, works.	6,85,931	6,85,931	2,36,340	9,45,359	11,81,699	6,05,201	33,13,832	15,542

APPENDIX I

C-I. —Statement showing the financial results of Irrigation, Navigation, Embankment and Drainage works (classified as 'Productive' and 'Unproductive') for which Capital and Revenue Accounts are kept in the Madras Presidency for the year ending 1926-27—*cont.*

Works or systems.	Working expenses— <i>cont.</i>									
	Maintenance and Repair— <i>cont.</i>		Indirect charges.	Grand total of working expenses.	Deduct old maintenance charges.			Total working expenses on improvements.	Net revenue.	
	Deduct recoveries of expenditure.	Total cost of maintenance.			Direct charges.	Indirect charges.	Total.		Total.	Due to improvements.
	(23)	(24)	(25)	(26)	(27)	(28)	(29)	(30)	(31)	(32)
A.—IRRIGATION WORKS — <i>cont.</i>	RS.	RS.	RS.	RS.	RS.	RS.	RS.	RS.	RS.	RS.
1. PRODUCTIVE WORKS.										
1. Ganjam minor river system	52,427	384	56,064	6,362	47	6,409	49,655	1,04,049	15,458
2. Godavari delta system ..	4,751	8,11,449	6,048	10,29,647	10,29,647	35,46,580	34,22,580
3. Polavarum island project
4. Kistna delta system ..	1,794	9,62,564	7,371	11,66,416	11,66,416	30,10,520	29,39,520
5. Divi pumping system	1,43,670	1,098	1,52,898	15,934	122	16,056	1,36,842	95,283	91,039
6. Pennar river canals system	1,01,935	779	1,29,921	38,794	296	39,090	90,831	6,88,562	4,71,652
7. Arkenkota channel ..	1	13,044	106	14,147	1,096	9	1,105	13,042	25,125	7,230
8. Thadepalli do. ..	11	23,331	190	26,734	4,385	36	4,421	22,313	1,15,561	43,982
9. Kalingarayan channel ..	3	14,601	119	17,167	4,934	40	4,974	12,223	1,19,950	39,894
10. Palar anicut system ..	1	75,859	596	82,485	3,792	31	3,823	78,662	1,65,768	44,591
11. Poiney do. ..	3	19,860	161	23,449	3,837	31	3,868	19,581	83,490	49,358
12. Cheyyeru do. ..	9	25,925	211	28,713	3,938	32	3,970	24,743	64,355	29,325
13. Tirukkoyilur anicut system ..	12	23,284	185	26,223	6,213	49	6,262	19,961	89,555	35,817
14. Shatintope anicut system ..	20	38,305	304	45,685	2,071	16	2,087	43,598	1,16,575	98,662
15. Toludur project ..	16	25,726	204	31,245	31,245	86,445	75,855
16. Mohamattur anicut system	5,079	40	6,169	802	6	808	5,361	18,915	15,723
17. Vriddhacalam anicut system.	20	10,088	80	11,882	11,882	31,619	28,119
18. Lower Coleroon anicut system.	1,016	2,19,796	1,753	2,42,826	9,170	73	9,243	2,33,583	3,44,560	1,98,803
19. Pelandurai do. ..	3	16,614	158	19,470	148	1	149	19,321	38,213	35,362
20. Ruvanna channel
21. Umbum tank	3,143	23	3,189	1,091	8	1,099	2,090	27,260	— 1,641
22. Chembrambakkam tank	9,173	67	11,412	7,405	54	7,459	3,953	48,151	39,610
23. Cauvery delta system ..	54	9,09,378	7,340	10,03,092	1,33,066	1,056	1,34,122	8,68,970	41,43,841	8,77,963

C-I.—Statement showing the financial results of Irrigation, Navigation, Embankment and Drainage Works (classified as 'Productive' and 'Unproductive') for which Capital and Revenue Accounts are kept in the Madras Presidency for the year ending 1926-27—cont.

Working expenses—cont.

Works or systems.	Maintenance and Repairs—cont.		Indirect charges.	Grand total of working expenses.	Deduct old maintenance charges.			Total working expenses on improvements.	Net revenue.	
	Deduct recoveries of expenditure.	Total cost of maintenance.			Direct charges.	Indirect charges.	Total.		Total.	Due to improvements.
A.—IRRIGATION WORKS	RS.	RS.	RS.	RS.	RS.	RS.	RS.	RS.	RS.	RS.
—cont.										
1. PRODUCTIVE WORKS—cont.										
24. Kattalai anicut right bank canal.
25. Cauvery-Mettur reservoir project.
26. Nandyar channel system	21,020	160	21,672	4,221	32	4,253	17,419	5,598	— 7,149
27. Periyar system	5,13,849	3,980	5,58,749	34,086	259	34,345	5,24,404	5,49,624	3,79,969
28. Srivaikuntam anicut system.	..	2,87,358	2,442	2,97,890	7,319	56	7,375	2,90,515	— 51,187	— 1,22,812
29. Marudur anicut system	40,790	310	45,878	6,187	47	6,234	39,644	1,66,621	57,855
Total, A. Irrigation—1. Productive works.	7,713	43,68,248	34,109	50,68,023	2,94,821	2,301	2,97,122	47,55,901	1,36,35,053	88,61,765
2. UNPRODUCTIVE WORKS.										
1. Rushikulya system	397	1,12,988	1,001	1,23,609	7,630	56	7,686	1,15,923	1,40,407	81,093
2. Nagavalli river system	24,147	177	27,748	3,954	29	3,983	23,765	93,950	60,533
3. Muniyeru system	8,813	67	10,117	290	2	292	9,825	18,413	16,205
4. Peddanayndu tank of Chinna-raopalēm.	1,200	1,200
5. Jangamaheswarapuram tank	26	..	19	19	345	— 155
6. Atmakur tank	100	1,314	11	1,405	1,405	204	204
7. Dondapad tank	414	3	460	460	415	415
8. Bhavanasi tank	7,113	54	7,397	7,397	— 2,791	— 2,791
9. Hajipuram tank	686	5	728	728	1,146	1,146
0. Ponnalur tank	3,018	23	3,177	3,177	— 467	— 467

C-I—Statement showing the financial results of Irrigation, Navigation, Embankment and Drainage Works (classed as 'Productive' and 'Unproductive') for which Capital and Revenue Accounts are kept in the Madras Presidency for the year ending 1926-27—*cont.*

Works or systems.	Working expenses— <i>cont.</i>											
	Maintenance and Repairs— <i>cont.</i>		Indirect charges.	Grand total of working expenses.	Deduct old maintenance charges.			Total working expenses on improvements.	Net revenue.			
	Deduct recoveries of expenditure.	Total cost of maintenance.			Direct charges.	Indirect charges.	Total.		Total.	Due to improvements.		
(23)	(24)	(25)	(26)	(27)	(28)	(29)	(30)	(31)	(32)			
4. IRRIGATION WORKS—<i>cont.</i>	RS.	RS.	RS.	RS.	RS.	RS.	RS.	RS.	RS.	RS.		
2. UNPRODUCTIVE WORKS—<i>cont.</i>												
11. Anamasamudram-Boraperu tank.	..	4,912	38	4,835	837	6	843	3,992	—	4,132	—	6,889
12. Mopad project	13,476	103	15,249	15,249	23,355	22,922
13. Yerur tank	297	2	242	242	—	954	—	1,379
14. Vamula tank
15. Barur tank	19	4,053	33	4,662	4,662	12,926	8,426
16. Kaniyapalayam ancient	2,826	23	2,849	2,849	1,161	1,161
17. Sagilern tank	5,617	40	5,363	3,007	22	3,029	2,334	8,615	—	..	6,156
18. Talapalayanka tank
19. Markapur tank	3,023	22	3,163	334	2	336	2,827	1,316	—	..	478
20. Yellanur tank	95	1	299	299	4,240	—	..	4,240
21. Kocheruvu tank	2,456	18	2,457	2,457	—	1,812	—	2,792
22. Siddapur tank	1,366	10	1,376	1,376	—	1,376	—	1,376
23. Naravaram ancient and supply channel.	97	97	4,106	1,860
24. Zenkatapuram tank	535	4	592	592	622	458
25. Kurnool-Cuddapah canal	1,80,719	1,313	1,99,582	4,113	30	4,143	1,95,439	2,00,502	1,58,773
26. Thippayypalem project
27. Valluru ancient system	3,614	26	3,674	1,793	13	1,806	1,868	2,312	—	..	882
28. Madras water-supply and irrigation system.	38	27,560	291	28,297	5,230	38	5,268	23,029	30,596	24,864

C-I.—Statement showing the financial results of Irrigation, Navigation, Embankment and Drainage Works (classed as 'Productive' and 'Unproductive') for which Capital and Revenue Accounts are kept in the Madras Presidency for the year ending 1926-27—cont.

Works or systems.	Working expenses—cont.									
	Maintenance and Repairs—cont.		Indirect charges.	Grand total of working expenses.	Deduct old maintenance charges.			Total working expenses on improvements.	Net revenue.	
	Deduct recoveries of expenditure	Total cost of maintenance.			Direct charges.	Indirect charges.	Total.		Total.	Due to improvements.
			(23)	(24)				(25)		
A. IRRIGATION WORKS—cont.	RS.	RS.	RS.	RS.	RS.	RS.	RS.	RS.	RS.	RS.
2. UNPRODUCTIVE WORKS—cont.										
29. Panjapatti reservoir	786	6	833	833	589	589
Total, A. Irrigation—2. Unproductive works.	554	4,09,784	3,181	4,48,230	27,188	198	27,386	4,20,844	5,34,878	3,70,704
Total, A. Irrigation works ..	8,267	47,78,082	37,240	55,01,253	3,22,009	2,499	3,24,508	51,76,745	1,41,69,911	92,32,469
B. NAVIGATION, EMBANKMENT AND DRAINAGE WORKS.										
2. UNPRODUCTIVE WORKS.										
1. Ganjam-Gopalpur canal	384	3	397	397	— 257	— 257
2. Buckingham canal	26	3,22,639	2,374	3,25,013	3,25,013	— 2,49,688	— 2,49,688
3. Vedaranniyam canal	6,916	55	6,971	6,971	— 6,914	— 5,914
Total, B. Navigation, etc., works—2. Unproductive.	26	3,29,949	2,432	3,32,381	3,32,381	— 2,55,859	— 2,55,859
Total, B. Navigation, etc., works..	26	3,29,949	2,432	3,32,381	3,32,381	— 2,55,859	— 2,55,859
Total, Construction of Irrigation works.	8,293	51,07,981	39,722	58,33,634	3,22,009	2,499	3,24,508	55,09,126	1,39,14,052	89,76,610