

EAST INDIA (EDUCATION).

PROGRESS  
OF  
EDUCATION IN INDIA  
1917-22.

VOL. I.  
EIGHTH QUINQUENNIAL REVIEW.

LONDON:  
PUBLISHED BY HIS MAJESTY'S STATIONERY OFFICE.

To be purchased directly from H.M. STATIONERY OFFICE at the following addresses:  
Imperial House, Kingsway, London, W.C. 2; 28, Abingdon Street, London, S.W. 1;  
York Street, Manchester; 1, St. Andrew's Crescent, Cardiff;  
120, George Street, Edinburgh;  
or through any Bookseller.

1924.

*Price 2s. 3d. Net.*

FIG. 1.  
EXPENDITURE ON EDUCATION IN INDIA.

Famine .....\*  
 Commencement of Plague .....★  
 Influenza .....⊙  
 Native States omitted.....+

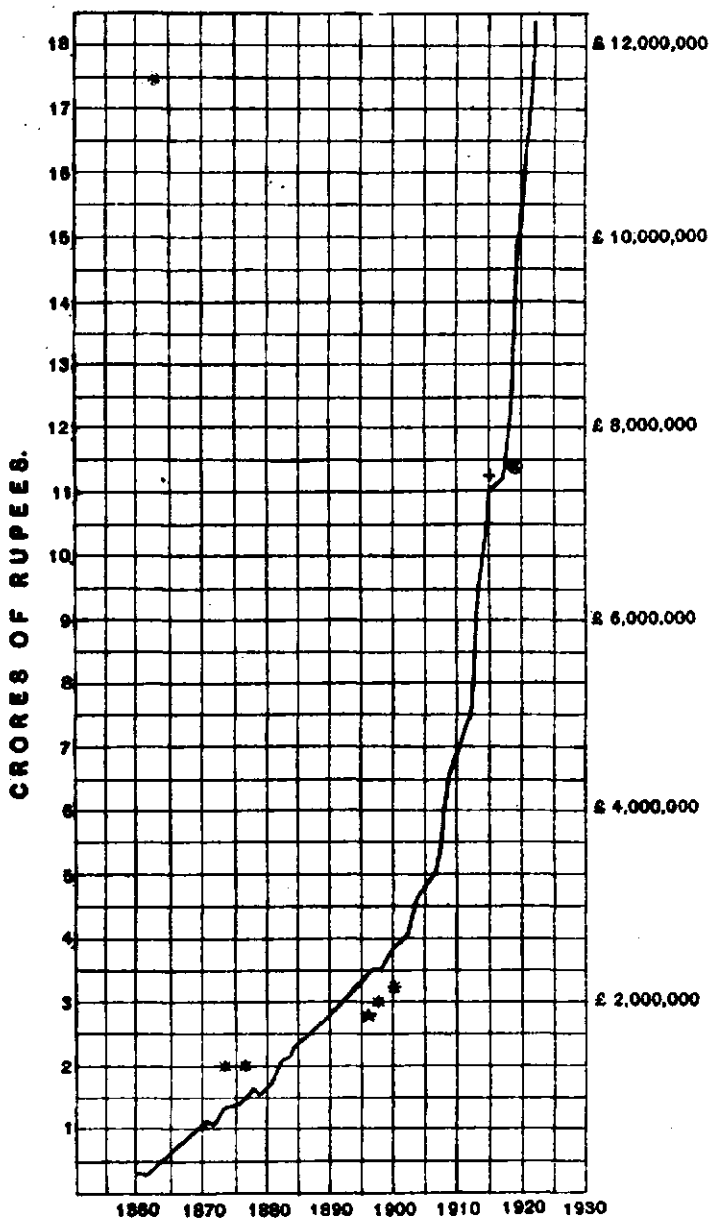


FIG. 2.

TOTAL NUMBER OF PUPILS UNDER INSTRUCTION IN INDIA.

- Famine \*
- Commencement of Plague ★
- Influenza ⊙
- Native States omitted +

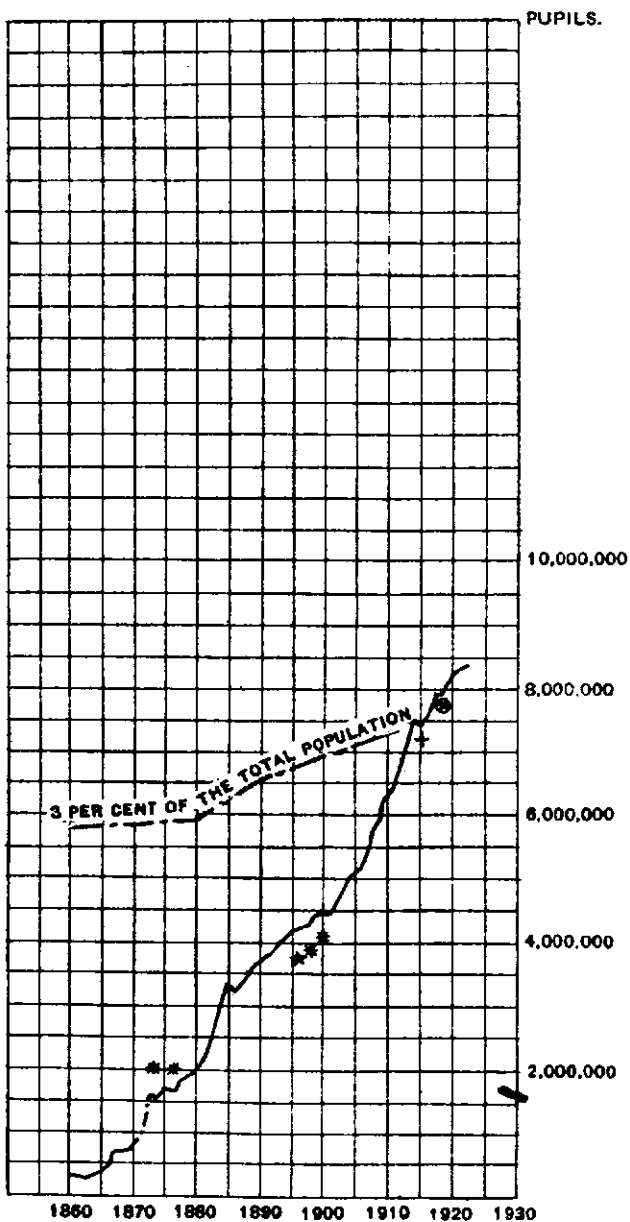


FIG. 3.  
EXPENDITURE ON EDUCATION.

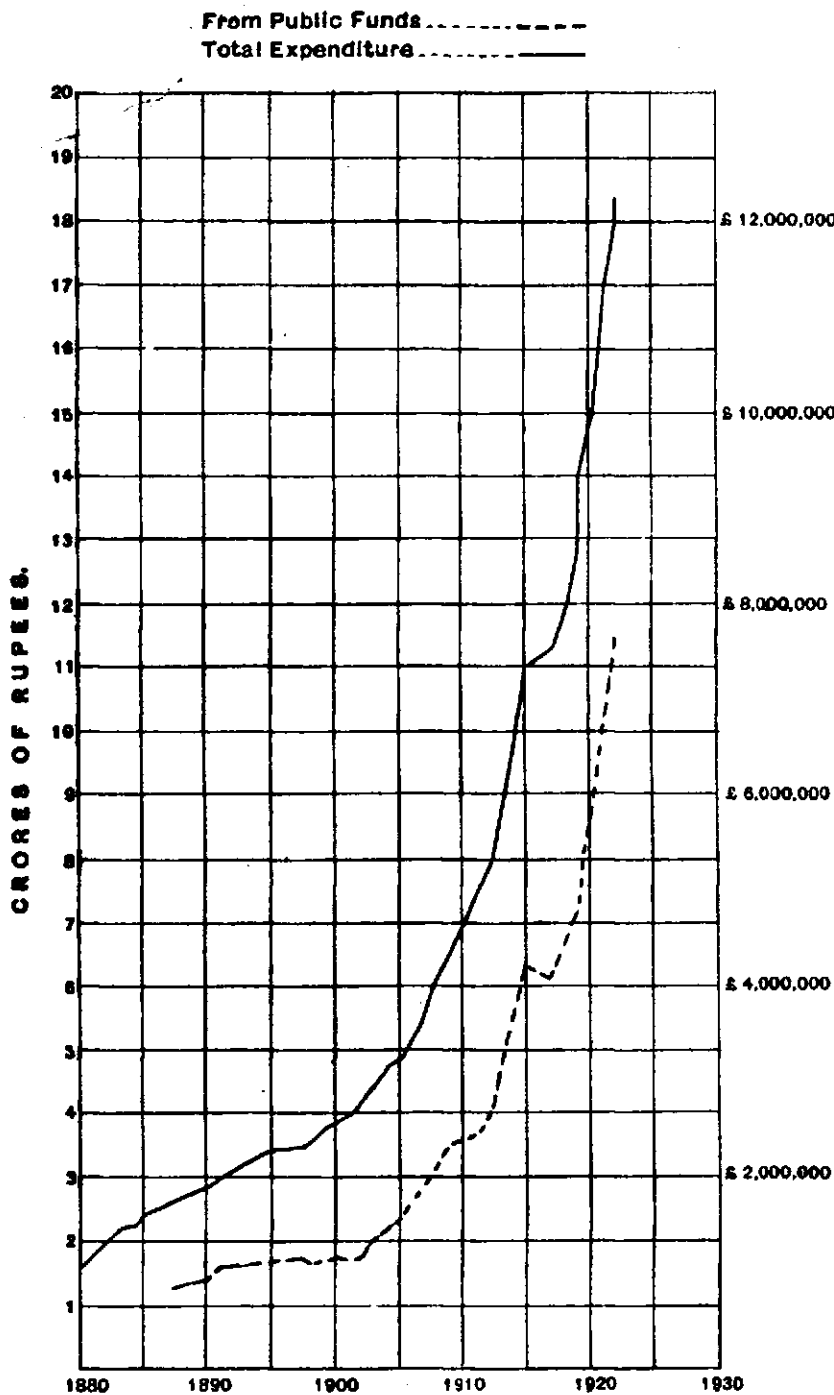
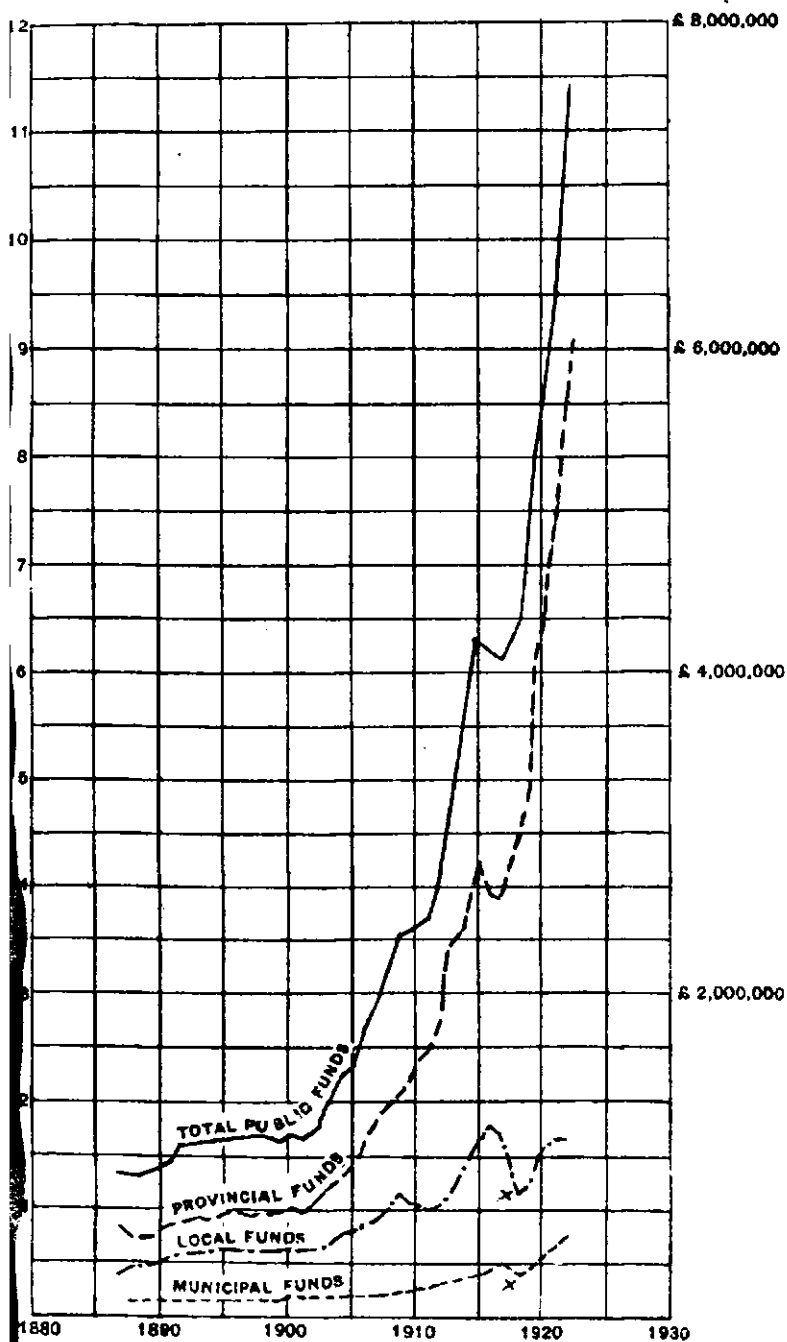




FIG 4.  
PUBLIC EXPENDITURE.



\* Fall due to reclassification of expenditure according to which Government contributions made to local bodies for education are included in expenditure from provincial funds.



**PROGRESS**  
OF  
**EDUCATION IN INDIA**

**1917—1922**

BY  
**J. A. RICHEY, C.I.E.**

**EIGHTH QUINQUENNIAL REVIEW**  
**VOL. I.**

**CALCUTTA**  
**SUPERINTENDENT GOVERNMENT PRINTING, INDIA**  
**1923**

# Agents for the Sale of Books Published by the Superintendent of Government Printing, India, Calcutta.

## IN EUROPE.

Constable & Co., 10, Orange Street, Leicester Square, London, W.C.  
 Kegan Paul, Trench, Trübner & Co., 68-74, Carter Lane, E.C., and 39, New Oxford Street, London, W.C.  
 Bernard Quaritch, 11, Grafton Street, New Bond Street, London, W.  
 F. S. King & Sons, 2 & 4, Great Smith Street, Westminster, London, S. W.  
 H. S. King & Co., 65, Cornhill, E. C., and 9, Pall Mall, London, W.  
 Grindlay & Co., 54, Parliament Street, London, S. W.  
 Luzac & Co., 46, Great Russell Street, London, W. C.  
 W. Thacker & Co., 2, Creed Lane, London, E. C.

T. Fisher Unwin, Ltd., 1, Adelphi Terrace, London, W. C.  
 Wheldon and Wesley Ltd., 2, 3 & 4, Arthur Street, New Oxford Street, London, W. C. 2.  
 Messrs. East and West Ltd., 3, Victoria Street, London, S. W. 1.  
 B. H. Blackwell, 50 & 51, Broad Street, Oxford.  
 Deighton Bell & Co., Ltd., Cambridge.  
 Oliver and Boyd, Tweeddale Court, Edinburgh.  
 E. Ponsonby, Ltd., 116, Grafton Street, Dublin.  
 Ernest Leroux, 23, Rue Donaparte, Paris.  
 Martinus Nijhoff, The Hague, Holland.  
 Otto Harrassowitz, Leipzig.  
 Friedländer and Sohn, Berlin.

## IN INDIA AND CEYLON.

Thacker, Spink & Co. Calcutta and Simla.  
 Newman & Co., Calcutta.  
 R. Cambay & Co., Calcutta.  
 S. K. Lahiri & Co., Calcutta.  
 B. Banerjee & Co., Calcutta.  
 The Indian School Supply Depot, 309, Bow Bazar Street, Calcutta, and 226, Nawabpur, Dacca.  
 Butterworth & Co. (India), Ltd., Calcutta.  
 Eal M. C. Sarcar Bahadur & Sons, 90-2A, Harrison Road, Calcutta.  
 The Weldon Library, 57, Park Street, West, Calcutta.  
 Standard Literature Company, Limited, Calcutta.  
 Lal Chand & Sons, Calcutta.  
 The Association Press, Calcutta.  
 The International Buddhist Book Depot, 4, Chandney Chowk, 1st Lane, Calcutta.  
 Higginbotham & Co., Madras.  
 V. Kalyanarama Iyer & Co., Madras.  
 G. A. Natesan & Co., Madras.  
 S. Murthy & Co., Madras.  
 Thompson & Co., Madras.  
 Temple & Co., Madras.  
 F. B. Rama Iyer & Co., Madras.  
 Vas & Co., Madras.  
 E. M. Gopalakrishna Kone, Madras.  
 Thacker & Co., Ltd., Bombay.  
 D. B. Taraporevals, Sons & Co., Bombay.  
 Mrs. Radhabai Atmaram Sagoon, Bombay.  
 Sunder Pandurang, Bombay.  
 Gopal Narayan & Co., Bombay.  
 Ram Chandra Govind & Son, Kaibadevi, Bombay.  
 Proprietor, New Kitabkhana, Poona.

The Standard Bookstall, Karachi, Rawalpindi and Murree.  
 Mangaldas Harkisandas, Surat.  
 Karsandas Narandas & Sons, Surat.  
 A. H. Wheeler & Co., Allahabad, Calcutta and Bombay.  
 N. B. Nathur, Supt., Nazir Kanun Hfid Press, Allahabad.  
 Munshi Seeta Ram, Managing Proprietor, Indian Army Book Depot, Juhl, Cawnpore.  
 Bai Sahib M. Gulab Singh & Sons, Masd-Am Press, Lahore and Allahabad.  
 Rama Krishna & Sons, Lahore.  
 Oxford Book and Stationery Company, Delhi.  
 Supt., American Baptist Mission Press, Rangoon.  
 Proprietor, Rangoon Times Press, Rangoon.  
 The Modern Publishing House, Ltd., 70, Sparks Street, Rangoon.  
 Manager, the "Hitavada," Nagpur.  
 S. C. Talukdar, Proprietor, Students & Co., Cooch Behar.  
 A. M. & J. Ferguson, Ceylon.  
 Manager, Educational Book Depôts, Nagpur and Jabulpore.\*  
 Manager of the Imperial Book Depot, 63, Chandney Chauk Street, Delhi.\*  
 Manager, "The Agra Medical Hall and Co-operative Association, Ltd." (Successors to A. John & Co., Agra).  
 Supt., Basel Mission Book and Tract Depository, Mangalore.\*  
 P. Varadachary & Co., Madras.\*  
 Ram Dayal Agarwala, 184, Katra, Allahabad.\*  
 D. C. Anand & Sons, Peshawar.\*  
 Manager, Newal Kishore Press, Lucknow.\*  
 Maung Lu Gale, Proprietor, Law Book Depot, Mandalay.\*  
 Times of Ceylon Co., Ltd.†

\* Agents for the sale of Legislative Department publications only.

† Agents for the sale of Archaeological publications only.

# CONTENTS.

	PAGE.
<b>PREFACE.</b>	
<b>CHAPTER I.—Introductory . . . . .</b>	1
<b>CHAPTER II.—Administration and Control . . . . .</b>	26
<b>CHAPTER III.—Universities and Arts Colleges . . . . .</b>	48
<b>CHAPTER IV.—Secondary Education (Boys) . . . . .</b>	77
<b>CHAPTER V.—Primary Education (Boys) . . . . .</b>	102
<b>CHAPTER VI.—Education of Indian Girls and Women . . . . .</b>	126
<b>CHAPTER VII.—Professional Education :</b>	
The Training of Teachers . . . . .	141
Legal Education . . . . .	152
Medical Education . . . . .	154
Engineering Education . . . . .	157
Agricultural Education . . . . .	162
Forestry . . . . .	173
Veterinary Science . . . . .	174
<b>CHAPTER VIII.—Industrial and Commercial Education :</b>	
Technical and Industrial Schools . . . . .	176
Schools of Art . . . . .	183
Commercial Education . . . . .	185
<b>CHAPTER IX.—Education of Special Classes and Communities :</b>	
Education of Chiefs and Higher Classes . . . . .	189
European Education . . . . .	191
Muhammadan Education . . . . .	200
Education of Depressed Classes . . . . .	205
Education of Aboriginal and Hill Tribes . . . . .	208
Education of Criminal Tribes . . . . .	211
Education of Children of Labourers in Fac- tories and Tea Gardens . . . . .	212
Education and Training in the Government Ordnance Factories . . . . .	214
Education of Defectives . . . . .	219
<b>CHAPTER X.—Education in the Army . . . . .</b>	222
<b>CHAPTER XI.—Miscellaneous :</b>	
Private Institutions . . . . .	227
Oriental Studies . . . . .	290
Reformatory Schools . . . . .	233
Text-Book Committees . . . . .	235
Conferences and Committees . . . . .	238

**INDEX.**

## PREFACE.

This, the eighth quinquennial review on the progress of education in India, covers the period from April the 1st, 1917, to March the 31st, 1922. It must begin, like its predecessors, by offering an excuse for its late appearance. The materials on which it is based, returns and reports from universities and from the fifteen provinces and administrations of British India, were received at intervals during the spring and summer of this year, the last but not least important instalments only reaching Simla in July. In spite of such delays this review will issue no later in the year than its predecessors.

The area with which it deals, 1,091,229 square miles, is practically the same as that dealt with in the last review, but the population of that area is shown by the census of 1921 to have increased from 244 millions to 247 millions. In form and content the review differs in several particulars from previous reviews. The substitution of octavo size for foolscap is a change which will, it is hoped, commend itself to readers. Certain changes have been made in the distribution of the subject matter between the different chapters. Other changes have been chiefly in the direction of elimination and compression. For example, an admirable description of the general characteristics of Indian education was given by Sir Henry Sharp in the opening chapter of the last review; I have assumed that the reader is familiar with these characteristics. No illustrations have been included in this volume and the number of tables in the second volume has been curtailed. These omissions have been made not of choice but of necessity. Owing to the present financial position of the Government of India no additional staff has been employed as on previous occasions to assist in the preparation of the quinquennial review; on the contrary even the ordinary staff available has been drastically reduced. The task of compiling the numerous statements and tables contained in both volumes has largely devolved upon Mr. F. E. Quraishi

of the Education Department whose assistance has been most valuable.

I have shown my obligation to the authors of the various provincial reports by quoting freely and literally, from their works.\* The officers responsible for the major reports are:—

Madras . . . . .	Mr. R. G. Grieve, M.A., M.L.C.
Bombay . . . . .	Mr. F. B. P. Lory, M.A.
Bengal . . . . .	Mr. J. W. Holme, M.A.
United Provinces . . . . .	Mr. A. H. Mackenzie, M.A., B.Sc., M.L.C., assisted by Mr. H. B. Wetherill, M.A.
Punjab . . . . .	Mr. G. Anderson, M.A., C.I.E.
Burma . . . . .	Sir Mark Hunter, Kt., M.A., D.Litt., assisted by Mr. J. P. Bulkeley, M.A.
Bihar and Orissa . . . . .	Mr. G. E. Fawcus, M.A., C.I.E., O.B.E.
Central Provinces . . . . .	Mr. C. E. W. Jones, M.A., M.L.C.
Assam . . . . .	Mr. J. B. Cunningham, M.A., C.I.E.
North-West Frontier Province. . . . .	Mr. J. H. Towle, M.A.
Delhi . . . . .	} Mr. L. T. Watkins, M.A.
Ajmer-Merwara . . . . .	

I am also indebted to Dr. D. Clouston, D.Sc., C.I.E., Officiating Agricultural Adviser to the Government of India, for the interesting section on agricultural education, to the Medical, Veterinary and Forestry Departments for the sections dealing with those subjects, and to the Military Training Directorate of the General Staff Branch, Army Headquarters, for the chapter on education in the Army, which is a new feature in the present review. The all-India general tables included in Volume II of the review were compiled as usual in the office of the Director of Statistics.

J. A. RICHEY,

*Educational Commissioner  
with the Government of India.*

SIMLA,

*The 25th September 1923.*

\* The quotations are indicated in footnotes by the names of the Provinces and the pages of the reports.

# PROGRESS

OF

# EDUCATION IN INDIA

## 1917-1922.

---

### CHAPTER I.

#### INTRODUCTORY.

There is no lack of incident or variety in the history of Indian education during the last five years. Opening with a flood of enthusiasm, which would have swept all children of school-going age into school, the period closed with an ebb of re-action and doubt which sought to empty the schools of even their voluntary attendance. The forces behind both these movements were political. The feeling that the chief obstacle to India's progress towards a complete nationhood is to be found in the illiteracy of her masses first found expression in Mr. Gokhale's Primary Education Bill of 1911. It was brought to a head by the declaration of the Secretary of State in August 1917 that India's future lay in the progressive development by successive stages of complete self-government. Responsible Indian thought realised that the rate of progress from a bureaucratic to a democratic form of government must be largely dependent on the evolution of a popular electorate capable of exercising the franchise and so, ultimately, on the rate of expansion of literacy among the masses. Expansion under a voluntary system of education was proving a slow and uncertain business. The solution appeared

Compulsory  
Education.

to be the early introduction of compulsory education; and Education Acts with this object in view were introduced in rapid succession in the seven major provinces of India between February 1918 and October 1920. The nature of these acts and the causes which have conspired to render them hitherto almost inoperative will be discussed in the chapter on primary education. It is possible that they would have proved more immediately effective had they limited their aims to the enforcement on local bodies of the obligation to provide educational facilities for all children of school-going age, that is to say, if compulsion had first been exercised on local bodies and not directly on the parents. But the feeling which prompted the promoters was sound; and even if the new acts may need amendment in the direction indicated, as the Government of Bombay has already realised, they constitute a landmark in the history of Indian education.

Economic  
distress.

2. The introduction of these acts was followed by a period of economic distress and political unrest which India shared with the rest of the world. Under a voluntary system of education scarcity and high prices at once react upon school attendance, and the numbers were already falling in some parts of India when the schools were subjected to a direct political attack. "The long continuance of the war brought depression in its train. The cost of education rose with the price of food and clothing and school materials. Money was scarce. Employment proved hard or impossible to get. The spirit of hope was discouraged, and as the line wavered, the politicians struck. This was due to no astuteness on their part. They were themselves the creatures of the complex which they exploited and, with those whom they misled, are now equally its victims."<sup>1</sup>

Non-co-operation  
movement.  
(c) Its begin-  
nings.

3. It is not within the scope of an educational report to consider the political origins of the non-co-operation movement. It did not at first make any direct attack upon the schools, though attendance at political meetings, enrolment as volunteers and other similar activities served to distract the attention of students from their studies and to impede discipline. It was only after the meeting of the Indian National Congress held in Nagpur in December 1920 that the campaign was launched which succeeded in crippling some schools beyond hope of recovery, in disorganising the work of others for six months or a year and in ruining the careers of many promising scholars. At the Nagpur meeting resolutions were passed declaring a boycott of all schools recognised by Government. This started a movement which spread in successive waves over the whole of India. In no province did it maintain its

<sup>1</sup> Assam, p. 36.



maximum force for more than a few months, so that some provinces were already recovering from the shock while in others the disturbance was at its height. Its progress is marked by a rapid local decline in attendance at schools and colleges and by the occurrence of school strikes and other signs of indiscipline.

4. Originally forming, as it did, part of a campaign which aimed at paralysing the administration, it was purely destructive in character. It was an appeal to the student community to break away from the control of Government, and Government control is represented to students by the authorities who direct their studies. A large number of students who responded to the appeal did so under the impression that they were thereby in some obscure way serving their country. The power of the appeal was strengthened by a very genuine discontent with a course of education which appeared to lead to nothing but the acquisition of a degree, an honour no longer worth the money spent in obtaining it. The political appeal was thus supported by the economic. Finally it must be remembered that the appeal was made to most inflammable material. "The drabness and joylessness of student life in Bengal has been a matter for frequent comment. The Calcutta University Commission Report has perhaps said the last word in describing the conditions of this life. Poverty, the cram-drudgery of his studies, the dreary surroundings in which a student too often finds himself housed, make him 'moody, depressed and absorbed in himself and his prospects. He needs therefore more than other students of the same age, recreation and diversion. --- It is not surprising therefore if in moments of despondency, he falls a victim to uncontrollable excitement, sometimes of the most serious and violent nature.' Thus the appeal of the agitators, ostensibly to the noblest instincts of the student, his love of country and eagerness for sacrifice, couched in terms that suggested glowing ideas of 'national' service, found its response in that natural craving for excitement in the adolescent, which in other countries would have found vent in college 'rags,' in sport, in a hundred and one ways made impossible to the student in Bengal by his circumstances."<sup>2</sup>

"All classes of students have been affected and among those who responded to pressure are those whom colleges could least afford to lose as well as those whose departure caused no regret. There was something in the movement that appealed to most diverse types of mind. The call to 'national' service and self-sacrifice found a quick response among the best, un-

<sup>2</sup> Bengal, pp. 84-85.

intelligible to those who do not realize the emotional background of student life and the absence of a strong sense of humour. While older men have been seeing visions the young men are dreaming dreams. Imagination has been fired and a spiritual 'uplift' initiated. Something that had long been wanting in our college life had been supplied. To another class of temperament the situation presented possibilities of romance and adventure that irradiated a colourless existence. Picketing and processions were as irresistible to such minds as a bump-supper and a 'rag' to Oxford under-graduates. Others became for the first time conscious that they were wasting time over a kind of education not suited to their needs and leading them at its best to an office stool. It is greatly to the credit of the staff that these feelings, so natural in themselves but affording such excellent material for unscrupulous agitators, found expression comparatively seldom in violent or offensive action, and that judgment was so often suspended and scope left for reflection. Credit is also due to parents, as has specially been recorded in the Punjab report. Though other reports refer gloomily to the decay of parental authority it is clear that the losses would have been far greater had not many parents, in the teeth of local ridicule and opposition, brought great pressure to bear on their sons."<sup>3</sup>

(c) The effect on attendance.

5. It is of course impossible to say how many students were actually withdrawn from schools or colleges as a result of the non-co-operation movement, since a variety of other factors, chief among which was the high cost of living, also affected the attendance in the years following the war. The following statements give some indication of the losses:—

Year.	ARTS COLLEGES.		SECONDARY SCHOOLS.						PRIMARY SCHOOLS.	
	Institutions.	Scholars.	High Schools.	Scholars.	Middle Schools.	Scholars.	Total.		Institutions.	Scholar.
							Institutions.	Scholars.		
1919-20	150	52,482	2,113	632,032	6,595	649,778	8,708	1,281,810	155,344	6,133,521
1920-21	160	48,170	2,184	600,583	6,739	653,942	8,923	1,254,525	159,345	6,327,978
1921-22	167	45,933	2,248	594,910	6,739	644,614	8,937	1,259,524	160,072	6,310,451

<sup>3</sup> Indian Education in 1920-21, p. 4.

Province.	NATIONAL SCHOOLS AND COLLEGES IN 1921-22.		APPROXIMATE EFFECT OF "NON-CO-OPERATION" ON CERTAIN RECOGNISED INSTITUTIONS UP TO MARCH 1921.			REMARKS.
	Institutions.	Scholars.	Scholars.	Withdrawn from institutions.	Returned.	
Madras . . .	92*	5,072*	1,71,111	820	†	
Bombay . . .	189	17,100	42,416	2,350	239	
Bengal . . .	190	14,819	1,03,107	11,157	No information.	
United Provinces . . .	137*	8,476*	49,171	2,626	789	
Punjab . . .	69	8,046	1,11,078	1,309	481	
Burma . . .	92	16,218	86,875	13,081	747	
Bihar and Orissa . . .	442	17,330	23,190	1,826	†	
Central Provinces . . .	86*	6,338*	71,759	1,824	454	
Assam . . .	38	1,908	12,186‡	1,139	356	
North-West Frontier Province . . .	4*	120*	41,342	Nil	..	
Minor Administrations	10	1,255	45,508	571	70	

\* Opened till 31st July 1921.

† There was a general tendency to return.

‡ Till January 1921.

6. I have so far dealt with the destructive side of the movement. It was not, however, long before the parents of the absenting scholars demanded some form of education to take the place of that which their sons had foregone. The year 1921 saw the outcrop of a large number of "national" institutions, ranging from a Muhammadan University at Aligarh to the municipal primary schools at Surat. Some of these institutions were new, but many of them had been recognised schools and were "nationalised" by their managing committees, sometimes at the instance of the scholars themselves. The Municipality of Surat, for example, "nationalised" all its schools. The Government of Bombay was forced ultimately to suspend the operations of this body and to appoint a committee of management. A recent account says:—"There are in the town about 8,000 or 9,000 school-going children, and the managing committee claims that the number of its pupils has

(d) National Institutions.

risen from 1,700 to about 4,000 children, with a daily average attendance of 3,000. The non-co-operationists put their figure at 7,500, with a daily attendance of 5,500. \* \* \* \* \*. On their own showing the non-co-operationists have succeeded only in dividing the school-children of the city into rival camps on a merely political basis. The section brought under their own wing is detached from the state-aided schools with the amiable motive of teaching the children to rebel against constituted authority. Whether they are taught anything of value is a subject on which no outside authority has any opportunity to pronounce; and it would be utterly inconsistent with the theories underlying national education to bring the matter to the test of any Government or university examination.”\*

(e) The meaning of ‘nationalisation.’

7. The first step in the “nationalisation” of a school was the repudiation of Government grants and recognition. But the act of “nationalisation” was also held to signify some alteration in the character of the school. It is no exaggeration to say that, provided that the new schools did not interfere with the work and the discipline of existing institutions, Directors and others interested in education would have welcomed what purported to be the inauguration of a new educational experiment. Any such hopes were doomed to disappointment. The new schools, if they showed any distinctive features at all, showed none that were worthy of imitation. The two elements of “national education,” on which the acknowledged leader of the non-co-operation movement, Mahatma Gandhi, had laid great stress, were the use of the *charkha* or spinning wheel and the encouragement of the vernacular. Spinning wheels were at first provided in many of the national schools, but an elementary knowledge of child nature is sufficient to explain their early disuse. Apart from the supreme dullness of this particular form of manual exercise, it has no educative value at all comparable with that possessed by other forms of hand and eye training; its disappearance from the curriculum is no matter for regret. The economic value of the *charkha* may be great, its educational value is negligible. There is little evidence that the vernacular was any more extensively used in the national schools than it is under the present regulations in recognised institutions. There is, on the other hand, clear evidence that many of the national schools gained a brief popularity by commencing the study of English at an earlier stage than is permitted by departmental regulations. In some of the institutions for older students, such for example as the National University at Aligarh, politics entered largely into the programme of studies. Apart from this, the curricula of the national institu-

\* Times Educational Supplement, dated 16th June 1923.

tions differed very little from those prescribed by the Education Department. The teachers were all products of the recognised system and were only qualified to teach what they had learnt. Too often they were not even qualified to do this and the discipline of the new schools was notoriously lax. The best of the national schools have now sought and regained recognition and the number remaining must be a small fraction of those which are shown in the preceding table.

8. It would be tedious to follow the development of the movement from province to province, but the following account from Bengal may be taken as typical of its course.

9. As a result of the Khilafat agitation in August and (f) In Bengal. September 1920 a strike took place in October at the Calcutta Madrasah. The backwash of this strike was felt at the Chittagong Madrasah, but it seems that the Mussalman element in the movement, seeing the lack of support at the time from Hindu sources, realised the disastrous effect of such a sectional upheaval, and in consequence, shrank from going to extremes. After the students' conference at Nagpur a sudden demand arose from the students of many colleges in Calcutta that the institutions should be nationalised. The students of the Central and Bangabasi colleges led the way. Excitement and intimidation were rife in certain areas of Calcutta, and largely as a precautionary measure the colleges of Calcutta, with the exception of the Bengal Engineering College, the Medical College, the post-graduate classes and the Law College, were closed. "This closure was criticised at the time as pusillanimous for it seemed clear that the demands as formulated were the demands of a small, very vocal, and highly organised minority, which, as in similar circumstances universally, was for a time able to impose its will upon an unorganised majority. It is significant in this connection that Presidency College, surrounded as it was by hostile pickets and crowds and subjected to constant endeavour to sap its loyalty, stood firm. In the end and in consonance with the action of other Calcutta colleges, Presidency College was closed. As a result, the loyal elements were no longer subjected to constant indignity and insidious argument, and the dispersal of students, whether well or ill-affected, to their homes brought them into contact with the moderating influence of age and experience. Further the hottest heads were given ample leisure to realise that the golden age promised them as a result of 'national' education was but a fantasy, since the network of *charkha*-spinning *plus* Urdu or Hindi teaching institutions refused to materialise, charm the agitator never so wisely."<sup>5</sup>

---

<sup>5</sup> Bengal, p. 91.

The picketing of colleges and schools was carried to such a length that the entrance to the examination hall was blocked against the ingress of the law candidates by rows of supine students. Only the most determined of examinees ventured to cross this barricade.

10. Outside Calcutta the acuteness of the situation seemed to vary directly in proportion to the distance of an institution from the capital. Thus at Rajshahi the work was only temporarily suspended, while at Dacca the students, though subjected to great pressure, resisted stoutly and the college was never completely closed. The net loss of the colleges appears to have been over 27 per cent. of the students who normally would have been promoted from the first and third to the second and fourth year classes, respectively. A curious feature is that the admission to the science departments of the colleges and post-graduate classes showed an increase in 1921. "This seems to support the assertion frequently made that the desertion was due in part, not to aversion from the system as a Government or Government-aided system, but to a growing and frequently expressed idea that the purely literary side of education has been overdone and that, as many of the students stated the case, it is 'science or nothing.'"<sup>6</sup>

11. The movement hardly affected the primary and middle schools at all but there was a fall of 23 per cent. approximately, i.e., of 45,000 students, in the attendance at high schools. "Girls' schools have as yet little significance in the life of the people, and this obscurity has been of service to them in saving them from sharing, except in very minor degrees, in the attacks made on those for boys."<sup>7</sup>

12. There was a recrudescence of the movement in the winter of 1921-22 in the shape of a much more barefaced and cynical attempt to use the students and the school-boys as political tools. The activities of the non-co-operationists were directed towards a complete "hold-up" of normal city life on certain days. Their methods were the employment of so-called "volunteers" for the picketing of cloth and liquor shops and for the holding up of traffic, and the organisation of illegal processions for the purpose of courting arrest. As evidence that the movement, so far as it concerned students, was entirely divorced from educational considerations, may be adduced the fact that in the cases of strikes in Calcutta colleges, there was no accompanying demand for nationalisation; the reason given was generally that the strike was a protest against the action of Government or against the arrest

<sup>6</sup> Bengal, p. 92.

<sup>7</sup> United Provinces, p. 116.

of some particular leader. While it is admitted that the movement may have given rise to a more constructively critical attitude towards the present system of education yet its evil disciplinary effects are patent. In the end "political agitation seems to have tailed off into teaching bad manners to school boys."<sup>a</sup>

13. This episode in the history of Indian education is closed. It has not been without its valuable lessons to the educationist. It has brought to light evidence of a genuine dissatisfaction with the processes of education in India. It was due to the politicians that the attack was directed against the system of educational administration, and because the system, though capable of improvement, is on the whole suited to the country the attack failed. But strength was added to the attack by underlying discontent with the character of the education provided under this system. For this discontent, it would appear, in the subsequent pages that there is some justification. "It is probable that the large bulk of the students suddenly realised, to their intense pain and disappointment, that much of their education is ill-suited to their practical needs. While the professor was lecturing to them on the annals of the Holy Roman Empire, their thoughts were inevitably and irresistibly turned to the great liberal and national movements of the nineteenth century. In economics they desired to study the application of general principles to the problems of their own country instead of to those of distant lands. Students, both at school and at college, began to wonder whether they were being trained for life and for service or for mere success in the examinations, for it was the ideals of service that were uppermost in their minds."<sup>(g)</sup>

(g) The lessons of the Non-co-operation movement.

14. In short the educational organisation of India emerged triumphantly from the ordeal, but the crisis has left behind the conviction that our educational aims need re-statement. If the function of education is the adaptation of the future citizen to his environment, then the content of education must change in harmony with changes in that environment. The political and economic conditions of India have been undergoing change and the national school movement can at least claim that it lent strength to the advocates of educational reform.

15. One significant feature of the non-co-operation campaign was its disregard of provincial boundaries. Not only did its leaders claim for it an all-India character but their

(h) All-India character of the national school movement.

<sup>a</sup> Bengal, p. 96.

<sup>b</sup> Punjab, p. 18.

appeal did in fact evoke a similar response in the different provinces which they visited. On the other hand, the organisation of the resistance to their attack was left to the provincial educational authorities. This lack of co-operation in the defence was inevitable in view of the organisation of educational administration in India, more particularly in view of the political situation at the time of the attack, for the non-cooperation movement coincided with the introduction of constitutional reforms in India. Under the new constitution the autonomy of the provinces in educational matters was established by statute. Education was declared, under the Government of India Act of 1919, to be a "provincial transferred" subject, to be entrusted to the charge of ministers responsible to the provincial legislatures. The general significance of this change will be described in the following chapter. But there are certain aspects of "provincialisation" which call for mention in this introduction.

Education in India though provincial has many common features.

16. The first, the variety which characterises the provincial systems of education, has been dealt with in previous reviews. The fact that it is possible to compile, with some degree of accuracy, the numerous all-India tables which find place in the two volumes of this review shows that these variations are not as yet fundamental. It is true that primary schools may, in one province contain seven classes, in another four, that no two provinces in India have adopted the same system of grant-in-aid, in short that education in every province has its own distinctive characteristics: yet the general uniformity of the provincial systems is more pronounced than their variety. The same problems concerning the use of the vernacular medium, the recognition of high schools, the educational responsibilities of local bodies, etc., are questions of moment to each Director of Public Instruction.

It might with advantage have more.

17. It might be of advantage if in some non-essential matters there were greater uniformity. Comparisons of the educational activities of the different provinces would be more intelligible and reliable and the lessons of experience would be more easily transferable from one province to another if, for example, the nomenclature adopted for the different classes of schools and for the different school classes was the same in all provinces. Three provinces during the quinquennium have followed the recommendation of the Conference of Directors held in 1917 and numbered their school classes in sequence from the lowest to the highest, but elsewhere a great deal of variety exists as will be apparent from the diagram facing page 77. This example is quoted merely to illustrate the point that comparisons based solely on provincial statistics are apt to be misleading.



18. Three factors are likely to conduce to further differentiation, the transfer of education to the charge of provincial ministers, the multiplication of universities and the financial inequalities of the different provinces. It is as yet too soon to say how far the provincialisation of education will lead to the adoption of divergent policies. Hitherto the tendency has been for any popular measure introduced in one province, such as a primary education act or the abolition of the age-limit for matriculation, to be adopted or at least considered for adoption in other provinces. But it is inevitable and, in view of local circumstances, not undesirable that each province should develop its own educational policy. There are, however, certain matters of importance in which local or provincial variation would be dangerous to the cause of education. No one would desire to see any differences recognised in the value of the degrees conferred by different Indian universities. The importance of having some external criterion of the fitness of candidates for admission to the professions will be mentioned in the chapter on professional education. With the multiplication of universities, some of them situated at no great distance from each other, a real danger arises lest the pressure of competition may result in the lowering of the standard of university examinations. Already it is reported from Bihar and Orissa that there is a tendency for students to migrate to Calcutta in the belief that the requirements of the Calcutta University are less exacting than those of the University of Patna. It would be most unfortunate if in India, as in the United States of America, a degree ceased to possess any intrinsic value and was dependent for recognition on the status and reputation of the particular university by which it had been conferred. Again it is natural that a province should prefer to recruit its officers from among the people of the province, but, if this principle is extended to university appointments and academic distinction is subordinated to domiciliary qualifications, some deterioration in university standards must, especially in the smaller provinces, be the result. Any change in the standard set by the university is reflected in the standard of education provided in the schools.

Provincial differences inevitable and generally desirable.

Except in educational standards.

19. These are contingencies which it is impossible to ignore. But such provincial and local variations in systems and standards are subject to control by local Governments and universities. It is otherwise with variations which are due to the inequalities of provincial finance. The provincialisation of education was accompanied by the grant of a large measure of fiscal autonomy to the provinces. The following table shows the financial position and expenditure on education of the provinces in 1921-22.

Financial differences.

Province.	Population.*	Revenues.	Ed expenditure.	Percentage of education- al expen- diture to re- venues.	
		Rs.	Rs.	Rs.	
Madras . . . . .	42,318,985	11,74,88,517	1,42,51,598	12.1	
Bombay . . . . .	19,358,379	13,10,72,589	1,71,25,286	13.1	
Bengal . . . . .	46,895,536	8,32,44,177	1,18,76,621	14.3	
United Provinces . . . . .	45,375,787	10,01,55,348	1,51,41,029	15.1	
Punjab . . . . .	20,685,024	7,09,68,534	87,11,371	12.3	
Burma . . . . .	13,212,192	9,17,71,221	57,68,683	6.3	
Bihar and Orissa . . . . .	34,002,189	4,42,62,030	53,36,928	12.1	
Central Provinces and Berar . . . . .	13,912,760	4,71,87,880	53,68,308	11.4	
Assam . . . . .	7,606,230	1,81,53,434	23,13,822	12.7	
North-West Frontier Province . . . . .	2,251,342	62,86,291	12,13,331	19.3	
Minor Administrations . . . . .	1,679,227	1,08,54,216	12,54,193	11.6	
<i>Figures for 1921-22</i> <i>etc. 1926-27</i>	TOTAL . . . . .	247,097,651	72,14,44,243	8,83,61,170†	12.2
			2,12,97,07,757	4,93,89,362	13.8

\* Taken from general educational tables.

† Taken from Finance and Revenue Accounts of the Government of India for 1921-22. The total expenditure given in the general educational tables is Rs. 9,02,30,028. The discrepancy is due to the different systems of classification of expenditure.

And their  
effect.

20. The foregoing table requires no comment. It affords an explanation of the fact that Bengal, in some ways the most educationally advanced province in India, pays its teachers less than any other province. It shows why carefully devised schemes for the expansion of education in the rural areas of Bihar and Orissa must be held in abeyance: indeed it is reasonable to infer that, unless the revenues in that province can be made more commensurate with the number of its inhabitants, the time must come when Bihar and Orissa must be content with a system of education markedly inferior to that of a province such as Burma which with half its population has double its revenues. The financial inequalities of the provinces cannot but profoundly affect their educational policies. While Bombay with its large and growing revenues can contemplate the early and general introduction of compulsory primary education, it is out of the question for Bengal with its restricted and inelastic resources to consider any such project. Since a well-organised system of education is one of the most potent factors in economic, social and political development the ultimate effect of such provincial divergencies can hardly be over-estimated. But the present review

is concerned with the educational history of the past five years, not with a problematical future; and I have laid stress on these provincial differences only in order to warn the reader that generalisations about the conditions and progress of education in India must be adopted with some reservation and that comparisons based on provincial statistics must take account of provincial differences in organisation, finance and nomenclature.

21. An account was given in the last quinquennial review of the effects of the war on Indian education. Though the war had still almost two years to run when the present quinquennium opened there is little to add to that account. The war did not appreciably affect school attendance. Except in isolated units such as the Bengali regiment and the Punjab University Signalling Section, recruits for the Indian Army were drawn chiefly from the rural and agricultural classes. Higher education in India did not suffer as in the principal countries which took part in the war. The following table borrowed from an American publication<sup>10</sup> is of interest.

*Attendance at colleges and universities.*

Countries.	1914.	1915.	1916.	1917.	1918.	1919.	1920.
United States .	..	..	..	457,488	411,116	423,477	440,069
France .	42,037	11,230	12,566	14,121	19,381	29,891	45,117
Germany .	60,741	53,739	57,243	64,978	70,162	87,065	83,596
Great Britain .	..	36,563	29,722	20,748	32,445	47,686	73,705
India .	47,337	50,838	55,620	58,639	62,938	63,830	65,916

Not the least remarkable feature of the above table is the comparatively small loss sustained by the German universities. While the average loss in British colleges was 31·4 per cent. and in France 64·4 per cent., the figures for Germany (supplied from German official sources) never show a shortage of more than 10 per cent. while the average fall for the whole war is only 1·4 per cent. In India, while attendance at colleges was not directly affected by the war, there is some evidence that attendance at primary schools was actually stimulated. From the Punjab, for example, it is reported that those who returned from service overseas had learnt to appreciate the value of education. In 1918 on the occasion of the Silver Wedding of Their Majesties, Her Excellency Lady Chelmsford issued an appeal for a fund to enable the children of those who had been killed or permanently disabled in the great war to

<sup>10</sup> Educational Review, Chicago University, April 1922.

proceed to higher education. The appeal met with a generous response and over thirteen lakhs were subscribed, chiefly by the women of India to whom the appeal was addressed. The Burma contribution of Rs. 1,34,697 was made by over a quarter of a million of women. More than a thousand scholars in middle schools, high schools and colleges now receive help from the Silver Wedding Fund. The Punjab Government had already instituted scholarships for the same class of children and after the inauguration of the Silver Wedding Fund they extended the benefits of their scheme to include the children of all who took active part in the great war. Owing to the large number of recruits which the province provided for the fighting forces the cost of these scholarships now amounts to three lakhs a year. The Madras Government have also instituted similar scholarships.

Economic  
consequences  
of the war.

22. Of the indirect effect of the war on education due to its political reactions I have already written. Still more serious, because more lasting in their consequences, were its reactions on the economic condition of India. The rise in prices affected education in two ways. It resulted directly in the withdrawal of a considerable number of scholars whose parents could no longer afford to keep them at school; to this cause, rather than to non-co-operation, may be assigned the fall in some provinces in the attendance at primary schools. But the effect on educational finance of the rise in prices was even more serious. It necessitated a general revision of the pay of the teaching staff which absorbed the funds needed for educational expansion. This is reflected in the rise in the cost of schooling as shown in general tables II and IV from which the following figures have been taken.

(i) *Average annual cost per scholar in recognised institutions.*

Year.	GENERAL EDUCATION.			SPECIAL EDUCATION.			TOTAL.
	Arts Colleges.	Second- ary Schools.	Primary Schools.	Profes- sional Colleges.	Train- ing Schools.	Other Schools.	
	Rs.	Rs.	Rs.	Rs.	Rs.	Rs.	
1916-17 . . . . .	162	28	5	318	157	38	11
1921-22 . . . . .	241	40	8	436	212	77	18
Increase per head . . . . .	+89	+12	+3	+118	+55	+39	+7

Of the increased cost the largest share was met by Government.

(ii) *Total expenditure on education, by sources.*

Year.	EXPENDITURE FROM				TOTAL EXPENDITURE.
	Government Funds.	Board Funds.	Fees.	Other Sources.	
1916-17 . . .	Rs. 3,91,62,853	Rs. 2,23,17,618	Rs. 3,18,71,138	Rs. 1,95,51,459	Rs. 11,28,83,068
1921-22 . . .	9,02,30,023	2,47,31,150	3,80,08,648	3,07,83,143	18,37,52,969
Increase . . .	+5,10,67,175	+24,13,632	+61,37,610	+1,12,51,684	+7,08,69,901

It must be remembered that in addition to the share of the increased cost of schooling which was met by Government, provincial revenues had also to bear the cost of increases in the pay of the inspecting staff, the expenditure on which rose from Rs. 50 lakhs to Rs. 80 lakhs though the number of officers employed fell from 2,209 to 2,197.

23. The year 1918-19 was marked by a terrible epidemic of influenza which is estimated to have carried off five millions of lives throughout India and which caused grave dislocation in the work of the schools and colleges. The same year also witnessed a widespread failure of crops which seriously affected school attendance. Influenza and famine.

24. In spite of the various adverse factors, political and economic, there is considerable advance in education to record during the quinquennium. The following extracts from the general tables included in the second volume give a conspectus of the numerical advance:— Statistical Progress.

(i) *Institutions and Scholars.*

Type of Institution.	INSTITUTIONS.			SCHOLARS.		
	1917.	1922.	Increase or decrease.	1917.	1922.	Increase or decrease.
Arts Colleges . . .	134	167	+33	47,135	45,933	-1,202
Professional Colleges . . .	61	64	+3	11,504	13,662	+2,158
Secondary Schools . . .	7,693	8,987	+1,294	1,186,335	1,239,524	+53,189
Primary Schools . . .	142,293	160,070	+17,867	5,818,730	6,310,400	+491,670
Special Schools . . .	4,861	4,011	-850	143,604	132,706	-10,898
Unrecognised institutions	37,893	34,807	-2,996	644,638	639,125	-5,513
TOTAL . . .	192,755	208,106	+15,351	7,851,946	8,381,950	+529,404

NOTE.—If the unrecognised institutions are not taken into account, the increase in the number of public institutions amounts to 18,347 and that of their scholars to 534,917.

(ii) *Scholars according to stages of instruction.*

Stage.	1916-17.	1921-22.	Increase or decrease.
College stage . . . . .	57,972	58,837	+865
High stage . . . . .	216,160	218,806	+2,446
Middle stage . . . . .	385,372	434,810	+49,438
Primary stage . . . . .	6,404,200	6,897,147	+492,947
Special Schools . . . . .	143,604	13,739	-10,865
Unrecognised institutions . . . . .	644,638	639,125	-5,513
<b>TOTAL</b>	<b>7,851,946</b>	<b>8,381,264*</b>	<b>+529,318</b>

\* Excludes 86 Scholars reading purely classical languages.

(iii) *Scholars according to sex, race or creed.*

Community.	1916-17.			1921-22.		
	Males.	Females.	Total.	Males.	Females.	Total.
Europeans and Anglo-Indians.	22,419	20,126	42,545	22,987	21,661	44,638
Indian Christians . . . . .	129,724	80,589	210,313	162,298	101,538	263,831
Hindus . . . . .	4,014,849	664,111	4,678,960	4,154,863	751,021	4,905,884
Muhammadans . . . . .	1,540,503	281,432	1,821,940	1,616,448	349,228	1,965,676
Buddhists . . . . .	429	110,654	540,448	405,332	103,806	509,138
Parsis . . . . .	10,678	6,226	16,904	10,512	6,558	17,070
Other Communities . . . . .	93,045	14,387	107,432	120,529	16,244	136,773
Depressed classes . . . . .	380,510	52,894	433,404	469,873	68,376	538,254
<b>TOTAL</b>	<b>6,621,527</b>	<b>1,230,419</b>	<b>7,851,946</b>	<b>6,962,842</b>	<b>1,418,422</b>	<b>8,381,264</b>

(iv) *Expenditure on Education according to objects.*

Objects of Expenditure.	1916-17.			1921-22.		
	For Males.	For Females.	Total.	For Males.	For Females.	Total.
	Rs.	Rs.	Rs.	Rs.	Rs.	Rs.
Arts Colleges	69,22,617	1,80,131	71,03,748	1,07,08,923	8,33,415	1,10,42,338
Professional Colleges.	35,52,734	46,684	36,99,418	57,59,995	2,17,519	59,77,514
Secondary Schools	2,79,41,432	39,87,750	3,19,29,182	4,22,17,448	65,09,457	4,87,26,905
Primary Schools	2,51,57,789	41,55,756	2,93,13,545	4,33,47,444	75,60,663	5,09,08,107
Training Schools	22,34,900	6,28,910	28,63,810	46,62,852	12,01,248	58,64,100
Other Special Schools.	41,89,537	2,87,579	44,77,116	73,51,009	4,85,485	78,37,494
University			25,51,925			73,40,578
Direction			8,92,263			13,99,110
Inspection	3,35,96,249		49,64,587	5,33,96,511		79,36,408
Scholarships			21,66,718			31,76,089
Buildings, etc.			1,37,06,740			1,97,60,544
Miscellaneous			93,13,016			1,87,83,782
<b>TOTAL</b>	<b>7,00,00,009</b>	<b>92,86,610</b>	<b>11,28,83,068</b>	<b>11,40,47,671</b>	<b>1,63,08,787</b>	<b>18,37,52,969</b>
	+ 3,35,96,249			+ 5,33,96,511		

NOTE.—The table shows an all round increase amounting to Rs. 7,03 69,901 during the quinquennium.

25. The foregoing tables disclose one general characteristic of educational development during the quinquennium, an increase in the number of scholars by no means commensurate with the increase in the number of institutions. This phenomenon is common to university, secondary and primary education, but it is due in each case to a different cause. The number of universities has doubled because the older universities had outgrown all reasonable limits. The work of the universities of Calcutta and Allahabad has now been lightened by the opening of new universities serving outlying provinces and large centres formerly included under their jurisdiction. A similar tendency towards the formation of smaller university units is evident in the Punjab and Madras. The change has therefore been in the direction of partition with a view to improved efficiency (*vide* paragraphs 76f). The increase in the number of secondary schools is titular. In the Punjab and the North-West Frontier Province the ordinary five-class primary schools have been reclassified, the smaller schools remaining primary institutions with four classes only, the larger schools being converted into six-class lower middle (or secondary) schools, of which nearly

Increase of scholars disproportionate to increase of

(a) Universities ;

(b) Secondary Schools ;

500 came into existence. The object of this change was to reduce within more reasonable limits the work of the master in sole charge of a single-teacher primary school and at the same time to provide a natural form of development for the larger primary schools. But there has also been in some provinces, notably in Bengal, a more generous recognition accorded to secondary schools under private management. Many of these have indented on older institutions for the bulk of their scholars. For these two reasons the increase in the number of secondary institutions, shown in the foregoing tables, does not imply a corresponding increase in the facilities for secondary education. Where primary education is on a voluntary basis, expansion beyond a certain point means the establishment of schools in backward areas where only a meagre and fluctuating attendance can be expected. This point has been reached in some of the less advanced provinces of India, for example in the North-West Frontier Province, where the attendance at some of the schools recently opened has been very poor. It is perhaps too much to expect missionary zeal of the ordinary village teacher sent to an unpromising centre of learning, for success in what he is apt to regard as a penal station may indefinitely delay his return to civilization. But here also a tendency to accord a too generous recognition to venture schools has been noted. Where reliance is placed upon the aided school in preference to the board school, a redundancy of small schools is the probable result. The average size of a primary school ranges from 42 (in the North-West Frontier Province) to 61 (in the United Provinces) in those provinces which rely on board schools, as contrasted with 28 (in Bihar and Orissa) to 40 (in Assam) in the provinces which rely on the aided system.\*

26. Considerations of space prohibit the inclusion in this introduction of any lengthy summary of the progress recorded in the following chapters, such as has been included in previous reviews. Mention only will be attempted of those changes which indicate fresh lines of development or suggest lessons for future guidance.

27. The future of university education has been profoundly affected by the publication of the report of the Calcutta University Commission. The unitary teaching university is now an established fact. Recent university legislation has shown that where the form of the affiliating university has been retained it has been retained of necessity and not of choice. There are signs that the conception of university life as connoting something more than mere residence in an individual

(c) Primary Schools.

University education : growth of unitary teaching universities.

\*V.B.—Madras (grant-in-aid) with 41 and Bombay (Board schools) 62 have been excluded as many of their primary schools contain middle classes.



college, with its restricted opportunities for culture and research, is being increasingly realised. But India was studded with isolated colleges before the new idea took shape. Some of these will develop into universities; for the others the Commission held out no future but reduction to the status of intermediate colleges. Only in a few instances is this recommendation likely to be carried into effect; and together with the multiplication of unitary universities a reorganisation of affiliating universities is also to be expected. The Allahabad and Madras universities have already led the way. This reorganisation will include, if these two precedents are followed, a reconstruction of the administrative machinery of the university, by which an elective majority will be introduced into an enlarged senate and a professional body will be set up to deal with purely academic matters; it will also provide for co-operation between the colleges in teaching and for a larger assumption by the university itself of teaching functions.

28. Some public distrust has been shown of the policy of multiplying universities. But this policy does not in itself imply any change in the standard of university teaching, since the great majority of university students have in the past been wholly dependent on their colleges for their education, and have in fact had no relations with the university except attendance at its examinations. Provided that the new universities maintain, in their courses and examinations, standards at least as high as those established by the older institutions, then the multiplication of new university centres must be wholly in the interests of higher education and research in India. In Canada with a population of 8,788,483 there were last year 23 universities with an attendance of 34,720 students, of whom 9,000 were women. In Australia which has a population of about 5½ millions, there are half a dozen universities with a total enrolment of about 9,000 students. In South Africa, with a colonial population of one and a half millions, there are four universities with some 3,000 students.

29. In secondary education the most noteworthy developments have been the more general introduction of the vernacular medium and the growing demand for vocational training. The use of the vernacular as the medium of instruction has been supported both by publicists on sentimental or patriotic grounds and by teachers on educational grounds, since it is natural that a child should receive his early instruction in his mother-tongue. When English education was first introduced into India it was never intended that it should replace the vernacular as the ordinary medium of instruction. On the contrary, as the Despatch of 1854 says, it was expected

Some colonial university statistics.

Secondary education. (i) The medium of instruction.

that masters and professors who had, through English, access to the latest improvements in knowledge should "impart to their pupils through the medium of their mother-tongue the information which they have thus obtained. At the same time," say the Directors, "and as the importance of the vernacular languages becomes more appreciated the vernacular literatures of India will be gradually enriched by translations of European books or by the original compositions of men whose minds have been imbued with the spirit of European advancement, so that European knowledge may gradually be placed in this manner within the reach of all classes of the people."<sup>11</sup> It cannot be said that the hopes of the Court of Directors have been fulfilled. There is little incentive for Indian scholars of repute to translate European books of learning into the vernacular, since only those who are well acquainted with English are competent to appreciate them; their original compositions they naturally produce in that language which will command the largest public. It is gratifying to find that an increasing number of Indian scientists obtain recognition of their work in the leading scientific journals of Europe. Even in the lower stages of education the tendency has been to lay too much stress upon English because of its great practical use as a medium or *lingua franca* in a land with over one hundred and forty vernaculars. But the dearth of a vernacular literature due to the lack of a reading public is a serious handicap to the encouragement of literacy among the masses—for after all only 2,289,188 men and 238,162 women of India are literate in English.

(11) Difficulties  
in introduc-  
ing voca-  
tional studies.

30. The problem of vocational education is not one which the educationist alone is competent to solve. The insistent demand for increased facilities for technical training is indicative rather of a desire for employment than of a desire for education. Such experiments as have been made with the introduction of vocational subjects into the general school curriculum have met with but indifferent success owing, firstly, to the lack of subsequent opportunity for the scholars to use the training given and, secondly, to their disinclination to enter anything in the nature of a blind alley. It is interesting to note that the same objection to premature specialisation is found in America: "The average American parent has little toleration for any plan or any course in education which closes the way for his boy or girl to the highest attainment. This is true even though only the occasional student may care to demand the advanced opportunity. Many high school pupils fail to know even at the time of graduation, to say nothing of the beginning

<sup>11</sup> Selections from Educational Records, Part II, p. 368.

of their course, whether or not they may decide to go on to college." There is, however, much to be said for a movement which would regard secondary education "as something to be adapted to the needs of young persons of ages 12 to 18 years approximately rather than something whose contents and methods should be determined by the fact that its students are expected at entrance to have completed the prescribed routine of a certain number of grades and are expected at graduation to meet the arbitrary entrance requirements of higher institutions."<sup>12</sup>

31. To revert to the obstacles to vocational education, it would seem natural before introducing any practical subject into a school curriculum to ascertain whether there is any opening for the boys who undergo training to practise this vocation profitably; in fact some connection should first be made between the school and the employers and some enquiry instituted into the nature of the occupations followed by ex-scholars who do not proceed to the university. The need for these preliminary steps is too often overlooked.

32. The second obstacle, the reluctance of the scholars to decide early on their future career, may be illustrated from the history of recent attempts at agricultural education. Agriculture is the most important industry in India, and here there is no question of the lack of subsequent opportunity. Agricultural colleges have always attracted a certain number of students who hope to obtain employment in the Agricultural Department, that is to say would-be Government servants and not would-be agriculturists. They have within the last few years succeeded in attracting an increasing number of the sons of well-to-do agriculturists to whom the potentialities of scientific agriculture have appealed. But the total number of students at agricultural colleges in India is only 967 and it can never represent more than a very small fraction of the rural population. Special agricultural middle schools have been opened in some provinces. These institutions have attracted few scholars and those not of the best quality. The son of a poor agriculturist who proceeds beyond the primary stage has no ambition to revert to his hereditary profession. Agriculture without capital, agriculture as he has seen it carried on by his father, offers few attractions to an intelligent schoolboy. Consequently the most successful experiments in agricultural education appear to be those which include agricultural teaching in the ordinary curriculum of the rural school, thereby not debarring boys of real ability from proceeding to higher education while ensuring that those who, through failure at examinations or lack of other openings, return to the land do so with a more skilled knowledge of their

Illustrated  
from history  
of agricul-  
tural educa-  
tion.

<sup>12</sup> The School Review, Chicago University, April 1921.

future occupation. For better opportunities to apply that knowledge they must look for the necessary capital and help to the co-operative society. The close connection between rural education and rural co-operation has been pointed out by several writers.\* One happy outcome of the co-operative movement in recent years has been the spread of adult education in villages. This interesting and valuable contribution of co-operation to education is as yet in its initial stages but the promising start made in Bengal, Bombay and the Punjab encourages hope of its future development.

Co-operation  
and adult  
education.

Primary  
education.

(a) Progress  
in literacy.

33. The quinquennium does not disclose much change in the content of primary education. Nor, taking India as a whole, does it record any general advance in the battle with illiteracy. As ascertained at the Census of 1921, the number of literates in India was 22,623,651 (19,841,438 males and 2,782,213 females) or, in other words, 72 per mille (122 in the case of men and 18 in that of women). These figures show a slight improvement since the Census of 1911 when the number of literates in India was computed to be only 59 per mille, i.e., 106 for men and 10 for women; but they are less than might be expected from the numbers under instruction.

(b) Value of  
proceeding  
by plan.

One lesson may perhaps be read from the provincial reports, the advantage of proceeding in accordance with a carefully devised plan. Only the adoption of such a plan can ensure the equalisation of educational opportunity and guarantee that such provincial funds, as are available, are used to the best advantage. The Government of India resolution of 1913 on Indian educational policy recommended that advance should be by means of board schools directly managed by local bodies, but financial necessity has prevented the general adoption of this system. In some provinces, as in the *panchayati* union school system of Bengal, it has been partially adopted with considerable success. A plan of campaign has the notable advantage that it allows for a detailed estimate to be made of the cost of expansion so that this cost may be apportioned in advance between provincial and local funds. The method in which the cost should be apportioned has been much discussed. The payment of purely proportionate grants results in flagrant inequalities; for there is no correspondence between the income of a local body, actual or potential, and the number of children of school-going age for whose education it is responsible. The solution of this problem depends ultimately on the decision of a much larger issue—the relative responsibility of the provincial government and the local area for the provision of primary edu-

\* "The Wealth and Welfare of the Punjab," by H. Calvert, B.Sc., I.C.S. "An Introduction to co-operation in India" (India of To-day Series, Vol. 1), by C. F. Strickland, I.C.S.

cation—a question which requires fuller consideration than it has received in the past. The working, or rather the neglect, of the recent education acts has made one thing clear—if compulsory education is to be introduced on any wide scale the initiative must come either directly or indirectly from Government. The advantages of its early introduction are undeniable. Not only would it ensure full classes and regular attendance, but it would prevent the present lamentable wastage of scholars who leave school before reaching the stage of literacy. Since this evil was particularly brought to the notice of local governments by the Government of India in 1918, considerable thought has been devoted to the problem but no effective remedy has been suggested except compulsion.

34. Even were a compulsory system of education in force in India there would inevitably be a considerable lapse into illiteracy. Relapse into illiteracy.

“The village boy when he leaves school in Bengal and takes his share in the cultivation of his father’s land has very little inducement to keep up his knowledge, even the most elementary knowledge of reading and writing. He reads no books or newspapers, and hardly ever even sees the written word. The family keeps no accounts, no shopkeeper’s name is inscribed over the few shops to be found in rural areas, no articles for sale are marked with the price, and there are no hoardings. Not even an advertisement catches his eye. The only written or printed papers which are to be found in a cultivator’s house are the rent receipts given by his landlord, a document or two which has reference to his land written in legal phraseology in such a manner that it is the last thing a stumbling reader would wish to tackle, and perhaps some copies of evidence or a judgment in English in some case in which he has been an interested party. The newspapers published in the towns have a very small circulation in the towns themselves and none outside, partly for the reason that the topics upon which they are exercised generally refer to party faction in which but a limited number of persons of the town itself are interested. They contain nothing of interest to the villager. In the circumstances it is inevitable that there must be much lapse from literacy.

“An attempt was made to discover the bearing of the census figures on the extent of lapse from literacy, but it proved abortive. The census figures do not in fact indicate that there is any great lapse from literacy in Bengal. The result may be partly explained by the fact that a number of men employed as *durwans* and peons and in other capacities in which they are kept waiting about for long periods without much to occupy them, do teach themselves to read after they have reached maturity. Such persons are the employees of persons who use

the art of letters, they realize the advantage of being able to read and write, appreciate the fact that they can only rise higher in the employment of their masters by acquiring some education and take steps to do so. In Eastern Bengal moreover a bearded Muhammadan school boy is not a very uncommon sight, and a class in a vernacular school often includes one or two whose age is half as much again as the average for the class. But still the conclusion is inevitable that the return of literacy in adult ages is not accurate. The man who reached the census standard of literacy when he was at school will not admit that his knowledge has slipped from him, and perhaps, not having tried his hand for a very long time, is quite unconscious that this has happened. The enumerator has no time to examine each person he enumerates, and adults would resent any attempt on his part to do so. He can read and write himself and very often he has known those whom he is to enumerate all his life. He remembers that so and so was at school in the same class as himself or his brothers and assumes that he has retained his knowledge as he himself has retained it. The fact that the prescription of a standard of literacy for the first time at the Census of 1911 made little difference in the proportion of literates over the age of 20 though it made some at earlier ages, points to the probability that the standard is not strictly applied to adults, and the conclusion is inevitable that the census statistics gravely exaggerate the number of adults who are literate.<sup>13</sup>

Female  
education.

35. Although the statistics recorded of the education of Indian girls are in no way remarkable there is evidence from several provinces that the attitude of the public towards female education is changing. The Bombay Legislative Council in 1921 opened the franchise to women. It is impossible that a body which has sanctioned such an advanced measure should be content with an attendance at school of only 2 per cent. of the female population of the Presidency.

Education of  
special com-  
munities.

36. The problem of European education remained unsettled at the close of the quinquennium, as did indeed many problems concerning the future of the Anglo-Indian community. On the other hand, there was a very satisfactory increase in the number of Muhammadans receiving education, though this was in part accounted for by the establishment or recognition of special Muhammadan schools in Sindh and the United Provinces. These schools serve in the first instance to attract Muhammadans to secular education, but if allowed to tempt the community from giving its children the better education provided in public schools they are a doubtful boon.

Professional  
and technical  
education.

37. The adoption of a policy which aims at the increasing employment of Indians in the higher branches of the public

<sup>13</sup> Bengal Census Report, 1921, pp. 238-239.

service has led to a demand for facilities for higher professional education in India. This demand, which is entirely reasonable, has been recently endorsed by the committee which sat, under the chairmanship of Lord Lytton, to consider the position of Indian students in England. Although the committee recognised that ambitious students would continue, as indeed they do in all countries, to go abroad after their college courses to obtain a wider experience, they recommended the development of the professional and technical colleges in India and a survey of the resources in India for practical training. A conference of principals of engineering colleges, which met in 1921, saw no reason why education in engineering up to the highest standard should not be provided in India. The obstacles in the way of such development, which have led, for example, to the postponement of the projects for a school of mines at Dhanbad and for the extension of forestry training at Dehra Dun, are chiefly financial. Professional education is the most expensive of all forms of education. Indeed the successful training of specialists in some of the higher branches of technology, for which the demand is always limited, must be dependent on some form of co-operation between the provinces. Already the smaller provinces rely on their larger and wealthier neighbours for the training of their students in medicine and engineering. If technological and professional training is to be developed to the highest standard in India it can only be by means of such co-operation.

38. The chief lesson of recent experiments in commercial and industrial education appears to be the supreme importance of the environment. The success of such institutions as the Sydenham College of Commerce and the artisan schools at ordnance factories shows what may be accomplished when employers of labour and educational authorities work together, and when opportunities for employment surround the scholar. Commercial and Industrial education.

39. The straitened finances of the central and local governments of India at the present time preclude any hope of striking educational developments in the immediate future. The new provincial ministries of education, after successfully combating the attack on their schools, are now taking stock of their educational position with a view to systematic advance when the necessary funds are forthcoming. In such an advance, it is evident from the keen interest shown by the new Councils, they will have the support of public opinion. One lesson the history of the last five years has taught us, that if changes in the Indian educational system are needed they must be introduced gradually to suit the changing conditions of Indian life. There is no short cut to educational reform. Conclusion.

## CHAPTER II.

## ADMINISTRATION AND CONTROL.

Education under the Reforms.  
(a) Provincialisation.

40. With the introduction of the constitutional reforms in January 1921 Indian education became a "provincial transferred" subject. By declaring education to be "provincial" the Government of India Act did little more than state and define the existing position. Although the central Government had in the past convened educational conferences and issued circulars and resolutions on educational policy, yet provincial governments had been responsible not only for the administration of local institutions but also for the development of their own educational systems. For example, on such questions as the control and finance of secondary education, the provision of free primary education and even the introduction of compulsory education, provincial governments had been free to adopt, and had in fact adopted, different policies. It was only when legislation was involved (and education in India is singularly unfettered by legislation) or when appointments were to be made to the Indian Educational Service or when schemes were proposed involving large expenditure, that a provincial government required the authority of the Government of India. The effect of the "provincialisation" introduced by the Reforms has been chiefly financial. While the finances of India were centralised it was possible for the Government of India to encourage advance on the lines which it favoured by grants for particular objects from its surplus revenues. With the provincialisation of financial control the influence so exercised by the Government of India has ceased.

(b) Educational responsibilities of the central Government.

41. But the provincialisation of education has not deprived the Government of India of all its educational functions. It still remains directly and financially responsible for education in certain minor Administrations such as Ajmer, Coorg and the North-West Frontier Province. These little provinces have a total population of about four millions and vary in educational importance from penal settlements like the Andamans to civilised centres such as Delhi. The Government of India further manages a few institutions of a special type such as Chiefs' Colleges. Three universities, the Benares Hindu University, the Aligarh Muslim University and the Delhi University are "central" subjects under the Government of India and the Governor General is Rector or Visitor of six other universities in British India, in which capacity he possesses the right of visitation: His sanction is required for the recognition of the equivalence of degrees and of



examinations qualifying for admission to the Dacca, Lucknow, Rangoon, Delhi, Benares Hindu and Aligarh Muslim universities. In addition all legislation for the incorporation of new universities and (for a period of five years) for the Calcutta University is subject to legislation by the Central Legislature. This reservation is due in part to the importance of such legislation, in part to the fact that a university area may exceed the limits of the province in which the university is situated. The Calcutta University, for example, controls colleges and higher education in Assam as well as in Bengal, while the area under the Allahabad University includes the Central Provinces, Central India and Rajputana.

42. In order to assist the Governor General in the exercise of his functions as visitor and to give advice on questions of educational policy and practice referred to it either by the Government of India or provincial governments, a Central Advisory Board of Education was established by the Government of India in 1921. The Educational Commissioner with the Government of India is chairman of the Board which includes two Vice-Chancellors of Indian universities, two principals of colleges under private management, four Directors of Public Instruction and four non-officials interested, but not immediately engaged, in education. The members of the Board at the time of its first meeting in February 1921 were:— the Educational Commissioner with the Government of India, Mr. P. J. Hartog, C.I.E., Vice-Chancellor of the Dacca University, The Hon'ble Sir Chimanlal Harilal Setalvad, Kt., Vice-Chancellor of the Bombay University, the Revd. E. M. Macphail, O.B.E., Principal, Christian College, Madras, Mr. W. B. Patwardhan, Principal, Fergusson College, Poona, Mr. J. G. Covernton, C.I.E., Director of Public Instruction, Bombay, Mr. (now Sir) C. F. de la Fosse, C.I.E., Director of Public Instruction, United Provinces, Mr. G. Anderson, C.I.E., Director of Public Instruction, Punjab, Mr. A. I. Mayhew, C.I.E., Director of Public Instruction, Central Provinces. The Hon'ble Mr. Srinivasa Sastri Avargal, Member of the Council of State, the Hon'ble Sir Surendranath Banerjea, Minister for Local Self-Government, Bengal Presidency, the Hon'ble Mian Fazl-i-Hussain, Minister for Education, Punjab, and Dr. Zia-ud-Din Ahmad, C.I.E., Principal, M. A. O. College, Aligarh.

43. The Board held four meetings during the period under review and considered and offered advice on a number of important questions including vocational education, the standardisation of examinations and the introduction of mental intelligence tests in India. The Bureau of Education, of which the Educational Commissioner is in charge, acted as

The Central  
Advisory  
Board.

The Bureau  
of Education.

the secretariat of the Board. It also supplied information on educational subjects to a number of enquirers resident in India and abroad and published a variety of reports and pamphlets,\* including an annual narrative of the progress of education in India and two volumes of selections from the early records of education under British rule.

Need for  
central  
advisory  
agencies.

44. It is probable that the need for such central agencies as the Central Advisory Board and the Bureau of Education, able to collate for the benefit of the provinces educational experience derived from the whole of India, will be more fully realised when the intense feeling of provincial independence, which was engendered by the reforms, has abated. The following passage from the Punjab report shows that this need is already felt:—"One of the main objects of the Reforms was the substitution of the direct and personal control of the Minister (who is responsible to the Legislative Council) for the distant and official control hitherto exercised by the Government of India. The change has been beneficial, except in one respect. There is a growing danger of an exaggerated form of provincialism in education which, if not checked at the outset, may have disastrous results. No Indian province can live unto itself. Universities of the modern type transcend provincial limits. Indian scholars, proceeding overseas, carry with them the reputation of India in the world of learning. There is also a danger of a serious and extravagant overlapping between the several provinces, especially in the region of higher education. There are also a number of vexed questions on which an all-India and not a provincial solution is sought. On all such questions a decision by a single province may gravely embarrass other provinces. The question also arises whether India is tending in the direction of the United States of America or of the Disunited States of Europe. The development (or not) of an Indian policy of education will have much to do with the answer to this momentous question. There is thus a grave need for some central body which can discuss matters without interfering unduly with the autonomy of the provinces. To some extent this need has been met by the Central Advisory Board to the Government of India."<sup>1</sup> Similar views are expressed in the Assam report:—"With the transfer of educational control from the central to the local government, education in the province tended to lose the advantage which it drew from the submission of its larger schemes to an authority commanding a wider outlook. Such benefits however as accrued from the relationship have been preserved for the provinces by the constitution of a central advisory board under the charge of

\* See list at the end of the present volume.

<sup>1</sup> Punjab, p. 12.

the Educational Commissioner with the Government of India. The proceedings of the board have hitherto been stimulating and helpful. They keep the department in touch with effort and success in other provinces and may serve to correct the natural tendency of a small province in isolation from its neighbours to pass from the provincial to the parochial and respond too readily to local impulses."<sup>2</sup>

45. The "transfer" of Indian education introduced a more significant change. Indian education has by the Govern-<sup>(c) The</sup>ment of India Act been entrusted in each province to the charge of a Minister responsible to the provincial legislative council, of which he is himself an elected member. It is thus placed directly under popular control. No single Minister in any province has been made responsible for all forms of education. European education in the first place was excepted by the Government of India Act and left in charge of a provincial "Member of Council", whose tenure of office is not dependent on the support of the legislature. Again, certain forms of technical education have been transferred to technical departments and fall under the control of the ministers in charge of those departments; thus engineering education has been placed in several provinces under the Minister for Public Works. Even general education has not in all provinces been left intact: in the United Provinces primary education has been placed under the Minister for Local Self-Government. <sup>"Transfer" of Education</sup>

46. It is thus possible to find in a single province European education, secondary education, primary education and technical education each in the charge of a different member of the local Government, while university education is more directly controlled by the Governor of the province in his capacity as Chancellor of the local University. The wisdom of such a division of control was criticised in anticipation by the Calcutta University Commission. Dealing with a suggestion that the Agricultural and Commercial Departments should continue to act independently until they had further developed and should then put their educational efforts under the Education Department they write:—"One is inclined to ask whether the suggestion that, in the war against ignorance, the advance of the agriculturists and the commercialists should take place independently of the rest, and there should be no headquarters organisation until they have obtained success is not a little like a suggestion in the military sphere that the artillery and the cavalry should each fight independently of the infantry, and that no general staff should be appointed until they were victorious. They never would be <sup>Distribution of Educational control</sup>

<sup>2</sup> Assam, p. 16.

victorious; because a general staff and a plan of campaign are the first indispensable requisites of success in the war against ignorance as in other forms of warfare."<sup>3</sup>

The Legis-  
lative  
Councils.

47. Although the administration of education in the provinces is governed only by departmental codes and regulations and very little by legislation, yet the provincial legislatures under the reforms exercise a very real control over educational policy. In the first place, education being a transferred subject the education estimates are subject to the annual vote of the council. The occasion of the budget debate on these estimates is usually taken by members for an expression of their views on the educational policy of the government. These opinions are further expressed in the form of resolutions on educational questions, which, if passed by a majority in the council, possess the force of strong recommendations to government to take particular action in certain matters. Marked interest has been shown by the new councils in education; and though the questions asked have generally been of local and personal interest, the resolutions have shown the importance which the new legislators attach to this subject. The new council in Bihar and Orissa, to give one instance, had during the first year of its existence discussed no less than seventeen resolutions on educational topics as the result of which committees have been appointed to consider the whole question of secondary and primary education in that province. Elsewhere resolutions were passed with the object of providing more funds for primary education, of furthering vocational and technical education, of reserving a proportion of the places in Government institutions for members of particular communities and of removing the age restriction for matriculation.

In the central legislature resolutions in favour of extending the benefits of Rhodes scholarships to India and recommending the creation by the Government of India of additional scholarships for foreign study have been passed.

48. The transfer of education took place at a time not only of considerable financial stress but also of disturbance in the educational world. The first task of the new authorities was to defend the educational system from the attacks of political malcontents. By the close of the period under review the time of trial had passed and it was possible for them to consider the development of provincial educational policies which, however, can only be fully realised when the financial horizon has lightened.

---

<sup>3</sup> Calcutta University Commission Report, Vol. III, Chapter XXVIII, p. 243.

49. The position of the Director of Public Instruction under the Reforms has so far been altered that he is no longer responsible for the defence of the educational policy of Government in the local council, of which he is not indeed in all cases a member. He remains as the administrative head of the department and technical adviser to the Minister. In the Punjab he has also been entrusted with the duties of Secretary for Education to Government; the considerable economy thus effected in the number of secretariat officers and clerks has enabled the office of the Director to be strengthened by the appointment of expert officers dealing with different branches of education. A similar arrangement has recently been introduced in the Central Provinces. "The most direct and the most immediate effect of the Reforms has been the strengthening of the contact between the Department and public opinion. This has been brought about, directly, by the responsibility of the Department to the Minister who is himself responsible to the Legislative Council; and indirectly, by the knowledge within the Department that every request for a grant and every development of educational policy may, some time or other, be subjected to vigilant scrutiny by the Council."<sup>4</sup>

The Director  
under the  
Reforms.

#### *The Educational Services.*

50. For the administration of education the Department of Public Instruction is immediately responsible. The personnel of the Department consists of members of the Indian Educational Service, the Provincial Educational Service and the subordinate services. The whole character of the Indian Educational Service was altered in December 1919 as a result of the report of the Royal Commission on the Public Services. It was originally intended that the Indian Educational Service and the Provincial Educational Service should be equal in status, the former recruited in England by the Secretary of State and the latter recruited in India by local Governments. The pay of the former service was on a time-scale rising from Rs. 500 to Rs. 1,000 per mensem with a few allowances for senior officers or attached to special posts. The constitution and pay of the Provincial Educational Service differed in different provinces, but it was ordinarily a small service containing posts of various grades from Rs. 200 to Rs. 600. The difference in pay between the two services was intended to mark the difference in domicile of the European and Indian recruits. In the course of time the Indian Educational Service had come to be regarded as the superior service; so much so that a few persons of Indian

<sup>4</sup> Punjab, p. 10.

domicile had actually been appointed to it. In the scheme of re-organisation effected in 1919 this change in the relations of the two services was definitely recognised. The Indian Educational Service was constituted the senior educational service in India, and, in accordance with the accepted policy of increasing the association of Indians in the higher ranks of the administration, it was decided that new recruitment should be directed towards the equalisation of the number of Europeans and Indians in this service. In order to accelerate the attainment of this object a 33 per cent. increase in the number of posts in the Indian Educational Service was at once made by the transfer from the Provincial Educational Service of all those posts which, but for the fiction of the equality of the two services, would, by their nature, have been included in the senior service. The transfer of these posts was in the majority of cases accompanied by the transfer of their incumbents. Appointments to the Indian Educational Service are still made by the Secretary of State but recruitment is no longer confined to England. Nominations of Indian candidates are made by local Governments on the advice of local selection committees and of European candidates by the Secretary of State after selection in England. The initiative in either case rests with the local Government, which makes its recommendations either for local or for European recruitment when it reports a vacancy in the service or asks sanction for the creation of a new post. But the final power of appointment is vested in the Secretary of State. The effect of these changes is shown in the statement on the next page.

Re-distribution of posts in the Indian and Provincial Educational Services.

## INDIAN EDUCATIONAL SERVICE.

PROVINCE.	1916-1917.								1921-1922.							
	EUROPEANS.		INDIANS.		VACANT.		TOTAL.		EUROPEANS.		INDIANS.		VACANT.		TOTAL.	
	Men.	Women.	Men.	Women.	Men.	Women.	Men.	Women.	Men.	Women.	Men.	Women.	Men.	Women.	Men.	Women.
Madras . . .	26	2	1	..	1	2	28	4	23	3	20	1	10	4	53	13
Bombay . . .	33	5	1	..	3	..	37	5	27	3	23	1	7	1	57	5
Bengal . . .	39	3	4	..	6	..	49	3	30	3	27	..	10	1	67	4
United Provinces .	32	2	..	..	2	..	34	2	32	3	11	..	6	1	49	4
Punjab . . .	17	..	..	..	3	..	20	..	18	3	12	..	4	..	24	3
Burma . . .	19	..	1	..	2	..	22	..	25	2	2	..	9	1	36	3
Bihar and Orissa .	18	4	2	..	3	..	23	4	21	4	14	..	4	1	39	5
Central Provinces .	17	2	..	..	..	..	17	2	16	3	7	..	3	..	26	3
Assam . . .	7	1	..	..	..	..	7	1	7	1	2	..	..	..	9	1
North-West Frontier Province.	2	..	..	..	..	..	2	..	1	1	2	..	..	..	3	1
<b>TOTAL . . .</b>	<b>210</b>	<b>19</b>	<b>9</b>	<b>..</b>	<b>20</b>	<b>2</b>	<b>239</b>	<b>21</b>	<b>200</b>	<b>31</b>	<b>120</b>	<b>2</b>	<b>53</b>	<b>9</b>	<b>372</b>	<b>42</b>

51. The large percentage of vacancies in the service calls for some explanation. It is due in part to difficulties of recruitment but even more to the reluctance of local Governments to fill vacancies in the service. It is unnecessary to explain the reasons which have made it difficult to obtain recruits in England to the Indian Educational Service; the same causes have affected recruitment to the other Imperial services. The reluctance of local Governments to fill vacancies in the service arises from motives of economy to understand which the financial effect of the reorganisation must be explained.

Revised  
scales of  
pay. Indian  
and Provin-  
cial Educa-  
tional  
Services.

52. When the Indian Educational Service was reorganised in 1919, the opportunity was taken to revise the scale of pay of the service in the light of the changed economic conditions after the war and in view of the difficulty which had been experienced before the war in obtaining recruits in England. The new scale of pay is from Rs. 400 to Rs. 1,250 per mensem with an overseas allowance rising from Rs. 150 to Rs. 250 per mensem for European recruits, and with two selection grades for a limited number of officers—one from Rs. 1,250 to Rs. 1,500, and the other from Rs. 1,500 to Rs. 1,750, small special allowances being attached to particular posts. Recruits over 25 years of age, selected for their special qualifications and experience, are brought in on the rate of pay which they would have reached had they joined the service at the age of 25. At the same time the Provincial Educational Services, which are now named after the provinces, the Bengal Educational Service, the Bombay Educational Service and so forth, were placed on time-scales of pay ranging between Rs. 250 and Rs. 800.

53. In order to carry out the new policy of "Indianisation" a considerable number of the vacancies in the Indian Educational Service must now be filled by Indians. Faced in all cases with financial stringency, in several cases with budget deficits, local Governments have not unnaturally been unwilling to offer to Indian recruits the higher rates of pay attached to the Indian Educational Service when they have found that the most competent men available on the spot are prepared to accept the pay of the provincial service. This fact has been brought out in the reports of more than one local "retrenchment committee." It must be remembered that even a graduate of an Indian university after professional training at a normal college is considered to be well paid if he enters a Government high school on a salary of Rs. 109 per mensem. In the present state of education in India European qualifications, which term is held to include education at an English, American or continental university, add



enormously to the market value of the Indian recruit; but the difference between the pay of the graduate teacher on Rs. 100 to Rs. 300 per mensem and the member of the Indian Educational Service, whether professor or inspector, on Rs. 400 to Rs. 1,250 per mensem appears even so to be disproportionate. The whole question of the superior services in India is to be considered by a Royal Commission this autumn.

54. The pay of the subordinate services was also revised in all provinces in order to meet the increased cost of living. In Bengal the graded system gave place to a time-scale in the teaching and inspecting branches with effect from the 1st September 1921 and the rates of pay sanctioned vary from Rs. 35 to Rs. 450. It has also been decided to introduce a time-scale of pay for the ministerial and miscellaneous branches. In the United Provinces the pay of deputy and sub-deputy inspectors came twice under revision (in 1918 and 1921) and ranges from Rs. 150 to Rs. 250 and Rs. 100 to Rs. 140 respectively. A bonus of a month's pay was also granted on the occasion of the second revision. The revised rates of pay for the teaching staff are shown in paragraph 141. The reorganisation scheme in Bihar and Orissa sanctioned from 1st April 1920, divided the service into six branches and two divisions, the pay of the upper division being Rs. 150—15/2—240, and the lower Rs. 60—6/2—120 for men and Rs. 100—5/2—140 for women. Members who were in either division of the service before it was reorganised have been given the option of remaining in the grades so long as they continue in that division; and at the same time the pay of the grades has been raised. This breaking up of the service has made for convenience and prevents the creation of posts in one branch of the service from affecting the prospects of members in another branch. A like consideration led to the separation of the Subordinate Educational Service in the Punjab into two branches, the one, which contains the English masterships in Government secondary schools and the junior inspecting posts, has grades of appointment ranging in value from Rs. 55 to Rs. 250: the other, containing the classical and vernacular teacherships in secondary schools, ranges from Rs. 55 to Rs. 190. The reorganisation of the Subordinate Educational Service in Assam on a time-scale basis with a minimum of Rs. 60 and a maximum of Rs. 350 has not given satisfaction; and the question of further improving the pay of the service has been the subject of a number of resolutions in the local legislative council. Want of funds is one of the main difficulties in granting higher terms. The pay of the lower subordinate educational service was also revised. Owing to great economic distress in the North-West

The Subor-  
dinate  
Educational  
Services.

Frontier Province the scale of pay of the subordinate educational service was revised no less than three times during the quinquennium under review. The minimum rate is now Rs. 50 and the maximum is Rs. 240.

### *Educational Institutions.*

Institutions managed by Government.  
(a) Professional colleges.

55. There is only a limited number of educational institutions under the direct management of Government. It includes the majority of the professional colleges, which teach medicine, agriculture, engineering, etc. These colleges are administered by the technical departments concerned, e.g., the Medical and Agricultural Departments, and the senior posts in the colleges are filled by members of the technical services. In view of the high cost of constructing, equipping and staffing such institutions, if the qualifications of the ex-students are to receive general recognition (if, for example, the degrees of the medical colleges are to be recognised by the British Medical Council), there is every likelihood that professional education will, for many years to come, remain almost entirely in Government hands.

(b) Arts Colleges and Secondary Schools.

56. There are a few Arts colleges and a fairly large number of secondary schools directly under Government. These colleges and schools are maintained either as model institutions, to set a standard for private institutions in the neighbourhood, or to meet the needs of backward localities where private initiative cannot be relied upon. There are centres in rural districts, for example the sub-divisional headquarters in Assam, where there is a fairly large demand for secondary education but not a sufficient number of well-to-do residents to found a private school for the benefit of the countryside. It is particularly in such centres, that the help of Government is needed. If it is not forthcoming, then the responsibility for meeting the demand for secondary education is forced upon local bodies, whose resources are not adequate to meet the claims of vernacular education, which is their proper charge. Primary education is provided by local bodies, either directly by means of Board schools or indirectly by grants to aided primary schools. The Government primary schools included in the following table are, with few exceptions, special schools attached to training institutions or schools in backward areas where local authorities have not yet been constituted, such as the hill tracts of Assam :—

(c) Primary Schools.

*Institutions classified according to management, 1921-22.*Management  
of Institutions.

Type of Institution.	PUBLICLY-MANAGED INSTITUTIONS.		PRIVATELY-MANAGED INSTITUTIONS.		Total Institutions.
	Government.	Board.	Aided.	Unaided.	
Arts Colleges . . .	44	3	97	23	167
Professional Colleges . . .	47	..	8	9	64
Secondary Schools . . .	542	2,392	4,711	1,342	8,987
Primary Schools . . .	1,789	50,314	93,587	14,380	160,070
Training Schools . . .	433	483	151	5	1,072
Special Schools . . .	167	60	2,114	598	2,939
<b>TOTAL</b> . . .	<b>3,022</b>	<b>53,252</b>	<b>100,668</b>	<b>16,357</b>	<b>173,299</b>
			Unrecognised Schools . . .		34,807
			<b>GRAND TOTAL</b> . . .		<b>208,106</b>

57. The direct administration of educational institutions by Government is strictly limited, and this limitation is in accordance with the accepted policy of the Government of India which is thus justified in the resolution of 1913:—"It is dictated not by any belief in the inherent superiority of private over State management but by preference for an established system and, above all, by the necessity of concentrating the direct energies of the State and bulk of its available resources upon the improvement and expansion of elementary education. The policy may be summarised as the encouragement of privately managed schools under suitable bodies maintained in efficiency by government inspection, recognition and control and by the aid of government funds."<sup>5</sup>

58. Control over the standard of education provided in colleges and secondary schools under private management is exercised by local Governments and universities, usually acting conjointly and sometimes through the agency of a joint board. This control is effected by means of "recognition", reinforced by grant-in-aid.

<sup>5</sup> Indian Educational Policy, 1913, p. 17.

(a) By  
Recognition.

59. The recognition of an institution by Government or a university entitles it to present candidates for the examinations conducted by the recognising authority and ex-hypothesi to compete for scholarships awarded on the results of these examinations. Recognition in short brings a school or college into the public system of education in India; and except for a brief reference in paragraphs 460f this volume deals only with recognised or "public" institutions. Statistics for unrecognised or "private" institutions are included in some of the tables but since these institutions are not open to public inspection and usually do not maintain daily registers the statistics are unreliable.

Recognition  
by Univer-  
sities.

60. The power of recognising or affiliating colleges is vested in the universities though the formal approval of Government is required in every case. The recognition of high schools, which implies the permission to present pupils for matriculation, has in some provinces given rise to controversy between the university and the education department. In Bengal, for example, the views of the department and the university in this matter have been widely divergent. While the Education Department has been concerned with maintaining a certain standard of efficiency in the matter of buildings, staff and teaching in secondary schools, the university has from various motives aimed rather at increasing the number of boys presented for matriculation (*vide* paragraph 153). The Calcutta University Commission, while in sympathy with the efforts of the Bengal Education Department to preserve the quality of secondary education, was influenced by the prevalent feeling in Bengal to suggest, as a compromise between the conflicting claims of the department and the university, the creation of an independent board of secondary education, which should be entrusted not only with the power of recognition but also with the management of government high schools and the distribution of grants-in-aid. In conformity with its recommendations such boards, without, however, the administrative powers suggested by the Commission, have been constituted at Dacca in Bengal and in the United Provinces. On these boards, the department, the university, the schools and the public are represented. In view of the close inter-dependence of the various stages of education it is doubtful whether the multiplication of independent controlling bodies is likely to conduce to greater educational efficiency. In most provinces the universities have been content to rely on the advice of the education department when according or withholding recognition. Where a school final examination has been instituted and is conducted by the Education

Boards of  
Secondary  
Education.

Department the power of recognition naturally vests in the Department.

61. Inspection is the essential preliminary to recognition. Colleges seeking new affiliation or extended affiliation in any particular subject are usually visited by a board of inspection appointed by the university. The only inspecting agency available to visit high schools is that of the Education Department. Thus the influence exercised by Government over secondary schools by means of inspection is, except where the university rejects the advice of the department, very great.

62. But the standard of efficiency required for recognition <sup>(b) By</sup> is a minimum standard and it is rare that recognition once <sup>grants-in-aid.</sup> accorded is withdrawn. A more potent influence for the betterment of secondary education is the system of grant-in-aid. Of the recognised secondary schools in India under private management 4,711 are in receipt of aid from public funds. The amount of grant given to each class of school varies in accordance with the financial circumstances of the province and the system adopted for assessment. This subject will be dealt with more fully in the chapter on secondary education and is treated at length in Occasional Report No. 12 issued by the Bureau of Education. The essential facts are that the majority of aided schools are dependent entirely upon grants-in-aid and fees for their maintenance, and that consequently a judicious use of grants enables Government to insist upon the employment of qualified teachers in aided schools, on the payment of adequate salaries, on the provision of proper accommodation and even on the maintenance of a certain standard of efficiency in the teaching.

63. Local Governments therefore control education directly <sup>Inspectors.</sup> in the case of a small number of Government institutions and indirectly by means of recognition and grant-in-aid in the case of other institutions. The chief agent employed by Government is the inspector. The importance of the duties of supervision and control carried out by the inspector has led to a popular misconception of this officer as one employed solely to enforce departmental regulations. "This is very far from the truth. In actual fact he often is, and he always should be, the counsellor and friend of school managers, local bodies and teachers. Instances could be quoted of districts and divisions where during the past quinquennium schools have been improved beyond recognition in methods, organisation and equipment through the individual stimulus of inspecting officers."<sup>6</sup>

---

<sup>6</sup> United Provinces, p. 18.

*Inspecting staff (men), 1921-22.*

Province.	Inspectors.	Assistant Inspectors.	Deputy or District Inspectors.	Sub-Inspectors.	Special Inspectors and Supervisors.	TOTAL.
Madras . . . . .	16	17	..	(a) 195	225	453
Bombay . . . . .	8	..	37	144	..	189
Bengal . . . . .	15	5	(b) 89	(c) 295	..	404
United Provinces . . . . .	15	10	58	(d) 195	4	282
Punjab . . . . .	7	11	30	(g) 64	..	112
Burma . . . . .	9	6	85	66	..	166
Bihar and Orissa . . . . .	6	..	32	275	(e) 23	336
Central Provinces and Berar.	7	7	68	..	..	82
Assam . . . . .	2	3	21	41	..	67
North-West Frontier Province.	2	..	5	6	..	13
Coorg . . . . .	(f) 1	..	..	1	..	2
Delhi . . . . .	(h) 1	{	1	(g) 1	..	2
Ajmer-Merwara . . . . .			1	1	..	
Baluchistan . . . . .	1	..	..	..	..	1
Bangalore . . . . .	(f)	..	..	1	..	1
India	90	59	427	1,285	253	2,113

(a) Sub-Assistant Inspectors.

(b) Including 61 Sub-Divisional Inspectors.

(c) Including 27 Assistant Sub-Inspectors and Inspecting Maulvis.

(d) Sub-Deputy Inspectors.

(e) Including 17 Inspecting Maulvis.

(f) There is one Inspector for both Coorg and Bangalore.

(g) Assistant District Inspectors.

(h) There is one Superintendent of Education for Delhi and Ajmer-Merwara.

Inspectresses.

64. Special mention must be made of the officers employed on the inspection of girls' schools. The following statement shows their number:—

*Inspecting staff (women), 1921-22.*

Province.	Inspection-tresses.	Assistant Inspection-tresses.	TOTAL.
Madras . . . . .	5	21	26
Bombay . . . . .	4	..	4
Bengal . . . . .	2	12	14
United Provinces . . . . .	12	..	12
Punjab . . . . .	6	3	9
Burma . . . . .	..	1	1
Bihar and Orissa . . . . .	2	(a) 6	8
Central Provinces and Berar . . . . .	2	4	6
Assam . . . . .	1	1	2
North-West Frontier Province . . . . .	1	..	1
Delhi . . . . .	1	..	1
India	36	48	84

(a) Including one Lady Superintendent of *Atus* (Muhammadan lady teachers).

Of these 18 are in the Indian Educational Service and 42 in the Provincial Educational Service. The pay of the women's branch of the Indian Educational Service was revised in 1919. It is impossible in this case to insist on the recruitment of Indians to the senior service since Indian ladies are very rarely forthcoming for such employment. The work of an inspectress is beset with peculiar difficulties. The area under her charge is usually much larger than that entrusted to an inspector: the inconveniences of travel are enormously enhanced in the case of a lady travelling by herself. Yet the teachers in girls' schools need constant help and encouragement. "Theoretically it would be a great advantage to have more district inspectresses but in practice it is almost impossible to secure women of the right type, to provide suitable conveyance, accommodation and protection." For this reason with few exceptions the ladies employed on such work by the department are Europeans, Anglo-Indian and Indian Christians; even so their number is quite inadequate if they are to fulfil one of their most important duties and act as missionaries in the cause of female education. In practice many girls' schools have to be visited by district inspectors—an arrangement which does not conduce to their popularity.

65. Subject to the general powers of supervision and recognition exercised by the local Government, the administration of many of the educational institutions in every province is in the hands of local bodies, *i.e.*, municipalities and district (or rural) boards. The legislation governing the educational functions of local bodies was described in the last quinquennial review. To this legislation has been added during the last five years the primary education Acts of which a description is given in paragraphs 190<sup>f</sup>. The main object of all these acts was to empower local bodies to introduce compulsory education. They have not, with the exception of the Madras Act, made any alteration in the system by which education is administered by local bodies. Local Bodies.

66. In Burma eight divisional educational boards were created in 1917. They will disappear in 1923. "On the whole the boards have served their purpose well but the experiment might have been more successful had a greater measure of power been entrusted to the boards from the first, and had there existed a better understanding on both sides of the distribution of responsibilities between the local education authorities on the one hand and the officers of the Government Education Department on the other."<sup>8</sup> By the Burma Rural Self-Government Act of 1921 district or joint school boards New Bodies.  
(a) In  
Burma.

<sup>f</sup> United Provinces, p. 17.

<sup>8</sup> Burma, p. 89.

are to be appointed by elected district councils. These boards will be entrusted with the expenditure of "district school funds" which will consist of all sums contributed by local authorities, Government or private persons for education and of school fees. The Madras Elementary Education Act passed in 1920 constituted in each district a district educational council which is to be an independent *ad hoc* body and not a statutory committee of any of the existing local bodies. Each council contains a few *ex-officio* and nominated members, but the majority of its members are elected by the local authorities within the district. Its principal functions are:—

(b) In  
Madras.

- (a) to prepare schemes for the extension of elementary education;
- (b) to elicit and direct the co-operation of all agencies, whether public or private, in the opening of new schools;
- (c) to regulate the recognition of elementary schools and to disburse grants-in-aid.

Subject to the rules framed for their guidance, local bodies and private agencies continue to exercise full control over all elementary schools under their management. Provision is made for the levy, with the previous sanction of the Governor in Council, of an education tax, the proceeds of which will be entirely at the disposal of each local authority for use within the areas in which it is raised: a section of the Act provides for at least an equivalent contribution being made from provincial funds to each local body which levies an education tax, in addition to the usual contributions now being made on behalf of elementary education. Finally provision is made for the introduction of compulsion in suitable areas with the previous sanction of the local Government.

Local Bodies  
and Second-  
ary  
Education.

67. The first duty of local bodies is towards vernacular education and they are not supposed to undertake any financial responsibility for "English" education until the claims of primary education have been fully met. In practice a certain number of local bodies do maintain or aid secondary English schools. This extension of their functions has arisen more from accident than design. There is a natural tendency for a vernacular middle school, owing to pressure from the more well-to-do parents, to add English to its curriculum and to develop into a middle English school, and so in the course of time into a high school. It is not easy for Government to step in at any stage of this development and prohibit the local authority from raising the status of its school. The Punjab Government did in 1921 attempt to check this tendency by taking over the management of eleven high schools from local



bodies on the understanding that the local funds so saved should be devoted to primary education. In spite of the very decided recommendations of the Decentralisation Commission, which were endorsed by the Government of India in a circular letter of 1916, this question of the duties of local bodies in respect of secondary education is in some provinces not satisfactorily settled. It would be of greater importance were it not that the limitations of local finance do not permit local bodies to go so far in the direction of providing secondary schools as some of them would wish.

68. But, as I have said, the chief concern of local bodies is elementary education. This they provide either directly through the medium of schools under their own management or indirectly by grants-in-aid to schools under private management. The policies adopted by different provinces differ widely according as they rely on public or private management. This divergency dates back to the beginnings of vernacular education in this country, when Madras, for example, adopted the system of grant-in-aid for financing primary education while the Punjab and the North-West Provinces (now the United Provinces) developed a system of Government or local board schools. The Government of India in its resolution on Indian educational policy issued in 1913 recommended that the extension of primary education should be carried out through the medium of board schools. The board school is, as a rule, unquestionably more efficient than the aided school. It possesses stability and can draw on the funds of the board for its material requirements; the teacher is subject to direct control and can be transferred if he is unpopular or inefficient. On the other hand aided schools, the lower standard of efficiency being conceded, make smaller demands on public funds and may serve a useful purpose as pioneers in backward areas. Many of them are in the first instance religious institutions.

69. Although the administration of elementary education is in the hands of local bodies, the initiative for any concerted attack upon illiteracy must, largely for financial reasons, come from Government. The past quinquennium has been remarkable for the initiation by several local Governments of detailed programmes of educational expansion in rural areas. Of these an account will be given in the chapter on primary education. It is becoming increasingly evident that any effective advance can be achieved only if local Governments and local bodies co-operate to carry out definite schemes framed after due consideration of the educational needs of the province as a whole and the particular needs and resources of each district. "It is not favourable to economy that any local education authority

should conduct its business 'from hand to mouth' and embark on particular improvements without considering what they will lead to, what other improvements are required, and what should be the order of priority. The preparation of schemes embodying a policy for gradual execution will enable local authorities and their constituents to see what is in front of them and Government's consideration of specific proposals for giving effect to the authority's policy, when financial circumstances permit (observing a due order of priority as between different parts or items of the scheme), will be greatly facilitated." The foregoing passage which is quoted from the last report of the English Board of Education (with only the substitution of "Government" for the "Board of Education") is as applicable to India as to England.

Financial  
Relations of  
Government  
to local  
Bodies.

70. The adoption of these provincial programmes of expansion has brought about certain changes in the financial relations of Government to local bodies. Hitherto in theory grants from provincial revenues were made proportionate to the provision made by local bodies from their own resources. But when local Governments prepared schemes involving large and continuous expenditure spread over several years, they were at once brought face to face with the fact that, if advance were to be restricted by the pace at which boards could find additional funds for education, the rate of progress would be indefinitely retarded. They adopted different plans to overcome this difficulty. In the United Provinces all attempt at balancing provincial and local expenditure was temporarily abandoned and the local Government undertook to meet in three years the full cost of its scheme for the spread and improvement of vernacular education. On the same principle the grants given in some provinces, *e.g.*, Assam, for the improvement of the pay of primary teachers were not made contingent on any *pro rata* increase in the expenditure from local funds. In the Punjab, the financial position of each board, its immediate and potential resources were taken into consideration and the cost of executing so much of the programme of expansion as could be carried out in five years was then divided between local and provincial revenues in such a way that no board should be liable to spend in any one year on education more than 25 per cent. of its net revenues. The responsibility assumed by Government under this scheme of distribution varied from 50 per cent. to 100 per cent. of the amount of the new expenditure required. A contract was then entered into between Government and each board under which both parties accepted liability for their own share of the estimated expenditure. In Bihar and Orissa this thorny question of the relative responsibilities of Government and local boards

for the finance of vernacular education has been referred for decision to a special committee. The question was considered by the Central Advisory Board of Education which made the following recommendations:—

- “(1) That Government should by legislation, if necessary, take measures to ensure a minimum expenditure on elementary education in each local area; that this minimum and the portion thereof to be met respectively from provincial and local funds should be determined by Government after careful consideration of the financial and educational needs and circumstances of each area and the claims of local services other than education.

*N.B.*—It was recognised that in some areas, particularly in Madras, a substantial portion of this minimum expenditure not met by Government would actually be met from private funds, but local bodies should be held responsible by Government for seeing that the portion not met by Government was actually forthcoming from whatever source.

- (2) That additional expenditure on elementary education above this minimum by local bodies should be encouraged by proportionate grants from Government and for the purpose of calculating this proportion the districts should be graded according to their needs and means.
- (3) That local bodies should be encouraged to develop the higher stages of elementary education and to retain pupils throughout the full course by higher rates of grants in respect of expenditure on these higher stages.”

71. For administrative purposes, such as the appointment and transfer of board school teachers and the assessment of grants to aided schools, the district board makes free use of the services of the deputy or district inspector. This official of the Education Department has thus a dual and often a very difficult position to fill. He is responsible to the district board for the management and control of the schools under its charge and to the Education Department for the inspection of these schools, for their educational efficiency and for furthering to the best of his ability the general educational policy of Government. The importance of his position has been recognised in some provinces, *e.g.*, Bengal and the Punjab, by the promotion of this class of officer to the Provincial Educational Service.

Under the district inspector are the assistant district or sub-inspectors. Doubt is expressed by some Directors whether the present type of graduate assistant district inspector, to whom the immediate supervision of the work of primary

schools is entrusted, is quite the best type of man for the purpose. His long absence from the village primary school, supposing that he ever attended one, and the very different educational atmosphere with which he has been surrounded in high school and college make him too often an unsympathetic and unhelpful adviser to the humble and ill-educated village teacher. On the other hand the old type of sub-inspector lacked up-to-date knowledge of methods of instruction. Both economy and the interests of educational efficiency, suggest the employment of a different class of "helping teacher" with qualifications something between the old inspecting pandit who knew too little and the ambitious young graduate who knows too much.

Aided  
Schools.

72. In spite of the increase in the number of Government secondary schools and board primary schools the bulk of the school-going population in India is still in attendance at institutions under private management. In the case of higher and secondary education this reliance on private initiative is, as has been explained, the accepted policy. In the case of primary education it is more often the result of financial necessity. The aided primary school, the accommodation for which must be found by the teacher, and the running charges of which are largely met from fees, is naturally a much cheaper article than the board school. So far as its resources permit, Government, either directly or through contributions to local bodies, attempts to maintain a certain standard of efficiency in schools of each class. It is faced perpetually by the problem of deciding between the conflicting claims of quality and quantity: that is to say, it has to balance the advantages of raising grants to aided schools in order to improve their efficiency or of spending such additional funds as may be available on bringing new schools on the aided list. For it may safely be said that few unaided schools are so by choice. If public finance permitted there are not many schools under private management which would not gladly accept assistance from public funds.

73. It is gratifying to find that during the quinquennium private contributions towards education have increased in value from Rs. 1·95 lakhs to Rs. 3·08 lakhs. There is, however, as pointed out in paragraph 137, a certain amount of waste in the present distribution of private effort; which results in an unnecessary multiplication of schools in certain centres to the neglect of those more educationally backward. Again few aided schools possess any permanent endowment. There is here a large scope for private generosity. Typical instances of such wise generosity are the benefactions of Sir Ganga Ram in Lahore and of the Rani Sahiba of Binga who made an

endowment of two lakhs of rupees for the improvement of the salaries of teachers in the Hewett Kshatriya High School, Benares.

74. Every college, whether managed by Government or by **Committees**, private agencies, must under the Act of 1904 have a governing body in order to qualify for affiliation. In practice the governing bodies of Government colleges rarely function and the control is left largely in the hands of the Principal. Committees whose functions are chiefly advisory are attached to Government schools in some provinces, for example Bengal, the United Provinces and the Central Provinces. These committees were being reconstituted and their functions revised in the latter two provinces at the close of the quinquennium. Proprietary schools, which owe their existence to the generosity or, in the case of those which are run at a profit, to the self-interest of private individuals, are not found in any large number outside Bengal. Elsewhere aided secondary schools are usually founded by societies or associations, often denominational, and are managed by committees representing the original founders. In the United Provinces the managing bodies of aided secondary schools are required to register themselves under the Societies Registration Act. This is a salutary provision ensuring the permanence of the school and some continuity in the management. Attempts to extend the use of educational committees have not proved very successful. In the Central Provinces for example 26 committees of local ladies were constituted to encourage female education. Though some very good work has been done by individual members the new committees have generally proved a failure. Very few educated women are available to serve on them and these have as a rule had no experience of committee work. "Rivalry between the members of the committee and the difficulty of preserving amicable relations between them and the staffs of the schools have also contributed to their failure."<sup>9</sup> In the United Provinces village school committees have been in existence for some years. Accounts of their value vary from district to district. The majority prove apathetic, some of them prove "harmful by unnecessary interference;"<sup>10</sup> but in the Agra district, where every effort is being made to train and encourage them, some of the committees are doing excellent work.

<sup>9</sup> Central Provinces, p. 63.

<sup>10</sup> United Provinces, p. 20.

Statistics of Universities.

University	Type.*	Date of Foundation.	Faculties.†	No. of Teaching Staff.	NO. OF STUDENTS.		NO. OF GRADUATE IN ARTS AND SCIENCE.	
					1917	1922	1917	1922
Calcutta . . . . .	Aff.	1857	A, Sc., L, M, Eng. . . . .	1,227	28,018	23,044	2,636	2,768
Bombay . . . . .	Aff.	1857	A, Sc., L, M. . . . .	460	8,001	8,493	673	775
Madras . . . . .	Aff.	1857	A, Sc., L, M, Eng. . . . .	961	10,216	12,653	776	1,176
Punjab . . . . .	Aff.	1882	A, Sc., L, M, Ag., Com., O . . . . .	504	6,583	7,372	676	834
Allahabad . . . . .	Aff. & Teach.	1867 & 1921	A, Sc., L, M, Com. . . . .	512	7,807	6,445	671	600
Mysore‡	Aff.	1916	A, Sc. . . . .	92	..	1,050	..	142
Benares Hindu . . . . .	Teach.	(a) 1916	A, Sc., L, Th., O. (c) . . . . .	103	..	1,460	..	152
Patna . . . . .	Aff.	1917	A, Sc., L, Ed. . . . .	198	..	2,417	..	261
Osmania‡	Teach.	1918	A, L, Th. . . . .	30	..	345	..	..
Alligarh Muslim . . . . .	Teach.	1920	A, Sc., L, Th. (d) . . . . .	53	..	702	..	76
Rangoon . . . . .	Teach.	1920	A, Sc., L, O. (e) . . . . .	64	..	507	..	54
Lucknow . . . . .	Teach.	1920	A, Sc., L, M, Com. . . . .	55	..	632	..	140
Dacca . . . . .	Teach.	(b) 1921	A, Sc., L. . . . .	86	..	(f) 1,030	..	211
Delhi . . . . .	Teach.	1922	A, Sc. . . . .	48	..	706	..	..
TOTAL				4,393	61,225	66,865	5,432	7,098

\* Aff. = Affiliating; Teach. = Teaching.

† Abbreviations:—A = Arts; Sc. = Science; L = Law; M = Medicine; Ed. = Education; Eng. = Engineering; Ag. = Agriculture; Com. = Commerce; Th. = Theology; O. = Oriental learning.

‡ Incorporated by legislation in an Indian State.

N.B.—The teaching of the affiliating universities is carried on by the staffs of their constituent colleges, but generally the universities themselves provide instruction in certain branches of higher education as required by the Act of 1904.

(a) The Act was passed in 1915. (b) The Act was passed in 1920. (c) Pure and Applied Science (Engineering). (d) There are no Faculties but Departments of Studies in different subjects. (e) There are no Faculties, but Boards of Studies in various subjects. (f) Including 154 students of the Dacca Medical School who took their science courses at the University.

It will be seen that the number of universities in India has increased during the last quinquennium from seven to fourteen. Of these twelve are in British India.

75. The first university in India, that of Calcutta, was founded in 1857. Between 1857 and 1887 four new universities at Bombay, Madras, Lahore and Allahabad were added. The Universities were reconstituted by the Indian Universities Act of 1904. These five universities were all of the affiliating type. They consisted of groups of colleges, situated sometimes several hundred miles apart, bound to each other by a legally constituted central organisation, which determined the qualifications for admission to the university, prescribed the courses of study, conducted the examinations preliminary to the award of degrees and, through the agency of the affiliating system and by occasional visits of inspection, exercised a mild form of supervision over the work of the affiliated colleges. There was nothing under this system to limit the number of institutions affiliated to a university; and for thirty years, *i.e.*, from 1887 to 1916, the growing demand for university education was met, not by the creation of new universities, but by enlarging the size of the constituent colleges and increasing their number. By 1917 this system of inflation had been carried so far that the composition of the original five universities stood as follows:—

University.	Colleges.	Students.
Calcutta . . . . .	58	28,618
Bombay . . . . .	17	8,001
Madras . . . . .	53	10,216
Punjab . . . . .	24	6,558
Allahabad . . . . .	33	7,807

115

It had become obvious that further expansion on the same lines was no longer possible without a serious loss of efficiency, indeed that efficiency was already suffering from the excessive demands made on organisations not adapted for indefinite expansion. The universities had ceased to be living organisms since many of their constituent members contributed nothing to the common life of the university of which they were a part and, so far from being essential to its existence, actually impaired its vitality. They were in some cases little more than agglomerations of teaching units, bound to the

central institution only by their need for some external examination for their students which should command public confidence.

Need for  
unitary  
teaching  
universities.

76. The Government of India in their resolution of 1913 recognised these facts. "It is necessary," they said, "to restrict the area over which the affiliating universities have control by securing in the first instance a separate university for each of the leading provinces in India and secondly, to create new local teaching and residential universities within each of the provinces in harmony with the best modern opinion as to the right road to educational efficiency." The development of the policy advocated by the Government of India on the ground of educational efficiency might have been long delayed had this motive not been reinforced by the strength of communal feeling and the growth of local and provincial patriotism. To the local patriotism of the peoples of Bihar, Oudh and Burma may primarily be ascribed the foundation of the Universities of Patna, Lucknow and Rangoon. The Universities of Benares and Aligarh represent educational movements on the part of the Hindu and Muhammadan communities respectively. The University of Dacca is the product of both forces, being designed to meet the wishes of the people of Eastern Bengal for a local university, centre and to encourage the higher education of Muhammadans, who form the majority of the population of Eastern Bengal.

The Calcutta  
University  
Commission.

77. The disintegration of the older universities had already commenced under the attacks of these local and communal forces, when the educational argument advanced by the Government of India in favour of unitary teaching universities received most powerful support from the report of the Calcutta University Commission. The report of the Commission did more than strengthen the case of the advocates of university reform; it offered constructive proposals as to the lines to be followed in university reform.

The Calcutta University, the oldest university in India, situated in the centre of a population which had taken very kindly to higher education, had suffered more than any other from the evils of inflation. Before attempting to deal with these evils the Government of India wisely decided to call in expert advice. A commission was appointed under the chairmanship of that distinguished educationist, Dr. (now Sir) Michael Sadler, Vice-Chancellor of Leeds University, having as members, Dr. J. W. Gregory, F.R.S., D.Sc., M.I.M.M., Professor of Geology at the University of Glasgow; Mr. P. J. Hartog, C.I.E., M.A., B.Sc., L-es-Sc., Academic Registrar, University of London; Professor Ramsay Muir, M.A., Professor of Modern History at the University of Manchester;



the Hon'ble Sir Asutosh Mookerjee, Kt., C.S.I., D.L., Puisne Judge, High Court of Judicature at Fort William in Bengal; the Hon'ble Mr. W. W. Hornell, C.I.E., M.R.A.S., Director of Public Instruction, Bengal; and Dr. Zia-ud-Din Ahmad, C.I.E., D.Sc., Ph.D., Senior Tutor and Professor of Mathematics, Muhammadan Anglo-Oriental College, Aligarh.

78. The Commission met in November 1917 in Calcutta and after hearing 93 witnesses and receiving written evidence from 412 people and further visiting a large number of institutions in Bengal and other parts of India presented its report in March 1919. The Commission in this monumental work, after reviewing the conditions of student life in Bengal and describing in detail the organisation and functions of the Calcutta University, recommended a complete reorganisation of the system of higher education in Bengal. They recommended in the first place the immediate establishment of a new unitary teaching university at Dacca and the gradual development of other centres of collegiate education with a view to the establishment of similar universities. They recommended a synthesis of the work of the various colleges situated in Calcutta, the co-ordination of the work of the outside colleges by means of a *mofussal* board, and a complete revision of the constitution of the Calcutta University with the special purpose of differentiating between the academic and purely administrative sides of its work. Finally, in order to raise the standard of university education in Bengal, they recommended the delegation of all work up to the intermediate standard, hitherto conducted by the University, to institutions of a new type, called intermediate colleges, which should provide both general and special education under the supervision of a board of secondary and intermediate education. To this body, which should contain representatives of Government, the University, the intermediate colleges and the high schools, they suggested that the administration and control of secondary education should be transferred from the university and the Education Department.

79. When the report was published it was at once recognised by the general public that, though the Commission were primarily concerned with the Calcutta University, many of their recommendations were equally applicable to the other Indian universities which had been reconstituted on identical lines by the University Act of 1904. The Government of India issued a resolution in January 1920, summarising the report of the Commission and commending its findings to the consideration of local Governments. Committees were accordingly set up at all university centres to consider how far the

The recom-  
mendations

Considered  
by other  
universities.

recommendations of the Commission might be suitably adapted to meet local needs. It is noteworthy that all university Acts passed since the publication of the report, whether for the incorporation of new universities or for the reconstitution of older universities, have embodied many features of the scheme recommended by the Commission for Calcutta.

Action taken on the Commission's recommendations.

80. In order to give effect to these recommendations the Government of India drafted a bill for the reconstruction of the University of Calcutta. Questions of finance and questions of detail delayed the introduction of the bill in the Imperial legislature. The position was altered by the constitutional changes that took place in 1921. It was decided to transfer the control of the Calcutta University from the Government of India to the Government of Bengal and to leave any further initiative for the reform of the University to be taken by the local Government. An Act was passed in March 1921 substituting the Governor of Bengal for the Governor General as the Chancellor of the University. Except for this change and for the excision of the Dacca University area from the control of the Calcutta University, the report of the commissioners has had little effect on the condition of the University which they were called in to advise. The Government of India did indeed foresee this possibility, and in their resolution of January 1920 they expressed fears lest "vested interests may suspect that they are threatened and the sentiments which have grown round the University, as it exists, may feel themselves touched." They believed, however, that there was in Bengal a strong and genuine aspiration for improved methods in the higher branches of instruction and they appealed for the assistance and co-operation of the educated classes in carrying out university reform. Although a resolution was passed in the Bengal Council in July 1921 advocating an increase in the elective element of the Senate, no general movement in favour of a more extensive adoption of the Commission's proposals was evident in Bengal during the period under review.

New University Acts.

81. Schemes for the establishment of universities at Dacca, Patna, Benares and Aligarh had been under consideration during the previous quinquennium. The Patna University followed as a natural corollary on the formation in 1912 of the new province of Bihar and Orissa. The original scheme for a unitary residential university, which had been drawn up by an influential committee under the chairmanship of the late Sir Robert Nathan, had perforce been abandoned for financial reasons; and the university as it was finally incorporated by the Act passed in September 1917 does not differ greatly in form from the older universities except in the pos-

session of a whole-time paid Vice-Chancellor. (A fuller account of the constitution of this University will be found in the last Quinquennial Review). The Benares Hindu University Act was passed in October 1915; it was followed by the Patna University Act in September 1917, the Dacca University Act in March 1920, the Aligarh Muslim and Rangoon University Acts in September 1920, the Lucknow University Act in November 1920, the Allahabad University Act in December 1921 and the Delhi University Act in March 1922.

82. It has been said that the Dacca University owes its birth to local and communal patriotism. The decision announced in December 1911 to revise the partition of the provinces of north-eastern India gave rise to grave apprehensions among the Mussulman community, who constituted the majority in the province of Eastern Bengal and Assam, that their educational progress would suffer by the coming change. In response to an expression of that apprehension made by a deputation in January 1912 the Viceroy—Lord Hardinge—promised to found a new university that would be open to all sections of the community and for the benefit of all. The Government of India later announced their intention that the Dacca University should be a model institution of a new kind—a unitary residential university. The first plans for the new university were drawn up by a Committee presided over by Mr. (afterwards Sir) Robert Nathan. The execution of these plans was delayed for various causes, including the war, until the Calcutta University Commission had published their report in 1919. The commissioners urged that the university should be established without delay and the Dacca University Act was passed in 1920. The University of Dacca.

83. The University has been fortunate in its material inheritance. In addition to the old building of the Dacca College it has been given the greater portion of the buildings on the estate destined for the Government of Eastern Bengal and Assam. The estate consists of between five to six hundred acres of park land; the buildings include the old secretariat, which now houses the library, the arts classes and a residential hall for Muslim students, and a palatial Government house, which is used for the meetings of the various university bodies. The University was further fortunate in securing the services of Mr. Philip Hartog, C.I.E., as its first Vice-Chancellor. Mr. Hartog had not only a distinguished record as Academic Registrar of the London University for seventeen years, he had also served on the Calcutta University Commission and was therefore intimately acquainted with the conditions of university education in Bengal and with the aims which the Commission had in view.

84. On the other hand, the new university was unfortunate in that its first years of existence coincided with a period of great financial stress in the province of Bengal. Whereas the Nathan Committee had estimated the recurring expenditure on the university at over thirteen lakhs annually, the University has had to be content hitherto with five lakhs for its maintenance; but the Government of Bengal have in eight years made further capital contributions out of the large sum accumulated from the Government of India grants between 1912 and 1920.

The new form of university constitution.

85. The University of Dacca was the first to adopt the revised form of constitution recommended by the Calcutta University Commission. Since this constitution with modifications has been adopted in all subsequent university legislation, a short description of it is necessary. In place of the Senate and Syndicate of the older universities, whose constitution and functions were described in the last Quinquennial Review, there are three main university bodies:—

(i) A large body, called the Court, on which are represented the chief interests of the community, either by election or by nomination. The functions of the Court are to make statutes and to pass recommendations on the financial accounts and the annual report, submitted by the Executive Council. They also have power to cancel ordinances made by the Executive Council, if a majority of two-thirds decides on such cancellation. Thus, every important change made in the University is brought to the notice of the Court and can be discussed by them, while in matters of university legislation they have important powers not only of discussion but of check.

(ii) The Executive Council, in whom the executive authority in regard to finance and university appointments and also all residual powers are vested.

(iii) The Academic Council, who are responsible for the control, general regulation and maintenance of standards of instruction, education and examination within the University, and for the initiation of all changes in academic matters and without whose consent no changes in such matters can be made. The Academic Council consists almost entirely of university teachers and is designed so as to secure the representation of the various departments of study undertaken by the University.

Special features of the Dacca Act.

86. Special provisions have been inserted in the Dacca Act in order to ensure the representation of the Muhammadan community on the Court and the two Councils. The Governor of Bengal is Chancellor of the University *ex-officio*. He has the

right of appointing forty members of the Court, besides life-members, and of appointing four members of the Executive Council. Without his sanction no changes in the statutes can be made and he has the right of vetoing changes in ordinances.

The Vice-Chancellor is a whole-time officer, and is the principal executive and academic officer of the University.

This constitution seems admirably adapted to secure the due representation of all the interests concerned in the proper conduct of the university; but it is as yet too early to pass any judgment on its working.

87. Despite the unfavourable financial conditions under which it was started the University has made good progress. The laboratory accommodation for physics and chemistry has been greatly increased; and the laboratories have been re-equipped: the old library of the Dacca College has been modernised and is well supplied with periodical literature essential for up-to-date teaching; a department of Islamic studies has been created and the staff in the other departments has been so enlarged as to enable original work to be carried on; the department of economics has been supplemented by a department of commerce. I write elsewhere of the tutorial system.

Progress  
made by  
the Dacca  
University.

The number of students (exclusive of students of "teaching" who receive their instruction in the Dacca Training College, and of students of the Dacca Medical School, who study chemistry and physics at the University) is over 1,000, of whom about 23 per cent. are Muhammadans.

88. The Benares Hindu University and the Aligarh Muslim University are communal institutions, the establishment of which had long been the subject of correspondence and conversations between the representatives of the Hindu and Muslim communities and the Government of India. The promoters had originally in view the establishment of affiliating universities to which should be attached the communal colleges and schools situated in various parts of India. In the interests of higher education the Government of India pressed for the substitution of unitary teaching universities. Their arguments were strongly reinforced by the report of the Calcutta University Commission. In the event two centres of Hindu and Muhammadan culture respectively have been founded, the one at the historic seat of Sanskrit learning, the other at a centre already made famous in the Muhammadan world by the institution founded by a distinguished patron of modern Muhammadan education, Sir Syed Ahmad.

Benares  
Hindu  
and Aligarh  
Muslim  
Universities.

89. Of the incorporation of the Benares Hindu University an account was given in the last Review. During the past five

years it has, under the enthusiastic direction of its Vice-Chancellor, Pandit Madan Mohan Malaviya, carried out an extensive building programme at a cost of seventy lakhs. Notable amongst its new buildings is the Engineering College, the equipment alone of which has cost ten lakhs. The University has received most generous support from Indian rulers and men of wealth.

90. The Aligarh Muslim University has the unique distinction of a lady Chancellor in the person of that enlightened ruler Her Highness the Begum of Bhopal; while His Highness the Aga Khan is associated with the University as Pro-Chancellor. The University has taken over and extended the buildings previously occupied by the Muhammadan Anglo-Oriental College. In its constitution and the functions assigned to the various university bodies it follows the Dacca model. The Academic Council, however, has the power to frame ordinances on academic matters for direct submission to the Court. The local Government is represented in the University by a Visiting Board consisting of the Governor, the members of the Executive Council, the Ministers, one member nominated by the Governor and one member nominated by the Minister in charge of Education.

91. Both the Benares and Aligarh universities retain direct relations with the Government of India from whom they receive grants and to whom their regulations are submitted for sanction. They have been classed as "central" subjects under the Government of India Act of 1919; and do, in fact, draw their students from all parts of India.

92. The Rangoon University, which came into being at the beginning of the quinquennium, is the realisation of a project mooted thirty years ago. It has two constituent colleges, University College and the Judson College. The staffs of both these institutions were strengthened before and after the establishment of the University by the addition of nine lectureships in the Indian Educational Service and eight in the Burma Educational Service to University College and of four lectureships to the Judson College. The University, has been started with high aims. "A national university should be closely in touch with national life. It therefore undertakes the scientific research and teaching required by local industries; provides non-technical extra-mural teaching in the form of extension lectures and tutorial classes and reports by request, after systematic enquiry, on matters of social and economic importance. Its students and graduates also support settlements for the benefit of poor and depressed classes. There is no reason why the Rangoon University should not in time undertake all these varied activities. Accordingly,

in addition to the Arts and Science departments in University College, departments in Teaching, Law, Engineering, Forestry, Medicine and Fine Arts have been or, it is hoped, will shortly be established. The Senate has constituted boards of studies in all these subjects and courses leading to degrees or diplomas therein are, or soon will be in working."<sup>1</sup>

93. The University was opened at a time of great political ferment in Burma, which had not been included in the scheme of reforms introduced into India proper. The agitators took advantage of some local criticisms of the University Act to declare a boycott of the University. The criticisms were chiefly directed at the form assigned to the University, *i.e.*, a residential teaching university in place of the old type of affiliating university, and at the provision of an additional preparatory course in English for students matriculating but defective in this subject. Since there were no other arts colleges in Burma except the two incorporated in the University and since the preparatory English course was designed to ensure that the students should understand the University lectures and so increase their chances of obtaining degrees, the political character of the agitation was soon apparent and the attendance at the constituent colleges was rapidly recovering at the close of the year 1922.

94. The nucleus of the Lucknow University founded in November 1920 was formed from the Canning College, the King George's Medical College, and the Isabella Thoburn College for Women. Faculties in commerce and law have been added. The University is the product of the educational enthusiasm and energy of His Excellency Sir Harcourt Butler, Governor of the United Provinces, supported by the provincial patriotism of the people of Oudh. Over thirteen lakhs of rupees have been contributed by the *taluqdars* and *raises* to form an endowment for the new university. Both in its constitution and in the organisation of its work the Lucknow University follows closely the model of the Dacca University.

95. The recommendations of the Calcutta University Commission were also followed in the provisions of the Act of 1921, which reconstructed the Allahabad University. The constitution of the Allahabad University is very similar to that of Dacca and Lucknow with this important difference that in addition to the teaching and residential university at Allahabad there is an external side comprising a number of colleges situated in the United Provinces, the Central Provinces, Central India and Rajputana previously affiliated to and now associated with the Allahabad University.

<sup>1</sup> Burma, p. 22.

Separation  
of the  
intermediate  
classes

96. One important part of the Commission's recommendations has been accepted by the Government of the United Provinces and Government of India and incorporated in the Acts establishing the Lucknow, Dacca and Aligarh Universities and reconstituting that of Allahabad, namely, the separation of the intermediate classes from the sphere of university work and the transfer of control over them from the university to a Board of Secondary and Intermediate Education. Such a board was constituted for the Dacca University area by a notification of the Bengal Government in 1921. It contains twenty-two members of whom seven are elected by the University. The United Provinces Board was constituted by an Act passed in the same year. It consists of some forty members of whom approximately one quarter represent the universities in the Province. An Intermediate Examination Board was also formed for the Aligarh University by an Ordinance in 1922.

97. It is only natural that these changes should not have commended themselves to the outside colleges, except where, as at Agra, they may look forward to the establishment of a local university. These associated colleges realise that their existence as constituent parts of the Allahabad University is threatened and that they are almost inevitably destined to be converted into intermediate institutions. Many of these colleges would be unable to maintain themselves without the fees realised from their intermediate students, but if they are to retain their association with the Allahabad University they must, under the terms of the new Act, confine themselves after a period of five years from the date of its enactment to the instruction of post-intermediate students. This feature of the reorganisation of the Allahabad University has consequently hastened the establishment of a university at Nagpur, which came into existence during the present year, and has also set on foot movements for the establishment of universities at Agra and in Rajputana. Meanwhile in the United Provinces the Lucknow Christian College has already been converted into an intermediate institution and intermediate classes have been added to eleven high schools. Of the success of the latter experiment it is too early to speak, but that the addition of intermediate classes to high schools is not unattended with difficulties is clear from a description of a similar experiment at the New College, Patna, which will be given later in this chapter.

Delhi  
University.

98. The Delhi University Act was passed by the Indian Legislature in March 1922. The constitution of the University is similar to that of Lucknow. It is formed by the association of the St. Stephens' Mission College, the Hindu College and the Ramjas College with a view to the introduction of



common university teaching. Of this university, which was opened in May 1922, fuller mention will be made in the next Quinquennial Review. The University came into being at a time when the Imperial budget showed a serious deficit. It was therefore impossible to provide for a whole-time Vice-Chancellor, and the duties attached to this post were undertaken honorarily by Dr. H. S. Gour, M.L.A., who is assisted by a resident Rector. His Excellency the Viceroy himself became the Chancellor of the new university and the post of Pro-Chancellor was accepted by the Hon'ble Mian Sir Muhammad Shafi, K.C.S.I., C.I.E., Education Member of the Viceroy's Council, whose tenure of office has been marked by great developments in university education in India.

99. The report of the Commission also had its effect on centres so distant from Calcutta as Madras and Lahore. The Senate of the Madras University at a meeting held in October 1920 adopted the following resolution:—

“That the Senate is of opinion that the time has come when the increasing demands for liberal education in this presidency should be met by the establishment of more universities and by the redistribution of the territorial areas of the existing University so as to provide as far as practicable at least one university for each principal linguistic area within the presidency; and that the establishment of a university for the Andhras should be taken in hand without further delay.”

So far, although the Madras University itself has been reconstructed during the present year, no new universities have been opened in either the Madras or the Bombay Presidencies.

100. The question of university reconstruction evoked considerable discussion in the Punjab, but owing to a divergence of opinion as to the relative claims of the colleges and the university to control the advanced teaching no statutory change in the constitution was effected during the period under review. The question at issue in the Punjab is discussed at some length in the Director's report. “At present,” he says, “the University exercises an excessive control over the courses and curricula but an inadequate control over the teaching given in its name.”<sup>2</sup> Just at the close of the period an Academic Council was instituted which deals with all matters concerning university teaching, including inter-collegiate teaching, under the general authority of the Syndicate and Senate.

101. The Osmania University is situated in the dominions of His Exalted Highness the Nizam and an account of it therefore does not fall within the scope of this report. It is unique

<sup>2</sup> Punjab, p. 55.

in India in that it employs the Urdu language as the medium of instruction. The University employs a Bureau of Translators to provide the necessary text-books for the university courses.

Mysore  
University.

The Indian  
University  
for women.

102. The Mysore University which was mentioned in the last Review is for the same reason excluded from this report.

103. Professor Karve's Indian University for Women at Poona has grown and achieved a much firmer foundation. It has received several endowments and loans for the purchase of a site and erection of buildings. A conditional promise of fifteen lakhs has caused its name to be extended to the Shrimati Nathibai Damodar Thackersey Indian Women's University. "Its objects remain the same, the provision, independently of Government aid or regulation, and through the medium of the vernacular, of a secondary and University education specially devised to suit Indian girls and women."<sup>2</sup>

A further reference to this University will be found in paragraph 255.

University  
teaching.

104. The teaching of the affiliating universities in India is, owing to their constitution, almost entirely carried on by the staffs of their constituent colleges. They had, however, even before the advent of unitary teaching universities, inaugurated several experiments in university teaching to supplement the work of the colleges. These innovations took the form either:—

(a) of special series of lectures by eminent men of learning, invited to visit the university from India or abroad, or

(b) of university chairs in certain subjects in which the university desires to specialise, or

(c) in the most complete form, of honours schools or post-graduate classes directly conducted by the university.

(a) University  
lectures.

105. The delivery of courses of lectures by distinguished scholars has been a particular feature of the work of the Calcutta, Madras and Punjab Universities. Professor Oliver Elton, M.A., D.Litt., of the Liverpool University visited Lahore at the invitation of the Punjab University and subsequently delivered a course of lectures at Madras. The Madras University also secured visits from Dr. W. A. Craigie, Professor of Anglo-Saxon at Oxford, and Professor J. S. Mackenzie of University College, South Wales. Other distinguished visitors to this country who delivered lectures at the invitation of the Punjab University were M. A. Foucher, the eminent Archæologist, and Dr. E. L. Frida Fowler, D.Litt., of Paris, the former of whom also lectured on behalf of the University of Calcutta. Professor C. V. Raman accepted invitations from the Madras and Punjab Universities to describe his scientific researches, Sir P. C. Ray visited

<sup>2</sup> Bombay report.

the Madras and the Benares Hindu Universities and Sir Jagdish Bose the Bombay University, for the same purpose. The Calcutta University arranged for lectures from a number of distinguished professors of other Indian universities including Dr. Rushbrook Williams, Professor R. K. Mukerjee, and the late Mr. R. S. Trivedi. These visits form an interesting illustration of the value of university co-operation.

106. The example set by the Universities of Calcutta, Madras and Allahabad in the creation of university chairs has been followed by other universities. At Allahabad the chair of Economics was held by Dr. Stanley Jevons. The University Department of Economics has been much engaged in research on currency problems and rural economics. The Chair of History was held by Dr. Rushbrook Williams till his transfer to the Government of India in April 1921 when he was succeeded by Dr. S. A. Khan. Valuable research work on various periods of Indian History has been accomplished and a library has been built up of which it is said that "no other university library in India can boast of such continuous connected data for the study of Indian History."<sup>4</sup> A chair of geography was created in 1919 but hitherto no suitable incumbent has been found for the post. The endowment of a chair of civics and politics has been offered by the Government of the United Provinces. Meanwhile the chair of post-Vedic studies was abolished on the death of the incumbent, Dr. Venis, in 1918.

(b) University chairs.

In Madras the chairs of comparative philology and of Indian economics have been vacant since the retirement in 1919 and 1921 of Dr. Mark Collins and Dr. Gilbert Slater. The Department of Economics has, however, been strengthened by the appointment of an assistant professor and two readers. The chair of Indian history and archæology is held by Rao Sahib Dr. S. Krishnaswami Ayyangar.

In Bombay a chair of sociology was created for the term of three years in 1919 to which Professor Patrick Geddes, late of the St. Andrews' University, was appointed; an assistant professor was added in 1921. The Department of Sociology has issued several publications and monographs on such subjects as the housing problem in Bombay. A Department of Economics was also opened in 1921, when Mr. K. T. Shah was appointed professor with Mr. C. N. Vakil as his assistant. In both departments research is combined with the preparation of students for post-graduate degrees.

107. A more complete development in university teaching is the system of honours schools introduced by the Punjab University. The organisation of the teaching in these schools is controlled by a whole-time officer of the University entitled

(c) Punjab University honours schools.

<sup>4</sup> United Provinces, p. 27.

“the Dean of University Instruction.” His functions are to co-ordinate the work and aims of different honours schools, to advise the Vice-Chancellor and the Syndicate with regard to the said schools and to develop in general the teaching functions of the University with the co-operation of the colleges. Mr. A. C. Woolner, late Registrar of the University, has been appointed to this post. Honours schools have been instituted in Arabic, Sanskrit, botany, zoology and mathematics and the University also conducts post-graduate instruction in economics. The University has a whole-time chair of mathematics occupied by Professor C. V. H. Rao and a chair of economics occupied by Mr. W. H. Miles: it has also appointed professors in botany, and zoology from the staffs of the constituent colleges. “The aim of university teaching in the Honours schools is to give an improved type of instruction, with some personal contact between teacher and pupil and lesser recourse to lectures and text books, to the abler minority among the students in the belief that this improved teaching, though in the first instance limited to a minority, will in the long run react on the spirit and methods of teaching throughout affiliated colleges of the University.”<sup>5</sup>

(d) Calcutta University post-graduate department.

108. The most comprehensive scheme of university teaching adopted by an affiliating university in India is the post-graduate department of the Calcutta University. At the beginning of the quinquennium all M.A. teaching, except in a few *mofussal* colleges, was taken over by the University itself. There can be no question that by means of its post-graduate classes the Calcutta University is performing one of the most valuable functions of a university, the promotion of research. But the organisation of the department has been criticised on the ground that the staff is excessive and that there is no discrimination exercised in the choice of the students, many of whom are engaged at the same time in working for a law degree. At the beginning of the academic session, 1916-17, there were 1,258 students in the university M. A. classes (excluding attendance at the Presidency, Dacca and Scottish Churches Colleges) for the teaching of whom a staff of 46 whole-time teachers and a few part-time lecturers was provided. In 1921-22 there were 1,234 students with a staff of 233 professors, assistant professors and lecturers, including part-time teachers. The large increase in the proportion of staff to students is partly accounted for by the extension of science teaching. Of the 1,234 students 189 were in the science classes with a staff of 54 as against 1,045 in arts classes with a staff of 179. But in such subjects as anthropology (eight teachers, nine students) and experimental

<sup>5</sup> Punjab University Report (Ms.).

psychology (eight teachers, nine students) there is a much greater disparity. "Previously to the great growth of purely university post-graduate teaching, the colleges, and especially the Presidency College, endeavoured to restrict the numbers of those who entered their M.A. and M.Sc. classes by demanding a certain degree of attainment, marked by honours or distinctions, in the post-graduate subject proposed. Apparently in the university classes, there is no such small-meshed sieve before entrance; in practice a graduate, pass or honours, is admitted to the post-graduate course in any subject he chooses."<sup>6</sup> The increase in the staff is also due to the opening of new branches of post-graduate study, such as Anthropology, Ancient Indian History\* and Culture and Indian Vernaculars. The latter department for the critical, scientific and comparative study of Indian Vernaculars was opened in 1919, the first M.A. examination in the subject being held in 1920. "Arrangements have been made for instruction in Bengali, Uriya, Hindi, Maithili and Guzerati as principal vernaculars and in Bengali, Assamese, Uriya, Hindi, Mahrathi, Guzerati, Telugu, Tamil, Kanarese, Malayalam, Sinhalese, Maithili, Urdu, Prahut, Pali and Persian as subsidiary languages."<sup>7</sup> The University College of Science was founded out of the gifts of 14 and 10 lakhs of rupees made by Sir Tarak Nath Palit and Sir Rash Behari Ghose, respectively, in the last quinquennium. In the present quinquennium a further legacy of some 5½ lakhs was received from the estate of the late Kumar Guruprosad Singh of Khaira. Out of the interest of this sum the University has established five new chairs, in Indian fine arts, phonetics, physics, chemistry and agriculture. Another gift of 2½ lakhs, under the will of the late Sir Rash Behari Ghose, established a number of travelling research fellowships open to graduates of the University. A further interesting development of university work has been started by the beneficence of Mr. Prankrista Chatterjee, who in 1921 made over 100 bighas of land and an endowment of Rs. 1,800 per annum to start a University Mining school.

109. It will be noted that, prior to the establishment of unitary teaching universities, the teaching functions assumed by universities have all been confined to higher work with the more advanced or more brilliant students. The bulk of the university teaching has been, and still is in the case of affiliating universities, in the hands of the colleges. It was suggested to the Calcutta University Commission that the development of university teaching should continue on these lines, the university gradually assuming the responsibility

(c) Colleges responsible for bulk of teaching.

\* Bengal, p. 9.

<sup>7</sup> Calcutta University Report (Ms.).

for all "honours" or post-graduate work leaving the "pass" students only to the care of the colleges. This suggestion was rejected by the Commission on the ground that, in the interests of the teachers and the taught, no sharp dividing-line should be drawn between the work of the "pass" and "honours" students. The Commission preferred to recommend the gradual development at suitable centres of unitary teaching universities, such as have actually been started at Dacca, Lucknow, Aligarh and Benares. In these universities the whole of the graduate and post-graduate teaching is conducted by the staff of the university and the colleges have assumed the character of halls of residence. A compromise has been necessary at such centres as Rangoon and Delhi, where the bulk of the teaching is as yet conducted by the colleges, arrangements for co-operation being made by the university, and at Allahabad, where the reconstructed university has both a teaching and an affiliating side.

110. India is a land of large distances and small towns. The number of centres, at which there is a sufficient student population to attend, and, what is even more important, a sufficient number of educated persons to administer a university is very limited. Although the growth of unitary teaching universities has been such a marked and such a satisfactory feature of the development of higher education during the past five years, there will always be in India a need for universities of the affiliating type.

111. Before dealing with the work of the colleges I must make mention of certain changes in the conditions of admission which may in time have a marked effect on the character of university education. Of the recommendation of the Calcutta University Commission that entrance to the university should be postponed to the intermediate stage, and of its acceptance at Dacca and in the United Provinces I have already written. This change entails either the addition of two intermediate classes to high schools or the creation of separate intermediate colleges. The former solution has been generally adopted in the United Provinces: the latter was the one favoured by the Calcutta University Commission, which laid much stress on the important functions which this new type of institution might discharge in the preparation of students for the university and in the provision of vocational training. Although the matriculation or school final examination has been retained as the qualification for admission to universities outside the United Provinces and Dacca, there has been a movement elsewhere in the direction of starting intermediate colleges. In the Punjab, for example, intermediate colleges have been opened at eight centres. They do not as yet provide any vocational courses. Considerations of expense and the lack of effective

Changes in conditions of admission to universities.

(a) Intermediate colleges.

demand have contributed to restrict their activities. They should, however, serve a useful purpose in checking the influx of first and second year students to Lahore and thus lightening the work of the degree colleges. An intermediate college of the type recommended by the Commission has been opened at Patna, comprising the two high classes of the collegiate school and the two intermediate classes of the Patna College. "When the institution was first established no attempt was made to amalgamate the two sections, the college classes being taught by college methods and the school classes by school methods. Even then, however, there were difficulties, for the staff and students of the college section regarded it as beneath their dignity to associate with school teachers and school boys, respectively. Subsequently, endeavours have been made to fuse the whole institution into one, but further problems have now arisen. Thus the teachers who were recruited for college work and the students in the I.A. classes would object to a vacation shorter than a college vacation while there is no reason why the school section should enjoy longer vacations than at present. Again, some of the college teachers do not care to teach school classes, while if the teachers recruited for school work are required to teach college classes there is some risk that the standard of instruction in those classes may deteriorate. Further, the teachers of the college classes do not appear to have appreciated the fact that when the institution was fused it was intended that the whole should be taught by school methods, lectures and tutorial work in the college classes being abandoned, and some of the teachers have instead done little more than lecture, abandoning their tutorial work and thus making things worse than they were before."<sup>2</sup>

112. A second change of importance during the quinquennium has been the abolition of the age limit for matriculation by the universities of Bombay, Allahabad and Patna. Similar action is being contemplated by the Madras, Benares and Punjab Universities. Previously admission to the examination was confined to boys of 15½ years or 16 years of age. This restriction has now been abolished. It is too soon to judge of the effect of this change. So long as the secondary school course is one that an ordinary boy cannot cover in less than ten years it is not probable that many boys will be able to pass matriculation at an earlier age than fifteen.

The statistics given in general table X show that of 44,469 students attending colleges in India in 1921 only 129 were under sixteen years of age, and that of 60,797 boys in the matriculation classes of high schools all but 2,000 were over fifteen years old. The median age for the matriculation class

(d) Abolition of age limit for matriculation or school leaving examinations.

<sup>2</sup> Bihar and Orissa, p. 42.

is 16 and for the first college year 17. The "matriculation" or top class in an Indian high school is essentially an examination class in which the energies of the teachers and the pupils are concentrated on the text-books and syllabus prescribed for the final examination. It does not offer the same opportunities for widening the range of knowledge and broadening the general outlook that are afforded by the sixth form in an English secondary school, which make it well worth while for older boys to remain in school long after they possess the minimum qualifications for admission to the university.

(c) Introduction of vernacular medium for instruction.

113. A third change of importance is the proposed adoption by universities of the vernacular as the medium in some or all of the subjects of their matriculation examination. The present position is as follows:—

The Senate of the *Patna University* has passed a resolution to the effect that the medium of examinations *may be* the vernaculars after 1923 and *shall be* the vernaculars after 1928, but the necessary change in the regulations has not yet been sanctioned by Government. The Senate of the *Calcutta University* also proposes that for matriculation instruction and examination in all subjects, except English, shall be conducted in the vernacular. The Senate of the *Punjab University* has decided to give the option to the candidates in the matriculation and school-leaving certificate examination of answering the questions in history and geography either in English or in Hindi, Urdu or Gurmukhi and the proposal is to be submitted to Government for sanction. As has already been stated elsewhere, the *Osmania University* imparts its teaching through the medium of Urdu and a Bureau has been formed in connection with it to prepare suitable text-books.

114. It is impossible to determine the effect of the proposed changes. Their introduction is complicated by the multiplicity of the vernaculars in use in every province. No one examiner, for example, will be able to correct history papers written in several vernaculars nor even to co-ordinate the results of marking by assistant examiners conversant with the different languages used by the candidates. The question is dealt with in Chapter XVIII of the report of the *Calcutta University Commission*. The Commissioners as a result of their investigations recommend that at the "high school" or matriculation examination "candidates should be permitted to answer either in the vernacular or in English, except in the subjects of English or mathematics in which English should be compulsory." They do not, however, offer any suggestion for standardising the results.

General developments in the Colleges.

115. For an account of any developments in the colleges attached to affiliating universities one must turn to the reports of the Directors of Public Instruction. University reports



are ordinarily confined to a record of changes in statutes and regulations and of the activities of the central university bodies: mention is rarely made of the changes made in the buildings, staff, or work of the colleges. This is an interesting illustration of the relationship of the affiliating universities to their constituent members.

116. At the close of the quinquennium there were 231 colleges of all kinds in British India with a total enrolment of 59,595 students. Of these, 167 were arts colleges (including 15 oriental colleges) with 45,933 students. The detailed figures relating to the English arts colleges, with which this section is mainly concerned, are given in the table below. The oriental colleges and colleges for professional and technical training are dealt with elsewhere.

*English Arts Colleges, 1921-22.*

Province.		Government.	Board.	Aided.	Unaided.	TOTAL.	
Madras	Institutions .	10	1	28	—	39	
	Scholars .	1,968	53	6,206	—	8,227	
Bombay	Institutions .	4	—	6	—	10	
	Scholars .	1,378	—	3,451	—	4,829	
Bengal	Institutions .	8	1	13	14	36	
	Scholars .	3,102	173	5,775	7,892	16,942	
United Provinces	Institutions .	5	—	17	3	25	
	Scholars .	691	—	3,332	1,175	5,198	
Panjab	Institutions .	3	—	7	5	15	
	Scholars .	746	—	2,251	1,379	4,376	
Burma	Institutions .	1	—	1	—	2	
	Scholars .	380	—	135	—	515	
Bihar & Orissa	Institutions .	5	—	4	1	10	
	Scholars .	1,155	—	889	31	2,075	
Central Provinces & Berar	Institutions .	3	—	1	—	4	
	Scholars .	543	—	134	—	677	
Assam	Institutions .	2	—	—	—	2	
	Scholars .	752	—	—	—	752	
North-West Frontier Province.	Institutions .	—	—	3	—	3	
	Scholars .	—	—	193	—	193	
Minor Administrations	Institutions .	1	—	5	—	6	
	Scholars .	69	—	1,371	—	1,440	
INDIA	1921-22	Institutions .	42	2	85	23	152
		Scholars .	10,784	226	23,737	10,477	45,224
	1916-17	Institutions .	30	4	69	22	125
		Scholars .	10,547	456	23,738	11,696	46,437

Of the total number of students (45,224) 1,263 are women. The enrolment of women shows an increase of 50 per cent. which is gratifying, especially in view of the fact that there has been a decrease of 1,213 students or 2.6 per cent. in the total number of arts students. This falling off in numbers may be ascribed partly to the non-co-operation and *khilafat* movements and partly to the general economic distress. But there is also some cause to think that a preference for professional training has been a powerful secondary influence in bringing about the decline referred to above. It is noteworthy that the number of students in professional colleges rose from 11,504 to 13,662.

117. The classification of students according to race or creed is as follows:—

*Race or creed of arts scholars.*

Community.	1916-17.	1921-22.	Increase or Decrease.
Europeans and Anglo-Indians . . . . .	896	976	+ 80
Indian Christians . . . . .	1,391	1,817	+ 426
Hindus—Brahmans . . . . .	15,922	14,920	— 1,002
Non-Brahmans . . . . .	21,403	20,551	— 852
Muhammadans . . . . .	4,881	5,371	+ 490
Buddhists . . . . .	515	274	— 241
Parsis . . . . .	573	560	— 13
Others . . . . .	856	755	— 101
<b>TOTAL . . . . .</b>	<b>46,437</b>	<b>45,224</b>	<b>— 1,213</b>

The above figures are instructive. It is interesting to find that the number of Muhammadan scholars shows a substantial increase despite the adverse political movements that influenced the community during the period. The heavy drop in the number of Buddhist scholars is perhaps accounted for by the agitation which was set on foot at the inauguration of the Rangoon University (see paragraph 93).

118. In spite of the restrictions imposed by the high cost of **Buildings.** materials, considerable building activity is reported during the quinquennium. The following are among the most notable university and college buildings constructed or under construction during these years. At the Benares Hindu University a new Arts and Science building and an Engineering College have been completed on a site presented by the Maharajah of Benares. The cost of the new buildings was defrayed from subscriptions. The total amount of such contributions to the University, promised or realised, is 133 lakhs. The Bombay University is making large extensions to the main university building. In Lahore a new Law College and a chemical laboratory for the Punjab University are under construction and a hostel for 200 students has been built for the Government College.

119. The Ravenshaw College at Cuttack was moved to new buildings in July 1921, where, in addition to liberal teaching accommodation, quarters have been provided for 18 members of the staff and for 416 resident students at a cost exclusive of fittings of approximately eleven lakhs. A complete new set of buildings has been erected for the Tej Narayan Jubilee College at Bhagalpore at a cost of eight lakhs towards which a munificent donation of Rs. 3,29,000 was contributed by the Rajas Bahadur of Banaili. Buildings estimated to cost thirteen lakhs were commenced in 1918 for the King Edward College, Amraoti, and were nearly completed at the close of the quinquennium.

120. The United Provinces report the erection or extension of laboratories in many colleges to meet the increasing demand for science teaching. The Lucknow Christian College, for example, has spent three lakhs on the Badley science block. An appeal to the commercial community of Cawnpur resulted in promises of 4½ lakhs towards the construction of a college and a gift of one lakh has been received from Lala Hardat Rai, while Rai Bishamber Nath Bahadur presented land on the banks of the Ganges of the same value. The foundation stone was laid by His Excellency Sir Harcourt Butler in March 1920.

121. A more general use of the tutorial system is reported from several provinces, but many aided colleges are understaffed for work of this kind. In the new teaching universities tutorial work is a distinguishing feature. In the Canning or Arts College of the Lucknow University "students are encouraged to form their own groups so as to foster the spirit of companionship in work, and, at intervals of a week or a fortnight, they meet with their tutor to discuss written work and talk over their subjects of study. In addition to the tutorial work each student is now assigned to a senior member **The tutorial system.**

of the staff called a house tutor, who is to act as his guardian through all his course in the University. Not more than 25 will be assigned to any one member of the staff."<sup>9</sup> At Dacca every student is attached to a teacher for general guidance. Honours students in addition are under the direct tutorial supervision of the head of the Department. "As an incentive to constant and uniform effort throughout a student's career the tutorial record is, by ordinance, taken into account at the settlement of the examination results. A student not in residence at a Hall must be attached to one for tutorial purposes and for the social benefits which the system is specially devised to procure for him."<sup>10</sup> That these 'social benefits' may, in some cases, outweigh the educational is suggested by the Principal of the Government College, Lahore, where "in most cases the tutorial group has been allowed to degenerate into a composition class or it has merely served the purpose of a subsidiary debating society, having its annual photograph and feast, that tutor winning the greatest glory that could afford to feast his wards oftener than others."<sup>11</sup> The tutorial system has in it the seed of great good. It serves to bring every student into direct relationship with some member of the staff. At its worst it may develop into a sort of intensified coaching for an examination. At its best it should be directed "to encourage originality and individual effort, to ensure that each student shall be enabled to learn something of intellectual production as well as of reproduction."<sup>12</sup>

Indian  
students  
abroad.

122. In spite of the opportunities for advanced study and research now afforded by Indian universities many Indian students still proceed to Europe, Japan and America for further study after graduation or even after passing the Intermediate examination. The majority of these desire to qualify for the Bar or to study technical subjects, such as engineering; further mention of such students will be found in paragraph 493. There were in 1922 one hundred and twenty-one Indian students in residence at British universities preparing for arts or science degrees. Such degrees are held to connote and do undoubtedly connote a higher standard of general education than an ordinary Indian degree. This superiority does not result from any deficiencies in the courses of study prescribed by the Indian universities for graduation. Apart from such natural advantages as a student may gain from travel and wider experience, the essential difference lies in the methods in which the courses are studied. Of the methods pursued in Indian colleges the Calcutta University Commission record abundant evidence. The testimony received from

Methods of  
study.

<sup>9</sup> United Provinces, p. 35.

<sup>10</sup> Bengal, p. 12.

<sup>11</sup> Punjab, p. 59.

<sup>12</sup> Bengal, p. 12.

all parts of India was unanimous in declaring that teaching was entirely subordinated to examination. The experience of the Commission from their own visits to lecture rooms was that "except in a few striking instances the teaching was directed exclusively and narrowly to the examination syllabus." The teacher, it was reported to them, who attempts to widen the interests of his pupils in a subject by introducing matter outside the examination syllabus is held of less repute than the one who confines himself to the dictation of suitable notes. These notes are memorised by the student, for the Indian student's power of memorisation is quite exceptional. One professor stated that the "students preparing for the M.Sc. examination commit to memory the contents of two volumes of Richter's Organic Chemistry and Roscoe and Schorlemmer's standard works on Inorganic Chemistry." In the case of junior students this remarkable method of study is due in part to their incomplete knowledge of the medium of instruction—English—but is chiefly adopted because it has been proved by experience to be the simplest method of passing examinations. One experienced examiner writes:—"the best student, judged by examination results, is the best memoriser. Every examination in which I have taken part is proof positive of this statement. Individuality in treating questions is a very rare thing. The examiner is more a recorder of mistakes in memory than a judge of mental calibre in the proper sense."

Memorising.

123. It would be wrong to conclude that the conditions are everywhere so bad as those described in the preceding extracts. But the dominance of the examination is universal. The explanation for this is simple; a degree is an indispensable qualification for admission to the higher professions and to Government service; indeed, in recent years, owing to the large output of graduates it has become customary to require a degree as a qualification even for clerical posts. Against this development Mr. Anderson protests in the following passage. "The whole tone and ideals of collegiate education are degraded by the idea, unfortunately prevalent, that it is an important duty of an arts college to train men for clerkships. The greatest in the land have lectured students on festival occasions that they should learn for learning's sake and that the be-all and end-all of a college career should not be a Government appointment; yet the imposition of a degree qualification for clerks would appear to be the negation of these excellent principles."<sup>13</sup> Of the demoralising effects of examinations on the character of the teaching I have written further in the following chapter. It is rare to find that a college career has inspired a student with a love of learning.

The examination evil.

<sup>13</sup> Punjab, p. 37.

The words of Spencer quoted by a Bengal headmaster are widely applicable in India to-day. "Examinations being once passed, books are laid aside; the greater part of what has been acquired drops out of recollection; what remains is mostly inert, the art of applying knowledge not having been cultivated."<sup>14</sup> Poverty prevents many graduates from buying books of their own, but all large centres are provided with libraries accessible to those who wish to read. But to the great majority of students books represent little more than vehicles for the conveyance of information. They have never appealed as a means for the enjoyment of leisure.

There remains a nucleus of keen students whose distinguished work at Indian university centres and abroad shows that it is not the capacity but the opportunity and the incentive which are lacking to transform the character of university work.

University  
Corps.

124. An interesting development in the corporate life of the universities has been the institution of University Corps attached to the Indian Defence Force. Such corps are now in existence at the following centres: Bombay, Calcutta, Allahabad, Lahore, Madras, Rangoon, Bankipur and Benares. Some account of the Calcutta University Corps will prove illustrative:—Raised originally in 1917, it was to have been disbanded after the termination of the War, but the success of the Corps was so great that the University was able to obtain sanction for its continuance. The corps now numbers 80 non-commissioned officers and 904 men selected from the students of affiliated colleges. It is commanded by a commandant, eight commissioned officers and sixteen Indian officers, all of whom are professors or university officials. Sixteen British instructors are permanently attached to it for training. Over sixty per cent. of the members volunteered for service, if required, during the Afghan War. During the last postal strike over 100 members voluntarily gave up their holidays for a week, returned at their own expense, and did postmen's work in the hottest part of the year, thus rendering valuable assistance to the civil authorities.

---

<sup>14</sup> Calcutta University Commission Report, Vol. II, p. 152.

*Expenditure on universities by provinces in 1921-22.*Expenditure  
on univer-  
sities.

Province.	EXPENDITURE FROM				TOTAL EXPENDI- TURE.	
	Govt. Funds.	Board Funds.	Fees.	Other Sources.		
	Rs.	Rs.	Rs.	Rs.	Rs.	
Madras . . . . .	85,480	..	3,28,245	54,629	4,68,354	
Bombay . . . . .	67,000	..	2,46,612	58,172	3,71,784	
Bengal . . . . .	8,65,132	..	12,65,218	3,87,540	25,17,890	
United Provinces . . . . .	6,84,673	..	2,19,131	22,59,982	31,63,786*	
Punjab . . . . .	2,84,400	..	3,22,803	..	6,07,203	
Burma . . . . .	1,73,779	..	17,575	..	1,91,354	
Bihar and Orissa . . . . .	64,927	..	1,08,762	1,07,581	2,81,270	
Central Provinces & Berar.	..	..	..	..	..	
Assam . . . . .	..	..	..	..	..	
North-West Frontier Province.	..	75	..	..	75	
Minor Administrations	2,862	..	..	..	2,862	
INDIA . . . . .	1921-22	22,28,253	75	25,08,346	28,67,904	78,04,578
	1916-17	4,82,637	25	15,97,885	4,71,378	25,51,925

N.B.—Figures for universities in the Indian States are not included in this statement.  
\*Allahabad—Rs. 2,82,075, Lucknow—Rs. 12,50,053; Hindu—Rs. 12,55,948; Muslim—Rs. 3,66,710.

125. The large sums expended by Bengal and the United Provinces are accounted for in the former case by the opening of the Dacca University and in the latter by the capital and other expenditure on the new universities of Lucknow, Benares and Aligarh. The Calcutta University received from Government during the year grants amounting approximately to Rs. 2,64,000. It received during the quinquennium in grants from the Government of India and the Bengal Government no less than Rs. 11,78,083, the annual recurring allotment being Rs. 2,57,000 (of which Rs. 1,28,000 is for the University and Rs. 1,29,000 for colleges). The Central Government makes a grant of one lakh annually each to the Benares Hindu and the Aligarh Muslim Universities, and this is included in the

table above under Government expenditure in the United Provinces. A grant of Rs. 75,000 was included in the 1922 estimates for the Delhi University.

126. The foregoing statement does not include ordinary expenditure on arts colleges, which is shown in the table below.

Expenditure  
on arts  
colleges.

*Expenditure on arts colleges, 1921-22.*

Province.	EXPENDITURE FROM				TOTAL EXPENDI- TURE	
	Govt. Funds.	Board Funds.	Fees.	Other Sources.		
	Rs.	Rs.	Rs.	Rs.	Rs.	
Madras . . . . .	5,58,296	5,565	8,44,771	5,03,009	19,11,641	
Bombay . . . . .	5,21,023	16,225	4,52,379	2,59,507	12,49,134	
Bengal . . . . .	10,41,711	200	12,71,953	3,37,571	26,51,435	
United Provinces . . . . .	8,72,233	20,396	4,28,793	7,10,125	20,31,547	
Punjab . . . . .	4,19,983	1,967	3,90,505	2,15,947	10,28,402	
Burma . . . . .	2,43,973	..	49,191	90,251	3,83,415	
Bihar & Orissa . . . . .	5,42,535	..	1,49,281	35,280	7,27,096	
Central Provinces and Berar.	2,52,750	..	58,348	29,943	3,41,041	
Assam . . . . .	2,32,858	..	41,300	..	2,74,158	
N.-W. F. Province . . . . .	94,944	..	12,740	24,308	1,31,992	
Minor Administrations	1,46,360	2,805	80,709	82,603	3,12,477	
INDIA . . . . .	1921-22	49,26,666	47,158	37,79,970	22,88,544	1,10,42,338
	1916-17	27,18,764	71,525	32,59,969	10,53,490	71,03,748

Cost of  
Education in  
a Government  
and Aided  
College.

127. The average fee paid by a student of an arts college in India is Rs. 82½ per annum. This represents only one-third of the cost of his college education. To his tuition fees must be added the cost of his books and in the case of a resident student his expenses for board and lodging. These expenses have increased considerably in recent years owing to the general rise in prices and rarely amount to less than Rs. 15 per mensem while they are often much more. The average cost to Government of a student in an arts college



(Government or aided) in India is Rs. 107½: but there is a great difference between the cost of education at a Government and a private college. In the United Provinces, for example, the annual cost of educating a boy in a state college is about Rs. 652, in an aided college Rs. 370, and in an unaided college Rs. 356. The discrepancy is even more marked in other provinces, notably in Bengal, where the corresponding figures are for state colleges Rs. 375, for aided colleges Rs. 127 and for unaided colleges Rs. 89. The range of cost in private colleges in Bengal is enormous, from Rs. 57 to Rs. 270. In this province the average student of a private college graduates at a cost of under Rs. 400, most of which he provides himself in the shape of fees; the average student of a state college graduates at a cost of Rs. 1,500 over two-thirds of which is borne by Government.\* These figures suggest two pertinent questions which are discussed in the Bengal report. Is this very disproportionate expenditure of Government money justifiable by results? and is the system of choice sufficiently discriminating to ensure that the lucky individual who enters a Government college is deserving of a special subsidy of Rs. 300 or Rs. 500 a year from Government? The competition for admission to Government colleges is always very keen and the greatest care is exercised in the selection of candidates. Students attending Government colleges should therefore be, and they undoubtedly are, among the best of those on the rolls of the university. But the justification for the disproportionate expenditure on Government colleges must be sought neither in the intellectual pre-eminence of their students nor even in the imponderable influences on character and manners on which these institutions pride themselves. There are many private colleges, which in the quality of the teaching they provide, in the conditions of the corporate life with which they surround their students and in the ideals which actuate their staff are no whit inferior to Government colleges. State colleges were founded as pioneers, they were retained as models and if the excessive expenditure on them needs justification it must be justified on the ground that they maintain a standard which reacts through the force of competition on private colleges.

128. Government colleges are staffed by members of the Indian, Provincial, and Subordinate Educational Services. Of the increased expenditure from Government funds a considerable amount has been needed to meet the additional cost of the services after their re-organisation. Of the rest much has been spent on grants for raising the pay of teachers in

\* The actual cost in a Government College is really considerably higher as the figures given take no account of the money spent on pensions to the staff or the maintenance of the buildings, etc.

aided colleges. Grants to colleges are not governed, as a rule, by such strict regulations as grants to schools. They are assessed with reference to the particular needs of each institution.

129. One of the most encouraging features of the past five years has been a large influx of contributions from private sources towards the cost of university education. It will be observed that the increase under this head is from Rs. 4,71,178 to Rs. 28,67,904. This sum includes of course large subscriptions made towards the initial cost of the Benares and Lucknow universities. There is still a tendency to earmark private benefactions for the award of medals or prizes on the results of university examinations.

Scientific  
Research.

130. The position of the Research Institute founded at Calcutta by Sir J. C. Bose has been consolidated by an allotment to it from central revenues of a grant of Rs. 78,000 in 1921-22, which has since been raised to Rs. 1 lakh a year. Among the research institutions established during the quinquennium the most remarkable is the Royal Institute of Science, Bombay. Its annual recurring expenditure amounted to Rs. 1,48,389 in 1921-22, while the total expenditure sanctioned by the Government of Bombay up to January, 1923, stood at Rs. 20,22,436. The Institute, which is designed to conduct undergraduate teaching side by side with post-graduate research in the Departments of Chemistry, Physics and Biology, has experienced some difficulty in securing affiliation with the University of Bombay.

Personalia.

131. Among the notable figures who retired from university life during the quinquennium are the Revd. Dr. Sir James Ewing, M.A., D.D., LL.D., Litt.D., C.I.E., some time head of the Forman Christian College, Lahore, and for many years Vice-Chancellor of the Punjab University; the Revd. Dr. D. Mackichan, M.A., D.D., LL.D., late Principal of the Wilson College, Bombay, and Vice-Chancellor of the Bombay University; and Rai Bahadur Dr. Sir Sunder Lal, Kt., LL.D., C.I.E., the first Vice-Chancellor of the Benares Hindu University, who died on 13th February 1918.

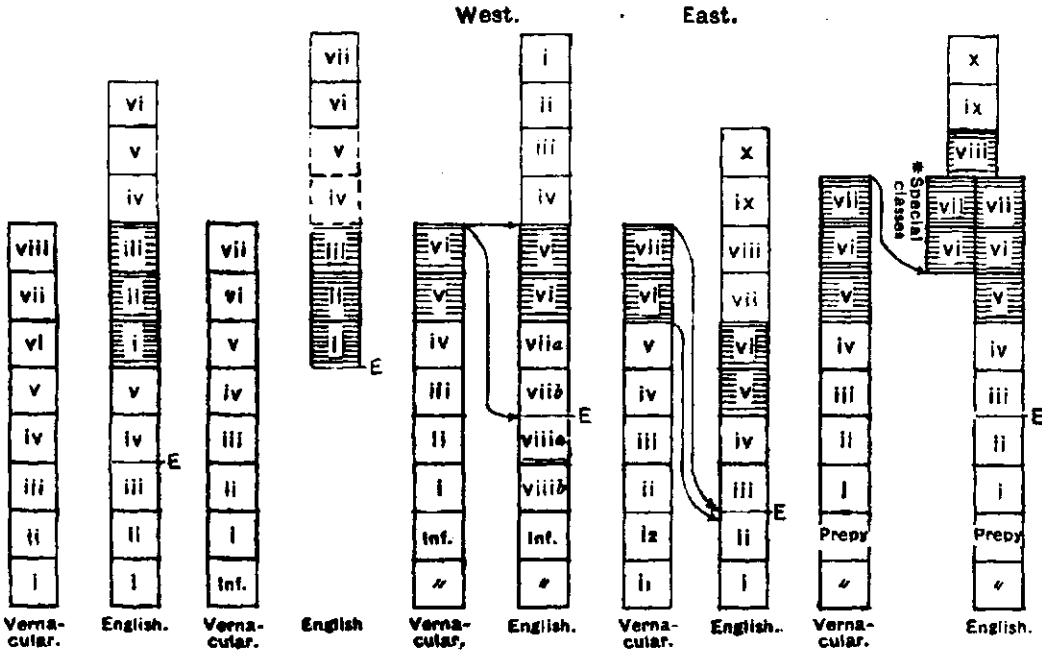
# SCHEME OF

MADRAS. <sup>x</sup>

BOMBAY.

BENGAL. <sup>⊗</sup>

UNITED PROV. <sup>\*</sup>



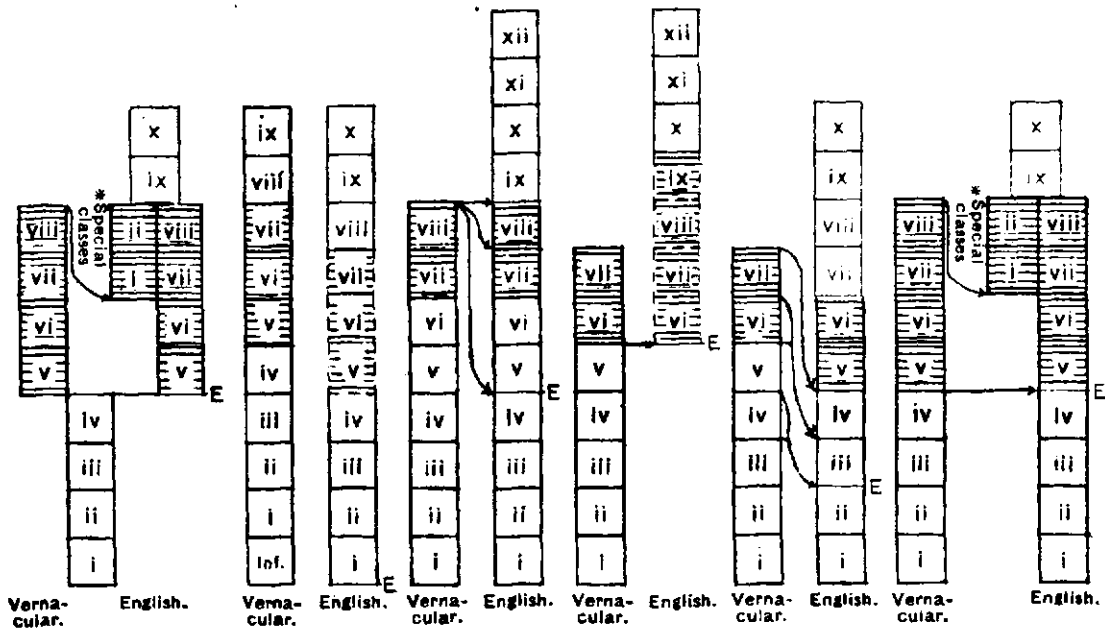
# SCHOOL CLASSES.

PUNJAB. <sup>⊙</sup>

BURMA. <sup>×</sup> BIHAR & ORISSA. <sup>‡</sup> CENTRAL PROV.

ASSAM. <sup>⊙</sup>

N. W. F. P.



× In Madras and Burma pupils desiring to join an English School from a Vernacular may be admitted to any class in the latter in which he is found fit. In the case of Burma, red lines represent conditions only approximately, since no hard and fast rule as to the medium of instruction in Anglo-Vernacular schools is laid down, but instructions have been issued that the use of English should be introduced gradually.

⊙ In W. Bengal pupils who have read English as an optional subject in a vernacular school may pass from standard vi into class iv, others must pass to class vii. In E. Bengal Vernacular pupils with some knowledge of English may pass into class iv or v.

\* In the U. P. the bottom four classes have been detached from Govt. High Schools and form a distinct class of schools known as 'Preparatory Schools'.

○ In the Punjab the present tendency is to detach from each Govt. High School the first four classes.

‡ In B. & O. those who have not read English ordinarily pass into standard v, but in some schools they pass into a class (below class ix) in which special instruction in English is given to such boys. Those who have read English may pass into class ix, standard viii, standard vii or standard vi according to the progress they have made in that language.

⊙ In Assam a boy who has passed class iv of a vernacular school may be transferred into a class for which his vernacular education fits him, if he has acquired sufficient English for that class. Boys from the higher classes of vernacular schools knowing no English are passed on transfer rapidly through the middle English course, in high schools, arrangements being made to give them special instruction in English.

\* In the U. P., Punjab and the N. W. F. P. there are two special classes attached to certain Anglo-Vernacular Schools. Boys who have passed the Vernacular Final Examination and desire to enter an Anglo-Vernacular School are required to spend two years in these classes, mainly in the study of English, before proceeding to class viii in the U. P. and class ix in the Punjab and N. W. F. P. In the N. W. F. P. boys from a lower middle school may join special class I and after studying English for one year may be admitted to the ordinary class vii; but in the schools where provision is not made for special classes, boys, after passing the Vernacular Final Examination, frequently start English in class v (for three months), continue in class vi for the next three months and in class vii for the next six months, and finally spend a year in class viii before being promoted to the high dept. In the Punjab pupils in vernacular middle schools who have passed in optional English in the Vernacular Final Examination can proceed straight to class ix.

## CHAPTER IV.

## SECONDARY EDUCATION (BOYS).

*Schools and Scholars.*

Statistics.

Year.	High Schools.		Middle English Schools.		Middle Vernacular Schools.		All Secondary Schools.	
	Schools.	Scholars.	Schools.	Scholars.	Schools.	Scholars.	Schools.	Scholars.
1916-17	1,584	547,569	2,906	323,766	2,514	230,846	7,004	1,107,181
1921-22	2,040	559,258	2,864	264,158	3,249	315,072	8,153	1,138,488
<i>Increase or Decrease</i>	+456	+11,689	-42	-64,608	+735	+84,226	+1,149	+31,307

132. The foregoing statistics are to this extent misleading that, while on the one hand they do not include fourteen thousand scholars reading in the middle classes of vernacular schools in Bombay and Madras, where all vernacular schools are classed as primary, they do include no less than 526,000 scholars who are reading in the primary departments attached to secondary schools. The number of scholars in the secondary stage of instruction is thus only about 627,000. Secondary schools are regarded as integral units for purposes of inspection, expenditure and staffing; they are dealt with as such in provincial reports and are so treated in this chapter. But it is well to bear in mind the presence of these half million primary scholars in high and middle schools when the cheapness of secondary education in India or the proportion of public funds spent on primary and secondary education is called in question.

Vernacular middle schools present peculiar problems of their own and will, as in previous reviews, form the subject of a separate section. I have so far differed from my predecessors in that I have, for reasons therein explained, included the section on vernacular middle schools under the heading of secondary education.

133. There has been an increase of 1,100 in the number of secondary schools in India during the quinquennium and of 31,000 in the number of scholars attending them. A large part of this increase is found under the head of vernacular middle education in the Punjab and is due rather to a change in classification than to an increase in the number of secondary schools and scholars.

134. Secondary English schools, schools in which English forms a part of the regular curriculum, have increased from

4,490 to 4,904 but the attendance at them has fallen from 876,335 to 823,416. In this connection the figures given in supplemental table 21, showing the annual increase and decrease in schools and scholars, are instructive. They show, as might be expected, that the most serious fall (—56,000 scholars) occurred in 1920-21, the non-co-operation year, Madras, the Punjab and the North-West Frontier Province being the only provinces to weather the storm. The next year shows a further fall of 32,000, but Bombay and Burma have now recovered from the shock, while Madras for the first time shows the effect of it. The figures for Bengal with a constant decline in attendance from year to year are disheartening and it is little consolation to find that the number of schools recognised as high schools has increased by 180 or 25·8 per cent. while the number of scholars decreased by 27,440 or 12·5 per cent.

Causes for  
decline in  
Anglo-Verna-  
cular  
Schools.

135. That the immediate cause for the fall in numbers during the last two years was the non-co-operation movement is unquestionable. But the effects of this attack on the secondary school system would not have been so serious had it not coincided with a period of great economic depression. "The year 1920-21 was the year of great non-co-operative activity in the student world, and though this activity persisted in 1921-22, it did not as a rule take the form of a persuasion to boycott schools and colleges except temporarily and as a means of political protest. This would point to the fact that there is some deeper-lying motive, which, on examination of the economic state of Bengal for the last two years, reveals itself as poverty. The increase in the number of high schools connotes greater accessibility; the decrease in the number of pupils, apart from purely political considerations, must imply either an inability to take advantage of that increased accessibility, or a growing distrust of the value of the article supplied. In the last review it was observed that 'parents prefer to send their children to secondary rather than to primary schools.' If this were so in 1917, and if no basic change has occurred in the attitude of parents since then, it would seem that it is lack of means, not lack of will, that has caused these disturbing decreases."<sup>1</sup>

"Owing to the higher cost of living parents are inclined, and, in some cases compelled, to abandon all thoughts of the social prestige which education brings and make their sons wage-earners at as early a date as possible. They are further induced to do so by the increase in the rate of wages for uneducated and unskilled workers of all grades."<sup>2</sup> The Inspector

<sup>1</sup> Bengal, p. 27.

<sup>2</sup> United Provs., p. 48.

of Schools, Lucknow Division, is probably correct in presuming that "the present stagnation will cease when the cost of living is reduced and when industrial expansion affords greater opportunities to the well-educated boy."<sup>3</sup>

136. The increase in the number of secondary English schools is not altogether a healthy sign. It may mean, and in some parts of India undoubtedly has meant, the lowering of the standard required for recognition by the universities, that is to say, it may connote not an increase in the facilities for secondary education to meet an increased demand, but only a looser interpretation of what secondary education signifies. It may also mean a diffusion of effort with a consequent loss of efficiency, two small and inferior schools being maintained at a cost and with an attendance sufficient only to support a single good school. That the standard of secondary education has been lowered in Bengal is undeniable. "Recognition (by the University of Calcutta) has become cheap and shows a tendency to become cheaper still. An impression is gaining ground that it may be had for the asking, seeing that cases are very rare in which it has been refused . . . . Oftener than not, recommendations of inspecting officers of the department carry little or no weight, and recognition is given to even such schools as scarcely survive the exhilaration of obtaining it. Recognition in fact is considered to be the *summum bonum* in the career of a school, and all incentive to improvement disappears as soon as it is obtained; for the authorities of the school are pretty sure that, once granted, it will never be snatched away."<sup>4</sup> Mr. Cunningham quotes the case of a school recognised by the Syndicate in opposition to his recommendation which had a total salary bill of Rs. 110 a month and no other claims to recognition.

Increase of  
Anglo-Verna-  
cular Schools  
not  
necessarily  
a healthy  
sign.

137. The suggestion that the increase in the number of schools is not justified by the increased demand is borne out by the fact that the average attendance at a high school in India has fallen from 312 to 217. The evils attendant on this unnecessary multiplication of schools are mentioned in several reports. "There are now in certain parts of the (Agra) Division, notably in Agra city and district and perhaps in Aligarh, more English schools than the demand justifies. This leads to a struggle for existence which tends to weakening of discipline and to a waste of the all too limited funds available for education."<sup>5</sup> Mr. Anderson draws attention to the unequal distribution of secondary schools in the Punjab. "It is not uncommon," he says, "for private schools to be multi-

<sup>3</sup> United Provs., p. 48.

<sup>4</sup> Bengal, pp. 31-32.

<sup>5</sup> United Provinces, p. 47.

plied in urban areas in a spirit of competition. Such schools are often located a few yards from each other; sometimes even in contiguous buildings. . . . It is to be feared that the comparatively wealthy urban areas have profited by the provision of facilities for advanced school education at the expense of the poorer rural tracts.”<sup>6</sup>

Expenditure.

*Expenditure on secondary schools for boys.*

Year.	EXPENDITURE FROM—				TOTAL EXPENDITURE.
	Government Funds.	Board Funds.	Fees.	Other Sources.	
	Rs.	Rs.	Rs.	Rs.	Rs.
1916-17 . . . . .	55,96,459	26,90,222	1,57,21,414	39,33,337	2,79,41,432
1921-22 . . . . .	1,39,54,026	38,87,479	1,77,34,627	66,41,316	4,22,17,448
<i>Increase</i> . . . . .	+83,57,567	+11,97,257	+20,13,213	+27,07,979	+1,42,76,016

Share of increased cost borne by parents.

138. These figures and the statistics given in the supplemental tables 32 and 33 disclose the fact that while the average cost of educating a boy in a secondary English school has gone up 50 per cent., from Rs. 30·2 to Rs. 45·9 per annum, the parent has not been called upon to meet his share of the increased cost of education. The average annual contribution made by a parent in India towards the cost of educating his son in a secondary school has only risen from Rs. 18·1 to Rs. 21·3 as contrasted with an increase in cost to Government from Rs. 6·1 per head to Rs. 14·7. The parent certainly has had to pay a good deal more for his boy's school books, owing to the rise in prices; but even so there seems little doubt that, if the general rise in wages, illustrated in this report by the rise in the pay of the teaching profession, is taken into consideration, secondary education is, on the whole, less expensive to the parent than it used to be.

139. In Bihar and Orissa the necessity for levying a contribution on parents towards the increased cost of the teaching staff was recognised and fees were raised in 1921, the whole of the sum so realised being earmarked for raising the pay of the teachers in aided schools. Unfortunately owing to a fall in the number of pupils attending secondary schools the teachers

<sup>6</sup> Punjab, p. 62.



have hitherto only benefited slightly. In Bombay too the fee rates were raised in March 1922 on the ground that "the demand for a larger increase of primary education is so insistent that for a few years to come the net expenditure of Government on secondary and higher education cannot be allowed to rise much higher:"<sup>7</sup> and because private institutions had found it difficult to finance themselves without raising their fees. In the United Provinces in 1917 scholars in Government schools paid Rs. 25·3 a year and in aided schools Rs. 21; in 1922 they paid in Government schools Rs. 23·5 and in aided schools Rs. 24; thus parents have directly contributed practically nothing towards the increased cost of secondary education in this province.

140. It may be suggested that instead of increasing fees larger demands might be made for subscriptions and donations. But "in the majority of cases a demand for subscriptions from private sources is unreasonable and where it has been insisted on, has resulted in false accounts and broken promises. The people of the headquarters stations have no organisation to levy a regular recurring tribute on the countryside which is responsible for the demand, and their own purses are ordinarily but thinly lined."<sup>8</sup> These remarks are quoted from Assam but the second sentence at least is of general application. So is Mr. Cunningham's conclusion:—"Against the proposal to raise the fee rates it may be urged that the middle classes are already hard pressed economically, and that the times are unfavourable. This is a consideration of influence and it has been given due weight. Were it just or practicable to find the funds by other means, such means would be adopted. But no such means suggest themselves, and when the choice lies between the restriction of facilities on the one hand and a slight increase of cost on the other, there is no question as to the alternative which the people interested would select."<sup>9</sup>

141. Of the expenditure from public funds the greater part has been devoted to enhancing the pay of the teachers either directly in Government, board, and municipal schools or indirectly, by means of grants, in aided schools. The revision of the pay of the educational services, including the teaching staff in Bihar and Orissa and the Punjab, has been mentioned in paragraph 54. In Bombay Government schools undergraduates now receive an incremental scale of pay from Rs. 45 per mensem to Rs. 150; graduates commence on Rs. 70 and rise to Rs. 200 with a selection grade for 15 per cent. of the

<sup>7</sup> Bombay report.  
<sup>8</sup> Assam, p. 39.  
<sup>9</sup> Assam, p. 39.

cadre up to Rs. 250 per mensem and a few special posts of Rs. 250—300. In the United Provinces a time-scale of pay for Government teachers was introduced in 1921. Under this scale trained graduates start with an initial pay of Rs. 100 per mensem rising by Rs. 10 to Rs. 300, while trained under-graduates start from Rs. 50 per mensem rising to Rs. 150, 25 per cent. being permitted to go on to Rs. 200. The pay of drawing masters, maulvis, pandits and language teachers has also been enhanced. Headmasters have been put in the Provincial Educational Service on a scale of Rs. 250 to Rs. 675 per mensem with a selection grade for 20 per cent. of the cadre from Rs. 700 to Rs. 800. These rates of pay are probably higher than those in force in any other province, and it is easy to understand that the "new terms have greatly stimulated recruitment to the profession"; and that "applications for admission into the training colleges have more than doubled."<sup>19</sup>

**Provident Funds.**

142. Grants from public funds to aided secondary schools have increased from forty-one lakhs to seventy-two lakhs. Since the number of aided institutions has only increased by 294 (to 4,092), most of the additional funds have been spent in the enhancement of existing grants and have been used for raising the salaries of the teachers. Some of the new grants, for example in the United Provinces and the Punjab, have been used for the establishment of provident funds. The scheme introduced in the United Provinces applies to all *bonâ fide* teachers under forty years of age in non-pensionable employment in recognised schools. The teacher contributes  $6\frac{1}{4}$  per cent. of his salary if it is more than Rs. 16 a month, and eight annas a month if it is less. The management pays a sum equal to half the contribution of the teacher. The Government pays a lump sum at the time of retirement or death equal to one-third of the sum accumulated to the credit of the teacher. The rate of interest is that of the post office where contributions are received. The scheme is compulsory for all aided schools seeking recognition for the first time after July 1921 and is a condition of any increase in aid to a school previously recognised. In the Punjab each high school is encouraged to start its own provident fund on lines approved by Government, which has drawn up a set of model rules for the purpose and makes liberal grants to approved funds.

**Grants-in-aid.**

143. The average annual grant to an aided secondary school in India has risen from Rs. 1,081 to Rs. 1,761 per annum. The figures given in supplemental table show such

<sup>19</sup> United Provs., p. 54.

diversity in the amount of the average grant paid in each province that I reproduce them here:—

*Average annual grant to a secondary school for boys.*

Province.	1916-17.	1921-22.
	Rs.	Rs.
Madras . . . . .	1,305	2,177
Bombay . . . . .	2,324	3,594
Bengal . . . . .	591	756
United Provinces . . . . .	3,616	6,698
Punjab . . . . .	3,270	4,407
Burma . . . . .	778	1,367
Bihar and Orissa . . . . .	886	1,195
Central Provinces and Berar . . . . .	1,751	2,172
Assam . . . . .	697	957
North-West Frontier Province . . . . .	5,219	5,664
Minor Administrations . . . . .	3,493	3,922
<b>INDIA . . . . .</b>	<b>1,081</b>	<b>1,761</b>

144. New systems of grant-in-aid have been introduced in Bengal and Burma. In Bengal the grant must not now ordinarily exceed in the case of high schools one-half the amount contributed from private sources and in the case of middle schools two-thirds. In Burma the general principle underlying the new rules is that Government and the management should contribute equal sums towards meeting the difference between income and expenditure. In most cases the only source of income of the management is the income from tuition fees at standard rates. A minimum scale of salaries has been laid down by the Burma Education Department. It is permissible for the department to make maintenance grants in excess of the amount ordinarily payable and to afford special relief to schools to enable them to meet an emergency. Actually such extraordinary relief had to be given at the close of the quinquennium to many schools whose finances were seriously affected by political or semi-political disturbances.

Revised  
Grant-in-aid  
Rules in  
Bengal and  
Burma.

*Systems of grant-in-aid.*

145. The systems adopted in different provinces for the assessment and distribution of grants to aided schools vary substantially. Broadly speaking these systems fall into two categories:—

- (a) Systems which limit the grant either to a proportion of the approved expenditure or by making it bear a fixed ratio to the sum provided by the managers from other sources, including fees. The determining factor in this case is the amount of local support accorded to each school.
- (b) Systems which limit the grant with reference to a standard scale of expenditure laid down by Government for each type of school as sufficient to maintain it in a state of efficiency. The grant under these systems is assessed by deducting from the cost of the standard scale the income from fees at fixed rates. The determining factor in this case is the standard of expenditure prescribed by Government for each type of school.

The whole question of grants-in-aid is one of great complexity. The regulations in force in different provinces together with some account of their origin and application are fully described in Occasional Report No. 12 issued this year by the Bureau of Education, to which any one interested in this question is invited to refer.

*Buildings.*

146. Very little building activity is reported during the quinquennium. The difficulty during the earlier years of obtaining rolled steel beams and other building material and the high cost of such material since the war have prevented extensive operations. Government schools are, on the whole, well housed; in some cases very well housed. Aided institutions on the other hand are often located in congested and unhygienic areas where no provision is possible for playing fields. In Assam, where school burning is not uncommon, the ambition of every privately managed school is to have a corrugated iron roof.

*General conditions.*

147. The Indian high school, its aims, its defects and the remedies for them have been much discussed in recent years. It has been criticised because the standard of general education it provides is too low, because it provides only a general and not a vocational education, because the quality of the English teaching which it gives is so poor, because it devotes itself to the teaching of English and discourages the vernacular, and finally in general terms because it is not "national" in character.

*The uniformity of the Indian High School.*

One characteristic of Indian high schools which has received insufficient notice is their striking uniformity. To a reviewer this is an advantage as it permits of generalisation, but it is

in fact a very real defect. The merits and demerits of good and bad high schools vary in degree but not in kind. The organisation, methods of instruction, and the aim that inspires the work of the staff, the daily routine, the methods of study and the ambitions of the scholars differ very little whether the institution is an Islamia school on the Frontier or a Government high school in Madras. What is true of place is often only too true of time. Mr. Sanderson writes:—

“ A first tour of the Lahore division, after an interval of five years, revealed an amazing rigidity in the class-room. Take English for example. In a majority of schools the method of teaching and even the actual words show no change in that time. If one visits a certain class at a certain time of the year, one finds the same sentences being taught in the same way with the same emphasis and with the same mispronunciation.”<sup>11</sup>

148. This lack of individuality is due in part to traditional methods of instruction which in their turn are due to the accepted aim of the secondary school. Too often the staff, the parents, the public and not infrequently the inspecting staff also gauge the merits of a high school by the percentage of successes which it obtains at the final examination. This attitude is not wholly unreasonable. So long as there is little individuality in the character of different schools there is little, except their success in examinations, to differentiate good schools from bad. Moreover it is precisely in order that his boy may pass the final examination that the ordinary parent sends his boy to a high school. Such success in itself possesses a recognised value in the Indian wage market. It also opens the door to the university; and a university career is the aspiration of nearly every high school boy. Consequently the whole atmosphere of the high school is one of preparation for the university. Nor would this afford much ground for criticism if preparation for the university meant laying the foundation of a good education. The ordinary course of study at an English Public School is, with variations introduced to meet modern requirements, designed as a preparation for the university. The essential difference between the English and the Indian institutions appears to be that the life of a Public School is not dominated by the formal courses of study, much less darkened by the shadow of a coming examination. “ It is the dread of this examination test that clouds the horizon of (Indian) boys during their whole school career. What should be the happiest period in life (and is so in other countries where more fortunate conditions prevail) becomes a time of drudgery and of overstrain.”<sup>12</sup> The Calcutta University

The domination of the examination.

<sup>11</sup> Punjab, p. 68.

<sup>12</sup> Punjab, p. 69.

Commission writing on conditions in Bengal say: "Except in a few cases the schools think only of the matriculation. They make it, and it alone, their aim. They are driven to do so because the boys and their parents feel that in the present conditions of life in Bengal, success in passing this examination is the one essential reason for going through the high school course. Thus the aim of the schools is more and more narrowly fixed upon an examination. The examination takes account only of a part of what a secondary school should teach. The schools are so badly staffed that they fail to make the best use even of the course of preparation for this test, and fail even more completely in providing the rest of the liberal education which a school ought to give. The rush to the schools overcrowds their classes and makes their teaching even more inadequate. But every year the pressure grows greater and the schools are forced by it more deeply into the rut of examination routine. Thus an educational movement, which has in it many elements of generous purpose and great possibilities of public advantage, runs in a wrong channel and fails to fertilize the intellectual life of the country."<sup>13</sup>

Matriculation  
results.

149. But if the goal of every high school student is the university there are but few who reach it. Leaving out of account the numberless scholars who never even complete the course, we find that of 56,000 candidates who appeared at the final examination in 1921-22 only 15,000 joined colleges. The following table is instructive:—

*Matriculation and School Final or Leaving Certificate Examinations, 1921-22.*

Province.	Number of candidates.	Number of passes.	Percentage of passes.
Madras*	15	4	26.7
Bombay	6,086	3,058	50.2
Bengal†	18,076	14,200	78.6
United Provinces	6,126	2,954	48.2
Punjab	7,195	5,088	70.7
Burma	650	320	49.2
Bihar and Orissa	3,825	1,836	48.0
Central Provinces and Berar	916	420	45.8
Assam	1,083	894	82.5
North-West Frontier Province	517	319	61.7
Minor Administrations	625	379	60.6
<b>TOTAL</b>	<b>45,114‡</b>	<b>29,472</b>	<b>65.3</b>

\*For the Matriculation examination only. The figures for the *Secondary School Leaving Certificate Examination* (11,261 candidates) are not included since there is no declaration of pass or failure in this examination.

†Includes 46 candidates and 35 passes for the *Islamic Matriculation*.

‡Exclusive of about 11,000 candidates for the *Madras S. L. C. Examination*.

150. If we concede that in the present economic conditions of India the utilitarian aim of secondary education must prevail over the cultural, it is of the first importance to make the education given as useful as possible. The use of a secondary school is to prepare the best of its scholars for the university and the rest for the business of life. Entrance to the university is barred by an examination. The first step in the direction of improvement is to see that this examination exercises a healthy influence on the work of the school and is at the same time a suitable test of fitness for university studies. In this respect the school final and school leaving certificate examinations possess many advantages over the old-fashioned matriculation. Such examinations are already in existence in Madras, Bombay, the United Provinces and the Central Provinces. A school leaving certificate examination was introduced in Bihar and Orissa in 1921. An important feature of this examination is the institution of special courses designed to prepare students for commercial or clerical careers or for further instruction in special institutions. The examination at the end of the course is divided into three parts, namely a scrutiny of the record of progress in school, a public examination, and, in the case of those candidates who fail in one subject only at the public examination, an examination conducted *in situ* by the inspector, with such assistance as he may require, in order to obtain a final decision. Thus, while at the matriculation examination a student passes or fails on the written work done on one occasion, the new scheme, while giving due weight to a written examination, also takes into account the work done during the period spent in school.<sup>14</sup> An examination of this character should fulfil both functions of a good examination, exercise a healthy influence on the work of the school and form a fit test of admission to higher work.

Improvements  
in school  
examinations.

Bihar and  
Orissa.

151. In the Punjab a new examination called the matriculation and school leaving certificate examination was substituted for matriculation. It has the merit of introducing a number of alternative and practical subjects, but unfortunately "the methods of the examination are still much the same as before."<sup>15</sup>

The Punjab.

152. In the United Provinces "the popularity of the school leaving certificate examination has grown with the public because it, for a time, was the only approach to Government service; the department prefers it because it combines inspection and a written test; the headmaster appreciates the opportunity given to him to express his views on individuals

The United  
Provinces.

<sup>14</sup> Bihar and Orissa, p. 56.

<sup>15</sup> Punjab, p. 69.

and work; the divisional inspector knows that the oral and practical examinations are an extra check on schools; even the assistant master benefits from it, if he is enthusiastic and skilled, since his good work receives recognition."<sup>16</sup>

Bengal.

153. In Bengal "the remarks concerning the deadening effect of the matriculation examination as the ultimate goal of secondary education, recorded in the last review, still hold good, and until the high school is relieved of that dead weight there can be little or no progress. The weight must be lightened, or the school must be freed from the obligation to shoulder it."<sup>17</sup> It must not be inferred from the foregoing remarks that the standard of the Calcutta University matriculation is too high. On the contrary the figures from Assam given in the last statement show that, low as it was, "in a year characterised by *hartals* and distraction the results are such as to point to a relaxation amounting almost to the abandonment of standards."<sup>18</sup>

Assam.

With the Assam figures may be contrasted those for the Central Provinces where the boys sat for the matriculation of the Allahabad University. The number of candidates is much the same but the pass percentage is 45·8 as contrasted with 82·5 in Assam. Lest it be argued that the better results in Assam are due to the better quality of the teaching, the following statistics are given:—

#### *Teachers in High Schools.*

Province.	Total No. of Teachers.	TRAINED TEACHERS.		GRADUATES.	
		Number.	Percentage.	Number.	Percentage.
Assam . . . . .	670	185	27·6	218	32·5
Central Provinces and Berar.	359	239	66·6	260	72·4

Vocational subjects.

154. For those boys whose formal education ends with the high school the school final course offers a variety of optional subjects more directly preparatory to their future work in life. Although a certain number of candidates now take commercial subjects the remaining optionals do not appear to offer much attraction. There has been during the quinquennium a strong public demand for the introduction of more vocational

<sup>16</sup> United Provinces, p. 73.

<sup>17</sup> Bengal, p. 32.

<sup>18</sup> Assam, p. 51.



instruction in high schools. The most notable outcome of this demand has been the adoption by the Senate of the Calcutta University of the following additions to their Matriculation Regulations, based upon a resolution passed by a conference of headmasters under the chairmanship of the Vice-Chancellor:—

“Schools are to be rendered responsible for the grant of a certificate of fitness of each candidate for at least one of the following subjects:—

- (a) Agriculture and gardening.
- (b) Carpentry.
- (c) Smithy.
- (d) Typewriting.
- (e) Book-keeping.
- (f) Shorthand.
- (g) Spinning and weaving.
- (h) Tailoring and sewing.
- (i) Music.
- (j) Domestic economy.
- (k) Telegraphy.
- (l) Motor engineering and drawing.”<sup>19</sup>

155. As a comment on these regulations and the arguments <sup>A criticism,</sup> of their supporters the following note of inspection on Sunamganj high school is of peculiar interest:—

“I read with interest the committee’s resolution that carpentry and weaving should be taught in the school. I do not wish to interfere with the action they have already taken, *viz.*, to appoint a carpentry master on Rs. 25 a month; although I think it is absurd. The experiment is only for three months. At the end of that time the committee will, I have no doubt, agree with me. They have been misled in this matter by an ancient catchword and the lead of the Vice-Chancellor’s conference.

“What I should like the Committee to realize is that our high schools are already vocational schools and it is mainly because they prepare pupils for a great market of respectable employment that they are so popular. If the Committee consider that the supply is outrunning the demand and have the courage of their convictions, their proper course would be to limit admissions and to open or move for the opening of new schools to train for such other markets as offer suitable employ-

<sup>19</sup> Bengal, p. 33.

ment in measure sufficient to warrant the establishment of schools to supply them. It is plainly not sensible to adopt the device which has gained their approval, *viz.*, to attempt to train their pupils for two or three vocations at the same time. Is not the attempt to train them for a single vocation hard enough?

“ Other points are these :—

(1) That the market for carpenters in Sunamganj is already well enough supplied. This should be evident—if any evidence is required—from the facts (a) that the committee are able to attract a skilled workman from the trade—I assume that he is a skilled workman—for Rs. 25 a month, (b) that the local carpenters’ caste, like the weavers’ caste, has taken to cultivation.

(2) That if the *Bhadralog* wish to compete with the *Sutars* and the *Namasudras* in a trade which these castes learn by grace, it is uneconomical, even if it be practicable, as it is not, to lead them into the market by the road of English, Mathematics and Sanskrit.

(3) That individual *Bhadralog* do not in fact wish their sons to be *mistris*. Each thinks that the sons of others, not his own sons, may be diverted from the competition for employment in the clerical and professional market.

(4) That the old national schools taught carpentry but made no cārpenters.”<sup>20</sup>

Mr. Cunningham concludes :—“ What is wanted is not primarily education but employment. There is no royal road to increased opportunities of employment but the increased production of wealth.”<sup>21</sup>

156. This is not to say that there is no room for improvement in the secondary school course. On the contrary improvements are constantly being introduced. The course has been widened, for example, by the introduction of such practical subjects as hygiene and manual training, considerable progress in which is reported from the United Provinces, the Punjab and Madras, while science is much better taught than formerly. There is a growing tendency to include music in school courses. It is now an optional subject in secondary schools in Bombay, where it is also taught in training institutions and forms part of the primary curriculum. A committee was appointed by the Madras Government in 1920 to draw up a scheme for music teaching in Indian schools. Practical subjects such as wood-work and weaving have been introduced

<sup>20</sup> Assam, p. 50.

<sup>21</sup> Assam, p. 50.

into the higher elementary (or middle) classes of some vernacular schools in Madras. These subjects are taught with an educational rather than a vocational aim. But if technical education as such cannot successfully be introduced into the high school, and the Carnegie Foundation has recently issued a damning criticism of the so-called vocational training in the United States of America, still there is no reason why the subjects, which a boy learns at school, should not bear a closer relation to his future life. "The present secondary curriculum is entirely cultural in aim. It does not, except in the case of the best students, succeed in realising that aim. The subjects are studied and, where selection is possible, selected by students with a view to passing examinations and not because they contain matter intrinsically valuable for their future work in life . . . . . Can any alteration in our school courses make our *ex-students* thinking labourers instead of laborious thinkers?"<sup>22</sup> The defect of most experiments in vocational education in Indian high schools is that sufficient account is not taken of the future careers open to and actually adopted by the scholars. Without the advice of the headmaster, which is seldom forthcoming, the school-boy left to himself naturally chooses those subjects which pay best in the final examination. "A combination such as that of agriculture with shorthand, which was actually found in the course of a recent tour, cannot be justified on any ground."<sup>23</sup>

157. Another marked tendency has been towards the substitution of the vernacular for English as the medium of instruction in secondary departments. Some provinces have advanced further in this matter than others. The United Provinces was the first to take the lead. "It is now six years since the English language ceased to be the medium of instruction in the primary and middle classes of English schools. Opponents of the change had prophesied a lowering of the standard of attainment in English, but so far as can be made out, English in schools is somewhat better than it was at the beginning of the quinquennium, and with the intensification of teaching in the periods allotted to the English language, there should be further improvement."<sup>24</sup>

The vernacular medium.

158. The Punjab also adopted the vernacular medium in their middle classes in 1917. It was held that the teaching of English is not advanced, it may even be retarded, by a sloppy use of English as the medium. The substitution of the vernacular should save time which might be spent in a more

<sup>22</sup> Extract from a note by the writer for the Central Advisory Board of Education.

<sup>23</sup> Punjab, p. 72.

<sup>24</sup> United Provs., p. 61.

methodical and practical study of the English language. It is as yet too early to judge the results of the experiment, although it is disquieting to record that at present a deterioration in the knowledge of English is reported. An interesting corollary of the adoption of the vernacular medium has been the setting up of sub-committees by the Punjab Text-book Committee to standardise vernacular substitutes for English technical terms and for the transliteration of geographical names. In Bombay the Education Department allows the use of the vernacular medium throughout the school course in all subjects save English. As a rule the schools adopt the English medium in the higher classes and with a recent decision by the University against the use of the vernacular medium at matriculation this practice is likely to be continued. The Senate of the Calcutta University has adopted a resolution to the effect that "instruction and examination in all subjects (of the high school) other than English shall be conducted in the vernacular."<sup>25</sup>

The position of English.

159. This question is closely dependent upon the position occupied by English in the school course. It is little exaggeration to say that English is the only subject, the intrinsic value of which is recognised by parents and schoolboys. Other subjects may be interesting and must be studied in order to obtain promotion and to pass the final examination, but every high school boy realises that a knowledge of English is essential if he is to get on in the world. This attitude on the part of parents and boys has resulted in assigning to English an excessive importance in the school curriculum. Its importance has not been lessened by the fact that University teachers, while they are content to receive pupils who have been badly grounded in other subjects, complain strongly and not unnaturally when students are admitted to college with an insufficient knowledge of the medium in which their teaching will be conducted. The Rangoon University has instituted a special one year course in English for those matriculates who are otherwise qualified but are weak in this subject.

Simla conference of 1917 on the teaching of English.

160. The position of English as a foreign language and as a medium of instruction was discussed by a representative conference which met in Simla in 1917 under the chairmanship of the then Education Member, Sir Sankaran Nair. The result of this conference was inconclusive. While it was generally conceded that the teaching of school subjects through a medium which was imperfectly understood led to cramming and the memorising of text-books, yet the use of the English medium was defended by some on the ground that it improved the knowledge of English. This is not the place to enter

upon a discussion of a subject which has exercised educationists in India since the first introduction of western learning into this country. The difficulty of using any one vernacular as a medium is raised in the report from Bihar and Orissa, where five vernaculars are recognised by the University.

161. The Simla conference further discussed the stage at which instruction in English as a foreign language should be commenced. There were many advocates of the early introduction of English teaching on the ground that only so could a sufficient mastery of the language be obtained at matriculation, and also on the ground that the small child most easily picks up a foreign language. It was argued on the other side that the teaching of English in junior classes must be in the hands of low paid and consequently inefficient teachers, and that no child should start learning a foreign language until he has obtained a stock of ideas in his mother tongue. The advocates of the postponement of English were supported by those who on practical grounds pointed out that its introduction into the primary departments of secondary schools placed a permanent handicap on the country boy who must complete his primary course in the local vernacular village school before he is of sufficient age to migrate to a town for higher or "English" education. Partly on these grounds the commencement of English has been postponed by one year in the Punjab, so that all boys, whether town or country dwellers, now start on a level at the completion of a four-year primary course. The various stages at which it is introduced in different provinces are shown in the diagram at the beginning of this chapter.

162. Of the quality of English teaching there is little fresh English teaching. to record. While the advantages of the use of the direct method in the hands of a trained and keen teacher are unquestionable, such teachers are in a small minority. In Madras, almost all inspectors report that the teaching in the lower classes does not show the same improvement as the teaching in the higher:—Mr. Yates, for example, says:—"The real problem of English teaching is the renovation of methods and the alteration of aims in the work of the lower classes."<sup>25</sup>

163. What is true of the teaching of English is also true of General con-  
ditions of  
teaching. the teaching of other subjects. The following remarks from Assam are severe. "Our schools have improved much of late years. But they are not yet good schools, and some of them are very bad indeed. The majority of teachers are inexpert and uninterested, few have any zeal or natural aptitude for teaching; there is little or no discipline of instruc-

<sup>25</sup> Madras, p. 32.

tion—neither boys nor masters habitually prepare for their day's work: the supervision of headmasters and assistant headmasters over the actual work of class teaching is lacking in authority, in persistence and in purpose. Generally speaking, there is a want of life in the school atmosphere."<sup>27</sup> "The results of the average schoolmaster's limitations are patent at all stages of school-life. In the lower classes much excellent work is neutralised by lack of imagination and discrimination. The teacher fails to judge the mental age of his pupils, and to appreciate the characteristics peculiar to the individual and the period of development. Hence develops a form of instruction that converts the vivacious imaginative child into the stolid, 'docile' youth beloved of his master. In the high classes the limitations are revealed in inability to develop the critical faculty requisite to sound judgment . . . . All of which amounts to this, that the standard of work is low, because there is a low average standard of attainment and insufficient pride of profession among school masters."<sup>28</sup>

Qualifications  
of the  
teachers.

164. For improvement in the quality of the work we must look to the influence of the training college, the inspector and the headmaster. In no feature of their secondary education systems do the provinces differ more than in their employment of trained teachers in secondary schools. In Government schools in the United Provinces two-thirds of the teachers are trained and the proportion of the trained to the untrained teachers in secondary schools under private management is about 1 to 8.

In Bombay a percentage of 24.1 of the total number of teachers is shown as trained; but every teacher who passes the secondary teachers' certificate examination is returned as trained. Actually only a few of the teachers of English and those almost entirely employed in Government schools have received training of any kind.

In the Punjab although the total number of teachers employed in secondary schools has increased in five years from 5,380 to 9,223 yet the percentage of trained teachers, 70 per cent. has been maintained by an increase from 3,761 to 6,446. The maintenance of the proportion of trained teachers in the Punjab is all the more satisfactory in view of the very large increase in the number of secondary schools in that Province.

In Madras of 7,184 teachers employed in secondary schools no less than 4,954 possess professional certificates, though the number of trained teachers of the collegiate grade is only 18 per cent.

<sup>27</sup> Assam, pp. 52-53.

<sup>28</sup> United Provs., p. 61.

In the Central Provinces the increase in the percentage of trained teachers in high schools from 26·5 to 67·5 is remarkable. Of 190 teachers in Government schools in this province 167 are graduates.

In the North-West Frontier Province 363 out of 576 teachers are trained and 93 are graduates.

On the other hand in Bihar and Orissa only 146 out of a total of 1,774 teachers of English and Classics are trained though the percentage of trained vernacular teachers in secondary schools is 70.

The case of Bengal is similar. The number of Anglo-vernacular teachers and teachers of classical languages in all secondary schools is 12,906, out of whom only 357 are trained though 3,392 are graduates. The percentage of trained vernacular teachers is, however, about 48 (3,595 out of 7,498).

165. It is a mistake to think that a graduate can teach satisfactorily without training. The elementary teaching of English and mathematics requires particular skill which is not acquired by the study of English literature and higher mathematics in college, while such an important school subject as geography does not form part of any degree course.

166. A radical change in the methods of inspection is needed if the visit of an inspector is to be of educational value to the school. Even if inspectors were fully conversant and in sympathy with modern methods of teaching, they could effect little permanent improvement in the quality of the school work so long as their visits were confined to an inspection of school registers and an *in situ* examination of the scholars' attainments. Something can be done, has been done in Assam, by requiring inspectors to concentrate each year on some particular aspect of the school work, *e.g.*, composition or geography. A plea for a different and more helpful type of inspection is convincingly advanced by Mr. Wyatt of the Central Training College, Lahore, in a report written by him after a recent visit to the United States of America.<sup>29</sup> Inspection.

167. More immediate influence on the work of the school should be exercised by the headmaster. It is he who should put life and vigour into the teaching, who should take steps to enlarge the horizon of the boys' minds, who should make provision for their health and recreation. Such a headmaster is the exception not the rule. "Each teacher is prone to frame his own syllabus and to instruct his class quite independently and with too little consideration of what has been done in the class below or will be undertaken in the The headmaster.

<sup>29</sup> Bureau of Education, Occasional Reports No. 11—Rural School Teachers in the United States of America.

class above."<sup>30</sup> Where the headmaster does attempt to reform, his path is beset by disappointment and difficulty. The following is an extract from a petition signed by over a hundred boarders protesting against the order of the headmaster requiring formal preparation of home-work to be done under supervision in the class rooms of the school instead of in the noisy clamour of the dormitories:—"It is difficult for us to keep sitting on the wooden benches . . . it is so intensely hot that it is unbearable for writing works . . . a lot of time is spent in bringing books, etc., from the boarding house . . . our attention in the boarding house is comparatively less distracted . . . in the school rooms it is impossible to have perfect silence . . . however confirming to the students' wills the arrangement in the school may be and, however intelligent the student may be, they would in each case prefer to study at their homes . . . by this method of study . . . we are sure that the results of 1923 would be worse than the year 1922."<sup>31</sup>

The general life of the schools.

168. But "a school is fundamentally two things—a place of authoritative instruction and a community in which may be learnt by way of practice and preparation many of the duties and activities of life."<sup>32</sup> There is unfortunately little to record of the general life of the school outside the class room. Much of this should in a healthy school atmosphere be devoted to recreation—mental and physical. In point of fact the shadow of the examination is rarely lifted. No inconsiderable portion of their spare time is spent by teachers and boys in imparting and receiving private tuition. In some provinces the practice of private tuition is inseparably connected with the low stipend paid to the teacher. Without giving private lessons out of school hours the teacher cannot live. The following quotation from the report of the Calcutta University Commission is fortunately not of general application:—"In the great majority of secondary schools there is little class teaching which deserves praise. The result is that, long as they are, the hours spent in class do not give the boys the systematic instruction which they need; and, for fear of failure at the examinations, recourse is had to private coaching to make up for what the school does badly and might do well."<sup>33</sup>

Reading.

169. I have already referred to the absence of general reading. The difficulty is enhanced in the high school stage by the lack of suitable books to read. There are no story books for children in most vernaculars. To read for pleasure in a

<sup>30</sup> Punjab. p. 70.

<sup>31</sup> Punjab. p. 70.

<sup>32</sup> Calcutta University Commission Report, Vol. I, p. 242.

<sup>33</sup> Calcutta University Commission Report. Vol. I, p. 236.



foreign tongue requires encouragement. There are books in English of sufficient simplicity for the senior students in a high school to read and the Indian schoolboy will, if encouraged, read for pleasure. But that encouragement is lacking. It is hardly to be expected that teachers whose general reading is confined to newspapers can inspire a taste for reading in their pupils and parents are distrustful of any books which are not prescribed in the school course.<sup>34</sup>

170. Opportunities for school games are limited by the Games. scarcity of play-ground space. Even where play grounds are available the organisation which would make the best use of them in the interests of the largest number of pupils is often lacking. Games are played and played with skill and zest by a limited number of boys. Hockey in particular appeals to the Indian boy; who is often too an excellent gymnast.

171. A happy development in recent years has been the Boy scouts. spread of the boy scout movement. The training of a boy scout, developing, as it does, initiative and practical ability in the individual, should prove of the greatest value to the Indian schoolboy. A great incentive to the movement was given by the visit to this country of the Chief Scout, Sir Robert Baden-Powell, in the winter of 1920-21. The movement has been allowed to develop on unofficial lines. The Seva Samiti of the United Provinces has now sixty troops with 2,500 boy scouts on its rolls and the Boy Scout Association of Agra and Oudh has a hundred troops with about 2,000 scouts. In the Punjab there are now about 6,000 boy scouts and a large and successful rally took place on the occasion of the visit of His Royal Highness the Prince of Wales to Lahore. In the Central Provinces and Bombay special whole-time commissioners of scouts have been appointed by Government. There are now some 36 boy scout troops in the Central Provinces apart from the School Boy League of Honour. But the most systematic development of the movement is that carried out in the Bombay Presidency. Mr. A. C. Miller of the Indian Educational Service was put on special duty to organise work in the Presidency in 1919. In England with the assistance of Mr. Chapman, originator of the League of Honour, he drew up a scheme which is now in full working. Mr. Miller and six Indian masters had a course of training in England in 1921. A standing training camp for schoolmasters was opened in January 1922 at Lonavla, and by May 177 Scoutmasters had been trained. An appeal for funds by His Excellency Sir George Lloyd resulted in the subscription of over Rs. 90,000. The training camp is attended by would-be scoutmasters from all over India.

<sup>34</sup> Vide Bureau of Education, Pamphlet No. 8—Libraries in Indian High Schools, p. 7.

172. All reports unite in speaking of the value of this movement. One inspector writes:—"Scouting seems to be the one outside interest that has really got hold of the boys and I know of cases of boys being saved from utter ruin by finding an outlet in scouting for their superfluous energies. Scout ideals penetrate among those who cannot join owing to the cost of outfit or the prejudice of their relations."<sup>35</sup>

Physical  
education.

173. In view of the limited amount of exercise taken by the average schoolboy and his devotion to study it is not a matter for surprise that his physique is low. To correct this defect increasing attention has been paid in recent years to physical education. Madras and the Punjab both note improvements in their courses and more general interest in this subject. The Y. M. C. A. have in this matter given invaluable assistance.

Hygiene.

174. Hygiene has been introduced into the curriculum of secondary schools in most provinces. But in this matter precept is better than practice. "Hygiene and temperance have for long figured on the programme of instruction (in vernacular schools in Assam). The instruction is less than half-hearted. The teachers are temperate enough to set an example of temperance, were it required, but in the matter of sanitation their precept suffers from ignorance and incredulity and is contradicted by their practice, which accords with the age-old conventions of the country."<sup>36</sup>

Medical  
Inspection.

175. The problem of medical inspection is largely one of finance. Experiments have been tried in several provinces. In all Government schools and many aided schools in Bombay a terminal record is maintained of the weight, height, eyesight and chest measurements of pupils and serious defects are brought to the notice of parents. Six medical inspectors were appointed in May 1921, but were unfortunately retrenched a year later owing to financial stringency. The five medical inspectors in the Punjab returned to duty after the war. They have shown keenness and diligence in their work and have collected information and statistics of great value. Their small number permits of only an infrequent and somewhat cursory examination of the scholars in secondary classes and they are entirely unable to follow up inspection by treatment. There is also a lack of co-ordination noted between the medical inspector, the school authority and the parent. In the United Provinces allowances were made to assistant and sub-assistant surgeons for the medical inspection of pupils in recognised English and normal schools. The inspections are

<sup>35</sup> United Provinces, p. 140.

<sup>36</sup> Assam, p. 49.

said to be perfunctory and to lead to nothing either in the way of treatment or of record. In Burma medical inspection is now supplemented in all Government and many aided secondary schools by the regular attendance and service of adequately remunerated school medical officers.

### *Middle Schools.*

176. Middle schools are of two kinds—Middle English and Middle Vernacular. The former are with few exceptions potential high schools. The Middle English School is a transition stage between a primary or middle vernacular school and a high school. It suffers from its position. It follows the same course of study as the middle department of a high school and it aims at preparing its boys for matriculation; but being without the high classes it loses its pupils before they reach that goal. It is often not a very efficient institution. "It is generally reported as affording easy promotion and thus attracting students who have come to a stand-still in better schools. The staff is under-paid and migratory and the institution is uncertain of the continuance of departmental recognition."<sup>37</sup>

177. The middle vernacular school is classed in Bombay and Madras as a primary school, apparently on the ground that it uses the vernacular medium and does not as a rule provide teaching in English. In other provinces the vernacular middle school has a character of its own, though its importance varies according to the interest and value attached to it by Government. With the introduction of the vernacular medium in the middle classes of 'English' schools there is little save the absence of English teaching to differentiate the curriculum of the vernacular from that of the Anglo-vernacular middle school. Since it cannot be maintained that secondary education is synonymous with instruction in English, I have classed the vernacular middle school where it undoubtedly belongs under the head of secondary education. The middle vernacular school is cheap because it does not need university men on its staff and yet it is often very efficient. Where it leads to definite avenues of employment in the lower ranks of the Revenue and Education Departments (as patwaries and village teachers) it is popular. This is the case in the Punjab, the United Provinces and the Central Provinces and to some extent in Assam and Bihar and Orissa, all of which provinces report an increase in the number of schools of this class and in the attendance at them. It is not

<sup>37</sup> United Provinces, p. 44.

true of Bengal where admission to a training school for primary teachers is open to candidates possessing only primary qualifications.

Optional English in vernacular schools.

178. In this province in particular, where the number of vernacular middle schools shows a steady decline, and to a lesser degree in other provinces, the chief obstacle to the popularity of the vernacular middle school is the lack of English teaching and the consequent difficulty experienced by its *ex-pupils* in proceeding to a higher education. Arrangements are made in high schools in the United Provinces and the Punjab and have been tried in Bihar and Orissa for a special English class to supply this deficiency in pupils joining after completing the vernacular middle course. But the period of their preparation for the university is necessarily longer than that of boys who have read in English schools. The problem is how to cater for the needs of those who wish to proceed to a high school without destroying the value of the vernacular middle course as a preparation for village life. The solution appears to lie in the addition to these schools of optional English classes. This solution has been tried in the United Provinces and the Punjab. It has met with but indifferent success, chiefly owing to the objection on the part of good English teachers to serve under vernacular headmasters and to live in remote villages where there is no society or opportunity for giving their children a high school education. So the teaching in these optional classes has hitherto been of a poor quality. It is to be hoped that these difficulties will be overcome in time.

Middle school building.

179. The Vernacular Middle School growing as it does out of the village primary school often finds itself handicapped in the matter of accommodation. The Government of the United Provinces drew up a scheme in 1920 for the erection of 127 new buildings for such schools and the extension of 57 old buildings and for the erection of 183 new hostels and the extension of 116. The cost was estimated at nearly twenty-eight lakhs of which Government promised to find twenty-five. Progress was at first retarded by the rise in wages and prices.

Agriculture in Middle schools.

180. A very definite step has been taken in the Punjab towards fitting the vernacular middle school to its environment by the introduction in the middle department of the teaching of practical agriculture. This innovation was recommended by a committee on agricultural teaching which met in 1918. The reasons which led to the recommendation will be discussed and the experiment described in the section on agricultural education. It is already in full working order in twenty schools and has been introduced on a temporary basis in eleven others. At the close of the quinquennium a similar scheme

was adopted in Bombay. If experiments of this kind prove successful and if the difficulties in the way of the introduction of optional English classes are overcome there may emerge a single type of middle school providing a good general and practical education in the vernacular suitable to the needs of the country boy and providing at the same time facilities for the study of English for the few who are in a position to go further with their studies. The evolution of such a type of school would go far to solve two of the most pressing of Indian educational problems, the retention of the educated youth on the land and the equalisation of educational opportunity between the town and country.

## CHAPTER V.

## PRIMARY EDUCATION (BOYS).

*Schools and Scholars.*

Statistics

Year.	Primary Schools for Boys.	PUPILS IN PRIMARY STAGE.		
		In Primary Schools for Boys.	In Secondary Schools for Boys.	Total.
1916-17 . . .	124,081	5,188,411	504,418	5,692,829
1921-22 . . .	137,437	5,543,437	491,119	6,034,556
Increase or Decrease .	+13,356	+355,026	-13,299	+341,727

Distribution of increase in numbers.

181. The statement shows an increase of over 13,000 in the total number of primary schools for boys, and of nearly 342,000 in the number of pupils in the primary stage. But this increase has been very unevenly distributed. While Madras, Bombay, the United Provinces and the Punjab show a marked advance there has been, for the first time for many years, an actual falling off in attendance in Bengal, Bihar and Orissa, Central Provinces, Assam and Burma.

Causes of decrease. (a) Burma.

182. The remarkable decrease in the number of schools and scholars in Burma (—2,414 and —49,788) was due partly to financial necessity, partly to deliberate concentration with a view to efficiency. The system of primary education in Burma is peculiar in that reliance is placed entirely upon private initiative, the majority of schools in the Province being conducted by Buddhist monks. Out of 4,374 recognised primary schools in the Province no less than 4,360 are aided institutions. Up to the year 1915 new schools were freely registered, that is to say, admitted to the aided list. In 1917 Divisional Boards were made responsible for vernacular education and found themselves saddled with a large number of inefficient schools and discontented school-masters but with no money to support them. The advice of departmental officers with few exceptions was always in favour of reduced registration of schools and payment of better salaries to all competent teachers. "When Divisional Boards adopted the policy of concentration a far larger number of monastic than of lay schools was found to be inefficient and was dis-registered. Consequently the proportion of monastic schools to

others in the Province fell during the quinquennium from 65 per cent. to 43 per cent."<sup>1</sup> It must, however, be remembered that the withdrawal of aid or recognition from these institutions does not mean that they were actually closed. It only implies that the standard required for recognition and aid was raised and it is encouraging to learn that a large number of dis-registered monastic schools can once more usefully participate in the public system of education as soon as funds are available.

183. The decline in Bengal is entirely in the number of pupils attending the primary departments of secondary schools which has fallen by 57,000. This decrease is presumably due to the general causes affecting the attendance in secondary schools of which mention has been made under the head of secondary education. Progress has nevertheless been made with the panchayati union scheme, the object of which is the improvement rather than the expansion of education. 533 board schools have been opened or substituted for aided schools during the quinquennium. (b) Bengal.

184. In the other provinces where attendance has fallen epidemic diseases such as plague, influenza, malaria and cholera, adverse economic conditions, periods of scarcity and the general rise in the cost of living are among the chief causes to which the decline is assigned. The non-cooperation movement also affected the attendance in some districts of the Central Provinces and Assam and in the northern division of the Bombay Presidency but here the loss was counter-balanced by an increase in the central and southern divisions. (c) Other provinces.

185. The increase in numbers in Madras and Bombay is due to natural expansion. In the United Provinces and the Punjab it is the direct result of the adoption by the local Governments of definite programmes for the expansion of primary education in rural areas. The adoption of such programmes was advocated by the Government of India in a circular, which they addressed to local Governments in September 1918. In this letter the Government of India explained that in the new situation caused by the introduction of the constitutional reforms and the consequent complete separation of Imperial and Provincial finance, it would no longer be possible for the Central Government to assist provinces, as it had done in the past, with special grants for the spread of education. The Government of India took the opportunity of emphasising the peculiar importance of primary education at the present time and suggested the preparation of detailed schemes of educational advance. "The Causes of increase.  
(1) Natural expansion.  
(2) Adoption by local Governments of programmes for rural areas.

<sup>1</sup> Burma, pp. 4-5.

proposed extensions of the franchise," they said, "will furnish in themselves a special incentive to an early expansion of elementary education."<sup>2</sup>

Schemes of expansion.  
(a) United Provinces.

186. In the United Provinces the educational scheme evolved from the proposals of the Piggott Committee had not proved entirely successful, and the local Government decided in 1918 to launch a fresh scheme with the object of rapidly increasing the enrolment of primary pupils in the Province. District boards were asked in April 1918 to prepare programmes to cover a period of five years. They were assured of ample financial help for the main project and for such subsidiary projects as the immediate training of all available teachers, the augmentation of salaries and the extension of equal opportunities to communities that were educationally backward. The variety of method evidenced in the proposals put forward and the obvious uncertainty evinced by some boards as to the needs of their districts induced Government to reconsider the duration of the experiment and it was decided that, in the first instance, it should cover a period of three years. The quinquennium shows an increase of 4,956 in the number of schools, and of 138,442 in the number of scholars. The rate of progress, though on the whole satisfactory, has been very uneven. Next to Meerut, for example, which shows an increase of 62 per cent. in the number of scholars, lies the district of Bijnaur which shows a decline. There appear to be no geographical, political or economic reasons for these inequalities. The total increase would have been larger but for a falling off in the enrolment in 33 districts during the last year. This set-back is attributed partly to general causes such as sickness and high prices, and partly to a natural deflation as the enthusiasm of the authorities waned and the inspecting officers found time to check the registers more closely. That such a check is necessary is proved by an experiment carried out by the Inspector of Schools, Fyzabad. The reports on a hundred schools in the Division were checked with the following results:—

The total enrolment claimed was	. . .	8,303
The average attendance was	. . .	5,516
The day's attendance was	. . .	4,903

It is unfortunately only too probable that similar experiments conducted elsewhere in India would lead to similar results.

(b) Punjab.

187. In the Punjab a detailed scheme for the expansion of vernacular education in rural areas was introduced in April 1918. Maps were prepared by the district inspectors under

<sup>2</sup> Govt. of India Circular No. 750-Edn., dated 2nd September 1918.



instructions from the Education Department showing the existing schools and all centres in the Province where an average attendance of 50 pupils might be expected in a primary school, allowing ordinarily a distance of two miles to intervene between any two schools. The maps showed that an additional 4,358 schools would be required. It was expected that the goal would be reached in a period of fifteen years. These maps, after revision by the Education Department, were sent to district boards who were asked to indicate the schools which could be opened with success during the next five years. The local Government then entered into a contract with each district board to share the expenses of completing its five year programme. The method in which the expenses were shared has been described in paragraph 70. In actual practice the district boards have not adhered rigidly to these contracts. Some boards have nearly completed in four years a programme which was intended to occupy fifteen while others are still behindhand with their programme for the first three years. Nevertheless, the result has been a very definite and not too uneven extension of the facilities for primary education in rural areas. Marked progress, for example, has been made in the hitherto backward districts of Rawalpindi and Multan. The quinquennium shows an increase of 700 primary schools and of 25,000 scholars attending them, and of 70,000 boys in the primary stage in all schools.

188. Programmes of expansion were also prepared in the (c) Bombay provinces of Bihar and Orissa and Bombay, but their execution was postponed for financial reasons. The Bombay scheme submitted by the Director in 1919 proposed the addition of 1,500 primary schools every year with the object of providing a school in every village of 200 inhabitants. Some mention was made in the last Quinquennial Review of the scheme prepared by the Government of Bihar and Orissa. Its effect would have been to increase the total number of vernacular schools in rural areas from 17,346 to 23,017, and the number of teachers in such schools from 20,879 to 46,181 while the number of trained teachers would have risen from 6,345 to 21,258. The ultimate increase of cost was estimated at Rs. 23½ lakhs per annum. Spread over a period of ten years the annual increase would have been less than 2½ lakhs. The introduction of the scheme has been postponed while the question of the distribution of cost between Government and local bodies is being considered by an educational committee. It is a matter for great regret that this important and carefully prepared scheme has been kept so long in abeyance. (d) Bihar and Orissa.

189. The foregoing schemes have for their object the expansion of education on a voluntary basis. But there are not Limits of voluntary

education  
system.

wanting signs that the time is fast approaching, has in fact been reached in many areas, when reliance on a purely voluntary system will prove ineffectual and uneconomic. It has been noted that the results of the increased expenditure on primary education in the United Provinces have, in many districts, proved disappointing. "Benares at the end of last quinquennium headed the percentages of scholars to population, but expansion in this district under a voluntary system would seem to have reached its limit, since it has a decrease for the last three years."<sup>3</sup> In backward areas such as the North-West Frontier Province the more recently started schools are very poorly attended. The same is true of some districts in the Punjab. On the other hand, in some well schooled areas, such as the Delhi Province, the opening of a new school may simply mean the attraction of a certain number of scholars from an existing institution. Enquiries conducted in Eastern Bengal many years ago, and in more recent years by Mr. E. Biss in Western Bengal, show that in that province the chief need of primary education is concentration with a view to greater efficiency. An increase during the quinquennium of over 3,000 primary schools has been accompanied by an increase of only 5,000 scholars.

Compulsory  
education.  
Primary  
Education  
Acts.

190. The passage therefore of Primary Education Acts by seven provincial legislatures authorising the introduction of compulsory education by local option has not been inopportune, even though little progress in this direction can be recorded during the quinquennium. Bombay led the way in this matter with a private Bill introduced by the Hon'ble Mr. V. J. Patel which was passed into law in February 1918. The other private Bills which followed are those of Bihar and Orissa introduced by the Hon'ble Mr. S. K. Sahay and passed in February 1919; of Bengal, introduced by the Hon'ble Mr. S. N. Ray and passed in May 1919, and of the United Provinces, introduced by the Hon'ble Rai Anand Sarup Bahadur and passed in June 1919. Of the Government measures, the Punjab Act was passed in April 1919, the Central Provinces Act in May 1919 and the Madras Act in October 1920. The City of Bombay Primary Education Act of 1920 extends generally the provisions of the 1918 Act to the Bombay Corporation enabling it to introduce free and compulsory education ward by ward. Not content with this the Bombay Government set up in July 1921 a committee of two officials and eight non-officials to consider further the question of compulsory education. The committee reported and legislation was undertaken on the basis of its recommendations after the period under review.

<sup>3</sup> United Provs., p. 81.

191. The Bombay and the United Provinces Acts apply only to municipalities, the Bengal Primary Education Act applies, in the first instance, to municipalities, but is capable of extension to rural areas. The other Acts are applicable to all local areas. Boys only are included within the scope of the Punjab, Bihar and Orissa and Bengal Acts while the Central Provinces Act is capable of extension to girls, and the remaining Acts are applicable to both sexes. All the Acts are drafted on very similar lines. If a local body, at a special meeting convened for the purpose, decides by a two-thirds majority in favour of the introduction of compulsion in any part of the area under its control, it may then submit to Government a scheme to give effect to its decision. The scheme must appear in other ways to be practicable and in particular to be within the means of the local body to carry out with reasonable financial assistance from Government. In Bombay the local Government guarantees half the cost of the project; in other provinces the amount of the government grant is left to be determined in each case after consideration of the cost of the scheme and the resources of the local body. The scheme, if approved by Government, can be introduced after due notice has been given. Ordinarily the age limits of compulsion are from six to ten though provision is made for prolonging the period. Provision is made in the Acts for the exemption of particular classes and communities and for special exemptions from attendance in cases of bodily defect, illness and special need or when the only school within walking distance is one to which a parent may object on religious grounds. Walking distance is generally defined as one mile from the child's home. The employment of children, who should be at school, is strictly forbidden and a small fine is imposed for non-compliance with an attendance order. Such in brief are the ordinary provisions of the various provincial Education Acts.

Outline of  
Primary Edu-  
cation Acts.

192. The Bengal Act differs from the other Acts in that it vests powers in the local Government to require municipalities to submit returns showing the total number of children aged six to ten residing in municipal limits, the number actually attending primary schools, and the provision made for elementary education, *i.e.*, the schools in existence, their accommodation, staff and equipment. Municipalities in Bengal have in consequence been asked to prepare a programme for providing education for all children aged six to eleven likely to attend schools voluntarily, and also one for all boys aged six to ten, together with an estimate of the cost of each of these programmes and a statement of the methods by which the cost can be met. Returns were not complete at the close of the quinquennium.

The Bengal  
Act.

**The Madras Act.**

193. The Madras Act is more comprehensive in character. An account of it has already been given in paragraph 66.

**Action by local bodies.**

194. It cannot be said that local bodies have shown any alacrity in availing themselves of the opportunity afforded them by these Acts. In Bengal, Madras, the United Provinces and the Central Provinces no local body; in Bombay five municipalities (Bandra, Surat, Bakore, Byadgi and Satara); in the Punjab two municipalities (Multan and Lahore) and in Bihar and Orissa one (Ranchi) had introduced compulsory education before the 1st of April 1922. Little is reported of the success of these eight experiments. The percentage of boys of compulsory age at school has risen with the introduction of compulsion in Multan from 27 to 54 and in Lahore from 50 to 62. Since no provision has been made at either place for the education of the children belonging to the depressed classes and no proceedings have yet been taken against any defaulting parent, it is improbable that a much higher percentage of attendance can be expected in the near future.

195. Compulsion has been introduced under the Act of 1920 in a number of wards in the city of Bombay. There has been a fifty per cent. increase in the number of schools and school children and in the number of trained teachers and a proportional increase in the general and medical inspectorate; a novel feature has been the appointment of lady superintendents. The total expenditure on education in the municipality has increased 350 per cent.

**Practical difficulties in the way of introducing compulsion.**

196. What causes can be assigned for the Acts remaining so ineffectual? The poverty of local bodies is the cause usually assigned: this is probably the least effective cause. Under all Primary Education Acts, with the exception of that of the Central Provinces where such provision was not needed, local bodies are empowered to raise additional funds in order to meet the cost of introducing compulsion. It is true that if any local body availed itself of this right such a step would add considerably to the unpopularity of the new measure, but there are other more immediate practical difficulties in the way, some of which are peculiar to India. It is not easy, for example, to make a census of the boys, much less of the girls, of compulsory age, when the age of a small child, as in this country, is a matter of some uncertainty. When the census has been made the problem of accommodation, always one of difficulty, is further complicated by the necessity for making separate provision for boys of low castes and in some cases for different communities.

197. In other countries the first step towards compulsion has usually been the enforcement of an obligation on local authorities to provide accommodation for all children of school-going age. In England, for example, the law of 1870 which

made the provision of accommodation obligatory preceded by six years the introduction of universal compulsory education. In India this preliminary stage has for various reasons been omitted.

198. Still, more rapid advance might have been made had it not been for the very natural reluctance of municipal commissioners to introduce a coercive measure. There is a feeling which has found shape in a recent resolution in the Central Provinces and which has resulted in the passing of a new Education Act in Bombay, that the initiative in the matter of compulsion can most easily come from Government. This was recognised by the Government of the United Provinces in 1921. It then asked the municipal boards to report:—

Reluctance of local bodies to introduce coercion.

- (1) whether they proposed to take any steps to introduce compulsory education;
- (2) to what extent they proposed to introduce it;
- (3) what financial assistance they required from Government for the purpose.

“The local Government promised, if sufficient funds were available and granted by the Legislative Council, to give assistance to the extent of  $\frac{1}{3}$  of the extra cost involved, including the cost of remitting fees and also to meet the total cost of bringing the minimum pay of municipal teachers up to the minimum rates prescribed for district boards, provided that the total contribution made by Government to any municipality on account of primary education should not exceed 60 per cent. of the total cost of the same.”<sup>4</sup> In March 1922 answers were being received from thirty-two municipalities that had expressed their willingness to introduce compulsory education.

199. It would be a mistake, however, to infer that the limits of expansion on a voluntary basis have been reached even in municipal areas. The fact is that a very large percentage of the boys receiving elementary education in towns are not attending primary schools but the preparatory departments of secondary schools. It is only parents of the poorest class who send their boys to municipal primary schools. The needs of this class have been neglected in the past. It is satisfactory to find that they are now receiving more consideration. Mention has already been made of the investigations instituted by the Government of Bengal into the educational situation in *mofussal* municipalities. There are only eight municipal primary schools in the whole of Bengal. At the close of the quinquennium a special grant of three lakhs was made to the

Measures undertaken by municipalities to improve voluntary schools.

<sup>4</sup> United Provs., pp. 77-78.

Calcutta Corporation for education and a committee is now sitting to consider the best means of employing it. That it was much needed is evident from the fact that the annual expenditure of the Calcutta Corporation on education amounted to only Rs. 64,000 per annum. The Bombay Corporation on the other hand increased its educational expenditure from about six lakhs to nearly sixteen lakhs during the quinquennium. It now maintains or aids 387 primary schools (257 for boys and 130 for girls).

The Government of Bihar and Orissa in 1917 promised grants on certain conditions to municipalities, in order to enable them to reorganise the facilities for primary education within their areas; no less than seventeen municipalities have availed themselves of this offer.

## Expenditure.

*Expenditure on Primary Schools for Boys.*

Year.	EXPENDITURE FROM—				Total expenditure.
	Govt. funds.	Board funds.	Fees.	Other sources.	
1916-17	Rs. 56,65,218	Rs. 1,22,72,286	Rs. 45,65,223	Rs. 26,55,062	Rs. 2,51,57,789
1921-22	2,33,98,645	1,14,68,604	46,31,758	38,48,437	4,33,47,444
Increase or Decrease.	+1,77,33,427	-8,03,682	+66,535	+11,93,375	+1,81,89,655

200. In view of the comparatively small increase in the number of schools and scholars the increase of expenditure on primary education during the quinquennium is remarkable. Of the increase from Government funds thirty lakhs were provided by the Government of India as an Imperial grant in 1918.

201. The average annual expenditure on a primary school has risen from Rs. 203 to Rs. 315 and the cost of educating a pupil in a primary school has risen by 64 per cent.\*

At first sight these figures would seem to show that the quality of the education provided in primary schools, so far as quality can be measured by cost, has been immensely

\* When consulting supplemental tables 45 and 47, from which these figures have been taken, one must bear in mind that Middle vernacular schools are classed as primary in Bombay which accounts in part for the fact that the cost of a primary school in Bombay, Rs. 1,122, is practically double of that in any other province and nearly ten times the cost of a primary school in Bengal.

Average cost of (1) a primary school; (2) a primary scholar.

improved. But it must be remembered that prices and wages have advanced in every occupation, the teacher who was procurable for Rs. 14 per mensem before the war now requires Rs. 20 per mensem in order to maintain himself and his family. Consequently the cost of educating a boy in a primary school, which had advanced by slow stages from three annas to five annas in forty years, has suddenly during the last five years risen by over three annas.

202. Nevertheless the rise in cost does undoubtedly represent in most provinces a real improvement in the conditions of the teaching profession. In the United Provinces, for example, of the new provision of forty lakhs for primary education no less than 22 lakhs have been devoted to raising the pay of the teachers. According to the latest scales introduced in April 1921 untrained assistants receive as a minimum Rs. 12 per mensem, trained assistants Rs. 15 to Rs. 20, and headmasters Rs. 20 rising to Rs. 30.

Improvement in the pay of teachers to meet increased cost of living. (a) In the United Provinces.

203. In Madras board schools the minimum pay of trained teachers has been raised to Rs. 12 and of untrained teachers to Rs. 10, with a proviso that untrained teachers should not be employed, unless the presidents of district boards and chairmen of municipalities are satisfied after consulting the local inspectors that trained teachers are not available. At the same time capitation grants have been abolished in aided elementary schools and the rates of fee grants have been revised, now ranging from a minimum of Rs. 48 per annum for an untrained teacher with the lowest qualifications to a maximum of Rs. 180 per annum for the most highly qualified teacher.

(b) In Madras.

In Assam the average rate of pay of a primary teacher has been advanced by over 40 per cent., from Rs. 10.6 per mensem to Rs. 14.9. This was effected by means of two special Government grants. The first of Rs. 44,000 enabled local bodies to make a general increase of seven per cent. in the pay of their teachers. At the same time the capitation system by which the pay of teachers was regulated according to the number of pupils in the upper classes of their schools was abolished. It was a relic of the "results grant" system and among other objections to it, it provided an irresistible temptation to many teachers to falsify their registers and thus "imported into the village school system an atmosphere of suspicion and dishonesty."<sup>5</sup> The second grant of two lakhs, voted by the Council in 1921, provided for an increase in the minimum rate of pay of trained teachers from Rs. 8 to Rs. 12 and a general advance of twenty

(c) In Assam.

<sup>5</sup> Assam, p. 59.

- (d) In Central Provinces. per cent. In the Central Provinces special Government grants amounting in all to Rs. 6.54 lakhs were devoted to this purpose. "At the close of the quinquennium the minimum salaries of vernacular school teachers were Rs. 20 for trained and Rs. 15 for untrained teachers in village schools with an additional Rs. 3 in dear districts. In town schools the minimum salaries were Rs. 22 for trained and Rs. 17 for untrained teachers with an additional Rs. 3 in dear districts."\*
- (e) In Punjab and N.-W. F. P. In the Punjab the average monthly salary of a qualified primary school teacher has increased from Rs. 15 to Rs. 26 and in the North-West Frontier Province from Rs. 20.3 to Rs. 27.3. In Bihar and Orissa the great majority of the primary schools are aided institutions in which the average fee receipts amount to about Rs. 3 per mensem. In addition to this the teacher receives a grant, the average monthly value of which has risen from Rs. 7.2 to Rs. 8.8. But many teachers receive less; in fact out of 28,000 teachers in aided schools 7,250 do not receive in grants more than Rs. 3 per mensem. In Bengal various estimates have been made of the cost of increasing the pay of primary school teachers. As the basis of these estimates salaries of Rs. 8, Rs. 16 and even higher rates have been adopted. In these estimates, however, it appears to have been assumed that no differentiation should be made between the pay of trained and untrained teachers, that no teachers are superfluous and that the gradual introduction of improved rates is impracticable. Consequently the estimates appear formidable and no advance is reported during the quinquennium.
- (g) In Bengal.
- (h) In Burma. 204. In Burma the position is peculiar owing to the majority of schools being monastic. Hitherto a monk who teaches the departmental curriculum does not receive a teacher's wages but only a results' grant or a small honorarium. "In too many cases," says Sir Mark Hunter, "the acceptance of recognition has meant the withdrawal of local support on the false argument that a monk who receives help (however small) from Government for his school no longer requires that of the charitable."† The question of substituting monthly salaries payable either to the monk or to the *kyaung* is now under consideration as also the insistence on a minimum scale of salaries to all lay teachers.
- Expenditure on buildings. 205. Some part, though not a large part, of the new expenditure has also been devoted to buildings. Of the need for buildings for primary schools I will write later. Granted the need, it must be recognised that while education is expanding at its present rate it is quite impossible for the building pro-

\* Central Provs., p. 38.

† Burma, p. 37.



gramme to keep pace with the increase in the number of schools. For many years to come most of the primary schools in India must be housed in rented premises. Even in Madras, which probably leads the way in this matter, only 44 per cent. of the schools are housed in buildings of their own; and ground was lost during the quinquennium, an increase of 4,700 in the number of schools being accompanied by an increase of only 1,485 in the number of buildings. In the United Provinces and the Punjab building operations have been conducted on a large scale, no less than Rs. 23,84,943 having been spent in this way in the former province and special grants amounting in all to 11½ lakhs having been made for the same purpose in the Punjab.

District board agency is usually employed for the construction of buildings: but in Bombay some success has attended the experiment of entrusting the construction to the villagers. Forty-three schools were so constructed during the quinquennium at an average cost of Rs. 18 per pupil.

206. There exists a certain amount of prejudice against the expenditure of money on primary school buildings. Some theorists go so far as to suggest trees as a suitable substitute for roofs, but the sun, the dust and the rain of India do not lend much encouragement to this view; nor would it commend itself to parents. Others less extreme would use borrowed verandahs and rooms or at the utmost rented premises. But it is a fact well known to every inspecting officer that the possession of a decent building of its own adds much to the popularity of a village school and to the possibilities of efficient teaching. The following remarks are of universal application: "Borrowed buildings are unsatisfactory; they are generally unsuitable for school purposes and they are often used by the owners as well, whereby school work is greatly disturbed. There is a growing unwillingness now-a-days to lend buildings, which is probably due to a general decrease in building operations on account of the increased cost of labour, and, for the same reason, owners expect boards to do repairs."<sup>8</sup>

207. We may then assume that so far as possible every primary school should be provided with a building of its own. Of what precise type the building should be is a more difficult question. There are great difficulties in the way of constructing schools according to type plans. "The chief consideration is as a rule the carry of the local rafter, which is usually from 12 to 14 feet. Thus ideal dimensions have to be sacrificed."<sup>9</sup> Bengal reports that "contractors are often not

<sup>8</sup> United Provs., p. 88.

<sup>9</sup> United Provs., p. 89.

willing to take up the construction of a building for Rs. 1,000 while building materials are dear and instances are not rare in which they have thrown up the work after beginning."<sup>10</sup> *Pucca* buildings mean a larger initial expense. On the other hand less substantial buildings need constant repairs.

Repairs to school buildings.

208. "The unkeep of the boards' buildings is becoming a very serious consideration. The Chairman of the Benares board says: 'In 50 per cent. of the schools I found urgent repairs required and in most cases of an extensive nature such as the replacement of roofs and even walls. The requirements of education in this respect have quite outrun the boards' ability to fulfil and the question can only be solved by special grants from Government or a large increase in general income.'

"This is but one of many such complaints. Labour is scarce and expensive and contractors as a result cannot take up small repairs. Teachers in some parts show unwillingness to supervise for reasons that may be guessed from the request put forward at a union meeting that they should be relieved of 'a work that did not come within their duties' or be allowed the usual commission for its performance."<sup>11</sup>

Fees and free education.

209. The Primary Education Acts, to which reference has been made, generally provide that, subject to the sanction of the local Government, education where compulsory shall be free. During the period under review, primary education was made free in thirteen municipalities in the Bombay Presidency. In Delhi fees have been remitted in the primary classes of municipal board schools and also in some private schools. Vernacular middle education has been made free in the North-West Frontier Province where primary education was already free. In Assam primary education has long been free. In the Punjab children of all Indian soldiers who were in active service during the Great War are now being educated free by means of a series of scholarships sufficient in amount to cover their tuition fees and the cost of school books and, in some cases, to pay the cost of boarding also. In Madras the children and dependents of soldiers who served in the war are admitted to schools under public management at half rates and are also provided with small scholarships to cover the cost of school material.

General conditions. Improvement in pay of primary teachers.

210. I have already mentioned the improvements which have been made in the pay of elementary teachers. Of many provinces it may be said that the "pay now enjoyed by primary teachers raises them beyond the fear of want and there is apparently no difficulty in getting recruits for the profes-

<sup>10</sup> Bengal, p. 39.

<sup>11</sup> United Provinces, pp. 88-89.

sion."<sup>12</sup> The low pay of primary teachers in the past has been a frequent cause of comment, and there are still parts of India where it is far too low to attract competent recruits. But a word of warning is needed for those zealous reformers who would spend all available funds in raising the teachers' pay and hope thereby steadily to improve the quality of primary education. There comes a point at which, if the pay is made sufficiently attractive, the wrong type of young man considers it worth while to turn, if only for a time, to teaching. The best type of village teacher is the intelligent village boy who has worked his way through the primary and middle classes with the definite aim of joining a normal school and becoming a village schoolmaster. As Khan Sahib Maqbul Shah of the Punjab writes "It is only those who are themselves agriculturists born and bred in the villages who can enter into the thoughts and feelings of village people and understand their needs and difficulties. The official class has been recruited chiefly from the commercial classes; and the tyranny and arrogance of official underlings has become a byword. It is therefore a matter of supreme importance that the village schoolmaster at any rate should be a man of the village. Village people are simple, illiterate and ignorant; and the schoolmaster should be their guide, philosopher and friend."<sup>13</sup> There is a real danger, if the pay attached to the post of village teacher is indefinitely increased, of attracting the out-of-work matriculate or 'failed' matriculate, possibly a townsman, certainly one who has been unsuccessful in his life's aim and who enters the blind alley of the village teacher's life as a last resort. Our secondary schools have already only too large a number of discontented failures on their staffs: to introduce this element into primary schools under the mistaken idea that the higher the qualifications the better the teacher would do serious harm to primary education.

Best type of village teacher.

211. At the same time any improvement in the technical qualifications of primary school teachers cannot but be beneficial, and it is satisfactory to find that the percentage of trained teachers is steadily rising. In Madras, for example, it rose during the last five years from 33 to 39, in the United Provinces from 45 to 57 and in the whole of India from 30 to 39. With the greater inducements offered by the better rates of pay and with the extension of facilities for training it is reasonable to hope that this improvement may be maintained.

Improvement in percentage of trained teachers.

212. The quality of the teaching in a primary school depends partly on the capacity of the teacher, partly on the

Importance of the personality of village teacher.

<sup>12</sup> United Provinces, p. 86.

<sup>13</sup> Punjab, p. 95.

conditions under which he has to work and partly on the nature of the task that is assigned to him. Criticisms such as the following of the village teacher show a lack of sympathy with his difficulties: "The Inspector of Schools, Multan Division, quotes a deputy commissioner as having said that 'the average normal pass teacher commands nobody's respect, neither that of parents nor of boys. His chief object is to absent himself from his work as often as he can and be as unpunctual as possible. The new type of teacher has little or no enthusiasm for his work; and his influence for good is negligible.' The Inspector considers this an exaggerated picture, though he feels that it contains an element of truth."<sup>14</sup>

The importance of the personality of the teacher in conducting to the success of the school can hardly be over-estimated. "The teacher is the product of the past. For years he has been despised, first because as a teacher he took pay at all for his services, and again because having taken it he took so little. The first thing he has to achieve under the new conditions is respectability. Wherever there is a teacher who is respected there is a flourishing school. The Chairman of Budaon district says that the personal element in the teaching staff is far and away the most important part in the success or failure of a school. If there were only more teachers filled with enthusiasm the condition of our primary schools would be very different."<sup>15</sup>

213. One of the chief defects of the elementary teacher in India is his sex. Universal experience has shown that the best teacher for young children is a woman. It is rare that a man shows any real aptitude for teaching an infant class. No amount of normal school training will make up for this natural deficiency. But if the trained teacher has little success with beginners what sympathetic understanding or expository skill can be expected of the junior untrained assistant or senior pupil to whom the infant class is often entrusted?

214. The most skilful teacher of either sex would be disheartened if placed in sole charge of a village primary school. It is something to the good that the difficulties with which the village teacher has to contend are now appreciated and that the efforts made to help him are now directed along proper lines. For long the only recognised remedies for the weaknesses of our primary schools were an improvement in the pay of the teachers, an increase in the number of trained teachers and a simplification of the school curriculum. These measures are all helpful but they do not touch the real

<sup>14</sup> Punjab, p. 21.

<sup>15</sup> United Provs., p. 90.

Lack of women teachers to train young children.

The disheartening task of the solitary teacher.

seat of the evil. The inefficiency of the ordinary village school is due primarily to the short duration of school-life and the irregularity of the attendance and secondarily to the excessive number of classes assigned to a single teacher. "Ordinarily the village schoolmaster, ill-found in vitality and learning and depressed by poverty, is in sole charge of a school of five classes or sections which he has to instruct in all the subjects of a varied course. There is no fixed date of admission. Pupils come in month by month according to caprice or the influence of their horoscopes. The lowest class, a class in which numbers are high, is a collection of little groups each at a different stage of advancement. And there are four classes above this.

215. "Again with an attendance of 70 per cent. on the average, which sinks lower during seasons of flood and fever, the teacher is faced by a different selection of his pupils every day. Unpunctuality adds to his difficulties. In the case of rural habits, the absence of clocks and the defect of discipline, unpunctuality is the rule, the arrival of pupils being spread over a period of an hour to an hour and a half or even two hours."<sup>16</sup>

Irregular attendance and unpunctuality.

216. "Only a small percentage of the boys who enter a primary school complete the course."<sup>17</sup> The great majority of pupils in primary schools do not remain long enough at school to gain any permanent advantage from their education and a considerable number of those who complete their course are found after a few years to be unable to read or write. Again, the little benefit which might be obtained from instruction in the infant classes is lost in many cases by irregular attendance. One chairman complains<sup>18</sup> that he has found three teachers wasting their time with 20 boys out of an enrolment of 90, and a false registration of 30. The question is of such fundamental importance that in 1918 the Government of India commended its consideration to local Governments suggesting certain remedies to reduce the evil, such as the introduction of more efficient teachers, a reduction in the numerical strength of the primary school classes in order to enable the teacher to give more individual attention to his pupils and changes in the curriculum designed to induce parents to leave their children longer at school. Of the short duration of school life much was written in the last Quinquennial Review and subsequent reports throw no further light on the question. Of the lapse into illiteracy I have written in paragraph 34. The only effective method of checking irregular attendance and wastage is compulsory education, which is no longer a wholly impossible ideal.

Short duration of school life.

<sup>16</sup> Assam, p. 61.

<sup>17</sup> Burma, p. 83.

<sup>18</sup> United Provinces, p. 83.

Remedies attempted pending compulsion. (a) Reduction in number of classes.

217. Compulsion would also solve the teacher-class question. Some relief can be afforded by a reduction in the number of classes in a primary school. Such relief has been afforded in the Punjab, where the number of classes has been reduced from five to four, so that more attention can now be devoted by the teacher to each class. [Incidentally it is interesting to note that Germany has now adopted a uniform four-year elementary school, the 'Grundschule', as the basis of her educational system.] This process of reduction, however, cannot be carried too far. The feeder preparatory schools, founded under the Piggott system in the United Provinces, did not function as such and it has been found necessary to revert to full primary schools.

(b) Provision of Assistant teachers.

218. The average attendance at a primary school in India (see supplemental table 40) is 40, but this average has been raised by the inclusion of vernacular middle schools in Bombay, and the daily attendance at the great majority of village schools is considerably less. It is impossible, however desirable, to appoint a second teacher in every small school, though this is laid down as the ideal to aim at in the United Provinces and Bihar and Orissa. Ordinarily a second teacher is employed when the enrolment exceeds thirty. Since it is unquestionable that a school of fifty children with two teachers is more than twice as efficient as a school of twenty-five with one teacher, the problem is to raise the enrolment of every primary school till it is entitled to the services of, at least, two teachers. "It is difficult for a teacher working in isolation to resist the insidious temptations of apathy and slackness. A school without a headmaster must lack orderliness and energy."<sup>19</sup> Under a voluntary system an increased enrolment can only be obtained by patient endeavour on the part of teachers and inspecting officers. The danger of expecting too rapid progress is illustrated by the figures of enrolment in the Fyzabad primary school, which have been quoted. For the teacher of the aided school there is no pecuniary inducement to secure the help of an assistant. Indeed, one inspector in Bihar and Orissa mentions that he has often seen "40 or 50 boys attending the school, but only 30 actually on the roll, the object being to prevent the appointment of a second teacher and so secure all the fees for one man."<sup>20</sup>

Cost to parent of primary education.

219. It is often asked why compulsion or earnest endeavour on the part of the teacher should be needed to induce village parents to send their children to school. The cost is apparently negligible since the average annual fee for each pupil is only 13 annas 7 pies and the advantage to a boy to be able to read and write should be obvious. But, in the first place,

<sup>19</sup> Punjab, p. 95.

<sup>20</sup> Bihar and Orissa, p. 75.

the cost is not quite so small as would appear from the fee rates; school books and material must be bought. In pre-war days I worked out the cost per head of providing free books, slates, etc., to all the boys in a four class primary school; the result of the calculation was about Rs. 3 a year for each pupil, and in this case the teacher would have been responsible for the custody and preservation of the material. The life of a school book in the hands of a small village boy is brief. Even in Assam where primary education is free "estimates of the whole cost, including clothing and umbrellas, rise from Rs. 25 to Rs. 50, and even if these latter estimates are excessive yet being halved they still offer a formidable barrier."<sup>21</sup>

220. Again supposing that times are good and the cost is no deterrent it is not safe to say either that, if a boy is sent to school, he will, within a reasonable time, learn to read and write, or that, if he did so, the advantage would be obvious to his parents. Stagnation  
in lower  
classes.

The figures in General Table X show that of a total attendance at schools and colleges in India of 7,594,000 no less than 4,898,000 are reading in the infant and first classes (which in some provinces are synonymous). The foundations appear excessive for the superstructure, but they are laid in part on a shifting sand of casual attendance, in part on a stagnant morass of neglected ignorance. Even after allowance is made for negligent or improper registration, for the use of the infant classes as a crèche to keep small children out of mischief and for natural wastage owing to premature withdrawals, there is no doubt that the smaller children receive but indifferent attention, and that many *bonâ fide* and willing scholars spend an unnecessarily long time in acquiring the rudiments. I once found a small schoolboy of average intelligence wearing on his single garment a commemorative medal, which he had received in school two years before; he had not yet mastered the alphabet. The subordinate inspecting staff of the Education Department wage a constant war on what they term 'undue stagnation', but in the ordinary conditions of a single teacher primary school stagnation is, to a large extent, inevitable. [It is estimated that in Bombay about 38 per cent. of the pupils in the infant class stagnate there and that of the pupils admitted to that class only some 18 per cent. actually pass the 4th standard.]

221. Inevitable also under a voluntary system is casual attendance. "The excuses presented by the schoolmaster for low attendance are valid enough, in moderation. In the rainy Casual  
attendance  
due to climate  
and epide-  
mics and

<sup>21</sup> Assam, p. 64.

numerous  
festivals.

season communication is interrupted and the actual days of downpour may be counted as '*dies non.*' During the month that follows malaria is prevalent and throughout the cold weather it is sporadic and spasmodic. Influenza and plague may be epidemic in any year and usually cease about the time, in the early hot season, when cholera is due. Then there are the days of preparation for fast and feast and the days of recovery from them, the harvests long drawn out and the marriage festivals in carefully planned succession. A skilful scholar could, with the help of a complacent teacher, almost fill out his year. Yet the cogency of these excuses is invalidated by actual attendance in the last year of a middle school course, when urgent private affairs are found to give way to the demands of the vernacular final examination."<sup>22</sup>

Cause of  
small attend-  
ance of sons  
of agricul-  
turists.

222. It is often stated that the agriculturist needs the help of his boys in farm work, and cannot for this reason afford to send them to school. This can hardly be true of children under eight years of age whose presence at home must be less of a help than a hindrance. It is also true to a very limited extent of older boys of primary school age. During the year 1920-21 enquiries were made in 49 villages of Bihar and Orissa containing 9,491 boys between the ages of 5 and 16. Of these boys 2,467 were at school and 7,024 were not. Of the boys not at school, 46.03 per cent. were stated to be kept away by poverty, 33.78 per cent. because they were required to earn a living, 17.58 per cent. owing to unwillingness or indifference on the part of their parents, and 2.61 per cent. owing to the absence of further educational facilities locally. The percentage required to earn a living would undoubtedly have been very much lower had the maximum age been reduced to eleven, the maximum fixed under compulsory education acts.

Experiments  
to attract the  
agriculturists.  
(a) Half-time  
schools.

223. To attract this class of absentee two experiments have been made, the holding of half-time schools and the granting of holidays at harvest times and at other seasons when agricultural work is heavy. The half-time system met with a certain success for a time in the Allahabad district, but this success is now attributed to the personal influence of its originator. With his transfer to another station it has fallen into desuetude. Attempts elsewhere have met with even less success. The Chairman of the District Board, Pilibhit, says "Parents expressed their opinion of the value of the half-time system by simply withdrawing their boys."<sup>23</sup> Belief in this experiment dies hard, and it is still being tried in the United Provinces and the Central Provinces. The Inspector

<sup>22</sup> United Provs., pp. 83-84.

<sup>23</sup> United Provs., p. 83.



of Schools, Berar, reports that "the scheme however is unpopular with the teachers, the parents and the children, and it is yet too early to gauge the result of the experiment as a means of economising staffs and funds or of increasing the number of pupils."<sup>24</sup>

224. Of the harvest holidays the Inspector, Fyzabad, reports "Harvest holidays have been given in Bahraich and Sultanpur up to the present year; in other districts they have been discontinued because of their unpopularity. The Deputy Inspector of Fyzabad says that the boys and teachers do not work so much as is supposed in the fields. In Sultanpur the return to the June holidays is solicited. I imagine that the presence of the children at marriage ceremonies is more imperative than their presence in the harvest fields."<sup>25</sup>

225. Another method advocated for removing the agriculturist's prejudice against school is the ruralisation of the school curriculum. For example, attempts have been made to awaken interest in the school garden. In Bombay a course in nature study and school gardening is now followed in schools which have the necessary facilities. In the Central Provinces an officer of the Agricultural Department was lent to the Education Department for the special purpose of advising it on the adaptation of village schools to rural needs. "The immediate aim was to connect the school gardens more closely with the instruction given in the village schools, and to make work in these gardens a means of keeping pupils in touch with agricultural surroundings."<sup>26</sup> Attempts have also been made to give definite instruction in practical agriculture in village schools in the Central Provinces. School gardens have received considerable attention in the United Provinces. Occasional success is reported, but "there is little doubt that the boards generally speaking are indifferent to school gardening. Teachers as a class are not interested in the growing of flowers, vegetable or crops, and have little or no knowledge of how to use the school garden for lessons in nature study. They are always ready to justify their indifference by a variety of excuses such as lack of water, insecurity of the plots from raids by goats, cattle and other animals, and so on."<sup>27</sup> In Madras a committee appointed by the Government to deal with rural education reported in 1919 and recommended the inclusion of compulsory nature study in the scheme of studies for the elementary school. Special text books on the subject were prepared. The inclusion of practical agricultural teaching in primary schools was definitely rejected by

<sup>24</sup> Central Provs., p. 34.

<sup>25</sup> United Provs., p. 95.

<sup>26</sup> Central Provs., p. 36.

<sup>27</sup> United Provinces, p. 91.

the Punjab Committee on agricultural education in the light of experience both in this and other countries.

What the agriculturist understands by education.

226. There is much to be said on educational grounds for the adaptation of school text books to the environment. "At present the boy in Bombay City and the boy who had never been outside his native village read the same books, work the same examples in Arithmetic and so on."<sup>28</sup> But it is a mistake to suppose that any steps to ruralise the curriculum will appeal to the rural parent. I have when inspecting received complaints from villagers that the school readers dealt with the doings of dogs and crows and such common things instead of containing instruction in religion and morals. The introduction of practical subjects in the primary course, even if the teachers had the ability or the leisure to teach them, would certainly not meet with the parents' approval. The following remarks from a report on village education in India made by a commission appointed by the National Missionary Council are very pertinent:—"The child is taken away after a year or two, the ostensible reason is that he must bring grist to the mill, but if a parent were convinced that education was something worth having he would, in many cases, find means of overcoming the economic difficulties. Regarding this, however, there is a good deal of misunderstanding. It is often assumed that the education given in a village school is despised because it is not practical enough. In many cases, however, the parent's objection is just the opposite. He has no desire to have his son taught agriculture, partly because he thinks he knows far more about that than the teacher, but still more because his ambition is that his boy should become a teacher or clerk." "The solution which is so frequently put forward of popularising schools by adapting rural education to rural needs has little or no meaning in the absence of an agreement as to rural needs between the rustic and the reformer. The reformer has in mind the introduction of utilitarian studies such as agriculture into the village school course. The rustic sends his child to school to learn to read and write. He has no doubt of the fact that the village *guru* knows less of agriculture than he does himself and that what the boy needs in the matter of agricultural knowledge he can learn by doing in the fields. It is a view altogether sensible; and some sympathy may be felt for the parents in one backward area who went so far as to beat the *guru* for setting their boys to work in the school garden."<sup>29</sup>

227. A subject which is far more likely to attract pupils to primary schools is English. The teaching of English in primary classes is permitted in Madras, Bengal, Bihar and

<sup>28</sup> Bombay report.

<sup>29</sup> Assam, pp. 64-65.

The attraction of English in Primary Schools.

Orissa, and in the higher or secondary classes in Bombay. The English teaching in most primary schools cannot be of a high quality. The stage at which it should be introduced is discussed in paragraphs 161 and 491. In Burma, where the teaching of English has been a special feature of primary education, English reading and writing have been excluded from the two lower classes on purely educational grounds (*i.e.*, desirability of systematic oral work in the earlier stages of learning a foreign language; objections to learning two scripts simultaneously; the desirability of learning to read and write the vernacular as thoroughly and as early as possible; etc.).

228. The problem of primary education in urban areas is largely social and economic. The great majority of town boys of the better class already attend school. If boys of lower classes and castes are to be encouraged to come to school large sums must be spent on school accommodation, and this expenditure must be met by the well-to-do or better class citizens. If they are prepared to meet it, there is room still for great educational expansion in towns even without resort to compulsion. Conclusion.

229. It is otherwise in rural areas to which ninety per cent. of the population belong. There is little to be said for opening schools to which parents will not send their children. The only cure for the indifference of agriculturists to education is, as pointed out by Mr. Anderson, vigorous propaganda accompanied by marked improvement in the efficiency of the village school. In any case, a voluntary system must be extravagant and ineffective. Mr. Anderson, while admitting that the poverty of many of the parents, the impossibility of employing women as teachers in boys' schools and caste differences present great obstacles, yet makes a vigorous plea for the gradual introduction of compulsory education in rural areas. I close with two words of encouragement from Bengal and Assam the more welcome in that these provinces would seem to have small cause for optimism. "At present it is probable that with all the attendant evils, which have been pointed out *ad nauseam* for the last twenty years, the system, even with its misdirected effort and its overlapping and rivalries of neighbouring schools, does give to a certain proportion of the population a certain degree of literacy at an extraordinarily cheap rate. The total cost of educating a boy for five years in a primary school is Rs. 20. What is given in return may not be the best of its kind, but considering its price, the marvel is that it should be so good."<sup>30</sup> "There is no school, however stubborn in its illiteracy, which does not

<sup>30</sup> Bengal, p. 40.

convey some message of hope. The most backward are the outposts of progress."<sup>31</sup>

#### *Adult Education.*

230. The question of adult education began to engage public attention towards the close of the period under review, interest in it being stimulated by discussions on the franchise. It is probable that the present quinquennium will have a considerable advance to record. During the last this much can be said that in some provinces the question received serious consideration and that a few organised experiments were made.

United  
Provinces.

231. In the United Provinces the local Government in 1921 offered a subsidy to six municipalities for the development of a system of night schools for adults. Bareilly now reports reasonable success, twelve schools with 475 pupils, and Lucknow has had four schools. Benares and Agra confessed to failure. Except in the Bareilly district night schools have not succeeded in rural areas in the United Provinces.

Punjab.

232. In the Punjab, on the other hand, over a hundred night schools have been opened mostly in rural areas and mostly under the auspices of the Co-operative Credit Societies. "One of these societies has gone so far as to resolve that any member who remains illiterate at the end of two years will be turned out of the society. Another society has made education compulsory for the sons of its members."<sup>32</sup> In all there are 1,783 students attending these schools. The average attendance is high and progress is said to be good. The age of members is usually from 18 to 60 years. In more than one school father and son read together. Reading and writing are taught. The teacher is sometimes the local school teacher, sometimes a literate cultivator. A small honorarium is contributed by the local Credit Society or from tuition fees. In some cases grants have been sanctioned by district boards. There would be more schools were good teachers more readily available. The need for suitable primers for adults is noted.

Bombay.

233. Bombay reports a similar development. There are 37 schools maintained from funds placed by the late Sir V. D. Thackersey, at the disposal of the Central Co-operative Institute, Bombay. The schools are controlled by the Education Department and have special inspectors to look after them. These Bombay night schools are circulating schools stationed at each centre for two years. Each class is open for two hours daily, except on Sundays and public holidays. Generally the local board buildings are used and the local board teacher.

<sup>31</sup> Assam, p. 64.

<sup>32</sup> Punjab, p. 97.

To claim a school an attendance of at least 20 pupils between the ages of 16 and 40 must be guaranteed, who are members of a co-operative society or children of such members. The course includes grounding in the three R's and elementary knowledge of co-operative accountancy. There are examinations at the end of each year and rewards are given to successful candidates. It is hoped to develop village libraries in connection with these schools.

234. In the Central Provinces the number of pupils in night schools rose from 500 to 1,400. 800 of these attend seven schools financed by the Manager of the Empress Mills and run by the Y. M. C. A. for the benefit of the employees in the Mills and members of the depressed classes. Central Provinces.

235. In Bengal there are 1,500 schools classed as night schools but they are ordinary primary schools held outside the usual school hours. There are in addition 100 continuation schools with three thousand pupils which are intended to carry on the education of those who have passed the primary standard. There are also forty schools for adults run by co-operative societies. Bengal.

236. The number of night schools in the Madras Presidency rose from 707 to 2,456, with a corresponding increase in enrolment from 17,606 to 58,233. "Steps were taken to prevent the recognition of schools as night schools which contained only children and which might well be considered as ordinary elementary schools. Work in night schools continues to be largely experimental, and amongst the problems engaging the attention of the department are the effective supervision of managements, the framing of suitable curricula, the question of seasonal schools, for example for agricultural labourers, and the prevention of over-lapping with day elementary schools."<sup>35</sup> Madras.

---

<sup>35</sup> Madras, p. 35.

## CHAPTER VI.

## EDUCATION OF INDIAN GIRLS AND WOMEN.

*Institutions for females.*

Statistics.

	Year.	Arts Colleges.	High Schools.	Middle Schools.	Primary Schools.	Special Schools and Colleges.	TOTAL.
Institutions for Girls.	1916-17	8	81	446	18,077	512	19,124
	1921-22	12	120	548	22,579	258	23,617
	Increase or decrease	+4	+39	+102	+4,502	-254	+4,393
Female Scholars in Girls and Boys Schools.	1916-17	493	15,571	69,887	1,033,574	16,535	1,136,010
	1921-22	881	26,239	85,247	1,195,967	10,980	1,319,214
	Increase or decrease	+388	+10,668	+15,410	+162,393	-5,655	+183,204

N.B.—The statistics of European schools and scholars are not included in this table.

237. Although there has been an increase of nearly two hundred thousand in the number of girls attending school, yet the total attendance of one million three hundred thousand is a mere fraction of the millions of women in India who remain illiterate. A circular addressed by the Government of India to local Governments in 1919 pointed out that only 0·9 of the Hindu female population and 1·1 of the Muhammadan was under instruction, while among Europeans and Anglo-Indians, Indian Christians and Parsis the percentages were 23, 8·3 and 14·6, respectively. The circular reviewed the situation and suggested lines of development.

Obstacles to women's education.

238. It is difficult to exaggerate the obstacles to the progress of women's education in India. All the influences, which operate against the spread of education amongst boys—the conservatism and prejudice of the people, the remoteness of the advantages accruing from education, the indifferent quality of the education offered and its cost—all gain added strength in opposing the education of girls.<sup>1</sup>

Conservatism and prejudice are reinforced by the *pardah* system and the custom of early marriage which, even when a parent is so far emancipated as to send his daughter to school, result in her withdrawal before she reaches the stage of literacy. If the advantages to his son of a school education

<sup>1</sup> Assam, p. 83.

Fig. 6.

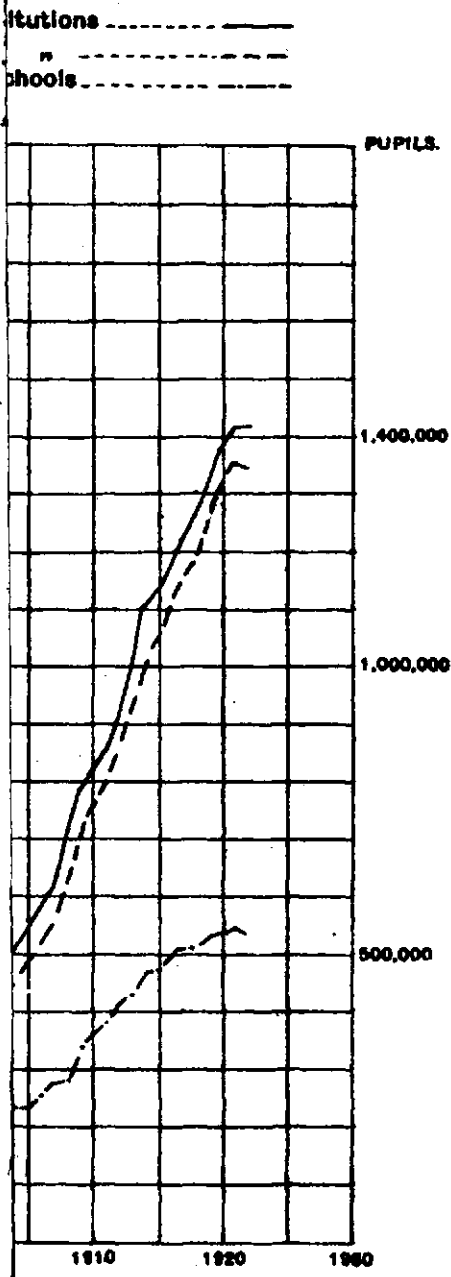


FIG. 5.

DIRECT EXPENDITURE ON INSTITUTIONS FOR GIRLS.

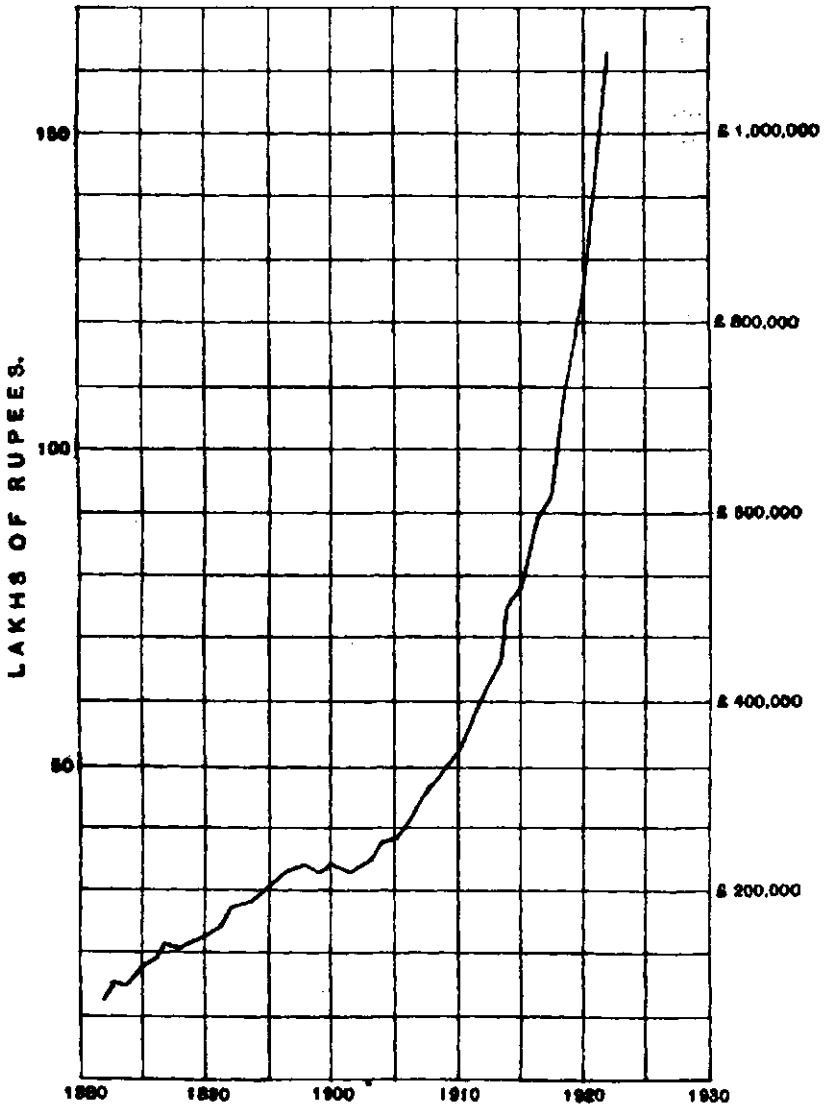
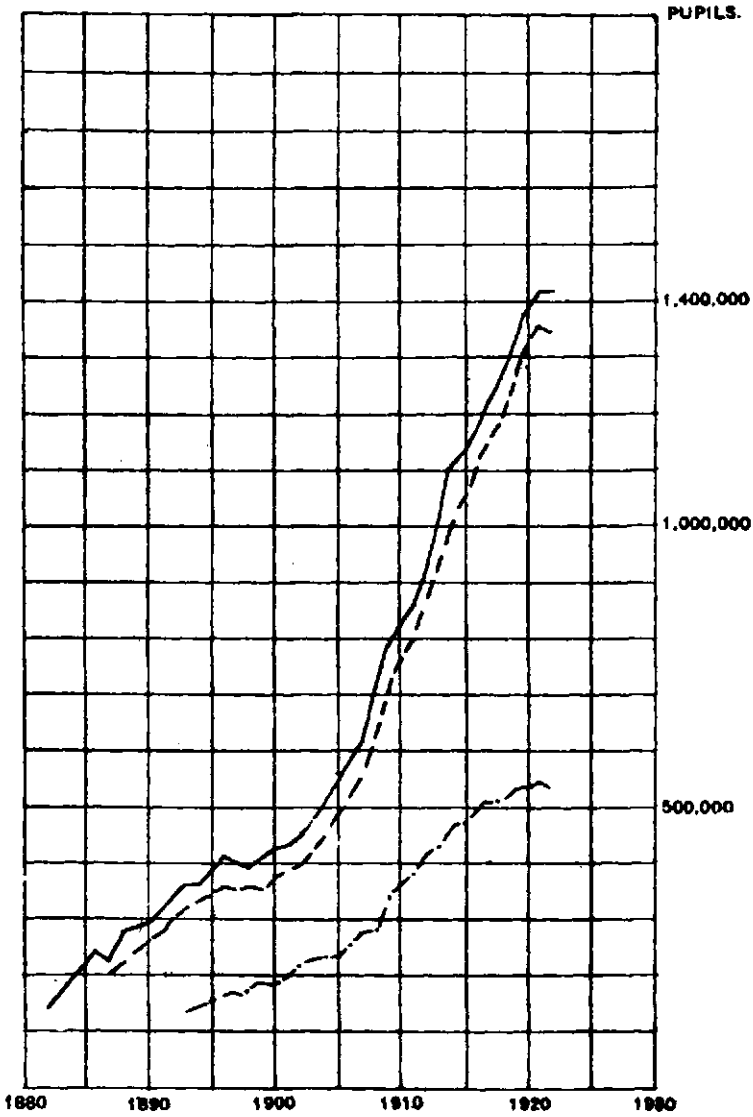




FIG. 6.

Girls in all Institutions .....  
" Public " .....  
Girls in Boys' Schools .....



are not obvious to the Indian agriculturist, still less reason is there in his eyes for the education of his daughter. The village primary school for boys may have its weak points but it is a model of efficiency when compared with the average primary school for girls. Finally, the cost of providing girls' schools adds one more to the financial problems of local governments and local bodies, who already find their resources inadequate to meet the claims of the other sex for education.

239. Of these adverse factors much has been written in the past and it would be a disheartening task to elaborate their importance. It will be more profitable to turn to the other side of the picture and to describe in this review the various measures that have been taken in recent years to overcome or weaken their force.

240. An attempt to evade the prejudice of the Indian parent against sending his girl to school by bringing the school to the home may be dismissed in a few words. The *zenana* system has been most widely tried in Bengal and Assam. But "there seems to be a consensus of opinion that the results of *zenana* education are not proportionate to the expenditure of public funds. The system makes little progress, very largely because the house-to-house visits, favoured by the women themselves and their relatives, are not conducive to economy of effort. Again, the standard reached by the pupils is very low which is natural when it is realised that few of the teachers can teach beyond the lower primary standard."<sup>2</sup> It has met with some small success in Sylhet but it "deserves little or no consideration as a claimant upon public funds. It may be left to private agencies to develop the experiment or to leave it alone."<sup>3</sup>

241. Before attempting to combat the more indefinite opposition of conservatism and prejudice it is necessary to remove any genuine causes of mistrust. Except in some of the larger centres in Bombay and in a few special areas, such as the hill districts of Assam, there is a not unreasonable dislike for co-education. In the Punjab it can hardly be said to have obtained a foot-hold. In the United Provinces girls over ten are not admitted to boys' schools. In Bengal there is still a system by which girls "in the remoter districts unprovided with a girls' school come to the boys' school, or the *Pandit* of the boys' school holds, or is supposed to hold, separate classes before or after ordinary school hours, receiving in either case extra remuneration."<sup>4</sup> Even in Burma, where co-education has been the traditional system in non-monastic schools and where monastic schools have recently been

<sup>2</sup> Bengal, p. 66.

<sup>3</sup> Assam, p. 87.

<sup>4</sup> Bengal, p. 65.

receiving an increasing number of girl pupils, there is "a natural and growing distaste of co-education."<sup>5</sup> Hitherto Burmese opinion approved of it only because girls have left school when very young and it has consequently proved an obstacle to an adequate school life for girls.

Obviously, the first step to overcome opposition is to increase the number of girls' schools and so do away with the need for co-education. The figures given at the head of this chapter show that considerable progress has been made in this direction.

(c) The path  
to school;  
conveyances.

242. But the provision of the school is not in itself sufficient; there is in towns the difficult question of transit from home to school. Special attendants are required to convoy the girls to school and home again after the day's work. In connection with the larger schools conveyances are maintained to transport the girls backwards and forwards. In Bihar and Orissa "parents throughout the province and especially in towns do not care to let their children walk to school and usually expect the necessary conveyances to be provided free of charge, or at any rate at a very small cost, by the school authorities. Inspectresses complain that many parents object to paying even a small conveyance fee of Re. 1 and that those possessing conveyances of their own make use of the school bus, for which they have only a small fee to pay. The co-operation of the richer parents in this matter would be a great help; the number of conveyances which a school can provide is not unlimited and at the Bankipore girls' school, for instance, want of room in the conveyances is keeping down the roll number; if parents, who can afford to do so, would make their own arrangements many poorer children would be able to come to school."<sup>6</sup>

(d) Girls' education in general; propaganda.

243. The removal of these obstacles to attendance will have little effect so long as, in the words of one deputy inspector, "female education is carried on in response to a demand that does not exist."<sup>7</sup> Such a demand can only be created by vigorous propaganda. But the agencies for propaganda are few and their operation limited. Encouragement by a local official may have a pronounced effect on the attendance of girls in a particular area, but only too often with the transfer of the official this effect wears off. The male inspecting staff of the Education Department is very fully occupied with its own duties in connection with boys' schools. The female inspecting staff is quite inadequate for the ordinary duties of inspection. Of this I have written elsewhere (paragraph 64). Small though their number is the influence of inspectresses.

<sup>5</sup> Burma, p. 59.

<sup>6</sup> Bihar and Orissa, p. 105.

<sup>7</sup> Indian Education in 1919-20, p. 17.

and assistant inspectresses, not only in attracting girls to existing schools but also in creating a demand for new schools, is a most important factor in the spread of education amongst women. In this work they have received particular assistance from missionary bodies, both European (including American) and Indian. For example, in recent years, valuable work has been done in some provinces by associations such as the Seva Sadan Society, the Arya Samaj, the Dev Samaj and the Khalsa Diwan. The following statement shows the work of English and American Missions for women.

*Institutions for females maintained by Missions, 1921-22.*

Christian Missions for women.

	Arts Colleges.	Secondary Schools.	Primary Schools.	Special Schools and Colleges.	TOTAL.
Institutions . . . .	10	303	1,200	131	1,644
Scholars . . . . .	660	40,724	85,194	4,809	1,31,387

*N.B.*—The statistics of certain mission institutions for European girls are included in this table.

244. As a result largely of the efforts of these various agencies it is reported that “Indian public opinion is slowly changing from its former attitude of positive dislike to the education of women and is progressing through apathy to cordial co-operation.”<sup>8</sup> “Even in villages and outlying districts the former indifference or even antagonistic attitude towards the improvement of the intelligence and status of women is passing away.”<sup>9</sup> “Even social barriers of age and early marriage are being relaxed to enable girls to receive primary and secondary education.”<sup>10</sup>

245. There is the greater cause for gratification in this development because the utilitarian motive, which admittedly influences most parents to send their boys to school, has very small force in supporting education for girls. In the higher walks of life education has some value in the marriage market. “Educated men desire educated wives for their sons and presumably educate their daughters with the same object in view, but they generally withdraw them from school on any manifestation of a desire to adopt a profession or to push education to any length which might interfere with or delay marriage.”<sup>11</sup> “Even those parents who are not averse to their daughters’ Education for marriage.”

<sup>8</sup> Bengal, p. 60.

<sup>9</sup> Punjab, p. 128.

<sup>10</sup> Bombay report.

<sup>11</sup> Central Provinces, p. 61.

being literate consider that the primary course is sufficient and that after its completion girls are too old to be away from their homes."<sup>12</sup> "The demand for female education among higher caste Hindus and even among Muhammadans has been on the increase from year to year. People do not educate their daughters in order to qualify them for employment. They send their girls to school in order to enable themselves to marry them better and occasionally on easier terms. But as soon as a suitable bridegroom is available the girl is at once placed in the seclusion of the *purdah*."<sup>13</sup> In Bombay it is stated that "with the progress of education the limit of age for marriage has increased, specially among girls belonging to the high caste Hindus."<sup>14</sup>

Education  
for employ-  
ment.

246. The advantages of education as an aid to successful marriage cannot influence the parents of the poorer classes. They are on the other hand less averse to the employment of their daughters in independent occupations. The number of girls being trained as teachers for primary schools has increased from 2,757 to 4,391. "The girls themselves are eager to go to school and anxious to become teachers."<sup>15</sup> There is also a small number of successful industrial schools for girls. In Madras and the Punjab, for example, there are schools in which girls are taught embroidery and lace making while spinning has recently come into favour. In Bombay there are mission institutes at Karachi and Sukkur doing good work, and five aided industrial institutes run by philanthropic Indian gentlemen for widows and deserted wives. The women receive stipends of Rs. 8 or Rs. 10 per mensem; the schools aim at meeting much of their expenses by the sale of their work. There have also been instituted in some provinces small scholarships for the daughters of *dais* (mid-wives) in order to attract them to school in the hope that when they are old enough to enter their hereditary profession they may also be sufficiently educated and intelligent to receive some professional instruction.

247. But the number of girls who enter school with a view to such vocational and technical training is very small. The majority of the girls who attend school are probably sent in the first instance, just as many small boys are sent, in order to keep them out of mischief at home. This presumption is supported by the statistics given in General tables V and V-A which show that no less than 88 per cent. of the girls at school are in the lower primary stage, and of these 40 per cent. or half a million (out of a total attendance of a million and a half) are returned as 'not reading printed books.'

<sup>12</sup> United Provinces, p. 120.

<sup>13</sup> Assam, p. 87.

<sup>14</sup> Bombay report.

<sup>15</sup> Punjab, p. 129.

248. The number of parents who are ready to see the cultural advantages of a general education is undoubtedly on the increase, but as in the case of boys' education the majority still question the value of the subjects taught. If, they argue, the destiny of every girl in this country is marriage, then the function of the school should be to prepare girls directly for domestic duties. Make the education in girls' schools of practical value and more girls would come to school and more would stay longer at school. One local body in Assam went so far as to suggest that schools should not bother about literacy but should confine themselves to instruction in domestic economy. The school of thought typified by this local board exercises a wide influence. It is unnecessary to point out its limitations. Even if the disadvantages of illiterate parenthood, which it ignores, are left out of account, the practical difficulties in the way of introducing a 'domestic' curriculum in girls' primary schools are insurmountable. The ordinary country parent has little use for lessons in agriculture given to boys by the village school master; what value would he or she attach to lessons in cookery and the care of the home given by a girl fresh from a normal school or by the village pandit? The introduction of such a curriculum would certainly not attract pupils to school. "Girls have so few years of school, public opinion is so uncertain as to what their education should include, and teachers with a wide range of capacity are so few that it is for consideration whether schools should not within generous limits be permitted to decide their own curricula with reference to local opinion and the capacity of the teachers available, subject always to the one condition that the chief subject shall be the girl's own language, literature and traditions."<sup>16</sup> An example of the influence of local opinion is the importance attached in the Punjab to religious instruction: local bodies have been encouraged to start denominational schools for girls. One practical subject—needlework—is taught in nearly all girls' schools. In Bengal where many of the schools are in charge of men a system of peripatetic instructors has been introduced which is working very well.

249. It is when the middle stage is reached and the employment of specialist teachers is possible that the question of devising a suitable curriculum for girls' schools assumes practical importance. It has given rise to a great deal of controversy. "Opinions invited by a notification in the Assam Gazette elicited a list of no fewer than forty-two subjects which ought to be included in the curriculum, including botany, eugenics, cooking, physiology, nursing, midwifery, *mushtiyoga* (the science of simples), music, scientific bee-keep-

<sup>16</sup> Bengal, p. 65.

ing and the rearing of silk-worms."<sup>17</sup> In the United Provinces the department framed in 1918-19 an alternative curriculum for middle schools, designed to meet the needs of girls who do not wish to proceed to the high stage. "It is found more suitable than the old curriculum and the emphasis laid on domestic science finds favour with girls and parents."<sup>18</sup> In high schools "the curriculum for girls who read up to the Matriculation or School-leaving examinations is identical with that for boys save that sewing is compulsory up to class V, and domestic science an alternative subject afterwards."<sup>19</sup> In Madras, the Punjab and elsewhere where a school leaving certificate examination is in existence subjects such as physiology, hygiene and domestic economy are included as optional subjects for girls. The position is less happy where the end of the high school course is the matriculation. In the Central Provinces "little, if anything, has been done towards the originally contemplated bifurcation of studies—that is, the institution of a purely domestic side to the high school education for such girls as do not contemplate matriculation."<sup>20</sup> Cost and difficulties of staffing have stood in the way. In Bengal "the quinquennium has seen the failure of an experiment made after much anxious thought and careful preparation. The matriculation examination has long conditioned the curriculum and methods of secondary schools, even those for girls. It is unnecessary to labour here the peculiarly inappropriate nature of such a course, but some idea of its futility may be gathered from the fact that in an average year of the quinquennium 1912-17 there were some 2,700 girls in high schools; these girls were all being taught according to a curriculum laid down for an examination which in 1916, 65 girls passed, of whom only half proceeded to a higher university examination. To remove this anomaly, Miss Brock endeavoured to concentrate in one or two schools all preparation for the matriculation examination, thus leaving other schools to give a more fitting education to their girls which should include hygiene, nursing, needle-work, cookery and domestic science. The missionary authorities keenly appreciated the value of the suggested change and joined forces to teach the new curriculum; in each case the experiment was a failure, deplorable indeed, but unavoidable so long as public opinion demands the matriculation examination as a sacrosanct test of the excellence of a high school education. The schools have reverted to their original status as defined by the matriculation course. Thus a well-planned, well-proportioned commonsense scheme has failed because it

High school  
curricula.

Experiment  
in domestic  
science course  
in Bengal.

<sup>17</sup> Assam, p. 89.

<sup>18</sup> United Provs., p. 119.

<sup>19</sup> United Provs., p. 120.

<sup>20</sup> Central Provs., p. 61.

was not in accordance with present opinion."<sup>21</sup> In the last Review an Indian Inspectress from Bengal was quoted as saying that "the people of Bengal seem to appreciate the matriculation certificate more than any useful practical course of studies and the girls set their hearts on passing the matriculation."<sup>22</sup>

250. I have dealt so far with two of the obstacles to the progress of women's education—prejudice and the obscurity of the advantages to be derived from education. I have now to deal with the third obstacle, the very indifferent quality of the education offered, and to show the steps that are being taken to raise the standard of teaching in girls' schools.

251. The first step is to improve the quality of the teachers in primary schools. "No sensible parent will send his girl to school if the teacher is incompetent, but the stipends now given, unsupplemented as they are by the fees which boys' schools produce, are often insufficient to attract competent men and still less can they be expected to attract qualified women."<sup>23</sup> The prejudice against permitting women to enter the teaching, or indeed any, profession has hitherto restricted the number of women teachers so that an inordinate number of girls' primary schools are conducted by men. Young men for obvious reasons are not often employed but cases are reported where "all the girls' schools in the interior have, for want of mistresses, to be given over to junior unwilling male teachers who simply kill time in order to obey orders and as soon as any loophole is found for them they pick it up and run away."<sup>24</sup> Most of the men employed in girls' schools are old pandits and maulvis, often transferred after superannuation from boys' schools. Discipline and organisation may be better in their hands but it is useless to expect them to show much enterprise or life in their work. If the quality of the teaching in girls' primary schools is to be improved it must be through the agency of women teachers, intelligent enough to accept advice from the inspectress and, if possible, trained for the teaching profession. As yet so poor is the quality of the material that the chairman of one district board condemns all the schools in charge of women as without hope, but is more sanguine about a girls' school that is in charge of an old pandit. There are innumerable difficulties in the way of employing women in village schools. "Apart from the paucity of trained teachers there are other deterring considerations. The educated woman is in any case lonely, and if she is in *purdah* away from her family, the loneliness must be beyond description; yet if she is out of *purdah*, she often loses the

The need for better teachers.

Especially women teachers.

<sup>21</sup> Bengal, p. 63.

<sup>22</sup> Sixth Quinquennial Review, p. 179.

<sup>23</sup> Bihar and Orissa, p. 107.

<sup>24</sup> Indian Education in 1917-18, p. 16.



respect that is necessary to win scholars."<sup>25</sup> This is a universal complaint. "In Kyaukse the establishment of an elementary training class for girls two years ago has caused a remarkable increase in the number of girls at school but injudicious appointments of young girls away from their homes have in the same district produced a series of disasters calculated to bring female education into disrepute with respectable villagers."<sup>26</sup> It is indeed a matter for wonder that, in spite of the difficulties of the position and the unkind scandal which the lonely teacher has to face, candidates are still forthcoming in increasing numbers for village teacherships. In the United Provinces the number of women teachers has increased from 2,125 to 2,720 and the number of trained teachers has risen by no less than 64 per cent. In the Punjab the number of Government training schools for women has risen from one with eighty pupils at the beginning of the quinquennium to eight with 320 pupils. This great increase in the output of trained women teachers must in time tell upon the quality of the teaching.

Difficult position of lonely woman teacher in village.

Increase in numbers of trained teachers.

Secondary schools.

252. Of secondary schools the accounts are much more encouraging. An inspectress in Bengal writes:—

"The middle schools are most important for few Hindu or Muhammadan girls study beyond this stage. They now form a distinct class of schools of a superior type, and in almost all of them there are trained and qualified headmistresses, and the majority of the teachers are trained. Very sound education is being given in these institutions, and they are highly appreciated by the people."<sup>27</sup>

The following are extracts from the report of a Bombay Inspectress:—

"In English the direct method (with variations) is used in 90 per cent. of the schools and is popular. The head mistress of one of the largest Hindu Girls' Schools told me that the girls from Standards I to IV invariably complained to her if the teachers spoke Marathi to them during the English period; it is, I think, a distinct gain when the pupils have come to realise that they are studying a living language. I regret to say the ubiquitous *darzi* has not yet been banished from every school, but he is slowly being replaced by women teachers. The chief drawback in employing a *darzi* is that he is afraid that if he teaches the pupils too much his services will be dispensed with, so he does as much as possible himself, with the result that cutting out a garment remains an unsolved mystery to the pupil. Drawing is taught in almost all

<sup>25</sup> United Provs., p. 122.

<sup>26</sup> Burma, p. 59.

<sup>27</sup> Bengal, p. 64.

instances by professionally trained teachers. A special effort has been made in some schools to correlate this subject with embroidery and pupils are encouraged to make or adopt designs for their own purposes."<sup>28</sup>

Similar favourable accounts are received from other provinces. The schools are not affected by the overcrowding and the competition which depreciate the quality of the work in secondary schools for boys.

253. Although the number of girls who proceed beyond the primary stage is still lamentably small, 30,000 in all India out of a possible school-going population of fifteen millions, still it shows an increase of thirty per cent. over the attendance in 1917.

254. When the university stage is reached the assimilation of the courses for boys and girls becomes complete. The colleges for girls in India are few, but they are well staffed and the instruction given in them is of a high standard. Before dealing with the problem of cost as a deterrent to the spread of female education some mention may be made of the more important of them. The Bethune College, Calcutta, founded in 1849, the first Government institution for girls in India, shows an increase in numbers from 78 to 114. The Principal says "the busses are crammed; the hostel is crammed; the lecture rooms are crammed."<sup>29</sup> The Diocesan College, which has had to hire two new outside hostels, is handicapped for lack of funds. On the other hand the Isabella Thoburn College, Lucknow, is splendidly supported by the American Presbyterian and Methodist Episcopal missions, with whose help it is proposed to rebuild it at a cost of six lakhs on a new site. Its enrolment is small and consists almost entirely of Indian Christians drawn from all parts of India. In Madras a large residential block for staff and students was built in the Women's Christian College, and extensive additions were made to Queen Mary's College towards the cost of which the Maharajah of Jeypore contributed one lakh of rupees. There are 35 students at the Kinnird College, Lahore, and a new Government College for women has been opened in this city. The new college includes two high classes as well as two intermediate classes and is thus an institution of the type recommended by the Calcutta University Commission. Provision for science teaching is being arranged, particularly for those girls who desire to proceed to the Lady Hardinge Medical College at Delhi, of which an account is given later.

Colleges for  
Indian  
women.

<sup>28</sup> Bombay report.

<sup>29</sup> Bengal, p. 62.

University  
for Women.

255. The Shrimati N. D. Thackersay University for Women at Poona in the Bombay Presidency, to which reference has already been made in paragraph 103, maintains a college containing some 30 women. Instruction throughout is in the vernacular. The college course extends over three years and is roughly equivalent to the Intermediate standard in some subjects. For admission to the college courses the candidates are required to pass an entrance examination, the standard of which is somewhat lower than that of the school-leaving examination for the purpose of matriculation held by the Joint Examination Board, Bombay. Sanskrit is the only classical language taught, and comparative religion is one of the optional subjects for degree examinations. The college, since its foundation in 1915, has turned out in all 15 graduates. The University also recognises a normal school for the training of mistresses. It is stated that the main underlying principle of the University from its very inception has been to maintain independence in points of framing courses of study and holding examinations. The promoters of the movement realise the importance of Government recognition, but they are not willing to seek it at the expense of their independence.

Committees.

256. Ladies' committees are sometimes formed in connection with girls' schools. They are generally said to be a failure and the ladies have not shown any keen desire to take an active part in the management of schools. There are some exceptions. In the Punjab the Guru Nanak School at Amritsar is managed entirely by ladies so far as the domestic affairs of the school are concerned. The Punjab Association has a committee of ladies and the lady president pays regular visits to the schools. The Hindu Widows' Home at Lahore has several ladies on its committee of management. It is reported from the Central Provinces that the ladies' committees in Yeotmal continue to do good work and that the mixed committee of the Akola middle vernacular school deserves special mention for its sound and helpful suggestions in many trying circumstances and its unflagging interest in the school. It is to be hoped that interest will be gradually aroused among Indian ladies and that they will be able to devote more of their spare time to social work of this kind. The chief difficulty in the successful working of ladies' committees is that very few educated women are available to serve on them and even those who do have had no experience of committee work.

Hindu  
Widows  
Home,  
Lahore.

257. A fine example of private munificence has been afforded by Sir Ganga Ram, C.I.E., C.V.O., who, with assistance from Government, has constructed a stately building for an Industrial Widows' Home in Lahore and provided an endowment for its maintenance. "Those of the widows who

have acquired a satisfactory measure of general education are trained as teachers and use as a practising school the adjoining institution, Lady MacLagan School, which also owes its existence to the same philanthropist. Others of the widows are trained in industrial work. The number of widows in residence exceeds 30, and a bright and useful future is before this institution."<sup>30</sup>

258. Remarkable success has attended the efforts of the Seva Sadan Society at Poona. Its activities are manifold. It has vernacular and English classes, work-room classes, music classes, a college for the training of primary teachers, first aid and home nursing classes, and classes for the training of nurses and midwives with hostels attached to them. It has over one thousand women and girls in its Poona branch in the various departments of whom 190 live in the four hostels. A large number of those who attend the classes are married women of the working class who come in for two or three hours daily in the morning or evening. The institution has branches in Bombay and Satara. Its aim is to "foster among women ideas of social usefulness and national service suited to the requirements of the country."<sup>31</sup> Credit for the wonderful success which it has achieved must largely be ascribed to the Secretary, Mr. G. K. Devadhar, of the Servants of India Society. The institution has no counterpart in any other part of India.

259. Finally there is the question of cost. The following two tables show the advance made during the past five years. It should however be borne in mind that the expenditure given below does not include the sums spent on inspection, scholarships, buildings and other miscellaneous objects for which separate statistics for female education are not available.

(1) *Expenditure on institutions for females, by sources.*

Year.	EXPENDITURE FROM				TOTAL EXPENDITURE.
	Govt. Funds.	Board Funds.	Fees.	Other Sources.	
	Ra.	Ra.	Ra.	Ra.	Ra.
1916-17 . . .	26,19,678	19,82,810	5,33,431	18,87,019	70,22,938
1921-22 . . .	63,51,849	29,81,277	8,97,729	29,02,704	1,31,33,559
Increase . . .	37,32,171	9,98,467	3,64,298	10,15,685	61,10,621

<sup>30</sup> Punjab, p. 130.

<sup>31</sup> Bombay report.

(2) *Expenditure on different classes of institutions for females.*

Year.	EXPENDITURE ON				TOTAL EXPENDITURE.
	Arts Colleges.	Secondary Schools.	Primary Schools.	Special Schools and Colleges.	
1916-17 . . .	1,38,347	20,45,397	40,04,742	8,34,452	70,22,938
1921-22 . . .	2,85,399	37,84,532	73,06,401	17,57,227	1,31,33,559
Increase . . .	1,47,052	17,39,135	33,01,659	9,22,775	61,10,621

*N.B.*—The statistics for European Schools are excluded from these tables.

260. Expenditure on the education of girls has almost doubled. Though an increase is shown under all heads, the most significant is that under the head of local funds. But for a change in accounting in accordance with which Government grants to local bodies, which were formerly classified under local funds, are now shown as expenditure from Government funds, it would be seen that the expenditure by local bodies from their own resources has increased by over 100 per cent. This is partly due, as in the case of boys' schools, to the inevitable rise in teachers' wages. The average annual cost of educating a girl in a high school has increased from Rs. 95 to Rs. 110 and in a primary school from Rs. 7 to Rs. 10. The education of an Indian girl costs the public more than that of a boy, because (a) primary education is nearly always, and secondary education often, free, (b) there are fewer pupils per teacher than in boys' schools, (c) women teachers are actually paid higher wages than men teachers, the exact contrary of the practice in other countries. But even when allowance is made for these factors, the unprecedented increase in local expenditure on girls' schools can only be explained by a very real movement on the part of the public, acting through its representatives, in favour of the education of women.

Progress.

261. The advance made during the quinquennium has not been 'an advance to trumpets,'<sup>52</sup> but it has been a very real advance. There are many signs that public opinion is beginning to realise the weakness of an educational system in which half of the population is allowed to remain illiterate. For years to come progress must be slow. "It would be perfectly easy to multiply schools in which little girls would amuse themselves in preparatory classes, and from which they

<sup>52</sup> Assam, p. 84.

would drift away gradually during the lower primary stage. The statistical result would be impressive, but the educational effect would be *nil* and public money would be indefensibly wasted."<sup>33</sup> One of the chief needs of the present day is so to improve the quality of the work in primary schools that more girls may be enabled and encouraged to proceed to a higher stage of education, eventually to return as teachers to the help of their fellow-country-women. This improvement must be accompanied by persistent but well-considered efforts to overcome the obstructions offered by conservatism and prejudice. In this work the help of the educated women of India would be invaluable, but the co-operation is needed of all who believe that the education of women is essential to national advancement.

---

<sup>33</sup> United Provs. Govt. letter No. 829, dated 19th May 1916, on female education.

## CHAPTER VII.

## PROFESSIONAL EDUCATION.

Scope.

262. Both this and the following chapter deal with vocational education in India. The present chapter describes the training given for the liberal professions, the next chapter training for industry and commerce. (In previous reports such vocational training has been described in chapters entitled "professional education," "technical and industrial education" and "the training of teachers").

Control.

263. Admission to the professions in India is controlled neither by the State as in France, where all university examinations are conducted by Government, nor as in England by professional bodies such as the British Medical Council. In India control is in practice delegated to the universities. A graduate in law, for example, is, subject to certain limitations, entitled to practise within the jurisdiction of those high courts which recognise the degrees of the university from which he graduated. There is, however, no uniformity in the requirements of different universities for their law degrees and Indian law colleges vary from well-founded and well-housed institutions with strong staffs to classes conducted for a few hours a week by part-time lecturers in borrowed premises.

264. The advantages of having some external criterion of the fitness of candidates for professional careers are forcibly illustrated in the section on medical education. Till recent years the British Medical Council had accepted as registrable qualifications the M.B.B.S. degrees awarded by Indian universities. Enquiry has made them attach certain conditions to their recognition of these degrees. The report of the officer who inspected the colleges on behalf of the British Medical Council shows that even where the regulations of the university satisfied the requirements of the Council they were not always enforced. Another instance of variation in professional standards occurs in the section on engineering. Although for purposes of admission to the Indian Service of Engineers the qualifications of the graduates of the Poona Engineering College are treated as equivalent to those of students from Sibpur, Guindy and Roorkee actually students are admitted to the Poona College a year earlier in their educational career and graduate after a shorter course.

Management.

265. It has been explained in the chepter on administration that professional colleges are, with few exceptions, Govern-

ment institutions. The senior members of their staffs are drawn from the Imperial technical services, the junior members from the provincial or subordinate technical services. The first function of the professional colleges is to provide the Indian staff for the technical departments, *e.g.*, the agricultural, the medical and the educational departments. Now that the supply of qualified men exceeds the number that can be absorbed in the public services, the colleges train men for the private practice of their professions. The cost of equipping and staffing such institutions is so great that it is always likely to remain a charge upon government revenues. Law colleges alone are an exception. They are in most cases managed by the universities.

### (I) THE TRAINING OF TEACHERS.

266. In a review on education preparation for the teaching profession claims the first mention. The subject falls naturally under three heads:—

- (i) The training of elementary teachers,
- (ii) The training of secondary teachers, and
- (iii) The training of teachers of special subjects.

In addition some mention must be made of the training of women teachers for girls' schools and of teachers for European schools.

#### (a) *Elementary teachers.*

267. The importance of training elementary teachers was early recognised in India, and every province makes a large provision for this purpose. But any generalisations about the number of trained elementary teachers in India and the percentage which they bear to the total number of teachers are misleading. The different provinces vary widely in the qualifications required of the candidates for training, the character of the institutions in which the training is given and the length of the training courses. The term 'trained teacher' consequently has a very uncertain significance.

268. The rapid increase in the number of primary schools during the last ten years (from 123,578 to 160,072) has made acute the problem of maintaining an adequate supply of trained teachers. It is satisfactory to find that most provinces have not hesitated to face this problem and have actually succeeded in keeping pace with the demand by increasing the facilities for training. If we leave out of account for a moment the



varying significance of the term 'trained teacher' the present position is as follows:—

*Training schools for masters.*

Statistics.

Province.	Institutions.	Scholars.	Female Scholars included in previous column.
Madras . . . . .	130	7,258	58
Bombay . . . . .	23	2,083	14
Bengal . . . . .	108	2,516	--
United Provinces . . . . .	440	3,793	--
Punjab . . . . .	18	1,472	--
Burma . . . . .	52	963	155
Bihar and Orissa . . . . .	127	2,703	--
Central Provinces and Berar . . . . .	12	1,421	--
Assam . . . . .	8	363	--
North-West Frontier Province . . . . .	4	96	--
Minor Administrations . . . . .	4	116	12
India . . . . .	1921-22	926	22,774
	1916-17	690	15,980

The difficulty of keeping pace with the demand has naturally been greatest in provinces where the supply has always been inadequate to meet the loss by wastage and in provinces where the need for improving the system of training has been no less urgent than the need for expansion.

Bengal.

269. In Bengal, the percentage of trained teachers in primary schools has risen from 15·7 to 22·0. In this province reliance has been placed in the past on guru-training and muallim-training schools, the former training teachers for primary schools and the latter for maktabas. "By holding out the bribe of a stipend, and perhaps by the use of some thinly-veiled compulsion, there are gathered into the guru-training schools a number of teachers whose knowledge of the subjects they teach is little above that of the unfortunate taught. Here they attempt, in one year or in two, to go

through the whole upper primary or middle vernacular course with a top-dressing of the Art and Theory of Teaching super-added. There are no foundations on which to build, so that it is not surprising, to quote the Inspector, Dacca Division, that 'the actual work done by the trained teachers in primary schools is cruelly disappointing.'<sup>1</sup> It is in fact a misnomer to class the ordinary product of the guru-training school under the head of "trained." To undergo training implies the acquisition of professional and technical skill. "Training as interpreted in relation to primary education in Bengal is merely a despairing attempt to supply by special means some part of what is wanting in the teachers' general equipment."<sup>2</sup> Progress has, however, been made with the system of concentration described in the last Quinquennial Review. While the number of guru-training schools and muallim schools has been reduced from 118 to 102, there are now 22 training schools of an improved type in existence. These new schools have classrooms and hostels for 40 students and cost about Rs. 50,000 each to build. They have a complete course of training for one year and a staff of one teacher in the Subordinate Service on about Rs. 100 per mensem and two in the Vernacular Service. The number of students under training in Bengal has remained nearly constant at about 2,500; and in view of the description given of the guru-training schools it is clear that for some time to come expenditure must be devoted rather to improving the quality of the training given than to enlarging the output.

270. In Bihar and Orissa, where reliance has also been placed upon guru-training schools, an attempt has been made to improve the quality of the teachers trained by demanding higher initial qualifications of the candidates. In 1918 orders were issued that preference should be given to those possessing "middle pass" qualifications. Middle passed students have a one-year course of training while those with lower qualifications have a two years' course. Unfortunately the supply of candidates with middle qualifications has not proved equal to the demand and the admission of students requiring a two years' course will result in slowing down the output of trained teachers besides lowering its quality. It was calculated in 1917 that the annual output of trained teachers required for primary schools was 2,108. There are now 119 schools each capable of holding 20 students. The supply therefore should be sufficient for the demand if there were a sufficient supply of one-year students and if there were no extraordinary wastage. The wastage among trained teachers is, however,

Bihar and  
Orissa.

<sup>1</sup> Bengal, p. 45.

<sup>2</sup> Bengal, p. 45.

very great. Although 6,453 teachers were trained during the quinquennium the total increase in trained teachers in employ has only been 3,943. This indicates that the profession is not properly paid and that other walks of life are proving more attractive. The head teachers of the training schools were included in the Vernacular Service in 1917 and the staff of each school increased to four. The question of concentrating the schools and improving the quality of the staff is under consideration.

**Madras.**

271. In Madras there are 58 Government training schools for elementary teachers and 20 aided training schools. The schools are divided into two departments—higher elementary and lower elementary: some of them contain only the latter. The qualifications for admission to the higher department are equivalent to a pass in the vernacular middle examination and to the lower department the completion of the upper primary course. Both in the higher and lower elementary departments the course is one of two years. During the quinquennium the admission of lower elementary teachers to training schools has been discouraged, exceptions being made in the case of teachers from backward and depressed classes. At the same time the number of teachers under training has increased from 3,940 to 6,484.

**Bombay.**

272. In Bombay the training of teachers for primary schools (the more advanced of which correspond to vernacular middle schools elsewhere) is conducted in vernacular training colleges and training schools. The former teach a full three years' course; the latter a one or two years' course. For financial reasons it has been necessary to increase the output of first year students from training colleges and to restrict the number of third year students. For admission to a training college or school a candidate must have passed the vernacular final examination. An inferior type of institution, the District Normal class, was abolished in 1918. Twenty training schools were opened during the quinquennium but six of these have since been closed. The schools have been hitherto staffed by secondary teachers and a number of unnecessary subjects such as Sanskrit and Algebra were included in the curriculum. These subjects have now been eliminated, and it is proposed to recruit the staff from men who have served in the inspecting line. There were 2,069 men under training in 1922.

**The United Provinces.**

273. In the United Provinces primary teachers are trained in classes attached to middle schools, each class containing some eight students. Admission is limited to candidates who have passed the vernacular middle examination; the course is of one year's duration. A special instructor is attached to the school to hold charge of the training class. The number of

classes has increased during the quinquennium from 267 to 433 and of students from 1,809 to 3,203. There are obvious disadvantages in relying on small training classes under ill-paid instructors which can only be inspected by the district inspecting staff many of whom have had no training themselves. The Cawnpore Board is experimenting with a large central training class.

274. In the Punjab the training of primary teachers is carried out in normal schools for admission to which a candidate must have passed the vernacular middle examination. The course is of one year's duration. The number of normal schools has increased from eleven to fifteen. A few training classes still exist as a temporary makeshift but their work has been largely taken over by normal schools. One important change in organisation was made in 1920 when six of these normal schools were combined with local Government high schools in order that full use might be made of the staff and buildings of both institutions. The output of trained primary teachers has increased from 784 to 1,105. The Punjab.

275. In the Central Provinces elementary teachers are trained in large normal schools each of which, with the exception of the Urdu Normal School, is designed to hold 150 students. In order to cope with the increased demand for teachers the number of normal schools was increased from seven to twelve. The number of teachers under training rose from 609 to 1,421. The Central Provinces.

276. In Burma the work of preparing teachers for primary schools appears to be passing gradually from the vernacular normal schools to the elementary training classes. These classes were originally "intended to afford a year's practical training to candidates from backward areas who had passed the fourth vernacular standard." Such candidates are awarded a "B" certificate of training. The classes now admit also candidates who have passed standard VII and these after a two years' course of training are awarded an "A" certificate, as it is hoped ultimately to dispense with the "B" certificate. The instructors employed in these training classes are the product of the vernacular normal schools and the average attendance at a training class is 15. The number of training classes rose from 19 to 58 and the number of students under training from 245 to 845 (including 299 girls). The classes are maintained by District Boards but examined and inspected by Divisional Inspectors or Assistant Inspectors. Burma.

*(b) Secondary Teachers.*

Secondary  
teachers—  
Vernacular.

277. For employment in middle schools and in the middle departments of secondary schools a higher type of vernacular teacher is required. The training of such teachers is provided in some provinces, *e.g.*, in Bengal, Assam, the United Provinces and the Central Provinces, in special normal schools, in other provinces, *e.g.*, Madras, Bombay, the Punjab and the North-West Frontier Province, by special continuation courses in the training schools for elementary teachers. The qualification for admission to training as a secondary vernacular teacher is never lower than the middle standard and in some cases the candidates are also required to have obtained previously an elementary teacher's certificate. In the United Provinces the staffs of the normal schools have been much strengthened and their head masters are now members of the Provincial Educational Service. The number of these schools is also being increased and it is hoped that they may in time provide head masters for 25 per cent. of the primary schools in the province. In the Punjab the large increase in the number of lower middle schools has necessitated the opening of classes for senior vernacular teachers at several of the normal schools. In Bombay the corresponding type of teacher is the third year trained teacher of the vernacular normal college.

Senior vernacular teachers or teachers who have obtained a secondary training school certificate are, as a rule, among the most efficient of the teaching staff. There are, however, exceptions. The work done by the six training schools in Bengal is said to have deteriorated because the course is too low and the output from the middle schools is now of an inferior quality. "Formerly the hope of obtaining a junior position in a Government school was some inducement to young men of moderate qualifications to join these schools. This hope having been destroyed by recent reorganisations, staffing Government schools only with graduates, deterioration of quality has been very marked."<sup>4</sup>

Secondary  
teachers—  
Anglo-vernacular.

278. There is no feature in which the provincial educational systems differ more widely than in the importance which they attach to the training of secondary English teachers. In some provinces, for example the Punjab, it is an established tradition that the teacher in a high school—whether graduate or undergraduate—should have undergone a course of training; in other provinces, such as Assam, there is no institution at all for the training of English teachers. In Bengal and Bombay a trained teacher of English is a rarity.

<sup>4</sup> Bengal, p. 43.

279. There are in all 13 training colleges in India situated at Calcutta, Dacca, Patna, Allahabad, Benares, Lucknow, Agra, Lahore, Peshawar, Jubbulpore, Saidapet, Rajahmundry (Madras) and Bombay. Of these the colleges at Benares, Agra and Rajahmundry have been opened during the quinquennium. Admission to these colleges (excepting those at Peshawar, Lucknow and Agra which train undergraduates only), is ordinarily confined to graduates, and the course of training is usually for one year leading to a degree in teaching awarded by the local university.

280. In addition there are training classes for junior English teachers either under Government or private management. Sometimes these classes form part of the training college. For example, at Jubbulpore, where the Training College was reorganised in 1919, 40 graduates are trained for high departments and 100 undergraduates for work in middle departments. Admission to such classes is generally granted to candidates who have passed the Matriculation examination and the students who gain certificates are employed in the lower classes of Anglo-vernacular schools. In Burma where English is introduced at an early stage the seven Anglo-vernacular normal schools were training 59 women for the kindergarten certificate. The Jubbulpore Training College has also a lady lecturer in kindergarten subjects on the staff.

(c) *Training of special teachers.*

281. Very little provision is made at present for the training of teachers of special subjects. Such training presents peculiar difficulties as the instructor in addition to a knowledge of his subject must have also some knowledge of educational method. Teachers of manual training are trained at Saidapet and ten other manual training centres have been attached to training schools in Madras. Courses of instruction in manual training were held for teachers in the Punjab by the Inspector of Manual Training. In this province there is also a training class for drawing masters attached to the Mayo School of Arts and a training class for teachers of agriculture at the Lyallpur Agricultural College. A recent experiment in the Punjab has been the opening of a class for classical teachers at the Central Training College; the experiment has proved unexpectedly popular with pandits and maulvis, many of whom, though experienced, had had no opportunity of learning class methods and educational practice. There were in the fourth year of its existence 60 teachers in attendance. The opening of a similar class at the Patna College is contemplated. Courses for teachers in agriculture have been held at the Loni School, Bombay.

Develop-  
ments.

(d) *Women teachers.*

282. There has been a very welcome increase in the number of institutions training teachers for girls' schools and in the number of students under training. The following table gives the position at the end of the quinquennium:—

*Training institutions for mistresses.*

Province.	INSTITUTIONS.		SCHOLARS.		
	Colleges.	Schools.	In Colleges.	In Schools.	
Madras . . . . .	1	31	11	1,565	
Bombay . . . . .	..	20	..	932	
Bengal . . . . .	1	13	13	217	
United Provinces . . . . .	..	31	..	223	
Punjab . . . . .	1	12	33	382	
Burma . . . . .	..	18	..	338	
Bihar and Orissa . . . . .	..	8	..	143	
Central Provinces and Berar . . . . .	..	6	..	194	
Assam . . . . .	..	2	..	34	
North-West Frontier Province . . . . .	..	1	..	30	
Minor Administrations . . . . .	..	4	..	99	
India . . . . .	1921-22	3	146	57	4,157
	1916-17	3	111	49	2,651

Develop-  
ments.

283. Many of the institutions for the training of women are conducted by missions, for example both the normal schools in Assam and four out of the six normal schools in the Central Provinces. In Madras, a new secondary training school was opened at Cannanore; the Government Hobart Training School for Muhammadan women and the Government Training School, Rajahmundry, were raised to the secondary grade, while a Montessori training class was opened in the Training School at Triplicane. The number of training classes in Bengal for elementary teachers rose from 9 to 12 and the number of pupils completing the course from 71 to 136.

The supply is quite unequal to the demand. The training of teachers for secondary schools is still entrusted to the Loreto House Training Class and the Diocesan College. In Bihar and Orissa the number of women under training remains stationary. The class at Muzaffarpore was badly hit by the non-co-operation movement. The Badshah Nawab Razvi Training College was moved into new buildings which are being improved and enlarged. In this province an experiment in training the wives and other relatives of village teachers shows encouraging success. The United Provinces report a decline in the number of pupils under training, but the opening of additional classes is contemplated. In the Punjab the Government have adopted the policy of taking over the local training classes and converting them into normal schools such as those maintained for men. Of these the best is the Lahore Normal School, now in new premises, with 106 pupils and a staff which contains three lady graduates, two of whom possess the B. T. degree, and a kindergarden specialist. The junior English teachers are trained at the Kinnaird College.

(e) Courses.

284. The courses of study in elementary training schools are chiefly determined by the qualifications of the students. Where the student himself possesses little, if any, more general education than the pupils whom he proposes to teach little can be attempted during the course of training but to extend his general knowledge. Where on the other hand a middle passed candidate is undergoing training for a post in a primary school it is possible to devote his year of training almost entirely to educational theory and practice, that is to say to technical training in the art of teaching.

285. In the training colleges for Anglo-vernacular teachers the courses of study are prescribed by the university which awards the degree in teaching. The staff of the training college is usually represented on the university Board of Studies and a satisfactory amount of practical work is included in the courses.

286. New features have been introduced into the curricula of both secondary and elementary training institutions. At the Patna College all the students went through a course as boy scouts in the hope that some at least of them would carry on this work in their future schools. In Madras too, good progress has been made with the training of scout masters. At Agra excursions, primarily in connection with the nature study course, formed an important part of the work of the Training College. In the Punjab changes have been introduced into the normal school curriculum in the direction of



eliminating subjects such as manual training and formal drawing which the master of a primary school will never be called upon to teach. In the Central Provinces the normal school course was completely revised and now includes in some schools Indian music.

Practising  
schools.

287. Special practising or demonstration schools are often attached to training institutions. There is, however, great difficulty in affording real practical training suitable for a village teacher at a normal school, since the school is usually located at a centre where the primary schools are all large with each class in charge of a separate teacher. These are not the conditions with which the village primary teacher will afterwards be faced. This difficulty has been boldly met in Assam where each of the normal schools at Jorhat and Silchar has been provided with three practising schools in its compound:—

- (a) A one-teacher school containing five or four classes.
- (b) A two-teacher primary school.
- (c) A three-teacher middle vernacular school.

The schools are intended to be the laboratories of the institution to which they are attached. "For the present it must be our business to put ourselves in the teacher's place, to face his difficulties of ignorance and conservatism, of poor pay, indifferent health, poor quarters, poor equipment, of the school, instead of the individual or the class, as the unit, of large numbers and many classes, of admissions at all times of the year, and of unpunctual and irregular attendance in a timeless countryside."<sup>5</sup> "The vernacular student as a rule is young and has no outlook beyond that of the middle school in the rural town in which he received his earlier training. He is therefore lacking in initiative and experience and is disposed to follow the letter rather than the spirit of what he is taught in the normal school. Nevertheless physical training and games are taken up with avidity and success in some institutions; gardening is a profitable occupation in others; and the principles of co-operation are practically illustrated in nearly all."<sup>6</sup> In the Normal School run by the American Presbyterian Mission at Moga under the Revd. W. J. McKee the students are taught practical agriculture on a farm of fifty acres and are trained in simple village handicrafts in addition to the practice of teaching.

(f) *Expenditure.*

Stipenda.

288. Teachers in employ who are deputed for training usually receive an allowance equivalent to the pay of their

<sup>5</sup> Assam, p. 80.

<sup>6</sup> Punjab, p. 105.

posts. The rates of stipends to new recruits have had to be considerably enhanced during the quinquennium to meet the increased cost of living, and range as high as Rs. 15 for a primary teacher in Bombay and Rs. 40 for a secondary teacher in the Central Provinces. This increase together with the improvements in the pay of the staff have raised the cost for each student under training as shown in the following table:—

*Training Schools.*

Cost per head.

Province.	AVERAGE ANNUAL COST PER SCHOLAR IN					
	1916-17			1921-22		
	Rs.	As.	Ps.	Rs.	As.	Ps.
Madras . . . . .	158	6	9	191	4	8
Bombay . . . . .	188	0	6	297	7	5
Bengal . . . . .	151	5	7	192	6	10
United Provinces . . . . .	133	8	1	246	13	10
Punjab . . . . .	154	8	1	182	2	2
Burma . . . . .	284	0	11	169	12	1
Bihar and Orissa . . . . .	127	11	3	149	11	5
Central Provinces and Berar . . . . .	151	1	6	245	13	9
Assam . . . . .	102	13	6	189	12	3
North-West Frontier Province . . . . .	251	6	4	341	1	5
India . . . . .	156	14	6	212	2	5

289. Even the increased allowances have not attracted sufficient students. There will never be sufficient (a) until the number of institutions preparing candidates for admission (i.e., vernacular middle schools) is adequate: any increase in the number of primary schools must be accompanied by a proportionate increase in the number of vernacular middle schools which supply candidates for training; (b) until the general conditions of the teaching profession are sufficiently attractive; and (c) until special privileges in the form of enhanced pay are given to trained teachers. The importance of training for a primary teacher being universally recognised, a higher rate of stipend or grant is ordinarily given to the trained primary teacher. This is not the case with secondary

teachers. Where the number of trained teachers on the staff makes a marked difference in the amount of grant earned by a secondary school or where, as in the North-West Frontier Province, the award of a grant is conditional on the employment of a certain proportion of trained teachers, then there is no dearth of candidates for training. Indeed the supply of trained secondary teachers in the Punjab actually exceeds for the moment the demand.

(g) *European teachers.*

**Institutions.**

290. There are 10 training classes for mistresses of European schools. Amongst these the most important are the Dow Hill Training School for Girls at Kurseong with 17 students and St. Bede's Training College at Simla with 33 students. The Bombay Government instituted a kindergarten certificate for European mistresses for which candidates from St. Mary's Training College, Poona, the Convent Normal Class, Clare Road (Bombay) and St. Denys' Training Class, Murree, appear.

There is only one institution in India for the training of masters for European Schools—the Chelmsford Training College, Sanawar. College work was upset during the quinquennium by the departure of the master-in-charge and eleven of the students on active service. The charge of the training class devolved upon the Revd. G. D. Barne, Principal of the Lawrence Royal Military School, and the assistant master. At the close of the quinquennium there were 15 students in residence, seven from the United Provinces, two each from Madras, the Central Provinces, and Bengal, and one from the Punjab. Lord Chelmsford laid the foundation stone of the new buildings for the college in 1920. They have not yet been completed.

The number of European schools in any one province is so small that it does not justify the opening of a training institution, such as those provided for Indian masters. Only by co-operation between the provinces will the maintenance of an institution like the Chelmsford Training College be possible in the future.

(II) LEGAL EDUCATION.

**General.**

291. The qualifications required for the different grades of the legal profession have not been altered during the period under review. The higher ranks of the profession consist of barristers, who have qualified in the United Kingdom, and advocates and pleaders (vakils) who have obtained a law degree at an Indian law college. Certain privileges are reserved for barristers. They have generally the right of pre-audience, and in the Calcutta and Bombay High Courts the right of practising on the original side is reserved for them. The

latter restriction does not, however, apply to the Madras High Court, and the Calcutta High Court has abolished the distinctions of precedence between barristers and vakils on the appellate side. There is a considerable volume of opinion opposed to the preferential treatment at present accorded to barristers. It found expression in one of the first resolutions moved in the newly constituted Legislative Assembly in February 1921 and in subsequent resolutions. The aim of these resolutions has been the constitution of a self-contained and unified Indian Bar. The Government of India propose to appoint a Committee to examine the whole question.

292. In order to qualify for practice as a vakil a student Courses. must first possess a degree in Arts or Science and subsequently obtain a Law degree after a two or three years' course of study in a law college. The degrees are awarded by the universities to which the colleges are attached. The Calcutta University Commission pointed out that the Indian student stands in a position of peculiar embarrassment by reason of the unusual complexity of the law he is called upon to master. He must not only be familiar with the indigenous systems of Hindu and Muslim law; but must acquaint himself with the chief contributions of ever-active legislatures, Imperial as well as provincial, to the statute book; he must have some insight into the principles of English equity and common law; he must possess a thorough grasp of the leading principles of Roman law and modern jurisprudence; and finally he cannot keep himself entirely ignorant of the fundamental principles of procedure. They thought that such a course could not be completed in less than three years, though they did not for practical reasons advocate such an extension of the period of study.

293. Although the profession of law is admittedly over-Statistica. crowded the number of candidates for the profession has steadily increased. Suggestions and even attempts have been made in different provinces to restrict the number admitted to practice but with no success.

*Bachelor of Law Examinations.*

Year.	No. of institutions sending candidates.	No. of candidates.	Number passed.	RACE OR CREED OF PASSED CANDIDATES.						
				Europeans and Anglo-Indians.	Indian Christians.	Hindus.	Mahamudans.	Buddhists.	Parsis.	Others.
1916-17	17	2,729	1,712	..	16	1,500	165	..	14	17
1921-22	21	3,519	1,935	7	29	1,621	195	14	15	54
Increase in 1921-22	+4	+790	+223	+7	+13	+121	+30	+14	+1	+73

Develop-  
ments.

294. The increase in the number of candidates is the result of the opening of additional law faculties at four of the newly constituted universities. The universities have not been disinclined to respond to the demand for the opening of law classes because the fees from such classes more than cover the cost of their maintenance. At Madras, for example, where the Law College has a high reputation, the fees contributed to the university chest, after the cost of the law classes had been met, half a lakh of rupees in 1922. Even in Nagpur where the number of students has fallen from 130 to 107 the classes continue to be a source of income. This is partly due to the economical way in which the classes are run with a staff of three part-time lecturers for two hours on three days a week in the Morris College. There has, however, been a welcome tendency in recent years to increase the efficiency of law colleges by the inclusion on their staffs of a certain number of whole-time lecturers and by providing them with special hostels and buildings.

### (III) MEDICAL EDUCATION.

Statistics.

295. The growing popularity of the medical profession is shown in the following table:—

#### *Medical Examinations for Degrees or Diplomas.*

Degrees or Diplomas.	1916-17.			1921-22.		
	Number of Institutions sending candidates.	Number of candidates.	Number passed.	Number of Institutions sending candidates.	Number of candidates.	Number passed.
Doctor of Medicine or Surgery	..	5	2	1	7	5
Doctor of Hygiene	1	1	1	..	..	..
Master of Surgery	1	1	..	1	3	..
Bachelor of Medicine or Surgery	6	442	283	8	855	406
Bachelor of Hygiene	1	1	..	1	6	1
Final Membership	1	4	1	1	35	10
Bachelor of Sanitary Science	1	2	..	1	7	5
Diploma in Public Health	..	..	..	1	10	7
Licentiate of Medicine and Surgery	4	70	46	3	73	43
TOTAL	15	526	333	17	990	477

Control.

296. The "Regulation of medical and other professional qualifications and standards, subject to legislation by the

"Indian Legislature" has been retained as a central subject under the Devolution Rules.

297. In 1921, the General Medical Council of the United Kingdom announced that Indian medical qualifications would cease to be accepted as registrable in the United Kingdom unless the training in midwifery in Indian universities reached the standard required by the Council from all recognised institutions. Dr. (now Sir) Norman Walker, Kt., M.D., F.R.C.P., LL.D., Chairman of the Examination and Business Committees of the General Medical Council, was nominated to discuss ways and means to enable medical colleges in India to comply with the regulations laid down by the General Medical Council. Dr. Norman Walker visited the Indian medical colleges in conjunction with Lieutenant-Colonel R. A. Needham, C.I.E., D.S.O., M.D., I.M.S., during the winter 1921-22. On the report submitted, the General Medical Council recognised the M. B., B. S., degree of the Madras University unconditionally; and granted provisional recognition till June 1923 in the case of the M.B., B.S. degree of other Universities subject to a satisfactory report from an official inspector.

Recognition of Indian degrees by the General Medical Council

In 1921, the General Medical Council of the United Kingdom decided to postpone a decision on the question of the recognition of the Fellowship and Membership of the College of Physicians and Surgeons, Bombay, until the question of adequate midwifery training in the universities should be settled.

298. It has not yet been found possible to introduce a Consolidated Medical Act for All-India.

All-India Medical Act

299. Pupils for the assistant surgeon branch of the Indian Medical Department are now admitted by nomination to the medical colleges at Madras and Calcutta where they undergo a five years' course of instruction to obtain a medical qualification from an authorised examining body in Madras or Calcutta, entitling holders to registration under the provisions of the Indian Medical Degrees Act, 1916, before they are gazetted into the Department.

Assistant Surgeons.

300. The King George's Medical College has surrendered its affiliation to the Allahabad University and is now an incorporated college of the unitary teaching University of Lucknow, and the professorial staff of the College is appointed by the University. The Carmichael Medical College, Belgatchia, Calcutta, has now been affiliated to the Calcutta University up to the final M.B. standard.

Developments.

In 1921, a "State Medical Faculty" was constituted in the Punjab for the purpose of examining and granting

licenses to practitioners of the sub-assistant surgeon class. The Medical School from Lahore has been transferred to Amritsar and both this school and the school at Agra have been placed in charge of whole-time principals. The employment of whole-time principals for the Temple Medical School, Patna, and for the Nagpur Medical School has been sanctioned but such appointments have not yet been made. A scheme for the conversion of the Temple Medical School, Patna, into a medical college for Bihar has been sanctioned and work commenced. The classes of instruction at the X-Ray Institute, Dehra Dun, are once again in full working order; and the maximum number admitted to each of the two classes held in the year has been increased from 20 to 40. The School of Tropical Medicine, Calcutta, has now been opened and provides two courses of instruction annually; one course of six months at the conclusion of which an examination is held for the Diploma in Tropical Medicine; and another course of three months' duration after which a certificate is granted. The Calcutta Institute of Hygiene has also been started. On completion of the course, which lasts from nine to twelve months, students are entitled to admission to the examination for the Diploma of Public Health of the Calcutta University. The course of training is so arranged that post-graduate students have the opportunity of attending certain of the special classes and demonstrations included in the course laid down for the Diploma in Tropical Medicine.

Lady Hard-  
inge's  
Medical  
College,  
Delhi.

301. The Lady Hardinge College for Women, the only institution of its kind in India, was opened by Lord Hardinge in February 1916 as a memorial to its founder, Lady Hardinge. The hospital attached to it was opened by Lady Chelmsford in March 1917. The main object of the institution is to provide complete courses of instruction to Indian women who wish to qualify for a university degree in medicine or to receive a full training as nurses or compounders. An additional object is the provision of medical, surgical and obstetric treatment for women, having a due regard to purdah and caste customs. The College and Hospital buildings, together with hostels for medical students and nurses, residences for the staff and playing fields, are grouped in one large compound half way between the new capital and the old city of Delhi. The college buildings consist of three blocks. The central group contains a large convocation hall, library, museum, offices and professors' and students' common rooms. On either side of this are the two science blocks comprising well equipped laboratories and lecture rooms. The hospital, when in full working order, will contain 200 beds. At present the average number of

in-patients is well over 120. The Medical College is affiliated to the Punjab University, and the students are prepared to sit for the University examinations for the M. B., B. S. (Lahore) degree. This entails a seven years' course, comprising two years of science, after which the F.Sc. examination is taken, and five years of medical subjects. Accommodation is provided for 100 medical students, of whom the Hindus, Sikhs and Muslims live in separate hostels. In the session 1921-1922, eighty-three students were in residence, and by the autumn of 1923, when the most senior year will graduate, all places are expected to be filled. Of these 83 students, 25 are Hindus, 20 Indian Christians, 12 Sikhs, 14 Anglo-Indians, 3 Muslims, and the rest Portuguese, Europeans or Jews. The students come from all parts of India. Of the 83 students, 20 are from the Punjab, 12 from the United Provinces, 9 from the Central Provinces, 5 from Sindh, 7 each from Madras and Burma, 4 from Delhi, 3 each from Bombay, the Deccan and the North-West Frontier Province. 31 students are taking the science course and the rest the medical course. A new building, the Lady Reading Hostel, has subsequently been opened by His Excellency the Viceroy. The institution is maintained partly from the interest on the original donations, partly by subscriptions and partly by grants from central revenues. The results of the first public examinations, at which the students have appeared, show that the work of the college is of a high order.

#### (IV) ENGINEERING EDUCATION.

302. Under this head are comprised a number of institutions, departments and classes ranking from colleges of engineering, which prepare students for degrees and for the higher ranks of the profession, down to classes and courses for artisans and apprentices in railway workshops. Many of these humbler forms of educational activity are described under the head of "technical education" though they seem to have some right to inclusion in the present section, because they actually form part of the work of some of the engineering colleges. Classes for artisans, for example, are found at both the Sibpur and Poona Engineering Colleges.

303. There are five colleges of engineering in India, four under Government management situated at Sibpur (Calcutta), Roorkee, Poona and Guindy (Madras) and one under private management at Benares. The present enrolment and expenditure are shown below.



*Colleges of Engineering.*

Name of College.	Scholars.	Expenditure.
		Rs.
1. Bengal Engineering College, Sibpur . . .	356	3,25,965
2. Thomason Civil Engineering College, Roorkee	237	4,58,645
3. College of Engineering, Poona . . .	194	1,53,207
4. College of Engineering, Guindy . . .	449	2,31,509
5. Engineering College, Benares . . .	207	17,465
TOTAL . . .	1,443	11,86,791

Recruitment  
for Engineer-  
ing services.

304. The recommendations of the Public Works Reorganisation Committee on the education of engineers were quoted in the last Quinquennial Review. In order to appreciate the effect of their proposals it is necessary to realise that the training given in the engineering colleges and engineering schools in India had been specifically directed towards the supply of recruits to the different ranks of the Public Works Department. The upper ranks of the Department were filled by members of the Imperial and Provincial Engineering Services,—services equal in status, though not in emoluments,—the former recruited in the United Kingdom, the latter from the graduates of the engineering colleges in India. The inferior appointments in the department were filled by two classes of recruits—Upper Subordinates and Lower Subordinates. Under the scheme of reorganisation since adopted the Department consists first of an all-India Service called the Indian Service of Engineers, secondly of Provincial Services named after the provinces in which the appointments are held, *e.g.*, the Madras Engineering Service, the Bengal Engineering Service, etc., and thirdly of the Subordinate Services. Recruitment to the Indian Service of Engineers is made either in the United Kingdom or in India, the emoluments of both classes of recruits being the same except for an overseas pay for those of non-Indian domicile and a technical allowance for those recruited in Europe, whether Europeans or Indians. The Provincial Engineering Services are recruited from the graduates of the engineering colleges. The training of subordinates is conducted either in engineering schools such as those at Nagpur and Rasul or in classes attached to the colleges. The general effect of these

changes is to establish a professional class of trained engineers who may or may not choose to enter the Indian Service of Engineers or the Provincial Engineering Services and at the same time to provide a class of men suitable to take less responsible engineering appointments, who may, for example, find employment under local boards.

305. The age and qualifications for admission to the engineering colleges and the length and character of the college courses were considered at a conference of Principals held in July 1921. The conference was impressed with the desirability of providing in India opportunities for the study of engineering in all its branches up to as high a standard as that taught elsewhere, in short of establishing in India a fully qualified engineering profession. They believed, and the report of the Public Works Reorganisation Committee confirmed their belief, that the engineering colleges in India were capable, if properly staffed and equipped, of providing such an education. They recommended that the minimum educational qualifications for admission to an engineering college should be the intermediate examination of an Indian university or any examination which might be instituted of a similar standard, including in all cases a pass in English, mathematics, physics and chemistry; to this should be added an admission test in drawing. There should be no limit of age for admission to the colleges and such age limits as at present exist should be abolished. The college course should be of four years' duration leading up to a degree in engineering awarded by the university to which the college was affiliated. The Public Works Committee had recommended that practical training should form part of the preliminary course for a degree but the conference pointed out that this was not the case in the British Isles or elsewhere and they did not consider that a university was the best constituted body to judge the results of a student's practical training. They recommended that a college diploma should be awarded on the results of a further year of practical training, and that the possession of this diploma should be an essential qualification for admission in the Indian Service of Engineers or Provincial Engineering Services. These proposals are now under consideration by local Governments.

Admission  
and courses  
—Conference  
of Principals.

The recommendations, so far as they concern the admission to the colleges and the length of the degree courses, are now in force except at the Poona Engineering College. Admission to this college is obtainable by students after one year's attendance at an Arts College and the degree in engineering is awarded after a three years' course: actually the competition for admission is so great that the raising of the standard to the intermediate will not affect the attendance.

Develop-  
ments.

306. Various steps have been taken in recent years to improve the colleges. The Madras Engineering College has now been moved to new buildings at Guindy which have been erected at a cost of no less than twenty lakhs. The College had not, however, been fully equipped at the close of the quinquennium. The posts of Principal and Professor of Mathematics were included in the Indian Educational Service and two new posts in that Service for a professorship of Technical Chemistry and an additional professorship of Civil Engineering were sanctioned. The staff of the Roorkee College was reorganised in January 1922 by the addition of three assistant professorships and by a general improvement in the rates of pay. The Sibpur Engineering College has been rechristened the Bengal Engineering College. A new Assembly Hall has been completed. The system of appointing practising engineers as visiting teachers of special subjects such as water-supply and drainage has met with considerable success. Extensive alterations and improvements have been made at the Poona College. The College committee was reconstituted in 1921 with an unofficial majority and an elected chairman. There were at the end of the quinquennium 194 students of whom 27 were studying mechanical engineering.

Mechanical  
Engineering.

307. The Government engineering colleges make provision for instruction in mechanical engineering, but the Engineering College of the Benares Hindu University specialises in this branch. The College is fairly staffed and equipped and had 207 students in 1921-22. Admission is at the intermediate stage. The Punjab which relies on the Thomason College, Roorkee, for its supply of civil engineers for the senior services, proposes to open a college of mechanical engineering at Moghulpura (Lahore). At this place are situated the workshops of the North Western Railway which will be available for the practical training of the college students.

Engineering  
schools.

308. Next in importance are the Government Engineering schools situated at Vizagapatam, Trichinopoly, Dacca, Patna, Lucknow, Nagpur, Rasul (Punjab) and Insein (Burma). These institutions prepare candidates of the Upper Subordinate and Lower Subordinate type. The qualification for admission to an engineering school is usually the matriculation, but the length of the course varies in different provinces from two to three or even five years. The Ahsanullah School of Engineering, Dacca, was moved to new premises when the University was opened and its further development is under consideration. New buildings and hostels are under construction at Rasul. A committee appointed in 1921 to consider the future of the Government Engineering School, Insein, recommended that its status should

be raised and that it should be transferred to Rangoon where it would be in touch with the University, where, too, it would be able to open evening classes for which there is a considerable local demand. The Bihar School of Engineering at Patna will also shortly be reorganised and raised to the status of a college affiliated to the Patna University. The Government Engineering School, Nagpur, contains, besides a civil engineering department, a department of mechanical engineering including motor mechanics. Boards have been constituted in connection with both departments the object of which is to keep the school in touch with employers of labour.

309. At present no facilities exist for the advanced study of mining engineering in India. The establishment of an Imperial School of Mines at Dhanbad in Bihar has been sanctioned and the construction of the building has commenced. Meanwhile under the auspices of the Mining Education Advisory Board courses leading up to the award of the colliery manager's certificate are conducted by the Bengal Engineering College and at several centres, *e.g.*, Jharria and Sijua in the coal-fields. Mining Engineering

310. Surveying is taught only in connection with the supply of subordinate officials, amins, patwaris and kanungoes in the departments of Revenue and Land Records. Usually the schools are opened on a temporary basis in localities where a supply of such officials is needed. The popularity of these schools depends largely on the prospects of securing service under Government. Thus Burma records a great increase in popularity while Bihar and Orissa reports the closing of some schools. The Mahamati Survey School, Comilla, with 50 students is the most important in Bengal. Its building was struck by lightning and burnt down, and it is at present housed in temporary premises. Survey.

311. The Jamshedpur Technical Institute was opened in November 1921 by the Tata Iron and Steel Company. The local Government has contributed a lakh of rupees towards its initial cost and a maintenance grant towards the recurring expenses. "Applicants for admission must have passed the Intermediate examination in Science and be physically fit to withstand hard work. Each student receives Rs. 60 a month during his course of training and afterwards may be required to serve the Company for a period of five years on an initial salary of Rs. 200 a month. Increments will be in accordance with ability and results shown. An academic course in the metallurgy of iron and steel extending over three years and equal to the standard of an English University is given. At Metallurgy.

the same time the students have an invaluable opportunity of getting first hand knowledge of the practical side of the subject because they work alternate weeks throughout their course at various tasks in the Tata Iron and Steel Works. The whole scheme is on lines somewhat different to any hitherto tried and in some ways is in advance of that in vogue in the Metallurgical School of the University of Sheffield. It has been well thought out and the prospects before any youth fortunate enough to obtain admission to the Institute are indeed bright. The management of the Institute and its funds is in the hands of a governing body consisting of five members, one being the Director of Industries.”

#### (V) AGRICULTURAL EDUCATION.

General. \* 312. Although considerable thought had been devoted to the problem of agricultural education since the foundation of the Agricultural Department in 1906 and large sums had been expended on the construction and equipment of agricultural colleges, the results were for the first ten years disappointing. The reasons for this were considered at conferences held in 1916 and 1917. The general conclusions of these conferences are recorded in the last Review. They were to the effect that—

(a) provinces should be left to work out their own collegiate courses with reference to local conditions and also to decide the question of the affiliation of agricultural colleges to local universities;

(b) the diploma course qualifying men for subordinate appointments, for estate management and for private farming should be separated from the degree or superior course;

(c) agricultural middle schools on the model of that instituted at Loni (Bombay) should be opened in other provinces.

All three recommendations have to a certain extent been carried out, though the Board of Agriculture held at Pusa in 1922 has thought fit to modify the last recommendation.

Statistics. 313. Out of the five existing agricultural colleges three are already affiliated to universities and the remaining two will also be incorporated with the local universities in the near future. The diploma or certificate course has been separated from the degree course wherever it is held. Agricultural middle schools have been started in Madras, Bombay, Bengal, the United Provinces, Bihar and Orissa and the Central Provinces. Statistics regarding them are given below.

\* Bihar and Orissa, p. 95.

*Agricultural Schools.*

Province.	Institutions.	Scholars.
Madras . . . . .	1*	38
Bombay . . . . .	5	134
Bengal . . . . .	2	56
United Provinces . . . . .	1	33
Bihar and Orissa . . . . .	1	79
Central Provinces . . . . .	2	34
<b>TOTAL . . . . .</b>	<b>12</b>	<b>374</b>

\* One more school was opened immediately after the quinquennium with six pupils on the rolls.

314. For higher education, in addition to the Agricultural Research Institute, Pusa, there are Agricultural Colleges at Poona, Lyallpur, Cawnpore, Coimbatore and Nagpur, and it is proposed to open shortly provincial institutions at Dacca and Mandalay to serve the needs of Bengal and Burma.

315. Higher education in agriculture and its allied sciences is still provided at the Pusa Agricultural Research Institute where post-graduate courses are given. During the quinquennium, thirty-six students underwent courses in different branches.

A scheme for the expansion of the Institute to provide training on a larger scale both for direct recruitment and for promotion to the Imperial Service has been under consideration by the Government of India. While excellent facilities exist at the Institute for a complete training in Chemistry, Botany, Bacteriology, Entomology and Mycology, the training in the general branch has, owing to the width of the subject, all along presented considerable difficulties and no completely satisfactory course is at present to be had inside the country.

The qualifications accepted from candidates for this branch of the Service recruited abroad are—

- (a) A degree or diploma of a recognized University or Agricultural College.
- (b) A year's experience in practical agriculture.

Post-graduate  
Studies.

316. India at present possesses five well equipped agricultural colleges teaching up to a standard similar to recognized agricultural institutions abroad, but facilities for obtaining a correspondingly good post-graduate experience are non-existent for a variety of reasons, chiefly the backwardness of agriculture and the small size of the holdings in the country. At a conference held at Pusa in February, 1922, it was decided that the only satisfactory alternative to going abroad for this experience was the institution inside the country itself of courses in special branches of practical agriculture suited to graduates or diplomates from the Indian agricultural colleges. Animal husbandry and agronomy, agricultural engineering and plant industry were suggested as suitable branches of the main subject for instruction for post-graduate students and it was recommended that a six months' course in two of these subjects should be considered in addition to the full diploma or degree course at a provincial college as a qualification for the general branch of the Indian Agricultural Service.

It is the intention of the Government of India to establish courses of the type recommended by the Pusa Conference when funds permit. They consider however that at present it will not be possible to combine animal husbandry and agronomy and have decided that the special course in this branch should be animal husbandry and dairying. Since the close of the quinquennium under review it has been decided to transfer three of the military dairy farms to the Agricultural Department. This will provide the latter with nearly all the equipment necessary.

The Government of India have decided to make a start with this course at Bangalore from the 1st November 1923. The question of the training of specialists, such as chemists, botanists, etc., presents little difficulty as facilities are already in existence.

Provincial  
Colleges,  
Poona.

317. The Agricultural College at Poona which is affiliated to the University of Bombay has steadily increased in popularity since the revision of the course in 1916, the number of students taking the graduate course having increased from 115 in 1916 to over 200 in 1921. The new syllabus is generally admitted to be an improvement on the old one and the teaching better. Consequently, the students who leave the College now are considered better trained than was formerly the case. It is reported that an increasing number of graduates now prefer to go back to the land and manage their own farms. The University has instituted a degree of Master of Agriculture.

318. The other College with a University course is that at Lyallpur. Lyallpur which was affiliated to the Punjab University in 1917. There are now two distinct courses:—

- (1) The Degree Course which is subject to University rules and regulations, and
- (2) The Certificate Course.

The Degree Course takes four years and is divided into two parts, *i.e.*, two years for the first examination in agriculture corresponding to the F.Sc. examination, and two years for the B.Sc. in Agriculture. The certificate course lasts two years. The tuition and subjects in the first year are the same as for the degree course. In the second year very little science is taught and the course is mainly in agriculture with some applied science. Since the affiliation of the College to the University the standard of the candidates for admission has continued to improve. A steady increase in the number of applications for admission to the College marks its popularity, but owing to shortage of accommodation the number of admissions has been restricted to below 60 every year. The total number of students on the roll was 195 in 1921-22. A gratifying feature is that the number of agriculturists turned out by the College is steadily increasing.

Regulations for starting an M.Sc. research course have been passed by the University, but a beginning will not be possible until the staff has been strengthened.

319. The Agricultural College at Cawnpore continued to Cawnpore. give two separate courses of instruction—the higher or diploma course of four years and the lower or vernacular course of two years. The diploma course is steadily increasing in popularity among the sons of Taluqdars and big landlords, and several of them are joining with the object of taking up agriculture as a profession. The vernacular course also continues to draw a satisfactory class of students, and such boys of the landowning community as are not qualified educationally for the diploma course are getting themselves admitted for this course. There were 103 students on the roll during 1921-22 for both of these main courses. Two important developments during the quinquennium under review are the acquisition of an area of 380 acres for running as an estate in connection with the College to represent the capitalistic aspect of agriculture from the point of view of the large landholder and the establishment of an up-to-date dairy which should form a valuable adjunct both for teaching and demonstration.

Steps are being taken for the affiliation of the College to, and its incorporation with, the Allahabad University as recommended by a Committee appointed to consider the subject.



It is however proposed to make provision for the continuation of the diploma course, the demand for which comes from a class which is not generally qualified for admission to a University.

Coimbatore.

320. Two courses of instruction, the certificate course for two years and, in continuation, the diploma course for a further period of 20 months—were continued at the Agricultural College at Coimbatore till 1920 when, owing to the necessity for attracting a better class of students, the two courses were entirely separated, the "Certificate Course" remaining similar to the old short course and lasting two years and the "Diploma Course" lasting for three years and giving instruction in the applied sciences as well as in agriculture. Admissions to the Diploma Course are restricted to students who have passed the Intermediate examination of the Madras University and 20 scholarships of the value of Rs. 25 each per month have been instituted by Government to attract better qualified students to the course. The separation of the courses and the raising of the standard of qualification for admission to the Diploma Course have however seriously affected recruitment, although the college has recently been affiliated to the Madras University and the diploma course will now lead to the University degree of B.Sc. (Ag.). The number of applications for admission to the certificate course dropped from 395 in 1919-20 to 95 in 1921-22. There was also a marked drop in the intellectual standard of the applicants. The unpopularity of the course shows that its attractions for the aspirant to Government service are gone as it now leads only to the lower division of the subordinate Agricultural Service and that there is still practically no demand for agricultural education for its own sake.

For the degree course 93 applications were received in 1921-22. Out of these 19 were selected, but most of them were from a class of people whose leanings were intellectual rather than agricultural. In order therefore to get a right type of candidate for the course the Government are moving the University to declare the certificate course with the addition of English a qualification for appearing for the B.Sc. (Ag.).

Nagpur.

321. The Agricultural College at Nagpur continued till 1921 to give the students two courses of instruction one of two years and the other of four years. All students used to start together whether they were meant for the four years' course or only to complete the shorter one. At the end of the first year there was splitting off of the boys who were not likely to reach the longer course, but the examination at the end of the second year finally decided the selection for the

longer course. In 1921-22 however the two-year or certificate course was definitely separated from the  $3\frac{1}{2}$ -year or diploma course, and only candidates of the Matriculation standard are now allowed to take the latter course. A revised syllabus of studies has been drawn up for the diploma examination, which, while maintaining a sufficiently high standard on the practical side, should render affiliation with a University easy. The number of students on the roll at the end of 1921-22 was 52, but increased to 77 in the session which began in June, 1922.

322. The Agricultural College at Sabour in Bihar and Sabour, Orissa continued to deal with a two-year certificate course, but as most of the students who took admission came from Bengal and Assam and as there was a very poor demand for agricultural education among the people of the province, it was decided to close the College in 1923, on the recommendation of a Committee appointed by the local Government to consider the future of the Institution. No students are accordingly now admitted.

323. A proposal has been sanctioned for the establishment of an Agricultural Institute at Dacca for giving a thorough practical training in agriculture to young men who have already been through a course in pure science. The course will consist almost entirely of practical instruction besides lectures on plant breeding, farm accounts and surveying. There will also be a dairy and the syllabus will provide for instruction in the feeding and management of cattle. The construction work is however held up owing to want of funds.

Proposed  
Dacca Insti-  
tute.

324. In Burma, proposals for the establishment of an agricultural college at Mandalay were sanctioned during the quinquennium and the foundation stone was laid on 27th August 1921, by Sir Reginald Craddock. It is hoped that the college will be complete in 1924.

Mandalay.

325. Although it is a fact that there is an appreciable demand in India for agricultural education apart from what is being given at the Agricultural Colleges, yet it has not been decided how far the Agricultural Department is to add to its responsibilities by undertaking any system of education other than that being given in these colleges. The subject was discussed at considerable length by the Poona Board of Agriculture in 1917 which recommended that while rural education was primarily the business of the education department, in view of the possibility of a demand for a purely agricultural education arising through a general advance of the people themselves, a limited number (one or two in each vernacular tract) of agricultural schools based on the Loni (Poona) Model should be opened as an experimental measure.

Rural Edu-  
cation. Agri-  
cultural  
Middle  
Schools.

Accordingly, Agricultural Middle Schools have been opened in some provinces but in others agriculture has been added to the curriculum of ordinary middle schools. These different systems of agricultural education are experimental and the experience so far gained seems to show that Agricultural Middle Schools of the Loni type are expensive and there is no likelihood of their number being increased to any considerable extent in the near future. The subject was discussed at the Board of Agriculture held at Pusa in 1922 in the light of experience gained in different provinces. The Board did not think that this type of agricultural middle school was universally applicable and were of opinion that the different provinces will probably require to develop on quite different lines according to local conditions. They therefore passed the following resolution:—

“That while maintaining the position taken at the Board of Agriculture in 1917, the Board is of opinion that the Agricultural Middle Schools there suggested do not, by any means, exhaust the methods of agricultural education which can be suitably applied, and invites local Governments to consider carefully the schemes which are being developed in the Punjab and elsewhere, and would urge experiment as to the methods most suitable for the very varying conditions in different parts of the country.”

The position therefore at present is that experiments are being made with different types of agricultural schools suited to local conditions and needs. The future probably lies with the Punjab scheme (described below), which leaves to the Education Department to provide some agricultural training alongside a general educational training, the Agricultural Department only assisting in the way of training suitable teachers.

326. Five Agricultural Schools with 134 students are at work in Bombay, out of which four are believed to be successful although there are differences of opinion as to how they should be developed in order to obtain the maximum advantage. The schools aim at taking boys of 13 to 14 years of age who have passed the fourth vernacular standard and continuing their general education for two years adding to it instruction in Agriculture. With a view to provide for regular inspection of these schools the appointment of an Inspector of Agricultural Schools has been created.

A scheme has also been adopted for the experimental organization of a number (not exceeding 20) of primary schools with a pronounced rural outlook and teaching with a definitely agricultural complexion. The teachers for these schools in the Marathi areas are being trained at the Loni school.

327. There are two agricultural middle schools in Madras, the one at Taliparamba and the other at Anakapalle. Special text books for these schools and also for the use of teachers in the elementary schools of the Coimbatore district have been prepared.

328. In Bengal, two agricultural middle schools were started at Dacca and Chinsurah with the object of providing general instruction to the sons of cultivators and of teaching them up-to-date methods of practical agriculture; in other words, to provide an education for the sons of cultivators without diverting them from their traditional occupation. The boys to be admitted were to have completed the sixth standard or passed the upper primary scholarship examination. All candidates for admission were required to declare that they intended to continue cultivation after leaving school. No difficulty has been met with in obtaining plenty of pupils at Dacca, but at Chinsurah recruitment has been difficult. The two years' course at Dacca has now been completed, and the Government of Bengal has come to the conclusion that the course is unsuitable. Very few pupils are returning to the land or finding suitable employment. These two schools have therefore been converted into secondary agricultural schools for giving a higher form of training to the sons of peasant proprietors or those who have a direct interest in the land. The curriculum is so designed as to train the students to farm their own lands or become demonstrators in the department or teachers in elementary agricultural schools, a number of which are to be started as an experimental measure.

329. In the United Provinces an Agricultural school has been started at Bulandshahr in 1921 with 33 students. The school aims at giving a thoroughly practical course for the sons of small zemindars or substantial tenants who will return to work their own holdings. It thus repeats, in essentials, the certificate course of the college with the difference that the appeal is purely local. When the college is affiliated to the university, it is proposed to transfer the certificate course to several such schools in different typical tracts.

330. In the Central Provinces, two agricultural schools were started 3 years ago at Chundkhuri and Pawarkhera, but as experience has shown that there is no local demand for the kind of semi-vocational training given in these schools, it is proposed to experiment in the direction of giving a course of agricultural instruction in the ordinary vernacular middle schools of the Education Department.

331. In the Punjab, ordinary vernacular middle schools are utilized for imparting a practical training in agriculture to school boys in rural areas. This departure from the system

of Agricultural Middle Schools was recommended by a Provincial Committee on the ground that only the less ambitious and less intelligent country boys would be likely to attend a special vocational school at so early a stage in their educational career, for a pupil entering an agricultural middle school must give up all hopes of higher education. The committee felt that as many sons of agriculturists as possible should have some technical training in their hereditary calling to which they would revert if at any time their higher education were interrupted.

332. The special features of the Punjab scheme are that (a) a farm is attached to the school with an area and equipment sufficient for practical training on a reasonably large scale, and that (b) the training is given not by one of the ordinary school teachers but by a teacher specially selected for the work and trained for a year at the Agricultural College at Lyallpur. The scheme has achieved an immediate popularity, and arrangements for the teaching of practical agriculture are already either in progress or nearing completion in about 50 institutions, or a quarter of the total number of vernacular middle schools in the province.

Details of the scheme are as follows:—

- (a) The responsibilities of Government in the provision of land, buildings, equipment and bullocks are estimated at Rs. 3,500 for each farm. Owing to the general rise in prices it has been found in practice that this estimate has been slightly exceeded. It has also been found in practice more economical to hire the land than to acquire it.
- (b) The recurring charges are mainly on account of the pay of the teacher and the feed of bullocks. It has been found, however, that a five-acre farm can be made practically self-supporting, whereas a farm of three acres, which was the limit originally laid down, cannot cover expenses.
- (c) The course of studies is confined to the middle classes, and comprises instruction in the class room, supplemented and illustrated by practical work in all agricultural processes on the land. The usual amount of time devoted to this subject is six periods per week per class, so that for a course comprising the four classes the teacher is engaged in actual instruction either in or out of doors for twenty-four periods a week.
- (d) The supply of teachers is by selection. District Inspectors are asked to select senior vernacular trained teachers of the agricultural class and possessing

special aptitude for the work for a course of training in the Lyallpur Agricultural College. The teachers' class in this college was started in July, 1919. Sixty teachers have so far taken the course and seventeen are now under training. The scheme of studies is essentially practical, and aims at giving a sound training in the elements of agriculture with some knowledge of allied sciences. Experimental and observational methods of teaching the subject are practised by the teachers under training, under the supervision of their instructors, on the boys of the rural schools in the neighbourhood of Lyallpur.

333. Land has been acquired for the proposed agricultural school at Pynmana in Burma, and the American Baptist Mission, which is to be in charge of it, hopes to begin teaching in 1923.

334. Twenty-three students were under training at the Hebbal school in Mysore which conducts a three-year course in English. The demand for admission has gone down partly on account of the fact that the prospects of Government employment have become considerably less owing to the financial stringency. The other school at Chikkanhalli, which has been conducted as a grant-in-aid institution for the last seven years, with a vernacular course extending over 12 months, has been handed over to the department by the original donor. Under the new arrangements it will be possible to improve the course and extend the usefulness of the school.

335. There were 250 applications for admission into the agricultural middle school opened during the year 1921-22 at Alwaye in Travancore which has accommodation for only 32 students.

336. Courses of instruction of shorter duration in practical agriculture continued to be given on the college farms or other farms of the Department. In the Punjab a six months' course in vernacular has been provided at Lyallpur college and is taken advantage of by sons of farmers and employees of the Co-operative Department. There is also a rural economy class at the same college which lasts for a month and a teachers' class which lasts for one year.

At the Poona College also there is a short course in agriculture intended for farmers' sons who know English but who are not qualified to take the University course in agriculture. It lasts for one year.

In Madras there are half-time schools for juveniles and night schools for adult agricultural labourers on the farms at

Coimbatore, Palur and Anakapalle. These are reported to be doing fairly well, but the results are said to be incommensurate with the expenditure.

Short practical courses in general agriculture have been started on two farms in the Central Provinces. On the Nagpur Farm a 3 months' training in the driving of Motor tractors and the handling of tractor implements was given during 1921-22 to about 20 men.

In Assam, apprentices for employment as demonstrators are trained on the different farms of the province. The training lasts for 2 years and the students get systematic instruction in elementary facts connected with agriculture and simple training in insect pests and their control.

Similar facilities have also been provided at Mandalay in Burma for the training of Junior Agricultural Assistants required by the local Department.

#### Libraries.

337. The fourth edition of the Pusa Library Catalogue was issued during the period under review. The Institute Library is now one of the most up-to-date libraries in the East on agriculture and allied sciences and is freely taken advantage of by scientific workers in India.

Some of the Provincial Colleges also have got libraries reputed to be the best of their kind in India.

#### Text Books.

338. The following text books have been published during the quinquennium:—

- (1) The Agricultural Problems in India by Rai Bahadur Gangaram, C.I.E., M.V.O.
- (2) A Hand Book of Nature study and Simple Agricultural teaching for the primary schools of Burma by E. Thompstone, B.Sc., Deputy Director of Agriculture, Burma.
- (3) Plant Types for college students by Father Ethelbert Blatter, S.J., Professor of Botany, St. Xavier's College, Bombay.
- (4) Fungi and Diseases in Plants by Dr. E. J. Butler, M.B., F.L.S., Imperial Mycologist, Pusa.
- (5) Text Book of Punjab Agriculture by W. Roberts, B.Sc., and O. T. Faulkner, B. A.
- (6) A Hand Book of some South Indian Grasses by Rai Bahadur K. Rangachari, M.A., L.T., Government Lecturing Botanist, Agricultural College, Coimbatore.
- (7) A Manual of Elementary Botany for India by Rai Bahadur K. Rangachari, M.A., L.T., Government Lecturing Botanist, Agricultural College, Coimbatore.

- (8) The Bases of Agricultural Practice and Economics in the United Provinces by Dr. H. M. Leake, M.A., Director of Agriculture, United Provinces.
- (9) Lessons on Indian Agriculture by Dr. D. Clouston, M.A., C.I.E., Director of Agriculture, Central Provinces.
- (10) The Story of Rai Sahib Kuluram Kurmi of Pethgaon, by Dr. D. Clouston, M.A., C.I.E., Director of Agriculture, Central Provinces.

In addition, several bulletins of common interest and educational value have been issued by the Departments of Agriculture in various provinces.

#### (VI) FORESTRY.

339. The Forest Research Institute and College, Dehra Dun, has twofold activities, firstly research and secondly the training of students of the Provincial Forest Service and Ranger classes. The question of training probationers for the Imperial Forest Service at Dehra Dun is under consideration.

340. During the period under review it was decided to decentralise the training of Rangers, the idea being to have three Colleges, one at Dehra Dun under the United Provinces Government for students from that Province, the Punjab (including North-West Frontier Province), Bengal, Assam and the Northern and Central India States, another at Dharwar for students from the Bombay Presidency and adjacent Indian States, and the third at Coimbatore for students from the Madras Presidency, Bihar and Orissa and the Central Provinces. Owing to the inability of the United Provinces Government to provide the instructional staff and take over the College at Dehra Dun the proposed transfer has been postponed until the 31st March, 1927. Local Governments and Administrations and Indian States, etc., are now charged Rs. 1,750 per annum for each Provincial Forest Service student and Rs. 1,500 per annum for each Ranger student. The Bombay Government were unable to proceed with the Dharwar scheme and at the request of the local Government, the Government of India agreed to train at Dehra Dun for 5 years with effect from the 1st April 1922 up to a maximum of 10 ranger students annually from Bombay. Subsequently the Madras Government found that they were unable to maintain the Coimbatore College on the small number of students from the sphere allotted to that College, and suggested that some arrangement should be arrived at which would ensure that the Dehra Dun College and the Coimbatore College should not compete with each other but should co-operate in imparting



the special form of education to which they are devoted, and sanction was accorded to the local Government's proposal that Dehra Dun shall train rangers for the Punjab, North-West Frontier Province, the United Provinces, Bengal and Assam, while the sphere of the Coimbatore College will be Bombay, Central India, Bihar and Orissa, Orissa Feudatory States, Central India States, and the States of Hyderabad, Mysore, Travancore and Cochin. These revised arrangements which will come into force as soon as it is found practicable will be experimental for five years. Rangers for Burma are trained at the Forest School, Tharrawaddy.

Lower Subordinates.

341. The training of Lower Subordinates of the forest service is provided in the various provinces.

Manuals for students.

342. No progress was made in the drawing up of Manuals for the use of students owing to shortage of staff. Mr. R. S. Hole, C.I.E., lately Forest Botanist, who was engaged in the revision of the Botany Manual, has unfortunately been compelled to proceed on leave owing to ill health. The question of having a Manual of Forest Engineering is being considered.

#### (VII) VETERINARY SCIENCE.

Scope of the Department's work.

343. The work of the Veterinary Department has expanded steadily, though, owing to financial stringency, several of the sanctioned posts in the cadre of the Indian Veterinary Service, including some at Veterinary colleges, have had to be kept vacant. The number of officials recruited in the country, *viz.*, Deputy Superintendents, Inspectors and Veterinary Assistants, rose from 1,210 in 1916-17 to 1,478 in 1921-22 but the latter figure is still below the sanctioned strength which was 1,647 officers in 1916-17.

Colleges and Schools.

344. Education continues to be provided in the four Veterinary Colleges at Lahore, Parel (Bombay), Belgachia (Calcutta), Vepery (Madras) and at the Burma Veterinary School at Insein and a small branch school at Taunggyi in the Southern Shan States. The new four years' English course, leading up to the Diploma of Licentiate in Veterinary Practice, Punjab, was introduced at the Lahore Veterinary College in October 1921. Concurrently with this event there has been a great diminution in the admission of students for the first of the new four-year courses but this is very largely attributed to the absence of military students and students from other provinces and States consequent on the general reduction in military establishments and the financial stringency respectively. The Madras College has been strengthened by the addition to its staff of a third officer of the

Imperial Veterinary Service. A new laboratory and extensions to the College have been constructed. With a view to attracting a better quality of candidate for the college the rate of stipends granted to students has been increased from Rs. 10 to Rs. 15.

345. The total number of students attending the four colleges at the close of the year 1921-22 is 475 against 545 at the close of the year 1916-17. The expenditure has increased from Rs. 3,92,096 to Rs. 6,40,939. The number of those who successfully graduated rose from 541 in the previous quinquennium to 677 in the quinquennium under review.

346. The most important feature of the period is the institution at the Imperial Bacteriological Laboratory, Muktesar, of a two-year trial course for officers of the Provincial Veterinary Service in order to enable them to qualify for promotion to the Indian Veterinary Service. Six men are now undergoing this training. The general scheme for a regular post-graduate training at the Muktesar Institute for officers of this class is now under consideration.

347. In 1921 the first batch of five State scholars was sent to England to obtain the diploma of the Royal College of Veterinary Surgeons and thereby to render themselves eligible for appointment to the Indian Veterinary Service. These scholars are due to return to India in 1925. In view of the financial difficulties it has not been found possible to depute any more scholars to the United Kingdom during the year 1922.

## CHAPTER VIII.

## INDUSTRIAL AND COMMERCIAL EDUCATION.

*(I) Technical and Industrial Schools.*

General,

348. The question whether technological training should or should not form part of the functions of an Indian university was discussed very fully by the Calcutta University Commission. Among the witnesses examined by them there was a considerable number who advocated the segregation of technology from the sphere of the university on the ground that the university training would tend to be too academic and not sufficiently practical. The Commission, however, reached the conclusion that "the training of men for responsible positions in scientific industry is a service which the universities along with other institutions may with advantage render to the community. Moreover the inclusion of practical scientific studies in the curriculum of the institutions which are recognised as giving the highest forms of training for various careers has a beneficial effect upon the educational outlook of the whole people; it may be a corrective to a too exclusively bookish tradition in the secondary schools."<sup>1</sup> The Commission, however, uttered a warning against the assumption by any university of technological training without adequate equipment or a fully qualified staff. The cost of the latter has hitherto precluded any large development in this direction, though courses in applied or industrial chemistry have now been adopted at several universities.

Training  
abroad.

349. The majority of Indian students who desire higher technological training still go abroad. Up to the year 1921 ten scholarships were awarded annually by the Government of India, one for each major province, to enable students to proceed to England for training in industries. With the introduction of the Reforms these scholarships were, in common with the administration and finance of education, provincialised. Some of the provinces propose to increase the number of their scholars, but the Lytton Committee on Indian Students in England, which sat in 1921, were impressed with the difficulties in the way of providing facilities for practical training for Indian students in the United Kingdom. These difficulties were referred to in the last review. The Lytton Committee recommend that the opportunities for such training in India should be more fully explored.

Higher  
Technological  
Institutes.

350. Meanwhile for research into the application of science to industry there is one institution, the Indian Institute of Science at Bangalore founded by the late Sir J. Tata, to which

<sup>1</sup> Calcutta University Commission Report, Vol. V, Chapter XLVIII, p. 192.

has been added during the quinquennium the Cawnpore Technological Institute. The practical side of the research work conducted at the Indian Institute has been developed in recent years. There are now 83 students engaged on such research. The Cawnpore Technological Institute was established in January 1920. It was decided on the recommendation of a representative committee that the Institute should provide training for:—

- (i) research chemists in general applied chemistry,
- (ii) technical chemists in oil extraction and refining,
- (iii) technical leather chemists, and
- (iv) technical chemists for bleaching, dyeing and finishing textiles.

The course is one of three years.

351. Another important institution of a lower status is the Victoria Jubilee Technical Institute, Bombay. The Institute gives courses in mechanical and electrical engineering, textile manufacture, technical chemistry and plumbing and sanitary engineering. The competition for admission is very great and there are now 314 students on the roll in spite of the fact that fees have been raised to Rs. 50 a year (or Rs. 25 per term). The scope of the work has been extended recently to include lead burning and oxy-acetylene welding, the expression of oils and fats on a small scale and the testing and analysis of cloth and yarns.

352. Finally there are 276 technical and industrial schools in India, 199 for men and 77 for women, attended by 14,082 pupils, of whom 11,400 approximately are men and 2,700 women. Of these 57 are Government schools, 37 are managed by boards and 182 are under private management, all but twenty of them receiving aid from public funds. The following statement shows the cost of these schools in 1921-22.

Statistics  
of Technical  
and Industrial  
Schools.

*Expenditure on Technical and Industrial schools, 1921-22.*

	EXPENDITURE FROM				TOTAL EXPENDI- TURE.
	Govern- ment Funds.	Board Funds.	Fees.	Other Sources.	
	Rs.	Rs.	Rs.	Rs.	Rs.
Schools for males	12,89,440	1,85,193	84,921	10,59,297	26,18,851
Schools for females	60,166	6,900	4,074	1,32,400	2,03,540
<b>TOTAL</b>	<b>13,49,606</b>	<b>1,92,093</b>	<b>88,995</b>	<b>11,91,697</b>	<b>28,22,391</b>

*N.B.*—The *Schools of Art* are not included in this table.

Need for a  
suitable  
environment.

353. These schools are mostly craft schools. Their success depends on the extent to which they meet a real local demand. The need for an industrial background in the area served by an industrial school is not fully appreciated by many who advocate technical education. These are they who "stand fast in the faith that commerce and industry must flourish if commerce and industry are taught in schools and that employment must follow on the economic blossoming. In reports, in council and in conference we have sought for many years to lay this ghost. Commerce and industries do not start at the bidding of academies. Experience has demonstrated this in the East and in the West. Technical instruction in local institutions for markets which do not locally exist must be expensive and theoretical and futile."<sup>2</sup>

K. E. M.  
School,  
Akyab.

354. A striking illustration of the truth of the foregoing remarks is furnished by the brief history of the King Edward Memorial Technical School, Akyab. Founded in 1913 by public subscriptions, its expensive buildings were completed before serious thought was given to subjects for instruction, instructors or pupils. It was maintained by public subscriptions (which eventually fell to thirty rupees a month), the Akyab District Fund and Provincial funds. It provided classes in carpentry, tin-smithing, cane-work and book-keeping, attracted boys by stipends of Rs. 15 monthly and was managed by a local board of directors till July 1921 when they handed it over to the Catholic Mission. Brother Arnold, who had been directing industrial education in America, was sent to take charge of it, but at the end of the year 1921-22 the Mission closed the school. Brother Arnold reports as follows:—"Of all the boys in my charge none had any ambition to study and they were too lazy to work. There has never been one boy of a respectable family in Arakan to attend the school. The boys are all poor, mostly taken off the street and came here only to earn a little spending money. You cannot make a good school with bad material. The school during its entire existence to my knowledge has never turned out one boy of any practical use. I do not know of any school in the world that has devoted such sums of money for the benefit of people who have responded so little. An industrial education for a boy in Arakan is useless because there are no industries. An industrial school must be founded on the industries of a country."<sup>3</sup> The Moulmein Trades School was an even more costly test of the local demand for industrial education but a less effective one because classes were never actually opened. The valuable buildings are now being used for the Government High School.

<sup>2</sup> Assam, pp. 72-73.

<sup>3</sup> Burma, p. 48.

355. Another class of technical school which has not proved successful is the primary industrial schools of the Punjab. These schools were intended to provide for the children of artisans some training in their hereditary occupations combined with a minimum of general education, in short to take the place of premature apprenticeship. It is reported that the technical education they provide is insufficient to secure their pupils paid apprenticeships on leaving while the general education which they give is naturally of a low standard. Punjab  
Industrial  
Schools.  
(a) Primary.

356. On the other hand the middle industrial schools of the Punjab, although they showed little change either in number or attendance, have attained a certain degree of popularity owing to the practical nature of their courses. The most popular subject is carpentry. The courses of study have been transformed. Literary education is not now attempted, six of the eight daily hours of work being given to practical craft and the remaining two to subsidiary subjects such as scale-drawing. Mr. Heath, the Inspector, remarks—"Whatever may be said against stopping general education after the primary stage in these schools, there is one fact which stands out to any observer. This is the very great advance in the quality and the finish of the work, and that notwithstanding many handicaps and the absence of almost every modern aid to good work."<sup>4</sup> (b) Middle.

357. Still more successful is the Railway Technical School at Lahore. Originally founded with the intention of supplying literate apprentices to the workshops of the North Western Railway, this has now become one of its least important functions. It gives an elementary training in carpentry, iron work, mechanical drawing, etc. Those of its students who do not wish to proceed for an advanced course in the Mayo School of Arts easily find employment and consequently it maintains a steadily increasing recruitment. (c) Railway  
Technical  
School.

358. Schools of a similar type are found in Madras. During the year 1921-22 there were 38 aided industrial schools in that province, many of them situated in out-of-the-way places. "These assisted schools provide a reasonably efficient form of trade instruction at an extremely low cost to Government."<sup>5</sup> Most important of the industrial schools in Madras is the Perambur Trades School which furnishes an interesting instance of the value of co-operation between the Department of Industries and a large works organisation. The railway authorities provide the building and equipment and arrange Madras  
Schools.

<sup>4</sup> Punjab, p. 124.

<sup>5</sup> Madras, p. 50.

to send their apprentices in working hours, while the Madras Trades School furnishes the trained staff.

In the Madras Presidency "there is not yet a real industrial atmosphere or an industrial class. Much of the labour used in industry is drawn from agriculture and ready at any time to return to agriculture and the ordinary industrial worker, though performing his own job to the best of his ability, takes little interest in other processes or in the works as a whole. Institutions like the Madras Trades School tend, to an appreciable extent, to create an industrial atmosphere and to stimulate a livelier interest in the mind of the worker in his work and allied occupations."<sup>6</sup> These remarks admit of a general application.

**Bengal  
Schools.**

359. Technical schools in Bengal, such as the Kalimpong industrial school, teaching tailoring and gardening, and the Comilla Elliot Artisan School, teaching carpentry and blacksmithing, also show an improved attendance. A site for the Calcutta Technical School has been purchased at a cost of about 8½ lakhs of rupees. It will enable a greatly improved training to be provided for apprentices and others employed in engineering work in or near Calcutta, besides forming the nucleus of a technological institute affording facilities for higher technical training in various subjects. Another step in the same direction is the opening of a school at the Kanchrapara workshops of the Eastern Bengal Railway where educated Indians may take a full course of apprenticeship combined with technical instruction of a higher kind. There is a Board of Control of Apprenticeship Training whose advice is invariably sought in such developments. The railway workshops at Lillooah and Kharagpur likewise provide training facilities for apprentices.

**Central  
Provinces.**

360. The Central Provinces report the opening of three new schools of crafts at Jubbulpore (Robertson Industrial School) in 1918, at Chandametta in August 1920 attached to Messrs. Shaw Wallace & Co.'s collieries and workshop, and at Akola. It is proposed to open two more such schools at Itarsi and Raipur when funds become available. The schools train carpenters, black-smiths, fitters, turners, etc.

**Bombay  
Schools.**

361. The R. C. Technical Institute at Ahmedabad was founded by the late Sir Chinubhai Madhavlal and taken over by Government in 1917. It is attended by 78 pupils. The subjects taught are spinning, weaving and mechanical engineering. It possesses equipment of a very complete character and is an institution of great potential value to the mill industry of Ahmedabad, for which it is designed to train youths as foremen and overseers.

<sup>6</sup> Madras, p. 47.

362. In Bihar and Orissa, the Jamshedpur Technical Institute was started by the Tata Iron and Steel Company in 1921. Its object is to train and supply skilled Indians for the various departments of the Company. A fuller account is given in paragraph 431. A scheme for the establishment of the proposed Tirhut Technical Institute at Muzaffarpur is under consideration. The Institute will have mechanical engineering classes for apprentices and industrial classes for artisans.

B. and O.  
Schools.

363. The industrial schools in Assam are doing well. The establishment of a School of Handicrafts at Sylhet was sanctioned during the period under review. The Public Works Department are responsible for the administration of such part of the Williamson funds in Assam as is devoted to the training of artisans. The period of apprenticeship is usually of three years. There were at the end of the quinquennium sixteen such apprentices of whom fourteen are practising in railway workshops.

Assam  
Schools.

364. The aforementioned institutions each provide elementary technical training in a variety of trades or handicrafts. For the more important industries of India there are special schools. Such, for example, are the Government Weaving Institutes at Serampur and Benares, and the Saunders Weaving Institute at Amparapura (Burma). The attendance at the Bengal institution which has hostels for the four principal communities rose from 78 to 187 and the cost of maintenance from Rs. 6,000 to Rs. 15,000. Dyeing classes have now been added. A system of Government loans to ex-students for the purchase of improved plant has been instituted and is proving successful, the loans being repaid with fair regularity. Attached to this Institute are six peripatetic centres giving short practical courses in weaving. Through the agency of these centres over five thousand fly-shuttle sleys have been brought into use. At the Benares Institute the technical course extends over three years and follows the syllabus of the City and Guilds Institute, London. The Institute has also a short artisan course and supervises the work of peripatetic weaving schools. There are, in addition, in the United Provinces some district weaving schools maintained partly by Government, partly by local bodies.

Special  
Industrial  
Schools.  
(a) Weaving.

The School of Dyeing and Printing, Cawnpore, has attained to a considerable reputation and is one of the centres for the City and Guilds examinations. The examiners in their report for 1920 state that "two candidates at the Government School of Dyeing and Printing, Cawnpore, obtained higher marks than any candidate in the United Kingdom."



“The Saunders Weaving Institute has been a success since its institution about ten years ago because it was set up in a locality where hand-loom weaving was the traditional industry, and because, especially by popularising the flying shuttle, it has enabled hand-loom to compete with power-loom products.”<sup>8</sup>

Wood and  
Leather  
work.

365. Amongst schools of carpentry may be mentioned the Government Wood-working Institute at Bareilly and the Allahabad Carpentry School which includes classes for training teachers and for British troops.

For leather workers two successful schools are maintained at Cawnpur and Madras. The former has proved so popular that another similar school has now been established at Meerut. The Leather Trades Institute at Madras attracts students from all parts of India. Of the 68 students four were from Delhi, eight from the Punjab, four from Kashmir, two from the United Provinces and several from Indian States.

Control.

366. With the transfer of education in 1921 the control of industrial schools was in most provinces entrusted to the Department of Industries. The distribution of work between the Education and Industries Departments varies in the different provinces. In Bombay, to quote one example, the control of industrial schools is in the hands of the Director of Industries while that of technical schools is entrusted to the Education Department, working through a Committee of Direction. This Committee consists of seven members including the Directors of Industries and Public Instruction and the Principal of the Poona College of Engineering. The Committee recognises technical schools, recommends grants to be paid by Government, regulates the courses and standards of education and arranges for their periodical inspection and examination. It is reported that the certificates awarded by the Committee are held of considerable value as qualifications for securing employment in industrial firms, railway companies, etc. The position in most provinces is that some forms of technical training are controlled by the Department of Industries, some by the Public Works Department, some by the universities, while with the development of vocational courses in secondary schools and intermediate colleges an increasing amount of such training will be provided in institutions under the control of the Education Department. “The urgent need of the hour is to co-ordinate the work which is controlled by such a variety of authorities and to evolve some definite policy based on the acceptance of a few general principles.”<sup>9</sup>

<sup>8</sup> Burma, p. 48.

<sup>9</sup> Punjab, p. 126.

## (II) Schools of Art, 1921-22.

Statistics.

Schools.	Pupils.	EXPENDITURE FROM			TOTAL EXPENDITURE.
		Government and Board Funds.	Fees.	Other Sources.	
		Rs.	Rs.	Rs.	Rs.
The School of Arts, Madras	1 234	74,730	13	7,956	82,699
Sir J. J. School of Art, Bombay . . . . .	1 343	1,20,751	5,594	2,187	1,28,532
Schools of Art, Bengal . . . . .	4 424	48,929	6,327	8,888	64,144
The School of Arts and Crafts, Lucknow . . . . .	1 106	52,310	1,332	6,866	60,508
The Mayo School of Arts, Lahore . . . . .	1 225	80,796	1,471	..	82,267
<b>INDIA</b> . . . . .	<b>8 1,332</b>	<b>3,77,516</b>	<b>14,737</b>	<b>25,897</b>	<b>4,18,150</b>

367. There are five Government Schools of Art, situated at Calcutta, Madras, Bombay, Lucknow and Lahore; there are also two small aided schools and one unaided school in Bengal. The name given to these schools is somewhat misleading. Although they all include departments of art in the narrowest sense of the word, *i.e.*, of drawing and painting, their activities are chiefly devoted to the encouragement of Indian industrial art and its application under modern economic conditions. A very full and interesting account of these activities was given in the last quinquennial review. These institutions are, if any such generalisation is permissible, essentially schools of applied design. In this work they have been eminently successful. "There is no denying the fact,"<sup>22</sup> says the Director of Industries in the United Provinces, "that the School of Arts and Crafts has been responsible for the dissemination of thousands of improved designs."<sup>10</sup> In the past the art schools were much criticised for a want of vitality and definite objective. There was a mistaken idea that by the mere copying and reproducing of beautiful objects of traditional Indian art, the art could be re-vitalised and the demand for such objects revived, quite irrespective of the question whether such objects met the natural requirements of the people or were valued merely for their good workman-

<sup>22</sup> United Provinces, p. 110.

ship and as objects of curiosity. The pattern books of the past did much to foster this idea. As a record they are excellent as also was the old Art Journal, but as a means of developing and guiding Indian art upon lines suited to the demands of the country they were both useless.

General  
conditions.

368. The schools are developing each on its own lines influenced largely by the local environment. The Calcutta School has been instrumental in creating a school of Indian painting the reputation of which now extends beyond the confines of India. The Lahore School is essentially a school of arts and crafts, for the Punjabi is by nature a skilled craftsman but owing to his inland position he has been little influenced by the development of designs to meet modern requirements, hence his creative work has tended to become stereotyped and without vitality. Of the influence on art of environment the Principal of the Sir Jamsetjee Jeejeebhoy School of Art, Bombay, writes an interesting memorandum from which the opening paragraph is quoted:—"In considering the growth and progress of art in Bombay during the past five years one cannot but be struck by the fact of the unusual possibilities offered by the city in this connection. Its situation is beautiful and inspiring; its bazaars teem with varied colour; its crowded streets are thronged with probably the most classical figures in the world; its wealth is more than sufficient to sustain a civic patronage of the Fine Arts equal to that of Mediæval Florence and its population are on the whole of a frank and open-minded character naturally inclined to progress and to the assimilation of ideas. The city is renowned, if not for the subtlety of its intellectual achievements, at any rate for its abounding vitality, its dislike of sham, and its bold hold upon realities. The cause of these stirring qualities is doubtless deep-rooted in geographical, historical, and physiological conditions into which it would be a digression to enter here, but which have collectively persuaded many knowledgeable observers that the omens in Bombay are favourable and perhaps uniquely so, to a revival of the Fine Arts in India."<sup>11</sup> Special attention has been paid in the Bombay School since the appointment of the new Principal, Captain Solomon, in 1920, to the art of mural decoration. This work received generous encouragement from His Excellency Sir George Lloyd. The mural paintings on the walls of the Art School executed by the staff and students have excited much public interest and attracted thousands of visitors. It is possible to foresee a great future for this revival of one of the most ancient forms of Indian art.

<sup>11</sup> Bombay report.

369. How wide a range of subjects is undertaken by these schools may be illustrated from the following figures of the Bombay School. Of the 343 students 141 are in the Reay Workshops studying various handicrafts, such as pottery, wood-work, brass-work, etc., 35 learn drawing, 65 painting, 24 modelling, 19 attend the course for drawing teachers and 59 attend the architectural course. The Public Works Department Reorganisation Committee was so much struck by the potentialities of the last course that they recommended its development into a complete course for the training of architects. Financial stringency has so far prevented the adoption of this recommendation.

370. The Mayo School of Arts, Lahore, also opened during the quinquennium a class for architectural draftsmen under the supervision of the Government Architect. The school was provided in 1921 with an excellent hostel to which a study room, workshop and playing fields are attached. The class for drawing masters for secondary schools meets a practical need and its ex-students are much in demand in the Punjab and in the neighbouring provinces.

371. There appears to have been some danger of this side of the school work being over-emphasised in the School of Arts and Crafts, Lucknow, for Mr. A. C. Chatterjee reviewing the position said "with regard to the status of the school the first principle is that it is not to be a seminary for drawing masters, the second principle is that it shall be primarily a seminary of design and the third principle is that work must be manual and not done by machinery."<sup>12</sup> This passage summarises the conclusions of an expert committee which examined the working of the school and defined its functions. A similar committee was appointed towards the close of the quinquennium to re-organise the work of the Madras School of Art. Its proposals are now being considered by the Madras Government.

### (III) Commercial Education.

Statistics

#### (a) Colleges and Schools of Commerce.

	INSTITUTIONS.		SCHOLARS.	
	1917.	1922.	1917.	1922.
Colleges . . . . .	3	5	416	421
Schools . . . . .	67	134	3,311	7,080
TOTAL . . . . .	70	139	3,727	7,511

<sup>12</sup> United Provinces, p. 110.

*(b) Expenditure on Colleges and Schools of Commerce.*

Expenditure.	COLLEGES.		SCHOOLS.	
	1917.	1922.	1917.	1922.
	Rs.	Rs.	Rs.	Rs.
From Government Funds . . . . .	40,015	60,581	37,479	69,747
„ Board Funds . . . . .	..	..	1,507	4,108
„ Fees . . . . .	46,145	35,932	82,925	1,69,869
„ Other Sources . . . . .	6,196	2,555	16,729	75,096
TOTAL . . . . .	92,356	99,068	1,38,650	3,18,820

372. The foregoing table shows a remarkable increase in the number of institutions providing training for commerce and in the number of students under training. The numbers are even more striking when contrasted with the figures of ten years ago which showed 28 schools of commerce with some 1,500 pupils. It must, however, be admitted that the majority of these commercial institutions consist of little more than classes in shorthand, typewriting and accountancy attended by clerks out of business hours and conducted by the Young Men's Christian Association or as commercial enterprises. Still the public demand for the provision of some higher form of commercial education has strengthened during the quinquennium. In some places it has anticipated the economic demand, having originated rather from a desire for employment and from a mistaken assumption that the supply of men trained in commerce will create commercial openings than from any active demand on the part of the commercial community. The products of some of the recently opened commercial institutions have found at times difficulty in obtaining suitable employment.

Degrees and diplomas.

373. Degrees in Commerce (B. Com.) are awarded by the universities of Bombay, Lucknow and Mysore and diplomas in Commerce by the universities of Allahabad and the Punjab. Elsewhere commercial students who complete their courses (many of them leave after acquiring some skill in typewriting to obtain immediate employment) sit either for examinations conducted by official boards as in Madras and Bengal or for those of the London Chamber of Commerce.

374. The most important commercial institution in India is the Sydenham College of Commerce, Bombay. Its aim is to furnish young men embarking on a business career with a university education of such a kind as will assist them to rise to responsible and important positions, and at the same time to promote the study of social conditions by means of specialised courses in economic science. It teaches a four years' course leading to the B. Com. degree of the Bombay University. The number of students admissible is restricted by the staff and accommodation available; the enrolment is between 240 and 250 but the number of applications for admission in one year exceeded five hundred. The College has already established its reputation and its graduates are able to command higher salaries for their services than the ordinary graduates in Arts. "Practically all the students who graduate from this College find suitable openings at salaries varying from Rs. 100 to Rs. 200 per mensem soon after their results are declared and some of them within a few years are able to earn as much as Rs. 400 to Rs. 500 per mensem."<sup>13</sup> In view of the demand for admission it is satisfactory to learn that the Bombay Government are making arrangements to allot enlarged premises to the College. It is hoped also to open a course in Actuarial science and another in Railway transport.

Sydenham  
College of  
Commerce,  
Bombay.

375. Next in importance is the Institute of Commerce, Madras, which is intended to train men to qualify as auditors under the Indian Life Assurance, Provident Assurance and Companies Acts. It is also intended to prepare men for responsible positions in commercial undertakings. The Institute at present occupies rooms in the Law College but a site has been selected for a permanent building. Both at Bombay and Madras the Provincial Government is assisted in the management of the college and institute by a council containing representatives of the commercial community. Other institutions which deserve mention are the Government Commercial Institute, Calcutta, the School of Commerce, Calicut, and the Institute of Commerce, Lahore. The majority of the students trained in these schools secure employment in clerical posts in Government or private service.

Institute of  
Commerce,  
Madras, etc.

376. The Accountancy Diploma Board of Bombay constituted at the instance of the Government of India held its first examination in 1918. It now holds examinations simultaneously at Bombay, Madras, Calcutta and Allahabad. Of 223 candidates who appeared during the quinquennium only 48 passed and of these only 27 satisfied the Board in the matter of practical training in accounts. The successful candidates

Accountancy  
Diploma  
Board.

<sup>13</sup> Bombay report.

secured diplomas qualifying them to practise as auditors under the Indian Companies Act.

Teaching of  
commercial  
subjects in  
ordinary  
schools.

377. Some commercial subjects usually confined in practice to shorthand, typewriting, book-keeping and commercial geography are included among the alternative courses leading up to School-Leaving Certificates. These subjects are taken during the last two years of the high school course by some of the students who do not propose to proceed to the university, for a pass in these subjects does not qualify for matriculation. This experiment in vocational education would be more successful if the boys did not labour under the disadvantage of an imperfect knowledge of colloquial English, which detracts considerably from their proficiency in such subjects as shorthand. The Calcutta University Commission recommended the inclusion of commercial departments in the intermediate colleges which they wished to see established and, whether such colleges come into being or not, it is probably at the intermediate stage that vocational education of this kind should prove most successful.

CHAPTER IX.

EDUCATION OF SPECIAL CLASSES AND COMMUNITIES.

(i) *Education of Chiefs and Higher Classes.*

378. For the education of the sons and relatives of the <sup>Institutions.</sup> chiefs and princes of India, whose families rule over one-third of the continent, five Chiefs' Colleges are maintained. These colleges are:—

	Number of pupils.
Mayo College, Ajmer, for Rajputana Chiefs . . . . .	99
Daly College, Indore, for Central India Chiefs . . . . .	51
Aitchison College, Lahore, for Punjab Chiefs . . . . .	95
Rajkumar College, Rajkot, for Kathiawar Chiefs . . . . .	53
Rajkumar College, Raipur, for Central Provinces and Bihar and Orissa Chiefs.	64
	<hr/> 362 <hr/>

The college at Raipur, which had previously possessed a somewhat non-descript status, was admitted to the full rank of a Chiefs' College in 1921.

379. In point of buildings, staff, and organisation these <sup>Their</sup> institutions approach much more nearly to the English Public <sup>general</sup> Schools than to the ordinary Indian high schools. The build- <sup>character.</sup> ings, which have been erected mainly from contributions given by Indian princes, are from an artistic point of view among the most notable educational buildings in India, though from a scholastic point of view it must be admitted that they are in some respects defective, for example in the accommoda- tion for science teaching. They are situated in beautiful grounds, which provide ample space not only for the ordinary school games but also for polo. The hostels allow a separate room for each pupil or for any two pupils of the same family.

The staff of each college includes at least two European masters of the type usually employed in English public schools in addition to a strong body of Indian masters. The classes are consequently small and much individual attention can be devoted to the scholars.

380. The colleges prepare for a special diploma examina- <sup>Courses.</sup> tion, corresponding approximately to the matriculation in standard, conducted by the Government of India: in the case of the Mayo College older pupils also prepare for a further or post-diploma examination, which is at least equivalent to the



degree examination of an Indian university. It is perhaps misleading to describe the colleges as preparing for these examinations, for the position and outlook of the students, the quality of the teaching and the traditions of the colleges prevent the unnatural domination of the examination over the work of the masters and boys, which is so unsatisfactory a feature of the ordinary high school. The institutions are entirely residential and a great feature is made of the out of school life of the pupils. The results are evident not only in the excellence of the students at games but also in the quality of their manners.

Effects of the War.

381. The colleges suffered severely from the war, as the majority of the European members of the staff joined the Indian Army Reserve of Officers and served in various campaigns. The Daly College, Indore, in particular, was affected, for it was decided in 1918 to take advantage of an offer made by its Council and use the college as a preparatory school for Indian officers. Of the scholars of the Daly College some went to the Mayo College, Ajmer, and some returned to their homes. The college was re-opened after the war and is now recovering its numbers.

Finance.

382. The colleges further suffered after the war from the prevailing financial stringency. It was necessary to raise the pay of the staff, both European and Indian. The Government of India was not in a position to increase its grants to the colleges. Indeed it has in some cases reduced them. The additional expenditure had to be met from fees and subscriptions. The fees have been raised at all the colleges, but even now they form but a small proportion of the expenses of a boy attending a Chiefs' college. The highest fees, for example, for ordinary pupils are charged at the Aitchison College, Lahore, Rs. 75 a month; but it actually costs a boy from Rs. 2,000 to Rs. 3,000 a year to live at this college and this is not an exceptional figure.

Other institutions.

383. Among provincial institutions for the education of higher classes are a school for the sons of Shan chiefs in Upper Burma, the Colvin Taluqdar's School at Lucknow for the sons of the landed gentry of Oudh, and the Queen Mary's College at Lahore for the education of girls of good family. Of the Colvin School it is said that the pupils had in the past little incentive to work "but present developments have opened dignified careers in politics, in the army and the civil services, while the evolution of new social and economic conditions demands the attention of landlords to the management of their own estates."<sup>1</sup> Queen Mary's College has prospered under Miss Walford and now has an attendance of 89 girls.

<sup>1</sup> United Provs., p. 132.

The Court of Wards' School at Newington, Madras, was closed in 1919 after the murder of the principal, Mr. de la Hey. Hastings House School, Calcutta, was also closed for lack of support.

(ii) *European Education.*

384. European schools in India, although included in the general system of public instruction, form a class by themselves. They owe their origin partly to the need of the European community domiciled in India for schools in which the teaching is conducted throughout in English, partly to the desire of the community to maintain a distinctively European character in the instruction and training given to their children. These schools, though controlled by provincial governments, have many common ties. - They are governed by a single all-India code of regulations; provincial governments are at liberty to modify this code to suit local conditions and have in fact introduced a number of local modifications, but in their essential features European schools are not subject to the provincial variations which affect Indian schools. Most of them prepare their pupils for a single series of public examinations—the Cambridge Locals: many of them, the hill schools in particular, draw their pupils from different, sometimes remote, parts of India.

Distinction  
between  
European and  
Indian  
Schools.

385. The distinctive character of European education has been recognised in the rules framed under the Government of India Act, which provide that European education shall be a "reserved" subject under the control of a Member of Council and not a "transferred" subject under a Minister responsible to the elected legislature.

386. Although Government maintains a few schools of a special character chiefly designed for the education of the children of British soldiers who are serving or have served in this country, the majority of the European schools in India are under private, usually denominational, management. In the Bombay Presidency, for example, there are in all 87 institutions of which 82 are aided: of these 45 are managed by Roman Catholic Missions, 16 belong to the Church of England, 5 are managed by other Protestant Missions, one is a Jewish school and the remainder, including ten railway schools, are undenominational. Of the undenominational European schools in India the majority are managed or aided by the railways. The East Indian Railway, for example, besides supporting one hill school (Oak Grove at Mussoorie) maintains twenty-one schools and aids seven other local schools for Europeans in the plains. (The same Railway maintains or aids ninety-two schools for their Indian employees.)

Management.

**Classification.** 387. Although European schools are alike in their general organisation, they are, like Indian schools, classified into high, middle and primary; but the difference in their case between the grades is one of degree and not of kind. A primary school which contains a small number of senior pupils who have passed the primary stage (and there are many such schools catering for the needs of small isolated European communities in the plains) is for statistical purposes classified as a middle school. This accounts for the fact that of 385 schools for the general education of Europeans 283 are classed as secondary, although of the 42,000 children in attendance nearly 30,000 are in the primary stage. In the same way the four arts colleges for Europeans are in fact nothing more than high schools to which post-matriculation classes have been added. This explanation is needed for the proper understanding of the following tables:—

**Statistics.**

(a) *European Schools with Scholars, 1921-22.*

Institutions.	Colleges.		High Schools.		Middle Schools.		Primary Schools.		Special Schools.		Unrecognised Schools.		TOTAL.	
	Institutions.	Scholars.	Institutions.	Scholars.	Institutions.	Scholars.	Institutions.	Scholars.	Institutions.	Scholars.	Institutions.	Scholars.	Institutions.	Scholars.
For males	2	188	65	12,160	52	5,653	46	2,812	17	909	1	20	183	22,048
For females	4	358	88	13,081	78	7,669	56	2,326	35	638	..	..	261	24,572
TOTAL	6	846	153	25,247	130	13,322	102	5,638	52	1,547	1	20	444	46,620*

\* Of these 41,782 are Europeans and the rest belong to other communities.

(b) *European scholars according to stages of instruction, 1921-22.*

Scholars.	Collegiate Stage.*	High Stage.	Middle Stage.	Primary Stage.	Special Schools.	Unrecognised Schools.	TOTAL.
Males	355	1,770	4,899	14,897	1,020	40	22,987
Females	195	1,279	4,396	14,851	907	23	21,651
TOTAL	550	3,055	9,295	29,748	1,927	63	44,638†

† This includes 2,856 European scholars reading in institutions for Indians.

388. In 1916-17, there were 7 colleges, 150 high, 142 middle, 97 primary, 48 special and 2 unrecognised schools, with a total enrolment of 42,621, of whom 39,530 were

Europeans. (The details will be found in the supplemental tables in Vol. II.)

The decrease in the total number of secondary schools is due to the adoption of a policy of concentration, which will be described later.

389. European education presents a number of interesting problems some of which were discussed at a conference held in Simla in 1912; an account of this conference was given in the last quinquennial review. Many of these problems are still unsettled, while others have arisen since the introduction of the constitutional reforms. Before considering them I subjoin a table showing the expenditure on European education and the sources from which it is derived. Expenditure.

*Expenditure on recognised institutions for Europeans.*

Year.	EXPENDITURE FROM				TOTAL EXPENDITURE.
	Government Funds.	Board Funds.	Fees.	Other Sources.	
	Rs.	Rs.	Rs.	Rs.	Rs.
1921-22 .	46,70,968	21,653	49,06,770	36,73,835	1,32,73,226
1916-17 .	36,46,883	27,908	33,41,183	25,87,214	96,03,188

390. The outstanding feature of the above table is the very high proportion of the cost (about 65 per cent.) which is met from fees and from private sources. The corresponding figures for Indian education are as follows and show that only 35 per cent. of the total expenditure is met from fees, etc. Fees.

*Expenditure on recognised institutions for Indians.*

Year.	EXPENDITURE FROM				TOTAL EXPENDITURE.
	Government Funds.	Board Funds.	Fees.	Other Sources.	
	Rs.	Rs.	Rs.	Rs.	Rs.
1921-22 .	8,55,59,060	2,47,09,497	3,31,01,878	2,71,09,308	17,04,79,743
1916-17 .	3,55,15,970	2,22,89,710	2,85,29,955	1,69,44,245	10,32,79,880

Fees.

391. It is satisfactory to note that, when the cost of European education rose in company with the general rise in prices after the war, the greater part of the additional expenditure was met by the community itself in the shape of increased fees. While the cost to Government of each European scholar rose from Rs. 81 to Rs. 103 the average fee paid for each scholar rose from Rs. 80 to Rs. 108. In Bombay and in the Punjab the appreciation of the fee rates is phenomenal; in Bombay the cost to Government of each scholar fell from Rs. 101 to Rs. 100 while the average fee rose from Rs. 68 to Rs. 124; in the Punjab, Government expenditure fell from Rs. 195 to Rs. 190 per scholar, while the average fee paid rose from Rs. 113 to Rs. 241. The fee charges are of course greatest in hill schools, where they amount to about Rs. 40 or Rs. 50 a month. For example, in the St. Paul's School at Darjeeling the fee for boarders is from Rs. 75 to Rs. 80 and for day boys from Rs. 30 to Rs. 40; in the Bishop Cotton School, Simla, the fee for boarders is Rs. 50, and for day boys Rs. 16.

A partial explanation of the comparatively large fees charged in European schools is to be found in a difference in the hostel systems of Indian and European schools. A boarder at an Indian school pays at the most a small charge for his accommodation and makes his own arrangements for his food; a European boarder pays an inclusive fee to the school which, in accordance with the ordinary English practice, provides him with both board and lodging, sometimes also with clothing. About half of the amount included under the head of fees in the table for European schools represents boarding charges.

Hill Schools.

392. It will be deduced from this fact that many of the European scholars are boarders. This is the case. European schools fall roughly into three categories. There are first the hill schools situated at centres such as Simla, Murree, Mussoorie, Darjeeling and in the Nilgiris. Every European parent will, in the interests of his children's health, send them for education to a temperate climate if he can afford to do so; the more well-to-do send their children to England; the majority have to be content with sending them to schools in the hills. Consequently many of the hill schools are very crowded and some of them have long waiting lists. The schools have done their best to expand to meet the demand. During the past five years the Dow Hill and Victoria schools at Kurseong have adopted extensive building alterations, including new dormitory buildings estimated to cost over five lakhs, towards which Sir Percy Newson made a munificent donation of two lakhs. At Simla, the Auckland School for Girls has provided itself with a fine new building

and the Ayrcliff High School has purchased new premises. The Boys' School at Ghoragali has been completely rebuilt. The S. P. G. Mission is opening two large boarding schools at Ranchi, one for boys and one for girls, the buildings of which are estimated to cost 3½ lakhs.

"In 1921 the Lahore Diocesan Board of Education adopted a comprehensive policy, not yet carried to completion, of transferring all but primary schools to the hills. In pursuance of this policy the boys were sent from Lahore to the Lawrence School at Ghoragali; all the girls to St. Denys' School at Murree."<sup>2</sup>

Another striking illustration of the preference of European parents for hill schools is the action taken by the Bombay Educational Society, which has acquired a fine site at Deolali and proposes to move to that spot the large boarding schools which it at present maintains in Bombay. "The whole scheme involving the transfer of 500 boys and girls from the fever-stricken atmosphere of Byculla to the upland breezes of the plateau is fraught with enormous advantages to the domiciled community."<sup>3</sup>

393. Towards the close of the quinquennium the Secretary of State sanctioned the provincialisation of the Lawrence Memorial School, Ootacamund. This school is designed primarily for the orphans and children of British Officers and soldiers who are serving or have served in India. It is under a managing committee composed largely of military officers. Under the new arrangement the Government of Madras will assume full financial control and responsibility for the institution in return for certain grants which the Government of India have agreed to make for its support.

394. Even if the accommodation at the hill schools were not limited, there must still remain a demand for European day schools in large centres of population in the plains. Some of these schools such as La Martinière schools at Calcutta and Lucknow and the Doveton schools at Madras have established fine traditions. But the need for concentration of effort with a view to the economy of resources is everywhere felt. In Madras the question is pressing, but hitherto sectarian and social differences have stood in the way of a solution. These obstacles have fortunately been overcome in Bombay, where the amalgamation of the Indo-British with the Bombay Educational Society's schools was effected in 1921 and subsequently the authorities of the Cathedral schools, the Bombay Scottish Educational Society and the Bombay Educational Society have decided to pool their assets

Concentration  
of schools  
in the plains.

<sup>2</sup> Punjab, p. 134.

<sup>3</sup> Bombay report.

and work with a combined staff. "The religious difficulty has been solved by allowing each religious body freedom to give religious instruction to the pupils on Presbyterian or Anglican lines according to the parent's wishes."<sup>4</sup>

395. A third class of European schools are those situated at small centres on the plains, such as railway junctions, where there may be a group of European subordinate officials with their families. In this case too concentration is possible and has in some cases been achieved. The North Western Railway, for example, has adopted this policy. "Hitherto there has been a certain number of small schools in remote places generally maintained or assisted by the Railway authorities; and these can neither be staffed nor maintained in such a way that discipline and teaching would ordinarily be satisfactory. Many of these have been closed; and the Railway has provided a liberal system of scholarships by which its employees can send their children to schools in the hills."<sup>5</sup>

Admission of  
non-  
Europeans.

396. In order to obtain admission into a European school it is not necessary that a child shall be born of parents wholly or even partially European. The term 'European' as used for educational purposes has a wide extension. Amongst the *quasi*-Europeans, for example, are the Armenians, who are admitted freely to European schools on the strength of a charter granted by the East India Company according the community equal rights and privileges with the English *in perpetuo*. Besides admitting those whose claims to be regarded as Europeans are doubtful, European schools have always been open to a certain number of non-Europeans. The maximum number of non-Europeans admissible to any school was originally fixed by the European School Code at 15 per cent. of the enrolment. A school with a higher percentage of non-Europeans on its rolls ceased to be classed as a European school. In accordance with the powers vested in local governments to modify the provisions of the code this percentage has been relaxed in some provinces, for example in Bombay, where it has now been raised to 20 per cent. or in the case of a few exceptional schools to 33 per cent. The object of the original provision in the code was to permit the admission to European schools of the children of those well-to-do Indians, who desired to provide their sons with an education more approximating to that of an English secondary school than that obtainable in an Indian high school. The concession has been valued and a general relaxation of the percentage up to 25 per cent. has been advocated. If, as some urge without sufficient consideration, there is no restric-

<sup>4</sup> Bombay report.

<sup>5</sup> Punjab, p. 134.

tion placed upon the admission of non-Europeans into European schools there is a risk that in time the schools may lose their European character. In this event they would neither satisfy the needs of the community in whose interests they were founded (and in some cases endowed), nor would they continue to attract the class of Indian pupils who now attend them. On the other hand, there is an increasing number of non-European families whose habits are such that their children are more at home in European schools. In some parts of India "the attempt to subdivide our educational system into two sub-systems—Indian and European—based on purely racial distinctions has largely broken down; there is a steadily increasing pressure for the admission of non-Europeans which many think it desirable to encourage, regarding habits of life rather than difference of race as the proper basis of organisation."<sup>6</sup> Actually the question is of academic rather than of practical interest. It is very rare for European schools to contain the full percentage of non-European children admissible. Caste and custom prevent much advantage being taken of the boarding schools: few Indian parents are prepared to pay the high fees charged for tuition in European schools: still fewer have children qualified to receive instruction from the lowest stage through the English medium. There are moreover many Indian parents who doubt whether such complete anglicisation is the best preparation to fit an Indian boy for his future environment.

397. Every phase of Indian education has its examination problem and European education is no exception to the rule. The subject was discussed in the last Quinquennial Review. The point then and still at issue was the relative merits of provincial examinations conducted by departments of education and the Cambridge Local examinations. The latter have been adopted as standard examinations in most provinces. The chief merit claimed for them is the general recognition accorded to them throughout the world. This argument has received negative support from the disrepute into which for various causes some departmental examinations had fallen. It would have more force if any appreciable number of children reading in European high schools intended to leave India for further study. Educationally there is very little to be said in favour of the substitution of the Cambridge Locals for departmental examinations. The Cambridge examinations are not merely external, omitting all practical tests or reference to the school records, they are positively alien to those children to whom India is, through birth or adoption, home. They cannot of course make India the

The  
Cambridge  
Locals.

<sup>6</sup> Bengal, p. 71.



starting point in such subjects as history and geography; they ignore Indian money, weights and measures and those Indian vernaculars which they accept as optional subjects are treated as dead languages.

Departmental  
Examinations.

398. The unsuitability of the Cambridge examinations was realised by the Association of European Headmasters who proposed that the Government of India should conduct an all-India examination for European schools. There is much that is attractive in this proposal. Unfortunately the provincialisation of education under the Reforms did not easily permit of its acceptance. Meanwhile, steps have been taken to improve the departmental examinations. For example, in the Central Provinces with the object of making the examinations less external a board has been formed, consisting of the Director of Public Instruction, two non-official members representing the Protestant and Roman Catholic schools, the Inspector of European schools and the Inspectress. The Board appoints examiners, moderates question papers and decides results in which not only the marks obtained in the written examination but also the conduct and record of school work of the pupils are taken into consideration.

399. With the development of school-leaving certificate examinations in which provision is made for such optional subjects as English history, French and Latin for boys and domestic economy for girls, the time may not be far distant when the need for a separate examination for European schools will be less obvious. The change is likely to be hastened by the increasing tendency of Anglo-Indian youths to proceed to Indian universities.

Collegiate  
education.

400. Even at the Conference of 1912 it was realised that the community was behindhand in the matter of collegiate and professional education. The temptation offered by the high rates of pay obtainable by a lad who has passed the Senior Cambridge examination has in the past lured most Anglo-Indian boys straight from school to work. The introduction of representative forms of government and the adoption of a policy of Indianisation in the public services revealed the fact that, in spite of the considerable annual output from European high schools, the number of Anglo-Indians qualified for admission to the superior services or capable of representing the community in public life was woefully small. A proposal to found a separate university or college for the domiciled community, which found favour in 1912, met with no support from any authoritative quarter. Even if there had been means to found and endow such an institution it would only have served to accentuate the distinction between the education of Europeans and Indians in this country. The

orientation of European education has been profoundly affected by recent political developments. The leaders of the community increasingly realise that the future of the Anglo-Indian youth lies in India and that if Anglo-Indians are to compete on equal terms with other Indian communities they must avail themselves of the opportunities for higher education afforded by Indian universities. The recognition of this fact has led to the foundation in Lahore of a hostel named after the Revd. Oswald Younghusband, to whose labours it was due, for the Anglo-Indians attending the Punjab University. Its effect should be "to bring the community into closer and therefore happier relations with Indian students."

As the Calcutta University Commission point out, "it is desirable that, intending as they do, to earn their livelihood in India, these younger members of the European domiciled community should be brought into association, during the years of their University and Technological training, with the young Indians with whom afterwards they will be brought into association in business or in other ways."

401. Although so few European boys proceed to a degree or enter the liberal professions, the great majority of European children attend school for some years. The suggestion made by the Conference of 1912 that education should be compulsory for European children in India was rejected on the ground that it was unnecessary. In Madras, to cite a single instance, of a total Anglo-Indian population of 23,481 at the last census no less than 8,889 or 37·8 per cent. were attending school. In spite of a fall of 10 per cent. in the Anglo-Indian population in Madras during the last five years there has been a rise of eight per cent. in the number of Anglo-Indian pupils.

402. The curricula both for boys and girls have been modified in the Punjab and in Madras by the introduction of practical subjects such as domestic economy and manual training. Unfortunately neither the accommodation available in hill schools nor the funds at the disposal of school managers allow for any general provision for science teaching. In other subjects the standard of work is reported to have improved. The advance may be ascribed to an improvement in the quality of staff in which the percentage of trained teachers rose from 49 to nearly 55 out of 3,700. In order to attract teachers and to meet the increased cost of living the pay of the European school staff has been considerably enhanced.

The United Provinces scale introduced in 1921 may be taken as typical:—

	Assistant masters. Rs.	Assistant mistresses. Rs.
High school trained . . . . .	150—10—250	100—5—150
Intermediate . . . . .	175—10—275	110—5—160
B.A. . . . .	225—10—325	170—5—245

The schools  
and the War.

403. European schools are now recovering from the effects of the War. "In the boys' schools many masters offered themselves for service and there was difficulty in replacing them. In some instances it was possible to get disabled military officers; more often the teaching, as in England, was given to women. Otherwise the men who remained had to bear the burden of extra work.....There is one beneficial result of the War. By service and sacrifice old boys and masters have created lasting traditions, that will wake responses in the hearts and lives of generations of scholars."<sup>8</sup>

(iii) *Muhammadan Education.*

Numbers.

404. Approximately one-fourth of the inhabitants of British India profess the Muhammadan religion. Of these sixty million Muhammadans about two millions are in school. The following statement shows that the increase in the number of Muhammadan scholars has just kept pace with the growth of the Muhammadan population in British India.

*Muhammadan Scholars and Population.*

Year.	No. of Muhamma- dan scholars.	Percentage of Muhamma- dan popula- tion to total population.	Percentage of Muhamma- dan scholars to Muhamma- dan popula- tion.	Percentage of Muhamma- dan scholars to total scholars.
1921-22 . . . . .	1,966,442	24.1	3.3	23.5
1916-17 . . . . .	1,824,364	23.5	3.2	23.2

Causes for  
backward-  
ness.

405. The community has still much lee-way to make up before it reaches the educational level of the Hindus. There is no difficulty in assigning reasons for its backwardness. To the

<sup>8</sup> United Provs., p. 128.

Muhammadan parent<sup>s</sup> religious education is of far more importance than secular; indeed, to many old-fashioned Muhammadans, more especially to the mullas, secular education is regarded rather as a hindrance than a help to religious instruction. (In Burma the force of their opposition is still strongly felt.) Even those Muhammadan boys who do attend secular schools have first to undergo religious education. Hence many start their secular education late. Moreover, the influence of the antique methods of instruction practised in the *Koran* schools affects their secular studies. (One of the first lessons that the small ex-student of the *maktab* must learn is to read without swaying the body to and fro.) This influence has been corrected, to some extent, by the opening of Islamia schools, staffed by qualified teachers, which provide both secular and religious instruction.

A second cause for the backwardness of the community is to be found in the fact that the bulk of the Muhammadan population belongs to the agricultural classes. This is specially the case in Eastern Bengal and the North West of India. In these regions the spread of education amongst Muhammadans is often synonymous with the spread of education in rural areas.

406. Again, when Urdu is not the local vernacular the problem of Muhammadan education is complicated by the desire of the Muhammadan parents to have Urdu taught to their children in school. This difficulty is not felt in the United Provinces, in the Punjab and in the North-West Frontier Province, where Urdu is one of the recognised media of instruction in the ordinary primary school. But in the Bombay Presidency proper the problem of teaching two vernacular languages in the primary stage has required careful consideration. At the request of the community the Bombay Government introduced two special sorts of Urdu standards for Primary schools in 1918; in the one the medium of instruction is Urdu, the local vernacular being taught as a second language; in the other, the medium is the local vernacular and Urdu is a second language. Of 840 Urdu primary schools in the Presidency proper 505 have adopted the former system and 335 the latter. In Burma one deputy inspector reports that the future of Urdu "is not all dark, symptoms of its progress seem looming on the horizon. Urdu which was quite Greek to the people here some five years back has now become a *lingua franca* in the Mandalay bazar. It is hoped that in a very short time it will be a home language among the Muhammadans here."<sup>9</sup>

The language problem.

407. The special difficulties attending the early education of young Muhammadans are reflected in the percentages of

<sup>9</sup> Burma. p. 71.

scholars of different communities who reach the higher stages of education.

*Percentages of scholars in the different stages of instruction.*

Scholars in—	1916-17.		1921-22.	
	Muhamma- dans.	All other communities.	Muhamma- dans.	All other communities.
College stage . . .	0.3	0.9	0.4	0.8
High stage . . .	1.8	3.0	1.5	3.0
Middle stage . . .	3.5	5.3	3.7	5.6
Primary stage . . .	78.1	82.6	81.8	82.5
Special schools . . .	3.6	1.3	2.1	1.4
Unrecognised schools . . .	12.7	6.9	10.5	6.7
TOTAL . . .	100.0	100.0	100.0	100.0

Signs of  
progress.

408. In the long run the increased attendance in the primary stages must affect the number in secondary schools, more especially since the community is now alive to the need for higher education.

Of the Rawalpindi Division of the Punjab, for example, which shows a phenomenal increase of 65.2 per cent. in the attendance of Muhammadans at school, the Inspector writes: "The Great War had a stimulating effect on the people; the military scholarships have brought a number of boys, almost all Muhammadans, to school; and, more important than these as an impetus to education, are the new prospects in military service offered to people of military classes, who in this division are mostly Muhammadans. These prospects they cannot profit by unless they have English education, and it is for this reason that even in the remotest corners of the division, in places where the people were regarded as almost outside the pale of humanity, they are now clamouring for Anglo-vernacular schools."<sup>10</sup>

Special en-  
couragement.

409. An account of the various measures which have been taken to encourage Muhammadan education was given in the last Quinquennial Review. Chief among these are the ap-

<sup>10</sup> Punjab, p. 139.

pointment of special Muhammadan Inspectors, the employment of Muhammadan teachers, the establishment in places of special Muhammadan schools and the reservation of scholarships for Muhammadan children. During the past five years further development has been made on the same lines. In Bihar and Orissa, the number of special inspecting officers for Muhammadans was increased by eight district or sub-inspectors and by seven inspecting maulvis. In addition a Superintendent of Islamic Studies was appointed; whose duty will lie mainly in the improvement of the *mad-rassas* but who will advise also on general questions affecting the education of Muhammadans. In this province the number of training schools for Muhammadan teachers was increased from 12 to 15, though it is difficult to obtain qualified candidates for training. Six peripatetic teachers are also provided for the education of Muhammadan women and twenty-six *atus* who teach Muhammadan girls collected for the purpose at convenient centres. In Madras, too, three additional Muhammadan inspecting officers were appointed besides one for Muhammadan women. In Bengal, a scheme for the establishment of Islamic Matriculation and Intermediate Examinations was sanctioned by the Government in 1918. They were at first departmental examinations, but their control has now been transferred to the newly-constituted Intermediate and Secondary Education Board, Dacca. In Bombay in addition to the Muhammadans employed on the ordinary inspecting staff there are four special deputy inspectors for Muhammadan education, one for each division of the Presidency proper, and three special deputy inspectors for Mulla schools in Sind with twelve assistants. It is difficult to secure men with the required qualifications. Of thirty-seven Muhammadans employed in inspection and secondary schools only twelve are graduates. Special Urdu classes have been attached to vernacular training colleges in this Presidency; there are now six such classes and it is proposed to convert them into separate institutions. In Burma four training classes for Urdu masters were opened which are "the best hope at present for the improvement and permanence of the schools they serve."<sup>11</sup>

Bihar and Orissa.

Madras.

Bengal.

Bombay.

Burma.

410. Among the new measures taken by Government to encourage Muhammadan education during the quinquennium is the opening by the Government of Madras of a Muhammadan college in the Madrassa building and of three Muhammadan high schools, and the duplication of classes in certain high schools in order that the Muhammadan pupils may receive their instruction through the medium of Urdu.

<sup>11</sup> Burma, p. 17

United  
Provinces.

411. A comprehensive scheme was initiated by the Government of the United Provinces in 1916. Though the ordinary schools are open to all classes, it was felt that they were not always acceptable to Muhammadan parents and a rule has therefore been framed to the effect that district boards should open special Islamia primary schools in any village where a sufficient number of Muhammadan parents come forward to guarantee the attendance of at least twenty boys. District Boards are required to provide properly qualified Muhammadan teachers for these schools in which the ordinary curriculum is taught wholly in Urdu. Since some Muhammadan parents are averse to sending their boys to secular schools measures were taken at the same time for the encouragement of *maktabs*. A special curriculum of the secular subjects to be taught in them was drawn up. A *maktab* committee was appointed in each district for the supervision and encouragement of this class of schools and a central *maktab* committee for the whole province. For the proper supervision of Muhammadan education a special Muhammadan inspector was appointed for the province and special deputy inspectors, one for each division. The scheme has been in force for about five years and its advantages and its weaknesses are now apparent. "The Muhammadan community have been gratified by having separate schools and have patronised them freely, but at the sacrifice of a sounder secular education that could have been found in the ordinary district board schools."<sup>12</sup> The number of Muhammadan pupils in the ordinary board schools has declined during the last two years by eight thousand. On the other hand, the number of scholars in the Islamia schools has increased from 3,000 to 21,000 and in aided *maktabs* from 9,000 to 23,000. As a result five per cent. of the Muhammadan male population of the United Provinces is being educated as against 3.73 of the Hindus.

Sind.

412. The following figures show how the *Mulla* school system in Sind has expanded during the quinquennium<sup>13</sup> :—

Year.	No. of schools.	NO. OF PUPILS.		No. of deputy educational inspectors.	No. of Assistants.	Grant.
		Boys.	Girls.			
1917-18 . . .	580	11,388	3,697	1	3	Rs. 44,012
1918-19 . . .	827	15,775	6,451	2	11	78,509
1919-20 . . .	1,318	25,378	10,322	3	12	1,00,994
1920-21 . . .	1,430	28,746	8,680	3	12	1,90,978
1921-22 . . .	1,010	20,121	8,799	3	12	1,34,328

<sup>12</sup> United Provs., p. 130.

<sup>13</sup> Bombay report.

The drop in the number of schools in the last year of the quinquennium is due to the adoption of a deliberate policy of concentration on the more efficient schools. It is admitted that hitherto the *mulla* schools have not proved very effective in coping with the problem of illiteracy. But there are signs of improvement. "I regard", says the Inspector in Sind, "as the most hopeful sign for the ultimate success of these schools the readiness with which the *Mullas* have themselves submitted to training. Four classes are ordinarily held in different parts of Sind for three months each during the year and about a hundred *Mullas* are trained every year. That these men, many of them grey-beards, should consent to sit on a bench and be taught like school boys is, I consider, a very remarkable thing."<sup>14</sup> It is to be hoped that the standard of instruction will rise. It is not in the interests of the Muhammadan community that they should be encouraged to attend special denominational institutions, if the standard of education therein provided is so low that the ex-pupils find themselves at a disadvantage when compared with the ex-pupils of the Local Board schools in after life.

413. The most backward section of the Muhammadan population of India is naturally to be found in the tribal areas and agencies on the north-west frontier of India. Even here, in spite of an Afghan war, a Mahsud campaign and the usual frontier disturbances, some headway has been made with education in recent years. There are now thirty-one primary schools with an attendance of 1,166 pupils and two secondary schools attended by 340 pupils in agencies or trans-border tracts. In the Malakand Agency, for example, where secular education was quite unknown a few years ago, there is now a secondary school with 120 pupils and eight primary schools with 268 pupils. The Islamia College situated at the mouth of the Khyber Pass continues to draw students from various frontier tribes. It included on its rolls at the close of the quinquennium, two Sayeds and three Mahsuds from Wana, one Waziri from the Tochi, two Turis from Kurram, eight Afridis and three Shinwaris from the Khyber Pass, seven Akhunzadas from Lower Swat, five Swatis from Upper Swat and eight Chitralis (including four members of the ruling family). The civilising power of education is put to a severe test when it is applied to such material and the continuance of a blood feud during vacations is not unknown.

(iv) *Education of Depressed Classes.*

414. It is not easy to explain what is meant by the 'depressed classes.' The term bears a different significance in

<sup>14</sup> Bombay report.



different provinces, even in different parts of the same province. Consequently no general statistics that would bear scrutiny can be supplied of the educational progress among the depressed classes. From the point of view of the educationist a child may be said to belong to a depressed class if his or her presence in the common school is resented by respectable parents. It is in fact this prejudice, even more than their own disinclination for schooling, which has kept the depressed classes educationally backward. Sometimes even when low caste children are admitted into ordinary schools they are segregated from the other children and made to sit on special benches. In the Multan Division, for example, 'boys of low castes such as *chamars*, *musalis*, and *sansis* occasionally attend ordinary schools, but they are generally seated apart from the children of higher castes.'<sup>15</sup> Such segregation, however much to be deprecated, cannot seriously affect the children's education, but there can be little advantage, except possibly in prestige, gained by an Adi-Dravida child who on admission to school is seated outside the school building. It has been found necessary to prohibit this practice in Madras. In the Central Provinces also a committee, which was set up by Government in 1921 to consider amongst other things the education of the depressed classes, has found it necessary to recommend equality of treatment for all castes admitted inside the school.

Segregation.

Low-caste schools.

Increasing attendance at ordinary schools.

(a) Madras.

415. To avoid difficulties arising from prejudice a certain number of low-caste schools are to be found in most parts of India. These schools are not particularly efficient. There is a natural difficulty in obtaining teachers for them as high-caste masters do not wish to serve in such schools and so far the depressed classes have been able to produce few teachers. It is a most hopeful sign of the times that all provincial reports record a tendency to discard special schools, an increase in the number of low-class boys attending ordinary schools and, what is even more surprising, a larger attendance of high-caste boys at the so-called low-caste schools. Local Governments have consistently made it their aim to abolish all distinctions of caste and creed in the public elementary schools. The Madras Government, for example, has by successive orders issued in 1919, 1920 and 1922 emphasised the necessity for the free admission of boys of the depressed classes to schools under public management. It is now only where such schools or mission schools have no accommodation for more scholars and where in addition there is a large depressed community that the opening of a special school is

<sup>15</sup> Punjab. p. 143.

sanctioned. Another obstacle to the admission of low-caste children to schools under public management in Madras is being gradually overcome. In 1921-22 nearly one hundred and fifty schools situated in temples and rented buildings the owners of which objected to the admission of Adi-Dravidas have been removed to premises accessible to all castes. In the Central Provinces the same policy has always been followed. (b) Central Provinces. "Consistently with the policy of the equal right of all castes to education, and lest the opening of special schools should be held to justify the exclusion of depressed classes pupils from the ordinary schools in the same locality, Government has never encouraged the opening of specially designated schools for depressed classes in localities in which facilities exist for education in ordinary schools. On the other hand, in localities where the majority of the pupils are drawn from the depressed classes, forty-two vernacular schools ostensibly intended for these classes exist."<sup>16</sup> "In the Amballa Division of the Punjab there are only 15 low-caste schools against 30 five years ago, and the attendance at these schools has fallen from 703 to 410. On the other hand the attendance of low-caste children at ordinary schools in the Division has risen by 482 to 772."<sup>17</sup> In the Lahore Division although 47 schools are returned as low-caste schools they actually contain 431 low-caste and 1,733 high-caste children. In the United Provinces "the marked increase of attendance of low-caste boys in the mixed schools is significant of a lessening prejudice among their school fellows, and resentment at ostracism is shown by a growing objection to the present nomenclature of the special schools."<sup>18</sup> (c) Punjab. (d) United Provinces.

416. Whether, if all such obstacles to attendance were overcome, there would be any large increase in the number of low-caste boys attending school is uncertain. On this point the evidence is conflicting. In the Fyzabad Division of the United Provinces, for instance, the chairmen and the inspectors agree that the rise in wages has retarded progress. The zamindars, too, are reported to be averse to elevating these classes, and they themselves are unambitious, and so it seems that what progress has been made is due to the Government, to its local officials and to certain middle class enthusiasts. On the other hand, the chairman of the Etawah Board reports that "once the leading members of these communities were sympathetically approached, I found there was a tremendous craving for education."<sup>19</sup> Causes of irregular progress.

417. There is no doubt that these communities depend more than any other on the earnings of their children to

<sup>16</sup> Central Provs., p. 82.

<sup>17</sup> Punjab, p. 143.

<sup>18</sup> United Provs., p. 135.

<sup>19</sup> United Provs., p. 134.

supplement the family budget. In Madras it is necessary to offer inducements to the parents of Adi-Dravida children to persuade them to send their children to school, since, they prefer to send them out to earn and, if to school at all, to night schools. From Tirhut it is reported that in Saran special measures have been adopted for the education of Doms, quarterly payments being made to the parents of those who attend school. The rate of these payments varies from Rs. 4 to Rs. 48 per quarter according to the class in which the boy is reading. In this province—Bihar and Orissa—small capitation allowances are sometimes given to teachers of primary schools for teaching children of the depressed classes. •

The Namasudra community in Bengal is “raising its status rapidly, and, arguing mainly from its consistent educational advance, is constantly making out a case for being regarded as other than backward.”<sup>20</sup>

418. The prejudice against the admission of low-caste children into public schools is felt more strongly in towns than in rural areas. If compulsory education is to be introduced effectively in towns, it is clear that for some time to come municipal committees must be prepared to undertake the cost of providing separate schools for children belonging to the depressed classes.

(v) *Education of Aboriginal and Hill Tribes.*

419. Unlike the depressed classes who are found in considerable numbers in all parts of India, the aboriginal and hill tribes are confined to certain areas, into which indeed they were driven in early times by more civilised invaders. Their education presents peculiar difficulties. They are addicted, almost without exception, to pastoral or agricultural pursuits. They have no ambition to enter clerical employment or Government service, nor have they, like the depressed classes, any feeling of inferiority to their neighbours, which might create in them a spirit of discontent with their lot. On the contrary, they are often a very contented folk. Of the Eastern Tharus of the United Provinces an inspector writes: “I am not sure that these people are ready for literacy; they seem to be quite happy and proud of their forest environment, and in many respects they are far superior to their neighbours particularly as regards hygiene. There is no scope for the literate inside the jungle belt and the Tharu cannot live in the open plains.” Another very serious difficulty is the great variety of the languages spoken by these hill folk and their complete lack of any literature. Many of the languages have

<sup>20</sup> Bengal, p. 84

only been reduced to script, and thereby standardised, by missionaries in recent years. In the Naga Hills "it is almost possible to botanise in languages—probably in all the world the area most prolific in this kind. Here we have schools for Angamis, and schools for Aos, schools for Lhotas and schools for Semas, and there is a whole range of tribes or peoples practically untaught because their language is unteachable. Tribal traditions exclude the possibility of settling one Naga language for the whole area. The tribes dwell aloof from one another in linguistic isolation. The Nagas.

"To teach these little peoples in their own languages is to restrict them to the opportunities of enlightenment which their languages afford. Even in the case of the largest and the most advanced of the hill races the preparation of textbooks is a very serious obstacle. In all cases the elaboration of a literature is an impossibility."<sup>21</sup>

420. It must not be thought that the fact that a tribe is described as aboriginal necessarily implies that its standard of civilisation is below that of its neighbours. Although this is often the case yet some of these tribes have made much advance in civilisation in recent years. Such, for instance, are the Khasis of the Assam hills. The Khasis are, as a tribe, animists (worshipping a snake), but they have taken readily to Christianity. Education in the Assam hills is chiefly in the hands of Christian Missions. Amongst the Khasis there are now 390 schools run by the Welsh Calvinistic Methodist Mission, 10 by Roman Catholic Missions and 76 by Khasi Christians. The number of pupils has increased during the quinquennium from 11,220 to 13,772. Co-education is universal; for the Khasis follow the matriarchal system. Education is free except in a few rice-collection schools. The Khasis.

421. In the Garo Hills the policy in recent years has been to transfer mission schools to Government management. Of the 155 schools 101 are now under Government. The Director is doubtful of the wisdom of this policy. The number of scholars has fallen from 4,252 to 3,920 and the standard of instruction in the schools appears to be very low. Their own deputy inspector remarks: "I have very little to say on the progress. While in other places the progress has busily been engaged at and it is moving about like other planets in the firmament it has been quite stationary here just like the sun."<sup>22</sup> The Garos.

422. In the neighbouring province of Bengal there are a number of schools for aboriginal classes in the Chittagong Hill Tracts as well as two boards of Sonthal education in the districts of Midnapore and Bankura. Schools for Sonthals have The Sonthals.

<sup>21</sup> Assam, p. 101.

<sup>22</sup> Assam, p. 99.

Aboriginals  
of (a) Bihar  
and Orissa.

also been opened in the Dinajpur district. The bulk of this community resides in the province of Bihar and Orissa, the Government of which has adopted a number of special measures to provide for the education of aborigines. It maintains a special staff of two deputy inspectors and thirteen sub-inspectors for the inspection of aboriginal classes. It reserves three rural guru-training schools for aborigines and aids five mission training schools. It reserves a number of scholarships for pupils of this class and allows their admission to Government schools at reduced rates. There are 58,300 aborigines attending school in Bihar and Orissa (including 8,000 girls), of whom 36 have actually reached the university stage.

(b) The  
Madras  
Presidency.

423. In Madras there are a number of special schools for such communities as the Chenchus, Lambadis, Irulas, and a training school for Khonds and Paos has been opened at Udayagiri. The progress of education among the Todas in the Nilgiri Hills has had its vicissitudes, but Government and private donors have provided scholarships to enable Toda boys to read in the Municipal High School at Ootacamund.

(c) The  
Bombay  
Presidency.

424. Fair progress is reported from Bombay in the education of Bhils, Kolis and similar aboriginal tribes. The number that reach the higher stages is still very small; not one hundred out of twelve thousand pupils were in the secondary stage in 1922. Still the number of teachers recruited from these tribes is increasing. Great efforts have been made in recent years to promote education among the Kaliparaj, an aboriginal tribe living in the half forest tracts of Surat. At first trained teachers were sent to their villages, but finding the surroundings uncongenial they directed their energies to getting their schools closed. A central school was then started as an experiment to educate Kaliparaj boys to become teachers for their own community. The success of the school has been phenomenal. On three different occasions a boy from this school has stood first among 500 competitors, mostly of advanced Guzerati communities, at the entrance examination of the Ahmedabad Training College. There are now 70 ex-students of this school teaching in village schools of their community. In this direction the school has nearly fulfilled its function; and the question of developing agricultural and technical training here and at the Diwa Central School for Bhils and Kolis in Broach is under consideration.

Much good has been accomplished in the Bombay Presidency in recent years by the Depressed Classes Mission Society which is carrying on work on the same lines as that conducted by Christian missions for many years. The Society has its headquarters at Poona with branches at Bombay and Hubli, and has received support from many members of higher communities.

*(vi) Education of Criminal Tribes.*

425. Still lower in the scale of civilisation are the criminal tribes. The hereditary occupation of these people is thieving, in particular cattle-lifting and house-breaking. They are for obvious reasons usually nomadic. Under the Criminal Tribes Act Government is empowered to settle any notified criminal tribe in a definite locality, where endeavours can be made to convert the settlers and the children into good citizens by enabling them to earn an honest living and providing the children with education and moral instruction. There are ten such settlements in the Madras Presidency of which seven are managed by private societies and three by Government. Each settlement has its own school at which attendance is compulsory. There were altogether 1,443 scholars in these schools at the close of the quinquennium, of whom 53 were adults. The Madras Government have also established two industrial schools under the management of the Salvation Army—one at Bangalore for boys and one at Nellore for girls. In addition to general knowledge the boys are taught gardening, silk-worm rearing and silk reeling and the girls domestic duties, needlework and lace-making.

Settlements  
in Madras.

426. In the Punjab a criminal tribes department was established in 1917. It had during the first year five schools attended by 271 pupils. The number has increased. There are now twenty schools for boys with 730 pupils and thirteen for girls with 431 pupils. There are in addition 116 boys attending industrial schools and 1,855 attending ordinary primary schools in the districts. The officer in charge considers that the children of criminal tribes are usually "more impressionable and above the average in intelligence." It is perhaps not surprising to hear that "they pick up things more quickly than ordinary children and retain them." Education is now compulsory for boys from criminal tribes in settlements between the ages of six and twelve or up to the primary standard. Boys of this class are exempt from fees. Several youths of the Mina criminal tribe have passed the normal school examination and are working as teachers in schools for their community.

Schools in the  
Punjab.

427. In the Bombay Presidency there are thirty-six schools for children belonging to criminal tribes with an attendance of 1,477: but there are in addition four thousand children of this class attending ordinary or mission schools. There has been great difficulty in obtaining good teachers for the special schools; consequently, though education is compulsory in criminal settlements, there has been a good deal of stagnation in the lower classes. This difficulty is being gradually overcome. The large settlements at Sholapur and Hubli and the

Schools in  
Bombay.

smaller settlements at Baramati and Gokak are under the management of missions, which have provided for education on a generous scale, with whole-time lady superintendents. A similar appointment has now been made for Government settlements.

(vii) *Education of Children of Labourers in Factories and Tea Gardens.*

428. There is a marked increase in the number of schools for the children employed and the dependents of the labourers in private factories. This points to an awakening on the part of the employers to a sense of their duties towards their employees. For example, in Madras alone, the number of such schools has increased from five to twenty-six with a final enrolment of nearly 3,000 pupils. The largest and best of these schools are those attached to the Buckingham and Carnatic Mills. Messrs. Orr & Sons, Scientific Instrument makers, have established a work school to improve the education of the young boys employed by them. Practical classes are taught by the European Works Manager and the literary classes by a trained Indian teacher. Government meets half the cost of this experiment. This example has been followed by Messrs. Addison & Co., who have established a set of classes for the apprentices employed in their printing press.

1 Madras.

429. In Bengal, the number of pupils in the three schools for children employed in factories has risen by 150 per cent. from 1,000 in 1916-17 to 2,500 in 1921-22. The schools are in a very flourishing condition.

Among schools for the children of those engaged in special industries may be mentioned the schools for the children of fishermen in Dacca where in addition to instruction in the three R's boat-repairing and net-making are taught.

Tea garden schools.

430. The largest class of schools of this character is that provided for the children of tea-garden coolies in the hill districts of Bengal and Assam. The number of tea-garden schools fell during the past five years from 136 to 94 in Bengal and from 149 to 81 in Assam. "These figures speak for themselves. Managers are not actively hostile. The majority are benevolently detached. Were there a demand, they might encourage it, but in most gardens there is no demand. The advantage of the existing schools is not obvious to those concerned. The labour force, recruited from the backward areas of many provinces, speaking half a hundred languages of their own and for common use in the garden and bazar the macaronic dialect of the garden which they serve, do not want schools to teach them literary Bengali or Assamese. Indeed

they do not want schools at all, and when there is no pressure or compulsion outside the tea-garden there is nothing to be said in favour of pressure or compulsion in the lines."<sup>23</sup> Nevertheless it is possible that the trouble recently experienced in the tea-gardens might have been less if the coolies had not been steeped in ignorance and so listened too readily to the appeals of the agitators. The decline in the Bengal schools is also attributed to the general depression in the tea market and the prevailing distress which compelled many children to forsake school and work as whole-time labourers. —

In order to illustrate what may be accomplished by employers who recognise their responsibilities and the value of education for their operatives, I give at greater length an account of two educational experiments, the one in a factory under private management, the other in a group of Government factories.

431. From a recent Bureau publication is taken this description of the educational work carried on by the Tata Iron and Steel Company at Jamshedpur (a town in the Singhbhum district of Bihar and Orissa). The area now in possession of this Company covers about 25 square miles with a population of about 71,000, excluding a considerable number of coolies who come to the town daily for their work but live in the neighbouring villages. The first school started in this town was the Mrs. Perin Memorial School, opened as a middle school in 1915 in memory of the wife of the consulting engineer to the Company. Since that date the school has developed into a high school working up to class XI, and is regarded as competent to present candidates for the school-leaving certificate examination. The number of pupils on the roll is 127. This number seems small for so large a town, but apparently many of the boys in Jamshedpur obtain employment in the works when they are young and also the proportion of persons living with their families at Jamshedpur is probably lower than elsewhere. There is also a girls' school teaching up to the upper primary stage with 88 pupils on the roll and six teachers. It contains Hindi and Bengali sections. The Mrs. Perin Memorial Technical School meets in the evening for teaching drawing, mathematics, mensuration, and mechanics to apprentices in the Steel Works. The school is attended by fifty students. The commercial school, designed for the instruction of clerks in shorthand and typewriting, is attended by fifty students. The English school, designed for the instruction of those children, whose parents wish them to be taught through the medium of English, is under the supervision of an Anglo-Indian lady. It is attended by eleven pupils in various

At Jamshedpur (Bihar and Orissa).

<sup>23</sup> Assam, p. 63.



stages of primary education. The latter three schools have no buildings of their own, but are housed in the Mrs. Perin Memorial and girls' schools. There are two primary schools managed directly by the Company attended by 231 scholars. The English teacher is common to both schools and teachers in each school for three days in the week. In addition to the above schools there are nine upper primary schools with which the Company has less direct connection. They have in all 768 pupils with 27 teachers. Some of these schools were started by the Servants of India Society, which however gave up work in Jamshedpur at the time of the strike. These schools are now placed under the Welfare Department of the Company. The general administration of the schools is in the hands of an influential committee including employees of the Company and two Indian ladies. Government gives grants towards the recurring expenses.

(viii) *Education and training in the Government Ordnance Factories.*

Education in  
Government  
Ordnance  
Factories.

432. The following account of the education of youths employed and the children of employees in Ordnance Factories has been supplied by Major-General Kenyon, Director General of Ordnance in India. It has been incorporated without change:—

The Government Ordnance Factories are at present eight in number; the Metal and Steel Factory and Rifle Factory at Ishapore near Barrackpore to the north of Calcutta; Ammunition Factories at Dum-Dum, near Calcutta, and at Kirkee near Poona; Gun Carriage Factory, Jubbulpore; Harness and Saddlery Factory, Cawnpore; Cordite Factory, Aruvankadu near Coonoor, Nilgiris, South India. The Ammunition Factory at Dum-Dum is about to be closed and will not be referred to again.

Besides the men and boys employed in the factories (a rough approximation being 1,500 to 2,000 in each factory in peace time) there are workmen's lines or villages belonging to the factories in which a number of the employes and their families live and the policy is to offer educational facilities for these. At Ishapore about 1,200 families are housed; at Jubbulpore about 900; at Cordite Factory, 300; at Kirkee, 100.

Range of  
technical  
training.

433. These factories cover a wide range of industries or trades and in them, therefore, Government have an excellent series of establishments in which it is possible to organize good technical training of a thoroughly practical nature coupled with theoretical instruction. The lads learn to work under factory conditions, which they cannot do in a technical college. It is hoped that very shortly such a system will be

definitely approved and the present extemporized apprenticeship training be improved and put on a permanent basis.

As to what can be taught in the factories, the following observations give some idea. All factories are run electrically with their own generators, which are driven either by steam power, internal combustion engines or water power. At the Metal and Steel Factory, there are acid and basic open hearth steel furnaces, steel bar and rod rolling mills; brass making, rolling and drawing; foundry and smithy work; forging plant, etc. In the Rifle Factory probably the finest repetition interchangeable work done in India is carried out. At the Gun and Shell Factory, varied machine work (breach mechanisms, fuze, shells) of a high standard of accuracy, is carried on. At Jubbulpore, general engineering work of a varied nature and of a high quality is done. At Kirkee, there is a good deal of varied engineering work besides explosives work. At Cawnpore, good leather from Indian hides is produced in the tannery and curriery and harness, saddlery and leather work of many sorts is carried on. At Cordite Factory, nitric and sulphuric acid are made as well as gun cotton, nitro-glycerine and cordite; a good training in chemical engineering can be obtained there. The finest gauge making and tool making are done in most of the above factories, and drawing office instruction is also given.

434. The educational scheme, which the factories are endeavouring to follow is to provide primary and Anglo-vernacular education for the children living in the lines and as much compulsion as possible is brought to bear on these children to make them attend and a similar policy is followed with boys employed in the factories. As regards the latter, the normal procedure now followed is to make regular school attendance a condition, when a new boy is taken on, and for existing boys a condition, when an increment of pay is given; in such cases also, a small deduction of about 8 annas a month is made from the boy's pay and used towards the maintenance of the school. To avoid harshness especially on boys, who come from a distance and would have difficulty in attending the factory school, compulsion has not been suddenly or universally applied, but is being gradually extended. Elementary education.

435. Besides financing the schools by contributions from the boys as explained above, at Jubbulpore and Cawnpore, a monthly grant is made from Factory funds, whilst at Jubbulpore and Ishapore the provincial governments make grants. In every case, stress is laid on English, as if the boys eventually go into the Factory, a knowledge of English is very useful in enabling them to read notices, drawings, instructions, etc., and to go on to the more advanced instruction, which is given to "Boy artisans" and "Apprentices."

436. At the Rifle Factory, Ishapore, with the concurrence and co-operation of the Bengal education authorities, a somewhat original curriculum has been drawn up to give such elementary education as will be specially useful for artisans; the time spent on the vernacular has been reduced and as much time as possible given to English, arithmetic and drawing. This is rather in the nature of an experiment in the training of boys intended for an engineering career.

At Ishapore, a small beginning is also being made to prevent lapse back into illiteracy, which is, however, probably more common in purely country areas where a boy never sees anything, even notices or advertisements, to read. This attempt is taking the form of getting the Factory Co-operative Society, which is a flourishing concern, to stock a few cheap books and it is hoped in co-operation with the schools to get a sale for these; this, if successful, should also help children to learn to read, as many a child, when he has once begun to read, will rapidly improve if he can have cheap story books to read by himself. As the effort is to teach English as much as possible, the large choice of elementary and nicely illustrated children's books published in English can be made use of for this purpose. Suitable vernacular books of this sort are far less obtainable.

437. At Kirkee, there is a group of schools run by the Alegaonkar Brothers in the neighbourhood of the Factory and factory boys are encouraged and to some extent coerced into attending these schools. Boys whose pay has been fixed on the understanding that they attend school get their pay cut if their attendance is unsatisfactory. Reports are received from the schools to enable this point to be watched. The boys' contributions to these schools for the year amount to about Rs. 1,500 in the year.

One of the Messrs. Alegaonkar's schools is situated in the Factory Workmen's Lines, so that the children in the Lines can go there easily. Two quarters in the Lines have been given up for this purpose.

438. At Cordite Factory, an evening school has been run for some three years by the clerical staff of the Factory on purely voluntary lines. It is very creditable to the clerical staff that they have initiated and persevered in this work. There are about 85 on the rolls, mostly boys, though there are some of the men of the Factory. The classes are held immediately after the Factory closes, in premises in the Factory; the instruction is principally in English and Tamil. It is very pleasing to find this practical idea of service to their uneducated fellow countrymen thus evinced by the factory clerks. The approximate numbers in the factory schools are 120

at Ishapore; 25 Cossipore; 115 Cawnpore; 95 Jubbulpore; 278 Kirkee; 85 Cordite Factory.

439. Boy artisans are boys who are in training to become skilled artisans. For their practical training they are attached to skilled workmen, whilst for instruction in English and for theoretical training they are sent into the schools connected with the factories. To take the Rifle Factory, as an example, there are at present 30 boy artisans, who are normally recruited after leaving school and are usually the sons of factory workmen; their age at recruitment is from 14 to 16; they are compelled to attend a night school in the Factory school and those under 15 attend the day school from 3 to 4 P.M. on working days (*i.e.*, in working hours). The work includes English, Elementary Mathematics and Drawing, all of which will be directly useful for them in the Factory.

Similar arrangements are in operation at Cossipore, Cawnpore and Jubbulpore, theoretical instruction up to 10 or 12 hours a week being given in class rooms in the Factory premises during working hours. There are 76 boy artisans under training at Jubbulpore, 58 at Cossipore, 89 at Cawnpore.

440. The most advanced form of training and education that the Ordnance Factories attempt is that of apprentices. Apprentice training.

Somewhat different methods are followed at each of the factories according to local facilities for theoretical instruction, housing, recruits obtainable, etc.

Apprentices generally begin on Rs. 40 a month, increasing in subsequent years. A deduction is made if they are housed as is the case occasionally. They have to keep factory hours and to observe factory discipline. They are given 10 to 12 hours theoretical instruction in working hours per week and are encouraged to do more. For their practical work, they go through a definite prescribed course of so many hours or days in each part of the factory. The whole course usually lasts five years. An apprentice must have received a good education before he is accepted; no definite educational standard has yet been laid down as the scheme is new and to some extent experimental and each factory had to establish its own connection and ascertain what class of youth they could obtain. Experience is showing that there is plenty of demand from parents and the lads themselves for this training. There can be no two opinions as to the importance of this sort of training for the progress of the country. It has worked out so far that at Ishapore the apprentices are nearly all Hindus and the standard for admission is Intermediate Arts or Science, though some B.A.'s and B.Sc.'s have been taken. At Cossipore also the apprentices are nearly all Hindus; at

Jubbulpore and Kirkee they are principally, though not entirely, European or Anglo-Indian; at Cordite Factory, 14 are European or Anglo-Indian and 18 are Indian; at Cawnpore, 3 are European or Anglo-Indian, 9 are Indian. In every case there are considerable waiting lists and applications come from all over the country. At a recent competitive examination at Jubbulpore, there were 43 candidates for 14 vacancies and of those rejected 10 were matriculates. The educational standard aimed at is that of I.A. or I.Sc. or corresponding qualification from European schools. An age limit has not been definitely fixed till it is seen how supply and demand balance, but nineteen is looked upon as a desirable maximum.

Theoretical instruction for apprentices.

441. Different methods have had to be adopted to give the necessary theoretical instruction, according to what local facilities are available. The Rifle Factory staff have shown an excellent spirit of unselfish service in undertaking this theoretical instruction in addition to their other factory duties; in this way more advanced instruction in mathematics and science is being given, without any outside help or remuneration, than had originally been thought possible. The original idea of apprenticeship had aimed at most at producing lads who might eventually become foremen. At Ishapore, owing to the unexpectedly high class of lad or young man which has come forward and to the high standard of instruction that has been given by the staff it seems to be possible that the Factory may turn out men fit later on to be appointed to the officer grades of the factories staff after probationary periods in the lower ranks.

442. The Cossipore apprentices get their theoretical instruction by attending the Calcutta Technical School; at Jubbulpore, the co-operation of the Robertson College has been secured and the lads attend classes specially arranged for them there. At Cawnpore, the factory staff give special lectures on tanning and curriery work and the apprentices take courses from the International Correspondence School. These courses are also undertaken (compulsorily in every case) by the apprentices at Kirkee and Cordite Factory. As said above 10 to 12 hours a week in working hours are allotted to this theoretical work.

In every factory, the apprentices are encouraged and helped to go in for games and sports and some very successful teams have been turned out by them.

443. There is evidence that the bad old idea in India that manual labour and factory work were degrading and beneath the dignity of lads of good families is slowly breaking down. The factory staff have had to face this difficulty and a good

deal of persuasion and humouring have had to be used, but progress seems to have been made. By starting a lad in the hard grimy work of the smithy it is soon seen if his heart is in the work.

444. The lads have to sign an agreement before being taken on and are given a certificate on completion of the course showing what they have done. On completion of their course, they are free to leave the Ordnance Factories and to seek employment elsewhere if they like. On the other hand, if they wish to stay on, employment would be offered them in the Ordnance Factories. If a lad was very efficient and if a vacancy occurred he might be taken on first, on completing his apprenticeship in a supervisory capacity, on perhaps Rs. 150 a month; otherwise he would probably start on Rs. 100 or 120, perfecting his training in some particular branch of work; in temporary supervisory billets he might rise toward Rs. 200 a month; the lowest permanent posts are those of chargemen, who commence on Rs. 200 rising eventually to Rs. 350 with contributory provident fund; above the chargemen come assistant foremen (Rs. 375 to 490) and foremen (Rs. 500 to 650). There is no bar to an apprentice rising to these positions, provided he is qualified by technical knowledge, efficiency and character.

The scheme for apprentice training in the Ordnance Factories aims at training 120 at the Metal and Steel Factory, the Rifle Factory and Gun and Shell Factory, Cossipore, combined; 50 at Jubbulpore; 40 at Cawnpore; 40 at Kirkee; and 40 at Cordite Factory. Approximately two-thirds of these numbers have already been reached. European, Anglo-Indians and Indians are all accepted, and the training is such that they should eventually be able to rise to the rank of foreman, though the apprentices are free to leave the Ordnance Factories and seek employment elsewhere if they prefer to do so.

#### (ix) Education of Defectives.

445. Considering the limited funds at the disposal of provincial governments and local bodies for the provision of education for the whole, there is no reason to wonder that little attempt has been made to provide education for the defective. The traditions of the country assign the care of the poor and helpless to their relatives and neither public nor private philanthropy has hitherto been called upon to maintain those large institutions for the destitute and the disabled which form such a feature of western civilisation. Consequently, although the last census returns show that the number of blind and deaf-

Limited activity.

mute children between the ages of five and fifteen in British India is at least 73,000, there are in all India only eleven schools for the blind and thirteen schools for deaf-mutes. It is doubtful, even if there had been any demand for an increase in their number, whether public opinion would have favoured the diversion of funds to this purpose. The advantages of teaching a blind child to read or a deaf-mute to speak are too remote to make any effective appeal in a society which still measures education largely by its economic value. But the fact that the attendance at these institutions is only 1,183 shows that for some time to come they are capable of meeting any natural increase in demand. The institutions are distributed as follows:—

Statistics.

*Statistics of Blind and Deaf and Dumb schools, 1921-22.*

Province.	Schools for deaf-mutes.	Schools for the blind.	NO. OF PUPILS.			REMARKS.
			Deaf-mutes.	Blind.	Total.	
Madras . . .	4	2	(No information).		336	There are a few more institutions for which no statistics are available.
Bombay . . .	4	2	91	89	180	
Bengal . . .	3	1	(No information).		429	
United Provinces . . .	..	1	..	40	40	
Punjab . . .	..	1	..	28	28	
Burma . . .	1	3	19	80	99	
Bihar and Orissa . . .	..	1	..	60	60	
Central Provinces & Berar.	1	..	11	..	11	
<b>TOTAL . . .</b>	<b>13</b>	<b>11</b>	<b>*121</b>	<b>*297</b>	<b>1,183</b>	

\* Figures defective for want of complete information.

Education for employment.

446. These schools all provide some practical training suitable for defectives, such as basket-making, mat-weaving and music for the blind and tailoring and carpentry for the deaf-mutes. It is reported from Bombay that many of the blind become musicians and find a ready patronage in private houses. Blind musicians are also employed as instructors in girls' schools. Some blind Muhammadans memorise the *Koran* and are employed as *Koran* instructors in *maktabs* or *Muazzins* in mosques. But the number of defectives who so earn a livelihood is very small; many, it has been said, are maintained by their families; many, on the other hand, maintain themselves by their infirmity. "The blind can, as a rule, earn more by mendicancy than by following a craft, and it is further said that those who have once tasted the joys of the road are loath to settle down to a life of humdrum toil."<sup>24</sup>

<sup>24</sup> Bombay report.

447. In Bengal, a school for deficient children was opened by Miss De Laplace at Kurseong in 1918. This school is probably the first of its kind in India and trains children through mental or physical defects cannot derive much benefit from the instruction given in ordinary schools. Instruction is imparted by means of special apparatus, exercises and discipline suited to the nature of each individual case and it is reported that remarkable results have been achieved. The Bengal Government made a capital grant of Rs. 30,000 for the purchase of a site and also give a small monthly grant-in-aid.

Other schools.

The special school attached to the Leper Asylum at Purulia in Bihar and Orissa had 111 boys and 135 girls on its rolls at the end of the period under review.

448. The Bombay Government in 1920 appointed a committee to consider the education of defectives and as a result of its recommendations offered liberal assistance up to two-thirds of the cost of maintenance to private and public bodies willing to start schools for these unfortunates; but so far the response has been small. A few individuals and societies, such as Professor Advani of Hyderabad and the Indian Association of Workers for the Blind, Mysore, keep alive some public interest in this subject but the time for any general advance is not yet come.

The Bombay committee.



## CHAPTER X.

## EDUCATION IN THE ARMY.

General aims. 449. The Army in India undertakes the responsibility of the education of certain sections of the community. Its activities are directed into various channels with certain definite objects, which may be summarised as follows:—

(i) The education of the soldier, British and Indian, in order to—

(a) develop his training faculties;

(b) improve him as a subject for military training and as a citizen of the Empire;

(c) enhance the prospects of remunerative employment on his return to civil life.

(ii) The fulfilment of the obligations of the State to the children of soldiers serving and *ex-service* (British and Indian).

(iii) The provision, as far as possible, of training for the children of soldiers, who have died in the service of their country.

(iv) The creation of a body of Indian gentlemen educated according to English public school traditions, which should provide suitable candidates for admission to the Royal Military College, Sandhurst.

The schemes and institutions designed for the carrying out of these objects are in various stages of development. In some cases they are the modification or improvement of some older existing institution and, in others, new organisations have been necessary to meet new requirements.

The British  
soldier.

450. The scheme for the education of the British soldier in India is the one adopted for the whole British Army with suitable modifications. The principle, which is the basis for this scheme, is that enunciated in the Manual of Educational Training—"Educational training is an integral part of the normal training of a soldier" and, under this principle, officers and non-commissioned officers are as responsible for the education of the rank and file as for actual military training.

451. To assist Commanding Officers a corps of education experts consisting of officers, warrant officers and sergeants, and known as the Army Educational Corps has been formed. The personnel of this Corps are attached to the various formations and units, a due proportion being allotted to the Indian establishment of British troops. On account of the retrench-

ment advocated by the Geddes Committee and further, in India, by the Inchcape Committee, the Corps has been so greatly reduced that the original conception of its work has had to be considerably modified.

452. The constant changes necessitated have been a great handicap to steady progress, but the position is now stabilized and a definite routine established. Stages in educational progress are marked by examinations through which the successful candidates become the possessors of the 3rd, 2nd, 1st Class and Special Army Certificates of Education, respectively. All men must be in possession of the 2nd Class Certificate to be eligible for Proficiency Pay, and for promotion to warrant rank the 1st Class Certificate is necessary. The Special Certificate, the standard of which is approximately that of the Matriculation of the Home universities, forms a link with civil education, and is obtained by the man, who wishes to continue his education after leaving the Army, or to engage in some occupation in which a considerable degree of literacy is required. The teaching up to the standard of the 2nd Class Certificate is actually done by the officers and non-commissioned officers of the units. The higher training is given by a warrant officer or sergeant of the Army Educational Corps, attached to each unit, who also advises and assists in the more technical branches of the preliminary work.

453. In order that regimental officers and non-commissioned officers should be fitted for this branch of their duties a School of Education has been founded at Wellington with a staff of 9 instructors, where, during a course lasting 13 weeks, those attending are imbued with accepted education principles; afforded opportunities of refreshing their knowledge of certain class subjects; taught the elements of agricultural science, and given instruction and practice in the art of lecturing. All officers are compelled to attend one of these courses before promotion to Captain.

454. An important branch of educational training is yet in its infancy, but already much has been done in districts where facilities exist. This is the preparation of the British soldier for his return to civil life. Vocational training is the means to this end. Since for the purpose no additional funds are available, no training centre exists similar to the Hounslow and Catterick Vocational Training Centres at Home, but in large towns, like Calcutta, the assistance of local firms has been enlisted and men who are due for transfer to the Home establishment in the approaching Trooping Season are allowed to spend the last 3-6 months of their service with a selected firm learning a new trade, or refreshing their knowledge of

one in which they were previously engaged. The great assistance afforded by the various firms to this important branch of work for the economic welfare of the Empire is an encouraging factor.

The Indian soldier.

455. The education of the Indian sepoy presents greater difficulties owing to:—

- (a) the extreme illiteracy of the average Indian recruit;
- (b) the scarcity of instructors.

The old type of teacher was found to be generally unsuitable to carry out the new educational ideals and endeavours have been made to create a new body of educationalists of the right type. The Indian Army School of Education has been established at Belgaum with aims similar to those of the British Army School of Education at Wellington. Candidates for training at this school are selected from (a) the ranks of the better educated serving soldiers, (b) existing civilian schoolmasters, and (c) demobilised and pensioned Indian officers and soldiers. These are under instruction for 2 or 3 terms of 13 weeks each by a staff of 5 British officers and 10 Indian officers and at the end of their course are recommended by the Commandant for a suitable rank in the Indian Army Educational Corps and posted to units. Up to date 322 of various ranks have been trained and posted particularly to training battalions.

The Indian Army Educational Corps is composed entirely of Indian personnel.

The minimum standard for military efficiency in the case of the Indian soldier comprises—

- (a) ability to take part in a simple conversation in Urdu—the *lingua franca* of the Indian Army—on military topics;
- (b) Literacy in Urdu in the Roman character.

In addition, the following subjects form part of the curriculum in Indian units:—

Map reading, geography, physical education, Indian and regimental history and Indian citizenship. Certain suggested standards have been laid down which men should attain progressively throughout their service, but Commanding Officers are allowed considerable latitude in their application.

456. The educational needs of the children of British soldiers are met largely by the various regimental schools. No great changes have taken place in this direction, but an endeavour has been made to improve the qualification of the teachers and, as far as the present financial stringency will allow, to improve and supplement the obsolete furniture,

British soldiers' children.

apparatus, books, etc. The education given in many of these schools compares favourably with that obtainable in the best primary schools at Home. These schools do not complete the provision made to fulfil the obligations of Government to afford adequate education for the children of the British soldier. The Lawrence Military School at Sanawar, mentioned in the last Quinquennial Review, provides accommodation for about 500 boys and girls, including a number of orphans, and educates them from the kindergarten stage to the standard required for the High School examination. In addition, the girls acquire the elements of domestic science, the boys do a certain amount of manual training; and commercial subjects are taught to both. Soldiers' orphans are admitted to the school free and the fees for other children are adjusted according to the rank and income of the parents.

457. It has been realized for some time that some provision for the education of the children of the Indian soldier is urgently required. Sons of the martial classes have been found to be extremely backward educationally and the difficulty of compelling their attendance at school, during the absence of the father with his regiment, has also been realised. A scheme has therefore been completed, which it is hoped will accomplish for the Indian soldier's child what is being so successfully carried out for the British soldier's child at Sanawar. It has been decided to establish, for this purpose, in those areas which contain the majority of the military classes, a number of schools to be named the King George's Royal Military Schools and which will serve as a memorial to those Indians who fell in the Great War. "The Patriotic Fund" of about Rs. 11 lakhs has, by the express wish of His Majesty the King-Emperor, been appropriated for initial expenses and this will admit of the immediate erection and equipment of three schools. During his recent visit, His Royal Highness the Prince of Wales laid the foundation stones of two of these at Jullundur and Aurangabad Serai respectively, and it is expected that these two will be ready for opening early in 1924. The building of the third at Bareilly, United Provinces, is, for the present, postponed. The aim of each school will be to afford education of the Anglo-vernacular middle standard to approximately 200 children. Orphans and sons of disabled soldiers will be admitted to the schools free of all costs and the fees of other children will be proportionate to the parents' means.

Indian  
soldiers'  
children.

458. In addition to this scheme the foundation stone has been laid at New Delhi by His Royal Highness the Prince of Wales of the Kitchener College. This institution is for the purpose of providing a high school education for the sons of Indian officers, and will accommodate 400 students. A sum

of Rs. 3 lakhs subscribed by Ruling Chiefs as a memorial to the late Lord Kitchener has been contributed towards the Rs. 33 lakhs required for the initial cost of building, but owing to the lack of further funds, it is regretted that the actual erection of the College cannot be proceeded with at present.

The Prince of  
Wales' Royal  
Indian Military  
College.

459. The last, but not least of the objects of the educational activities of the army in India, is being realized at the institution known as The Prince of Wales' Royal Indian Military College at Dehra Dun. The foundation stone was laid by His Royal Highness in February 1922, and the College was opened with 40 students shortly afterwards, a number which has now increased to 70—the limit prescribed by the present accommodation. The Commandant, who is an officer of the Indian Army, has a staff of 13 masters and instructors, who are supplied partly by the Indian Educational Service; the Army Educational Corps; the Indian Army, and partly by civilian masters recruited in England. It includes vernacular teachers and a maulvi, a garanthi and a shastri for religious instruction. The staff and cadets are accommodated in the buildings of the Old Indian Cadet Corps. The aim of the institution is to provide education on the lines of an English public school for the sons of Indian gentlemen, both civil and military, up to the standard required for passing the Entrance examination of the Royal Military College, Sandhurst, and the excellent results so far produced are shown by the fact that of the six candidates nominated for the Royal Military College in May 1923 the first two were educated at the School.

## CHAPTER XI.

## MISCELLANEOUS.

*I.—Private Institutions.*

460. The foregoing chapters of the report have dealt only with public or recognised institutions, that is to say, institutions which conform to certain standards and comply with certain regulations laid down by Government or by the universities. There are, however, in India over 34,000 unrecognised institutions, containing over six hundred thousand pupils.

*Private Institutions.*

Class of Institutions.		1916-17.	1921-22.
<b>ADVANCED</b>			
Arabic or Persian . . . . .	Schools	1,250	818
	Pupils	33,435	27,379
Sanskrit . . . . .	Schools	1,061	720
	Pupils	17,914	13,946
Other Oriental Classics . . . . .	Schools	698	64
	Pupils	9,269	954
<b>TOTAL</b>	Schools	3,009	1,602
	Pupils	60,618	42,279
<b>ELEMENTARY</b>			
Koran Schools . . . . .	Schools	7,950	7,047
	Pupils	165,939	145,987
Vernacular Schools . . . . .	Schools	24,510	23,671
	Pupils	343,901	325,267
Other Schools . . . . .	Schools	2,334	2,487
	Pupils	74,180	125,592
<b>TOTAL</b>	Schools	34,794	33,205
	Pupils	584,020	596,846
<b>GRAND TOTAL</b>	Schools	37,803	34,807
	Pupils	644,638	639,125

461. A large number of the institutions included in the above table are relics of the old indigenous systems of learning in this country. They vary in importance from such institutions as the *Darul-Ulûm* at Deoband (United Provinces) and the *Gurukul* at Hardwar to *mulla* schools in which the Koran is taught by rote, *patshalas* kept by old Hindu pandits and *landemahajani* schools teaching the Indian system of book-keeping to children of the bania class. Even of the schools classed in the foregoing table as vernacular schools it is probable that the majority fall under one or other of these heads.

Religious  
Schools.

462. Many private schools are wholly or primarily religious in character and give no instruction in the three R's. With the addition of secular subjects to their courses they tend to become absorbed in the ranks of recognised schools. If they still remain outside the public school system, it is not as a rule from any dislike on the part of the managers to the acceptance of recognition or aid from public revenues. On the contrary, the Inspector of Sanskrit Patshalas in the United Provinces says that "the matter of recognition engages too much attention in private institutions; some managers attempt to gain recognition in spite of inefficient teaching, by enticing good boys from other schools; some engage pandits of good attainments temporarily." But the public resources for education being limited they cannot justifiably be spent on subsidising institutions which do not directly contribute to the reduction of illiteracy.

(a) In Burma.

463. Burma supplies by far the largest number of schools of this class. There were, in 1922, 17,526 unrecognised monastic schools in Burma with 183,208 pupils. At times systematic attempts have been made to introduce secular instruction into religious institutions and to improve their efficiency in order to bring them into the public school system. One such experiment with the *mulla* schools in Sindh has been described in paragraph 412. It is a curious fact that one of the chief stumbling blocks to the recognition of *mulla* and monastic schools is the ignorance and even dislike of arithmetic shown by religious teachers. A well-intentioned device for popularising this subject in private monastic schools in Burma, the *Mulagananthincha* examination, was after seven years' trial found to cost more than it was worth and was on the advice of the Divisional Boards abandoned.

(b) In Sind.

Venture  
Schools.

464. Next in numerical importance are the private venture schools. These are primary schools started by individuals, often very ill-educated, to gain a living. Many of them are closed after providing a brief and precarious livelihood for

their originators. Others which show by their attendance a reasonable prospect of permanence and which are conducted with a certain amount of efficiency obtain recognition and, if funds permit, grants from local bodies.

465. The steady annual decrease in the number of private "National" schools of all classes, save one, is due to their gradual absorption in this way into the public school system. The one exception to which I refer is the class entitled "other elementary schools." The table shows a considerable increase under this head; because it includes the "national" schools which were founded as a result of the non-co-operation movement. Of these schools little can be written because little is known: an account of their origin has been given in the first chapter of this Review. One inspector writes of them "These unrecognised schools are a serious menace to the well-being of the rising generation. All kinds of tactics are employed to attract boys from other schools and no spirit of authority is inculcated. Departmental recognition is neither asked for nor cared for, there being no restrictions to the admission of their products to recognised schools."<sup>2</sup> The following remarks from Burma admit of more general application:—"The future of National schools is naturally a subject of anxiety not only to Government but also to their present supporters.. Both sides are probably looking forward to the possibility of reapproachment. Government realises the duty of co-operating if possible with all voluntary educational agencies and of encouraging all honest attempts to reproduce and develop the true genius of the Burmese people. The national school managers on the other hand, when political soreness heals and when they take the educational side of their work more seriously, may be expected to feel the need of grants-in-aid, for there is no doubt that, in spite of monthly subscriptions and collections at political meetings and pagoda feasts, they are sadly hampered for want of money."<sup>3</sup>

466. Finally, there are a few institutions of special character which, while maintaining a self-imposed high standard of efficiency, have not sought recognition, since they are unwilling to admit of any restrictions on their free development along original lines. Such for example are the *Gurukul* at Hardwar where are reproduced the monastic traditions of ancient Hindu education, the university for women at Poona which has been described in paragraphs 103 and 255 and the *Santiniketan* at Bolpur. This last-named institution owes its foundation and inspiration to the genius of Dr. Rabindra

<sup>2</sup> Punjab, pp. 61-62.

<sup>3</sup> Burma, p. 82.



nath Tagore. Of it the Calcutta University Commission reported as follows<sup>4</sup>:—

“It is a boarding school for boys; situated on a rolling upland in open country, and combining, in its course of training and methods of discipline, Indian tradition with ideas from the West. With regard to the general work of the school it must suffice to say that it is no small privilege for boys to receive lessons in their vernacular from one of the most accomplished and celebrated writers of the age. No one who has seen the poet, sitting bare-headed in a long robe in the open verandah of a low-roofed house—the wide hedgeless fields stretching to the distant horizon beyond—with a class of little boys, each on his carpet, in a circle before him on the ground, can ever forget the impression, or be insensible to the service which Sir Rabindranath Tagore renders to his country by offering to the younger generation the best that he has to give.” “At Bolpur he gives the central place to studies which can best be pursued in the mother tongue; makes full educational use of music \* \* \* and of dramatic representation \* \* \*, of imagination in narrative and of manual work; of social service among less fortunate neighbours and of responsible self-government in the life of the school community itself.”

## II.—*Oriental Studies.*

467. The study of the classics forms a part of the ordinary course of general education in Indian secondary schools and colleges; in fact by nine universities a student is required to pass in a classical language for matriculation. The classical instruction provided in schools and colleges for general education is conducted on modern lines, modified in the case of schools by the very restricted knowledge of modern methods and modern study possessed by the maulvis and pandits employed as teachers. An account of an attempt to improve these methods has been given in paragraph 281.

468. Apart from the classical education given in the ordinary schools and colleges there are in India a large number of institutions specifically devoted to the study of Arabic, Persian and Sanskrit. Foremost among these are the Calcutta Madrassa, the Sanskrit Colleges of Calcutta and Benares and the Oriental College of the Punjab University at Lahore. One new Government Sanskrit College was opened during the quinquennium at Sylhet, and the Government of Bihar and Orissa took over the management of the Sanskrit College, Puri, and of the Madrassa Islamia Shamsul Huda at Banki-

<sup>4</sup> Calcutta University Commission Report, Vol. I, Chapter VIII, pp. 226—227.

pore, which has been liberally endowed by M. Nurul Huda, C.I.E. The present position is shown in the table below:—

Province.	ORIENTAL COLLEGES.		ADVANCED PRIVATE INSTITUTIONS TEACHING CLASSICS.		Scholars in Arts Colleges reading Classics.	
	Colleges.	Scholars.	Institutions.	Scholars.		
Madras . . . . .	12	238	284	7,791	890	
Bombay . . . . .	..	..	88	2,737	3,307	
Bengal . . . . .	..	..	75	3,932	9,187	
United Provinces ..	1	324	629	16,296	1,873	
Punjab . . . . .	1	132	151	2,802	1,988	
Burma . . . . .	..	..	61	868	102	
Bihar and Orissa . .	..	..	199	4,643	1,264	
Central Provinces and Berar . . . . .	..	..	20	512	248	
Assam . . . . .	1	15	32	963	483	
North-West Frontier Province . . . . .	..	..	23	775	127	
Minor Administrations ..	..	..	40	960	689	
India . . . . .	1921-22	15	709	1,602	42,279	20,158
	1916-17	9	698	3,009	60,618	24,806

469. In these higher institutions of classical learning the traditional methods of study are tempered in varying degrees by modern methods of research. These methods are less in evidence in the tols, maktabs and madrassas which constitute the bulk of the "oriental" institutions. There are sixteen hundred such attended by over forty thousand scholars. Madrassas and tols are particularly numerous in eastern India and the problem of their future presents considerable difficulty. There are two aspects of this problem. "The first aspect is that in which the situation presents itself to the more conservative or the more orthodox amongst the educated Hindu and Muhammadan population. They desire that the old learning which is passing away or at least suffering from lack of interest and encouragement should be fostered by Government in the towns and in the countryside so that society may have enlightened ministers everywhere at hand to strengthen and instruct the people in their faith and to correct such tendencies as there may be towards infidelity to the ancient canons of life and conduct. The other standpoint is that of the few who are in close touch with the more modern civilization. They may be drawn by sentiment towards the old institutions and may even give them some support; but they feel that the day of tols and madrassas is past, and that the tempering of modern life and learning with

Tols and Madrassas.

the ancient wisdom can be best achieved, so far as it can be achieved by educational means, by bringing the old and the new together in the higher institutions of learning with a view to interaction and the survival of the best in both."<sup>5</sup>

470. In Bombay, the Cama Oriental Institute and the Bhandarkar Oriental Research Institute deserve special mention in connection with the advancement of oriental studies and research. Both institutions are doing useful work. A fellowship has been endowed at the Cama Institute for the preparation of treatises on Iranian civilisation and literature, for the collection of manuscripts, etc., and certain prizes are also offered for special essays. The Bhandarkar Institute possesses a unique collection of manuscripts, including those of the Government Manuscripts Library, formerly deposited at the Deccan College. The manuscripts are lent out to scholars. Various publications have been undertaken by the Institute, including those of the Bombay Sanskrit and Prakrit Series which have been handed over to it by the Bombay Government. Classes in French and German were also opened but they have been discontinued for want of accommodation. The Institute publishes a research journal called the "Annals of the Bhandarkar Institute." A conference of orientologists from all over India was held at the Institute in November 1919 for the first time. "The conference was a splendid success. It gave to the world of scholars an idea of individual efforts in the field of oriental research and helped to start an exchange of ideas between the scholars carrying on isolated efforts in different directions."<sup>6</sup> The institute receives certain maintenance grants from Government.

471. The Government of Bihar and Orissa have devoted much attention to the question of oriental education. A Superintendent of Sanskrit Studies was appointed in 1918 and the post has since been included in the Indian Educational Service. The Superintendent's duties include inspection, with the help of two assistants, of the Sanskrit teaching throughout the province and also the management of the Sanskrit examinations. A Superintendent of Islamic Studies was also appointed in 1922 and the institution of a Board of Islamic Education is under consideration.

472. Most of the tols and madrassas prepare for certain oriental title or diploma examinations conducted in some provinces by Government, in others by the universities or by special boards. Such a board, for example, is the Council of the Calcutta Sanskrit Association, which was established in 1918. The main body of the Association, which is called the convocation, consists of a maximum of 500 members whose

Bombay.  
Cama and  
Bhandarkar  
Institutes.

Bihar and  
Orissa.

Calcutta  
Sanskrit  
Association.

<sup>5</sup> Assam, p. 65.

<sup>6</sup> Bombay report.

suggestions relating to the encouragement of Sanskrit learning, when reported upon by the Council, are submitted to Government for consideration. The Council consists of fifteen ordinary members, two being elected by the pandits of East and West Bengal, the remainder nominated by Government, together with five additional members, who are scholars trained in Western methods also nominated by Government. The Association conducts examinations and grants titles. As a result the *tol* is gradually coming within what might almost be called departmental standards, though there still remain many of the old type in which the *Adhyapaka* himself confers the titles.

473. The reports of other Directors contain little reference to old-time classical schools. There is no doubt that economic pressure has done much to reduce the attendance at institutions of this type. Government may, in deference to public opinion, help to keep alive many of these institutions, which can no longer maintain themselves by private support; but Government cannot find opportunities for the employment of their *ex-students*. Macaulay in his famous minute, written in 1835, quotes a petition from the *ex-students* of the Sanskrit College in which the petitioners represent that, after having been maintained and educated by Government for ten or twelve years, they find themselves turned on the world without "means for a decent living." The products of the old type of classical education imparted in *tols*, *maktabs* and *madrassas* find themselves at the present day in a very similar position.

### III.—Reformatory Schools.

#### Total strength and expenditure of Reformatories in India. Statistics.

Province.	School (Place).	1921-22.			1916-17.		
		Boys.	Expenditure.	Average cost per boy.	Boys.	Expenditure.	Average cost per boy.
Madras . . .	1 (Chingleput)	262	Rs. 32,121	Rs. 126.5	248	Rs. 25,867	Rs. 104.3
Bombay . . .	1 (Yeravda)	172	19,021	108.1	91	1	0
United Provinces . . .	1 (Chunar)	242	70,478	328.3	179	20,447	111.7
Punjab . . .	1 (Delhi)	121	39,176	334.8	112	26,996	228.1
Burma . . .	1 (Thazi)	117	16,887	145.6	91	21,922	248.6
Bihar and Orissa . . .	1 (Hazari-bagh)	350	1,16,018	392.2	459	1,19,060	256.6
India . . .	*6	1,264	2,98,696	230.5	†1,180	†2,14,288	181.6

\*In addition, there are Reformatory Schools at Jubbulpore (C. P.) and at Matunga and Byculla (Bombay), the returns of which are not included in the General Educational Tables for 1921-22. There is also a Juvenile Jail at Dharwar (Bombay).

† Excluding the Jubbulpore School (with 48 boys and an expenditure of Rs. 15,840 in 1916-17).

General.

474. Except for a slight rise in the cost per pupil in residence, due to inevitable increases in the salaries of the staff, there is very little to note in the history of reformatory schools during the last five years. These schools provide, in addition to general education, training in various industries, so that the boys can earn an honest livelihood on leaving. Cane-work, carpentry, boot-making and pottery are among the trades usually taught.

Hazaribagh.

475. The largest school, that at Hazaribagh, is used by the Governments of Bengal and Assam for juvenile offenders as well as by that of the province in which it is situated; the two former governments now contribute to the cost of the institution a sum calculated on the number of boys whom they send for admission. The staff has been completely reorganised. Among other changes the old guards, 45 in number, have been replaced by a staff of wardens and literate housefathers. "This change was made partly because it was found that men of the class from which the guards were recruited did the boys more harm than good, partly to render the school less like a jail and partly to provide a staff of men suitable to look after the boys outside schools."<sup>7</sup>

Indian Jails Committee.

476. This jail-like aspect of the Indian reformatory schools is severely commented on by the Indian Jails Committee, which visited them in 1919. The Committee considered that the number of boys collected in these institutions is, in nearly every case, much too large for a single superintendent, who is unable to give attention to individual cases; they noted also the absence of all female care. The Committee was struck by the prevailing gloom and lack of spirit among the boys. This is, however, not universal. The boys of the Delhi and Yeravda schools appear to enjoy a more interesting life. To quote from the report of the Superintendent of the latter institution; "the boys are allowed as much freedom as is consistent with the maintenance of school discipline. They get all the holidays which are granted to the secondary schools of the Presidency: these holidays are fully enjoyed as they are usually spent in rest, games or walks to interesting places in the neighbourhood. \* \* \* \* School games, viz., cricket, football, *atya-patya*, *khokho*, gymnastic exercises and drill are played regularly every day strictly in accordance with the rules of the respective games. \* \* \* A river being not far from the school, boys are taken in small batches to swim there generally on Sundays."<sup>8</sup>

Delhi and Yeravda.

477. The Jails Committee recommend that these schools should be made as like ordinary schools as possible. They suggest buildings on the cottage system in the country with a matron in attendance at each school.

<sup>7</sup> Bihar and Orissa, p. 128.<sup>8</sup> Bombay report.

478. By the Madras Children's Act which was passed in 1920 the term " reformatory " school has been replaced by the term " certified " school. The general trend of the provisions of this Act is in the direction of bringing the institutions certified under it more into line with ordinary schools. The immediate effect of the Act will be the certification of the Chingleput School as a senior school for juvenile offenders from Madras City. It will continue to be a reformatory school for offenders from the mufassal. The health of the scholars at Chingleput suffered severely in 1919 and elaborate steps have been taken to improve the condition of the premises.

Madras  
Children's  
Act.

479. The Bengal Children's Act, which was passed in January 1922, is applicable to both boys and girls and provides that youthful offenders may be sent to a Reformatory or Industrial school, and that neglected and destitute children may be sent to Industrial schools. The Act will be carried out by the Judicial Department with assistance from the Education Department in those clauses that relate to schools.

Bengal  
Children's  
Act.

480. Records are kept of the after-careers of the *ex*-pupils of reformatory schools for two or three years after their release. In Bihar and Orissa two special deputy inspectors were employed for the purpose of keeping in touch with these boys. The distances that they had to cover, since the boys come from Bengal, Assam, Bihar and Orissa, were too great and the work is now performed by ordinary sub-inspectors who receive an allowance for it.

After-careers.

481. The statistics given in the following table show the after-careers of boys released from the Chingleput, Yeravda, Matunga and Hazaribagh schools:—

After-careers  
of discharged  
boys.

*After-careers of discharged boys.*

Period.	CAREERS OF BOYS DISCHARGED DURING THE PERIOD.						TOTAL.
	Employed.	Un-employed.	Re-convicted.	Placed under Police surveillance.	Dead.	Untraced.	
1912—17	810	41	151	58	25	160	1,245
1917—22	770	138	136	14	16	160	1,234

*IV.—Text-Book Committees.*

482. A difficult problem of educational administration is the selection of books for use in recognised schools. In view of the very large number of scholars attending secondary and

Functions of  
Text-Book  
Committee.

primary schools any work that has been officially approved for use as a text-book becomes a source of considerable profit to the author and publishers. Consequently the output of school books in some provinces is very large. Lists of approved books are published from time to time by each provincial department of education. In order to assist the Director in the selection of books for inclusion in the approved list there is, in every province, a text-book committee, composed partly of officials and partly of non-officials. The committees are generally resolved into sub-committees dealing with different classes of publications or with works in different vernaculars. A description of the operations of these bodies was given in the last review. Some idea of the extent of their work may be gained from the following figures for three provinces:—

*Books dealt with between 1917 and 1922.*

Province.	Considered.	Approved.	Rejected.	Still pending.
Bengal . . . . .	2,668	945	896	827
Bihar and Orissa . . . . .	4,435	1,643	1,982	810
United Provinces . . . . .	2,200	852	1,302	46

Even in a small province like the North-West Frontier Province the Director receives over five hundred books from publishers every year for consideration.

Objects of  
their work.

483. The work of text-book committees came in for a certain amount of criticism at the close of the last quinquennium and local governments were addressed by the Government of India on the subject. Many of the criticisms were based on the incorrect assumption that it is the function of a text-book committee to encourage authorship. The reasons on the other hand which should guide a text-book committee to approve of a book are, firstly, that it is one of the best books for the educational purpose for which it is designed and, secondly, that its cost is reasonable and within the means of the class of boy for whom it is to be prescribed. It was at one time customary to approve of one particular book only in each subject in each class. It is now generally recognised that apart from the disadvantage of creating monopolies it is desirable to allow the teachers some latitude in their choice of books. At the same time too wide a range of choice cannot be allowed or the standard will be lowered and boys migrating from one school to another may find themselves obliged to buy new sets of books. The Assam list aims at providing

an option of at least three suitable books in each class in each subject. Lists of books suitable for library and prize books are also published in most provinces.

484. Sometimes it is necessary for Education Departments directly to encourage or even subsidize authorship. Such cases arise when a work of a particular nature, *e.g.*, a text-book in a small vernacular, is needed, the sale of which is not likely to be profitable. In these cases the Education Department or the text-book committee either advertise their requirements or more often select some suitable person to prepare the book in return for a remuneration. An officer in the employ of Government selected for such work receives an honorarium and is not permitted to retain an interest in the sale of the publication.

Preparation  
of special  
Text-Books.

485. An interesting departure by the Punjab Text-Book Committee has been noticed in paragraph 158. Lists of terms used in physics, mathematics, geography, physiology, hygiene, education and agriculture have been prepared in English-Urdu and also in English-Punjabee: when they have passed the scrutiny of linguistic experts they will be standardised for use in approved text-books.

Standard-  
isation of  
technical  
terms.

486. Text-book committees perform a very valuable educational function, and the services of their members, which are in all cases given gratuitously, must be gratefully acknowledged. The committees are not, however, in a position to see that the books which they reject are kept out of the schools. Since they only consider books submitted to them in print, it is natural to suppose that the publishers of a rejected book will do their best to dispose of its first edition. Though inspecting officers wage persistent war on the use of unauthorised books, it is an evil for which no satisfactory remedy has yet been found. More serious still is the use of keys and cram books which from their very nature never come before text-book committees for scrutiny. Unfortunately the methods of instruction and examination in many secondary schools encourage the use of such aids to memory. They will only disappear when it is no longer found worth while to produce them.

Use of un-  
authorised  
Books and  
keys.

487. It is a matter for much regret that very little vernacular literature suitable for school libraries is produced in India. In some provinces rewards are offered by Government for such books. The result of these offers is disappointing. Such little original matter, as is forthcoming, is usually either poetical or of a religious nature. When an attempt is made to cater for the needs of school libraries it frequently takes the form of the translation of some biography. A few vernacular magazines for schools are published but these can only appeal to the older scholars. Most of the larger colleges and

School  
Literature.



a certain number of high schools also publish their own magazines. There are several magazines of good standing for the use of teachers and of those interested in education, but one of the best, the 'Indian Education' of Bombay, was discontinued for financial reasons in 1921.

Recommendations of the Central Advisory Board of Education.

488. The question of the functions and constitutions of text-book committees was considered by the Central Advisory Board of Education at its seventh meeting held at Lahore during February 1923. Although the meeting took place long after the close of the quinquennium, a brief account of its recommendations will not be out of place. The general discussion centred round three main points:—(i) the selection of text-books, (ii) library and prize books and (iii) the best agency for the production and publication of text-books. The main conclusions arrived at by the Board on these points are summarised below:—

- (i) The choice of text-books should be governed only by their educational value and suitability of price.
- (ii) The number of approved text-books should be restricted to a definite figure in each subject so as to avoid unnecessary multiplication. The number need not necessarily be the same for each subject.
- (iii) It is undesirable and unnecessary to prescribe particular text-books for government and aided schools, if the number of approved text-books is limited as proposed.
- (iv) The time and labour spent in examining and reporting on books intended for prizes and libraries is not commensurate with the advantages derived.
- (v) Official agency should only be employed for the production of text-books which are not of a remunerative nature. In the case of books produced through semi-official agency, *e.g.*, by competition, no monopoly for a term of years should be given.

#### V.—Conferences and Committees.

Central Advisory Board.

489. Of the Central Advisory Board of Education, which was constituted in 1921 some account has been given in the second chapter of this Review. The following are some of the subjects discussed at the four meetings of the Board held before March 1922:—Equivalence of examinations, problem of compulsory primary education, mental intelligence tests, the introduction of vocational studies in the general school curriculum, European and Anglo-Indian education, educational statistics, the education of the blind and deaf-mute in India.

One very tangible result of the labours of the Board is a complete revision of the statistical tables for education in India. The new tables will be used for the first time this year.

490. In July 1917 the Government of India convened at Simla a conference of the secretaries of the provincial advisory committees for Indian students. The constitution and scope of work of these committees was fully discussed. (Since this conference the Lytton Committee on Indian students has sat and recommended that the work now carried out by the provincial advisory committees should be undertaken by the Indian universities.)

Conference  
of Secretaries  
of Advisory  
Committees.

491. In August of the same year a conference was convened at Simla of Provincial representatives, both official and non-official, to consider the teaching of English in secondary schools. The main object of the Conference was to see how far modifications in the existing system of secondary education might be effected so that pupils might (a) obtain a better grasp of the subjects which they were taught, and (b) complete their secondary course with a more competent knowledge of English. The Conference was opened by His Excellency Lord Chelmsford. Although it provided a valuable opportunity to a number of persons interested in education for an exchange of views, no agreement was reached on any of the important points submitted to the members for consideration. It was indeed evident that many of the members had arrived with a strong prejudice in favour of the particular system in vogue in their own province, and had never seriously considered whether it was or was not susceptible of improvement. The problem of the stage at which English teaching should be commenced cannot be decided solely on educational grounds. Until English teachers are plentiful and cheap the introduction of English at an early stage in the secondary school course must handicap the village boy, who completes his course in a vernacular school before he is old enough for transfer to a secondary school.

Conference  
on the  
teaching  
of English.

492. In January 1918 an all-India Conference of Librarians (the first of its kind) was summoned by the Government of India and met in Lahore. Most Local Governments and universities, various departments of the Government of India, the Science Congress and the Mysore and Baroda State-nominated representatives. Among the questions discussed were:—The making of a census of libraries; the kind of assistance which libraries may render to each other and to the reading public with a view to making their resources more accessible; the making of subject indexes and catalogues; the training of librarians and the appointment and pay of trained librarians; the preservation of paper in India in order

Conference of  
Librarians.

that the permanence of books, periodicals and records may be ensured.

Committee  
on Indian  
Students in  
England.

493. In the years following the war the Indian students' problem in England became acute. A large number of students who had been prevented by the submarine menace from travelling to England left for that country to complete their studies. They found the universities full and had much difficulty in obtaining admission. The Secretary of State appointed in 1921 a committee, with Lord Lytton as Chairman and containing Indian representatives, to examine comprehensively the whole question of Indian students in the United Kingdom. The terms of reference included (i) the constitution and working of the advisory committees in India, (ii) the extent to which the Secretary of State's control should be exercised in this matter, and (iii) the reorganisation of the work to be undertaken in Great Britain, more especially with a view to providing for the practical training of students. The Committee commenced work in the United Kingdom in May 1921. They visited various industrial centres and made arrangements to leave England for India in October 1921 but the visit had to be abandoned since the Legislative Assembly refused to vote the necessary funds. The Committee published its report in 1922 in which they recommend:—

- (a) The development of education in India as the only permanent solution of the problem under contemplation;
- (b) that the Indian Students Department, as at present constituted, should be abolished, as also the hostel at 21, Cromwell Road;
- (c) that grants-in-aid should be made to private organisations in Great Britain for the provision of hostels, etc., which should be left entirely to such private enterprise;
- (d) the establishment of a Bureau attached to each Indian university which should supply students desiring to go abroad with all necessary information, and should also supply foreign universities with information about students.

The Committee made a number of minor recommendations dealing with such questions as the admission of Indian students into the University Officers' Training Corps in England. Their recommendations are now being considered by local Governments.

Provincial  
Committees.

494. Among provincial conferences which deserve mention is an enquiry into the education of the domiciled community held in Bengal in July 1918. The Committee concerned itself largely with the improvement of the pay of the teachers.

It also suggested the creation of a technical education board and a central technical institute in Calcutta. A conference of representatives of Anglo-vernacular education was opened in Burma in March 1921. As a result of its resolutions the curriculum of Anglo-vernacular schools in the Province is being approximated to that of European schools and a new drawing curriculum has been introduced. Mention has been made of the two committees appointed in Bihar and Orissa to consider primary, secondary and vocational education. In March 1921 the Governor in Council of the Central Provinces appointed a committee to consider and report on the employment of the depressed classes in the public services and the extension of industrial and technical education among them. In the same province a committee was also set up to consider the working of the compulsory education act. In the Punjab two important conferences were held—one on the relations of provincial and district board educational finance and the second on agricultural education. The recommendations of both the conferences were accepted by the local Government and are described in paragraphs 70, 180, 187, 225 and 331 of this Review. The Government of Bombay appointed in 1921 a committee, representing important employers of labour, to investigate the problems and draw up a scheme of technical and industrial education in the presidency. The terms of reference to the committee were very comprehensive, including an enquiry into the facilities for preparation for executive or subordinate positions in business concerns, the training of girls and women for industrial careers, the diffusion of a knowledge of business methods, and of the use of machinery, the establishment of new institutions and the modification of existing ones, etc. As a result of this enquiry the committee submitted two reports, one a majority report signed by ten members, the other a minority report signed by six members including the chairman, Sir M. Visveshvaraya, K.C.I.F.

---

---

**INDEX**

**TO**

**VOL. I.**

---

---

# INDEX.

The references are to paragraphs in Volume I. For statistical information see Volume II of the Review.

## A

Aboriginals: 419f.

Accommodation—

school —, 62, 179, 196f, 228.

for inspectresses, 64.

See also Buildings.

Accountancy Diploma Board: 376.

Act—

Aligarh Muslim University —, 81.

Allahabad University —, 81, 95, 97.

Benares Hindu University —, 81.

Bengal Children's —, 479.

Bengal Primary Education —, 192.

Burma Rural Self-Government —, 66.

Calcutta University —, 80.

City of Bombay Primary Education —, 190.

Criminal Tribes —, 425.

Dacca University —, 81, 82, 86.

Delhi University —, 81, 98.

Government of India —, 15, 40, 45, 91, 385.

Indian Companies' —, 376.

Indian Medical Degrees —, 299.

Intermediate Education (U. P.) —, 96.

Lucknow University —, 81.

Madras Children's —, 478.

Madras Elementary Education —, 65, 66.

Medical, all-India —, 298.

Patna University —, 81.

Rangoon University —, 81, 93.

Societies Registration —, 74.

Universities (1904), 74, 75, 79.

Acts—

Children's —, 478, 479.

Primary Education —, 1, 33, 65, 190f, 209.

Universities —, 79, 81, 96.

Addison & Co., Messrs.: 428.

Adhyapaka: 472.

Adi-Dravidas: education of —, 414, 415, 417.

**Admission—**

- to agricultural colleges, 318f.*
- of apprentices, 440, 444.*
- to engineering colleges, 305, 307.*
- to Government colleges, 127.*
- of Indians to European schools, 396.*
- of low caste children, 414, 415, 418.*
- to medical colleges, 299.*
- to professions, 18, 123, 263, 292.*
- to training institutions, 177, 267, 270f, 277, 279, 280.*
- to universities, 75, 108, 111, 150, 255.*

**Adult education:** 230f, 336.

*See also Night and Evening schools.*

**Advani, Prof.:** 448.

**Advisory Board—**

- of Education, Central, 42, 44, 70, 488, 489.*
- of Mining Education, 309.*

**Advisory Committees for students:** 490.

**Affiliated colleges:** 75, 95, 109, 115, 313.

**Affiliation:** 61, 74, 75f, 88, 130, 312.

**Afghan War:** 124, 413.

**After-careers of reformatory pupils:** 480, 481.

**Aga Khan, H. H. the:** 90.

**Age—**

- for admission to engineering colleges, 306*
- for apprentices, 440.*
- for compulsory education, 191.*
- of entrance to universities, 112.*
- for matriculation, 18, 112.*
- school-going —, 1, 33, 196.*

**Agra: university at —,** 97.

**Agricultural education—**

- colleges, 32, 312, 313, 314f.*
- schools, 32, 180, 312, 313, 325f.*

**Agricultural Research Institute, Pusa:** 314, 315.

**Agricultural Services:** 315.

**Agriculture: teaching of—**

- in middle schools, 180, 325, 331.*
- in primary schools, 225, 326.*

**Agriculturists—**

- education of sons of —, 222f, 328.*
- indifference towards education —, 32, 229, 238.*

**Ahmad—**

**Sir Syed —,** 88.

**Dr. Zia-ud-Din —,** 42, 77.

**Ahmedabad: R. C. Technical Institute,** 361.

**Ahsanulla School of Engineering, Dacca:** 308.

**Aided schools:** 25, 56, 62, 68, 72, 139, 141f, 146, 182, 386.

- Aitchison College, Lahore : 378, 382.  
 Akyab : K. E. M. School, —, 354.  
 Alegaonkar Brothers, Messrs. : 437.  
 Aligarh Muslim University : 76, 88, 90, 91, 125.  
 Allahabad University : 75, 95, 112.  
 Allowances : special, for education of depressed classes, 417.  
 America, United States of : 18, 30, 44, 122, 156, 166.  
 American Baptist Mission : 333.  
 American Presbyterian Mission, Moga : 287.  
 Amritsar Medical School : 300.  
 Anand Sarup, Rai Bahadur : 190.  
 Anderson, Mr. G. : 42, 123, 137, 229.  
 Andhras : University for —, 99.  
 Anglo-Vernacular Schools : *see* Secondary schools.  
 Anthropology : 108.  
 Apprenticeship : 336, 355, 359, 362, 363, 431, 435, 440*f*.  
 Arabic : study of, 107, 467*f*.  
 Archæology : 106.  
 Architecture : instruction in —, 369.  
 Armenians : 396.  
 Army education : 449*f*.  
 Arnold, Brother : on technical education, 354.  
 Artisan training : 302, 355, 359, 362, 435, 436, 439.  
 Art, schools of : 367*f*.  
 Arts, Fine : 92, 368.  
 Arts Colleges—  
     buildings, 118*f*.  
     control, 56.  
     cost of education in —, 22, 127.  
     expenditure on —, 24, 126.  
     fees in —, 127.  
     management of —, 56, 74, 116.  
     staffs of —, 128.  
     statistics of —, 116.  
     teaching in —, 109, 254.  
 Arya Samaj : 243.  
 Associated colleges : 95, 97.  
 Association—  
     of European Headmasters, 398.  
     Punjab —, 256.  
     Sanskrit —, 472.  
 Asylum for Lepers : 447.  
 Attendance—  
     in colleges, 24.  
     in European schools, 387, 401.  
     in girls' schools, 237, 247.  
     in Muhammadan schools, 404, 407, 412.



**Attendance—*contd.***

*in primary schools*, 24, 181, 184, 214, 215, 218, 221, 222.

*in secondary schools*, 24, 132, 137.

*Atus*: 409.

Auckland School for girls, Simla: 392.

Ayrclyff High School: 392.

Ayyangar, Dr. S. K.: 106.

**B****Backward and depressed classes—**

education of —, 414*f*, 419*f*, 425*f*.

special measures for —, 186, 415, 417, 422*f*, 426*f*.

Baden-Powell, Sir R.: visit of —, 171.

Badshah Nawab Razvi Training College, Patna: 283.

Banaili, Rajas Bahadur of: 119.

Banerjea, Sir Surendranath: 42.

Barnes, Revd. G. D.: 290.

Belgaum: Army School of Education at, 455.

**Benares—**

Engineering College, 89.

Hindu University, 76, 88, 89, 91, 112, 125.

Weaving Institute, 364.

**Bengal—**

Children's Act, 479.

Engineering College, 306.

Primary Education Act, 192.

Bethune College, Calcutta: 254.

Bhandarkar Oriental Research Institute: 470.

Bhopal: H. H. the Begum of, 90.

Bihar School of Engineering, Patna: 308.

**Bill—**

Calcutta University —, 80.

Gokhale's Primary Education —, 1.

Binga, Rani Sahiba of: 73.

Bishambar Nath, Rai Bahadur: 120.

Biss, Mr. E.: on primary education, 189.

Blatter, Father Ethelbert: 338.

Blind: schools for the, 445*f*.

**Board—**

Accountancy Diploma —, 376.

of Agriculture, 312, 325.

of Control of apprentices training, 359.

of Education, Central Advisory —, 42, 44, 70, 488, 489.

of Education, England, 69.

of Education, Diocesan: Lahore, 392.

Examining —, 398.

**Board—contd.**

of Islamic Education, 471.

of Secondary and Intermediate Education, 60, 78, 96, 409.

Visiting —, 90.

**Board of Schools:** 25, 56, 68.

**Boards, Local—**

district and municipal —, 65*f*, 186, 187, 206, 232, 411.

*See also* Local bodies.

**Bolpur:** Santiniketan, 466.

**Bombay—**

Corporation and education, 195, 199.

Educational Society, 392, 394.

Primary Education Act, 190, 191.

University, 75, 112.

**Bose, Sir J. C.:** 105, 130.

**Boycott of educational institutions:** 3*f*, 93, 135.

**Boy Scouts:** 171, 172.

**British Medical Council:** 55, 263, 264.

**British soldiers—**

education of —, 450*f*.

education of children of —, 386, 393, 456.

**Brock, Miss:** scheme of courses by, 249.

**Buckingham and Carnatic Mills:** 428.

**Buddhists:** education of, 117. *See also* Monastic schools.

**Buildings—**

college —, 118*f*, 379.

European school —, 392.

primary school —, 205*f*.

repairs to —, 206, 208.

secondary school —, 146, 179.

type plans for —, 207.

university —, 89, 90, 118.

**Bulletins on agriculture:** 338.

**Bureau of Education:** of Government of India, 43, 44, 62.

**Bureau of Translators:** of Osmania University, 101, 113.

**Burma Rural Self-Government Act:** 66.

**Butler, Dr. E. J.:** 338.

**Butler, Sir Harcourt:** 94, 120.

**C****Calcutta—**

Corporation and education, 199.

Institute of Hygiene, 300.

Madrassa, 468.

Technical School, 359, 442.

University, 18, 75, 77, 78, 108, 113, 125, 136, 153.

**Calcutta—contd.**

University Commission, 4, 27, 46, 60, 77, 83, 85, 88, 109, 168, 292,  
348, 377, 400, 466.

recommendations of —, 78, 95, 96, 111, 114.

resolution on —, 79, 80.

Camia Oriental Institute: 470.

Cambridge Local Examinations: 384, 397.

Cannanore Training School: 283.

Canning College: 94.

Capitation allowances: for depressed classes, 417.

Capitation grants: abolition of, 203.

Carmichael Medical College, Belgachia: 300.

Carnegie Foundation Report: criticism of vocational training in, 156.

Carpentry schools: 365. *See also* Wood work.

Caste system: effect on education, 414, 415.

Catholic Mission: 354.

**Cawnpore—**

Agricultural College, —, 319.

School of Dyeing and Printing, —, 364.

Technological Institute, —, 350.

Census of 1921: 33, 34, 445.

Census of children of school-going age: 196.

Central Advisory Board of Education: 42, 44, 70, 488, 489.

Central Co-operative Institute, Bombay: 233.

Central Training College, Lahore: 281.

Cesses for education: 66, 196.

Chairs, University: 104, 106.

Chamber of Commerce, London: 373.

Chandametta Industrial School: 360.

Chapman, Mr.: 171.

“*Charkha*” in education: 7.

Chatterjee, Mr. Pran Krista: 108.

Chelmsford, Lady: 21, 301.

Chelmsford Training College, Sanawar: 290.

**Chiefs—**

colleges for —, 378f.

control of colleges for —, 41.

Children of school-age: employment of, 191.

**Children's Acts—**

Bengal, 479.

Madras, 478.

Cholera: 184, 221.

Civics: study of, 106.

City and Guilds' Institute, London: 364.

**Classes, school—**

nomenclature of —, 17.

sizes of —, 379.

reduction in primary —, 25, 216, 217.

- Classics: study of, 467f.
- Clerkships: 123, 150.
- Climate: effect on attendance, 221.
- Clouston, Dr. D.: 338.
- Coaching, private: 168.
- Codes, educational: for European schools, 384, 396.
- Co-education: 241, 420.
- Coimbatore—  
 Agricultural College, 320.  
 Forest College, 340.
- Colleges, classes of—  
 agricultural —, 32, 312, 313, 314f.  
 arts —, 56, 74, 109, 116, 126, 127, 128.  
 commercial —, 38, 372f.  
 engineering —, 303.  
 European —, 387, 400.  
 forest —, 339f.  
 girls' —, 254.  
 law —, 294.  
 medical —, 300, 301.  
 oriental —, 468.  
 training —, 279.  
 veterinary —, 344f.
- Colleges, general—  
 affiliated, 75, 95, 109, 115, 313.  
 associated, 95, 97.  
 buildings, 118f, 379.  
 cost of education at —, 22, 127.  
 expenditure on —, 24, 126, 303.  
 inspection of —, 61, 75.  
 intermediate —, 78, 97, 111, 254.  
 management and control —, 55, 56, 74, 116, 265.  
 relations to universities —, 75, 115.  
 teaching at —, 109, 254.
- Collins, Dr. Mark: 106.
- Colvin Taluqdars' School, Lucknow: 383.
- Commerce: instruction in, 38, 372.
- Commercial subjects, teaching of: in ordinary schools, 150, 377.
- Comilla Elliot Artisan School: 359.
- Commission—  
 Calcutta University, 4, 27, 46, 60, 77, 78, 83, 85, 88, 95, 96, 109,  
 111, 114, 168, 292, 348, 377, 400, 466.  
 Decentralization —, 67.  
 Public Services —, 50.
- Committee—  
 Bihar and Orissa; on primary and secondary education, 188, 494.  
 Bombay; on defectives' education, 448.  
 Bombay; on technical education, 494.

**Committee—contd.**

- Burma; *on* Anglo-vernacular education, 494.
- Burma; *on* engineering education, 308.
- Calcutta; *on* domiciled community, 494.
- Central Provinces; *on* depressed classes, 414.
- Geddes —, 451.
- Inchcape —, 451.
- Indian Jails —, 476, 477.
- Lytton; *on* Indian students in United Kingdom, 37, 349, 490, 493.
- Madras; *on* rural education, 225.
- Nathan, 81, 84.
- Public Works Department Reorganization —, 304, 305.
- Punjab; *on* agricultural education, 180, 225, 331, 494.
- Punjab; *on* district boards' education and finance, 70, 187, 494.
- Retrenchment —, 53.
- See also* Conference(s).

**Committees—**

- for* girls' schools, 74, 256.
- for* primary schools, 74.
- for* secondary schools, 74.
- for* technical schools, 366.
- Universities; *on* Calcutta University Commission Report, 79.

**Communal representation:** in universities, 86.

**Communities—**

- in* colleges, 117.
- of* scholars, 24.
- stages of instruction of —, 387, 407.

**Comparisons with foreign countries:** 21.

**Compulsory education—**

- Acts, 1, 33, 65, 190*f*, 209.
- advantages of —, 216*f*.
- in* criminal tribes' settlements, 426, 427.
- for* Europeans, 401.
- introduction of —, 20, 33, 65, 191, 194*f*, 229, 418.

**Conscience clause:** in compulsory education acts, 191.

**Concentration of schools:** 137, 182, 270, 394, 395.

**Conference(s)—**

- on* agricultural education, 312, 316.
- on* Anglo-vernacular education, 494.
- of* Directors of Public Instruction, 17.
- on* education of domiciled community, 389, 400, 401.
- on* engineering education, 37, 305.
- of* Librarians, 492.
- of* Orientalists, 470.
- of* secretaries of advisory committees for students, 490.
- on* teaching of English, 160*f*, 491.
- See also* Committees.

Constitution: of universities, 85, 90, 95, 104.

Continuation classes and schools: 235.

Control—

*of education, 40f, 366.*

*parental; decay of, 4.*

Convent Normal class, Bombay: 290.

Conveyances—

*for girls' schools, 242.*

*for inspectresses, 64.*

*between colleges, 107, 109.*

*and education, 32.*

Co-operation—*contd.*

*between Government and local bodies, 89.*

*between universities, 105.*

Co-operative Credit Societies: 232, 233.

Corporate life in colleges: 124, 127.

Corps—

Army Educational —, 451, 452, 455.

University —, 21, 124.

University Officers' Training —, 493.

Cost—

*of arts college students, 22, 127.*

*of European scholars, 391.*

*of forestry students, 340.*

*of girls' schools and scholars, 259, 260.*

*of living; effects of —, 135, 184, 402.*

*to parents, 138f, 219.*

*of primary schools and scholars, 22, 201.*

*of secondary schools and scholars, 22, 138.*

*of students in training, 22, 288.*

Courses—

*in agricultural institutions, 316, 317f, 332, 336.*

*in chiefs' colleges, 380.*

*commercial —, 374f.*

*in engineering colleges, 305.*

*in European schools, 402.*

*in girls' schools, 246, 248f.*

*in law, 292.*

*in medicine, 299f.*

*for night schools, 236.*

*in primary schools. 225f.*

*ruralisation of —, 180, 225, 228.*

*in schools of art, 369.*

*in secondary schools, 150, 154, 156, 174, 176f, 180.*

*special; for matriculates, 93, 159.*

*technical and practical —, 150, 154, 156, 355, 356, 357, 433.*

*in training institutions, 284f.*

*in universities, 75, 93, 100, 106.*

Courses—*contd.*

in veterinary science, 344.

vocational —, 154.

Court of Wards School, Newington: closing of, 383.

Covernton, Mr. J. G.: 42.

Craigie, Dr. W. A.: 105.

Craft schools: 353.

Cramming: 4, 122, 160, 486.

## Criminal tribes—

Act, 425.

education of —, 425*f.*

Cunningham, Mr. J. R.: 140, 155.

## D

## Dacca—

Agricultural Institute, 323.

Engineering school, 308.

Medical school, 87.

Training college, 87.

University, 78, 81, 82*f.*

Dais: training of, 246.

Daly College, Indore: 378, 381.

Deaf and dumb: schools for, 445*f.*

Decentralisation Commission: 67.

Defectives: education of, 445*f.*

## Degrees—

British Universities —, 122.

commercial —, 373.

recognition of —, 263, 264, 297.

standardisation of —, 18.

## Dehra Dun—

Forest Research Institute, 339*f.*

Prince of Wales Royal Indian Military College, 459.

X-Ray Institute, 300.

De la Fosse, Sir C. F.: 42.

De Laplace, Miss: 447.

## Delhi—

Kitchener College, 458.

Lady Hardinge Medical College, 254, 301.

Reformatory school, 476.

University, 98.

Deoband: *Dir-ul-ulum* at, 461.

Departmental examinations: 397, 398.

Depressed classes: 92, 414*f.*

Depressed Classes Mission Society: 424.

Despatch of 1854: 29.

Devadhar, Mr. G. K.: 258.

- Dev Samaj: 243.
- Dhanbad: School of Mines at, 37, 309.
- Diocesan Board of Education, Lahore: 392.
- Diocesan College: 254, 283.
- Directors of Public Instruction—  
 conference of —, 17.  
 position under the Reforms, 49.
- Discipline: 3, 137, 251, 440, 466, 476.
- District Boards—  
 educational functions of —, 16, 33, 56, 65*f*, 191*f*.  
 finance of —, 33, 70, 187, 260.  
*See also* Local bodies.
- Division of educational control: 46, 60.
- Diwa Central School: 424.
- Domestic science: teaching of, 248, 249, 425, 456.
- Domiciled Community—  
 committee on education of —, 494.  
 conference on education of —, 389, 400, 401.  
 education of —, 384*f*.  
*See also* Europeans.
- Doms: education of, 417.
- Donations and Endowments—  
*by* Rai Bishambhar Nath, 120.  
*by* Sir Ganga Ram, 73, 257.  
*by* Kumar Guruprosad Singh of Khaira, 108.  
*by* Lala Hardat Rai, 120.  
*by* Maharaja of Jeypore, 254.  
*by* Sir Percy Newson, 392.  
*by* Mr. Pran Krista Chatterjee, 106.  
*by* Rajas Bahadur of Banaili, 119.  
*by* Rani Sahiba of Binga, 73.  
*by* Sir Rash Behari Ghose, 108.  
*by* Ruling Chiefs, 379, 458.  
*by* Taluqdars of Oudh, 94.  
*by* Sir Taraknath Palit, 108.  
*by* Sir V. Thackersey, 103, 233.
- Doveton schools: 394.
- Dow Hill Training School for Girls, Kurseong: 290, 392.
- Drawing Masters—  
 pay of —, 141.  
 training of —, 281, 369.
- Duration of school life: 214, 216.

## E

- Eastern Bengal Railway: 359.
- East India Company: 396.
- East Indian Railway: 386.



**Economic conditions—**

effects of —, 2, 22, 135, 150.

*See also* Cost of living.

Economics: study of: 106.

Educational Commissioner with the Government of India: 42, 44.

Educational Services: 50*f*.

Educational Society, Bombay: 392, 394.

Educational Surveys: 186, 187, 192.

Elton, Prof. Oliver: 105.

**Employment—**

of children of school-age, 191.

education of boys for —, 150, 155.

education of girls for —, 246.

of Europeans, 400.

of defectives, 446.

of graduates, 123, 141, 277, 279, 280.

of Muhammadans, 409.

of trained apprentices, 444.

Empress Mills: night schools, 234.

Endowments: *see* Donations.

**Engineering—**

colleges, 303, 306.

Conferences and Committees, 37, 305, 308.

education in —, 37, 45, 122, 302*f*.

schools, 308.

services, 264, 304.

**English—**

conference on teaching of —, 160*f*, 491.

in factory schools, 435.

importance of —, 159.

as medium of instruction, 157*f*, 384, 396, 431.

method of teaching —, 162, 165, 252.

optional in vernacular schools, 178, 180.

in primary schools, 161, 227.

in secondary schools, 134, 147, 157, 158.

Epidemics: effect on attendance, 184, 221.

Europe: 44, 122.

**Europeans—**

education of —, 36, 45, 384*f*.

*See also* Admission, Courses, Cost, Domiciled community, Expenditure, Fees, Hostels, Management, University.

Evening school: 438.

Ewing, Rev. Dr. J. C. R.: 131.

**Examinations—**

Cambridge Local —, 384, 397.

Chiefs' colleges —, 380.

City and Guild's —, 364.

**Examinations—contd.**

- departmental —, 397, 398.
- dominance of —, 122*f*, 148*f*, 380.
- effect on teaching, 122*f*, 148, 150, 153, 249.
- European schools' —, 397*f*.
- external —, 75, 397.
- in law, 293.
- matriculation —, 60, 93, 111, 112, 149*f*.
- medical —, 295.
- “ Mulagananthincha ” —, 463.
- Oriental —, 472.
- school final or leaving certificate —, 60, 111, 149*f*, 399.
- standard of —, 153.
- university —, 123.

Examining Board for European schools: 398.

**Expansion, schemes of—**

- primary education, 20, 69*f*, 185*f*.
- secondary education, 136*f*.

**Expenditure—**

- on buildings, 89, 118*f*, 179, 205*f*, 392.
- on colleges, 24, 126, 303.
- on education, 19, 22, 24.
- on European education, 389*f*.
- on girls' education, 24, 259.
- by local bodies, 70, 260.
- from private sources, 73, 118, 129.
- on primary education, 24, 200.
- on scholarships, 24.
- on secondary education, 138.
- on technical and industrial schools, 352.
- on veterinary colleges, 345.
- on universities, 24, 125, 129.

Extension lectures: 92.

External examinations: 75, 397.

Extra-Mural teaching: 92.

**F**

Factories, Government Ordnance: education in, 432*f*.

Factory children: education of, 428*f*.

Factory Co-operative Society, 436.

Faculties of universities: 87, 92, 94.

Famine: 23, 184.

Faulkner, Mr. O. T.: 338.

Faiz-i-Husain, Mian: 42.

**Fees—**

for aboriginals, 422.

in arts colleges, 127.

**Fees—contd.**

- in Chiefs' colleges, 382.*
- for conveyances in girls' schools, 242.*
- in European schools, 390, 391.*
- in primary schools, 209, 219.*
- remission of —, 209, 426.*
- in secondary schools, 138f.*
- for soldiers' children, 209, 456, 457.*
- in technical schools, 351.*
- See also Free education.*

**Female education:** *see* Girls.

**Festivals:** 221.

**Finance—**

- of local bodies, 33, 70, 196, 260, 445.*
- under Reforms, 19, 40, 185, 349.*
- stringency of —, 39, 43, 84, 87, 98, 175, 183, 344, 369, 381.*

**Fine arts:** 92, 368.

**First aid:** 258.

**Fishermen:** education of, 429.

**Forest Rangers:** training of, 340.

**Forest Research Institute and College, Dehra Dun:** 339f.

**Forest services:** 339f.

**Forestry:** education in, 339f.

**Foreign countries:** comparisons with, 21.

**Foucher, M. A.:** 105.

**Fowler, Dr. E. L. Frida:** 105.

**Franchise—**

- education and —, 1, 185.*
- for women, 35.*

**Free education:** 209, 219, 420, 426, 456, 457.

**French:** teaching of, 470.

**Frontier tribes:** education of, 413.

**G**

**Games, school:** 170, 287, 442, 476.

**Ganga Ram, Sir:** 73, 257, 338.

**Gandhi, Mahatma:** 7.

**Gardening:** 287, 425.

**Garos:** education of, 421.

**Geddes Committee:** 451.

**Geddes, Prof. Patrick:** 106.

**General Medical Council of United Kingdom:** 297.

**Geography:** study of, 106, 165.

**German:** teaching of, 470.

**Ghoragali:** Lawrence School, 392.

**Ghosh, Sir Rash Behari:** 108.

## Girls—

- in boys' schools, 241, 420.
- in colleges, 254.
- compulsory education for —, 191.
- conveyances for —, 242.
- education of —, 35, 103, 237*f*.
- industrial education of —, 257, 352, 494.
- lack of education among —, 237*f*.
- medical education of —, 301.
- primary education of —, 248.
- professional education of —, 246, 247.
- secondary education of —, 249, 252.
- teachers for —, 246, 251, 255, 257, 280, 282*f*.
- university education of —, 103, 254, 255.

Gokhale's Primary Education Bill: 1.

Gour, Dr. H. S.: 98.

Governing bodies of colleges: 74.

Government College, Lahore: 118, 121.

## Government of India—

- Act, 15, 40, 45, 91, 385.
- circular on female education, 237.
- educational functions of —, 41.
- resolutions: *see* Resolutions.

Governments, provincial: education under, 15*f*, 40, 44, 49, 185, 349; 398.

## Graduates—

- employment of —, 123, 141, 277, 279, 280.
- pay as teachers, 141.
- training of, as teachers, 165.

## Grants-in-aid—

- to colleges, 128.
- control by means of —, 58, 60, 62.
- to factory schools, 435.
- imperial —, 185.
- to local bodies, 70, 72, 186, 191, 198, 199, 231.
- to monastic schools, 204.
- to primary schools, 68, 202*f*.
- to private bodies, 493.
- Report by Bureau of Education on —, 62, 145.
- to secondary schools, 67, 143*f*.
- systems, 16, 33, 62, 143*f*.
- to universities, 84, 91, 125.

Gregory, Dr. J. W.: 77.

Gurukul, Hardwar: 461, 466.

Guruprosad Singh of Khaira, Kumar: 108.

Guru Nanak school, Amritsar: 256.

## Guru training schools—

- in Bengal, 269.
- in Bihar and Orissa, 270, 422.

## H

- Half-time system: 223, 336.  
 Hardat Rai, Lala: 120.  
 Hardinge, Lord: 82.  
 Hartog, Mr. P. J.: 42, 77, 83.  
 Harvest holidays: 221, 224.  
 Hartals (strikes): due to "non-co-operation," 153.  
 Hastings House School: closing of, 383.  
 Hazaribagh: Reformatory School, 475.  
 Headmasters—  
     influence of —, 167.  
     pay of —, 141.  
 High or Chief Courts: 263, 291.  
 High Schools—  
     comparison with English Public schools, 148.  
     uniformity of —, 147.  
     teachers in —, 153.  
 Hill schools for Europeans: 392.  
 Hill tribes: education of, 419*f*.  
 Hindu College, Delhi: 98.  
 Hindu University, Benares: 76, 88, 89, 91, 112, 125.  
 History: study of, 106, 108.  
 Hobart Training School, Government: 283.  
 Hole, Mr. R. S.: 342.  
 Home classes: *see* Zenana education, Peripatetic instructors.  
 Holidays—  
     abandonment of —, 124.  
     festivals —, 221.  
     harvest —, 221, 224.  
 Honours schools: 104, 107.  
 Hornell, Mr. W. W.: 77.  
 Hostels—  
     college —, 118, 379.  
     European —, 391, 400.  
     girls' —, 258, 301.  
     *for* students in training, 269.  
 Hunter, Sir Mark: 204.  
 Hygiene: 158, 174, 249.  
     Calcutta Institute of —, 300.

## I

- Illiteracy: measures against, 232, 412, 436.  
 Imperial grants: discontinuance of, 185.  
 Inchcape Committee: 451.

- Indian Army Reserve of Officers, 381.  
 Indian Association of Workers for the Blind: 448.  
 Indian Defence Force: 124.  
 Indian Educational Service: 50.  
 Indian Inspectresses: paucity of, 64.  
 Indian Institute of Science, Bangalore: 850.  
 Indian Jails Committee: 476, 477.  
 Indian Medical Degrees Act: 299.  
 Indian National Congress: 3.  
 Indian Soldiers and their children: education of, 455, 457.  
 Indian students—  
     abroad —, 122, 349, 493.  
     admission to European schools, 396.  
     Lyfton Committee on —, 37, 349, 490, 493.  
 Indianisation of services: 87, 50, 53, 400.  
 Indigenous schools: 461.  
 Indo-British Society: 394.  
 Industrial education—  
     control of —, 366.  
     environments for —, 353, 354, 358.  
     expenditure on —, 352.  
     of girls, 257, 352, 494.  
     in reformatories, 474.  
 Industrial schools—  
     primary —, 355.  
     secondary —, 356.  
     statistics, 352.  
 Industrial and technical research: 350.  
 Influenza: 23, 184, 221.  
 Insein: Engineering school, 308.  
 Inspecting staff—  
     duties of —, 63.  
     pay of —, 22.  
     statistics, 63, 64.  
 Inspection—  
     of agricultural schools, 326.  
     of colleges, 61, 75.  
     cost of —, 22.  
     of girls' schools, 64.  
     medical —, 175.  
     methods of —, 166.  
     organization of —, 63.  
     of primary schools, 71.  
     of secondary schools, 61, 166.  
 Inspector(s)—  
     district, duties of —, 71.  
     Muhammadan —, 409, 411.  
     of Sanskrit Pathshalas, 462.

- Inspectresses: 64, 243.  
 Intermediate Colleges: 78, 97, 111, 254.  
 Intermediate Education: Boards of Secondary and. 60, 78, 96, 409.  
 International Correspondence School: 442.  
 Isabella Thoburn College, Lucknow: 94, 254.  
 Islamia College, Peshawar: 413.  
 Islamia Schools: 405, 411.  
 Islamic Matriculation and Intermediate Examinations: 409.  
 Islamic studies—  
     Department of —, 87.  
     Superintendent of —, 409, 471.  
 Itinerant teachers: 248, 409.

**J**

- Jails Committee, Indian: 476, 477.  
 Jamsetjee Jeejeebhoy School of Art: 368.  
 Jamshedpur—  
     education in —, 431.  
     Technical Institute, 311, 362.  
 Japan: 122.  
 Jevons, Dr. Stanley: 106.  
 Jeypore: H. H. Maharaja of, 254.  
 Jewish school: 386.  
 Journals—  
     Art, 367.  
     college and school, 487.  
     oriental, 470.  
 Jubbulpore: Training College, 280.  
 Judson College: 92.  
 Juvenile offenders: *see* Children's Acts.

**K**

- Kalimpong Industrial School: 359.  
 Kaliparaj: education of, 424.  
 Kanchrapara Workshops, 359.  
 Karve, Prof.: university for women, 103.  
 Kenyon, Maj.-Genl.: 432.  
 Keys: use of, 486.  
 Khalsa Diwan: 243.  
 Khan, Dr. S. A.: 106.  
 Kharagpur Workshops: 359.  
 Khasis: education of, 420.  
 Khilafat movement: 9, 118.  
 Khyber Pass: 413.  
 Kindergarten: 280, 283, 456.

- King Edward College, Amraoti: 119.  
 King Edward Memorial Technical School, Akyab: 354.  
 King George's Medical College: 94, 300.  
 King George's Royal Military Schools: 457.  
 Kinnaird College, Lahore: 254, 283.  
 Kitchener College, Delhi: 458.  
 Koran Schools: 405.  
 Kyaungs: 204. *See also* Monastic schools.

## L

- Labourers, children of: education of. 428f.  
 Lady Chelmsford: 21, 301.  
 Lady Hardinge Medical College, Delhi: 254, 301  
 Lady Reading Hostel: 301.  
 Lady Superintendents: 195, 427, 431.  
 Ladies' Committees: 74, 256.  
 Lahore—  
   Government College, 118, 121.  
   Hindu Widows' Home, 256, 257.  
   Kinnaird College, 254, 283.  
   Mayo School of Arts, 281, 357, 370.  
   Normal School, 283.  
   Queen Mary's College, 383.  
   University. *See* Punjab University.  
 La Martinière Schools: 394.  
 Language problems in Indian education: 406, 419, 430.  
   *See also* Medium of instruction.  
 Language teachers: pay of, 141.  
 Law colleges and classes: 294.  
 Lawrence Memorial School, Ootacamund: 393.  
 Lawrence Military School, Sanawar: 290, 456.  
 Leake, Dr. H. M.: 338.  
 League of Honour, School Boy: 171.  
 Leather Schools: 365.  
 Leaving Certificates, School: 149.  
 Lectures—  
   extension, 92.  
   university, 104, 105.  
 Legal education: 291f.  
 Legal practitioners: status of, 291.  
 Legislation, educational—  
   lack of —, 40.  
   for local bodies, 65, 70.  
 Legislative Assembly: on barristers, 291.  
 Legislative Councils: education in, 39, 47, 49.  
 Leper Asylum, Purulia: 447.  
 Librarians, conference of: 492.



- Libraries** : 87, 106, 123, 233, 337, 470.  
**Life members** : in university constitutions, 86.  
**Lillooah Workshops** : 359.  
**Literacy** : 29, 33, 34, 220, 229, 232, 237, 238.  
*See also* Duration of school life.  
**Literature, Vernacular** : dearth of, 20, 29, 169, 436, 487.  
**Lloyd, Sir George** : 171, 368.  
**Local bodies**—  
 contributions to —, 70, 72, 186, 191, 198, 199, 231.  
 duties of —, 56, 65*f*.  
 education under —, 16, 33, 56, 65, 191.  
 educational staff of —, 71.  
 expenditure by —, 70, 260.  
 financial relations with Government, 33, 70, 188.  
 inspection under —, 71.  
 new (Burma and Madras), 66.  
 powers of —, 65*f*.  
 primary education under —, 33, 56, 66, 68.  
 secondary education under —, 56, 67.  
**Loni School** : 231, 325.  
**Loreto House** : 283.  
**Low caste children**—  
 schools for —, 415*f*.  
*See also* Depressed classes.  
**Lower subordinates** : 304, 308, 341.  
**Lucknow**—  
 Canning College, 94.  
 Christian College, 97, 120.  
 Colvin Taluqdars' School, 383.  
 Engineering School, 308.  
 King George's Medical College, 94, 300.  
 University, 76, 94.  
 school of arts and crafts, 371.  
**Lyallpur** : Agricultural College, 281, 318, 332.  
**Lytton Committee** : on Indian students in England, 37, 349, 450, 493.

## M

- Macaulay's Minute** : 473.  
**Mackenzie, Prof. J. S.** : 105.  
**Mackichan, Dr. D.** : 131.  
**Macphail, Revd. E. M.** : 42.  
**Madhavilal, Sir Chinubhai** : 361.  
**Madras**—  
 Children's Act, 478.  
 Elementary Education Act, 65, 66.  
 Engineering College, 306.

**Madras—contd.**

Institute of Commerce, 375.

Leather Trades Institute, 365.

University, 75, 99, 112.

Madrassas: 409, 468, 469.

Magazines: college and school, 487.

Mahajani schools: 461.

Mahamati Survey School, Commilla: 310.

Maktabs: 269, 405, 411.

Malaria: 184, 221.

Malaviya, Pandit Madan Mohan: 89.

Management: 55*f*.

*of arts colleges, 56, 74.*

*of commercial schools, 375.*

*of European schools, 386.*

*policy regarding —, 57.*

*of primary schools, 74.*

*of professional colleges, 55, 265.*

*of secondary schools, 56, 74.*

*of technical schools, 352.*

Mandalay: Agricultural College, 324.

Manual training: 156, 281, 286, 456.

Manual(s)—

*of educational training for the Army, 450.*

*of forestry, 342.*

Manuscripts: collection of, 470.

Maqbul Shah, Khan Sahib: 210.

Marriage—

*early —, 238.*

*education for —, 245.*

Mathematics: teaching of, 107, 165.

Matriculates: additional course for, 93, 159.

Matriculation examination—

*age for —, 112.*

*general, 60, 111, 249.*

*statistics, 149.*

Maulvis: 251, 281.

*pay of —, 141.*

Mayhew, Mr. A. I.: 42.

Mayo College, Ajmer: 378, 380, 381.

Mayo School of Arts, Lahore: 281, 357, 370.

McKee, Revd. W. J.: 287.

Mechanical engineering: instruction in, 307.

Medical Acts: 298, 299.

Medical colleges and schools: 300, 301.

Medical Council, General: 297.

Medical Courses: 299*f*.

Medical education: control of, 296.

- Medical examinations:** 295.  
**Medical Faculty, State:** 300.  
**Medical inspection:** 175.  
**Medical registration:** 299.  
**Medium of instruction:** 16, 29, 101, 103, 113, 157, 177, 255.  
**Memorisation:** 122, 160, 486.  
**Metallurgy: instruction in,** 311.  
**Methods of teaching:** 122, 148*f*, 162, 163, 168, 252.  
**Mian Sir Muhammad Shafi,** 98.  
**Middle schools—**  
     English, 176.  
     Vernacular, 182, 177.  
**Midwifery: training in,** 246, 258, 297.  
**Miles, Mr. W. H.:** 107.  
**Military colleges and schools:** *see* Army education.  
**Miller, Mr. A. C.:** 171.  
**Mining: instruction in,** 108, 309.  
**Ministers of education, provincial:** 15, 18, 44, 45, 49.  
**Missions—**  
     Christian, 243, 254, 283, 287, 386, 420.  
     National Missionary Council, 226.  
     non-Christian, 243, 424.  
**Mofussal Board for colleges:** 78.  
**Mofussal colleges:** 108.  
**Moghalpura: engineering college,** 307.  
**Monastic schools:** 182, 204, 241, 463.  
     *See also* Kyaungs.  
**Montessori training:** 283.  
**Mookerjee, Sir Asutosh:** 77.  
**Moral and religious instructions:** 226, 248, 394, 405, 459.  
**Morris College, Nagpur:** 294.  
**Moulmein Trades School:** 354.  
**Muallim training schools:** 269.  
**Muazzins:** 446.  
**Muhammadans—**  
     education of —, 36, 76, 117, 404*f*.  
     population, 404.  
**Muir, Prof. Ramsay:** 77.  
**Mukerjee, Prof. R. K.:** 105.  
**Muktesar: Imperial Bacteriological Laboratory,** 346.  
**"Mulagananthincha" examination:** 463.  
**Mulla schools:** 412, 461, 463.  
**Multiplication of Universities:** 18, 28, 99.  
**Municipalities—**  
     Bombay Corporation, 195, 199.  
     Calcutta Corporation, 199.  
     education under —, 191*f*, 231.  
     *See also* Local bodies.

- Mural paintings: 368.  
 Music: teaching of, 156, 258, 286, 446, 466.  
 Muslim University, Aligarh: 76, 88, 90, 91, 125.  
 Mysore University: 102.

## N

- Nagas: education of, 419.  
 Nagpur—  
   Agricultural College, 321.  
   Engineering School, 304, 308.  
   Medical School, 300.  
   Morris College, 294.  
   University, 97.  
 Nair, Sir Sankaran: 160.  
 Namasudras: 155, 417.  
 Nathan, Sir Robert: 81, 82.  
 National Missionary Council: 226.  
 National service: 4.  
 National schools: 5, 6, 7, 465.  
 Nature study: 225, 286.  
 Needham, Lt.-Col. R. A.: 297.  
 New College, Patna: 97, 111.  
 Newington: Court of Wards' School, 383.  
 Newspapers for villagers: lack of, 34.  
 Newson, Sir Percy: 392.  
 Night schools: 231*f*, 336, 417.  
   *See also* Adult education.  
 Nizam, H. E. H. the: 101.  
 Nomads: 425.  
 Nomenclature for school classes: 17.  
 "Non-co-operation" movement: effect on education, 3*f*, 116, 135, 184, 465.  
 Normal schools: *see* Training schools and classes.  
 North-Western Railway Workshops and schools: 307, 357, 395.  
 Nurses: training of, 246, 258.  
 Nur-ul-Huda, M.: 468.

## O

- Oak Grove School, Mussoorie: 386.  
 Ootacamund: Lawrence Memorial School, 393.  
 Optional English: in vernacular schools, 178, 180.  
 Organisation, educational: 14, 15, 16*f*.  
 Oriental colleges: 468.  
 Oriental Institute—  
   Bhandarkar, 470.  
   Cama, 470.

- Oriental studies: 467f.  
 Oriental titles: 472.  
 Orientalists: conference of, 470.  
 Orr & Sons, Messrs.: 428.  
 Osmania University: 101, 113.

## P

- Painting, Indian: Revival of, 367, 368.  
 Palit, Sir Tarak Nath: 108.  
 Pauchayati Union School System: 83, 183.  
 Pandits: 241, 251, 281.  
   inspecting, 71.  
   pay of —, 141.  
 Parental authority: decay of, 4.  
 Parents: cost of education borne by, 138f, 219.  
 Patel, Mr. V. J.: 190.  
 "Patriotic Fund" for military schools: 457.  
 Patshalas: 461.  
   *See also* Tols.  
 Patna—  
   Engineering school at —, 308.  
   Training college, 281, 286.  
   University, 18, 76, 81, 112, 113.  
 Pattern Books of Art: 367.  
 Patwardhan: Mr. W. B., 42.  
 Patwaries: 177, 310.  
 Pay—  
   of headmasters, 141, 202.  
   of inspecting staff, 22, 54.  
   of services, 50, 52, 54.  
   of teachers; in aided colleges, 128.  
   of teachers; in European schools, 402.  
   of teachers; in girls' schools, 260.  
   of teachers; in primary schools, 202f, 210.  
   of teachers; in secondary schools, 54, 139, 141.  
 Perambur Trades School: 358.  
 Perin Memorial School, Mrs.: 431.  
 Peripatetic centres for weaving instruction: 364.  
 Peripatetic instructors for women: 248, 409.  
 Persian, study of: 467.  
 Philology, comparative: study of, 106.  
 Physical education: 173, 287.  
 Picketing: in connection with "non-co-operation," 4, 9.  
 Piggott Committee: scheme of, 186, 217.  
 Plague: 184, 221.  
 Playgrounds: scarcity of, 170.

**Policy(ies)—**

- educational —, 33, 40, 49, 68, 69.
- regarding European education, 45, 385, 392.
- regarding management of schools, 57, 72, 421.

**Politics, study of:** 106.

**Poona Agricultural College:** 317.

**Poona Engineering College:** 305.

**Population—**

- under instruction, 237.
- statistics, 19.

**Postal work:** by University corps, 124.

**Post-graduate work:** 100, 104, 106, 108, 130, 316.

**Post-Vedic studies:** 106.

**Practical subjects:** instruction in, 31, 150*f*, 154, 156, 225, 226, 219, 237, 433, 446.

**Practising schools:** 287.

**Primary classes:** reduction in number, 25, 216, 217.

**Primary education—**

- Acts, 1, 33, 65.
- compulsory, 1, 20, 33, 65.
- control of, 45, 68.
- expansion of —, 25, 33, 69*f*, 185*f*.
- free —, 209, 219.
- of girls, 248.
- surveys, 186, 187, 192.
- urban —, 228.

**Primary schools—**

- attendance at —, 24, 181, 184, 214, 215, 218, 221, 222.
- average enrolment in —, 218.
- buildings, 205*f*.
- cost of —, 201.
- courses in —, 225*f*.
- defects of —, 214*f*.
- expenditure on —, 200.
- fees in —, 209, 219.
- grants for —, 68, 202*f*.
- management of —, 56.
- numbers, 181*f*.
- teachers in —, 218.
- "venture," 25, 464.

**Primary stages:** Pupils in.

**Prince of Wales, H. R. H.:** visit of, 171, 457.

**Prince of Wales' Royal Indian Military College, Dehra Dun:** 459.

**Private bodies:** 494.

**Private institutions:** 59, 460*f*.

**Private management:** institutions under; control of, 57*f*.

**Private tuition by teachers:** 168.

- Professional education: 37, 116.  
 control of —, 45, 55, 263, 265, 296.  
 Professional qualifications: standardisation of, 264.  
 Programme of expansion: Primary education, 69*f*, 185*f*.  
 Proprietary schools: 74.  
 Provident funds for teachers: 142.  
 Provincial Committees: *see* Committees.  
 Provincial Educational Services: 50*f*.  
 Provincialisation:  
   *of* education, 15*f*, 40, 44.  
   *of* Lawrence Memorial School, Ootacamund, 393.  
 Publications: of the Bureau of Education, 43, 62.  
 Public institutions: definition of, 59, 460.  
 Public schools, English: 148, 379.  
 Public Services Commission: 50.  
 Public Works Department Reorganisation Committee: 304, 305, 369.  
 Punjab Association: 256.  
 Punjab University, Lahore: 75, 112, 113.  
 Purdah Ladies, education of: *see* Zenana education.  
 Purdah system: 238, 245, 251.  
 Pusa Agricultural Research Institute: 314, 315.

## Q

## Qualifications—

- for* agricultural services, 315, 316.  
*for* apprenticeship, 440.  
*for* legal profession, 291.  
*of* students under training, 177, 267, 270*f*, 277, 279, 280.  
*of* teachers, 153, 163, 164, 211, 251, 252.

Quarters for staff: 64, 119.

## Queen Mary's College—

- Lahore, 383.  
 Madras, 254.

## R

## -Railway schools—

- for* Europeans, 386, 395.  
 technical, 357.  
 workshops, 358, 359.

## Rajkumar College—

- Raipur, 378.  
 Rajkot, 378.

Rajputana: proposed university in, 97.

Raman, Professor C. V.: 105.

- Ramjas College, Delhi: 98.  
 Rangachari, Rai Bahadur K.: 338.  
 Rangers, Forest: training of, 340.  
 Rangoon University: 76, 92*f*, 117.  
 Rao, Professor C. V. H.: 107.  
 Rasul Engineering School: 304, 308.  
 Ravenshaw College, Cuttack: 119.  
 Ray, Sir P. C.: 105.  
 Ray, Mr. S. N.: 190.  
 Reay Workshops: 369.
- Recognition—  
   *of degrees*, 263, 264, 297.  
   *friction between department and university*, 60, 136.  
   *of schools*, 16, 58, 59, 136, 182, 236, 462, 465.
- 'Recruitment—  
   *for agricultural services*, 315.  
   *for educational services*, 51.  
   *for engineering services*, 304.  
   *for forest services*, 340.  
   *for medical services*, 299.  
   *for veterinary services*, 343, 346.
- Reformatory schools: 474*f*.  
 Reforms: education under the, 15, 19, 40, 49, 185, 349, 398.  
 Religion, comparative: study of, 255.  
 Religious and moral instruction: 226, 248, 394, 405, 459.  
 Religious Schools: 68, 462, 463.  
 Repairs to school buildings: 208.
- Research—  
   *industrial and technical*: 350.  
   Institute, Bose's, 130.  
   Oriental —, 470.  
   *at universities*, 106, 108, 130.
- Resolution of 1920: on Calcutta University Commission, 79, 80.  
 Resolution of 1913: on educational policy, 33, 57, 68, 76.  
 Retrenchment Committees: 53.  
 Revenue and educational expenditure of provinces: 19.  
 Rhodes scholarships: 47.  
 Roberts, Mr. W.: 338.  
 Robertson College: 442.  
 Robertson Industrial School, Jubbulpore: 360.  
 Royal College of Veterinary Surgeons: 347.  
 Royal Commission on Public Services: 50, 53.  
 Royal Indian Military College: 459.  
 Royal Institute of Science, Bombay: 130.  
 Royal Military College, Sandhurst: 449, 459.  
 Royal Military Schools: 457.  
 Rural education: Committee on, 225.



- Ruralisation of school courses: 180, 225, 226, 326, 331.  
 Rural schools: 185, 187, 188, 206, 325.  
   teachers of —, 177, 210, 212, 214, 251, 287.  
 Rural Self-Government Act, Burma: 66.  
 Rushbrook Williams, Dr.: 105, 106.

## S

- Sabour Agricultural College: 322.  
 Sadler, Dr. Sir Michael: 77.  
 Sahay, Mr. S. K.: 190.  
 St. Bede's Training College, Simla: 290.  
 St. Deny's School and Training Class, Murree: 290, 392.  
 St. Stephen's College, Delhi: 98.  
 Salaries: *see* Pay.  
 Salvation Army: 425.  
 Sanderson, Mr. R.: 147.  
 Sandhurst: Royal Military College at, 449, 459.  
 Sanskrit—  
   Association, 472.  
   colleges, 468.  
   teaching of —, 88, 107, 255.  
   tols, 469.  
 Santiniketan, Bolpur: 466.  
 Sastri, Mr. Srinivasa: 42.  
 Saunders' Weaving Institute, Amarapura: 364.  
 Scholarships—  
   for backward classes, 422, 423.  
   in colleges, 320.  
   for Europeans, 395.  
   for girls, 246.  
   for Muhammadans, 409.  
   Rhodes, 47.  
   State technological —, 349.  
   in training institutions, 288.  
 School Boy League of Honour: 171.  
 School Final Examination: 60, 111, 149f.  
 School Leaving Certificates: 149f, 399.  
 School Life—  
   duration of —, 214, 216.  
   general conditions of —, 168.  
 Science teaching: 108, 130, 402.  
 Scouts, Boy: 171, 172.  
 Scout Masters: training of, 286.  
 Scottish Educational Society: 394.  
 Seasonal Schools: 236.  
 Secondary and Intermediate Education Boards: 60, 78, 96, 409

## Secondary Education—

- aims of —, 150.
- control of —, 56, 60.
- defects of —, 147*f*.
- expansion of —, 136*f*.
- of girls, 249, 252.
- grants for —, 141*f*.
- management of —, 56, 74.
- organisation of —, 132.
- stages of —, 132.

## Secondary Schools—

- attendance at —, 132, 137.
- buildings, 146.
- courses in —, 150, 154, 156, 174, 176*f*, 180.
- expenditure on —, 138.
- fees in —, 138, 139.
- numbers, 25, 132.
- pay of teachers in —, 141, 142.

Secretary of State: 1, 50, 393, 493.

Serampore Weaving Institute: 364.

Servants of India Society: 258, 431.

## Services—

- Agricultural —, 315.
- Educational —, 50*f*.
- Engineering —, 264, 304.
- Forest —, 339*f*.
- Indianisation of —, 37, 50, 53, 400.
- Medical —, 299.
- Recruitment for —, 51, 299, 304, 315, 340, 343, 346.
- Veterinary —, 343, 346, 347.

Setalvad: Sir Chimanlal Harilal, 42.

Seva Sadan Society, Poona: 243, 258.

Seva Samiti Boy Scouts: 171.

Shafi, Mian Sir Muhammad: 98.

Shah, Mr. K. T.: 106.

Shamsul Huda Madrassa Islamia: 468.

Shan Chiefs: education of sons of, 383.

Shaw, Wallace & Co.: 360.

Sibpur Engineering College: *see* Bengal Engineering College.

Silver Wedding Fund: 21.

Sir Jamsetji Jeejeebhoy School of Art: 368.

Size of classes: 379.

Slater, Dr. Gilbert: 106.

Sociology, study of: 106.

Soldiers: education of, 450*f*, 455*f*.

Soldiers, British: education of children of, 386, 393, 456.

Solomon, Captain: 368.

Senthals: education of, 422.

South Africa: 28.

Staffs—

for aboriginals, 422, 424.

of arts colleges, 128.

of chiefs' colleges, 379, 382.

of criminal tribes' schools, 427.

of European schools, 402.

of Muhammadan institutions, 405, 409, 412.

of private institutions, 461f.

of training institutions, 277.

See also Teachers.

Stages of instruction: 24, 387, 407, 422, 424, 462.

Stagnation of pupils in lower classes: 220.

State Medical Faculty: 300.

State scholarship: 349.

Statistical Tables of education: revision of, 489.

Statistics of education: 24.

Stipends: 246, 288, 344, 354.

Strikes: 3, 124.

Students, Indian—

abroad, 122, 349.

Lyton Committee on —, 37, 349, 490, 493.

Student's life: 4, 380.

Study, general: lack of, among students, 169.

Subordinate Educational Services: 54.

Subscriptions: 118, 129, 140.

Sundar Lal, Dr. Sir: 131.

Surveying: education in, 310.

Surveys of Primary education: 186, 187, 192.

Syed Ahmad, Sir: 88.

Sydenham College of Commerce: 38, 374.

Sylhet: School of Handicrafts, 363.

## T

Tagore, Dr. Rabindranath: 466.

Taluqdars—

education of —, 319.

donations by —, 94.

Tata Iron and Steel Company: 311, 362, 431.

Tata: Sir J., 350.

Tax, education: see *Cesses* for education.

Teachers—

qualifications; in agricultural schools, 332.

qualifications; in girls' schools, 251, 252.

qualifications; in primary schools, 211, 269.

qualifications; in secondary schools, 153, 163, 164.

salaries, 54, 128, 139, 141, 142, 202f, 210, 260, 402.

**Teachers—*contd.***

- strength; in European schools, 403.
  - strength; in primary schools, 218.
  - training of; for European schools, 290.
  - training of general, 266*f.*
  - training of; for girls' schools, 246, 251, 255, 257, 280, 282*f.*
  - training of; for Muhammadan schools, 412.
  - special, 281, 286, 326, 424.
  - visiting —, 306.
- See also* Staffs.

**Teaching—**

- in college, 109, 254, 380.
- methods of —, 122, 148*f.*, 162, 163, 168, 249, 252.
- in oriental institutions, 469.
- in primary schools, 212, 251.
- in secondary schools, 147*f.*, 163.
- in universities, 98, 100, 104*f.*, 109.
- universities, 27, 76, 77, 82, 88, 104, 109, 110.

Tea garden schools: 430.

**Technical education—**

- general, 37, 122, 156, 348*f.*, 433.
- apprenticeship, 336, 355, 359, 362, 363, 431, 435.
- committees for —, 366, 494.
- control of —, 45, 348, 366.
- expenditure on —, 352.
- fees for —, 351.
- scholarships for —, 349.

Technical scholars: 349.

Technical schools: 348*f.*

Technical terms: translation of, 158, 485.

Technological education: 348.

Technological institutes: 350.

Tej Narayan Jubilee College, Bhagalpore: 119.

Temple Medical School, Patna: 300.

Text Book Committees: 482*f.*

**Text-books—**

- for adults, 232.
- in agriculture, 226, 338.
- in forestry, 342.
- for hill tribes, 419.
- in nature study, 225.
- special, 484.
- unauthorised, 486.
- in Urdu, 101, 113.

Thackersey, Shrimati Nathibai Damodar: 103.

Thackersey, Sir V. D.: 233.

Thomason Civil Engineering College, Roorkee: 306, 307.

- Thompstone, Mr. : 338.  
 Tirhut Technical Institute: 362.  
 Titles, Oriental: 472.  
 Todas: 423.  
 Tols, Sanskrit: 469.  
 Trades schools: 353*f*.  
 Trained teachers—  
   employment of —, 62.  
   pay of —, 141, 202*f*, 289, 402.  
   paucity of —, 283.  
   statistics of —, 153, 164, 211, 251, 269, 274, 402.  
 Training classes and schools: 268*f*, 280.  
 Training colleges: 279.  
 Training institutions—  
   admission to —, 177, 267, 270*f*, 277, 279, 280.  
   English, 278.  
   staff of —, 277.  
   vernacular, 277.  
 Training of teachers—  
   courses, 284*f*.  
   elementary, 267*f*.  
   for European schools, 290.  
   for girls' school, 246, 251, 255, 257, 280, 282*f*.  
   Muhammadan, 412.  
   Provincial systems, 269*f*.  
   secondary, 277*f*.  
   in special subjects, 281, 286, 326.  
   stipends, 288.  
 Transfer of educational control to the public: 15, 18, 40, 44, 45, 48.  
 Translation of technical terms: 158, 485.  
 Translators, Bureau of: Osmania University, 101, 113  
 Tribes—  
   Criminal, 425*f*.  
   Frontier, 413.  
   Hill, 419*f*.  
 Trichinopoly Engineering School: 308.  
 Triplicane Training School: 283.  
 Trivedi, Mr. R. S. : 105.  
 Tutorial work: 92, 111, 121.  
 Type plans for school buildings: 207.  
 Tropical Medicine, School of: 300.

## U

- Unauthorised books: use of, 486.  
 Unitary teaching universities: 27, 76, 77, 82, 88, 104, 109, 110, 121.  
 United Kingdom: 122, 291, 297, 304, 364, 493.

United States of America: 18, 30, 44, 122, 156.

Universities: 25, 75*f*.

Acts, 79, 81, 96.

affiliating, 27, 75, 76, 88, 95, 104, 108, 109, 110.

buildings, 89, 90, 118.

chairs at —, 104, 106.

constitution of —, 85, 90, 95, 104.

control of —, 41, 46, 80.

control of colleges and schools by —, 41, 58, 60, 75, 76.

control of professional education by —, 263, 348, 366.

courses, 75, 93, 100, 106*f*.

entrance to —, 75, 108, 111, 150, 255.

examinations, 113, 123.

expenditure on —, 24, 125, 129.

grants to —, 84, 91, 125.

multiplication of —, 18, 28, 99.

relations to colleges, 75, 115.

research at —, 106, 108, 130.

teaching in —, 98, 100, 104*f*, 109.

unitary teaching, 72, 76, 77, 82, 88, 104, 109, 110, 121.

visitation of —, 41, 90.

University—

buildings, 89, 90, 118.

chairs, 104, 106.

college, 92.

college of science, 108.

corps, 21, 124.

Commission, Calcutta, 4, 27, 46, 60, 77, 83, 85, 88, 109, 168, 292, 348, 377, 400, 466.

Commission, Calcutta: recommendation of, 78, 95, 96, 111, 114.

committees, 79.

constitution, 85, 90, 95, 104.

for Europeans, 400.

lectures, 104, 105.

legislation: 27, 41.

teaching, 98, 100, 104*f*, 109.

for women, 103, 255.

Unrecognised institutions: 460*f*.

Upper subordinates: 304, 308.

Urdu—

as medium of instruction, 101, 113, 406, 410, 411.

teaching of: in Army schools, 455.

teaching of; in Muhammadan schools, 406, 409.

## V

Vacancies in educational services: 51.

Vakil, Mr. C. N.: 106.

- Vernacular education : 67, 68, 70, 132, 133, 177, 182, 187.  
 Vernacular final examination : 221.  
 Vernacular literature : dearth of, 20, 29, 169, 436, 487.  
 Vernacular middle schools : 132, 177.  
 Vernacular medium of instruction : 16, 29, 101, 103, 157, 177, 255, 466.  
 Vernaculars : teaching of, 108, 147.  
 Venis, Dr. : 106.  
 " Venture " schools : 25, 464.  
 Veterinary education : 343.  
 Veterinary services : 343, 346, 347.  
 Veterinary State scholars : 347.  
 Victoria Jubilee Technical Institute, Bombay : 351.  
 Village libraries : 233.  
 Village school committees : 74.  
 Village teachers : 177, 210, 212, 214, 251, 287.  
 Villagers : as builders of primary schools, 206.  
 Visitation of universities : 41, 90.  
 Visiting Board at Aligarh : 90.  
 Visiting teachers of special subjects : 306.  
 Visveshvaraya, Sir M. : 494.  
 Vizagapatam Engineering School : 308.  
 Vocational education—  
     in agriculture, 32.  
     in America, 30, 156.  
     in commerce, 372*f*.  
     of girls, 246, 247.  
     in industries, 343*f*.  
     in ordinary schools, 29, 30*f*, 154*f*.  
     of soldiers, 454.  
 Vocational training : criticism of, 155, 156.  
 Voluntary schools : improvements of, 199.  
 Voluntary system of education : 1, 2, 189, 218, 221.  
 Volunteers : non-co-operators as, 3, 12.

## W

- Wage-earning children : 135, 222, 416, 417, 430.  
 Walford, Miss : 383.  
 Walker, Dr. Sir Norman : 297.  
 War—  
     assistance rendered by educational institutions, 21, 124, 381, 403.  
     effect of —, 2, 21, 22, 381, 403, 408.  
     Afghan —, 124, 413.  
 Wastage in schools : 216, 220.  
 Wastage in trained teachers : 270.  
 Weaving schools : 364.  
 Wellington : Army school of education, 453.

## INDEX.

Welsh Calvinistic Methodist Mission : 420.

Widows—

education of —, 246.

Home for —, 256, 257.

as teachers, 257.

Williams, Dr. Rushbrook : 105, 106.

Williamson Fund for apprentices : 363.

Women—

Christian college for —, 254.

teachers, during war, 403.

teachers, paucity of, 213, 229, 251, 283.

teachers, training of, 246, 251, 255, 257, 280, 282/.

university for —, 103, 255.

*See also* Girls.

Wood work : 156, 365, 369.

Woolner, Mr. A. C. : 107.

Wyatt, Mr. H. G. : 166.

## X

X-Ray Institute, Dehra Dun : 300.

## Y

Yates, Mr. : 162.

Yeravda : Reformatory school, 476.

Younghusband, Rev. Oswald : hostel, 400.

Young Men's Christian Association : 173, 234, 372.

Youthful offenders : *see* Children's Acts.

## Z

Zamindars : education of, 329.

Zamindars and depressed classes : 416.

Zenana education : 240.

Zia-ud-Din Ahmad : Dr., 42, 77.



EAST INDIA (EDUCATION).

PROGRESS  
OF  
EDUCATION IN INDIA  
1917-22.

VOL. II.—STATISTICS.

LONDON:  
PUBLISHED BY HIS MAJESTY'S STATIONERY OFFICE.

To be purchased directly from H.M. STATIONERY OFFICE at the following addresses:  
Imperial House, Kingsway, London, W.C. 2; 28, Abingdon Street, London, S.W. 1;  
York Street, Manchester; 1, St. Andrew's Crescent, Cardiff;  
120, George Street, Edinburgh;  
or through any Bookseller.

1924.

*Price 2s. Net.*



**PROGRESS**  
OF  
**EDUCATION IN INDIA**  
**1917—1922**

BY  
**J. A. RICHEY, C.I.E.**

**EIGHTH QUINQUENNIAL REVIEW**  
**VOL. II.—Statistics.**

CALCUTTA  
SUPERINTENDENT GOVERNMENT PRINTING, INDIA  
1924

# Agents for the Sale of Books Published by the Superintendent of Government Printing, India, Calcutta.

## IN EUROPE.

Constable & Co., 10, Orange Street, Leicester Square, London, W.C.  
Kegan Paul, Trench, Trübner & Co., 68-74, Carter Lane, E.C., and 39, New Oxford Street, London, W.C.  
Bernard Quaritch, 11, Grafton Street, New Bond Street, London, W.  
F. S. King & Sons, 2 & 4, Great Smith Street, Westminster, London, S. W.  
H. S. King & Co., 65, Cornhill, E. C., and 9, Pall Mall, London, W.  
Grindlay & Co., 54, Parliament Street, London, S.W.  
Lusac & Co., 46, Great Russell Street, London, W.C.  
W. Thacker & Co., 2, Creed Lane, London, E.C.

T. Fisher Unwin, Ltd., 1, Adelphi Terrace, London, W.C.  
Weldon and Wesley, Ltd., 2, 3 & 4, Arthur Street, New Oxford Street, London, W. C. 2.  
Messrs. East and West Ltd., 3, Victoria Street, London, S.W. 1.  
B. H. Blackwell, 50 & 51, Broad Street, Oxford.  
Deighton Bell & Co., Ltd, Cambridge.  
Oliver and Boyd, Tweeddale Court, Edinburgh.  
E. Ponsoby, Ltd., 116, Grafton Street, Dublin.  
Ernest Leroux, 28, Rue Bonaparte, Paris.  
Martinus Nijhoff, The Hague, Holland.  
Otto Harrassowitz, Leipzig.  
Friedländer and Sohn, Berlin.

## IN INDIA AND CEYLON.

Thacker, Spink & Co., Calcutta and Simla.  
Newman & Co., Calcutta.  
E. Cambay & Co., Calcutta.  
B. K. Lahiri & Co., Calcutta.  
B. Banerjee & Co., Calcutta.  
The Indian School Supply Depot, 309, Bow Bazar Street, Calcutta, and 226, Nawabpur, Dacca.  
Butterworth & Co. (India), Ltd., Calcutta.  
Raj M. C. Sarcar Bahadur & Sons, 90-2A, Harrison Road, Calcutta.  
The Weldon Library, 57, Park Street, West, Calcutta.  
Standard Literature Company, Limited, Calcutta.  
Lal Chand & Sons, Calcutta.  
The Association Press, Calcutta.  
The International Buddhist Book Depot, 4, Chandney Chowk, 1st Lane, Calcutta.  
Higginbotham & Co., Madras.  
V. Kalyanarama Iyer & Co., Madras.  
G. A. Natesan & Co., Madras.  
S. Murthy & Co., Madras.  
Thompson & Co., Madras.  
Temple & Co., Madras.  
P. B. Rama Iyer & Co., Madras.  
Vas & Co., Madras.  
E. M. Gopalakrishna Kona, Madras.  
Thacker & Co., Ltd., Bombay.  
D. B. Taraporevala, Sons & Co., Bombay.  
Mrs. Radhabai Atmaram Sagoon, Bombay.  
Sunder Pandurang, Bombay.  
Gopal Narayan & Co., Bombay.  
Ram Chandra Govind & Son, Katbadevi, Bombay.  
Proprietor, New Kitabkhana, Poona.

The Standard Bookstall, Karachi, Rawalpindi and Murree.  
Mangaldas Harkisandas, Surat.  
Karsandas Narandas & Sons, Surat.  
A. H. Wheeler & Co., Allahabad, Calcutta and Bombay.  
N. B. Mathur, Supt., Nazir Kanun Hind Press, Allahabad.  
Munshi Seeta Ram, Managing Proprietor, Indian Army Book Depot, Juhl, Cawnpore.  
Raj Sahib M. Gulab Singh & Sons, Mufid-Am Press, Lahore and Allahabad.  
Rama Krishna & Sons, Lahore.  
Oxford Book and Stationery Company, Delhi.  
Supt., American Baptist Mission Press, Rangoon.  
Proprietor, Rangoon Times Press, Rangoon.  
The Modern Publishing House, Ltd., 70, Sparks Street, Rangoon.  
Manager, the "Hitavada," Nagpur.  
S. C. Talukdar, Proprietor, Students & Co., Cooch Behar.  
A. M. & J. Ferguson, Ceylon.  
Manager, Educational Book Depôts, Nagpur and Jubbulpore.\*  
Manager of the Imperial Book Depot, 63, Chandney Chauk Street, Delhi.\*  
Manager, "The Agra Medical Hall and Co-operative Association, Ltd." (Successors to A. John & Co., Agra).  
Supt., Basel Mission Book and Tract Depository, Mangalore.\*  
P. Varadachary & Co., Madras.\*  
Ram Dayal Agarwala, 184, Katra, Allahabad.\*  
D. C. Anand & Sons, Peabawar.\*  
Manager, Newal Kishore Press, Lucknow.\*  
Maung Lu Gale, Proprietor, Law Book Depot, Mandalay.\*  
Times of Ceylon Co., Ltd.†

\* Agents for the sale of Legislative Department publications only.  
† Agents for the sale of Archaeological publications only.

## SUMMARY OF CONTENTS.

	PAGE.
Part I.—GENERAL TABLES . . . . .	1—65
Part II.—APPENDICES . . . . .	67—70
Part III.—SUPPLEMENTAL TABLES . . . . .	71—189

## TABLE OF CONTENTS.

### PART I.—GENERAL TABLES.

	PAGE.
I. Abstract return of institutions and pupils . . . . .	1
II. Abstract return of expenditure on education . . . . .	2
III. Detailed return of institutions and pupils . . . . .	6
III-A. Scholars classified according to sex, race or creed . . . . .	14
III-B. Detailed return of institutions and pupils (for Europeans and Anglo-Indians) . . . . .	16
IV. Detailed return of expenditure on education . . . . .	24
IV-A. Detailed return of expenditure on education (for Europeans and Anglo-Indians) . . . . .	34
V. Stages of instruction of pupils in schools for general education . . . . .	38
V-A. Pupils in each stage of instruction according to sex, race or creed . . . . .	42
VI. Results of prescribed examinations . . . . .	44
VII. Distribution of local board and municipal expenditure on education, with institutions and scholars . . . . .	52
VIII. Statistics of hostels or boarding houses . . . . .	60
IX. Number and qualification of teachers . . . . .	62
X. Classification of pupils by ages . . . . .	64

### PART II.—APPENDICES.

I. Institutions maintained by Missions . . . . .	68
II. Mission Institutions for Girls . . . . .	70

### PART III.—SUPPLEMENTAL TABLES.

#### I.—GENERAL STATISTICS.

1. Area and population, by provinces . . . . .	72
2. Educational institutions in British India . . . . .	73
3. Pupils attending educational institutions in British India . . . . .	74
4. Expenditure on education . . . . .	75
5. Summary of progress during the quinquennium . . . . .	76
6. Institutions, by management . . . . .	77
7. Institutions, by standard of education . . . . .	78
8. Scholars classified according to institutions by management . . . . .	79
9. Scholars classified according to institutions by standard of education . . . . .	80
10. Expenditure on education, by sources . . . . .	81
11. Expenditure on education, by objects . . . . .	84
12. Number of boarders in recognised institutions . . . . .	86

## II.—UNIVERSITIES AND ARTS COLLEGES.

	PAGE.
13. Statistics of universities in India . . . . .	88
14. Results of examinations at conclusion of secondary and intermediate courses . . . . .	90
15. University examination results . . . . .	91
16. University students by sex, race or creed . . . . .	92
17. Classification of arts students by stages of instruction . . . . .	93
18. Average annual cost of educating an arts student . . . . .	94

## III.—SECONDARY SCHOOLS FOR BOYS.

19. Boys in secondary stage per ten thousand male population . . . . .	95
20. Number of secondary schools and scholars . . . . .	96
21. Increase in schools and scholars during the quinquennium . . . . .	97
22. Secondary schools for boys, by management . . . . .	98
23. High schools for boys . . . . .	99
24. Middle English schools for boys . . . . .	100
25. Middle vernacular schools for boys . . . . .	101
26. Race and creed of pupils in secondary schools for boys . . . . .	102
27. Distribution of pupils between secondary schools for boys under public and private management . . . . .	103
28. Male scholars in different stages of instruction in secondary schools for boys . . . . .	104
29. Percentages of male scholars in the different stages of instruction in secondary schools for boys . . . . .	105
30. Expenditure on secondary schools for boys, by sources . . . . .	106
31. Average annual cost of a secondary school for boys . . . . .	108
32. Average annual cost of educating a pupil in a secondary school for boys . . . . .	109
33. Average annual fee per pupil in secondary schools for boys . . . . .	111
34. Grants-in-aid to secondary schools for boys . . . . .	112
35. Number and qualification of teachers in secondary schools of all kinds . . . . .	113

## IV.—PRIMARY SCHOOLS FOR BOYS.

36. Proportion of boys in the primary stage of education . . . . .	114
37. Primary schools for boys, by periods . . . . .	115
38. Primary schools for boys, by management . . . . .	116
39. Pupils in primary schools for boys, by periods . . . . .	118
40. Average number of pupils in a primary school for boys . . . . .	119
41. Boys in the primary stage of education in all primary and secondary schools . . . . .	120
42. Expenditure on primary schools for boys, by periods . . . . .	121
43. Expenditure on primary schools for boys, by sources . . . . .	122
44. Expenditure on primary schools for boys, by management . . . . .	123
45. Average annual expenditure on a primary school for boys . . . . .	124
46. Percentage of expenditure on all primary schools from government and board funds to total expenditure on education from those funds . . . . .	12

IV.—PRIMARY SCHOOLS FOR BOYS—*contd.*

	PAGE.
47. Average annual cost of educating a pupil in primary schools for boys . . . . .	126
48. Average annual fee per pupil in primary schools for boys, by provinces . . . . .	127
49. Average annual fee per pupil in primary schools for boys, by periods . . . . .	127
50. Average annual fee per pupil in primary schools for boys, classified according to management . . . . .	128

## V.—PROFESSIONAL EDUCATION.

(a) *Training of Teachers.*

51. Number of teachers in institutions for general education . . . . .	129
52. Qualifications of teachers . . . . .	130
53. Training colleges for males . . . . .	132
54. Training schools for males . . . . .	132
55. Training institutions for males, by management . . . . .	133
56. Male scholars in training institutions, by race or creed . . . . .	134
57. Training institutions for females, with scholars . . . . .	135
58. Training institutions for females, by management, with scholars . . . . .	136
59. Female students in training institutions, by race or creed . . . . .	137
60. Expenditure on training colleges . . . . .	138
61. Expenditure on training schools for males . . . . .	139
62. Expenditure on training schools for females . . . . .	140

(b) *Legal Education.*

63. Law colleges and schools, with expenditure . . . . .	141
--	-----

(c) *Medical Education.*

64. Government medical colleges, with expenditure . . . . .	143
65. Medical schools, with expenditure . . . . .	144

(d) *Engineering Education.*

66. Government Engineering colleges and schools, with expenditure . . . . .	145
---	-----

(e) *Agricultural Education.*

67. Government agricultural colleges, with expenditure . . . . .	146
--	-----

## VI.—INDUSTRIAL AND COMMERCIAL EDUCATION.

68. Technical and industrial schools, by periods . . . . .	147
69. Technical and industrial schools, by management . . . . .	148
70. Expenditure on technical and industrial schools, by sources . . . . .	149
71. Schools of art . . . . .	150
72. Commercial schools, by management . . . . .	151
73. Expenditure on commercial schools, by sources . . . . .	153

## VII.—FEMALE EDUCATION.

	PAGE.
74. Institutions for the education of girls, by management . . . . .	154
75. Girls under instruction in all institutions, by periods . . . . .	155
76. Distribution of girls under instruction between girls' schools and boys' schools . . . . .	156
77. Girls under instruction in institutions for general education . . . . .	158
78. Girls under instruction in institutions for vocational and special education . . . . .	162
79. Girls under instruction, by race or creed . . . . .	164
80. Girls' colleges, by management . . . . .	166
81. Girls' high schools, by management . . . . .	167
82. Girls' middle schools, by management . . . . .	168
83. Girls' primary schools, by management . . . . .	169
84. Expenditure on recognised institutions for girls . . . . .	170
85. Expenditure on female education, by periods . . . . .	171
86. Expenditure on girls' schools for general education . . . . .	172
87. Average annual fee per pupil in girls' schools for general education . . . . .	173

## VIII.—EDUCATION OF SPECIAL COMMUNITIES.

(a) *Education of Europeans.*

88. Institutions for Europeans, by periods . . . . .	174
89. Recognised institutions for Europeans, with scholars, by standard of instruction . . . . .	175
90. Recognised institutions for Europeans, by management and standard of instruction . . . . .	176
91. Recognised institutions for Europeans, by sex and standard of instruction . . . . .	177
92. European pupils, by sex . . . . .	178
93. European scholars in different classes of institutions, by sex . . . . .	179
94. Number of successful European Candidates in professional and technical examinations . . . . .	180
95. Expenditure on European institutions, by sources . . . . .	181
96. Average annual expenditure from government funds, and average annual fee per scholar in European schools . . . . .	182

(b) *Education of Muhammadans.*

97. Muhammadan scholars and population, with comparative percentages . . . . .	183
98. Muhammadan scholars in different classes of institutions, by periods . . . . .	184
99. Detailed return of Muhammadan scholars in different classes of institutions . . . . .	186
100. Number of successful Muhammadan candidates in public examinations . . . . .	188

## IX.—PRIVATE INSTITUTIONS.

101. Unrecognised institutions, by periods, with scholars . . . . .	189
---	-----



---

PART I.  
**GENERAL TABLES**  
1921-22

---

GENERAL TABLE I.

ABSTRACT STATEMENT OF COLLEGES, SCHOOLS AND SCHOLARS IN BRITISH INDIA AT THE END OF THE OFFICIAL YEAR 1921-22.

(For details see General Table III.)

AREA AND POPULATION.		PUBLIC INSTITUTIONS.										PRIVATE INSTITUTIONS.			AVERAGE NUMBER OF TOWNS AND VILLAGES SERVED BY			PERCENTAGE TO POPULATION OF SCHOLARS IN	
Number of Towns* and Villages.	Population.	UNIVERSITY EDUCATION.		SCHOOL EDUCATION, GENERAL.			SCHOOL EDUCATION, SPECIAL.			Advanced.			Elementary.			Public Institutions.	Public Institutions.	Public Institutions.	Public Institutions.
		Arts Colleges.	Professional Colleges.	Secondary Schools.	Primary Schools.	Total.	Training Schools.	All other Special Schools.	Total.	Total.	Total.	Total.	Total.	Total.	Total.				
1	2	3	4	5	6	7	8	9	10	11	12	13	14	15	16	17	18	19	20
Total Area in Square Miles.																			
			Institutions.																
	Towns* . 1,543	Males . 120,002,120	For Males	152	60	8,158	137,435	145,538	920	2,795	149,531	1,578	30,863	32,441	181,982	844	283	..	..
	Villages 512,873	Females 120,105,631	For Females	15	4	834	22,635	23,469	146	144	23,778	24	2,342	2,366	20,146	21,688	19,068	..	..
			TOTAL .	167	64	8,997	160,070	169,057	1,072	2,939	173,299	1,602	33,205	34,807	208,106	2,371	247	..	..
			Scholars.																
			Males .	44,670	13,306	1,110,360	5,111,850	6,222,210	22,540	98,507	6,401,353	41,025	520,530	601,545	6,902,928	..	..	5.04	8.19
			Females .	1,263	260	129,164	1,198,550	1,327,714	4,301	7,208	1,340,842	1,264	76,320	77,580	1,418,422	..	..	1.12	1.18
	TOTAL 514,410	TOTAL 247,097,651	TOTAL .	45,933	13,662	1,239,524	6,310,400	7,549,924	26,931	105,776	7,742,225	42,279	596,846	639,125	8,381,350	..	..	3.18	9.39

\* All places containing 5,000 inhabitants or upwards and all municipalities, whatever their population, are entered as towns.

## ABSTRACT STATEMENT OF EXPENDITURE ON PUBLIC INSTRUCTION IN

(For details see

TOTAL DIRECT EXPENDITURE ON PUBLIC INSTRUCTION.								TOTAL
1	UNIVERSITY EDUCATION.		SCHOOL EDUCATION, GENERAL.		SCHOOL EDUCATION, SPECIAL.		TOTAL.	University
	Arts Colleges.	Colleges for Professional Training.	Secondary Schools.	Primary Schools.	Training Schools.	All other Special Schools.		
2	3	4	5	6	7	8	9	
	Rs.	Rs.	Rs.	Rs.	Rs.	Rs.	Rs.	
1. Institutions. { For Males	1,07,08,923	57,59,995	4,22,17,448	4,33,47,444	46,62,852	73,51,009	11,40,47,671	} 73,40,578
{ For Females	3,83,415	2,17,519	65,09,457	75,60,663	12,01,248	4,86,485	1,63,08,787	
<b>TOTAL</b>	<b>1,10,42,338</b>	<b>59,77,514</b>	<b>4,87,26,905</b>	<b>5,09,08,107</b>	<b>58,64,100</b>	<b>78,37,494</b>	<b>13,03,56,458</b>	<b>173,40,578</b>
2. (a) Percentages of Provincial expenditure included in columns 2-16 to total Provincial expenditure on Public Instruction.	5-46	5-04	18-60	29-64	5-65	5-25	69-64	2-18
(b) Percentages of Local Fund expenditure included in columns 2-16 to total Local Fund expenditure on Public Instruction.	·11	·04	17-46	53-30	2-32	1-02	74-25	..
(c) Percentages of Municipal expenditure included in columns 2-16 to total Municipal expenditure on Public Instruction.	·38	·03	17-13	63-90	·66	1-68	83-78	..
(d) Percentages of total expenditure in columns 2-16 to total expenditure on Public Instruction.	6-01	3-25	28-52	27-71	3-19	4-27	70-95	3-99

TABLE II.

BRITISH INDIA FOR THE OFFICIAL YEAR 1921-22.

*General Table IV.)*

INDIRECT EXPENDITURE ON PUBLIC INSTRUCTION.							Total Expenditure on Public Instruction.	—
Direction.	Inspection.	Scholarships.	Buildings, furniture and apparatus.	Miscellaneous.	TOTAL.			
10	11	12	13	14	15	16	1	
Rs.	Rs.	Rs.	Rs.	Rs.	Rs.	Rs.		
18,99,110	79,36,408	31,76,089	1,97,60,544	1,37,83,782	5,33,96,511	18,37,52,969	{ For Males } 1. Institu- { For Females } tions.	
18,99,110	79,36,408	31,76,089	1,97,60,544	1,37,83,782	5,33,96,511	18,37,52,969	TOTAL	
1-55	8-5	2-15	12-21	3-77	30-36	100	2. (a) Percentages of Provincial expenditure included in columns 2-16 to total Provincial expenditure on Public Instruction.	
..	1-32	2-90	18-30	3-14	25-75	100	(b) Percentages of Local Fund expenditure included in columns 2-16 to total Local Fund expenditure on Public Instruction.	
..	-55	-84	12-87	1-96	16-22	100	(c) Percentages of Municipal expenditure included in columns 2-16 to total Municipal expenditure on Public Instruction.	
76	4-32	1-73	10-75	7-5	29-05	100	(d) Percentages of total expenditure in columns 2-16 to total expenditure on Public Instruction.	

## ABSTRACT STATEMENT OF EXPENDITURE ON PUBLIC INSTRUCTION IN

(For details see

		TOTAL DIRECT EXPENDITURE			
		UNIVERSITY EDUCATION.		SCHOOL EDUCATION, GENERAL.	
		Arts Colleges.	Colleges for Professional Training.	Secondary Schools.	Primary Schools.
1	2	3	4	5	
		Rs. A. P.	Rs. A. P.	Rs. A. P.	Rs. A. P.
<b>3. Average annual cost of educating each pupil in—</b>					
<b>Government Institutions.</b>	Cost to Provincial Revenues.	301 1 1	394 0 6	54 14 3	15 10 10
	Cost to Local and Municipal Funds.	0 2 3	0 11 3	0 4 4	0 2 8
	<b>TOTAL COST</b>	<b>389 8 2</b>	<b>499 0 1</b>	<b>77 2 5</b>	<b>16 2 6</b>
<b>Local Fund and Municipal Board Schools.</b>	Cost to Provincial Revenues.	68 8 3	..	9 2 10	7 11 3
	Cost to Local and Municipal Funds.	17 9 1	..	9 14 7	3 12 8
	<b>TOTAL COST</b>	<b>180 3 6</b>	<b>..</b>	<b>25 14 3</b>	<b>11 15 3</b>
<b>Aided Institutions</b>	Cost to Provincial Revenues.	63 14 0	238 4 0	12 12 6	1 10 6
	Cost to Local and Municipal Funds.	1 11 0	1 10 10	2 2 4	1 5 6
	<b>TOTAL COST</b>	<b>224 14 4</b>	<b>347 10 10</b>	<b>43 4 11</b>	<b>5 10 11</b>
<b>Unaided Institutions</b>	<b>TOTAL COST</b>	<b>119 5 8</b>	<b>95 6 2</b>	<b>30 7 3</b>	<b>2 11 6</b>
<b>All Institutions</b>	Cost to Provincial Revenues.	107 8 7	331 10 3	13 14 0	4 6 10
	Cost to Local and Municipal Funds.	1 0 6	0 10 10	3 8 9	2 5 1
	<b>TOTAL COST</b>	<b>241 0 5</b>	<b>435 10 10</b>	<b>40 4 5</b>	<b>8 6 9</b>

TABLE II—*contd.*BRITISH INDIA FOR THE OFFICIAL YEAR 1921-22—*contd.**General Table IV.)*

ON PUBLIC INSTRUCTION.		TOTAL.	1
SCHOOL EDUCATION, SPECIAL.			
Training Schools.	All other Special Schools.		
6	7	8	
Rs. A. P.	Rs. A. P.	Rs. A. P.	3. Average annual cost of educating each pupil in—
208 15 2	232 10 6	87 1 7	Cost to Provincial Revenues. } Cost to Local and Municipal Funds. } Government Institutions.
6 12 4	1 2 11	0 12 3	
217 9 4	256 4 3	106 13 9	TOTAL COST.
135 7 1	18 9 2	8 0 10	Cost to Provincial Revenues. } Cost to Local and Municipal Funds. } Local Fund and Municipal Board Schools.
73 15 0	43 0 11	4 8 10	
209 11 6	77 12 4	13 11 6	TOTAL COST.
130 7 2	15 7 8	4 6 6	Cost to Provincial Revenues. } Cost to Local and Municipal Funds. } Aided Institutions.
1 3 8	2 2 5	1 7 11	
193 15 1	47 9 5	14 8 4	TOTAL COST.
48 10 9	25 0 9	15 4 7	TOTAL COST . . . Unaided Institutions.
184 5 9	46 12 0	8 7 1	Cost to Provincial Revenues. } Cost to Local and Municipal Funds. } All Institutions.
16 0 2	3 0 2	2 9 1	
212 2 5	77 4 4	17 8 3	TOTAL COST.

## Colleges, Schools, and Scholars in

CLASS OF INSTITUTION.	PUBLIC			
	UNDER PUBLIC			
	Managed by Government.			
	Number of Institutions.	Number of Scholars on the rolls on 31st March.	Average number on the rolls monthly during the year.	Average daily attendance.
1	2	3	4	5
<b>UNIVERSITY EDUCATION.</b>				
<i>Arts Colleges.</i>				
English . . . . .	{ Males . . . . . 39 Females . . . . . 3	10,480 304	10,578 315	9,188 265
Oriental . . . . .	{ Males . . . . . 2 Females . . . . . ..	339	329	326
<i>Colleges for Professional Training.</i>				
Law . . . . .	{ Males . . . . . 8 Females . . . . . ..	3,707	3,690	3,428
Medicine . . . . .	{ Males . . . . . 5 Females . . . . . ..	3,230	3,333	3,222
Engineering . . . . .	{ Males . . . . . 4 Females . . . . . ..	1,236	1,278	1,078
Teaching . . . . .	{ Males . . . . . 15 Females . . . . . 1	1,086 11	1,062 12	1,004 10
Agriculture . . . . .	{ Males . . . . . 6 Females . . . . . ..	658	640	568
Veterinary . . . . .	{ Males . . . . . 3 Females . . . . . ..	408	415	382
Commercial . . . . .	{ Males . . . . . 2 Females . . . . . ..	308	345	272
Forestry . . . . .	{ Males . . . . . 3 Females . . . . . ..	186	186	185
<b>Total</b> . . . . .	<b>91</b>	<b>21,953</b>	<b>22,183</b>	<b>19,923</b>
<b>SCHOOL EDUCATION, GENERAL.</b>				
<i>Secondary Schools.</i>				
High Schools for males . . . . .	266	80,823	79,213	68,577
Middle Schools for males . . . . .	{ English . . . . . 106 Vernacular . . . . . 55	12,544 5,340	12,618 5,254	10,665 4,218
High Schools for females . . . . .	28	5,624	5,395	4,502
Middle Schools for females . . . . .	{ English . . . . . 21 Vernacular . . . . . 66	2,290 6,345	2,110 5,936	1,721 4,352
<b>TOTAL</b> . . . . .	<b>542</b>	<b>118,072</b>	<b>110,576</b>	<b>91,425</b>

TABLE III.

British India for the official year 1921-22.

INSTITUTIONS.				CLASS OF INSTITUTION.
MANAGEMENT.				
Managed by Local Funds and Municipal Boards.				i
Number of Institutions.	Number of Scholars on the rolls on 31st March.	Average number on the rolls monthly during the year.	Average daily attendance.	
6	7	8	9	
				UNIVERSITY EDUCATION.
				Arts Colleges.
2	226	223	220	Males } English.
..	..	..	..	Females }
1	70	71	67	Males } Oriental.
..	..	..	..	Females }
				Colleges for Professional Training
..	..	..	..	Males } Law.
..	..	..	..	Females }
..	..	..	..	Males } Medicine.
..	..	..	..	Females }
..	..	..	..	Males } Engineering.
..	..	..	..	Females }
..	..	..	..	Males } Teaching.
..	..	..	..	Females }
..	..	..	..	Males } Agriculture.
..	..	..	..	Females }
..	..	..	..	Males } Veterinary.
..	..	..	..	Females }
..	..	..	..	Males } Commercial.
..	..	..	..	Females }
..	..	..	..	Males } Forestry.
..	..	..	..	Females }
3	296	294	287	TOTAL.
				SCHOOL EDUCATION, GENERAL.
				Secondary Schools.
146	45,034	45,567	39,817	High Schools for males.
329	43,346	42,381	36,609	English } Middle Schools for males.
1,839	211,671	193,100	168,498	Vernacular }
3	414	448	351	High Schools for females.
4	460	495	360	English } Middle Schools for females.
71	7,273	7,047	5,609	Vernacular }
2,092	808,248	294,018	251,843	TOTAL.



Colleges, Schools, and Scholars in

CLASS OF INSTITUTION.	PUBLIC			
	UNDER PUBLIC			
	Managed by Government.			
	Number of Institutions.	Number of Scholars on the rolls on 31st March.	Average number on the rolls monthly during the year.	Average daily attendance.
1	2	3	4	5
<b>SCHOOL EDUCATION, GENERAL—contd.</b>				
<i>Primary Schools.</i>				
For males . . . . .	1,228	53,558	52,482	41,513
For females . . . . .	561	43,115	42,549	30,269
<b>TOTAL</b>	<b>1,789</b>	<b>96,673</b>	<b>95,031</b>	<b>71,782</b>
<b>SCHOOL EDUCATION, SPECIAL.</b>				
Training Schools . . . . .	{ Males . . . . . 382 Females . . . . . 51	{ 16,298 1,851	{ 16,926 1,872	{ 15,861 1,737
Schools of Art . . . . .	{ Males . . . . . 5 Females . . . . . ..	{ 1,176 ..	{ 1,158 ..	{ 924 ..
Law Schools . . . . .	{ Males . . . . . 1 Females . . . . . ..	{ 122 ..	{ 184 ..	{ 168 ..
Medical Schools . . . . .	{ Males . . . . . 18 Females . . . . . 1	{ 4,473 65	{ 4,329 59	{ 4,057 58
Engineering and Surveying Schools . . . . .	{ Males . . . . . 8 Females . . . . . ..	{ 971 ..	{ 977 ..	{ 877 ..
Technical and Industrial Schools . . . . .	{ Males . . . . . 53 Females . . . . . 4	{ 3,450 77	{ 3,012 67	{ 2,397 55
Commercial Schools . . . . .	{ Males . . . . . 4 Females . . . . . ..	{ 754 ..	{ 967 ..	{ 830 ..
Agricultural Schools . . . . .	{ Males . . . . . 6 Females . . . . . ..	{ 192 ..	{ 184 ..	{ 172 ..
Reformatory Schools . . . . .	{ Males . . . . . 6 Females . . . . . ..	{ 1,264 ..	{ 1,274 ..	{ 1,196 ..
Other Schools . . . . .	{ Males . . . . . 60 Females . . . . . 1	{ 3,526 32	{ 3,550 35	{ 2,784 26
<b>TOTAL</b>	<b>600</b>	<b>34,251</b>	<b>34,553</b>	<b>30,638</b>
<b>TOTAL OF COLLEGES AND SCHOOLS OF PUBLIC INSTRUCTION</b>	<b>3,022</b>	<b>265,940</b>	<b>262,348</b>	<b>216,793</b>

TABLE III—*contd.*British India for the official year 1921-22—*contd.*

INSTITUTIONS.				CLASS OF INSTITUTION.
MANAGEMENT.				
Managed by Local Funds and Municipal Boards.				1
Number of Institutions.	Number of Scholars on the rolls on 31st March.	Average number on the rolls monthly during the year.	Average daily attendance.	
6	7	8	9	
				SCHOOL EDUCATION, GENERAL— <i>contd.</i>
				<i>Primary Schools.</i>
45,729	2,531,967	2,413,299	1,312,895	For males.
4,565	229,696	222,536	166,493	For females.
50,314	2,761,663	2,635,835	1,979,388	TOTAL.
				SCHOOL EDUCATION, SPECIAL.
476	4,071	4,133	3,869	Males } Training Schools.
7	51	55	45	Females }
..	..	..	..	Males } Schools of Art.
..	..	..	..	Females }
..	..	..	..	Males } Law Schools.
..	..	..	..	Females }
..	..	..	..	Males } Medical Schools.
..	..	..	..	Females }
..	..	..	..	Males } Engineering and Surveying
..	..	..	..	Females } Schools.
37	2,770	2,571	2,091	Males } Technical and Industrial Schools.
..	..	..	..	Females }
..	..	..	..	Males } Commercial Schools.
..	..	..	..	Females }
..	..	..	..	Males } Agricultural Schools.
..	..	..	..	Females }
..	..	..	..	Males } Reformatory Schools.
..	..	..	..	Females }
22	624	783	606	Males } Other Schools.
1	35	35	27	Females }
543	7,751	7,577	6,638	TOTAL.
62,352	3,077,953	2,937,724	2,237,656	TOTAL OF COLLEGES AND SCHOOLS OF PUBLIC INSTRUCTION.

## Colleges, Schools, and Scholars in

CLASS OF INSTITUTION.	PUBLIC INSTITUTIONS.								
	UNDER PRIVATE MANAGEMENT.								
	Aided by Government, by Local Funds or Municipal Boards.				Unaided.				
	Number of Institutions.	Number of Scholars on the rolls on 31st March.	Average number on the rolls monthly during the year.	Average daily attendance.	Elementary.	Number of Scholars on the rolls on 31st March.	Average number on the rolls monthly during the year.	Average daily attendance.	
1	10	11	12	13	14	15	16	17	
<b>UNIVERSITY EDUCATION.</b>									
<i>Arts Colleges.</i>									
English . . . . .	{ Males . . . . .	75	23,104	22,959	20,212	21	10,445	10,345	8,868
	{ Females . . . . .	10	633	669	574	2	32	32	30
Oriental . . . . .	{ Males . . . . .	12	300	298	253	..	..	..	..
	{ Females . . . . .	..	..	..	..	..	..	..	..
<i>Colleges for Professional Training.</i>									
Law . . . . .	{ Males . . . . .	..	..	..	..	6	1,527	1,478	1,170
	{ Females . . . . .	..	..	..	..	..	..	..	..
Medicine . . . . .	{ Males . . . . .	2	753	713	712	..	..	..	..
	{ Females . . . . .	1	82	85	82	..	..	..	..
Engineering . . . . .	{ Males . . . . .	..	..	..	..	1	207	220	196
	{ Females . . . . .	..	..	..	..	..	..	..	..
Teaching . . . . .	{ Males . . . . .	1	40	40	38	1	64	66	58
	{ Females . . . . .	2	46	46	43	..	..	..	..
Agriculture . . . . .	{ Males . . . . .	..	..	..	..	..	..	..	..
	{ Females . . . . .	..	..	..	..	..	..	..	..
Veterinary . . . . .	{ Males . . . . .	..	..	..	..	..	..	..	..
	{ Females . . . . .	..	..	..	..	..	..	..	..
Commercial . . . . .	{ Males . . . . .	2	84	86	71	1	29	25	21
	{ Females . . . . .	..	..	..	..	..	..	..	..
Forestry . . . . .	{ Males . . . . .	..	..	..	..	..	..	..	..
	{ Females . . . . .	..	..	..	..	..	..	..	..
<b>TOTAL</b>		<b>510</b>	<b>25,042*</b>	<b>24,891</b>	<b>21,985</b>	<b>32</b>	<b>12,304</b>	<b>12,166</b>	<b>10,343</b>
<b>SCHOOL EDUCATION, GENERAL.</b>									
<i>Secondary Schools.</i>									
High Schools for males . . . . .		1,031	804,172	800,283	250,603	597	129,179	126,283	101,106
Middle Schools for males { English . . . . .		1,736	159,998	157,919	132,624	693	48,175	47,687	38,106
	{ Vernacular . . . . .	1,825	96,298	95,682	93,054	30	1,757	1,769	1,426
High Schools for females . . . . .		170	28,604	27,950	24,276	7	1,010	1,010	848
Middle Schools for { English . . . . .		215	23,307	22,222	19,482	12	957	923	774
females . . . . .	{ Vernacular . . . . .	234	24,137	23,240	20,441	3	315	311	273
<b>TOTAL</b>		<b>4,711</b>	<b>636,811</b>	<b>627,246</b>	<b>549,480</b>	<b>1,342</b>	<b>181,393</b>	<b>177,933</b>	<b>142,527</b>
<i>Primary Schools.</i>									
For males . . . . .		78,504	2,655,340	2,566,441	2,129,080	2,129,080	302,521	279,058	236,866
For females . . . . .		15,083	443,503	422,834	344,136	344,136	50,700	46,204	37,763
<b>TOTAL</b>		<b>93,587</b>	<b>3,098,843</b>	<b>2,988,275</b>	<b>2,473,216</b>	<b>2,473,216</b>	<b>353,221</b>	<b>325,260</b>	<b>274,629</b>

\* Includes 725 scholars reading in the different school stages in the colleges in Bangalore. These are

TABLE III—contd.

British India for the official year 1921-22—contd.

Grand Total of Institutions.	Grand Total of Scholars on 31st March.	NUMBER OF SCHOLARS ON 31ST MARCH LEARNING			Number of girls in boys' schools.	Number of boys in girls' schools.	CLASS OF INSTITUTIONS.
		English.	A Classical Language.	A Vernacular Language.			
18.	19	20	21	22	23	24	1
							<b>UNIVERSITY EDUCATION.</b>
							<i>Arts Colleges.</i>
137	44,255	42,027	19,955	23,632	294	..	Males } English.
16	969	969	203	407	..	..	Females } English.
15	709	200	694	93	..	..	Males } Oriental.
..	..	..	..	..	..	..	Females } Oriental.
							<i>Colleges for Professional Training.</i>
14	5,234	3,574	..	..	..	..	Males } Law.
..	..	..	..	..	..	..	Females } Law.
7	3,983	2,010	199	..	115	..	Males } Medicine.
1	82	82	..	..	..	..	Females } Medicine.
5	1,443	999	..	..	..	..	Males } Engineering.
..	..	..	..	..	..	..	Females } Engineering.
17	1,190	910	165	330	10	..	Males } Teaching.
3	57	57	19	14	..	..	Females } Teaching.
6	658	555	..	..	..	..	Males } Agriculture.
..	..	..	..	..	..	..	Females } Agriculture.
3	408	256	75	77	..	..	Males } Veterinary.
..	..	..	..	..	..	..	Females } Veterinary.
5	421	62	..	..	2	..	Males } Commercial.
..	..	..	..	..	..	..	Females } Commercial.
3	186	64	..	..	..	..	Males } Forestry.
..	..	..	..	..	..	..	Females } Forestry.
231	59,595	61,325	21,310	24,553	421	..	<b>TOTAL.</b>
							<b>SCHOOL EDUCATION, GENERAL.</b>
							<i>Secondary Schools.</i>
2,040	559,258	515,454	220,656	527,961	4,608	..	High Schools for males.
2,864	264,158	180,217	24,303	251,650	5,335	..	English } Middle Schools for
3,249	315,072	6,959	57,391	511,599	29,050	..	Vernacular } males.
203	35,662	32,728	8,071	20,565	..	3,622	High Schools for females.
252	27,014	19,892	1,612	13,317	..	3,247	English } Middle Schools for
374	38,370	758	3,306	38,172	..	4,056	Vernacular } females.
8,937	1,239,524	766,068	315,429	1,163,264	39,053	10,525	<b>TOTAL.</b>
							<i>Primary Schools.</i>
137,437†	5,543,437†	79,014	371,634	5,541,030	461,880	..	For males.
22,635	767,014	19,613	104,513	763,683	..	30,341	For females.
160,072	6,310,451	98,627	476,147	6,304,713	461,880	30,341	<b>TOTAL.</b>

excluded from the head "School Education, General" in this table and in table III-A.

† Includes 2 night schools attended by 51 scholars in Assam.

## Colleges, Schools, and Scholars in

CLASS OF INSTITUTION.	PUBLIC INSTITUTIONS.							
	Aided by Government, by Local Funds or Municipal Boards.				Unaided.			
	Number of Institutions.	Number of Scholars on the rolls on 31st March.	Average number on the rolls monthly during the year.	Average daily attendance.	Number of Institutions.	Number of Scholars on the rolls on 31st March.	Average number on the rolls monthly during the year.	Average daily attendance.
1	10	11	12	13	14	15	16	17
<b>SCHOOL EDUCATION, SPECIAL.</b>								
Training Schools { Males	65	2,366	2,419	2,227	9	39	39	37
{ Females	86	2,245	2,187	1,999	2	10	10	10
Schools of Art { Males	2	127	169	88	1	29	28	29
{ Females	..	..	..	..	..	..	..	..
Law Schools { Males	..	..	..	..	..	..	..	..
{ Females	..	..	..	..	..	..	..	..
Medical Schools { Males	..	..	..	..	3	235	272	245
{ Females	2	152	143	138	..	..	..	..
Enging. & Surveying Schools { Males	7	106	91	75	1	200	196	172
{ Females	..	..	..	..	..	..	..	..
Technical and Industl. Schools { Males	94	4,617	4,200	3,566	15	543	555	461
{ Females	63	2,523	2,501	2,146	5	102	80	77
Commercial Schools { Males	32	2,652	2,229	2,070	82	3,417	2,969	2,309
{ Females	16	267	227	196	..	..	..	..
Agricultural Schools { Males	1	38	31	23	..	..	..	..
{ Females	1	79	86	68	..	..	..	..
Reformatory Schools { Males	..	..	..	..	..	..	..	..
{ Females	..	..	..	..	..	..	..	..
Other Schools { Males	1,849	54,855	53,747	41,809	488	13,793	12,693	10,585
{ Females	42	2,211	2,081	1,655	3	41	39	34
<b>TOTAL</b>	<b>2,265</b>	<b>72,238</b>	<b>70,059</b>	<b>59,060</b>	<b>603</b>	<b>18,466</b>	<b>16,880</b>	<b>13,750</b>
<b>TOTAL OF COLLEGES AND SCHOOLS OF PUBLIC INSTRUCTION.</b>	<b>100,668</b>	<b>3,832,934</b>	<b>3,719,471</b>	<b>3,103,777</b>	<b>57</b>	<b>565,384</b>	<b>532,239</b>	<b>441,244</b>

## PRIVATE INSTITUTIONS.

## 1. ADVANCED TEACHING—

(a) Arabic or Persian . . . . . { Males

{ Females

(b) Sanskrit . . . . . { Males

{ Females

Any other Oriental Classic . . . . . { Males

{ Females

## 2. ELEMENTARY TEACHING—

(a) A vernacular only or mainly . . . . . { Males

{ Females

(b) The Koran only . . . . . { Males

{ Females

## 3. OTHER SCHOOLS—

Not conforming to Departmental Standards. { Males

{ Females

## TOTAL OF PRIVATE INSTITUTIONS

GRAND TOTAL OF ALL INSTITUTIONS

{ Males  
{ Females  
Total

TABLE III—concl'd.

British India for the official year 1921-22—concl'd.

Grand Total of Institutions.	Grand Total of Scholars on 31st March.	NUMBER OF SCHOLARS ON 31ST MARCH LEARNING			Number of girls in boys' schools.	Number of boys in girls' schools.	CLASS OF INSTITUTION.
		English.	A Classical Language.	A Vernacular Language.			
13	19	20	21	22	23	24	1
926	22,774	1,767	1,562	21,912	239	..	SCHOOL EDUCATION, SPECIAL.
146	4,157	585	121	3,659	..	5	Males } Training Schools.
8	1,332	145	..	304	32	..	Females } Schools of Art.
..	..	..	..	..	..	..	Males } Law Schools.
1	122	..	..	..	..	..	Females } Law Schools.
21	4,758	3,175	..	192	125	..	Males } Medical Schools.
3	217	..	..	4	..	..	Females } Medical Schools.
16	1,277	1,016	..	138	..	..	Males } Engineering and
..	..	..	..	..	..	..	Females } Surveying Schools
199	11,380	2,457	70	6,392	104	..	Males } Technical and
77	2,702	262	73	2,116	..	36	Females } Industrial Schools.
118	6,823	3,487	16	1,282	197	..	Males } Commercial Schools.
16	267	252	..	..	..	1	Females } Commercial Schools.
7	230	..	..	171	..	..	Males } Agricultural Schools.
1	79	..	..	79	..	..	Females } Agricultural Schools.
6	1,264	9	..	1,264	..	..	Males } Reformatory Schools.
..	..	..	..	..	..	..	Females } Reformatory Schools.
2,419	73,003	14,161	60,349	40,553	1,380	..	Males } Other Schools.
47	2,321	439	650	2,080	..	179	Females } Other Schools.
4,611	132,706	27,739	62,841	80,166	2,077	221	TOTAL.
173,301	7,742,376	944,259	875,727	7,577,696	503,431	41,490	TOTAL OF COLLEGES AND SCHOOLS OF PUBLIC INSTRUCTION.
805	26,945	416	25,667	4,068	458	..	PRIVATE INSTITUTIONS.
13	434	..	434	37	..	23	1. ADVANCED TEACHING—
709	13,691	154	13,338	813	115	..	Males } (a) Arabic or
11	255	..	255	43	..	..	Females } Persian.
64	954	64	595	798	25	..	Males } (b) Sanskrit.
..	..	..	..	..	..	..	Females } (c) Any other
23,348	316,470	6,457	100,530	306,067	8,456	..	Males } Oriental Classic.
323	8,797	395	582	8,744	..	450	Females } (a) A vernacular
5,161	113,151	45	107,019	7,477	17,644	..	only or mainly.
1,380	32,836	..	29,400	2,464	..	6,504	Males } (b) The Koran
2,354	115,999	43,654	15,134	109,467	5,298	..	Females } only.
123	9,593	1,912	620	7,061	..	344	3. OTHER SCHOOLS—
..	..	..	..	..	..	..	Males } Not conforming to
..	..	..	..	..	..	..	Females } Departmental
31,807	639,125	53,097	298,574	447,037	31,996	6,331	Standards.
..	..	..	..	..	..	..	TOTAL OF PRIVATE INSTITUTIONS.
181,064	7,450,585	919,362	1,019,352	7,137,288	535,427	..	Males } GRAND TOTAL OF
29,144	930,816	77,994	149,949	867,445	..	47,821	Females } ALL INSTITU-
238,168†	8,381,401†	997,356	1,169,301	8,024,733	535,427	47,821	TOTAL.

† Includes 2 night schools attended by 51 Scholars in Assam.

## Number of Scholars on 31st March 1922 in

1	Europeans and Anglo Indians.	Indian Christians.	HINDUS.		Muhammaddans.	Buddhists.	Parsees.	Others.	TOTAL.	
			Brahmans.	Non-Brahmans.						
2	3	4	5	6	7	8	9	10		
<b>UNIVERSITY EDUCATION.</b>										
<b>ARTS COLLEGES.</b>										
English	{ Males . . . . . 594 Females . . . . . 382	1,415 402	14,790 130	2,283 268	5,346 25	267 7	525 36	741 14	43,961 1,263	
Oriental	{ Males . . . . . Females . . . . .	3 ..	583 ..	62 ..	53 ..	.. ..	.. ..	8 ..	700 ..	
<b>COLLEGES FOR PROFESSIONAL TRAINING.</b>										
Law	{ Males . . . . . Females . . . . .	7 ..	56 ..	2,061 ..	2,372 ..	563 ..	4 ..	36 ..	135 5,234	
Medicine	{ Males . . . . . Females . . . . .	29 38	146 63	974 18	2,082 36	377 6	14 1	147 20	99 197	
Engineering	{ Males . . . . . Females . . . . .	106 ..	33 ..	589 ..	616 ..	64 ..	1 ..	32 ..	1,443 ..	
Teaching	{ Males . . . . . Females . . . . .	15 38	29 15	443 2	330 8	253 ..	.. 1	1 3	1,160 67	
Agriculture	{ Males . . . . . Females . . . . .	3 ..	31 ..	175 ..	258 ..	111 ..	16 ..	2 ..	658 ..	
Veterinary	{ Males . . . . . Females . . . . .	.. ..	22 ..	84 ..	111 ..	141 ..	7 ..	.. ..	48 ..	
Commercial	{ Males . . . . . Females . . . . .	1 2	19 ..	116 ..	221 ..	12 ..	.. ..	43 ..	419 2	
Forestry	{ Males . . . . . Females . . . . .	12 ..	9 ..	57 ..	86 ..	17 ..	2 ..	2 ..	186 ..	
<b>TOTAL</b>	<b>1,227</b>	<b>2,243</b>	<b>20,021</b>	<b>26,789</b>	<b>6,968</b>	<b>319</b>	<b>844</b>	<b>1,184</b>	<b>59,595*</b>	
<b>SCHOOL EDUCATION, GENERAL.</b>										
<b>SECONDARY SCHOOLS.</b>										
<i>For Males.</i>										
High Schools	{ Males . . . . . Females . . . . .	10,900 610	20,663 1,382	137,966 471	274,064 840	82,743 63	9,927 808	4,617 351	14,791 143	351,593 4,668
Middle Schools—										
English	{ Males . . . . . Females . . . . .	3,907 1,633	12,055 1,981	45,769 223	129,423 561	51,333 63	6,116 691	755 53	9,460 171	258,833 5,335
Vernacular	{ Males . . . . . Females . . . . .	12 3	5,083 1,788	33,682 293	107,783 1,289	67,533 911	53,009 24,659	3 ..	18,966 107	286,022 29,050
<i>For Females.</i>										
High Schools	{ Males . . . . . Females . . . . .	1,886 9,849	538 7,900	156 2,361	378 7,484	85 861	343 839	77 1,850	159 836	3,622 32,030
Middle Schools—										
English	{ Males . . . . . Females . . . . .	1,740 5,552	571 8,540	90 2,373	271 4,796	51 887	323 600	104 538	97 486	8,247 23,767
Vernacular	{ Males . . . . . Females . . . . .	.. 31	313 4,686	20 4,221	116 16,309	96 3,072	3,503 4,552	2 66	7 1,377	4,056 31,314
<b>TOTAL</b>	<b>35,923</b>	<b>65,400</b>	<b>227,645</b>	<b>513,319</b>	<b>207,703</b>	<b>104,473</b>	<b>8,411</b>	<b>46,650</b>	<b>1,239,524</b>	
<b>PRIMARY SCHOOLS.</b>										
For males	{ Males . . . . . Females . . . . .	1,917 878	122,949 43,753	481,329 59,266	2,988,932 240,377	1,206,765 69,183	107,136 47,831	3,205 639	166,273 8,896	5,081,504 1,461,880
For females	{ Males . . . . . Females . . . . .	938 1,705	3,176 81,221	1,139 98,173	9,636 367,184	5,217 222,045	9,510 17,444	839 2,361	329 11,047	30,844 736,870
<b>TOTAL</b>	<b>5,498</b>	<b>201,099</b>	<b>628,907</b>	<b>3,596,179</b>	<b>1,503,207</b>	<b>181,981</b>	<b>7,084</b>	<b>186,445</b>	<b>6,310,400</b>	

TABLE III-A.

British India, classified according to sex, race, or creed.

1	2	3	HINDUS.			7	8	9	10	
			Brah- mans.	Non- Brah- mans.	Muham- madans.					
	European and Anglo- Indians.	Indian Christians.				Buddhists.	Parsees.	Others.	TOTAL.	
<b>SCHOOL EDUCATION, SPECIAL.</b>										
Training Schools . . .	{ Males . . . Females . . .	1 1,931	6,022 442	9,568 924	3,925 303	639 257	.. 49	454 110	22,540 4,391	
Schools of Art . . .	{ Males . . . Females . . .	10 17	55 5	236 ..	739 1	235 ..	1 8	25 1	1,300 32	
Law Schools . . .	{ Males . . . Females . . .	6 ..	7 ..	.. ..	24 ..	15 ..	69 ..	1 ..	122 ..	
Medical Schools . . .	{ Males . . . Females . . .	47 14	220 232	1,444 38	2,170 80	542 14	60 ..	2 2	148 342	
Engineering and Survey- ing Schools.	{ Males . . . Females . . .	45 ..	32 ..	342 ..	673 ..	127 ..	33 ..	1 ..	24 ..	
Technical and Industrial Schools.	{ Males . . . Females . . .	577 203	1,529 1,719	1,237 155	4,415 519	3,003 85	68 83	80 1	403 5	
Commercial Schools . . .	{ Males . . . Females . . .	320 349	415 52	1,796 3	2,785 18	537 3	382 32	301 1	91 5	
Agricultural Schools . . .	{ Males . . . Females . . .	.. ..	37 79	37 ..	124 ..	31 ..	.. ..	.. ..	1 79	
Reformatory Schools . . .	{ Males . . . Females . . .	2 ..	33 ..	67 ..	651 ..	399 ..	74 ..	.. ..	83 ..	
Other Schools . . .	{ Males . . . Females . . .	12 68	494 280	22,111 1,096	8,305 714	31,965 899	8,706 352	121 74	88 39	
<b>TOTAL</b>		<b>1,927</b>	<b>9,175</b>	<b>35,026</b>	<b>31,651</b>	<b>42,083</b>	<b>10,756</b>	<b>649</b>	<b>1,439</b>	<b>132,706</b>
<b>TOTAL OF COLLEGES AND SCHOOLS OF PUBLIC INSTRUCTION.</b>		<b>44,575</b>	<b>277,917</b>	<b>911,599</b>	<b>4,197,938</b>	<b>1,759,961</b>	<b>297,529</b>	<b>16,988</b>	<b>235,718</b>	<b>7,742,225</b>
<b>PRIVATE INSTITUTIONS</b>										
<b>ADVANCED TEACHING.</b>										
(a) Arabic or Persian . . .	{ Males . . . Females . . .	.. ..	.. ..	33 ..	246 4	26,238 855	.. ..	.. ..	.. ..	26,520 859
(b) Sanskrit . . .	{ Males . . . Females . . .	.. ..	.. ..	11,099 103	2,351 251	15 ..	.. ..	.. ..	111 11	13,576 370
(c) Any other Oriental Classic.	{ Males . . . Females . . .	10 13	6 ..	.. ..	32 2	.. ..	868 ..	12 10	1 ..	929 25
<b>ELEMENTARY TEACHING.</b>										
(a) A Vernacular only or mainly—										
For males . . .	{ Males . . . Females . . .	.. ..	3,366 906	9,524 384	85,089 4,571	14,514 1,074	190,592 1,456	20 11	4,609 52	308,014 8,456
For females . . .	{ Males . . . Females . . .	.. ..	21 567	27 1,205	179 3,601	73 1,471	134 729	.. 1	18 773	450 8,347
(b) The Koran only—										
For males . . .	{ Males . . . Females . . .	.. ..	22 ..	82 ..	1,148 22	94,207 17,622	.. ..	.. ..	50 ..	95,507 17,644
For females . . .	{ Males . . . Females . . .	.. ..	.. 9	.. 519	.. 5,504	.. 26,791	.. ..	.. ..	13 ..	5,504 27,332
<b>OTHER SCHOOLS NOT CONFORMING TO DEPARTMENTAL STANDARDS.</b>										
For males . . .	{ Males . . . Females . . .	19 1	1,418 366	13,351 301	61,818 1,917	15,969 949	15,333 1,743	26 ..	2,789 21	110,761 5,298
For females . . .	{ Males . . . Females . . .	11 9	32 639	20 1,183	43 4,309	82 1,117	156 1,757	.. 2	.. 233	344 9,249
<b>TOTAL OF PRIVATE INSTITUTIONS</b>		<b>63</b>	<b>7,341</b>	<b>37,331</b>	<b>166,100</b>	<b>206,481</b>	<b>213,063</b>	<b>32</b>	<b>6,659</b>	<b>659,125</b>
<b>GRAND TOTAL OF ALL INSTITUTIONS</b>		<b>44,638</b>	<b>285,258</b>	<b>948,930</b>	<b>4,364,038</b>	<b>1,966,412</b>	<b>510,597</b>	<b>17,070</b>	<b>244,377</b>	<b>3,361,350</b>



## Number of European Colleges, Schools, and Scholars in

CLASS OF INSTITUTION.		PUBLIC			
		MANAGED BY GOVERNMENT.			
		Number of Institutions.	Number of Scholars on the rolls on 31st March.	Average number on the rolls monthly during the year.	Average daily attendance.
1	2	3	4	5	
<b>UNIVERSITY EDUCATION.</b>					
<i>Arts Colleges.</i>					
English . . . . .	Males . . . . .	..	..	..	..
	Females . . . . .	..	..	..	..
<i>Colleges for Professional Training.</i>					
Teaching . . . . .	Males . . . . .	1	15	13	13
	Females . . . . .	..	..	..	..
<b>TOTAL . . . . .</b>		<b>1</b>	<b>15</b>	<b>13</b>	<b>13</b>
<b>SCHOOL EDUCATION, GENERAL.</b>					
<i>Secondary Schools.</i>					
High Schools for males . . . . .		4	968	1,042	1,021
Middle Schools—English—for males . . . . .		..	..	..	..
High Schools for females . . . . .		3	368	400	492
Middle Schools—English—for females . . . . .		1	64	66	61
<b>TOTAL . . . . .</b>		<b>8</b>	<b>1,400</b>	<b>1,508</b>	<b>1,574</b>

TABLE III-B.

British India for the official year 1921-22.

INSTITUTIONS.										
UNDER PRIVATE MANAGEMENT.										
Aided by Government, by Local Funds or Municipal Boards.				Unaided.				Grand Total of Institutions.	Grand Total of Scholars on 31st March.	CLASS OF INSTITUTION.
Number of Institutions.	Number of Scholars on the rolls on 31st March.	Average number on the rolls monthly during the year.	Average daily attendance.	Number of Institutions.	Number of Scholars on the rolls on 31st March.	Average number on the rolls monthly during the year.	Average daily attendance.			
6	7	8	9	10	11	12	13	14	15	1
1	473	449	412	..	..	..	..	1	473	UNIVERSITY EDUCATION.
3	325	344	296	..	..	..	..	3	325	Arts Colleges.
										Males } English.
										Females }
..	..	..	..	..	..	..	..	1	15	Colleges for Professional Training.
1	33	33	32	..	..	..	..	1	33	Males } Teaching.
										Females }
5	831	826	740	..	..	..	..	6	846	TOTAL.
59	10,342	10,297	9,331	2	856	834	833	65	12,166	SCHOOL EDUCATION, GENERAL.
50	5,511	5,397	4,773	2	142	165	142	52	5,653	Secondary Schools.
83	12,487	12,283	11,060	2	226	238	193	88	13,081	High Schools for males.
75	7,467	6,872	6,389	2	138	119	111	78	7,689	Middle Schools—English—for males.
										High Schools for females.
										Middle Schools—English—for females.
267	35,807	34,849	31,553	8	1,362	1,356	1,279	283	38,569	TOTAL.

## Number of European Colleges, Schools, and Scholars in

CLASS OF INSTITUTION.	PUBLIC			
	MANAGED BY GOVERNMENT.			
	Number of Institutions.	Number of Scholars on the rolls on 31st March.	Average number on the rolls on the rolls monthly during the year.	Average daily attendance.
1	2	3	4	5
<b>SCHOOL EDUCATION, GENERAL—contd.</b>				
<i>Primary Schools.</i>				
For males . . . . .	..	..	..	..
For females . . . . .	..	..	..	..
<b>TOTAL</b> . . . . .	..	..	..	..
<b>SCHOOL EDUCATION, SPECIAL.</b>				
Training Schools . . . . .	1	17	13	13
{ Males				
{ Females	..	..	..	..
Schools of Art . . . . .	..	..	..	..
{ Males				
{ Females	..	..	..	..
Engineering and Surveying Schools . . . . .	..	..	..	..
{ Males				
{ Females	..	..	..	..
Technical and Industrial Schools . . . . .	1	4	4	4
{ Males				
{ Females	..	..	..	..
Commercial Schools . . . . .	..	..	..	..
{ Males				
{ Females	..	..	..	..
Other Schools . . . . .	..	..	..	..
{ Males				
{ Females	..	..	..	..
<b>TOTAL</b> . . . . .	2	21	17	17
<b>TOTAL OF COLLEGES AND SCHOOLS OF PUBLIC INSTRUCTION</b>	11	1,436	1,538	1,604

TABLE III-B—contd.

British India for the official year 1921-22—contd.

INSTITUTIONS.										
UNDER PRIVATE MANAGEMENT.										
Aided by Government, by Local Funds or Municipal Boards.				Unaided.				Grand Total of Institutions.	Grand Total of Scholars on 31st March.	CLASS OF INSTITUTION
Number of Institutions.	Number of Scholars on the rolls on 31st March.	Average number on the rolls monthly during the year.	Average daily attendance.	Number of Institutions.	Number of Scholars on the rolls on 31st March.	Average number on the rolls monthly during the year.	Average daily attendance.			
6	7	8	9	10	11	12	13	14	15	1
45	2,795	2,692	2,428	1	17	16	13	46	2,812	SCHOOL EDUCATION, GENERAL—contd. Primary Schools. For males.
54	2,784	2,665	2,298	2	42	37	34	56	2,826	For females.
99	5,579	5,357	4,726	3	59	53	47	102	5,638	TOTAL
..	..	..	..	..	..	..	..	..	..	SCHOOL EDUCATION, SPECIAL
8	133	122	111	..	..	..	..	9	150	Males } Training Schools. Females }
..	..	..	..	..	..	..	..	..	..	Males } Schools of Art. Females }
4	40	37	31	..	..	..	..	4	40	Males } Engineering and Surveying Schools. Females }
4	535	484	388	2	116	129	107	6	651	Males } Technical and Industrial Schools. Females }
8	237	223	207	..	..	..	..	9	241	Females }
6	152	119	104	..	..	..	..	6	152	Males }
14	217	181	161	..	..	..	..	14	217	Females } Commercial Schools.
1	66	66	59	..	..	..	..	1	66	Males }
3	30	26	23	..	..	..	..	3	30	Females } Other Schools.
48	1,410	1,258	1,084	2	116	129	107	52	1,547	TOTAL
419	43,627	42,290	38,103	13	1,537	1,538	1,433	443	46,600	TOTAL OF COLLEGES AND SCHOOLS OF PUBLIC INSTRUCTION.
PRIVATE INSTITUTIONS.										
Other Schools not conforming to Departmental Standards—										
For males								1	20	
For females								..	..	
TOTAL PRIVATE INSTITUTIONS								1	20	
GRAND TOTAL OF ALL INSTITUTIONS								444	46,620	

## Number of European Colleges, Schools, and Scholars in

CLASS OF INSTITUTION.	PUBLIC			
	MANAGED BY GOVERNMENT.			
	Number of Institutions.	Number of Scholars on the rolls on 31st March.	Average number on the rolls monthly during the year.	Average daily attendance.
1	2	3	4	5
<b>SCHOOL EDUCATION, GENERAL—contd.</b>				
<i>Primary Schools.</i>				
For males . . . . .	..	..	..	..
For females . . . . .	..	..	..	..
TOTAL . . . . .	..	..	..	..
<b>SCHOOL EDUCATION, SPECIAL.</b>				
Training Schools . . . . .	..	..	..	..
	1	17	13	13
Schools of Art . . . . .	..	..	..	..
	..	..	..	..
Engineering and Surveying Schools	..	..	..	..
	..	..	..	..
Technical and Industrial Schools	..	..	..	..
	1	4	4	4
Commercial Schools . . . . .	..	..	..	..
	..	..	..	..
Other Schools . . . . .	..	..	..	..
	..	..	..	..
TOTAL . . . . .	2	21	17	17
<b>TOTAL OF COLLEGES AND SCHOOLS OF PUBLIC INSTRUCTION</b>	11	1,436	1,538	1,604

TABLE III-B—contd.

British India for the official year 1921-22—contd.

INSTITUTIONS.													
UNDER PRIVATE MANAGEMENT.													
Aided by Government, by Local Funds or Municipal Boards.				Unaided.				Grand Total of Institutions.	Grand Total of Scholars on 31st March.	CLASS OF INSTITUTION			
Number of Institutions.	Number of Scholars on the rolls on 31st March.	Average number on the rolls monthly during the year.	Average daily attendance.	Number of Institutions.	Number of Scholars on the rolls on 31st March.	Average number on the rolls monthly during the year.	Average daily attendance.						
6	7	8	9	10	11	12	13	14	15	1			
45	2,795	2,692	2,428	1	17	16	13	46	2,812	SCHOOL EDUCATION, GENERAL—contd. Primary Schools. For males.			
54	2,784	2,665	2,298	2	42	37	34	56	2,826	For females.			
99	5,579	5,357	4,726	3	59	53	47	102	5,638	TOTAL.			
..	..	..	..	..	..	..	..	..	..	SCHOOL EDUCATION, SPECIAL			
8	133	122	111	..	..	..	..	9	150	Males } Training Schools. Females }			
..	..	..	..	..	..	..	..	..	..	Males } Schools of Art. Females }			
4	40	37	31	..	..	..	..	4	40	Males } Engineering and Surveying Schools. Females }			
4	535	484	388	2	116	129	107	6	651	Males } Technical and Industrial Schools. Females }			
8	237	223	207	..	..	..	..	9	241	Females }			
6	152	119	104	..	..	..	..	6	152	Males } Commercial Schools. Females }			
14	217	181	161	..	..	..	..	14	217	Females }			
1	66	66	59	..	..	..	..	1	66	Males } Other Schools. Females }			
3	30	26	23	..	..	..	..	3	30	Females }			
48	1,410	1,258	1,084	2	116	129	107	52	1,547	TOTAL.			
419	43,027	42,290	38,103	13	1,537	1,538	1,433	443	46,600	TOTAL OF COLLEGES AND SCHOOLS OF PUBLIC INSTRUCTION.			
PRIVATE INSTITUTIONS.													
Other Schools not conforming to Departmental Standards—													
For males								1	20				
For females								..	..				
TOTAL PRIVATE INSTITUTIONS								1	20				
GRAND TOTAL OF ALL INSTITUTIONS								444	46,620				

## Number of European Colleges, Schools, and Scholars in

CLASS OF INSTITUTION.	NUMBER OF SCHOLARS ON THE 31ST MARCH LEARNING			Number of girls in boys' schools.	Number of boys in girls' schools.
	English.	A Classical Lan- guage.	A Vernacular Language.		
1	16	17	18	19	20
<b>UNIVERSITY EDUCATION</b>					
<i>Arts Colleges.</i>					
English . . . . .	Males	473	388	26	..
	Females	325	3	..	..
<i>Colleges for Professional Training.</i>					
Teaching . . . . .	Males	15	..	7	..
	Females	33	19	14	..
<b>TOTAL</b> .		<b>846</b>	<b>410</b>	<b>47</b>	<b>..</b>
<b>SCHOOL EDUCATION, GENERAL.</b>					
<i>Secondary Schools.</i>					
High Schools for males . . . . .		12,166	4,900	5,864	627
Middle Schools—English—for males . . . . .		5,595	316	1,983	1,631
High Schools for females . . . . .		13,061	4,707	1,615	..
Middle Schools—English—for females . . . . .		7,669	963	1,271	..
<b>TOTAL</b> .		<b>38,511</b>	<b>10,886</b>	<b>10,733</b>	<b>2,258</b>
<i>Primary Schools.</i>					
For males . . . . .		2,812	99	432	884
For females . . . . .		2,824	131	186	..
<b>TOTAL</b> .		<b>5,636</b>	<b>230</b>	<b>618</b>	<b>884</b>
					<b>1,052</b>

TABLE III-B—contd.

British India for the official year 1921-22—contd.

CLASSIFICATION OF SCHOLARS ON THE 31ST MARCH ACCORDING TO RACE OR CREED.								CLASS OF INSTITUTION.
Europeans and Anglo-Indians.	Chris- tians. Indian.	HINDUS.		Muhammadians.	Buddhists.	Parsis.	Others.	
		Brahmans.	Non-Brah- mans.					
21	22	23	24	25	26	27	28	1
								UNIVERSITY EDUCATION.
								<i>Arts Colleges.</i>
424	11	22	14	2	..	..	...	Males } English.
285	14	3	8	15	..	..	...	Females }
								<i>Colleges for Professional Training.</i>
15	..	..	..	..	..	..	..	Males } Teaching.
33	..	..	..	..	..	..	..	Females }
757	25	25	22	17	..	..	..	TOTAL.
								SCHOOL EDUCATION, GENERAL.
								<i>Secondary Schools.</i>
10,857	171	103	166	147	105	244	373	High Schools for males.
5,235	110	23	30	26	16	61	152	Middle Schools—English—for males.
11,528	355	112	140	58	129	317	442	High Schools for females.
6,991	111	36	69	51	22	164	225	Middle Schools—English—for females.
34,611	747	274	405	282	272	786	1,192	TOTAL.
								<i>Primary Schools.</i>
2,643	63	13	9	6	4	35	39	For males.
2,613	54	16	14	4	..	63	62	For females.
5,256	117	29	23	10	4	98	101	TOTAL.



## Number of European Colleges, Schools, and Scholars in

CLASS OF INSTITUTION.	NUMBER OF SCHOLARS ON THE 31ST MARCH LEARNING			Number of girls in boys' schools.	Number of boys in girls' schools.
	English.	A Classical Lan- guage.	A Vernacular Language.		
1	16	17	18	19	20
<b>SCHOOL EDUCATION, SPECIAL.</b>					
Training Schools . . . . .	Males	..	..	..	..
	Females	160	19	..	..
Schools of Art . . . . .	Males	..	..	..	..
	Females	..	..	..	..
Engineering and Surveying Schools	Males	40	..	20	..
	Females	..	..	..	..
Technical and Industrial Schools	Males	651	12	..	..
	Females	231	13	16	..
Commercial Schools . . . . .	Males	162	16	..	15
	Females	217	..	..	..
Other Schools . . . . .	Males	..	..	..	..
	Females	15	..	..	..
<b>TOTAL</b> . . . . .	<b>1,456</b>	<b>60</b>	<b>36</b>	<b>15</b>	<b>5</b>
<b>TOTAL OF COLLEGES AND SCHOOLS OF PUBLIC INSTRUCTION</b>	<b>46,449</b>	<b>11,586</b>	<b>11,434</b>	<b>3,157</b>	<b>5,110</b>
<b>PRIVATE INSTITUTIONS.</b>					
<b>Other Schools not conforming to Depart- mental Standards—</b>					
For males . . . . .	20	..	..	9	..
For females . . . . .	..	..	..	..	..
<b>TOTAL OF PRIVATE INSTITUTIONS</b> . . . . .	<b>20</b>	<b>..</b>	<b>..</b>	<b>9</b>	<b>..</b>
<b>GRAND TOTAL OF ALL INSTITUTIONS</b> . . . . .	<b>46,469</b>	<b>11,586</b>	<b>11,434</b>	<b>3,166</b>	<b>5,110</b>

TABLE III-B—concl'd.

British India for the official year 1921-22—concl'd.

CLASSIFICATION OF SCHOLARS ON THE 31ST MARCH ACCORDING TO RACE OR CREED.								CLASS OF INSTITUTION.
Europeans and Anglo-Indians.	Chris- tians.	HINDUS.		Muhammedans.	Buddhists.	Parsis.	Others.	
		Brahmans.	Non-Brah- mans.					
21	22	23	24	25	26	27	28	1
..	..	..	..	..	..	..	..	SCHOOL EDUCATION, SPECIAL,
131	10	..	2	..	..	5	2	Males } Training Schools. Females }
..	..	..	..	..	..	..	..	Males } Schools of Art. Females }
36	..	..	4	..	..	..	..	Males } Engineering and Females } Surveying Schools.
294	38	105	172	32	2	3	5	Males } Technical and Indus- Females } trial Schools.
218	22	..	..	..	..	1	..	Males } Females }
160	1	1	..	..	..	..	..	Males } Commercial Schools. Females }
213	..	..	..	..	..	..	4	Males } Females }
66	..	..	..	..	..	..	..	Males } Other Schools. Females }
30	..	..	..	..	..	..	..	Males } Females }
1,138	71	106	178	32	2	9	11	TOTAL.
41,762	960	434	628	341	278	893	1,304	TOTAL OF COLLEGES AND SCHOOLS OF PUBLIC INSTRUCTION.
								PRIVATE INSTITUTIONS.
								Other Schools not conforming to Departmental Standards—
20	..	..	..	..	..	..	..	For males.
..	..	..	..	..	..	..	..	For females.
20	..	..	..	..	..	..	..	TOTAL OF PRIVATE INSTITUTIONS.
41,782	960	434	628	341	278	893	1,304	GRAND TOTAL OF ALL INSTITUTIONS.

## Expenditure on Public Instruction in

OBJECTS OF EXPENDITURE.	PUBLIC						
	UNDER PUBLIC						
	Managed by Government.						
	Provincial Revenues.	Local Funds.	Municipal Funds.	Fees.	Endow- ments.	Subscrip- tions and other sources.	TOTAL.
1	2	3	4	5	6	7	8
	Rs.	Rs.	Rs.	Rs.	Rs.	Rs.	Rs.
<b>UNIVERSITY EDUCATION.</b>							
<i>Arts Colleges.</i>							
English . . . { Males . . .	32,30,042	..	1,605	9,35,113	25,023	17,596	42,09,379
{ Females . . .	1,07,789	..	..	13,088	..	87	1,20,904
Oriental . . . { Males . . .	40,748	..	..	..	..	..	40,748
{ Females . . .	..	..	..	..	..	..	..
<i>Colleges for Professional Training.</i>							
Law . . . { Males . . .	49,877	..	..	3,32,185	1,860	434	3,83,876
{ Females . . .	11,37,958	..	..	4,44,254	7,846	11,667	16,01,725
Medicine . . . { Males . . .	9,27,612	..	..	1,05,044	..	1,36,670	11,69,326
{ Females . . .	8,87,711	7,102	578	80	..	20,412	9,15,883
Teaching . . . { Males . . .	7,247	..	..	..	..	..	7,247
{ Females . . .	3,83,646	..	..	36,752	192	..	4,20,590
Agriculture . . . { Males . . .	4,17,455	..	..	8,697	..	..	4,26,152
{ Females . . .	..	..	..	..	..	..	..
Veterinary . . . { Males . . .	50,362	..	..	34,720	..	2,000	87,091
{ Females . . .	..	..	..	..	..	..	..
Commercial . . . { Males . . .	3,10,265	..	..	..	..	..	3,10,265
{ Females . . .	..	..	..	..	..	..	..
Forestry . . . { Males . . .	1,47,349	..	..	..	..	119	1,47,468
{ Females . . .	..	..	..	..	..	..	..
<b>TOTAL</b>	76,97,561	7,102	2,183	19,09,942	34,941	1,88,985	98,40,714
<b>SCHOOL EDUCATION, GENERAL.</b>							
<i>Secondary Schools.</i>							
High Schools for males . . .	44,23,599	4,341	20,488	21,01,707	23,167	6,659	65,78,941
Middle Schools for { English . . .	6,51,136	4,046	..	7,94,793	3,432	769	8,54,166
{ Vernacular . . .	1,61,202	..	..	4,874	..	2	1,66,078
High Schools for females . . .	5,42,307	..	..	82,893	2,018	784	6,25,002
Middle Schools for { English . . .	1,59,007	..	777	9,763	..	627	1,70,174
{ Vernacular . . .	1,32,486	..	18	1,156	..	14	1,33,676
<b>TOTAL</b>	60,69,737	8,387	21,283	23,95,186	27,617	8,845	65,31,057
<i>Primary Schools.</i>							
For males . . .	8,00,865	15,159	..	18,541	292	2,241	8,27,098
For females . . .	6,88,849	457	30	7,353	223	1,123	6,96,035
<b>TOTAL</b>	14,89,714	15,618	30	25,894	515	3,364	15,35,133
<b>SCHOOL EDUCATION, SPECIAL.</b>							
Training Schools . . . { Males . . .	32,62,732	89,747	19,530	12,953	11,227	5,600	34,01,789
{ Females . . .	6,65,111	10,563	7,417	90	1,924	3,200	6,88,305
Schools of Art . . . { Males . . .	3,73,846	..	..	12,877	..	17,009	4,03,632
{ Females . . .	..	..	..	..	..	..	..
Law Schools . . . { Males . . .	..	..	..	13,151	..	..	13,151
{ Females . . .	..	..	..	..	..	..	..
Medical Schools . . . { Males . . .	12,49,870	2,750	..	1,07,857	1,990	8,970	13,71,437
{ Females . . .	37,203	..	..	..	25	..	37,228
Engineering and Survey- ing Schools . . . { Males . . .	3,97,100	..	..	36,128	..	9,775	4,43,003
{ Females . . .	..	..	..	..	..	..	..
Technical and Indus- trial Schools . . . { Males . . .	7,78,557	6,359	1,815	15,457	3,639	37,366	8,42,193
{ Females . . .	2,062	..	..	..	..	..	2,062
Commercial Schools . . . { Males . . .	35,489	..	..	84,554	1,617	113	71,778
{ Females . . .	..	..	..	..	..	..	..
Agricultural Schools . . . { Males . . .	53,451	298	..	..	..	..	53,739
{ Females . . .	..	..	..	..	..	..	..
Reformatory Schools . . . { Males . . .	2,31,660	..	..	..	..	13,036	2,39,696
{ Females . . .	..	..	..	..	..	..	..
Other Schools . . . { Males . . .	4,28,608	5,892	2,500	21,012	4,735	8,932	4,71,759
{ Females . . .	10,888	..	..	..	..	..	10,888
<b>TOTAL</b>	75,98,341	1,14,599	31,262	2,59,109	25,157	1,04,056	81,27,521
<b>TOTAL DIRECT EXPENDITURE</b>	2,28,50,353	1,45,704	54,758	45,90,133	63,230	3,05,250	2,80,34,426
<i>Buildings, furniture and apparatus.</i>	58,07,736	13,212	610	15,667	979	1,65,590	60,03,814
<b>TOTAL EXPENDITURE ON PUBLIC INSTRUCTION</b>	2,86,68,139	1,58,916	55,368	46,05,800	69,209	4,70,840	3,40,88,272

TABLE IV.

British India for the official year 1921-22.

INSTITUTIONS.							OBJECTS OF EXPENDITURE.
MANAGEMENT.							
<i>Managed by Local Funds and Municipal Boards.</i>							1
Provincial Revenues.	Local Funds.	Municipal Funds.	Fees.	Endowments.	Subscriptions and other sources.	TOTAL.	
9	10	11	12	13	14	15	
Rs.	Rs.	Rs.	Rs.	Rs.	Rs.	Rs.	
20,143	..	5,165	9,309	1,832	1,107	37,556	UNIVERSITY EDUCATION. <i>Arts Colleges.</i>
..	..	..	..	..	..	..	Males } English.
..	..	..	..	15,428	..	15,428	Females } Oriental.
..	..	..	..	..	..	..	Males } Oriental.
..	..	..	..	..	..	..	Females } Oriental.
..	..	..	..	..	..	..	<i>Colleges for Professional Training.</i>
..	..	..	..	..	..	..	Males } Law.
..	..	..	..	..	..	..	Females } Law.
..	..	..	..	..	..	..	Males } Medicine.
..	..	..	..	..	..	..	Females } Medicine.
..	..	..	..	..	..	..	Males } Engineering.
..	..	..	..	..	..	..	Females } Engineering.
..	..	..	..	..	..	..	Males } Teaching.
..	..	..	..	..	..	..	Females } Teaching.
..	..	..	..	..	..	..	Males } Agriculture.
..	..	..	..	..	..	..	Females } Agriculture.
..	..	..	..	..	..	..	Males } Veterinary.
..	..	..	..	..	..	..	Females } Veterinary.
..	..	..	..	..	..	..	Males } Commercial.
..	..	..	..	..	..	..	Females } Commercial.
..	..	..	..	..	..	..	Males } Forestry.
..	..	..	..	..	..	..	Females } Forestry.
..	..	..	..	..	..	..	Males } Royal Institute of Science.
..	..	..	..	..	..	..	Females } Royal Institute of Science.
20,143	..	5,165	9,309	17,260	1,107	52,984	TOTAL.
3,53,901	3,09,813	2,04,337	10,15,548	13,504	24,155	19,21,258	SCHOOL EDUCATION, GENERAL.
4,33,351	3,15,407	3,21,031	4,96,848	6,799	24,443	15,97,879	<i>Secondary Schools.</i>
18,63,654	14,30,033	1,37,670	3,88,847	7,493	14,430	33,42,132	High Schools for males.
..	19,387	22,177	1,700	1,760	..	45,024	English } Middle Schools for
13,636	180	15,423	1,921	..	50	31,210	Vernacular } males.
33,523	19,836	1,18,120	2,366	150	367	1,74,362	High Schools for females.
..	..	..	..	..	..	..	English } Middle Schools for
..	..	..	..	..	..	..	Vernacular } females.
26,98,065	20,94,661	8,18,758	19,07,230	29,706	63,445	76,11,865	TOTAL.
1,86,35,898	51,84,376	31,07,339	9,80,443	84,843	97,712	2,80,40,611	<i>Primary Schools.</i>
16,64,126	5,55,533	11,94,974	22,911	4,703	17,855	34,60,102	For males.
..	..	..	..	..	..	..	For females.
2,03,00,024	56,89,999	43,02,313	10,08,354	89,548	1,15,567	3,15,00,713	TOTAL.
5,60,710	2,88,055	16,491	2	..	1,420	8,66,678	SCHOOL EDUCATION, SPECIAL.
6,530	1,300	3,768	..	..	..	11,632	Males } Training Schools.
..	..	..	..	..	..	..	Females } Training Schools.
..	..	..	..	..	..	..	Males } Schools of Art.
..	..	..	..	..	..	..	Females } Schools of Art.
..	..	..	..	..	..	..	Males } Law Schools.
..	..	..	..	..	..	..	Females } Law Schools.
..	..	..	..	..	..	..	Males } Medical Schools.
..	..	..	..	..	..	..	Females } Medical Schools.
..	..	..	..	..	..	..	Males } Engineering and Surveying Schools.
..	..	..	..	..	..	..	Females } Engineering and Surveying Schools.
65,937	85,017	45,957	11,681	3,368	39,146	2,44,106	Males } Technical and Industrial Schools.
..	..	..	..	..	..	..	Females } Technical and Industrial Schools.
..	..	..	..	..	..	..	Males } Commercial Schools.
..	..	..	..	..	..	..	Females } Commercial Schools.
..	..	..	..	..	..	..	Males } Agricultural Schools.
..	..	..	..	..	..	..	Females } Agricultural Schools.
..	..	..	..	..	..	..	Males } Reformatory Schools.
..	..	..	..	..	..	..	Females } Reformatory Schools.
7,005	4,718	7,052	386	..	112	19,273	Males } Other Schools.
..	179	..	..	..	2	181	Females } Other Schools.
6,30,182	3,79,278	76,293	12,069	3,368	40,630	11,41,870	TOTAL.
2,36,48,414	81,83,848	52,02,529	29,31,962	1,39,880	2,20,799	4,03,07,432	TOTAL DIRECT EXPENDITURE.
24,01,019	29,34,681	9,66,380	11,089	17,562	55,538	63,86,219	<i>Buildings, furniture and Apparatus.</i>
2,60,49,433	1,10,99,529	61,68,869	29,43,051	1,67,442	2,76,337	4,68,93,651	TOTAL EXPENDITURE ON PUBLIC INSTRUCTION.

## Expenditure on Public Instruction in British

OBJECTS OF EXPENDITURE.	PUBLIC				
	UNDER PRIVATE				
	<i>Aided by Government or by Local</i>				
1	Provincial Revenues.	Local Funds.	Municipal Funds.	Fees.	Endowments.
	16	17	18	19	20
	Rs.	Rs.	Rs.	Rs.	Rs.
<b>UNIVERSITY EDUCATION.</b>					
<i>Arts Colleges.</i>					
English . . . . .	Males 14,22,210	17,500	22,288	20,04,777	2,97,234
	Females 60,844	..	..	39,655	2,182
Oriental . . . . .	Males 44,890	..	600	740	18,118
	Females ..	..	..	..	..
<i>Colleges for Professional Training.</i>					
Law . . . . .	Males ..	..	..	..	..
	Females ..	..	..	..	..
Medicine . . . . .	Males 10,043	..	1,625	84,898	..
	Females 1,67,112	..	..	10,539	5,200
Engineering . . . . .	Males ..	..	..	..	..
	Females ..	..	..	..	..
Teaching . . . . .	Males 13,434	..	..	..	..
	Females 25,292	..	..	2,129	..
Agriculture . . . . .	Males ..	..	..	..	..
	Females ..	..	..	..	..
Veterinary . . . . .	Males ..	..	..	..	..
	Females ..	..	..	..	..
Commercial . . . . .	Males 10,219	..	..	1,298	..
	Females ..	..	..	..	..
Forestry . . . . .	Males ..	..	..	..	..
	Females ..	..	..	..	..
Royal Institute of Science . . . . .	Males ..	..	..	..	..
	Females ..	..	..	..	..
<b>TOTAL</b>	17,59,044	17,500	24,513	21,43,941	3,22,734
<b>SCHOOL EDUCATION, GENERAL.</b>					
<i>Secondary Schools.</i>					
High Schools for males . . . . .	44,40,553	32,689	1,22,750	76,77,649	3,25,705
Middle Schools for males . . . . .	English 15,49,760	2,17,742	52,222	21,27,958	2,28,040
	Vernacular 76,070	5,25,935	1,87,445	1,11,133	35,024
High Schools for females . . . . .	11,88,774	..	28,487	10,57,943	1,79,066
Middle Schools for females . . . . .	English 6,52,796	3,538	20,719	3,38,694	62,264
	Vernacular 1,07,606	52,466	1,02,727	20,821	77,182
<b>TOTAL</b>	80,16,649	3,32,370	5,14,350	1,13,34,198	14,02,231

TABLE IV—*contd.*India for the official year 1921-22—*contd.*

INSTITUTIONS.						OBJECTS OF EXPENDITURE.	
MANAGEMENT.							
Municipal Boards.		Unaided.				TOTAL.	1
Subscriptions and other sources.	TOTAL.	Fees.	Endowments.	Subscriptions and other sources.	TOTAL.		
21	22	23	24	25	26		
Rs.	Rs.	Rs.	Rs.	Rs.	Rs.		
13,25,427	50,89,436	7,75,272	1,52,039	2,94,331	12,21,642	MALES } UNIVERSITY EDUCATION.	
92,851	1,95,532	2,016	..	14,903	16,919	FEMALES } Arts Colleges.	
30,386	94,734	..	..	..	..	MALES } English.	
..	..	..	..	..	..	FEMALES } Oriental.	
..	..	1,04,028	..	34,420	1,38,348	(Colleges for Professional Training.	
..	..	..	..	..	..	MALES } Law.	
..	96,586	..	..	..	..	FEMALES } Medicine.	
..	1,82,851	..	..	..	..	MALES } Engineering.	
..	..	17,465	..	..	17,465	FEMALES } Teaching.	
..	18,484	..	..	13,829	13,829	MALES } Agriculture.	
..	27,421	..	..	..	..	FEMALES } Veterinary.	
..	..	..	..	..	..	MALES } Commercial.	
..	..	..	..	..	..	FEMALES } Forestry.	
..	..	..	..	..	..	MALES } Royal Institute of Science.	
..	..	..	..	..	..	FEMALES }	
555	11,977	..	..	..	..	MALES }	
..	..	..	..	..	..	FEMALES }	
..	..	..	..	..	..	MALES }	
..	..	..	..	..	..	FEMALES }	
..	..	..	..	..	..	MALES }	
..	..	..	..	..	..	FEMALES }	
14,49,219	57,16,951	8,99,691	1,52,039	3,57,488	14,09,203	TOTAL.	
						SCHOOL EDUCATION, GENERAL.	
						Secondary Schools.	
23,77,445	1,54,76,791	31,49,516	3,55,684	7,80,181	42,85,381	High Schools for males.	
13,05,469	54,76,131	4,61,041	1,03,425	4,21,510	9,85,976	English } Middle Schools	
75,619	10,11,126	4,713	3,149	13,707	21,569	Vernacular } for males.	
6,16,364	30,70,634	42,020	13,466	33,111	88,597	High Schools for females.	
5,34,573	16,13,584	9,297	8,540	16,527	34,364	English } Middle Schools	
1,56,127	5,17,019	340	1,729	742	2,811	Vernacular } for females.	
50,65,437	2,71,65,285	36,66,927	4,85,993	12,65,778	54,18,698	TOTAL.	

## Expenditure on Public Instruction in British

OBJECTS OF EXPENDITURE.	PUBLIC				
	UNDER PRIVATE				
	<i>Aided by Government or by Local</i>				
	Provincial Revenues.	Local Funds.	Municipal Funds.	Fees.	Endowments.
1	16	17	18	19	20
SCHOOL EDUCATION, GENERAL—contd.	Rs.	Rs.	Rs.	Rs.	Rs.
<i>Primary Schools.</i>					
For males . . . . .	89,81,882	27,10,897	5,00,833	32,23,178	3,14,019
For females . . . . .	9,94,415	5,51,477	1,48,459	2,32,941	1,37,650
<b>TOTAL</b> . . . . .	<b>49,56,297</b>	<b>32,62,374</b>	<b>7,49,292</b>	<b>34,56,119</b>	<b>5,01,669</b>
<b>SCHOOL EDUCATION, SPECIAL.</b>					
Training Schools . . . . .	{ Males 2,95,012	1,027	..	3,316	10,421
	{ Females 3,05,837	122	4,521	28,802	23,624
Schools of Art . . . . .	{ Males 2,950	420	500	1,680	..
	{ Females ..	..	..	..	..
Law Schools . . . . .	{ Males ..	..	..	..	..
	{ Females ..	..	..	..	..
Medical Schools . . . . .	{ Males ..	..	..	..	..
	{ Females 43,649	550	..	15,317	42,405
Engineering and Surveying Schools . . . . .	{ Males 4,618	950	100	2,860	..
	{ Females ..	..	..	..	..
Technical and Industrial Schools . . . . .	{ Males 4,54,946	13,041	31,004	53,501	80,055
	{ Females 40,140	4,198	2,702	4,074	18,940
Commercial Schools . . . . .	{ Males 19,466	..	4,108	52,931	17,379
	{ Females 14,792	..	..	9,645	..
Agricultural Schools . . . . .	{ Males 1,381	..	..	..	..
	{ Females 330	..	..	..	..
Reformatory Schools . . . . .	{ Males ..	..	..	..	..
	{ Females ..	..	..	..	..
Other Schools . . . . .	{ Males 3,94,964	48,819	31,554	1,37,901	81,310
	{ Females 35,960	92	2,630	17,859	4,442
<b>TOTAL</b> . . . . .	<b>16,13,945</b>	<b>69,219</b>	<b>77,119</b>	<b>3,27,886</b>	<b>2,23,576</b>
<b>TOTAL DIRECT EXPENDITURE</b> . . . . .	<b>1,63,45,935</b>	<b>41,81,463</b>	<b>18,65,274</b>	<b>1,72,62,144</b>	<b>24,50,260</b>
<i>Buildings, Furniture and Apparatus</i> . . . . .	27,56,801	1,23,953	50,281	2,77,061	4,21,011
<b>TOTAL EXPENDITURE ON PUBLIC INSTRUCTION</b>	<b>1,91,02,736</b>	<b>43,10,416</b>	<b>14,15,555</b>	<b>1,75,39,205</b>	<b>28,71,271</b>

TABLE IV—contd.

India for the official year 1921-22—contd.

INSTITUTIONS.						OBJECTS OF EXPENDITURE.
MANAGEMENT.						
of Municipal Boards.		Unaided.				1
Subscriptions and other sources.	TOTAL.	Fees.	Endowments.	Subscriptions and other sources.	TOTAL.	
21	22	23	24	25	26	
Rs.	Rs.	Rs.	Rs.	Rs.	Rs.	
29,76,320	1,36,87,129	4,09,596	62,433	8,10,577	7,22,606	SCHOOL EDUCATION, GENERAL—contd.
10,85,478	33,00,420	12,464	12,030	76,612	1,02,106	<i>Primary Schools.</i>
						For males.
						For females.
40,61,798	1,69,87,549	4,22,060	75,463	8,87,189	8,84,712	TOTAL.
						SCHOOL EDUCATION, SPECIAL.
83,458	3,93,234	..	..	1,151	1,151	Males } Training Schools.
1,37,171	5,00,077	128	..	1,106	1,234	Females }
7,838	12,938	190	..	1,500	1,680	Males } Schools of Art.
..	..	..	..	..	..	Females }
..	..	..	..	..	..	Males } Law Schools.
..	..	..	..	..	..	Females }
..	..	3,245	8,786	12,783	25,414	Males } Medical Schools.
896	1,03,817	..	..	..	..	Females }
4,344	12,772	1,925	..	..	1,925	Males } Engineering and Surveying Schools.
..	..	..	..	..	..	Females }
9,19,253	15,01,800	4,222	12,827	13,648	30,752	Males } Technical and Industrial Schools.
1,15,601	1,80,656	..	..	2,859	2,859	Females }
94,128	1,30,012	72,739	2,163	15,258	90,155	Males } Commercial Schools.
2,438	26,875	..	..	..	..	Females }
4,470	5,851	..	..	..	..	Males } Agricultural Schools.
..	330	..	..	..	..	Females }
..	..	..	..	..	..	Males } Reformatory Schools.
..	..	..	..	..	..	Females }
3,41,768	10,34,316	54,273	26,226	1,83,223	2,63,727	Males } Other Schools.
43,619	1,04,602	..	..	24	24	Females }
16,98,534	40,08,279	1,37,377	50,002	2,36,542	4,23,921	TOTAL.
1,22,72,938	5,38,78,064	51,26,045	7,63,497	22,46,992	81,86,584	TOTAL DIRECT EXPENDITURE.
26,19,112	62,53,219	75,113	1,92,666	8,49,483	11,17,262	<i>Buildings, Furniture and Apparatus.</i>
1,48,92,100	6,01,81,283	52,01,158	9,56,163	30,96,475	92,58,790	TOTAL EXPENDITURE ON PUBLIC INSTRUCTION.



## Expenditure on Public Instruction in

OBJECTS OF EXPENDITURE.		TOTAL EXPENDITURE			
		Provincial Revenues.	Local Funds.	Municipal Funds.	Fees.
1		27	28	29	30
<b>UNIVERSITY EDUCATION.</b>		<b>Rs.</b>	<b>Rs.</b>	<b>Rs.</b>	<b>Rs.</b>
<i>And Colleges.</i>					
English . . . . .	Males	46,72,395	17,500	29,058	37,24,471
	Females	1,68,633	..	..	54,750
Oriental . . . . .	Males	85,638	..	600	740
	Females	..	..	..	..
<i>Colleges for Professional Training.</i>					
Law . . . . .	Males	49,377	..	..	4,37,113
	Females	..	..	..	..
Medicine . . . . .	Males	11,48,001	..	1,625	5,29,132
	Females	1,67,112	..	..	10,529
Engineering . . . . .	Males	9,27,612	..	..	1,22,509
	Females	..	..	..	..
Teaching . . . . .	Males	9,06,145	7,102	578	80
	Females	32,539	..	..	2,129
Agriculture . . . . .	Males	8,83,646	..	..	36,732
	Females	..	..	..	..
Veterinary . . . . .	Males	4,17,455	..	..	8,697
	Females	..	..	..	..
Commercial . . . . .	Males	60,581	..	..	35,932
	Females	..	..	..	..
Forestry . . . . .	Males	3,10,265	..	..	..
	Females	..	..	..	..
Royal Institute of Science . . . . .	Males	1,47,349	..	..	..
	Females	..	..	..	..
<b>TOTAL</b>		<b>94,76,748</b>	<b>24,602</b>	<b>31,861</b>	<b>49,62,873</b>
<b>SCHOOL EDUCATION, GENERAL.</b>					
<i>Secondary Schools.</i>					
High Schools for males . . . . .		92,19,933	3,48,368	3,47,575	1,39,44,420
Middle Schools for males . . . . .	English	26,34,217	5,37,195	3,78,253	82,50,040
	Vernacular	21,00,926	19,55,973	3,25,115	5,09,567
High Schools for females . . . . .		17,31,081	19,387	50,664	11,84,355
Middle Schools for females . . . . .	English	8,26,439	3,718	36,919	3,59,673
	Vernacular	2,73,705	72,302	2,20,865	2,1,483
<b>TOTAL</b>		<b>1,67,85,251</b>	<b>29,36,943</b>	<b>13,54,391</b>	<b>1,98,03,543</b>
<i>Primary Schools.</i>					
For males . . . . .		2,33,98,645	78,60,432	36,08,172	46,31,738
For females . . . . .		33,47,390	11,07,467	14,43,463	2,75,669
<b>TOTAL</b>		<b>2,67,46,035</b>	<b>89,67,899</b>	<b>50,51,635</b>	<b>49,07,407</b>

TABLE IV—contd.

British India for the official year 1921-22—contd.

FROM			OBJECTS OF EXPENDITURE.
Endowments.	Subscriptions and other sources.	GRAND TOTAL.	
31	32	33	1
			<b>UNIVERSITY EDUCATION.</b>
			<i>Arts Colleges.</i>
Rs.	Rs.	Rs.	Males } English.
4,76,128	16,38,461	1,05,58,013	Females }
2,182	1,07,841	3,38,415	Males } Oriental.
38,546	30,336	1,50,910	Females }
..	..	..	<i>Colleges for Professional Training.</i>
1,880	34,854	5,23,224	Males } Law.
..	..	..	Females }
7,846	11,667	16,98,291	Males } Medicine.
5,200	..	1,82,851	Females }
..	1,36,670	11,86,791	Males } Engineering.
..	..	..	Females }
..	34,241	9,48,145	Males } Teaching.
..	..	34,668	Females }
192	..	4,20,590	Males } Agriculture.
..	..	..	Females }
..	..	4,26,152	Males } Veterinary.
..	..	..	Females }
..	2,555	99,068	Males } Commercial.
..	..	..	Females }
..	..	3,10,265	Males } Forestry.
..	..	..	Females }
..	119	1,47,468	Males } Royal Institute of Science.
..	..	..	Females }
5,26,974	19,96,794	1,70,19,852	TOTAL.
			<b>SCHOOL EDUCATION, GENERAL.</b>
			<i>Secondary Schools.</i>
12,17,060	31,84,115	2,62,62,391	High Schools for males.
3,34,696	17,52,121	89,14,152	English } Middle Schools for males.
45,666	1,03,658	50,40,905	Vernacular }
1,96,310	6,50,259	38,32,257	High Schools for females.
70,304	5,51,777	18,49,332	English } Middle Schools for females.
79,061	1,57,250	8,27,868	Vernacular }
19,45,627	64,01,180	4,87,26,905	TOTAL.
			<i>Primary Schools.</i>
4,61,567	38,86,850	4,33,47,444	For males.
2,06,606	11,61,068	75,60,663	For females.
6,67,193	45,67,918	5,09,08,107	TOTAL.

## Expenditure on Public Instruction in

OBJECTS OF EXPENDITURE.	TOTAL EXPENDITURE			
	Provincial Revenues.	Local Funds.	Municipal Funds.	Fees.
1	27	28	29	30
	Rs.	Rs.	Rs.	Rs.
<b>SCHOOL EDUCATION, SPECIAL.</b>				
Training Schools . . . . .	{ Males 41,18,454 Females 9,77,478	3,78,829 11,994	88,081 16,781	16,271 29,020
Schools of Art . . . . .	{ Males 3,76,596 Females ..	420	500	14,787
Law Schools . . . . .	{ Males .. Females ..	..	..	18,151
Medical Schools . . . . .	{ Males 12,49,870 Females 80,852	2,750 550	..	1,11,702 15,817
Engineering and Surveying Schools.	{ Males 4,01,618 Females ..	950	100	40,913
Technical and Industrial Schools.	{ Males 12,39,440 Females 60,166	1,02,417 4,198	81,770 2,702	84,921 4,074
Commercial Schools . . . . .	{ Males 54,955 Females 14,792	..	4,108	1,60,224 9,645
Agricultural Schools . . . . .	{ Males 54,888 Females 830	288	..	..
Reformatory Schools . . . . .	{ Males 2,80,680 Females ..	..	..	..
Other Schools . . . . .	{ Males 8,30,577 Females 46,848	59,429 271	41,106 2,630	2,13,607 17,859
<b>TOTAL</b>	<b>98,37,468</b>	<b>5,63,096</b>	<b>1,84,674</b>	<b>7,38,441</b>
<b>TOTAL DIRECT EXPENDITURE</b>	<b>6,28,45,502</b>	<b>1,24,92,540</b>	<b>66,22,561</b>	<b>2,93,10,284</b>
<i>Buildings, Furniture and Apparatus</i> . . . . .	1,10,16,635	30,79,554	10,17,221	3,78,930
University . . . . .	19,64,253	75	..	25,08,346
Director . . . . .	13,99,110	..	..	..
Inspection . . . . .	76,68,727	2,22,425	43,839	..
<b>Scholarships held in—</b>				
Arts Colleges . . . . .	3,81,351	16,941	3,996	6,108
Medical Colleges . . . . .	1,15,137	4,273	830	5,406
Other Professional Colleges . . . . .	1,90,283	33,263	3,620	2,680
Secondary Schools . . . . .	7,89,372	2,80,698	37,273	3,570
Primary Schools . . . . .	1,69,227	1,38,880	10,996	..
Medical Schools . . . . .	1,20,861	4,516	174	..
Technical and Industrial Schools . . . . .	97,398	35,320	7,308	..
Other Special Schools . . . . .	1,35,744	14,734	2,784	..
Miscellaneous . . . . .	33,96,908	5,27,886	1,54,920	51,92,374
<b>TOTAL</b>	<b>1,93,87,891</b>	<b>12,58,993</b>	<b>2,65,281</b>	<b>77,19,434</b>
<b>TOTAL INDIRECT EXPENDITURE</b>	<b>2,73,84,526</b>	<b>43,38,547</b>	<b>12,82,502</b>	<b>80,98,364</b>
<b>TOTAL EXPENDITURE ON PUBLIC INSTRUCTION</b>	<b>9,02,30,028</b>	<b>1,68,26,087</b>	<b>79,05,063</b>	<b>3,50,08,648</b>

TABLE IV—concl'd.

British India for the official year 1921-22—concl'd.

FROM			OBJECTS OF EXPENDITURE.
Endowments.	Subscriptions and other sources.	GRAND TOTAL.	
31	32	33	1
Rs.	Rs.	Rs.	SCHOOL EDUCATION, SPECIAL.
21,648	91,629	46,62,852	Males } Training Schools.
25,548	1,41,477	12,01,248	Females }
..	25,837	4,18,150	Males } Schools of Art.
..	..	..	Females }
..	..	18,151	Males } Law Schools.
..	..	..	Females }
10,776	21,753	13,96,851	Males } Medical Schools.
42,430	893	1,40,045	Females }
..	14,119	4,57,700	Males } Engineering and Surveying Schools.
..	..	..	Females }
49,889	19,09,408	26,18,851	Males } Technical and Industrial Schools.
13,940	1,18,460	2,03,540	Females }
..	51,499	2,91,945	Males } Commercial Schools.
21,159	2,433	26,875	Females }
..	4,470	59,590	Males } Agricultural Schools.
..	..	330	Females }
..	18,036	2,93,696	Males } Reformatory Schools.
..	..	..	Females }
1,12,271	5,39,085	17,96,075	Males } Other Schools.
4,442	43,845	1,13,695	Females }
3,02,103	20,77,812	1,37,01,594	TOTAL.
34,41,867	1,50,43,704	18,03,56,458	TOTAL DIRECT EXPENDITURE.
6,32,218	36,35,986	1,97,50,544	Buildings, Furniture and Apparatus.
8,42,448	20,35,456	73,40,578	University.
..	..	13,99,110	Direction.
55	1,371	79,36,408	Inspection.
1,67,724	1,20,827	6,96,947	Scholarships held in—
8,431	16,850	1,49,477	Arts Colleges.
12,276	1,512	2,33,586	Medical Colleges.
58,759	79,314	11,78,986	Other Professional Colleges.
2,416	8,554	3,25,053	Secondary Schools.
15,391	1,19,324	2,80,266	Primary Schools.
3,588	21,232	1,64,906	Medical Schools.
6,741	7,345	1,66,868	Technical and Industrial Schools.
6,36,571	38,74,123	1,37,83,782	Other Special Schools.
17,54,400	62,74,968	3,36,35,967	Miscellaneous.
23,86,618	99,10,954	6,32,96,511	TOTAL.
58,23,485	2,49,54,658	18,37,52,969	TOTAL INDIRECT EXPENDITURE.
			TOTAL EXPENDITURE ON PUBLIC INSTRUCTION.

## Expenditure on Public Instruction for Europeans

OBJECTS OF EXPENDITURE.	PUBLIC				
	UNDER PUBLIC MANAGEMENT.				
	Managed by Government.				
	Provincial Revenues.	Fees.	Endowments.	Subscriptions and other sources.	TOTAL.
1	2	3	4	5	6
	Rs.	Rs.	Rs.	Rs.	Rs.
<b>UNIVERSITY EDUCATION.</b>					
<i>Arts Colleges.</i>					
English . . . . .	{ Males . . . . .	..	..	..	..
	{ Females . . . . .	..	..	..	..
<i>Colleges for Professional Training.</i>					
Teaching . . . . .	{ Males . . . . .	11,256	..	8,905	20,161
	{ Females . . . . .	..	..	..	..
<b>TOTAL</b>		11,256	..	8,905	20,161
<b>SCHOOL EDUCATION, GENERAL.</b>					
<i>Secondary Schools.</i>					
High Schools for males . . . . .		1,41,128	52,276	3,945	1,97,349
Middle Schools—English—for males . . . . .		..	..	..	..
High Schools for females . . . . .		91,239	25,694	1,972	1,18,905
Middle Schools—English—for females . . . . .		20,808	4,016	..	24,824
<b>TOTAL</b>		2,53,175	81,986	5,917	3,41,078
<i>Primary Schools.</i>					
For males . . . . .		..	..	..	..
For females . . . . .		..	..	..	..
<b>TOTAL</b>		..	..	..	..
<b>SCHOOL EDUCATION, SPECIAL.</b>					
Training Schools for Masters . . . . .	{ Males . . . . .	..	..	..	..
	{ Females . . . . .	3,464	..	..	3,464
Engineering and Surveying Schools . . . . .	{ Males . . . . .	..	..	..	..
	{ Females . . . . .	..	..	..	..
Technical and Industrial Schools . . . . .	{ Males . . . . .	..	..	..	..
	{ Females . . . . .	3,770	..	..	3,770
Commercial Schools . . . . .	{ Males . . . . .	..	..	..	..
	{ Females . . . . .	..	..	..	..
Other Schools . . . . .	{ Males . . . . .	14,526	..	..	14,526
	{ Females . . . . .	10,658	..	..	10,658
<b>TOTAL</b>		32,418	..	..	32,418
<b>TOTAL DIRECT EXPENDITURE</b>		2,96,849	81,986	5,917	3,98,657
<i>Buildings, Furniture and Apparatus</i>		64,355	..	..	64,355
<b>TOTAL EXPENDITURE ON PUBLIC INSTRUCTION.</b>		3,61,204	81,986	5,917	4,58,012

TABLE IV-A.

in British India for the official year 1921-22.

INSTITUTIONS.							OBJECTS OF EXPENDITURE.
UNDER PRIVATE MANAGEMENT.							
Aided by Government or by Local or Municipal Boards.							
Provincial Revenues.	District Funds.	Municipal Funds.	Fees.	Endowments.	Subscriptions and other sources.	TOTAL.	1
7	8	9	10	11	12	13	
Rs.	Rs.	Rs.	Rs.	Rs.	Rs.	Rs.	
19,300	..	..	14,637	..	15,811	49,748	Males } English. Females }
19,184	..	..	15,016	..	13,816	48,016	
..	..	..	..	..	..	..	Colleges for Professional Training. Males } Teaching. Females }
17,018	..	..	1,609	..	..	18,627	
55,502	..	..	31,262	..	29,627	1,16,391	TOTAL.
SCHOOL EDUCATION, GENERAL.							
Secondary Schools.							
7,57,171	..	2,050	7,54,129	99,332	2,32,873	18,45,555	High Schools for males. Middle Schools—English—for males.
2,64,623	..	7,141	1,52,831	11,497	2,34,743	6,70,825	
7,29,075	..	2,898	7,08,380	86,673	2,68,243	17,40,259	High Schools for females. Middle Schools—English—for females.
3,27,304	916	6,350	2,07,305	12,768	2,30,983	7,36,626	
20,78,178	916	18,429	18,22,636	1,60,270	9,61,842	50,42,285	TOTAL.
Primary Schools.							
80,250	..	878	58,076	10,439	63,406	2,08,049	For males. For females.
88,282	..	1,430	62,477	10,455	87,133	2,49,774	
1,68,532	..	2,308	1,15,558	20,894	1,50,539	4,57,826	TOTAL.
SCHOOL EDUCATION, SPECIAL.							
1,334	..	..	..	..	..	1,334	Males } Training Schools for Master. Females }
42,671	..	..	15,398	..	11,724	69,793	
..	..	..	..	..	..	..	Males } Engineering and Surveying Females } Schools
45,670	..	..	12,206	..	3,409	61,283	
1,937	..	..	600	..	1,965	4,502	Males } Technical and Industrial Females } Schools.
8,974	..	..	4,538	1,516	18,952	33,980	
14,757	..	..	9,186	..	1,646	25,589	Males } Commercial Schools. Females }
2,818	..	..	..	..	..	2,813	
5,349	..	..	422	..	5,851	11,622	Males } Other Schools Females }
1,23,510	..	..	42,350	1,516	43,547	2,19,923	TOTAL.
24,25,717	916	20,737	20,11,800	1,82,680	11,85,555	58,27,405	TOTAL DIRECT EXPENDITURE.
6,20,143	..	..	1,59,666	67,794	5,33,161	13,97,764	Buildings, Furniture and Apparatus.
30,45,660	916	20,737	21,71,466	2,50,474	17,35,716	72,25,169	TOTAL EXPENDITURE ON PUBLIC INSTRUCTION.



TABLE IV-A—contd.

in British India for the official year 1921-22—contd.

EXPENDITURE FROM					GRAND TOTAL.	OBJECTS OF EXPENDITURE.
District Funds.	Municipal Funds.	Fees.	Endowments.	Subscriptions and other sources.		
19	20	21	22	23	24	1
Rs.	Rs.	Rs.	Rs.	Rs.	Rs.	
..	..	14,687	..	15,811	49,748	UNIVERSITY EDUCATION. <i>Arts Colleges.</i> Males } English. Females }
..	..	15,016	..	13,816	48,016	
..	..	1,609	..	8,905	20,161	<i>Colleges for Professional Training.</i> Males } Teaching. Females }
..	..	..	..	..	18,627	
..	..	31,262	..	38,532	1,36,652	TOTAL.
SCHOOL EDUCATION, GENERAL.						
<i>Secondary Schools.</i>						
..	2,050	8,45,498	1,02,277	2,32,873	20,81,997	High Schools for males.
..	7,141	1,59,414	11,497	2,58,359	7,01,034	Middle Schools—English—for males.
..	2,888	7,66,024	28,445	2,74,128	19,03,999	High Schools for females.
916	6,350	2,13,693	12,768	2,34,087	8,20,926	Middle Schools—English—for females.
916	18,429	10,89,629	1,66,187	10,01,447	55,07,956	TOTAL.
<i>Primary Schools.</i>						
..	878	53,463	10,439	65,193	2,10,223	For males.
..	1,430	63,250	12,727	88,573	2,54,262	For females.
..	2,308	1,16,713	23,166	1,53,766	4,64,485	TOTAL.
SCHOOL EDUCATION, SPECIAL.						
..	..	..	..	1,334	1,334	Males } Training Schools.
..	..	15,898	..	11,724	73,257	Females }
..	..	..	..	..	..	Males } Engineering and Surveying
..	..	..	..	..	..	Females } Schools.
..	..	12,206	..	3,409	61,985	Males } Technical and Industrial
..	..	600	..	1,965	8,272	Females } Schools.
..	..	4,538	1,516	18,952	33,980	Males } Commercial Schools.
..	..	9,186	..	1,646	25,589	Females }
..	..	..	..	..	17,344	Males } Other Schools.
..	..	422	..	5,851	22,280	Females }
..	..	42,350	1,516	43,547	2,43,341	TOTAL.
916	20,787	21,79,954	1,96,869	12,37,292	63,52,334	TOTAL DIRECT EXPENDITURE.
..	..	1,92,444	67,794	7,25,515	16,70,261	<i>Buildings, Furniture and Apparatus.</i>
..	..	..	..	..	1,00,821	Inspection.}
..	..	..	..	..	16,546	Scholarships held in—}
..	..	..	..	..	900	Arts Colleges.
..	..	..	..	..	7,438	Medical Colleges.
..	..	..	6,805	8,477	1,02,768	Other Professional Colleges.
..	..	..	..	..	12,954	Secondary Schools.
..	..	..	..	..	..	Primary Schools.
..	..	..	..	..	..	Medical Schools.
..	..	..	..	..	4,195	Technical and Industrial Schools.
..	..	..	..	..	4,858	Other Special Schools.
..	..	25,34,372	98,331	18,38,952	50,00,868	Miscellaneous.
..	..	25,34,372	1,04,986	13,47,429	52,51,641	TOTAL.
..	..	27,26,816	1,72,730	20,72,944	69,30,892	TOTAL INDIRECT EXPENDITURE.
916	20,787	49,06,770	3,63,599	33,10,236	1,32,78,236	TOTAL EXPENDITURE ON PUBLIC INSTRUCTION.



## Stages for instruction of pupils in public schools for general

CLASS OF SCHOOL.	Number of Schools.	Number of pupils on the rolls on 31st March.	HIGH STAGE.			
			COMPRISING ALL PUPILS WHO HAVE PASSED BEYOND THE LOWER SECONDARY (MIDDLE) STAGE, BUT HAVE NOT PASSED THE MATRICULATION EXAMINATION.			
			Males.	Females.	TOTAL.	
1	2	3	4	5	6	
<b>SECONDARY SCHOOLS.</b>						
<b>FOR MALES.</b>						
Government . . . . .	English . . . . .	872	98,467	35,070	51	35,121
	Vernacular . . . . .	55	5,346	..	..	..
Local Fund . . . . .	English . . . . .	270	46,527	5,222	15	5,237
	Vernacular . . . . .	1,770	202,356	..	..	..
Municipal Fund . . . . .	English . . . . .	202	41,556	7,798	4	7,802
	Vernacular . . . . .	73	9,662	4	..	4
Aided . . . . .	English . . . . .	2,744	461,800	106,662	306	106,968
	Vernacular . . . . .	1,349	99,086	93	..	93
Unaided . . . . .	English . . . . .	1,290	177,354	57,919	159	58,078
	Vernacular . . . . .	30	1,757	..	..	..
<b>TOTAL</b>		<b>8,154</b>	<b>1,138,911</b>	<b>212,768</b>	<b>635</b>	<b>213,303</b>
<b>FOR FEMALES.</b>						
Government . . . . .	English . . . . .	49	7,914	..	987	987
	Vernacular . . . . .	66	6,345	..	..	..
Local Fund . . . . .	English . . . . .	2	258	..	23	23
	Vernacular . . . . .	22	1,819	..	..	..
Municipal Fund . . . . .	English . . . . .	5	616	..	6	6
	Vernacular . . . . .	49	5,954	..	..	..
Aided . . . . .	English . . . . .	385	51,883	1	4,126	4,127
	Vernacular . . . . .	235	24,767	..	8	8
Unaided . . . . .	English . . . . .	19	1,967	14	151	165
	Vernacular . . . . .	3	315	..	..	..
<b>TOTAL</b>		<b>835</b>	<b>101,333</b>	<b>15</b>	<b>5,251</b>	<b>5,266</b>
<b>TOTAL SECONDARY SCHOOLS</b>		<b>8,989</b>	<b>1,240,249*</b>	<b>212,783</b>	<b>6,786</b>	<b>218,569</b>
<b>PRIMARY SCHOOLS.</b>						
<b>FOR MALES.</b>						
Government . . . . .		1,228	53,558	..	..	..
Local Fund . . . . .		42,781	2,244,156	..	..	..
Municipal Fund . . . . .		2,948	287,311	..	..	..
Aided . . . . .		78,504	2,655,340	..	..	..
Unaided . . . . .		11,974	802,521	5	..	5
<b>TOTAL</b>		<b>137,435</b>	<b>5,543,286</b>	<b>5</b>	<b>..</b>	<b>5</b>
<b>FOR FEMALES</b>						
Government . . . . .		561	43,115	..	..	..
Local Fund . . . . .		3,524	148,127	..	..	..
Municipal Fund . . . . .		1,061	81,569	..	..	..
Aided . . . . .		15,083	443,503	..	32	32
Unaided . . . . .		2,406	50,700	..	..	..
<b>TOTAL</b>		<b>22,635</b>	<b>767,014</b>	<b>..</b>	<b>32</b>	<b>32</b>
<b>TOTAL PRIMARY SCHOOLS</b>		<b>160,070</b>	<b>6,310,400</b>	<b>5</b>	<b>32</b>	<b>37</b>
<b>GRAND TOTAL</b>		<b>169,059</b>	<b>7,550,649</b>	<b>212,788</b>	<b>5,818</b>	<b>218,606</b>

TABLE V.

education in British India at the end of the official year 1921-22.

MIDDLE STAGE. COMPREHENDING ALL PUPILS WHO HAVE PASSED BEYOND THE UPPER PRIMARY STAGE, BUT (HAVE NOT PASSED BEYOND THE LOWER SECONDARY (MIDDLE) STAGE.			TOTAL SECONDARY STAGE.			CLASS OF SCHOOL.
Males.	Females.	TOTAL.	Males.	Females.	TOTAL.	
7	8	9	10	11	12	
41,430	89	41,519	78,500	140	78,640	<b>SECONDARY SCHOOLS.</b>  <b>FOR MALES.</b> English } Government. Vernacular } English } Local Fund. Vernacular } English } Municipal Fund. Vernacular } English } Aided. Vernacular } English } Unaided. Vernacular }
1,552	32	1,584	1,552	32	1,584	
20,306	114	20,420	25,523	139	25,662	
76,599	82	76,681	76,599	82	76,681	
21,068	33	21,131	23,398	37	23,435	
2,777	25	2,802	2,781	25	2,806	
169,027	1,700	170,727	275,689	2,006	277,695	
11,076	1,049	12,125	11,169	1,049	12,218	
51,440	260	51,700	109,359	419	109,778	
666	1	667	666	1	667	
396,971	3,385	399,356	608,739	3,920	612,659	<b>TOTAL.</b>
..	1,810	1,810	..	2,747	2,747	<b>FOR FEMALES.</b> English } Government. Vernacular } English } Local Fund. Vernacular } English } Municipal Fund. Vernacular } English } Aided. Vernacular } English } Unaided. Vernacular }
..	393	393	..	393	393	
..	65	65	..	88	88	
1	94	95	1	94	95	
..	123	123	..	134	134	
..	558	558	..	558	558	
251	11,310	11,561	252	15,436	15,688	
340	1,823	2,163	340	1,336	2,176	
103	546	649	117	697	814	
..	23	23	..	23	23	
695	16,755	17,450	710	22,006	22,716	<b>TOTAL.</b>
396,666	20,140	416,806	609,449	25,925	635,375	<b>TOTAL SECONDARY SCHOOLS.</b>
213	9	222	213	9	222	<b>PRIMARY SCHOOLS.</b>  <b>FOR MALES.</b> Government. Local Fund. Municipal Fund. Aided. Unaided.
5,440	101	5,541	5,440	101	5,541	
637	29	666	637	29	666	
7,084	322	7,407	7,084	323	7,407	
156	20	176	161	20	181	
13,560	482	14,042	13,565	482	14,047	
..	938	938	..	938	938	<b>FOR FEMALES.</b> Government. Local Fund. Municipal Fund. Aided. Unaided.
..	155	155	..	155	155	
..	199	199	..	199	199	
29	2,655	2,684	29	2,655	2,684	
..	8	8	..	8	8	
29	3,933	3,962	29	3,965	3,994	
13,589	4,415	18,004	13,594	4,447	18,041	<b>TOTAL PRIMARY SCHOOLS.</b>
410,255	24,555	434,810	623,043	30,373	653,416	<b>GRAND TOTAL.</b>

who are shown in tables III and III-A under colleges (vide footnote on page 10).

## Stages for instruction of pupils in public schools for general

CLASS OF SCHOOL.	UPPER PRIMARY STAGE.						LOWER PRIMARY					
	COMPRISING ALL PUPILS WHO HAVE PASSED BEYOND THE LOWER PRIMARY STAGE, BUT HAVE NOT PASSED BEYOND THE UPPER PRIMARY STAGE.						COMPRISING ALL PUPILS WHO HAVE NOT PASSED BEYOND					
				Reading Printed Books.			Not Reading Printed Books.					
	Males.	Females.	TOTAL.	Males.	Females.	TOTAL.	Males.	Females.	TOTAL.	Males.	Females.	TOTAL.
1	13	14	15	16	17	18	19	20	21	22	23	
<b>SECONDARY SCHOOLS.</b>												
<b>FOR MALES.</b>												
Government . . . . .	English . . . . .	10,895	124	11,019	5,422	192	5,614	193	1	194		
	Vernacular . . . . .	956	80	1,036	2,264	98	2,362	401	13	414		
Local Fund . . . . .	English . . . . .	7,501	96	7,597	12,620	176	12,696	510	58	577		
	Vernacular . . . . .	19,627	245	19,872	98,820	2,081	100,901	4,800	102	4,902		
Municipal Fund . . . . .	English . . . . .	4,109	18	4,127	8,417	57	8,474	19	3	22		
	Vernacular . . . . .	1,098	68	1,156	5,003	358	5,361	339	..	339		
Aided . . . . .	English . . . . .	78,784	1,660	80,424	93,623	2,493	97,116	6,125	440	6,565		
	Vernacular . . . . .	14,824	3,711	18,535	44,409	21,768	66,167	2,123	43	2,166		
Unaided . . . . .	English . . . . .	34,921	60	34,981	30,358	198	30,556	1,954	55	2,009		
	Vernacular . . . . .	250	..	250	537	..	537	253	..	253		
<b>TOTAL</b>		<b>172,940</b>	<b>6,007</b>	<b>178,947</b>	<b>301,453</b>	<b>28,411</b>	<b>329,864</b>	<b>16,726</b>	<b>715</b>	<b>17,441</b>		
<b>FOR FEMALES.</b>												
Government . . . . .	English . . . . .	..	895	895	124	3,553	3,677	29	566	695		
	Vernacular . . . . .	1	672	673	5	3,875	3,880	..	1,399	1,399		
Local Fund . . . . .	English . . . . .	..	36	36	27	66	93	..	41	41		
	Vernacular . . . . .	1	165	166	11	684	695	..	363	363		
Municipal Fund . . . . .	English . . . . .	..	78	78	19	345	364	..	40	40		
	Vernacular . . . . .	..	960	960	114	13,854	3,968	..	468	468		
Aided . . . . .	English . . . . .	662	7,813	8,475	4,857	19,536	24,393	645	2,682	3,327		
	Vernacular . . . . .	716	2,797	3,513	2,810	12,881	16,691	54	2,333	2,387		
Unaided . . . . .	English . . . . .	31	210	241	32	660	742	24	146	170		
	Vernacular . . . . .	..	50	50	..	162	162	3	77	80		
<b>TOTAL</b>		<b>1,411</b>	<b>13,676</b>	<b>15,087</b>	<b>8,049</b>	<b>46,616</b>	<b>54,685</b>	<b>755</b>	<b>8,115</b>	<b>8,870</b>		
<b>TOTAL SECONDARY SCHOOLS.</b>		<b>174,351</b>	<b>19,683</b>	<b>194,034</b>	<b>309,502</b>	<b>75,027</b>	<b>384,529</b>	<b>17,481</b>	<b>8,880</b>	<b>26,311</b>		
<b>PRIMARY SCHOOLS.</b>												
<b>FOR MALES.</b>												
Government . . . . .		4,608	44	4,652	32,158	2,172	34,330	12,538	1,816	14,354		
Local Fund . . . . .		207,104	2,099	209,203	1,284,639	83,576	1,468,215	533,019	58,148	561,197		
Municipal Fund . . . . .		26,567	144	26,711	199,297	7,973	207,275	49,028	4,101	53,129		
Aided . . . . .		79,462	7,096	86,558	1,451,643	165,791	1,617,434	337,332	108,523	943,855		
Unaided . . . . .		2,142	20	2,162	152,292	8,706	160,998	125,996	13,184	139,180		
<b>TOTAL</b>		<b>319,883</b>	<b>9,403</b>	<b>329,286</b>	<b>3,220,029</b>	<b>268,223</b>	<b>3,488,252</b>	<b>1,627,943</b>	<b>183,772</b>	<b>1,711,715</b>		
<b>FOR FEMALES.</b>												
Government . . . . .		..	2,216	2,216	326	31,529	31,855	54	8,052	8,106		
Local Fund . . . . .		11	5,031	5,042	1,166	91,860	96,026	451	46,453	46,904		
Municipal Fund . . . . .		2	3,594	3,596	370	55,338	55,768	179	21,837	22,016		
Aided . . . . .		1,511	10,432	11,943	19,983	202,470	222,453	5,082	201,331	206,413		
Unaided . . . . .		26	323	349	661	15,514	16,165	503	38,675	34,178		
<b>TOTAL</b>		<b>1,550</b>	<b>21,596</b>	<b>23,146</b>	<b>22,496</b>	<b>399,761</b>	<b>422,257</b>	<b>6,269</b>	<b>311,348</b>	<b>317,617</b>		
<b>TOTAL PRIMARY SCHOOLS</b>		<b>321,433</b>	<b>30,999</b>	<b>352,432</b>	<b>3,242,525</b>	<b>667,984</b>	<b>3,910,509</b>	<b>1,534,212</b>	<b>495,120</b>	<b>2,029,332</b>		
<b>GRAND TOTAL</b>		<b>495,784</b>	<b>50,682</b>	<b>546,466</b>	<b>6,562,027</b>	<b>743,011</b>	<b>4,295,088</b>	<b>1,551,693</b>	<b>508,950</b>	<b>2,055,643</b>		

TABLE V—contd.

education in British India at the end of the official year 1921-22—contd.

STAGE.			TOTAL PRIMARY STAGE.			GRAND TOTAL.			CLASS OF SCHOOL.
THE LOWER PRIMARY STAGE.			Males.	Females.	TOTAL.	Males.	Females.	TOTAL.	
TOTAL.									
Males.	Females.	TOTAL.							
22	23	24	25	26	27	28	29	30	1
<b>SECONDARY SCHOOLS.</b>									
<b>FOR MALES.</b>									
5,615	193	5,808	13,510	317	13,827	93,010	457	93,467	English } Government. Vernacular } Local Fund. English } Municipal Fund. Vernacular } Fund. English } Aided. Vernacular } Unaided.
2,665	111	2,776	5,921	141	6,062	5,173	173	5,346	
13,089	234	13,323	20,540	330	20,870	46,068	459	46,527	
103,620	2,133	105,753	123,247	2,423	125,670	199,340	2,510	201,850	
8,436	60	8,496	12,545	73	12,618	41,441	115	41,556	
5,342	358	5,700	6,433	421	6,854	9,216	446	9,662	
99,743	3,933	103,676	173,512	5,593	179,105	454,201	7,539	461,740	
46,533	21,801	68,334	61,350	25,512	86,862	72,525	26,561	99,086	
32,342	253	32,595	67,263	313	67,576	176,622	782	177,354	
840	..	840	1,090	..	1,090	1,756	1	1,757	
318,179	29,126	347,305	491,119	35,133	526,252	1,099,358	39,053	1,138,411	TOTAL.
<b>FOR FEMALES.</b>									
153	4,110	4,263	153	5,014	5,167	153	7,761	7,914	English } Government. Vernacular } Local Fund. English } Municipal Fund. Vernacular } Fund. English } Aided. Vernacular } Unaided.
5	5,274	5,279	6	5,946	5,952	6	6,339	6,345	
27	107	134	27	143	170	27	231	258	
11	1,047	1,058	12	1,212	1,224	13	1,306	1,319	
19	835	854	19	463	482	19	597	616	
114	4,322	4,436	114	5,282	5,396	114	5,840	5,954	
5,502	22,218	27,720	6,164	30,081	36,245	6,416	45,467	51,883	
2,964	16,214	19,178	3,590	19,011	22,601	3,920	20,847	24,767	
106	806	912	137	1,016	1,153	254	1,713	1,967	
3	239	242	3	289	292	3	312	315	
8,804	54,731	63,535	10,315	63,407	73,722	10,925	90,413	101,338	TOTAL.
326,933	33,357	410,290	501,334	163,540	664,874	1,110,733	129,466	1,240,249	TOTAL SECONDARY SCHOOLS.
<b>PRIMARY SCHOOLS.</b>									
<b>FOR MALES.</b>									
44,696	3,358	48,054	49,304	4,082	53,386	49,517	4,041	53,558	Government. Local Fund. Municipal Fund. Aided. Unaided.
1,837,633	141,724	2,029,357	2,094,792	143,323	2,238,115	2,100,232	143,924	2,244,156	
243,325	12,079	260,404	274,892	12,223	287,115	275,559	12,252	287,811	
2,238,975	272,314	2,511,289	2,368,437	279,410	2,647,847	2,375,521	279,733	2,655,254	
278,238	21,890	300,128	280,430	21,910	302,340	280,591	21,930	302,521	
4,747,972	451,995	5,199,967	5,067,855	461,398	5,529,253	5,061,420	461,880	5,523,300	TOTAL.
<b>FOR FEMALES.</b>									
380	39,531	39,911	380	41,797	42,177	380	42,735	43,115	Government. Local Fund. Municipal Fund. Aided. Unaided.
1,617	141,313	142,930	1,928	146,344	147,972	1,623	146,499	148,127	
549	77,225	77,774	551	80,319	81,370	551	81,013	81,569	
25,065	403,801	428,866	26,376	414,233	440,609	26,605	416,393	443,003	
1,154	49,139	50,293	1,180	49,512	50,692	1,180	49,520	50,700	
28,765	711,109	739,874	30,315	732,705	763,020	30,344	733,670	763,014	TOTAL.
4,776,737	1,163,104	5,939,841	5,098,170	1,194,103	6,292,273	5,111,764	1,198,550	6,310,314	TOTAL PRIMARY SCHOOLS.
5,103,720	1,246,961	6,350,681	5,599,504	1,297,843	6,897,347	6,223,547	1,323,016	7,546,563	GRAND TOTAL.

(a) Excluding 86 pupils reading purely classical languages in Assam.

Table showing the number of pupils in each stage of instruction.

1	2	3	HINDUS.		6	
			4	5		
	Europeans and Anglo-Indians.	Indian Christians.	Brahmans.	Non-Brahmans	Muham- madans.	
College stage	Males . . . . .	855	1,727	19,967	26,152	6,909
	Females . . . . .	195	468	150	299	17
High stage	Males . . . . .	1,776	5,651	62,013	104,205	29,234
	Females . . . . .	1,279	1,686	576	1,309	86
Middle stage	Males . . . . .	4,899	14,107	90,912	186,229	72,671
	Females . . . . .	4,396	8,038	1,964	5,314	812
Upper primary stage	Males . . . . .	3,461	13,908	91,368	248,434	78,598
	Females . . . . .	3,867	8,664	5,866	15,151	3,898
Lower primary stage	Males . . . . .	11,236	118,465	458,731	2,627,229	1,231,798
	Females . . . . .	10,984	76,335	145,125	554,363	296,233
Special schools	Males . . . . .	1,020	4,327	33,292	28,239	40,805
	Females . . . . .	907	3,991	1,734	2,081	1,304
Private institutions	Males . . . . .	40	4,708	24,139	142,063	156,438
	Females . . . . .	23	2,456	3,192	13,807	49,878
GRAND TOTAL . . . . .	MALES . . . . .	22,987	162,293	790,312	3,364,551	1,616,448
	FEMALES . . . . .	21,651	101,538	153,807	592,414	349,223
	TOTAL . . . . .	44,638	263,831	944,119	3,956,965	1,965,671

TABLE V-A.

classified according to sex, race or creed.

Buddhists.	Parais.	Others.	Total of columns 2-9.	Depressed classes.	Total of columns 10-11.	
7	8	9	10	11	12	1
811	788	1,179	57,288	822	57,610	Males
8	56	32	1,225	2	1,227	Females
						} College stage.
1,296	2,505	3,217	209,896	2,892	212,788	Males
100	595	147	5,778	40	5,818	Females
						} High stage.
18,821	2,465	16,569	408,173	7,082	410,255	Males
1,804	1,436	487	24,101	454	24,555	Females
						} Middle stage.
31,592	630	11,723	479,305	16,479	495,784	Males
9,792	556	1,782	49,476	1,206	50,682	Females
						} Upper primary stage.
141,897	2,552	81,886	4,673,789	429,981	5,103,720	Males
85,892	2,706	12,785	1,182,374	64,587	1,246,961	Females
						} Lower primary stage.
10,032	514	806	119,035	2,105	121,140	Males
724	126	157	11,033	566	11,599	Females
						} Special schools.
297,283	58	5,699	550,522	11,017	561,545	Males
5,685	24	904	76,059	1,521	77,580	Females
						} Private institutions.
406,332	10,512	120,529	6,492,964	469,878	4,962,842	MALES
103,806	6,568	16,244	1,350,046	68,376	1,418,422	FEMALES
						} GRAND TOTALS
509,138	17,070	136,773	7,843,010	538,254	8,381,264*	TOTAL

\* Excluding 86 pupils reading purely classical languages in Assam.



TABLE VI.

British India during the official year 1921-22.

PASSED.			RACE OR CREED OF PASSED SCHOLARS.									NATURE OF EXAMINATION.
Other Institutions.	Private students.	TOTAL.	European and Anglo-Indians.	Indian Christians.	HINDUS.			Buddhists.	Parsis.	Others.		
13	14	15	16	17	Brahmans.	Non-Brahmans.	Muhammadians.	21	22	23	1	
..	6	6	..	..	3	3	..	..	..	..	Males } ARTS COLLEGES. Females } Doctor of Philo- sophy.	
..	5	5	..	..	2	3	..	..	..	..	Males * } Doctor of Science. Females }	
66	414	306	4	13	274	379	99	..	..	37	Males } Master of Arts. Females }	
..	5	6	1	..	1	2	1	..	..	1	..	
12	37	136	..	1	34	84	11	..	..	6	Males } Master of Science. Females }	
..	..	..	..	..	..	..	..	..	..	..	..	
52	94	919	1	35	214	540	83	..	27	19	Males } Bachelor of Arts Females } (Honours).	
..	1	25	2	6	1	9	1	..	2	3	..	
..	13	136	..	8	101	24	2	..	..	1	Males } Bachelor of Arts Females } (Honours), Part I.	
..	..	9	..	2	3	4	..	..	..	..	..	
976	684	3,276	5	51	621	1,874	541	35	25	124	Males } Bachelor of Arts Females } (Pass).	
..	1	50	7	12	6	22	1	..	..	2	..	
..	478	(a)1,123	..	..	..	..	..	..	..	..	Males } Bachelor of Arts Females } (Pass), Part I.	
..	11	(a)46	..	..	..	..	..	..	..	..	..	
..	561	(a)1,222	..	..	..	..	..	..	..	..	Males } Bachelor of Arts Females } (Pass), Part II.	
..	19	(a)58	..	..	..	..	..	..	..	..	..	
15	32	183	..	..	42	126	4	..	..	11	Males } Bachelor of Science Females } (Honours).	
..	..	..	..	..	..	..	..	..	..	..	..	
132	68	598	9	9	132	362	33	13	14	22	Males } Bachelor of Science Females } (Pass).	
..	..	1	..	..	..	..	..	..	1	..	..	
1,280	1,204	(a)6,192	13	79	930	2,376	597	21	50	240	Males } Intermediate in Arts. Females }	
4	48	(a)192	14	13	16	69	1	..	4	4	..	
811	106	2,476	13	44	539	1,398	209	23	18	177	Males } Intermediate in Science. Females }	
..	..	3	2	..	..	1	..	..	..	..	..	
..	..	..	..	..	..	..	..	..	..	..	Males } Intermediate in Arts, Females } Part I.	
..	..	..	..	..	..	..	..	..	..	..	Males } Intermediate in Arts, Females } Part II.	
..	1	1	..	..	..	..	1	..	..	..	Males } ORIENTAL COLLEGES. Females } Master of Oriental Learning.	
..	..	..	..	..	..	..	..	..	..	..	Males } Bachelor of Oriental Females } Learning.	
..	..	..	..	..	..	..	..	..	..	..	Males } Intermediate, Oriental Females } Faculty.	
1,003	139	(a)1,600	..	..	1,534	85	..	..	..	..	Males } Sanskrit Females }	
..	6	20	..	..	12	8	..	..	..	..	Males } Vidvan Females }	
..	9	58	..	..	..	..	59	..	..	..	Males } Arabic Females }	
..	68	94	..	..	2	6	85	..	..	1	Males } Persian Females }	
..	..	..	..	..	..	..	..	..	..	..	Males } Pashto Females }	
..	..	..	..	..	..	..	..	..	..	..	Males } Pali Females }	
..	4	4	..	..	3	1	..	..	..	..	Males } Hindi Females }	
..	6	6	..	..	..	1	5	..	..	..	Males } Urdu Females }	

Title examinations conducted by Universities or taken by students from institutions of Collegiate grade.

of some students in Madras is not available.



## Results of the prescribed examinations in

NATURE OF EXAMINATION.	NUMBER OF INSTITUTIONS SENDING EXAMINEES.				NUMBER OF EXAMINEES.					NUMBER	
	Institutions under Public management.	Aided institutions.	Other institutions.	TOTAL.	Institutions under Public management.	Aided institutions.	Other institutions.	Private students.	TOTAL.	Institutions under Public management.	Aided institutions.
1	2	3	4	5	6	7	8	9	10	11	12
<b>ORIENTAL COLLEGES—contd.</b>											
Title examinations conducted by Universities or taken by students from institutions of Collegiate grade.	Punjab	1		1		4		68	70		4
	Gurmukhi										
	Bengali										
<b>COLLEGES FOR PROFESSIONAL TRAINING.</b>											
<i>Law.</i>											
Doctor of Law	Males							1	1		
	Females							45	45		
Master of Law	Males	1		1							
	Females										
Bachelor of Law	Males	9		12	21	2,064	1,177	283	3,519	1,060	
	Females										
Bachelor of Commerce	Males	1		1		57			57	31	
<i>Medicine.</i>											
Doctor of Medicine or Surgery	Males	2		2	2			5	7	1	
	Females										
Doctor of Hygiene	Males										
	Females	1		1	2			1	3		
Master of Surgery	Males										
	Females										
Master of Obstetrics	Males										
	Females										
Bachelor of Medicine or Surgery	Males	6	1	7	805	32			838	366	80
	Females	1		1	17				17	10	
	Males	2	1	3	312	171			483	155	93
	Females										
First M. B. Examination	Males	1		1	8				8	4	
	Females				6				6	1	
Bachelor of Hygiene	Males										
	Females	1		1	35				35	10	
Final Membership	Males	1		1	7				7	5	
	Females										
Bachelor of Sanitary Science	Males	1		1							
	Females										
D. P. H.	Males	2		2	10				10	7	
	Females										
Preliminary Scientific Examination in Medicine.	Males	2	5	7	323	183			506	227	101
	Females				7				7	4	
Licentiate of Medicine and Surgery	Males	1	1	2	50	10			60	23	9
	Females		1	1		13			13		12
<i>Engineering.</i>											
Master of Civil Engineering	Males										
	Females	3		3	96				96	59	
Bachelor of Civil Engineering	Males										
	Females	2		2	24				24	9	
Bachelor of Mechanical Engineering	Males	1		1	61				61	51	
	Females										
Licentiate of Civil Engineering	Males										
	Females										
<b>EXAMINATIONS NOT CONDUCTED BY UNIVERSITIES FOR—</b>											
Civil Engineers	Males	2		2	39				39	39	
	Females	1		1	4				4	4	
Electrical Engineers	Males										
	Females	2		2	25				25	25	
Mechanical Engineers	Males	1		1	89				89	88	
	Females										
Upper Subordinates	Males	2		2	111				111	102	
	Females										
Lower Subordinates	Males										
	Females	5		5	28				28	8	
P. W. D. Accountants	Males										
	Females				16				16	16	
Industrial Classes	Males										
Engineering College Intermediate Examination.	Males		1	1				97	97		
	Females										
B.Sc. Examination, Part I	Males							16	16		
	Females										
<i>Teaching.</i>											
Post-graduate degrees or licences	Males	9	1	11	451	40	66	89	646	383	31
	Females	1		1	3	22	10	1	24	20	7
	Males	8	2	10	262	37		28	327	228	20
	Females		3	3	4	3	31	1	35		22

(a) Information in regard to race or creed (cols. 16 to 22)

TABLE VI—contd.

British India during the official year 1921-22—contd.

PASSED.		RACE OR CREED OF PASSED SCHOLARS.										NATURE OF EXAMINATION.
Other institutions.	Private students.	TOTAL.	Europeans and Anglo-Indians.	Indian Christians.	HINDUS.			Buddhists.	Parsis.	Others.		
13	14	15	16	17	Brahmins.	Non-Brahmins.	Muslims.	21	22	23	1	
..	39	43	..	..	..	1	..	..	..	42	Males } Punjabi } Title examinations conducted by Universities or taken by students from institutions of College grade.	
..	..	..	..	..	..	..	..	..	..	..	Females } Gurumukhi }	
..	..	..	..	..	..	..	..	..	..	..	Males } Bengali }	
..	..	..	..	..	..	..	..	..	..	..	Females }	
..	..	..	..	..	..	..	..	..	..	..	COLLEGES FOR PROFESSIONAL TRAINING*	
..	..	..	..	..	..	..	..	..	..	..	Law.	
..	..	..	..	..	..	..	..	..	..	..	Males } Doctor of Law.	
..	11	11	..	..	8	3	..	..	..	..	Females } Master of Law.	
654	191	1,935	7	29	533	1088	196	14	15	54	Males } Bachelor of Law.	
..	..	31	..	3	..	25	..	..	3	..	Females } Bachelor of Commerce.	
..	..	..	..	..	..	..	..	..	..	..	Males. } Medicine.	
..	4	5	..	..	..	3	1	..	..	1	Males } Doctor of Medicine or Surgery.	
..	..	..	..	..	..	..	..	..	..	..	Females } Doctor of Hygiene.	
..	..	..	..	..	..	..	..	..	..	..	Males } Master of Surgery.	
..	..	..	..	..	..	..	..	..	..	..	Females } Master of Obstetrics.	
..	..	396	..	22	83	252	16	..	16	7	Males } Bachelor of Medicine or Surgery.	
..	..	10	1	5	..	3	..	..	1	..	Females } First M. R. Examination.	
..	..	248	..	3	66	165	14	..	..	1	Males } Bachelor of Hygiene.	
..	..	4	..	1	..	..	1	..	..	..	Females } Final Membership.	
..	..	1	..	..	..	..	..	..	..	..	Males } Bachelor of Sanitary Science.	
..	10	..	..	..	5	4	1	..	..	..	Females } D. P. H.	
..	5	..	..	1	3	1	..	..	..	..	Males } Preliminary Scientific Examination in Medicine.	
..	7	..	..	..	2	4	1	..	..	..	Females } Licentiate of Medicine and Surgery.	
..	..	328	..	1	97	201	24	..	1	4	Males } Master of Civil Engineering.	
..	..	4	..	3	..	1	..	..	..	..	Females } Bachelor of Civil Engineering.	
..	..	31	5	8	14	3	..	..	..	..	Males } Bachelor of Mechanical Engineering.	
..	..	12	2	4	1	1	..	..	..	4	Females } Licentiate of Civil Engineering	
..	..	..	..	..	..	..	..	..	..	..	EXAMINATIONS NOT CONDUCTED BY UNIVERSITIES FOR—	
..	..	53	2	2	11	34	..	..	4	..	Males } Civil Engineers.	
..	..	9	..	..	2	6	1	..	..	..	Females } Electrical Engineers.	
..	..	61	3	2	15	28	1	..	1	1	Males } Mechanical Engineers.	
..	..	..	..	..	..	..	..	..	..	..	Females } Upper Subordinates.	
..	..	..	..	..	..	..	..	..	..	..	Males } Lower Subordinates.	
..	..	..	..	..	..	..	..	..	..	..	Females } P. W. D Accountants.	
64	..	16	..	1	6	3	..	..	..	..	Males } Industrial Classes.	
..	..	64	..	..	21	43	..	..	..	..	Engineering College Intermediate Examination.	
16	..	15	..	..	5	10	..	..	..	..	B.Sc. Examination, Part I.	
47	63	(a)533	..	6	96	184	45	..	11	..	Males } Post-graduate degrees or licences.	
1	1	(a)29	3	4	1	3	..	..	1	2	Females } Under-graduate licences or diplomas.	
1	10	258	6	1	45	134	52	..	..	20	Males }	
..	..	23	17	3	..	5	..	..	..	..	Females }	

of some students in Madras is not available.

## Results of the prescribed examinations in

NATURE OF EXAMINATION.	NUMBER OF INSTITUTIONS SENDING EXAMINEES.				NUMBER OF EXAMINEES.					NUMBER	
	Institutions under Public management.	Aided institutions.	Other institutions.	TOTAL.	Institutions under Public management.	Aided institutions.	Other institutions.	Private students.	TOTAL.	Institutions under Public management.	Aided institutions.
1	2	3	4	5	6	7	8	9	10	11	12
<i>Agriculture.</i>											
Master of Agriculture. { Males .. .. .	..	..	..	..	..	..	..	..	2	..	..
{ Females .. .. .	..	..	..	..	..	..	..	..	..	..	..
Bachelor of Agriculture. { Males .. .. .	3	..	..	3	70	..	..	..	70	63	..
{ Females .. .. .	..	..	..	..	..	..	..	..	..	..	..
Licentiate of Agriculture. { Males .. .. .	2	..	..	2	72	..	..	..	72	62	..
{ Females .. .. .	..	..	..	..	..	..	..	..	..	..	..
Veterinary Examinations. { Males .. .. .	4	..	..	4	208	..	..	..	208	171	..
{ Females .. .. .	..	..	..	..	..	..	..	..	..	..	..
Commercial Examinations. { Males .. .. .	6	6	37	48	288	110	994	51	1,443	190	41
{ Females .. .. .	..	..	2	2	..	..	3	4	7	..	..
Technological Examinations. { Males .. .. .	..	5	..	5	..	63	..	..	63	..	51
SCHOOLS FOR GENERAL EDUCATION.											
Matriculation. { Males .. .. .	157	605	479	1,241	5,041	13,627	11,243	1,285	31,196	3,765	9,777
{ Females .. .. .	7	17	2	26	44	111	9	98	262	40	98
School final or leaving certificate. { Males .. .. .	242	618	46	803	6,827	15,095	927	1,407	24,256	4,764	11,610
{ Females .. .. .	12	47	9	68	89	423	39	4	555	87	307
Elementary School Certificates Examination for Europeans. { Males .. .. .	..	9	1	10	..	105	1	..	106	..	67
{ Females .. .. .	..	10	2	12	..	98	5	..	103	..	73
B Final examination. { Males .. .. .	5	..	..	5	47	..	..	..	47	18	..
{ Females .. .. .	..	..	..	..	..	..	..	..	..	..	..
Supplementary class Final Examination for Europeans. { Males .. .. .	..	5	..	5	..	29	..	..	29	..	26
{ Females .. .. .	..	5	..	5	..	16	..	..	16	..	15
Vernacular high examination. { Males .. .. .	9	8	..	15	120	40	..	189	299	80	80
{ Females .. .. .	..	2	..	2	..	30	..	4	34	..	17
High school examination for Europeans. { Males .. .. .	3	29	..	32	47	225	..	1	273	31	118
{ Females .. .. .	2	52	1	55	6	205	1	3	215	6	154
Cambridge higher examination. { Males .. .. .	..	3	..	3	..	9	..	1	10	..	4
{ Females .. .. .	..	4	..	4	..	14	..	..	14	..	10
Cambridge senior examination. { Males .. .. .	2	37	3	42	6	292	43	59	400	5	155
{ Females .. .. .	1	45	2	48	1	202	15	1	219	..	118
Cambridge junior examination. { Males .. .. .	2	33	1	36	15	382	6	4	407	12	218
{ Females .. .. .	1	59	4	64	2	303	16	2	323	8	137
Cambridge preliminary examination. { Males .. .. .	..	22	1	23	..	248	3	..	251	..	188
{ Females .. .. .	..	34	1	35	..	188	3	..	191	..	180
High School scholarship and Entrance Examination. { Males .. .. .	88	85	2	125	1,764	418	13	..	2,190	987	226
{ Females .. .. .	1	4	1	6	13	23	2	..	38	8	13
Anglo-vernacular middle examination. { Males .. .. .	257	1,832	1,065	3,154	5,780	25,358	16,487	77	47,652	4,405	19,558
{ Females .. .. .	17	93	6	116	220	915	39	3	1,177	141	728
Anglo-vernacular Lower Standard Examination. { Males .. .. .	..	..	..	..	..	..	..	..	..	..	..
{ Females .. .. .	..	..	..	..	..	..	..	..	..	..	..
Vernacular final or middle examination. { Males .. .. .	2,598	1,121	142	3,861	22,293	3,695	802	5,021	81,811	13,466	1,987
{ Females .. .. .	75	131	1	207	807	449	4	338	1,096	187	350
Middle examination for Europeans. { Males .. .. .	3	35	..	38	86	430	..	..	516	86	223
{ Females .. .. .	2	70	..	72	19	394	..	..	413	13	279
English Middle Examination. { Males .. .. .	..	33	1	34	..	193	5	12	210	..	152
{ Females .. .. .	..	1	..	1	..	21	..	..	21	..	13
Lower Secondary Examination. { Males .. .. .	12,509	9,870	1,105	23,485	75,121	53,297	16,975	79	145,471	50,203	41,909
{ Females .. .. .	386	922	11	1,319	1,422	3,801	19	60	5,302	952	2,815
Upper primary examination. { Males .. .. .	11,872	38,048	2,444	52,364	68,141	154,523	14,324	..	237,488	45,933	108,941
{ Females .. .. .	991	4,524	218	5,723	4,454	13,624	409	4	18,487	2,980	9,663

TABLE VI—contd.

British India during the official year 1921-22—contd.

PASSED			RACE OR CREED OF PASSED SCHOLARS.									NATURE OF EXAMINATION.
Other institutions.	Private students.	TOTAL.	Europeans and Anglo-Indians.	Indian Christians.	HINDUS.		Muhammadians.	Buddhists.	Parsees.	Others.		
13	14	15	16	17	Brahmans.	Non-Brahmans.	20	21	22	23	1	
..	2	2	..	..	..	2	..	..	..	..	Males } <i>Agriculture.</i> Females } Master of Agriculture.	
..	..	63	..	4	..	41	11	..	..	7	Males } Bachelor of Agriculture. Females }	
..	..	62	..	1	6	25	19	..	..	11	Males } Licentiate of Agriculture. Females }	
..	..	171	..	3	45	47	60	..	1	15	Males } <i>Veterinary Examination.</i> Females }	
241	14	436	18	17	136	225	24	..	60	18	Males } <i>Commercial Examination.</i> Females }	
..	..	51	..	4	16	25	..	3	3	..	Males } <i>Technological Examinations.</i> Females }	
SCHOOLS FOR GENERAL EDUCATION.												
8,076	661	22,209	5	212	5,264	11,901	3,907	106	7	867	Males } Matriculation. Females }	
8	72	218	..	71	35	83	11	..	2	16	..	
508	769	17,651	1	1,036	6,715	8,037	1,287	161	200	104	Males } School final or leaving Females } certificate.	
22	3	418	2	238	18	112	7	14	21	6	..	
1	..	68	68	..	..	..	..	..	..	..	Males } Elementary School Certificate Examination for Europeans. Females }	
4	..	77	77	..	..	..	..	..	..	..	..	
..	..	16	..	..	7	8	3	..	..	..	Males } B. F. Final examination. Females }	
..	..	26	26	..	..	..	..	..	..	..	Males } Supplementary Final Examination for Europeans. Females }	
..	..	15	15	..	..	..	..	..	..	..	..	
..	27	146	..	12	..	13	3	118	..	..	Males } Vernacular high examination. Females }	
..	2	19	..	14	..	..	..	5	..	..	..	
..	..	149	129	5	..	5	2	6	1	1	Males } High school examination for Europeans. Females }	
..	2	162	149	4	..	3	2	..	2	2	..	
..	1	5	5	..	..	..	..	..	..	..	Males } Cambridge higher examination. Females }	
..	..	10	10	..	..	..	..	..	..	..	..	
27	19	206	162	4	7	15	6	1	7	4	Males } Cambridge senior examination. Females }	
7	1	126	107	11	..	2	..	..	3	3	..	
3	..	233	220	1	1	5	1	..	1	4	Males } Cambridge junior examination. Females }	
4	..	149	129	12	..	2	..	..	..	6	..	
3	..	191	184	3	2	..	..	..	..	2	Males } Cambridge preliminary examination. Females }	
2	..	132	107	16	1	4	..	..	1	3	..	
2	..	1,215	..	18	613	451	119	1	3	10	Males } High School Scholarship and Entrance Examination. Females }	
1	..	27	..	18	3	1	..	..	..	..	..	
13,965	19	37,947	29	857	9,332	21,516	5,946	648	377	242	Males } Anglo-vernacular middle examination. Females }	
53	1	903	26	236	98	217	18	44	146	68	..	
..	..	..	..	..	..	..	..	..	..	..	Males } Anglo-vernacular Lower Standard Examination. Females }	
..	..	..	..	..	..	..	..	..	..	..	..	
425	1,365	17,243	..	123	4,559	7,727	3,310	937	23	535	Males } Vernacular final or middle examination. Females }	
..	170	707	8	141	64	229	110	102	..	63	..	
..	..	259	207	10	..	5	2	23	3	6	Males } Middle examination for Europeans. Females }	
..	..	232	273	3	1	3	1	1	1	4	..	
5	8	165	..	139	6	17	12	..	..	..	Females } English Middle Examination. Males }	
..	..	13	..	7	4	1	1	..	..	..	Males } Lower Secondary Examinations. Females }	
14,583	55	103,749	301	2,768	21,347	54,373	16,887	8,913	32	2,130	Males } Upper primary examination. Females }	
10	37	3,814	235	806	437	1,127	181	941	3	84	..	
11,227	..	16,121	1	5,419	20,259	77,039	37,676	23,296	593	2,126	Males } Lower primary examination. Females }	
273	..	12,941	4	942	1,752	5,145	2,052	2,722	265	59	..	

## Results of the prescribed examinations in

NATURE OF EXAMINATION.	NUMBER OF INSTITUTIONS SENDING EXAMINEES.				NUMBER OF EXAMINEES.					NUMBERS	
	Institutions under Public manage- ment.	Aided Institutions.	Other Institutions.	TOTAL.	Institutions under Public manage- ment.	Aided Institutions.	Other Institutions.	Private students.	TOTAL.	Institutions under Public manage- ment.	Aided Institutions.
1	2	3	4	5	6	7	8	9	10	11	12
<b>SCHOOLS FOR SPECIAL INSTRUCTION.</b>											
<b>Training school examinations for masters—</b>											
Secondary . . . . .	56	15	1	72	1,765	216	5	581	2,547	1,399	100
Primary . . . . .	754	23	2	779	15,424	1,150	13	3,258	19,846	11,917	666
<b>Training school examinations for mistresses—</b>											
Secondary . . . . .	14	24	2	40	105	159	13	21	298	65	153
Primary . . . . .	40	46	1	86	1,028	917	4	85	2,084	731	597
<b>Teachers examinations for those who are not students of a training school.</b>											
Males	9	93	..	102	9	88	..	16	113	5	44
Females	2	10	..	13	4	21	..	..	25	2	18
<b>School of Art examinations—</b>											
Males	389	479	70	938	2,785	3,007	415	3,821	10,028	1,529	1,536
Females	15	61	17	93	77	378	54	8	517	43	100
<b>Engineering school examinations.</b>											
Males	5	15	..	20	180	122	..	..	302	143	54
Females	..	..	..	..	..	..	..	..	..	..	..
<b>Overseer examinations .</b>											
Males	4	..	..	4	66	..	..	..	66	55	..
<b>Examination in Surveying</b>											
Males	21	1	..	22	367	19	..	73	456	217	16
Females	..	..	..	..	..	..	..	..	..	..	..
<b>Sub-Overseer examination.</b>											
Males	..	..	..	..	..	..	..	..	..	..	..
<b>Lower Subordinate examination.</b>											
Males	4	..	..	4	90	..	..	..	90	54	..
<b>Industrial school examination.</b>											
Males	26	10	..	36	591	185	..	407	1,183	533	153
Females	2	1	..	3	16	51	..	..	67	13	35
<b>Commercial school examination.</b>											
Males	1	6	3	9	78	264	65	134	541	58	195
Females	..	2	..	2	..	24	..	..	24	..	20
<b>Agricultural school examination.</b>											
Males	2	2	..	4	59	2	..	..	62	45	2
Females	..	..	..	..	..	..	..	..	..	..	..
<b>Title or other Oriental examinations conducted by authorities other than Universities or taken by students in institutions of non-collegiate grade.</b>											
Sanskrit	7	252	308	567	172	926	1,406	388	2,992	112	446
Females	..	1	1	2	..	1	1	..	2	..	1
Arabic	1	..	..	1	6	..	..	..	6	2	..
Females	..	..	..	..	..	..	..	..	..	..	..
Persian	..	..	..	..	..	..	..	..	..	..	..
Females	..	..	..	..	..	..	..	..	..	..	..
Pali	..	..	..	..	..	..	..	..	..	..	..
Females	..	..	..	..	..	..	..	..	..	..	..
<b>Other school examinations</b>											
Males	57	483	251	741	2,387	1,490	933	672	5,482	1,499	968
Females	4	..	..	4	18	..	..	..	18	10	..

TABLE VI—concl'd.

British India during the official year 1921-22—concl'd.

PASSED.			RACE OR CREED OF PASSED SCHOLARS.									NATURE OF EXAMINATION.
Other institutions.	Private students.	TOTAL.	European and Anglo-Indians.	Indian Christians.	HINDU.		Muslims.	Buddhists.	Parsis.	Others.		
13	14	15	16	17	Brahmins.)	Non-Brahmins.)	20	21	22	23	1	
2	281	1,842	9	103	733	580	353	62	..	47	SCHOOLS FOR SPECIAL INSTRUCTION. Training school examinations for masters—	
12	1,401	13,396	..	665	4,144	5,845	2,537	4	..	201	Secondary.	
13	15	266	28	150	24	29	23	8	..	4	Primary.	
2	63	1,393	16	685	181	341	103	1	1	45	Training school examinations for mistresses—	
..	6	55	2	4	16	4	5	24	..	..	Secondary.	
..	..	20	8	4	..	..	..	5	3	..	Primary.	
213	2,459	5,737	115	734	1,721	2,499	519	9	111	29	Males } Teachers examinations for those who are not students of a training school.	
18	4	224	57	54	18	32	5	..	44	4	Females } School of Art examinations.	
..	..	197	8	15	44	75	26	19	..	10	Males } Engineering school examination.	
..	..	..	..	..	..	..	..	..	..	..	Females }	
..	..	55	5	..	16	29	5	..	..	..	Males } Overseer examinations.	
..	36	269	..	..	13	62	7	137	..	..	Males } Examination in Surveying.	
..	..	..	..	..	..	..	..	..	..	..	Females }	
..	..	..	..	..	..	..	..	..	..	..	Males } Sub-Overseer examinations.	
..	..	54	1	..	15	31	7	..	..	..	Males } Lower Subordinate examinations.	
..	386	1,072	25	173	81	539	229	..	..	25	Males } Industrial school examination.	
..	..	48	..	44	..	..	4	..	..	..	Females }	
54	99	406	16	25	95	229	36	..	5	..	Males } Commercial school examination.	
..	..	20	20	..	..	..	..	..	..	..	Females }	
..	..	47	..	..	6	12	22	..	..	7	Males } Agricultural school examination.	
..	..	..	..	..	..	..	..	..	..	..	Females }	
614	142	1,344	..	..	1,204	80	..	..	..	..	Males } Sanskrit	
1	..	2	..	1	..	1	..	..	..	..	Females }	
..	..	3	..	..	..	..	3	..	..	..	Males } Arabic	
..	..	..	..	..	..	..	..	..	..	..	Females }	
..	..	..	..	..	..	..	..	..	..	..	Males } Persian.	
..	..	..	..	..	..	..	..	..	..	..	Females }	
..	..	..	..	..	..	..	..	..	..	..	Males } Pali	
..	..	..	..	..	..	..	..	..	..	..	Females }	
554	340	3,376	17	74	1,296	1,483	424	104	5	23	Males } Other school examinations	
..	..	10	..	4	2	4	..	..	..	..	Females }	

## Return showing the distribution of Local Board and Municipal Expenditure

OBJECTS OF EXPENDITURE.	EXPENDITURE OF LOCAL							
	IN INSTITUTIONS MANAGED							
	Number of Institutions.	Number of Scholars on the rolls on 31st March.	Average number on the rolls monthly during the year.	Average daily attendance.	Provincial Grants.	Local Fund.	Municipal Grants.	
1	2	3	4	5	6	7	8	
<b>UNIVERSITY EDUCATION.</b>								
<i>Arts Colleges.</i>								
English . . . . .	Males	..	..	..	..	..	..	
	Females	..	..	..	..	..	..	
Oriental . . . . .	Males	1	70	71	67	..	..	
	Females	..	..	..	..	..	..	
<i>Colleges or Departments of Colleges for Professional Training.</i>								
Law . . . . .	Males	..	..	..	..	..	..	
	Females	..	..	..	..	..	..	
Medicine . . . . .	Males	..	..	..	..	..	..	
	Females	..	..	..	..	..	..	
Engineering . . . . .	Males	..	..	..	..	..	..	
	Females	..	..	..	..	..	..	
Teaching . . . . .	Males	..	..	..	..	..	..	
	Females	..	..	..	..	..	..	
Agriculture . . . . .	Males	..	..	..	..	..	..	
	Females	..	..	..	..	..	..	
<b>TOTAL</b> . . . . .	<b>1</b>	<b>70</b>	<b>71</b>	<b>67</b>	<b>..</b>	<b>..</b>	<b>..</b>	
<b>SCHOOL EDUCATION, GENERAL.</b>								
<i>Secondary Schools.</i>								
High Schools for males . . . . .	81	22,397	23,211	20,276	1,51,867	3,02,321	6,370	
Middle Schools for males {	English	189	24,130	23,653	20,811	2,49,586	3,00,427	11,118
	Vernacular	1,770	202,356	158,839	161,030	18,13,815	14,25,466	16,618
High Schools for females . . . . .	2	258	260	204	..	19,387	..	
Middle Schools for females {	English	..	..	..	..	..	..	
	Vernacular	22	1,319	1,238	885	7,974	19,200	2,060
<b>TOTAL</b> . . . . .	<b>2,064</b>	<b>250,460</b>	<b>237,221</b>	<b>203,006</b>	<b>22,27,742</b>	<b>20,66,801</b>	<b>36,161</b>	
<i>Primary Schools.</i>								
For males . . . . .	42,781	2,244,156	2,128,181	1,593,317	1,66,47,413	50,74,100	68,578	
For females . . . . .	3,524	148,127	142,689	103,061	11,84,133	5,49,384	13,904	
<b>TOTAL</b> . . . . .	<b>46,305</b>	<b>2,392,283</b>	<b>2,270,820</b>	<b>1,701,878</b>	<b>1,78,31,546</b>	<b>56,23,484</b>	<b>82,482</b>	

TABLE VII.

on Public Instruction in British India for the official year 1921-22.

BOARDS ON PUBLIC INSTRUCTION.								OBJECTS OF EXPENDITURE.
BY LOCAL BOARDS.			TOTAL.	IN INSTITUTIONS MANAGED BY				
Fees.	Endowments.	Subscriptions and other sources.		Government.	Municipal Boards.	Private persons or Associations.	Total Local Boards' expenditure on Public Instruction.	
9.	10.	11.	12.	13.	14.	15.	16.	1.
Rs.	Rs.	Rs.	Rs.	Rs.	Rs.	Rs.	Rs.	UNIVERSITY EDUCATION.
..	..	..	..	..	..	17,500	17,500	<i>Arts Colleges.</i>
..	..	..	..	..	..	..	..	Males } English.
..	..	..	..	..	..	..	..	Females }
..	15,428	..	15,428	..	..	..	..	Males } Oriental.
..	..	..	..	..	..	..	..	Females }
..	..	..	..	..	..	..	..	<i>Colleges or Departments of Colleges for Professional Training.</i>
..	..	..	..	..	..	..	..	Males } Law.
..	..	..	..	..	..	..	..	Females }
..	..	..	..	..	..	..	..	Males } Medicine
..	..	..	..	..	..	..	..	Females }
..	..	..	..	..	..	..	..	Males } Engineering.
..	..	..	..	..	..	..	..	Females }
..	..	..	..	7,102	..	..	7,102	Males } Teaching.
..	..	..	..	..	..	..	..	Females }
..	..	..	..	..	..	..	..	Males } Agriculture.
..	..	..	..	..	..	..	..	Females }
..	15,428	..	15,428	7,102	..	17,500	24,602	TOTAL.
4,93,634	11,710	11,157	9,77,050	4,341	7,492	34,214	3,48,568	SCHOOL EDUCATION, GENERAL.
2,93,859	5,059	20,324	8,80,378	4,046	14,980	2,17,742	5,37,995	<i>Secondary Schools.</i>
3,70,010	7,493	14,806	36,47,203	..	4,572	6,25,935	19,55,973	High Schools for males.
1,700	1,700	..	22,847	..	..	..	19,987	English } Middle Schools for males.
..	..	..	..	..	180	3,538	3,718	Vernacular }
202	..	..	29,436	..	634	52,466	72,302	High Schools for females.
..	..	..	..	..	..	..	..	English } Middle Schools for females.
..	..	..	..	..	..	..	..	Vernacular }
11,59,405	26,022	45,787	55,56,918	8,387	27,860	8,33,895	29,36,948	TOTAL.
8,09,862	83,568	61,069	2,27,44,500	15,159	60,276	27,10,897	78,60,432	<i>Primary Schools.</i>
7,211	3,777	1,888	17,60,297	457	6,149	5,51,477	11,07,467	For males.
..	..	..	..	..	..	..	..	For females.
8,17,073	87,345	62,967	2,45,04,887	15,616	66,425	32,62,374	89,67,899	TOTAL.



## Return showing the distribution of Local Board and Municipal Expenditure

OBJECTS OF EXPENDITURE.	EXPENDITURE OF LOCAL						
	IN INSTITUTIONS MANAGED						
	Number of Institutions.	Number of Scholars on the rolls on 31st March.	Average number on the rolls monthly during the year.	Average daily attendance.	Provincial Grants.	Local Fund.	Municipal Grants.
1	2	3	4	5	6	7	8
<b>SCHOOL EDUCATION, SPECIAL.</b>					Rs.	Rs.	Rs.
Training Schools	{ Males 463 Females 3	{ 3,951 9	{ 4,017 9	{ 3,754 9	{ 5,58,139 972	{ 2,88,055 1,309	{ 618 ..
Schools of Art	{ Males .. Females ..	{ .. ..	{ .. ..	{ .. ..	{ .. ..	{ .. ..	{ .. ..
Law Schools	{ Males .. Females ..	{ .. ..	{ .. ..	{ .. ..	{ .. ..	{ .. ..	{ .. ..
Medical Schools	{ Males .. Females ..	{ .. ..	{ .. ..	{ .. ..	{ .. ..	{ .. ..	{ .. ..
Engineering and Surveying Schools	{ Males .. Females ..	{ .. ..	{ .. ..	{ .. ..	{ .. ..	{ .. ..	{ .. ..
Technical and Industrial Schools.	{ Males 22 Females ..	{ 1,758 ..	{ 1,601 ..	{ 1,281 ..	{ 30,945 ..	{ 83,517 ..	{ 7,792 ..
Commercial Schools	{ Males .. Females ..	{ .. ..	{ .. ..	{ .. ..	{ .. ..	{ .. ..	{ .. ..
Agricultural Schools	{ Males .. Females ..	{ .. ..	{ .. ..	{ .. ..	{ .. ..	{ .. ..	{ .. ..
Other Schools	{ Males 11 Females 1	{ 401 35	{ 383 35	{ 327 27	{ 495 ..	{ 4,708 179	{ 1,870 ..
<b>TOTAL</b>	<b>500</b>	<b>6,154</b>	<b>6,045</b>	<b>5,398</b>	<b>5,93,551</b>	<b>3,77,766</b>	<b>10,080</b>
<b>TOTAL DIRECT EXPENDITURE</b>	<b>48,870</b>	<b>2,345,967</b>	<b>2,514,157</b>	<b>1,909,349</b>	<b>2,06,44,839</b>	<b>83,68,051</b>	<b>1,28,723</b>
<i>Buildings, furniture and apparatus</i>	..	..	..	..	21,94,548	29,33,870	7,390
University	..	..	..	..	..	..	..
Inspection	..	..	..	..	..	..	..
Scholarships held in—							
Arts Colleges	..	..	..	..	..	..	..
Medical Colleges	..	..	..	..	..	..	..
Other Professional Colleges	..	..	..	..	..	..	..
Secondary Schools	..	..	..	..	..	..	..
Primary Schools	..	..	..	..	..	..	..
Medical Schools	..	..	..	..	..	..	..
Technical and Industrial Schools	..	..	..	..	..	..	..
Other Special Schools	..	..	..	..	..	..	..
Miscellaneous	..	..	..	..	..	..	..
<b>TOTAL INDIRECT EXPENDITURE.</b>	<b>..</b>	<b>..</b>	<b>..</b>	<b>..</b>	<b>21,94,548</b>	<b>29,33,870</b>	<b>7,030</b>
<b>GRAND TOTAL</b>	<b>48,870</b>	<b>2,648,967</b>	<b>2,514,157</b>	<b>1,909,849</b>	<b>2,28,39,387</b>	<b>1,10,01,921</b>	<b>1,35,813</b>

TABLE VII—*contd.*on Public Instruction in British India for the official year 1921-22—*contd.*

## BOARDS ON PUBLIC INSTRUCTION.

BY LOCAL BOARDS.			TOTAL.	IN INSTITUTIONS MANAGED BY			Total Local Boards' expenditure on Public Instruction.	OBJECTS OF EXPENDITURE.
Fees.	Endowments.	Subscriptions and other sources.		Government.	Municipal Board.	Private persons or Associations.		
9	10	11	12	13	14	15	16	1
Rs.	Rs.	Rs.	Rs.	Rs.	Rs.	Rs.	Rs.	
2	..	1,420	8,48,234	89,747	..	1,027	3,78,829	SCHOOL EDUCATION, SPECIAL.
..	..	..	2,281	10,568	..	122	11,994	Males } Training Schools.
..	..	..	..	..	..	420	420	Females } Schools of Art.
..	..	..	..	..	..	..	..	Males } Law Schools.
..	..	..	..	..	..	..	..	Females } Schools.
..	..	..	..	2,750	..	..	2,750	Males } Medical Schools.
..	..	..	..	..	..	550	550	Females } Schools.
..	..	..	..	..	..	950	950	Males } Engineering and Surveying Schools.
..	..	..	..	..	..	..	..	Females } Schools.
9,997	1,084	38,195	1,71,530	5,359	1,500	13,041	1,03,417	Males } Technical and Industrial Schools.
..	..	..	..	..	..	4,198	4,198	Females } Schools.
..	..	..	..	..	..	..	..	Males } Commercial Schools.
..	..	..	..	..	..	..	..	Females } Schools.
..	..	..	..	288	..	..	288	Males } Agricultural Schools.
..	..	..	..	..	..	..	..	Females } Schools.
..	..	..	6,871	5,892	12	46,819	59,420	Males } Other Schools.
..	..	2	181	..	..	92	271	Females } Schools.
9,999	1,084	39,617	10,29,097	1,14,509	1,512	69,219	5,63,096	TOTAL.
19,86,477	1,29,879	1,48,361	3,11,06,830	1,45,704	95,797	41,82,988	1,24,92,540	TOTAL DIRECT EXPENDITURE.
8,038	17,562	25,775	51,86,883	13,212	811	1,31,661	30,79,554	Buildings, furniture and apparatus University.
..	..	..	..	..	..	..	75	Inspection.
..	..	..	..	..	..	..	2,22,425	Scholarships held in—
..	..	..	..	..	..	..	16,941	Arts Colleges.
..	..	..	..	..	..	..	4,273	Medical Colleges.
..	..	..	..	..	..	..	33,265	Other Professional Colleges.
..	..	..	..	..	..	..	2,60,898	Secondary Schools.
..	..	..	..	..	..	..	1,33,860	Primary Schools.
..	..	..	..	..	..	..	4,516	Medical Schools.
..	..	..	..	..	..	..	35,320	Technical and Industrial Schools.
..	..	..	..	..	..	..	14,734	Other Special Schools.
..	..	..	..	..	..	..	5,27,886	Miscellaneous.
8,038	17,562	25,775	51,86,883	13,212	811	1,31,661	43,93,547	TOTAL INDIRECT EXPENDITURE.
19,94,515	1,47,441	1,74,136	3,62,93,213	1,58,916	96,608	43,14,649	1,68,26,087	GRAND TOTAL.

## Return showing the distribution of Local Board and Municipal Expenditure on

OBJECTS OF EXPENDITURE.		EXPENDITURE OF MUNICIPAL BOARD							
		IN INSTITUTIONS MANAGED							
1	2	3	4	5	6	7	8	9	
	Number of Institutions.	Number of Scholars on the rolls on 31st March.	Average number on the roll monthly during the year.	Average daily attendance.	Provincial Grants.	Municipal rates.	Local Boards' Grants.	Fees.	
<b>UNIVERSITY EDUCATION.</b>					Rs.	Rs.	Rs.	Rs.	
<i>Arts Colleges.</i>									
English	Males	2	226	223	220	20,143	5,165	..	9,309
	Females	..	..	..	..	..	..	..	..
Oriental	Males	..	..	..	..	..	..	..	..
	Females	..	..	..	..	..	..	..	..
<i>Colleges or Departments of Colleges for Professional Training.</i>									
LAW	Males	..	..	..	..	..	..	..	..
	Females	..	..	..	..	..	..	..	..
Medicine	Males	..	..	..	..	..	..	..	..
	Females	..	..	..	..	..	..	..	..
Engineering	Males	..	..	..	..	..	..	..	..
	Females	..	..	..	..	..	..	..	..
Teaching	Males	..	..	..	..	..	..	..	..
	Females	..	..	..	..	..	..	..	..
Agriculture.	Males	..	..	..	..	..	..	..	..
	Females	..	..	..	..	..	..	..	..
<b>TOTAL</b>		2	226	223	220	20,143	5,165	..	9,309
<b>SCHOOL EDUCATION, GENERAL.</b>									
<i>Secondary Schools.</i>									
High Schools for males		65	22,627	22,356	19,541	2,02,034	1,97,967	7,492	5,21,914
Middle Schools for males	English	140	19,216	18,708	16,068	1,83,765	3,09,918	14,980	2,02,989
	Vernacular	69	9,315	9,261	7,468	50,339	1,21,057	4,572	18,837
High Schools for females		1	156	188	147	..	22,177	..	..
Middle Schools for females	English	4	460	495	369	15,636	15,423	180	1,921
	Vernacular	49	5,954	5,789	4,724	25,549	1,16,060	636	2,164
<b>TOTAL</b>		328	57,788	56,797	48,337	4,75,323	7,82,597	27,860	7,47,325
<i>Primary Schools.</i>									
For males		2,948	287,811	285,168	219,578	19,86,485	30,38,761	60,276	1,70,581
For females		1,061	81,569	79,847	58,432	4,79,993	11,81,070	6,149	15,700
<b>TOTAL</b>		4,009	369,380	365,015	278,010	24,66,478	42,19,831	66,425	1,86,281

TABLE VII—contd.

## Public Instruction in British India for the official year 1921-22—contd.

ON PUBLIC INSTRUCTION.							Total Expenditure of Local and Municipal Boards on Public Instruction.	OBJECTS OF EXPENDITURE.
BY MUNICIPAL BOARDS.			IN INSTITUTIONS MANAGED BY			Total Municipal Expenditure on Public Instruction.		
Endowments.	Subscriptions and other sources.	TOTAL.	Government.	Local Boards.	Private persons or Associations.			
10	11	12	13	14	15	16	17	1
Rs.	Rs.	Rs.	Rs.	Rs.	Rs.	Rs.	Rs.	
1,832	1,107	37,556	1,605	..	22,288	29,058	46,558	UNIVERSITY EDUCATION.
..	..	..	..	..	..	..	..	Arts Colleges.
..	..	..	..	..	600	600	600	Males } English.
..	..	..	..	..	..	..	..	Females } English.
..	..	..	..	..	..	..	..	Males } Oriental.
..	..	..	..	..	..	..	..	Females } Oriental.
..	..	..	..	..	..	..	..	Colleges or Departments of Colleges for Professional Training.
..	..	..	..	..	..	..	..	Males } Law.
..	..	..	..	..	..	..	..	Females } Law.
..	..	..	..	..	1,625	1,625	1,625	Males } Medicine.
..	..	..	..	..	..	..	..	Females } Medicine.
..	..	..	..	..	..	..	..	Males } Engineering.
..	..	..	..	..	..	..	..	Females } Engineering.
..	..	..	578	..	..	578	7,580	Males } Teaching.
..	..	..	..	..	..	..	..	Females } Teaching.
..	..	..	..	..	..	..	..	Males } Agriculture.
..	..	..	..	..	..	..	..	Females } Agriculture.
1,832	1,107	37,556	2,183	..	24,513	31,861	56,463	TOTAL.
1,794	12,998	9,44,199	20,488	6,870	1,22,750	3,47,575	6,95,943	SCHOOL EDUCATION, GENERAL.
1,740	4,119	7,17,506	..	11,118	52,222	3,73,253	9,10,448	Secondary Schools.
..	124	1,94,929	..	16,618	1,87,445	3,25,115	22,81,088	High Schools for males.
..	..	22,177	..	..	28,487	50,664	70,061	English } Middle Schools for males.
..	50	81,210	777	..	20,719	36,919	40,637	Vernacular } Middle Schools for males.
150	367	1,44,926	18	2,060	1,02,727	2,20,865	2,93,167	High Schools for females.
..	..	..	..	..	..	..	..	English } Middle Schools for females.
..	..	..	..	..	..	..	..	Vernacular } Middle Schools for females.
3,684	17,658	20,54,947	21,288	36,161	5,14,350	12,54,391	42,91,334	TOTAL.
1,275	36,648	52,96,021	..	68,578	5,00,833	86,08,172	1,14,68,604	Primary Schools.
926	15,967	10,99,805	80	13,904	2,48,459	14,43,468	23,50,930	For males.
..	..	..	..	..	..	..	..	For females.
2,201	52,610	69,95,826	80	82,482	7,49,292	50,51,635	1,40,19,534	TOTAL.

Return showing the distribution of Local Board and Municipal Expenditure on

OBJECTS OF EXPENDITURE	EXPENDITURE OF MUNICIPAL BOARDS							
	IN INSTITUTIONS MANAGED							
	Number of Institutions.	Number of Scholars on the rolls on 31st March.	Average number on the rolls monthly during the year.	Average daily attendance.	Provincial Grants.	Municipal rates.	Local Boards' Grants.	Fees.
1	2	3	4	5	6	7	8	9
SCHOOL EDUCATION, SPECIAL.					Rs.	Rs.	Rs.	Rs.
Training Schools	13	120	116	116	2,571	15,878	..	..
{ Males								
{ Females	4	42	46	83	5,568	3,793	..	..
Schools of Art	..	..	..	..	..	..	..	..
{ Males	..	..	..	..	..	..	..	..
{ Females	..	..	..	..	..	..	..	..
Law Schools	..	..	..	..	..	..	..	..
{ Males	..	..	..	..	..	..	..	..
{ Females	..	..	..	..	..	..	..	..
Medical Schools	..	..	..	..	..	..	..	..
{ Males	..	..	..	..	..	..	..	..
{ Females	..	..	..	..	..	..	..	..
Engineering and Surveying Schools.	..	..	..	..	..	..	..	..
{ Males	..	..	..	..	..	..	..	..
{ Females	..	..	..	..	..	..	..	..
Technical and Industrial Schools.	15	1,012	970	810	24,992	41,165	1,500	1,684
{ Males	..	..	..	..	..	..	..	..
{ Females	..	..	..	..	..	..	..	..
Commercial Schools.	..	..	..	..	..	..	..	..
{ Males	..	..	..	..	..	..	..	..
{ Females	..	..	..	..	..	..	..	..
Agricultural Schools.	..	..	..	..	..	..	..	..
{ Males	..	..	..	..	..	..	..	..
{ Females	..	..	..	..	..	..	..	..
Other Schools	11	423	400	279	6,610	5,382	12	286
{ Males	..	..	..	..	..	..	..	..
{ Females	..	..	..	..	..	..	..	..
TOTAL	43	1,597	1,532	1,240	39,831	66,213	1,512	2,070
TOTAL DIRECT EXPENDITURE	4,382	428,991	423,567	327,807	30,03,575	50,73,806	95,797	9,45,485
Buildings, furniture and apparatus.	..	..	..	..	2,06,471	9,59,240	811	3,051
University	..	..	..	..	..	..	..	..
Inspection	..	..	..	..	..	..	..	..
Scholarships held in—								
Arts Colleges	..	..	..	..	..	..	..	..
Medical Colleges	..	..	..	..	..	..	..	..
Other Professional Colleges	..	..	..	..	..	..	..	..
Secondary Schools	..	..	..	..	..	..	..	..
Primary Schools	..	..	..	..	..	..	..	..
Medical Schools	..	..	..	..	..	..	..	..
Technical and Industrial Schools.	..	..	..	..	..	..	..	..
Other Special Schools	..	..	..	..	..	..	..	..
Miscellaneous	..	..	..	..	..	..	..	..
TOTAL INDIRECT EXPENDITURE.	..	..	..	..	2,06,471	9,59,240	811	3,051
GRAND TOTAL	4,382	428,991	423,567	327,807	32,10,046	60,33,046	96,608	9,48,536

TABLE VII—concl'd.

## Public Instruction in British India for the official year 1921-22—concl'd.

ON PUBLIC INSTRUCTION.							Total Expenditure of Local and Municipal Boards on Public Instruction.	OBJECTS OF EXPENDITURE.
BY MUNICIPAL BOARDS.			IN INSTITUTIONS MANAGED BY			Total Municipal Expenditure on Public Instruction.		
Endowments.	Subscriptions and other sources.	TOTAL.	Government.	Local Boards.	Private persons or Associations.			
10	11	12	13	14	15	16	17	1
Rs.	Rs.	Rs.	Rs.	Rs.	Rs.	Rs.	Rs.	
..	..	18,444	19,580	618	..	36,021	4,14,850	SCHOOL EDUCATION, SPECIAL;
..	..	9,351	7,417	..	4,521	15,731	27,725	Males } Training Schools.
..	..	..	..	..	500	500	920	Females } Schools of Art.
..	..	..	..	..	..	..	..	Males } Law Schools.
..	..	..	..	..	..	..	..	Females } Law Schools.
..	..	..	..	..	..	..	2,750	Males } Medical Schools.
..	..	..	..	..	..	..	550	Females } Medical Schools.
..	..	..	..	..	100	100	1,050	Males } Engineering and Surveying Schools.
..	..	..	..	..	..	..	..	Females } Engineering and Surveying Schools.
2,284	951	72,576	1,815	7,792	31,004	81,776	1,85,193	Males } Technical and Industrial Schools.
..	..	..	..	..	2,702	2,702	6,900	Females } Technical and Industrial Schools.
..	..	..	..	..	4,108	4,108	4,108	Males } Commercial Schools.
..	..	..	..	..	..	..	..	Females } Commercial Schools.
..	..	..	..	..	..	..	288	Males } Agricultural Schools.
..	..	..	..	..	..	..	..	Females } Agricultural Schools.
..	112	12,402	2,500	1,670	31,554	41,106	1,00,535	Males } Other Schools.
..	..	..	..	..	2,630	2,630	2,901	Females } Other Schools.
2,284	1,063	1,12,773	31,262	10,090	77,110	1,84,674	7,47,770	TOTAL.
10,001	72,438	92,01,102	54,758	1,29,723	19,65,274	66,22,561	1,91,15,101	TOTAL DIRECT EXPENDITURE.
..	29,768	11,99,336	610	7,090	50,281	10,17,221	40,96,775	Buildings, furniture and apparatus.
..	..	..	..	..	..	..	75	University.
..	..	..	..	..	..	43,830	2,60,255	Inspection.
..	..	..	..	..	..	3,996	20,037	Scholarships held in—
..	..	..	..	..	..	..	..	Arts Colleges.
..	..	..	..	..	..	380	4,653	Medical Colleges.
..	..	..	..	..	..	3,620	35,885	Other Professional Colleges.
..	..	..	..	..	..	37,273	2,97,971	Secondary Schools.
..	..	..	..	..	..	10,996	1,44,856	Primary Schools.
..	..	..	..	..	..	174	4,690	Medical Schools.
..	..	..	..	..	..	7,308	42,628	Technical and Industrial Schools.
..	..	..	..	..	..	2,784	17,518	Other Special Schools.
..	..	..	..	..	..	1,54,920	6,82,806	Miscellaneous.
..	29,763	11,99,336	610	7,090	50,281	12,82,502	56,16,049	TOTAL INDIRECT EXPENDITURE.
10,001	1,02,201	1,04,00,438	55,368	1,36,813	14,15,555	79,05,063	2,47,31,150	GRAND TOTAL.

## GENERAL

*Attendance and expenditure in hostels*

1	NUMBER OF		NUMBER OF BOARDERS WHO ARE STUDENTS			
	Hostels or Boarding Houses.	Boarders.	Arts Colleges.	Colleges for Professional Training.	Secondary Schools.	Primary Schools.
2	3	4	5	6	7	
<b>MANAGED BY GOVERNMENT—</b>						
Males . . . .	849	33,311	3,863	3,198	11,225	478
Females . . . .	77	2,417	218	81	860	135
<b>MANAGED BY LOCAL OR MUNICIPAL BOARDS—</b>						
Males . . . .	1,328	26,441	71	..	22,704	1,411
Females . . . .	2	37	..	..	..	33
<b>AIDED BY GOVERNMENT OR BY LOCAL OR MUNICIPAL BOARDS—</b>						
Males . . . .	1,130	42,951	3,127	50	30,027	8,080
Females . . . .	318	18,748	137	227	11,364	5,841
<b>UNAIDED—</b>						
Males . . . .	1,052	42,110	7,647	1,555	23,866	6,337
Females . . . .	213	14,540	204	88	7,436	5,753
<b>TOTAL—</b>						
Males . . . .	4,359	144,813	14,708	4,803	87,822	16,306
Females . . . .	610	35,742	559	396	19,660	11,762
<b>GRAND TOTAL</b> .	<b>4,969</b>	<b>180,555</b>	<b>15,267</b>	<b>5,199</b>	<b>107,482</b>	<b>28,068</b>

TABLE VIII.

of boarding houses for the official year 1921-22.

OF	CAPITAL EXPENDITURE FROM					TOTAL.	---
	Special Schools.	Provincial Revenues.	Local or Municipal Funds.	Endowments.	Subscriptions and other sources.		
8	9	10	11	12	13	14	1
	Rs.	Rs.	Rs.	Rs.	Rs.	Rs.	MANAGED BY GOVERNMENT—
14,547	3,39,668	846	8,116	4,024	56,843	4,09,497	Males.
1,123	30,944	..	..	233	1,112	32,289	Females.
							MANAGED BY LOCAL OR MUNICIPAL BOARDS—
2,255	32,345	63,031	147	6,254	2,167	1,03,944	Males.
4	..	..	..	..	..	..	Females.
							AIDED BY GOVERNMENT OR BY LOCAL OR MUNICIPAL BOARDS—
1,667	1,95,607	65,629	71,633	2,64,843	1,71,211	7,68,923	Males.
1,179	58,843	1,450	5,064	1,14,875	24,725	2,04,957	Females.
							UNAIDED—
2,705	32,303	6,279	1,96,070	1,80,148	60,466	4,75,266	Males.
1,059	..	..	200	91,252	1,910	93,362	Females.
							TOTAL—
21,174	5,99,923	1,35,785	2,75,966	4,55,269	2,90,687	17,57,630	Males.
3,365	89,787	1,450	5,264	2,06,360	27,747	3,30,608	Females.
24,539	6,89,710	1,37,235	2,81,230	6,61,629	3,18,434	20,88,238	GRAND TOTAL.



## Number and qualification of teachers in

		IN PRIMARY SCHOOLS.						IN MIDDLE SCHOOLS.						
		Government.	Board.	Municipal.	Aided.	Unaided.	TOTAL.	Government.	Board.	Municipal.	Aided.	Unaided.	TOTAL.	
1		2	3	4	5	6	7	8	9	10	11	12	13	
In Schools for Indians.	Teachers of vernacular.	Trained	1,155	38,757	6,898	20,689	1,114	67,613	499	7,873	765	5,306	906	15,348
		Untrained	889	81,002	5,767	65,229	10,787	113,673	247	1,934	362	4,924	1,072	8,529
	TOTAL	2,043	69,759	11,665	85,918	11,901	181,286	746	9,807	1,127	10,229	1,978	23,877	
	Anglo-Vernacular Teachers and Teachers of classical languages.	Trained	1,560	12,872	2,290	11,176	423	28,311	464	755	278	1,670	132	3,299
		Untrained	542	5,623	641	29,073	3,024	38,908	314	417	549	4,725	1,645	7,680
		TOTAL	2,092	18,509	2,931	40,249	3,447	67,219	778	1,202	827	6,395	1,777	10,979
		Possessing a degree.	1	..	..	13	2	16	103	137	105	495	110	950
		Possessing no degree	2,091	18,500	2,931	40,236	3,445	67,208	675	1,065	722	5,900	1,667	10,029
	TOTAL	2,092	18,500	2,931	40,249	3,447	67,219	778	1,202	827	6,395	1,777	10,979	
	In Schools for Europeans.	..	Trained	4	..	..	272	3	279	12	..	..	583	10
Untrained			..	..	..	253	3	256	1	..	..	492	39	531
TOTAL			4	..	..	525	6	535	13	..	..	1,075	49	1,127
		Possessing a degree	..	..	..	5	..	5	2	..	..	37	13	52
		Possessing no degree	4	..	..	520	6	530	11	..	..	1,038	36	1,085
TOTAL		4	..	..	525	6	535	13	..	..	1,075	49	1,127	
GRAND TOTAL OF ALL TEACHERS.		4,139	98,259	14,596	126,692	15,354	249,046	1,537	11,009	1,954	17,699	3,304	36,006	

TABLE IX.

British India for the official year 1921-22.

IN HIGH SCHOOLS.						IN COLLEGES.						GRAND TOTAL.		
Government.	Board.	Municipal.	Aided.	Unaided.	TOTAL.	Government.	Board.	Municipal.	Aided.	Unaided.	TOTAL.			
14	15	16	17	18	19	20	21	22	23	24	25	26	1	
576	60	126	1,629	591	2,976	4	2	..	..	..	6	85,943	Trained	Teachers of vernacular.
307	16	39	1,095	720	2,177	3	..	2	7	2	14	124,403	Untrained	
877	76	165	2,724	1,311	5,153	7	2	2	7	2	20	210,346	TOTAL.	
2,332	749	510	4,359	214	8,164	204	9	2	320	20	555	40,329	Trained	Anglo-Vernacular Teachers and Teachers of classical languages.
1,798	361	440	8,926	5,861	17,381	624	12	16	1,164	369	2,185	66,154	Untrained	
4,125	1,110	950	13,285	6,075	25,545	828	21	18	1,484	389	2,740	106,483	TOTAL	
1,934	324	303	4,519	2,112	9,192	760	5	12	1,215	357	2,389	12,497	Possessing a degree	In Schools for Indians.
2,191	786	647	8,766	3,963	16,353	78	16	6	269	32	401	93,986	Possessing no degree	
4,125	1,110	950	13,285	6,075	25,545	828	21	18	1,484	389	2,740	106,483	TOTAL.	
58	..	..	1,036	32	1,126	..	..	..	29	..	29	2,039	Trained	In Schools for Europeans.
19	..	..	787	55	861	..	..	..	21	..	21	1,670	Untrained	
77	..	..	1,823	87	1,987	..	..	..	50	..	50	3,709	TOTAL	
16	..	..	295	11	322	..	..	..	21	..	21	400	Possessing a degree	..
61	..	..	1,528	76	1,665	..	..	..	29	..	29	3,309	Possessing no degree	
77	..	..	1,823	87	1,987	..	..	..	50	..	50	3,709	TOTAL.	
5,079	1,186	1,115	17,832	7,473	32,685	835	23	20	1,541	391	2,810	320,538	GRAND TOTAL OF ALL TEACHERS.	

## GENERAL

## Classification of pupils by ages in

Ages.	SCHOOLS FOR GENERAL									
	INFANTS.		I.	II.	III.	IV.	V.	VI.	VII.	VIII.
	A.	B.								
1	2	3	4	5	6	7	8	9	10	11
Below 5 . . .	128,385	20,498	32,225	61	11	..	..	..	..	..
5 to 6 . . .	354,263	269,377	124,786	4,443	306	5	6	..	..	..
6 to 7 . . .	431,209	880,025	221,890	33,690	4,442	217	27	..	..	..
7 to 8 . . .	312,055	377,747	274,991	97,137	25,029	2,647	218	1	..	1
8 to 9 . . .	179,104	282,840	294,759	158,685	62,940	16,216	1,280	129	4	..
9 to 10 . . .	99,068	164,780	231,126	183,458	104,859	40,831	8,868	639	70	6
10 to 11 . . .	53,423	100,607	159,269	161,769	118,686	63,728	25,510	4,583	736	30
11 to 12 . . .	26,920	54,508	97,066	118,716	111,018	75,065	42,614	17,100	3,735	361
12 to 13 . . .	12,115	28,463	56,898	75,532	87,414	67,476	50,140	27,379	13,814	8,227
13 to 14 . . .	5,879	14,814	28,366	42,612	56,843	50,555	44,658	31,354	21,264	10,531
14 to 15 . . .	3,042	8,351	13,906	20,585	32,362	30,219	32,526	23,332	23,228	16,801
15 to 16 . . .	2,121	5,332	6,978	9,630	16,971	16,419	20,332	21,378	20,296	16,221
16 to 17 . . .	1,631	4,233	3,890	4,832	7,995	7,727	10,509	13,736	14,897	13,605
17 to 18 . . .	1,596	3,288	2,671	2,386	3,369	3,222	5,207	7,532	8,543	8,272
18 to 19 . . .	1,256	3,053	2,202	1,494	1,562	1,287	2,013	3,566	4,361	4,651
19 to 20 . . .	1,176	2,598	2,108	1,233	742	559	765	1,577	1,834	1,995
Over 20 . . .	2,822	6,163	3,883	2,500	1,025	502	449	773	1,107	3
ALL AGES . . .	1,610,065	1,723,662	1,555,915	923,693	635,604	376,675	245,612	158,129	113,799	76,684

TABLE X.

British India for 1921-22.

EDUCATION.			ARTS COLLEGE.							TOTAL.	GRAND TOTAL.	Ages.
IX.	X.	TOTAL.	1st year.	2nd year.	3rd year.	4th year.	5th year.	6th year or Post Graduate Class.				
13	14	15	16	17	18	19	20	21	22	1		
..	..	181,181	..	..	..	..	..	..	181,181	Below 5.		
..	..	753,186	..	..	..	..	..	..	753,186	5 to 6.		
..	..	1,071,500	..	..	..	..	..	..	1,071,500	6 to 7.		
..	..	1,089,826	..	..	..	..	..	..	1,089,826	7 to 8.		
..	..	995,857	..	..	..	..	..	..	995,857	8 to 9.		
..	..	838,675	..	..	..	..	..	..	838,675	9 to 10.		
2	..	688,343	..	..	..	..	..	..	688,343	10 to 11.		
18	..	547,121	..	..	..	..	..	..	547,121	11 to 12.		
173	10	421,671	..	..	..	..	..	..	421,671	12 to 13.		
1,025	159	308,960	..	..	..	..	..	..	308,960	13 to 14.		
8,559	1,791	219,602	..	..	..	..	..	..	219,602	14 to 15.		
13,464	3,047	157,719	118	11	..	..	..	129	157,848	15 to 16.		
13,259	13,606	109,830	1,846	234	2	..	..	2,082	111,912	16 to 17.		
10,438	12,979	69,603	4,093	1,571	71	5	..	5,740	75,343	17 to 18.		
6,632	10,585	42,667	3,585	3,547	904	125	..	8,161	50,828	18 to 19.		
3,478	7,248	23,313	2,756	3,229	2,061	1,115	9	1	9,174	34,487	19 to 20.	
2,977	6,372	28,656	2,558	4,901	4,141	6,361	719	413	19,188	47,839	over 20.	
60,075	60,797	7,549,710	14,956	18,588	7,179	7,609	728	414	44,469	7,594,179	ALL AGES.	

---

---

PART II.  
APPENDICES.

---

---

## Institutions maintained

PROVINCE.		NUMBER OF MISSION INSTITUTIONS AND THEIR					
		Colleges.	High Schools.	Middle English Schools.	Middle Vernacular Schools.	Primary Schools.	Training Institutions for Teachers
Madras	Institutions	16	102	85	..	6,872	32
	Scholars	3,924	41,561	12,875	..	278,299	2,267
Bombay	Institutions	2	47	43	..	640	12
	Scholars	1,587	11,746	4,778	..	31,722	252
Bengal	Institutions	5	24	38	16	763	12
	Scholars	2,459	6,847	4,258	1,597	27,411	216
United Provinces	Institutions	8	50	61	8	129	12
	Scholars	1,132	9,717	5,555	397	6,669	110
Punjab	Institutions	4	18	19	7	211	1
	Scholars	1,136	7,630	3,556	771	10,022	14
Burma	Institutions	1	44	69	76	196	20
	Scholars	135	12,394	8,819	4,784	6,010	422
Bihar and Orissa	Institutions	1	9	23	10	879	8
	Scholars	116	2,635	3,288	1,585	23,474	151
Central Provinces and Berar.	Institutions	1	17	23	28	194	8
	Scholars	134	627	1,663	3,087	12,566	373
Assam	Institutions	..	3	16	1	690	4
	Scholars	..	648	1,784	108	17,329	81
North-West Frontier Province.	Institutions	1	3	..	..	2	..
	Scholars	65	1,415	..	..	129	..
Coorg	Institutions	..	..	1	..	6	..
	Scholars	..	..	141	..	356	..
Delhi	Institutions	1	3	2	2	15	..
	Scholars	233	538	220	190	668	..
Ajmer-Merwara	Institutions	..	5	3	2	34	1
	Scholars	..	1,024	218	197	1,302	5
Baluchistan	Institutions	..	..	..	1	2	..
	Scholars	..	..	..	62	78	..
Bangalore	Institutions	2	3	6	4	39	2
	Scholars	790	1,770	1,072	575	2,849	81
TOTALS	Institutions	42	333	389	155	10,672	112
	Scholars	11,711	98,462	46,247	13,353	412,873	3,978
TOTALS	Institutions	42	309	398	136	9,269	75
	Scholars	11,579	97,147	52,757	11,943	353,697	2,097

## DIX I.

## by Missions, 1921-22.

SCHOLARS.		EXPENDITURE ON MISSION INSTITUTIONS.					
Other special Institutions.	TOTAL.	From Government Funds.	From Board Funds.	From Fees.	From Mission Funds.	From other Sources.	TOTAL.
		Rs.	Rs.	Rs.	Rs.	Rs.	Rs.
36 1,689	7,143 325,615	18,86,964	4,589	16,39,649	27,53,011	1,40,759	64,24,866
15 482	759 50,567	6,29,581	14,400	7,37,620	4,17,069	5,59,264	23,58,834
25 1,371	853 44,159	2,93,591	27,299	4,40,345	2,39,918	3,32,314	13,33,457
30 1,083	288 22,613	9,07,772	28,818	7,22,728	3,87,275	3,79,559	24,26,153
3 402	263 23,531	2,88,945	49,714	2,86,146	2,85,472	86,720	9,87,017
2 101	408 32,665	11,33,788	84,518	7,17,717	1,59,624	1,94,979	22,22,636
13 788	556 32,037	1,33,881	53,408	94,211	2,47,994	16,838	5,46,323
..	276 18,350	2,36,886	8,242	1,22,860	2,64,223	1,19,714	7,51,925
4 30	718 19,980	50,357	360	6,678	1,38,354	1,009	1,97,858
..	6 1,099	38,583	3,694	20,010	41,650	7,112	1,11,949
..	7 495	3,720	945	2,114	6,875	..	13,654
..	23 1,949	68,533	-2,295	38,836	1,80,324	1,349	2,81,537
..	45 2,746	17,495	2,940	46,437	62,208	2,957	1,32,637
..	3 140	1,443	1,658	41	2,193	78	5,413
1 26	68 7,133	2,17,790	2,946	1,75,295	1,91,436	..	5,87,517
131 5,922	11,534 594,530	59,04,349	2,81,328	50,50,687	53,78,581	18,45,240	1,24,60,189
242 5,729	10,461 533,964	37,82,753	4,64,089	45,71,934	38,27,311	11,54,390	1,33,00,467

## APPENDIX II.

## Mission Institutions for Girls, 1921-22.

PROVINCS.	COLLEGES.			SECONDARY SCHOOLS.			PRIMARY SCHOOLS.			SPECIAL SCHOOLS.			TOTALS.		
	Institutions.	Scholars.	Expenditure.	Institutions.	Scholars.	Expenditure.	Institutions.	Scholars.	Expenditure.	Institutions.	Scholars.	Expenditure.	Institutions.	Scholars.	Expenditure.
		Rs.		Rs.		Rs.		Rs.		Rs.		Rs.			Rs.
Madras	3	157	67,384	65	10,048	6,87,404	561	49,023	5,85,215	32	1,518	1,69,430	661	59,746	15,09,483
Bombay	..	..	..	39	5,960	5,02,727	115	9,061	2,14,382	17	366	79,476	171	15,087	8,50,685
Bengal	..	..	..	30	3,981	2,50,469	212	11,007	1,04,908	32	981	1,14,339	276	10,129	5,60,921
United Provinces	3	51	62,121	31	3,603	2,45,489	44	1,808	29,299	11	122	28,192	89	5,584	3,61,051
Punjab	..	..	..	20	2,127	..	42	2,309	..	6	493	..	68	4,904	..
Burma	..	..	..	55	7,709	5,53,983	34	1,540	21,364	5	145	58,973	94	9,394	6,35,320
Siber and Orissa	..	..	..	15	2,382	1,47,662	118	6,782	73,037	19	579	24,348	149	9,723	2,47,947
Central Provinces and Bihar.	..	..	..	23	1,700	..	47	2,544	..	6	401	..	76	4,645	..
Assam	..	..	..	10	1,445	47,498	6	263	12,081	2	34	2,141	17	1,742	52,320
North-West Frontier Province.	..	..	..	..	..	..	2	134	3,610	..	..	..	2	134	3,610
Coorg	..	..	..	..	..	..	1	40	..	..	..	..	1	40	..
Delhi	..	..	..	4	458	166,623	1	57	1882	..	..	..	6	588	87,555
Ajmer-Merwara.	..	..	..	4	378	19,351	4	157	6,889	1	7	h	9	542	19,240
Baluchistan	..	..	..	1	62	13,050	..	..	..	..	..	..	1	62	3,956
Bangalore	..	317	25,209	6	1,171	78,816	14	1,429	29,418	..	..	12,778	24	3,012	1,41,221
INDIA	10	660	1,92,819	303	40,724	26,52,088	1,200	85,104	11,29,765	131	4,809	4,92,967	1,644	131,387	44,66,269

\* Information not available.

† Excludes expenditure on one primary school. ‡ Includes indirect charges also.

§ Government grant only.

|| Included under Secondary Schools. ¶ Excluding expenditure on the Boarding House (Rs. 1,183).



---

PART III.  
SUPPLEMENTAL TABLES.

---

## SUPPLEMENTAL TABLES.

## I.—GENERAL STATISTICS.

TABLE 1.—Area and Population included in these tables (1921 Census).

PROVINCE.	POPULATION.									
	Area in Square Miles.	Europeans and Anglo-Indians.	Indian Christians.	Hindus.	Muslimans.	Buddhists.	Paris.	Sikhs.	Others.	TOTALS.
Madras . . . . .	142,260	34,269	1,327,215	37,511,234	2,840,488	1,216	529	5	604,029	42,318,985
Bombay . . . . .	123,627	43,945	226,972	14,816,236	3,820,153	1,806	83,019	8,310	353,769	19,348,219
Bengal . . . . .	76,843	44,870	192,211	20,206,859	25,210,802	265,604	767	2,363	862,060	46,895,536
United Provinces . . . . .	106,407	34,387	166,310	38,610,462	6,461,032	488	925	14,234	67,940	45,375,787
Punjab . . . . .	99,846	25,714	303,336	6,379,260	11,444,321	3,230	493	2,284,207	34,463	20,685,024
Burma . . . . .	233,707	25,268	231,818	485,150	500,592	11,201,943	380	4,843	719,085	13,169,099
Bihar and Orissa . . . . .	83,282	10,323	246,806	28,166,459	3,690,182	505	85	1,476	1,866,364	34,002,189
Central Provinces and Berar . . . . .	99,623	9,230	39,200	11,922,044	563,574	28	1,783	1,529	1,682,357	13,912,760
ASSAM . . . . .	58,015	3,209	124,847	4,132,968	2,202,460	13,162	16	988	1,128,680	7,606,230
N.-W. F. Province . . . . .	13,419	8,590	2,020	149,881	2,062,766	..	20	28,040	3	2,251,840
Minor Administrations* . . . . .	39,096	12,153	16,538	855,267	623,837	181	447	10,828	48,874	1,567,945
INDIA . . . . .	1,091,269	251,997	2,774,308	163,135,690	59,440,227	11,488,163	88,464	2,366,631	7,367,514	246,982,114

\* Excluding Bangalore with an area of 13½ sq. miles and a total population of 118,623 for which details are not available.

TABLE 2.—*Educational Institutions in British India.*

(Classified by Management and Standard of Education.)

	1886-87.	1891-92.	1896-97.	1901-02.	1906-07.	1911-12.	1916-17.	1921-22.
<b>I.—RECOGNISED INSTITUTIONS.</b>								
<i>Institutions classified by—</i>								
<b>(A) Management.</b>								
Government . . . . .	8,718	1,337	1,152	979	1,486	1,991	2,429	3,022
Board . . . . .	15,917	17,534	18,403	17,661	24,255	29,266	41,001	53,252
Indian States* . . . . .	2,248	2,248	2,731	3,610	3,186	3,370	3,983	4,069
Aided . . . . .	57,530	60,480	68,956	62,747	75,808	82,469	92,591	100,669
Unaided . . . . .	17,123	21,017	23,646	19,636	16,371	19,238	18,942	16,367
<b>TOTAL . . . . .</b>	<b>94,383</b>	<b>102,676</b>	<b>109,896</b>	<b>104,633</b>	<b>121,336</b>	<b>136,332</b>	<b>154,932</b>	<b>173,391</b>
<b>(B) Standard of Education—</b>								
Arts Colleges . . . . .	89	104	120	145	186	140	134	167
Professional Colleges . . . . .	25	37	46	46	46	46	61	64
Secondary Schools . . . . .	4,317	4,672	5,267	5,493	5,893	6,370	7,033	8,087
Primary Schools . . . . .	69,187	97,109	103,920	97,654	112,930	123,578	142,203	160,070†
Special Schools . . . . .	470	554	539	1,084	2,326	6,196	4,861	4,011
<b>TOTAL . . . . .</b>	<b>84,368</b>	<b>103,076</b>	<b>109,896</b>	<b>104,633</b>	<b>121,336</b>	<b>136,332</b>	<b>154,932</b>	<b>173,391</b>
<b>II.—Unrecognised Institutions . . . . .</b>	<b>32,828</b>	<b>39,117</b>	<b>42,139</b>	<b>43,081</b>	<b>41,192</b>	<b>39,893</b>	<b>37,303</b>	<b>34,307</b>
<b>GRAND TOTAL . . . . .</b>	<b>127,116</b>	<b>141,793</b>	<b>152,035</b>	<b>147,713</b>	<b>162,528</b>	<b>176,225</b>	<b>192,235</b>	<b>207,698</b>

\* The returns of certain Indian States which used to be included in the provincial statistics were omitted from the tables from 1914-15 onwards.

† Excludes 3 Night Schools in Assam.

TABLE 3.—Pupils attending educational institutions in British India.

	1890-97.	1891-92.	1896-97.	1901-02.	1906-07.	1911-12.	1916-17.	1921-22.
<b>I.—IN RECOGNISED INSTITUTIONS.</b>								
<b>(A) Reading in Institutions managed by—</b>								
Government . . . . .	121,535	104,026	93,307	94,437	127,418	187,726	238,885	265,949
Board . . . . .	776,776	683,059	973,910	980,992	1,359,205	1,883,034	2,505,540	3,007,958
Indian States . . . . .	109,743	134,869	169,271	164,512	168,684	219,295	..	..
Aided . . . . .	1,599,981	1,765,420	2,019,800	2,132,793	2,581,364	3,237,296	3,679,529	3,832,934
Unaided . . . . .	390,824	401,330	582,094	514,059	496,649	651,374	723,354	665,384
<b>TOTAL</b> . . . . .	<b>2,970,859</b>	<b>3,348,510</b>	<b>3,788,368</b>	<b>3,886,493</b>	<b>4,744,480</b>	<b>6,188,725</b>	<b>7,207,308</b>	<b>7,742,225*</b>
<b>(B) Reading in—</b>								
Ara Colleges . . . . .	8,764	12,985	14,420	17,651	18,918*	29,648	47,135	45,985
Professional Colleges . . . . .	2,737	3,292	4,363	5,368	6,250	6,686	11,504	13,462
Secondary Schools . . . . .	429,093	473,294	536,155	622,748	713,342	924,370	1,196,336	1,239,624
Primary Schools . . . . .	2,513,934	2,837,607	3,209,825	3,204,336	3,937,566	4,988,142	5,818,780	6,810,400*
Special Schools . . . . .	16,331	21,732	24,010	36,380	68,104	179,920	143,604	132,706
<b>TOTAL</b> . . . . .	<b>2,970,859</b>	<b>3,348,510</b>	<b>3,788,368</b>	<b>3,886,493</b>	<b>4,744,480</b>	<b>6,188,725</b>	<b>7,207,308</b>	<b>7,742,225*</b>
<b>II.—IN UNRECOGNISED INSTITUTIONS</b> . . . . .								
	372,695	507,911	568,488	635,600	644,152	651,996	644,638	689,125
<b>GRAND TOTAL</b> . . . . .	<b>3,343,544</b>	<b>3,856,421</b>	<b>4,356,856</b>	<b>4,521,900</b>	<b>5,388,632</b>	<b>6,780,721</b>	<b>7,851,946</b>	<b>8,381,350</b>

N.B.—The returns of certain Indian States, which used to be included in the provincial statistics, were omitted from the tables from 1914-15 onwards.  
\* Excludes 51 pupils in 2 Night Schools in Assam.

TABLE 4.—Expenditure on Education.

	1886-87.	1891-92.	1896-97.	1901-02.	1906-07.	1911-12.	1916-17.	1921-22.
<b>(A) Sources of Expenditure.</b>								
Provincial Revenues . . . . .	85,01,249	86,13,549	95,22,985	1,02,78,659	1,84,98,443	2,69,58,808	3,91,02,868	9,02,80,028
Municipal Funds . . . . .	32,05,984	14,09,827	14,06,721	15,38,017	20,20,545	29,84,150	46,39,088	79,05,063
Local Funds . . . . .	37,14,579	53,94,804	57,45,944	58,87,292	91,15,586	1,05,80,114	1,73,78,585	1,68,26,087
Fees . . . . .	65,29,958	88,54,750	1,06,10,933	1,20,87,982	1,48,23,368	2,19,09,840	3,18,71,138	3,80,09,648
Other sources . . . . .	52,30,844	60,46,698	78,98,317	97,29,512	1,14,47,711	1,81,60,387	1,95,31,459	8,07,83,143
<b>TOTAL</b>	<b>2,58,42,414</b>	<b>3,05,19,632</b>	<b>3,52,44,900</b>	<b>4,01,21,462</b>	<b>5,59,03,873</b>	<b>7,85,92,905</b>	<b>11,28,53,048</b>	<b>18,37,85,969</b>
<b>(B) Objects of Expenditure.</b>								
Direction . . . . .	3,06,951	3,39,270	8,80,053	3,92,206	5,67,629	6,89,056	8,92,263	13,99,110
Inspection . . . . .	10,84,082	19,10,504	20,57,284	21,63,141	30,83,165	40,85,834	49,64,587	79,96,478
University . . . . .	3,68,975	4,73,142	6,70,895	9,12,068	10,38,312	15,67,470	25,51,925	40,49,578
Arts Colleges . . . . .	16,48,595	20,43,552	23,69,631	26,01,127	39,07,996	47,94,574	71,03,744	1,10,47,338
Professional Colleges . . . . .	5,99,948	8,29,281	9,00,637	11,97,595	16,59,887	22,52,808	35,99,418	59,77,514
Secondary Schools . . . . .	80,95,235	98,95,691	1,14,52,210	1,26,83,751	1,50,87,689	2,07,88,725	3,19,23,182	4,87,29,906
Primary Schools . . . . .	81,24,481	96,14,284	1,10,88,854	1,19,75,750	1,55,53,512	2,07,26,145	2,93,18,545	5,09,08,107
Training Schools . . . . .	5,44,178	6,67,376	7,19,091	7,15,701	11,77,925	18,54,468	28,63,810	58,94,100
Special Schools . . . . .	8,18,419	10,32,605	11,88,281	15,63,640	23,21,953	35,20,887	44,77,118	78,37,494
Scholarships . . . . .	6,28,469	7,32,998	7,87,728	9,12,093	10,54,988	13,40,229	21,65,718	31,76,089
Buildings, Furniture, etc. . . . .	18,47,699	21,82,389	28,70,122	25,79,865	67,13,750	97,26,640	1,37,08,749	1,97,60,544
Macellaneous . . . . .	5,77,922	7,94,156	12,36,066	26,51,007	46,81,297	72,19,166	93,13,916	1,37,83,782
<b>TOTAL</b>	<b>2,52,42,414</b>	<b>3,05,19,632</b>	<b>3,52,44,900</b>	<b>4,01,21,462</b>	<b>5,59,03,873</b>	<b>7,85,92,905</b>	<b>11,28,53,048</b>	<b>18,37,85,969</b>

TABLE 5.—Summary of Progress during the quinquennium.

Class of Institution.	1916-17.		1917-18.		1918-19.		1919-20.		1920-21.		1921-22.	
	Institu- tions.	Pupils.	Institu- tions.	Pupils.	Institu- tions.	Pupils.	Institu- tions.	Pupils.	Institu- tions.	Pupils.	Institu- tions.	Pupils.
<b>I. RECOGNISED INSTI- TUTIONS.</b>												
(A) By Management—												
Board . . . . .	2,428	238,865	2,412	238,720	2,479	241,294	2,528	248,376	2,813	253,491	3,022	265,940
Board . . . . .	41,001	2,566,540	42,469	2,597,732	45,072	2,681,937	49,356	2,880,448	52,152	3,051,008	53,252	3,007,958
Aided . . . . .	92,562	3,679,529	94,741	3,721,378	96,814	3,722,212	98,239	3,789,006	100,139	3,844,146	100,668	3,852,934
Unaided . . . . .	18,941	723,354	19,898	753,003	17,065	693,140	18,235	686,614	17,443	625,158	16,357	565,384
<b>TOTAL</b> . . . . .	<b>154,962</b>	<b>7,207,308</b>	<b>159,510</b>	<b>7,311,748</b>	<b>162,330</b>	<b>7,338,663</b>	<b>168,358</b>	<b>7,612,639</b>	<b>172,547</b>	<b>7,774,893</b>	<b>178,989</b>	<b>7,742,925</b>
(B) By Standard of Education—												
Arts Colleges . . . . .	134	47,135	138	50,441	146	50,730	150	52,482	160	48,170	167	45,923
Professional Colleges . . . . .	61	11,504	63	13,100	68	13,100	66	13,434	68	13,154	64	13,462
Secondary Schools . . . . .	7,693	1,186,335	7,854	1,198,586	8,149	1,212,133	8,708	1,281,810	8,923	1,354,595	8,987	1,259,524
Primary Schools . . . . .	142,203	5,818,730	147,875	5,932,741	150,271	5,941,482	155,344	6,133,521	159,345	6,327,373	160,070*	6,310,400*
Special Schools . . . . .	4,861	143,604	8,580	117,479	8,701	121,216	4,000	131,592	4,051	131,171	4,011	132,706
<b>TOTAL</b> . . . . .	<b>154,959</b>	<b>7,207,308</b>	<b>159,510</b>	<b>7,311,748</b>	<b>162,330</b>	<b>7,338,663</b>	<b>168,358</b>	<b>7,612,639</b>	<b>172,547</b>	<b>7,774,893</b>	<b>178,989</b>	<b>7,742,925</b>
<b>II. UNRECOGNISED INSTI- TUTIONS.</b>												
	37,803	644,638	37,409	636,326	35,017	597,914	34,623	593,386	38,611	602,034	34,807	639,125
<b>GRAND TOTAL</b> . . . . .	<b>192,765</b>	<b>7,851,946</b>	<b>196,919</b>	<b>7,948,068</b>	<b>197,347</b>	<b>7,936,677</b>	<b>202,981</b>	<b>8,206,025</b>	<b>208,158</b>	<b>8,377,027</b>	<b>208,106</b>	<b>8,381,350</b>
<b>EXPENDITURE FROM—</b>												
Provincial Revenues . . . . .	Rs. 3,01,62,853	4,90,92,868	Rs. 5,43,25,829	6,31,69,233	Rs. 6,31,69,233	7,72,86,445	Rs. 6,31,69,233	7,72,86,445	Rs. 6,31,69,233	7,72,86,445	Rs. 6,31,69,233	9,02,30,022
Municipal Funds . . . . .	49,39,083	40,60,577	46,77,808	46,77,808	46,77,808	46,77,808	46,77,808	46,77,808	46,77,808	46,77,808	46,77,808	79,06,068
Local Funds . . . . .	1,73,79,535	1,16,48,745	1,27,22,655	1,53,95,816	1,53,95,816	1,53,95,816	1,53,95,816	1,53,95,816	1,53,95,816	1,53,95,816	1,53,95,816	1,69,28,087
Fees . . . . .	3,18,71,133	3,33,50,250	3,33,50,250	3,33,50,250	3,33,50,250	3,33,50,250	3,33,50,250	3,33,50,250	3,33,50,250	3,33,50,250	3,33,50,250	3,60,08,643
Other sources . . . . .	1,95,31,450	2,00,57,197	2,00,57,197	2,00,57,197	2,00,57,197	2,00,57,197	2,00,57,197	2,00,57,197	2,00,57,197	2,00,57,197	2,00,57,197	3,07,83,143
<b>TOTAL</b> . . . . .	<b>11,38,84,069</b>	<b>11,83,09,137</b>	<b>12,95,63,073</b>	<b>14,98,96,900</b>	<b>14,98,96,900</b>	<b>16,77,86,113</b>	<b>16,77,86,113</b>	<b>18,37,52,909</b>	<b>18,37,52,909</b>	<b>18,37,52,909</b>	<b>18,37,52,909</b>	<b>18,37,52,909</b>

\* Excludes 2 night schools with 61 pupils in Assam.

TABLE 6.—*Institutions by management.*

PROVINCE.	1916-17.					1931-32.					
	RECOGNISED INSTITUTIONS.				Unrecog- nised Institu- tions.	RECOGNISED INSTITUTIONS.				Unrecog- nised Institu- tions.	
	Govt.	Board.	Aided.	Unaided.		TOTAL	Govt.	Board.	Aided.		Unaided.
Madras . . . . .	488	7,240	19,709	9,903	31,340	4,705	9,961	23,402	2,988	37,889	3,858
Bombay . . . . .	91	8,734	2,291	272	11,888	1,876	9,881	3,122	173	13,909	1,691
Bengal . . . . .	419	2,934	35,788	6,963	46,104	2,299	3,230	41,545	6,769	51,927	1,840
United Provinces . . . . .	205	9,778	2,683	246	13,912	4,810	14,800	9,813	214	18,656	3,011
Punjab . . . . .	69	4,288	1,843	242	6,442	2,915	6,109	1,441	253	7,919	3,484
Burma . . . . .	92	23	9,445	4	9,664	17,515	64	7,039	..	7,179	18,485
Bihar and Orissa . . . . .	381	451	19,356	6,679	26,887	2,795	943	19,344	5,366	25,964	2,002
Central Provinces and Berar.	322	3,453	450	278	4,603	58	3,872	438	259	4,621	70
Assam . . . . .	189	3,303	800	295	4,687	303	3,428	776	296	4,745*	276
N.-W. F. Province . . . . .	9	826	45	6	685	309	718	55	6	792	234
Minor Administrations	163	172	171	54	560	272	256	193	53	689	456
<b>INDIA</b>	<b>2,488</b>	<b>41,001</b>	<b>92,681</b>	<b>18,942</b>	<b>154,952</b>	<b>37,803</b>	<b>53,852</b>	<b>100,668</b>	<b>16,357</b>	<b>173,899</b>	<b>34,697</b>

\* Excludes 2 night schools.

TABLE 7.—Institutions by standard of instruction.

PROVINCE.	RECOGNISED INSTITUTIONS.										UNRECOGNISED INSTITUTIONS.			
	Arts Colleges.		Professional Colleges.		Secondary Schools.		Primary Schools.		Special Schools.		TOTALS.		1921-22.	1916-17.
	1921-22.	1916-17.	1921-22.	1916-17.	1921-22.	1916-17.	1921-22.	1916-17.	1921-22.	1916-17.	1921-22.	1916-17.		
Madras . . . . .	51	41	10	7	803	449	36,875	30,673	350	270	37,299	31,340	3,358	4,705
Bombay . . . . .	10	8	7	6	463	465	12,622	10,755	207	154	13,309	11,368	1,591	1,876
Bengal . . . . .	36	33	10	18	2,678	2,756	47,783	41,966	1,420	1,331	51,927	46,104	1,840	2,269
United Provinces . . . . .	28	19	16	12	957	761	16,840	11,629	716	491	18,655	12,012	3,011	4,816
Punjab . . . . .	16	11	10	7	1,149	497	6,676	5,853	69	74	7,919	6,442	3,484	2,915
Burma . . . . .	2	2	..	..	1,457	1,400	5,053	7,725	667	437	7,179	9,564	18,465	17,515
Bihar and Orissa . . . . .	10	7	4	4	567	483	24,956	24,413	427	1,060	25,984	26,867	2,002	2,765
Central Provinces and Berar . . . . .	4	4	3	3	571	457	4,313	4,014	30	25	4,921	4,503	70	58
Assam . . . . .	3	2	1	1	336	286	4,298	4,197	107	101	4,745*	4,587	276	393
N.-W. F. Province . . . . .	3	2	1	1	95	54	688	627	5	1	792	685	334	309
Minor Administrations . . . . .	6	5	2	2	111	85	567	451	18	17	699	560	456	272
<b>INDIA</b> . . . . .	167	134	64	61	8,987	7,693	166,070	142,203	4,011	4,861	173,289	154,952	34,807	37,805

\* Excludes 2 night schools.



TABLE 8.—Scholars classified according to Institutions by management.

Province.	1916-17.					1921-22.					In Unrecog- nised Institu- tions.
	IN RECOGNISED INSTITUTIONS.					IN RECOGNISED INSTITUTIONS.					
	Govt.	Board.	Aided.	Unaided.	TOTAL.	Govt.	Board.	Aided.	Unaided.	TOTAL.	
Madras . . . . .	47,485	461,839	912,015	116,200	1,637,039	128,973	590,720	1,003,059	80,971	1,745,518	91,504
Bombay . . . . .	17,773	540,874	146,497	25,241	730,385	41,119	666,007	190,123	15,750	863,377	61,515
Bengal . . . . .	37,047	139,808	1,322,032	355,705	1,855,512	92,020	131,371	1,377,693	291,707	1,885,017	55,437
United Provinces . . . . .	27,160	632,928	128,624	16,699	805,420	89,480	785,869	138,411	11,710	966,059	64,506
Punjab . . . . .	18,072	259,697	123,510	19,784	481,043	55,695	379,076	130,111	21,002	565,622	74,088
Burma . . . . .	13,324	1,921	377,823	331	383,399	199,124	5,546	331,168	..	345,665	216,960
Bihar and Orissa . . . . .	24,782	28,668	582,757	161,244	797,471	47,554	46,243	576,873	120,987	763,277	47,105
Central Provinces and Berar . . . . .	25,233	284,762	27,437	11,629	349,061	2,104	268,184	24,481	9,734	300,681	2,622
Assam . . . . .	16,089	164,169	31,011	13,560	224,819	9,094	153,595	27,393	11,546	208,014	8,204
N.-W. F. Province . . . . .	1,481	31,167	7,996	589	41,233	5,052	36,840	10,664	408	49,306	4,519
Minor Administrations . . . . .	9,510	11,197	19,827	2,392	42,926	8,537	14,502	22,958	2,169	50,100	12,686
<b>INDIA</b>	<b>238,888</b>	<b>2,565,540</b>	<b>3,679,539</b>	<b>723,354</b>	<b>7,207,308</b>	<b>644,688</b>	<b>3,077,956</b>	<b>3,892,934</b>	<b>566,394</b>	<b>7,749,225</b>	<b>689,185</b>

(a) Excludes 1,062 pupils in Post Graduate classes of the Calcutta University and 625 pupils of the Dacca University.  
 (b) Excludes 61 pupils in 2 night schools.

TABLE 9.—Scholars classified according to Institutions by standard of Instruction.

PROVINCE.	IN RECOGNISED INSTITUTIONS.										IN UNRECOGNISED INSTITUTIONS.			
	Arts Colleges.		Professional Colleges.		Secondary Schools.		Primary Schools.		Special Schools.		TOTALS.			
	1921-22.	1916-17.	1921-22.	1916-17.	1921-22.	1916-17.	1921-22.	1916-17.	1921-22.	1916-17.	1921-22.	1916-17.		
Madras . . . . .	8,465	7,910	2,088	1,655	169,984	149,892	1,546,785	1,364,821	18,398	12,761	1,745,518	1,537,089	91,504	123,978
Bombay . . . . .	4,829	4,828	2,595	1,841	77,607	70,550	798,508	652,618	13,338	9,488	896,877	739,385	61,515	41,110
Bengal . . . . .	16,942(a)	13,478	4,653	4,412	328,166	415,455	1,435,906	1,374,891	49,350	42,276	1,835,017	1,855,512	55,437	62,920
United Provinces . . . . .	5,522	5,182	1,606	1,650	110,594	100,164	832,940	665,813	14,397	12,611	965,059	805,420	64,506	89,466
Punjab . . . . .	4,508	4,236	1,727	2,154	322,392	122,511	318,337	237,851	5,758	5,291	552,622	421,043	74,068	65,085
Burma . . . . .	515	663	..	..	132,721	123,843	200,648	256,729	11,761	7,164	345,665	393,399	216,960	193,124
Bihar and Orissa . . . . .	2,075	2,575	305	309	59,003	72,891	638,188	672,333	13,616	43,363	767,977	797,471	47,106	47,554
Central Provinces and Berar . . . . .	877	1,004	264	264	66,810	58,959	260,412	237,406	2,488	1,263	330,681	340,061	2,622	2,104
Assam . . . . .	767	688	59	45	85,322	39,610	169,151	181,808	12,722	2,668	208,014	224,819	8,204	9,094
N.-W. P. Province . . . . .	183	177	88	10	19,823	13,400	59,810	21,581	126	65	49,395	41,238	4,519	5,052
Minor Administrations . . . . .	1,440	1,244	231	174	17,842	14,030	26,715	26,819	822	659	50,100	43,926	12,685	8,537
<b>INDIA . . . . .</b>	<b>45,933</b>	<b>47,135</b>	<b>13,668</b>	<b>11,504</b>	<b>1,239,894</b>	<b>1,166,895</b>	<b>6,310,400</b>	<b>5,813,730</b>	<b>182,766</b>	<b>143,604</b>	<b>7,742,255</b>	<b>7,207,308</b>	<b>689,125</b>	<b>644,638</b>

(a) Excludes 1,082 Scholars in Post Graduate Classes of the Calcutta University and 623 Scholars of the Dacca University.

TABLE 10.—Expenditure on Education by Sources.

Province.	EXPENDITURE IN 1916-17 FROM									
	POPULATION (as given in the General Educational Tables)		PUBLIC FUNDS.					Fees.	All other Sources.	Grand Total.
	1916-17.	1921-22.	Govt. Funds.	Board Funds.	Municipal Funds.	Total.				
			Rs.	Rs.	Rs.	Rs.	Rs.	Rs.	Rs.	
Madras . . . . .	41,405,404	42,319,985	76,93,073	29,06,053	6,76,346	1,12,75,472	58,27,887	45,64,537	2,16,87,896	
Bombay . . . . .	19,683,249	19,858,371	75,50,817	8,87,297	13,49,073	97,87,187	39,53,891	24,47,661	1,86,88,759	
Bengal . . . . .	45,483,077	46,695,536	66,65,647	22,25,749	2,07,539	90,98,934	1,09,39,549	42,73,303	2,48,11,786	
United Provinces . . . . .	49,835,108	45,375,787	47,96,188	33,60,281	5,46,081	95,03,460	31,14,181	24,28,291	1,47,45,922	
Punjab . . . . .	19,576,947	20,895,024	31,09,136	25,40,260	6,42,804	63,92,360	27,85,592	18,35,368	1,09,63,880	
Burma . . . . .	12,115,217	13,212,192	27,98,394	6,16,412	4,50,311	36,35,117	21,00,329	7,43,699	66,78,195	
Bihar and Orissa . . . . .	34,940,084	34,002,189	29,57,757	15,73,599	1,72,743	47,04,104	22,86,934	12,11,042	81,62,080	
Central Provinces and Berar . . . . .	13,919,308	13,912,760	15,96,198	16,53,937	5,58,145	36,08,280	5,72,955	5,15,081	49,96,316	
Assam . . . . .	6,713,935	7,606,230	9,97,022	7,33,451	33,245	17,63,738	4,64,503	3,31,049	24,59,290	
North-West Frontier Province . . . . .	2,199,933	2,251,342	2,86,378	2,81,752	1,99,295	7,69,825	1,13,512	1,47,191	10,30,623	
Minor Administrations . . . . .	1,605,433	1,679,235	7,39,743	99,745	1,02,416	9,41,904	4,11,805	10,14,217	23,67,924	
<b>INDIA</b>	<b>244,081,100</b>	<b>247,097,661</b>	<b>3,91,62,853</b>	<b>1,73,79,585</b>	<b>49,39,063</b>	<b>6,14,80,471</b>	<b>3,18,73,198</b>	<b>1,95,31,459</b>	<b>11,23,83,068</b>	

TABLE 10.—Expenditure on Education by Sources—contd.

Province.	POPULATION (as given in the General Educational Tables)		EXPENDITURE IN 1921-22 FROM									
	1916-17.	1921-22.	PUBLIC FUNDS.					Total.	Year.	All other Sources.	Grand Total.	
			Govt. Funds.	Board. Funds.	Municipal Funds.		Total.					
					Rs.	Rs.						Rs.
Madras . . . . .	41,405,404	42,318,985	1,55,26,427	28,50,286	7,17,978	1,69,94,643	78,15,353	72,83,296	3,39,98,992			
Bombay . . . . .	19,695,249	19,358,371	1,69,88,250	11,52,442	34,34,545	2,15,75,249	43,28,463	36,99,235	2,96,02,944			
Bengal . . . . .	45,483,077	46,095,536	1,35,45,045	14,11,184	2,42,718	1,51,98,943	1,29,33,684	53,54,460	3,33,67,106			
United Provinces . . . . .	46,835,108	45,375,787	1,56,14,823	34,82,261	6,75,033	1,99,72,117	35,68,994	92,82,452	2,98,13,563			
Punjab . . . . .	19,576,647	20,685,024	86,77,912	25,40,059	9,76,389	1,21,94,307	30,11,688	28,56,292	1,69,62,287			
Burma . . . . .	12,115,217	13,212,192	45,23,662	15,09,218	5,23,432	66,61,313	21,43,728	13,59,330	1,01,64,870			
Bihar and Orissa . . . . .	34,940,084	34,002,189	49,19,430	22,65,146	1,75,353	73,99,929	22,82,689	19,23,729	1,15,16,347			
Central Provinces and Berar . . . . .	13,916,308	13,912,760	51,23,148	10,31,444	5,67,359	67,21,951	6,46,649	7,55,333	81,26,993			
Assam . . . . .	6,713,635	7,606,230	21,55,303	3,85,036	37,765	26,08,104	5,47,997	3,26,327	34,83,993			
North-West Frontier Province . . . . .	2,196,933	2,251,342	11,78,907	1,00,965	1,49,306	14,39,193	1,17,077	1,98,245	17,39,504			
Minor Administrations . . . . .	1,605,433	1,679,235	15,42,112	97,090	2,05,243	18,44,445	8,72,326	7,40,424	29,67,195			
INDIA . . . . .	844,021,100	247,097,651	9,02,50,028	1,68,28,087	79,05,068	11,49,51,178	3,80,08,648	3,07,83,143	18,37,92,969			

---

TABLE 11.  
EXPENDITURE ON EDUCATION BY OBJECTS.

---

TABLE II.—*Expenditure on*

Province.	1916-					
	Direction.	Inspection.	University.	Arts Colleges.	Professional Colleges.	Secondary Schools.
	Rs.	Rs.	Rs.	Rs.	Rs.	Rs.
Madras . . . . .	91,782	8,47,023	3,93,728	14,04,875	6,01,662	47,20,243
Bombay . . . . .	86,646	6,50,680	2,32,466	7,75,716	5,87,346	35,97,533
Bengal . . . . .	1,51,448	9,06,540	13,63,600	18,84,996	10,05,736	86,39,772
United Provinces . . . . .	90,543	5,66,851	2,81,725	11,61,947	7,39,346	39,80,983
Punjab . . . . .	77,343	4,12,491	2,78,281	6,53,236	4,62,296	33,79,680
Burma . . . . .	1,35,932	5,22,200	..	2,13,134	..	30,08,368
Bihar and Orissa . . . . .	77,837	5,30,688	..	3,99,090	56,505	17,13,017
Central Provinces and Berar.	74,198	2,69,981	..	2,05,275	86,214	12,59,701
Assam . . . . .	53,898	1,88,211	..	1,53,514	14,337	7,28,064
N.-W. F. Province . . . . .	35,341	39,783	25	76,317	15,536	3,10,678
Minor Administrations.	17,295	30,139	2,100	1,75,648	31,440	5,91,143
<b>India . . . . .</b>	<b>8,92,263</b>	<b>49,64,587</b>	<b>25,51,925</b>	<b>71,03,748</b>	<b>35,99,418</b>	<b>3,18,29,182</b>

Province.	1921-					
	Direction.	Inspection.	University.	Arts Colleges.	Professional Colleges.	Secondary Schools.
	Rs.	Rs.	Rs.	Rs.	Rs.	Rs.
Madras . . . . .	1,56,130	13,21,281	4,68,354	19,11,641	8,04,538	75,01,789
Bombay . . . . .	1,38,385	13,28,177	3,71,784	12,49,134	10,14,225	55,76,973
Bengal . . . . .	1,92,527	12,48,195	25,17,890	26,61,435	16,47,338	1,02,84,804
United Provinces . . . . .	1,65,312	9,69,056	31,63,786	20,31,547	11,13,709	67,64,326
Punjab . . . . .	1,59,798	6,86,907	3,43,203	10,28,402	8,20,128	68,75,785
Burma . . . . .	2,52,176	7,67,621	1,91,354	3,83,415	..	44,25,494
Bihar and Orissa . . . . .	1,06,215	7,62,515	2,81,270	7,27,096	1,36,109	23,39,590
Central Provinces and Berar.	1,00,064	4,31,443	..	3,41,041	1,99,908	22,48,011
Assam . . . . .	58,396	2,54,919	..	2,74,158	16,052	10,88,974
N.-W. F. Province . . . . .	53,487	87,329	75	1,31,992	41,031	6,18,436
Minor Administrations.	16,620	78,065	2,862	3,12,477	1,84,476	10,02,723
<b>India . . . . .</b>	<b>13,99,119</b>	<b>79,36,408</b>	<b>73,40,576</b>	<b>1,10,48,338</b>	<b>69,77,514</b>	<b>4,87,26,905</b>

## Education by objects.

17.

Primary Schools.	Training Schools.	All other special schools.	Scholarships.	Buildings, Furniture and Apparatus.	Miscellaneous.	Total.
Rs.	Rs.	Rs.	Rs.	Rs.	Rs.	Rs.
70,13,439	8,73,710	7,64,567	3,07,300	25,01,975	21,67,592	2,16,87,896
63,47,589	3,95,429	7,97,529	2,55,079	11,23,400	7,39,286	1,55,83,759
44,52,425	3,80,031	11,12,189	3,87,506	20,64,341	19,63,202	2,43,11,786
28,79,992	3,38,701	5,29,755	3,84,371	27,02,253	11,09,455	1,47,45,922
19,64,569	1,78,147	3,05,147	3,43,154	17,06,458	11,02,518	1,08,63,320
10,35,554	2,01,398	1,09,797	1,20,273	2,73,382	10,59,107	66,79,145
27,61,746	2,89,247	6,45,401	1,10,015	12,12,233	3,56,301	81,52,080
16,14,705	1,07,278	1,36,319	1,03,001	6,48,033	3,92,613	48,96,316
7,50,905	50,701	53,781	85,414	2,85,842	1,94,623	25,59,290
1,97,857	17,095	..	36,743	2,47,220	54,033	10,30,828
2,94,764	32,075	22,631	52,362	9,43,543	1,74,286	23,67,928
<b>2,93,13,545</b>	<b>28,63,810</b>	<b>44,77,116</b>	<b>21,65,718</b>	<b>1,37,08,740</b>	<b>93,13,016</b>	<b>11,28,83,068</b>

22.

Primary Schools.	Training Schools.	All other special schools.	Scholarships.	Buildings, Furniture and Apparatus.	Miscellaneous.	Total.
Rs.	Rs.	Rs.	Rs.	Rs.	Rs.	Rs.
1,06,48,842	18,64,891	17,79,977	4,08,456	37,78,823	33,53,570	3,39,98,292
1,49,52,847	9,33,804	11,45,502	3,96,494	14,99,903	9,90,716	2,96,02,944
54,08,441	5,05,129	19,39,642	4,75,388	33,68,904	31,57,413	3,33,87,106
67,41,509	10,10,419	9,21,147	5,60,319	45,47,935	18,24,498	2,98,13,563
34,32,174	3,80,484	5,89,683	5,52,317	25,37,152	15,56,254	1,89,62,287
14,39,027	2,21,188	2,01,075	1,78,153	7,51,363	13,54,004	1,01,64,870
36,15,436	3,94,949	9,71,733	2,18,611	15,34,666	4,33,157	1,15,16,347
28,21,619	3,70,762	1,90,640	1,63,187	5,80,587	6,69,671	81,26,933
9,12,283	73,819	67,204	1,11,140	3,29,452	2,97,531	34,83,928
4,16,826	45,024	..	33,423	2,47,806	64,275	17,39,504
5,19,103	58,631	40,891	83,601	5,74,153	82,093	29,57,195
<b>5,99,08,107</b>	<b>58,64,100</b>	<b>78,37,494</b>	<b>31,76,089</b>	<b>1,97,60,544</b>	<b>1,37,83,782</b>	<b>18,37,52,96</b>

TABLE 12.—Number of Boarders in recognised institutions.—1921-22.

PROVINCE.	NO. OF HOSTELS.				NO. OF BOARDERS.				NO. OF BOARDERS WHO ARE STUDENTS OF						
	Govt.	Board.	Aided.	Un-aided.	TOTAL.	In Govt. Hostels.	In Board Hostels.	In Aided Hostels.	In Un-aided Hostels.	TOTAL.	Arts Colleges.	Coll. for Professional Training.	Seco-nary Schools.	Primary Schools.	Special Schools.
Madras . . . . .	78	19	63	332	597	3,453	649	4,377	20,712	29,191	2,778	885	10,010	12,198	3,370
Bombay . . . . .	60	28	109	42	239	4,270	633	6,676	3,314	15,443	1,349	289	7,575	2,509	3,721
Bengal . . . . .	237	3	283	358	381	6,233	70	10,021	10,026	26,880	3,982	1,101	15,524	1,374	4,369
United Provinces . . . . .	110	819	51	203	1,183	3,975	14,780	4,577	10,532	38,315	2,732	1,151	24,557	4,510	3,866
Punjab . . . . .	81	317	157	109	664	6,501	8,255	10,320	6,686	31,762	2,487	1,100	24,991	889	2,295
Burma . . . . .	30	..	423	19	472	1,208	..	13,120	261	14,889	249	..	7,922	5,321	797
Bihar and Orissa . . . . .	135	40	270	53	543	4,661	503	8,863	1,750	15,777	794	144	7,991	2,807	4,241
Central Provinces and Berar . . . . .	58	45	35	25	164	2,846	452	1,591	591	5,450	247	160	2,742	356	1,475
Assam . . . . .	63	24	18	48	153	1,512	324	487	1,276	2,379	335	21	2,084	298	241
N.-W. F. Province . . . . .	11	32	16	4	63	315	757	525	63	1,650	150	33	1,403	4	70
Minor Administration . . . . .	18	3	22	22	65	753	55	1,162	939	2,909	164	365	2,083	202	95
INDIA { 1921-22	998	1,330	1,448	1,985	4,969	35,728	26,478	61,899	56,650	180,555	15,237	5,199	107,482	28,068	24,639
{ 1916-17	776	997	1,037	1,245	4,045	29,470	23,494	48,203*	51,404†	152,570‡	13,193	3,372	90,403	27,119	18,404

\* Includes 25 children who did not attend school. † Includes 154 children who did not attend school.  
 ‡ Includes 179 children who did not attend school.



---

TABLE 13.  
STATISTICS OF UNIVERSITIES IN INDIA.

---

## II.—UNIVERSITIES AND ARTS COLLEGES.

TABLE 13.—*Statistics of Universities in India, 1921-22.*

UNIVERSITY.	NUMBER OF CONSTITUENT AND AFFILIATED COLLEGES OR DEPARTMENTS FOR							NUMBER OF STUDENTS READING FOR							TEACHING STAFF			
	Arts and Science.	Education.	Engineering.	Medicine.	Law.	Commerce.	Agriculture.	TOTAL.	Arts and Science.	Education.	Engineering.	Medicine.	Law.	Commerce.	Agriculture.	TOTAL.	Number of Teachers.	Average number of students per Teacher.
Calcutta	40	3	1	2	3	..	..	49	18,613	64	86	1,641	2,640	..	..	23,044	1,227	19
Bombay	16	..	1	1	1	1	1	21	6,086	..	194	1,175	740	164	194	8,493	460	18
Madras	(a) 66	3	3	1	2	..	..	73	(a) 11,077	142	163	411	860	..	..	12,653	(b) 961	13
Punjab	(c) 29	1	..	2	1	1	1	35	6,168	45	..	482	475	90	132	7,372	504	15
Allahabad	31	2	..	..	1	1	..	35	(d) 5,554	99	..	..	572	190	..	6,445	512	13
Mysore	3	..	1	..	..	(e) 1	..	5	862	..	156	..	..	32	..	1,050	92	11
Banars Hindu	(f) 3	1	1	..	..	..	..	6	(f) 1,201	64	204	..	..	..	..	1,469	103	14

Patna	10	1	..	2	..	13	2,076	38	..	..	304	..	2,417	108	
Daman	(f) 1	..	..	..	..	1	345	..	..	..	..	..	345	30	
Aligarh Muslim	(h) 2	..	..	1	..	3	(h) 640	..	..	..	62	..	702	53	
Bangoon	2	..	..	..	..	2	507	..	..	..	..	..	507	64	
Lucknow	2	..	..	1	(61)	5	380	..	..	174	65	13	632	55	
Dacca	1	1	..	1	..	(h) 3	(l) 786	67	..	..	177	..	(l) 1,030	(m) 86	
Delhi	3	..	..	..	..	3	706	..	..	..	..	..	706	48	
TOTALS	209	12	5	7	13	2	54,980	519	803	8,863	5,895	479	326	66,865	4,393

(a) Including 15 oriental colleges and one department of economics with 341 and 47 students, respectively.

(b) Excluding teachers of oriental colleges.

(c) Including one oriental college with 96 students.

(d) Including 4 research students in the history and economics departments.

(e) There is no separate college for commerce, but degree classes in commerce are held in one of the arts colleges.

(f) Including one oriental college and one college of theology with 130 and 8 students, respectively.

(g) Including a separate faculty of theology with 7 students.

(h) Including one intermediate college with 442 students.

(i) There are no separate colleges for law and commerce, but classes are held in the University College of Arts and Science.

(j) Excluding commerce and law classes.

(k) There are no colleges in the ordinary sense of the term, the University has got its teaching departments in various subjects.

(l) Including 7 research students and 154 students of the Dacca Medical School who took their Science Course at the University.

(m) Including 8 part-time teachers.

TABLE 14.—Results of Examinations at conclusion of Secondary and Intermediate Courses.

Examination.	Province.	CANDIDATES.		PASSES.		PERCENTAGE OF PASSES.		
		1921-22.	1916-17.	1921-22.	1916-17.	1921-22.	1916-17.	
Matriculation.	Madras . . . . .	15	18	4	1	26	8	
	Bombay . . . . .		3,941		1,370		35	
	Bengal . . . . .	18,076*	11,515	14,200*	8,414	78	73	
	United Provinces . . . . .	832	2,434	326	680	39	24	
	Punjab . . . . .	6,276	5,269	4,521	3,560	72	68	
	Burma . . . . .		545		282		52	
	Bihar and Orissa . . . . .	3,528	3,070	1,669	1,894	47	61	
	Central Provinces and Berar . . . . .	918	1,682	420	425	46	25	
	Assam . . . . .	1,083	711	894	515	82	72	
	North-West Frontier Province . . . . .	325	198	185	125	57	63	
	Minor Administrations . . . . .	407	450	268	224	66	50	
TOTAL . . . . .		31,458	29,848	22,487	17,490	71	59	
School Final, School Leaving Certificate, etc.	Madras . . . . .	11,201	5,457	11,119†	5,434‡			
	Bombay . . . . .	6,086†	1,168	3,058†	529	50	45	
	United Provinces . . . . .	5,294	2,655	2,628	1,288	50	48	
	Punjab . . . . .	319		567		82		
	Burma . . . . .	650	540	320	278	49	51	
	Bihar and Orissa . . . . .	297		167		56		
	Central Provinces and Berar . . . . .		1,000		531		53	
	North-West Frontier Province . . . . .	192	159	134	109	78	69	
	Minor Administrations . . . . .	172	102	76	33	44	32	
	TOTAL . . . . .		24,811	11,090	18,069	8,202	73	74
	Intermediate in Arts and Science.	Madras . . . . .	5,815	2,362	1,593	566	27	24
Bombay . . . . .		1,221	1,281	627	806	51	63	
Bengal . . . . .		5,690	6,483	3,895	3,079	68	47	
United Provinces . . . . .		1,800	1,723	880	759	49	44	
Punjab . . . . .		1,488	1,475	833	795	56	54	
Burma . . . . .		197	296	119	130	60	44	
Bihar and Orissa . . . . .		898	998	407	455	45	45	
Central Provinces and Berar . . . . .		199	416	106	150	53	36	
Assam . . . . .		231	222	193	140	83	63	
North-West Frontier Province . . . . .		58	51	24	27	41	53	
Minor Administrations . . . . .		235	202	186	103	79	51	
TOTAL . . . . .		17,842	15,509	8,863	7,010	50	45	

\* Includes 46 candidates and 35 passes for Islamic Matriculation.

† Includes 4,808 candidates and 2,659 passes for School Leaving Certificate Examination for the purpose of Matriculation.

‡ There is no declaration of pass or fail for the Madras S. S. L. C. Examination for which the figures are given here.

TABLE 15.—*University Examination Results.*

Examination.	University.	CANDIDATES.		PASSES.		PERCENTAGE OF PASSES.	
		1922.	1917.	1922.	1917.	1922.	1917.
B. A. and B. Sc.	Calcutta . . .	3,239	4,256	2,312	2,170	71·4	51·0
	Bombay . . .	1,100	1,071	742	612	67·5	57·1
	Madras . . .	135*	158†	119*	123†	88·1	77·8
	Punjab . . .	1,738	1,337	756	611	43·5	45·7
	Allahabad . . .	969	1,341	397	567	41·0	42·3
	Patna . . .	386	..	234	..	60·6	..
	Mysore . . .	(a)	..	(a)	..	..	..
	Osmania . . .	..	..	..	..	..	..
	Benares Hindu . . .	179	..	129	..	72·1	..
	Aligarh Muslim . . .	111	..	76	..	68·5	..
	Dacca . . .	260	..	211	..	81·2	..
	Lucknow . . .	183	..	143	..	78·1	..
	Rangoon . . .	84	..	54	..	64·3	..
	Delhi . . .	(b)	..	(b)	..	(b)	..
TOTAL . . .	8,384	8,163	5,173	4,083	61·7	50·0	
M. A. and M. Sc.	Calcutta . . .	600	593	456	466	74·9	52·2
	Bombay . . .	59	108	33	61	55·9	56·5
	Madras . . .	74	166	26	52	35·1	31·3
	Punjab . . .	123	112	79	65	63·4	58·0
	Allahabad . . .	138	142	103	104	74·6	73·2
	Patna . . .	36	..	27	..	71·1	..
	Mysore . . .	23	..	20	..	87·0	..
	Osmania . . .	..	..	..	..	..	..
	Benares Hindu . . .	25	..	23	..	92·0	..
	Aligarh Muslim . . .	..	..	..	..	..	..
	Dacca . . .	..	..	..	..	..	..
	Lucknow . . .	7	..	6	..	85·7	..
	Rangoon . . .	..	..	..	..	..	..
	Delhi . . .	(b)	..	(b)	..	(b)	..
TOTAL . . .	1,096	1,421	772	748	70·4	52·6	

\* Excludes 1,031 candidates who qualified for the B. A. Degree (pass) as details are not available. The number of candidates who appeared in parts I and II is 1,669 and 1,874, respectively, out of which 1,008 passed in the former and 1,153 in the latter part.

† Excludes 612 candidates who qualified for the B. A. Degree (pass) as details are not available. The number of candidates who appeared in part I and II is 1,664 and 1,047, respectively, out of whom 449 passed in the former and 751 in the latter part.

(a) Candidates who qualified for the B. A. and B. Sc. Degree are 122. The number of candidates who appeared in parts I and II is 208 and 254, respectively, out of which 134 passed in the former and 131 in the latter part.

(b) Figures not available.

TABLE 16.—*Classification of University Students by Race, Sex or Creed and their proportion to population.*

	1916-17.				1921-22.			
	MALES.		FEMALES.		MALES.		FEMALES.	
	No. of pupils.	No. in 10,000 of male population.	No. of pupils.	No. in 10,000 of female population.	No. of pupils.	No. in 10,000 of male population.	No. of pupils.	No. in 10,000 of female population.
Europeans and Anglo-Indians.	735	42·5	432	46·8	767	43·2	460	490·5
Indian Christians	1,499	13·3	275	2·5	1,763	12·5	480	3·6
Hindus	46,915	5·6	233	·03	46,348	5·6	462	·06
Muhammadans	6,064	2·0	9	·003	6,937	2·2	31	·01
Buddhists	535	1·0	1	·002	311	·5	8	·01
Parsis	805	180·7	60	14·4	798	170·9	56	13·2
Others	1,064	2·0	12	·02	1,152	2·3	32	·07
<b>TOTALS</b>	<b>57,617</b>	<b>4·6</b>	<b>1,022</b>	<b>·09</b>	<b>58,066</b>	<b>4·6</b>	<b>1,529</b>	<b>·1</b>

TABLE 17.—*Classification of Arts students by stages of instruction.*

PROVINCE.	1916-17.						1921-22.					
	INTERMEDIATE.		DEGREE.		POST-GRADUATE.		INTERMEDIATE.		DEGREE.		POST-GRADUATE.	
	1st year.	2nd year.	3rd year.	4th year.	5th year.	6th year.	1st year.	2nd year.	3rd year.	4th year.	5th year.	6th year.
Madras . . . . .	2,587	2,824	1,005	1,145	159	4	2,012	2,352	1,590	1,228	142	5
Bombay . . . . .	1,949	1,122	797	913	91	16	1,961	1,819	645	818	90	1
Bengal . . . . .	6,224	6,076	2,527	3,648	226	178	5,095	5,492	2,657	2,866	140	152
United Provinces . . . . .	1,237	1,656	658	1,010	153	101	1,359	1,679	798	1,011	138	123
Punjab . . . . .	1,192	1,226	639	872	84	78	1,342	1,346	681	828	94	85
Burma . . . . .	210	308	56	89	..	..	141	129	138	107	..	..
Bihar and Orissa . . . . .	782	1,016	325	453	..	..	734	619	331	305	52	34
Central Provinces and Berar . . . . .	267	423	151	226	18	9	223	213	87	136	14	4
Assam . . . . .	267	247	92	77	2	3	292	223	110	139	2	1
North-West Frontier Province . . . . .	60	54	34	29	..	..	81	57	21	84	..	..
Minor Administrations . . . . .	171	208	82	94	9	13	216	214	121	144	11	9
<b>INDIA</b>	<b>18,946</b>	<b>15,759</b>	<b>6,366</b>	<b>8,556</b>	<b>741</b>	<b>402</b>	<b>14,956</b>	<b>13,583</b>	<b>7,179</b>	<b>7,609</b>	<b>728</b>	<b>414</b>

TABLE 18.—Average annual cost of educating an Arts student.

YEAR.	Madras.	Bombay.	Bengal.	United Provinces.	Punjab.	Burma.	Bihar and Orissa.	Central Provinces & Berar.	Assam.	North-West Frontier Province.	Minor Administrations.	India.
	Rs.	Rs.	Rs.	Rs.	Rs.	Rs.	Rs.	Rs.	Rs.	Rs.	Rs.	Rs.
1916-17 . . . . .	170	165	102	236	158	311	152	191	232	434	151	152
1921-22 . . . . .	223½	269	376	388	248	706	342	496	347	746	281	241



## III.—SECONDARY SCHOOLS FOR BOYS.

TABLE 19.—Boys in Secondary stage in Secondary Schools (for boys) per ten thousand male population.

PROVINCE.	1916-17.	1921-22.	Increase (+) or decrease (—)
Madras . . . . .	41	47	+ 6
Bombay . . . . .	54	59	+5
Bengal . . . . .	86	70	—16
United Provinces . . . . .	27	34	+7
Punjab . . . . .	44	88	+44
Burma . . . . .	34	29	—5
Bihar and Orissa . . . . .	23	18	—5
Central Provinces and Berar . . . . .	40	34	—6
Assam . . . . .	47	35	—12
North-West Frontier Province . . . . .	50	60	+10
Minor Administrations . . . . .	70	83	+13
<b>INDIA</b>	<b>46</b>	<b>48</b>	<b>+2</b>

TABLE 20.—Secondary Schools and Scholars.

PROVINCE.	1916-17.				1921-22.			
	High.	Middle English.	Middle Vernacular.	TOTAL.	High.	Middle English.	Middle Vernacular.	TOTAL.
<i>Schools.</i>								
Madras . . . . .	188	180	..	377	292	219	..	510
Bombay . . . . .	122	268	..	398	283	283	..	576
Bengal . . . . .	707	1,610	349	2,666	887	1,478	217	2,582
United Provinces . . . . .	143	85	422	650	184	73	558	815
Punjab . . . . .	136	135	151	422	203	178	672	1,053
Burma . . . . .	68*	100	1,082	1,250	80*	100	1,118	1,298
Bihar and Orissa . . . . .	100	230	130	460	110	260	159	529
Central Provinces and Berar . . . . .	43	153	218	414	43	156	317	510
North-West Frontier Province . . . . .	36	113	112	261	41	126	133	300
Assam . . . . .	17	8	25	50	12	68	20	90
North-West Frontier Province . . . . .	24	17	15	56	28	54	19	81
Minor Administrations . . . . .								
INDIA . . . . .	1,584	2,906	2,514	7,004	2,040	2,884	3,249	8,153
<i>Pupils.</i>								
Madras . . . . .	103,984	35,402	..	139,796	124,988	29,997	..	154,985
Bombay . . . . .	40,343	21,541	21,253	81,884	47,779	19,123	..	66,902
Bengal . . . . .	220,354	142,066	403,673	766,093	190,343	110,312	10,632	314,987
United Provinces . . . . .	44,808	10,964	83,273	89,045	40,193	6,412	43,074	85,689
Punjab . . . . .	54,135	28,448	28,711	111,294	75,776	36,912	95,636	208,244
Burma . . . . .	18,083†	14,154	82,558	114,805	17,656†	12,388	86,251	110,274
Bihar and Orissa . . . . .	34,734	23,873	11,635	70,242	24,645	19,615	11,323	55,583
Central Provinces and Berar . . . . .	4,828	16,158	35,308	56,384	3,021	13,487	43,833	62,346
North-West Frontier Province . . . . .	18,491	11,189	12,328	42,008	11,162	7,867	13,034	32,063
Assam . . . . .	5,469	2,304	4,840	12,613	6,762	5,292	8,362	18,418
North-West Frontier Province . . . . .	7,230	2,273	940	10,443	8,084	4,073	962	13,669
Minor Administrations . . . . .								
INDIA . . . . .	547,569	398,766	230,946	1,107,181	559,268	264,158	315,072	1,138,488

\* Includes Vernacular High Schools.

† Includes pupils in Vernacular High Schools.

TABLE 21.—Increase in Secondary Schools and Scholars during the Quinquennium.  
(Secondary Schools for Boys).

PROVINCE.	1917-18.			1918-19.			1919-20.			1920-21.			1921-22.		
	English.	Vernacular.	Total.	English.	Vernacular.	Total.	English.	Vernacular.	Total.	English.	Vernacular.	Total.	English.	Vernacular.	Total.
<i>Schools.</i>															
Madras	10	..	10	62	..	62	10	..	10	40	..	40	11	..	11
Bombay	32	..	32	31	..	31	4	..	4	64	..	64	15	..	15
Bengal	62	35	97	54	20	74	15	4	19	44	21	65	39	23	62
United Provinces	17	1	18	3	11	14	6	6	12	3	94	97	5	..	102
Punjab	12	0	12	15	13	28	46	327	373	17	124	141	20	57	77
Burma	2	6	8	7	8	15	2	23	25	5	5	10	4	7	11
Bihar and Orissa	14	0	14	15	0	15	17	18	35	3	1	4	6	1	7
Central Provinces and Berar	7	14	21	1	61	62	0	4	4	1	13	14	6	7	13
Assam	3	5	8	2	7	9	8	10	18	4	2	6	1	1	2
North West Frontier Province.	1	0	1	0	3	3	2	0	2	0	20	20	4	10	14
Minor Administrations	4	1	5	6	6	12	11	1	12	1	2	3	7	10	17
INDIA	164	21	185	194	86	280	124	375	500	44	933	977	24	78	102
<i>Pupils.</i>															
Madras	4,303	..	4,303	3,008	..	3,008	5,632	..	5,632	3,657	..	3,657	1,409	..	1,409
Bombay	3,161	..	3,161	4,760	..	4,760	3,051	..	3,051	6,455	..	6,455	1,101	..	1,101
Bengal	15	..	15	5,777	..	5,777	5,645	..	5,645	37,017	..	37,017	30,176	..	30,176
United Provinces	2,078	2,666	4,744	1,803	2,715	4,518	83	2,024	2,107	1,718	..	1,718	661	..	661
Punjab	1,645	2,603	4,248	1,932	184	2,116	33	3,343	3,376	3,191	..	3,191	4,287	..	4,287
Burma	21	1,182	1,203	3,732	931	4,663	13,786	3,434	6,636	6,693	..	6,693	17,874	..	17,874
Bihar and Orissa	449	2,717	3,166	408	663	1,071	2,806	2,816	5,622	7,486	..	7,486	3,092	..	3,092
Central Provinces and Berar.	392	159	551	184	116	300	154	2,171	2,325	10,053	..	10,053	3,194	..	3,194
Assam	60	1,944	2,004	1,151	8,256	9,407	154	200	354	3,102	..	3,102	363	..	363
North West Frontier Province.	207	97	304	323	366	689	412	985	1,397	933	..	933	861	..	861
Minor Administrations	323	282	605	1,053	748	1,801	1,873	131	2,004	610	147	757	1,102	..	1,102
INDIA	12,462	2,334	14,796	2,733	6,731	9,464	20,072	41,875	61,947	56,163	..	56,163	32,613	..	32,613

TABLE 22.—Secondary Schools for Boys, by management.

PROVINCE.	1916-17.†				1921-22.					
	Govern- ment.	Board.	Aided.	Unaided.	TOTAL.	Govern- ment.	Board.	Aided.	Unaided.	TOTAL.
Madras . . . . .	{ Schools { Pupils	86 28,737	266 107,121	17 5,026	377 139,706	18 5,742	191 39,027	281 109,372	10 844	510 154,995
Bombay . . . . .	{ Schools { Pupils	27 8,407	209 33,030	93 14,157	328 61,834	28 10,388	60 6,835	41,740	7,944	376 66,902
Bengal . . . . .	{ Schools { Pupils	49 15,680	1,432 187,427	1,094 191,029	2,666 403,873	47 13,595	82 7,634	1,444 154,583	1,009 138,575	2,682 314,387
United Provinces . . . . .	{ Schools { Pupils	54 16,507	142 32,059	46 7,570	650 89,045	63 17,691	536 42,371	179 31,805	37 3,522	815 95,889
Punjab . . . . .	{ Schools { Pupils	31 12,303	131 41,568	32 8,841	482 111,294	40 14,722	761 121,306	195 60,455	57 11,861	1,053 208,344
Burma . . . . .	{ Schools { Pupils	63 10,672	1,177 102,326	..	1,260 114,805	48 7,329	41 4,493	1,209 104,452	..	1,298 116,274
Bihar and Orissa . . . . .	{ Schools { Pupils	40 9,992	231 30,800	77 18,907	480 70,242	33 7,370	109 7,826	307 29,645	89 10,942	538 56,683
Central Provinces and Berar . . . . .	{ Schools { Pupils	67 8,817	83 7,174	15 805	414 56,394	83 9,081	334 47,002	83 5,690	10 568	510 62,846
Assam . . . . .	{ Schools { Pupils	38 10,176	88 10,644	5,609	36,962	40 8,609	121 11,498	86 7,239	63 4,637	309 32,003
North-West Frontier Province . . . . .	{ Schools { Pupils	6 1,389	13 4,668	1 279	50 12,613	7 1,324	62 9,740	21 7,352	..	90 18,418
Minor Administrations . . . . .	{ Schools { Pupils	19 2,788	26 6,379	6 595	56 10,443	20 2,987	17 2,369	41 8,110	3 193	81 13,659
INDIA	{ Schools { Pupils	402 98,543	3,798 503,696	1,415 252,818	7,004 1,107,181	437 98,813	2,314 300,101	4,092 560,463	1,320 179,111	5,163 1,188,488

TABLE 23.—High Schools for Boys, by periods.

PROVINCE.	1891-92.	1896-97.	1901-02.	1906-07.	1911-12.	1916-17.	1921-22.
Madras . . . . .	{ Schools 24,002 { Pupils	133 36,666	157 45,843	171 57,052	168 71,545	188 103,994	292 124,989
Bombay . . . . .	{ Schools 22,406 { Pupils	89 15,856	105 26,419	114 31,842	129 41,429	122 40,343	143 47,779
Bengal . . . . .	{ Schools 77,433 { Pupils	333 83,640	535 122,271	397 80,092	602 143,337	707 220,354	887 193,843
United Provinces . . . . .	{ Schools 10,109 { Pupils	97 17,334	101 17,323	108 24,460	115 34,169	143 44,808	184 46,103
Punjab . . . . .	{ Schools 10,689 { Pupils	74 21,826	97 26,426	94 30,703	101 47,962	136 54,136	203 76,776
Burma . . . . .	{ Schools 3,898 { Pupils	13 4,112	15 5,911	26 8,376	36 9,594	68 18,093	80 17,656
Bihar and Orissa . . . . .	{ Schools .. . . . { Pupils	.. . . .	.. . . .	.. . . .	93 25,367	100 34,734	119 24,645
Central Provinces and Berar . . . . .	{ Schools 1,040 { Pupils	19 1,304	24 1,580	30 2,026	35 3,105	43 4,928	43 3,021
Assam . . . . .	{ Schools 3,452 { Pupils	21 3,931	23 5,143	(a) 212 47,130	27 8,701	36 13,481	41 11,102
North-West Frontier Province . . . . .	{ Schools .. . . . { Pupils	.. . . .	.. . . .	.. . . .	.. . . .	17 5,469	20 6,762
Minor Administrations . . . . .	{ Schools 304 { Pupils	1 324	13 3,170	13 3,793	13 5,353	24 7,230	23 8,084
INDIA . . . . .	{ Schools 755 { Pupils 164,693	540 188,993	1,070 251,885	1,165 288,063	1,319 330,563	1,584 547,669	2,040 606,369

(a) For Eastern Bengal and Assam.

TABLE 24.—Middle English Schools for Boys, by periods.

PROVINCE.	1891-92.	1896-97.	1901-02.	1906-07.	1911-12.	1916-17.	1921-22.
Madras . . . . .	{ Schools { Pupils	201 24,805	280 26,871	292 31,748	207 31,341	189 35,802	218 29,997
Bombay . . . . .	{ Schools { Pupils	314 16,962	322 17,978	331 20,450	361 26,145	266 21,541	233 19,122
Bengal . . . . .	{ Schools { Pupils	942 69,658	946 69,377	651 45,833	1,231 123,187	1,610 162,066	1,472 110,412
United Provinces . . . . .	{ Schools { Pupils	72 7,077	93 9,214	90 9,431	74 10,804	85 10,964	75 6,412
Punjab . . . . .	{ Schools { Pupils	119 17,839	144 19,699	86 15,460	93 23,289	135 23,465	178 36,912
Burma . . . . .	{ Schools { Pupils	54 4,259	61 5,062	67 7,410	86 11,513	100 14,154	160 12,368
Bihar and Orissa . . . . .	{ Schools { Pupils	..	..	..	211 19,075	230 23,873	260 19,615
Central Provinces and Berar . . . . .	{ Schools { Pupils	93 8,598	99 10,824	96 10,649	111 12,780	153 16,158	150 13,487
Assam . . . . .	{ Schools { Pupils	66 4,631	78 6,064	(4) 517 41,873	95 10,922	113 11,183	126 7,867
North-West Frontier Province . . . . .	{ Schools { Pupils	..	6 967	4 923	4 1,439	6 2,304	12 3,222
Minor Administrations . . . . .	{ Schools { Pupils	1 196	1 323	1 267	1 148	17 2,273	34 4,673
INDIA . . . . .	{ Schools { Pupils	1789 127,828	1,922 155,841	2,030 170,561	2,129 168,110	2,908 225,765	2,864 264,156

(a) For Eastern Bengal and Assam.

TABLE 25.—Middle Vernacular Schools for Boys, by periods.

PROVINCE.	1891-92.	1896-97.	1901-02.	1906-07.	1911-12.	1916-17.	1921-22.
Madras . . . . .	{ Schools 4,360 { Pupils	149 10,963	101 8,980	87 8,186	..	..	..
Bombay . . . . .	{ Schools .. { Pupils	..	..	..	..	..	..
Bengal . . . . .	{ Schools 1,113 61,361 { Pupils	1,140 65,441	970 63,344	409 24,360	614 32,876	349 21,259	217 10,652
United Provinces . . . . .	{ Schools 323 30,090 { Pupils	297 31,769	301 40,792	340 49,076	375 45,378	423 33,278	566 43,074
Punjab . . . . .	{ Schools 123 18,190 { Pupils	182 18,925	110 17,554	110 18,081	118 22,232	151 28,711	672 95,056
Burma . . . . .	{ Schools 22 1,579 { Pupils	160 9,918	254 16,013	411 27,153	747 53,715	1,092 82,658	1,118 86,251
Bihar and Orissa . . . . .	{ Schools .. { Pupils	..	..	..	136 0,612	130 11,635	169 11,823
Central Provinces and Berar . . . . .	{ Schools 171 18,576 { Pupils	149 18,702	141 19,058	252 31,510	252 37,179	218 35,308	317 45,889
Assam . . . . .	{ Schools 43 2,854 { Pupils	48 2,965	45 2,820	(a) 420 24,401	25 2,758	118 12,328	133 18,084
North-West Frontier Province . . . . .	{ Schools .. { Pupils	..	10 1,210	10 1,845	14 2,426	25 4,840	68 8,862
Minor Administrations . . . . .	{ Schools .. { Pupils	..	..	..	..	16 940	19 902
INDIA { Schools { Pupils	1,694 136,909	2,065 168,758	1,932 152,706	2,039 184,132	2,101 206,070	2,514 220,846	2,949 315,078

(a) For Eastern Bengal and Assam.

TABLE 26.—Race and creed of pupils in Secondary Schools for Boys, 1921-22.

PROVINCE	Europeans and Anglo-Indians	Indian Christians	HINDUS		Muhammadans	Buddhists	Parsees	Others	TOTALS
			Brahmins	Non-Brahmins					
Madras	4,107	13,619	55,764	73,341	7,629	18	65	442	154,985
Bombay	1,980	5,652	19,764	27,433	5,833	5	5,388	897	66,902
Bengal	3,917	2,106	67,025	178,303	60,725	1,311	85	915	314,887
United Provinces	2,400	1,494	25,401	50,204	15,627	2	42	219	96,569
Punjab	792	1,945	19,604	75,607	77,276	..	19	32,741	208,344
Burma	2,171	10,788	449	3,787	5,804	92,948	45	282	116,374
Bihar and Orissa	402	13,436	10,623	34,282	5,170	..	4	1,656	55,553
Central Provinces and Berar	268	1,667	12,212	36,928	5,978	7	69	4,227	62,846
Assam	182	1,847	5,050	19,503	4,824	19	..	1,608	32,003
North-West Frontier Province	..	35	554	7,255	10,572	..	..	..	18,416
Minor Administrations	736	763	1,918	7,012	2,514	3	62	651	13,669
INDIA	16,865	42,552	213,424	513,965	202,962	94,313	5,779	43,638	1,133,458



TABLE 27.—Distribution of pupils between secondary schools for boys under public and private management.

PROVINCE.	1916-17.]					1921-22.				
	A	B	C	Percentage of A to C (Public).	Percentage of B to C (Private).	A	B	C	Percentage of A to C (Public).	Percentage of B to C (Private).
	No. of pupils in schools under public management.	No. of pupils in schools under private management.	No. of pupils in all Secondary Schools.			No. of pupils in schools under public management.	No. of pupils in schools under private management.	No. of pupils in all Secondary Schools.		
Madras . . . . .	27,649	112,147	139,796	19.8	80.2	44,769	110,216	154,985	28.9	71.1
Bombay . . . . .	14,697	47,187	61,884	23.7	76.3	17,218	49,684	66,902	25.7	74.3
Bengal . . . . .	25,217	378,456	403,673	6.2	93.8	21,229	293,158	314,387	6.8	93.2
United Provinces . . . . .	49,416	39,929	89,345	55.5	44.5	60,262	35,327	95,589	63.0	37.0
Punjab . . . . .	60,885	50,409	111,294	54.7	45.3	136,028	72,316	208,344	65.3	34.7
Burma . . . . .	12,479	102,326	114,805	10.9	89.1	11,822	104,452	116,274	10.2	89.8
Bihar and Orissa . . . . .	20,555	49,767	70,242	29.2	70.8	14,996	40,587	55,583	27.0	73.0
Central Provinces and Berar.	47,815	8,579	56,394	84.8	15.2	56,088	6,283	62,346	90.0	10.0
Assam . . . . .	20,839	16,153	36,992	56.3	43.7	20,107	11,896	32,003	62.8	37.2
North-West Frontier Province.	7,666	4,947	12,613	60.8	39.2	11,064	7,362	18,416	60.0	40.0
Minor Administrations . . . . .	3,469	6,974	10,443	33.2	66.8	6,366	8,303	14,669	39.2	60.8
INDIA . . . . .	290,667	816,614	1,107,181	26.3	73.7	328,614	739,674	1,138,438	35.9	64.9

TABLE 28.—Male scholars in different stages of instruction in Secondary Schools for Boys.

PROVINCE.	1916-17.								1921-22.							
	HIGH STAGE.		MIDDLE STAGE.		PRIMARY STAGE.		TOTAL.		HIGH STAGE.		MIDDLE STAGE.		PRIMARY STAGE.		TOTAL.	
	No. of classes.	No. of pupils.	No. of classes.	No. of pupils.	No. of classes.	No. of pupils.	No. of classes.	No. of pupils.	No. of classes.	No. of pupils.	No. of classes.	No. of pupils.	No. of classes.	No. of pupils.	No. of classes.	No. of pupils.
Madras . . . . .	3	31,301	3	62,633	5	53,424	11	137,358	8	37,974	3	59,474	5	54,680	11	152,128
Bombay . . . . .	4	23,238	3	32,539	—	(a)4,772	7	60,549	4	27,819	3	31,895	—	(a)5,472	7	65,186
Bengal . . . . .	4	99,864	2	100,894	6*	202,245	12	403,003	4	91,767	2	76,742	6*	145,160	12	318,669
United Provinces . . . . .	2	10,830	4	55,778	6	22,026	12	88,638	2	11,670	4	69,837	6	13,826	12	95,233
Punjab . . . . .	2	10,655	3	36,464	5	64,126	10	111,245	2	15,244	4	84,209	4	108,949	10	208,302
Burma . . . . .	3	2,310	3	18,745	4	67,275	10	88,380	3	2,145	3	17,387	4	65,314	10	84,846
Bihar and Orissa . . . . .	4	19,944	2	19,060	6	31,008	12	70,012	4	14,415	2	15,495	6	25,475	12	55,385
Central Provinces and Berar . . . . .	3	4,924	4	22,971	5	28,053	12	55,948	3	3,019	4	20,927	5	37,126	12	61,072
Assam . . . . .	4	6,597	2	9,569	4	20,438	10	36,604	4	5,853	2	7,681	4	17,913	10	31,647
North-West Frontier Province . . . . .	2	763	4	5,114	4	6,736	10	12,613	2	964	4	6,358	4	11,089	10	18,411
Minor Administrations . . . . .	..	1,643	..	4,587	..	4,170	..	10,400	..	1,998	..	5,776	..	6,215	..	13,979†
INDIA	—	212,059	—	358,354	—	504,372	—	1,074,695	—	212,768	—	395,971	—	491,119	—	1,099,858

\* There are only four primary classes in Bengal (East).

† Includes scholars reading in the School Departments of Colleges in Bangalore.

(a) These figures relate to European schools which have primary departments.

TABLE 29.—Percentages of male scholars in the different stages of instruction in secondary schools for boys.

PROVINCE.	1916-17.			1921-22.		
	High stage.	Middle stage.	Primary stage.	High stage.	Middle stage.	Primary stage.
Madras . . . . .	22.8	38.3	38.9	25.0	39.1	35.9
Bombay . . . . .	38.4	53.7	7.9	42.7	48.9	8.4
Bengal . . . . .	24.8	25.0	50.2	29.2	24.5	46.3
United Provinces . . . . .	12.2	62.9	24.9	12.2	73.3	14.5
Punjab . . . . .	9.6	32.8	57.6	7.3	40.4	52.3
Burma . . . . .	2.6	21.2	76.2	2.5	20.5	77.0
Bihar and Orissa . . . . .	28.5	27.2	44.3	26.0	28.0	46.0
Central Provinces and Berar . . . . .	8.8	41.1	50.1	4.9	34.3	60.8
Assam . . . . .	18.0	26.2	55.8	18.5	24.9	56.6
North-West Frontier Province . . . . .	6.1	40.5	53.4	5.3	34.5	60.2
Minor Administrations . . . . .	15.8	44.1	40.1	14.3	41.2	44.5
INDIA . . . . .	19.7	38.4	46.9	19.3	36.0	44.7

TABLE 30.—*Expenditure on Secondary*

PROVINCE.	1916-17.						
	PUBLIC FUNDS.				PRIVATE FUNDS.		GRAND TOTAL.
	Government Funds.	Board Funds.	Municipal Funds.	TOTAL.	Fees.	Other sources.	
Rs.	Rs.	Rs.	Rs.	Rs.	Rs.	Rs.	
Madras . . .	4,64,369	77,229	20,066	5,61,664	28,63,577	7,42,389	41,67,630
Bombay . . .	7,76,235	10,817	77,658	8,64,710	14,90,461	5,85,946	29,41,117
Bengal . . .	9,12,815	2,21,683	28,960	11,63,458	55,77,522	10,59,871	78,00,851
United Provinces	9,36,098	3,35,962	95,412	13,67,472	14,35,560	5,24,339	33,27,371
Punjab . . .	6,56,359	3,58,422	1,68,830	11,83,611	14,65,278	3,31,389	29,80,278
Hurma . . .	8,20,328	2,57,744	2,76,356	13,54,428	10,29,560	1,70,169	25,54,157
Bihar and Orissa	2,67,068	1,44,582	5,950	4,17,600	9,40,350	2,20,865	15,78,815
Central Provinces and Berar	3,35,260	2,39,645	1,81,526	7,56,431	3,09,499	1,08,750	11,74,680
Assam . . .	1,73,973	76,672	7,502	2,58,147	3,41,137	65,051	6,64,335
North-West Frontier Province.	1,02,160	64,155	14,933	1,71,248	86,412	42,148	2,99,806
Minor Administrations	1,51,794	9,487	26,631	1,87,912	1,82,058	82,420	4,52,390
INDIA . . .	55,96,459	17,86,398	9,03,824	82,86,681	1,57,21,414	39,33,337	2,79,41,432

*Schools for Boys by sources.*

1921-22.						
PUBLIC FUNDS.				PRIVATE FUNDS.		GRAND TOTAL.
Government Funds.	Board Funds.	Municipal Funds.	TOTAL.	[Fees.	Other sources.	
Rs.	Rs.	Rs.	Rs.	Rs.	Rs.	Rs.
13,04,879	3,55,584	70,246	17,30,709	36,40,525	11,64,589	65,35,823
14,95,301	21,779	85,718	16,02,798	19,33,200	8,89,045	44,25,043
15,21,454	2,66,902	35,217	18,23,573	57,56,107	15,84,174	91,63,854
28,54,265	3,99,272	1,16,736	33,70,273	15,16,362	7,71,077	56,57,712
22,19,929	6,29,102	2,65,176	31,14,207	21,42,098	9,36,095	61,92,400
16,02,824	5,61,227	2,27,041	23,91,092	9,33,501	3,59,544	36,84,137
7,01,496	1,71,292	4,898	8,77,686	8,66,749	4,03,393	21,47,822
10,89,635	3,25,442	1,61,297	15,76,374	3,17,586	1,70,029	20,63,989
4,45,474	67,761	10,849	5,24,084	3,40,025	86,728	9,50,837
3,79,217	14,264	15,242	4,08,723	95,396	97,317	6,01,436
3,39,552	28,911	53,523	4,21,986	1,93,078	1,79,325	7,94,389
1,38,54,026	23,41,536	10,45,943	1,78,41,505	1,77,34,827	66,41,316	4,22,17,448

TABLE 31.—Average annual cost of a Secondary School for boys.

PROVINCE.	1916-17.	1921-22.
	Rs.	Rs.
Madras . . . . .	11,055	12,815
Bombay . . . . .	7,580	11,769
Bengal . . . . .	2,926	3,549
United Provinces . . . . .	5,119	6,942
Punjab . . . . .	7,062	5,881
Burma . . . . .	2,027	2,838
Bihar and Orissa . . . . .	3,432	3,992
Central Provinces and Berar . . . . .	2,827	4,047
Assam . . . . .	2,545	3,169
North-West Frontier Province . . . . .	5,996	6,683
Minor Administrations . . . . .	7,549	9,807
INDIA . . . . .	3,989	5,178

TABLE 32.—Average annual cost of educating a pupil in a Secondary School for boys—by sources.

	1916-17.					1921-22.				
	From Fees.	From Govt. Funds.	From Board Funds.	From other sources.	Total annual cost per Scholar.	From Fees.	From Govt. Funds.	From Board Funds.	From other sources.	Total annual cost per Scholar.
	Rs.	Rs.	Rs.	Rs.	Rs.	Rs.	Rs.	Rs.	Rs.	Rs.
<i>I.—Anglo-Vernacular.</i>										
Madras . . . . .	20.6	3.3	0.7	5.3	29.9	23.0	8.2	2.7	7.4	41.3
Bombay . . . . .	23.3	12.1	1.4	9.1	45.9	29.8	23.0	1.6	13.7	68.1
Bengal . . . . .	15.3	2.4	0.6	2.8	21.1	19.2	5.0	0.9	5.2	30.3
United Provinces . . . . .	24.1	16.9	1.1	9.4	51.5	26.6	42.7	1.4	14.5	85.2
Punjab . . . . .	16.9	7.9	3.1	3.9	31.8	18.0	13.3	4.2	8.5	44.0
Burma . . . . .	31.5	19.6	7.8	4.4	63.3	31.2	56.5	..	11.4	99.1
Bihar and Orissa . . . . .	16.4	4.4	1.3	3.7	25.8	19.2	16.1	0.0	9.1	44.4
Central Provinces and Berar . . . . .	13.8	14.0	7.4	4.4	39.6	18.8	45.1	7.5	9.2	80.6
Assam . . . . .	14.8	6.6	1.4	2.7	25.5	17.8	18.7	1.3	4.4	42.2
North-West Frontier Province . . . . .	10.5	12.9	3.0	5.3	31.7	9.9	24.7	2.2	10.0	46.8
Minor Administrations . . . . .	13.2	13.9	3.0	8.4	43.5	15.0	25.1	5.4	13.9	59.4
INDIA . . . . .	18.1	6.1	1.5	4.5	30.2	21.3	14.7	1.9	8.0	45.9

TABLE 32.—Average annual cost of educating a pupil in a Secondary School for boys—by sources—contd.

	1916-17.					1921-22.				
	From Fees.	From Govt. Funds.	From Board Funds.	From other sources.	Total annual cost per Scholar.	From Fees.	From Govt. Funds.	From Board Funds.	From other sources.	Total annual cost per Scholar.
	Rs.	Rs.	Rs.	Rs.	Rs.	Rs.	Rs.	Rs.	Rs.	Rs.
<i>II.—Vernacular</i>										
Madras † . . . . .	..	..	..	..	..	..	..	..	..	..
Bombay † . . . . .	..	..	..	..	..	..	..	..	..	..
Bengal . . . . .	4.2	1.9	2.0	1.7	9.8	4.5	3.7	3.8	2.8	14.8
United Provinces . . . . .	3.4	0.3	10.9	0.3	14.9	2.9	14.4	10.2	0.3	27.8
Punjab . . . . .	2.2	0.1	9.2	0.1	11.6	2.6	9.7	5.4	0.4	18.1
Burma* . . . . .	1.1	2.7	3.5	0.4	7.7	0.9	0.6	8.8	0.5	10.8
Bihar and Orissa . . . . .	3.4	2.1	6.7	1.3	13.5	3.3	0.3	16.4	1.0	21.0
Central Provinces and Berar . . . . .	0.0	0.6	7.3	0.3	8.2	0.1	7.3	7.8	0.4	15.6
Assam . . . . .	0.1	2.1	4.6	0.2	7.0	0.1	6.9	4.3	0.2	11.5
North-West Frontier Province . . . . .	0.8	..	9.3	..	10.1	0.1	17.7	1.1	0.1	19.0
Minor Administrations . . . . .	2.9	14.3	6.4	0.4	24.0	1.4	20.3	14.8	1.8	38.3
INDIA . . . . .	1.7	1.6	6.1	0.5	9.9	1.7	6.9	7.6	0.5	16.7

\* Includes Vernacular High Schools.

† All kinds of Vernacular Schools are classed as Primary Schools in the Madras and Bombay Presidencies.



TABLE 33.—Average annual fee per pupil in Secondary Schools for boys.

PROVINCE.	ANGLO-VERNAICULAR.		VERNAICULAR.	
	1916-17.	1921-22.	1916-17.	1921-22.
	Rs.	Rs.	Rs.	Rs.
Madras . . . . .	20.6	23.0	..	..
Bombay . . . . .	23.2	29.8	..	..
Bengal . . . . .	15.3	19.2	4.2	4.5
United Provinces . . . . .	24.1	26.6	3.4	3.0
Punjab . . . . .	16.9	18.0	2.2	2.7
Burma . . . . .	31.5	31.2	1.0	0.9
Bihar and Orissa . . . . .	16.4	19.2	3.3	3.3
Central Provinces and Berar . . . . .	13.8	18.8	0.03	0.1
Assam . . . . .	14.8	17.8	0.1	0.1
North-West Frontier Province . . . . .	10.4	9.9	0.8	0.1
Minor Administrations . . . . .	18.2	15.0	2.9	1.4
INDIA . . . . .	18.1	21.3	1.7	1.7

TABLE 34.—Grants-in-aid to Secondary Schools for boys (including European Schools).

PROVINCE.	1886-87.	1891-92.	1896-97.	1901-02.	1906-07.	1911-12.	1916-17.	1921-22.	Annual average for each school in 1916-17.	Annual average for each school in 1921-22.
	Rs.	Rs.	Rs.	Rs.	Rs.	Rs.	Rs.	Rs.	Rs.	Rs.
Madras	1,44,993	1,47,081	1,58,050	1,69,470	2,48,746	2,16,163	3,47,256	6,33,408	1,305	2,177
Bombay	1,70,649	1,53,707	1,90,433	1,97,811	2,09,756	2,74,276	4,85,617	8,49,100	2,324	3,594
Bengal	4,14,636	4,27,723	4,18,213	3,84,832	3,28,208	5,12,563	8,45,675	10,91,994	501	759
United Provinces	1,54,515	1,60,971	1,72,478	1,80,671	2,39,366	3,05,362	5,13,448	11,98,878	3,616	6,698
Punjab †	71,855	92,063	1,03,881	1,07,410	1,28,671	1,91,540	4,28,308	8,69,373	3,270	4,407
Purna	49,563	41,307	1,13,430	1,90,615	3,59,131	5,24,876	9,15,642	16,83,065	778	1,367
Bihar and Orissa										
Central Provinces and Berar	20,712	24,871	27,272	26,173	66,214	92,961	2,04,713	8,66,758	866	1,195
Assam	21,672	24,599	32,960	34,126	1,63,895‡	53,324	1,45,345	1,80,317	1,751	2,172
North-West Frontier Province		in Rs.	Punjab.)	8,240	11,208	15,454	67,843	1,18,948	5,219	5,694
Minor Administrations		(Figures prior to 1916-17 are not available.)					90,311	1,72,591	3,493	3,963
INDIA	10,48,465	10,73,923*	12,16,726	12,71,357	17,57,793†	22,68,786	41,05,969	72,05,166	1,081	1,761

\* Includes Rs. 1,200 for Coorg.  
† Includes Delhi up to the year 1911-12.  
‡ For Eastern Bengal and Assam.  
§ Discrepancy of Rs. 600.

TABLE 35.—Number and qualifications of Teachers in Secondary Schools of all kinds, 1921-22.

PROVINCE.	Total number of Teachers.	DISTRIBUTION OF TEACHERS ACCORDING TO QUALIFICATIONS.										Average Number of Teachers of pupils per Teacher.
		TEACHERS OF VERNACULAR.		ANGLO-VERNACLER TEACHERS.*		ALL TEACHERS.		ANGLO-VERNACLER TEACHERS.*		Average Number of Teachers per School.		
		Trained.	Untrained.	Trained.	Untrained.	Trained.	Untrained.	Trained.	Untrained.	Possessing a University degree.	Possessing no degree.	
Madras . . . . .	8,485	..	..	5,865	2,620	5,865	2,620	8,627	14	20		
Bombay . . . . .	4,447	15	..	1,194	3,268	1,179	3,298	3,070	10	17		
Bengal . . . . .	21,004	3,595	3,903	666	12,840	4,261	16,743	10,064	8	16		
United Provinces . . . . .	8,069	3,096	754	1,334	2,885	4,430	3,639	3,046	5	14		
Punjab . . . . .	10,180	4,903	2,045	1,991	1,221	6,994	3,266	1,179	9	22		
Burma . . . . .	5,044	2,246	1,805	872	121	3,118	1,926	872	3	26		
Bihar and Orissa . . . . .	4,156	1,639	689	181	1,647	1,820	2,836	1,900	7	14		
Central Provinces and Berar . . . . .	3,585	1,499	776	549	781	2,048	1,507	954	6	19		
Assam . . . . .	1,784	606	362	125	682	780	1,064	556	5	20		
North-West Frontier Province . . . . .	906	376	227	157	147	533	374	211	10	21		
Minor Administrations . . . . .	1,068	351	185	290	292	641	427	409	10	17		
INDIA { 1921-22 . . . . .	68,688	18,324	10,716	13,194	23,454	31,518	37,170	29,132	8	18		
INDIA { 1910-17 . . . . .	68,905	12,559	11,380	9,477	25,489	22,036	33,869	7,927	7	20		
INDIA { 1911-12 . . . . .	43,324	(Details not available)	14,473	28,851	4,860 (No information.)	7	21					

\* Anglo-Vernacular Teachers, Teachers of Classical Languages and Teachers in European Schools.  
 † Includes 8 teachers whose particulars are not available.

IV.—PRIMARY SCHOOLS FOR BOYS.  
 TABLE 36.—*Proportion of Boys in the Primary stage of education.*

PROVINCE.	NUMBER OF BOYS IN THE PRIMARY STAGE PER 1,000 OF THE MALE POPULATION.								Number of male literates per 1,000 of the male population (all ages—5 and over).
	1880-87.	1891-92.	1896-97.	1901-02.	1906-07.	1911-12.	1916-17.	1921-22.	
Madras *	23.5	28.2	31.0	29.3	34.6	42.6	54.8	59.5	172
Bombay *	32.9	33.2	25.7	33.7	37.8	45.3	52.1	63.2	159
Bengal .	34.5	33.5	37.1	34.2	38.1	51.5	55.8	52.1	181
United Provinces .	9.7	7.6	10.2	13.1	18.0	20.7	26.8	32.3	74
Punjab †	10.9	11.0	13.1	12.9	16.7	21.8	28.7	33.6	77
Burma .	48.9	31.3	30.4	25.0	27.7	28.6	39.5	29.3	510
Bihar and Orissa .									100
Central Provinces and Berar .	18.5	18.0	21.8	22.8	30.0	33.4	40.7	38.2	98
Assam .	22.7	24.6	30.0	28.2	39.2†	40.2	51.2	41.4	127
North- West Frontier Province .				9.5	12.1	17.6	26.9	30.2	73
Minor Administrations .	27.9	37.0	36.9	30.9	29.2	40.0	28.9	31.3	168
INDIA	24.0	23.8	25.9	28.0	25.9	33.7	43.4	44.1	143

\* The figures include attendance in middle vernacular classes.

† Includes Delhi upto 1911-12.

‡ Includes Eastern Bengal.

TABLE 37.—Primary Schools for boys, by period.

PROVINCE.	1886-87.	1891-92.	1896-97.	1901-02.	1906-07.	1911-12.	1916-17.	1921-22.	Increase or decrease, 1917-22.	Percentage of increase or decrease, 1917-22.
Madras . . . . .	13,358	18,059	19,992	19,093	21,379	24,044	28,981	33,635	+ 4,754	+ 16.5
Bombay . . . . .	7,042	8,354	8,828	8,219	9,485	11,609	9,645	11,170	+ 1,525	+ 15.8
Bengal . . . . .	48,487	48,587	49,650	45,922	33,962	28,000	32,505	35,621	+ 3,026	+ 9.3
United Provinces . . . . .	4,978	4,185	6,925	6,773	9,545	9,258	10,540	15,498	+ 4,956	+ 47.0
Punjab . . . . .	1,624	1,733	2,453	2,257	3,151	3,417	4,918	5,627	+ 709	+ 14.4
Burma . . . . .	4,787	5,946	4,688	3,927	4,950	4,764	6,788	4,374	— 2,414	— 35.6
Bihar and Orissa . . . . .	..	..	..	..	..	21,990	22,164	22,448	+ 284	+ 1.3
Central Provinces and Berar.	2,580	2,729	3,384	3,035	2,645	3,195	3,698	3,987	+ 289	+ 7.8
Assam . . . . .	1,749	2,217	2,787	2,776	17,581*	3,409	3,868	3,957	+ 89	+ 2.3
North-West Frontier Province.	..	..	..	154	217	260	585	625	+ 40	+ 6.8
Minor Administrations . . . . .	68	71	74	70	82	80	399	495	+ 96	+ 24.0
INDIA . . . . .	84,673	91,881	97,881	92,226	102,947	110,692	124,081	137,486	+ 13,864	+ 10.8

\* Includes Eastern Bengal.

TABLE 38.—Primary Schools

PROVINCE.		1916-17.			
		Government.	District Boards.	Municipal Boards.	Aided.
Madras	Schools	199	6,095	500	18,334
	Pupils	10,825	357,255	44,671	714,160
Bombay	Schools	22	7,073	756	1,655
	Pupils	1,970	371,778	112,565	77,106
Bengal	Schools	127	2,803	6	25,700
	Pupils	4,946	128,347	323	910,343
United Provinces	Schools	4	8,233	290	1,685
	Pupils	236	554,875	23,154	66,195
Punjab	Schools	8	3,305	107	1,335
	Pupils	1,122	168,888	10,595	68,167
Burma	Schools	8	3	..	6,777
	Pupils	812	114	..	221,560
Bihar and Orissa	Schools	133	293	25	16,085
	Pupils	6,418	15,895	1,514	474,524
Central Provinces and Berar	Schools	11	3,017	186	254
	Pupils	1,257	218,920	26,813	12,744
Assam	Schools	120	2,895	19	661
	Pupils	3,823	141,832	2,276	17,592
North-West Frontier Province	Schools	1	551	19	12
	Pupils	67	21,815	1,801	1,221
Minor Administrations	Schools	125	126	26	85
	Pupils	5,614	6,762	2,880	6,567
INDIA	Schools	764	34,394	1,964	72,763
	Pupils	37,090	1,986,481	228,592	2,560,179

for Boys, by management.

		1921-22.					
Unaided.	TOTAL.	Government.	District Boards.	Municipal Boards.	Aided.	Unaided.	TOTAL.
3,753	28,881	591	7,386	848	21,909	2,901	33,635
105,271	1,232,182	26,739	413,603	61,807	704,364	76,148	1,372,661
109	9,645	37	7,895	906	2,267	65	11,170
6,935	570,354	4,585	456,805	125,554	102,349	3,720	693,103
3,959	32,595	103	3,046	8	23,918	3,541	35,621
116,218	1,160,177	3,142	119,565	519	942,178	99,659	1,165,663
128	10,540	5	12,419	517	2,422	133	15,496
4,767	649,227	172	669,654	38,663	74,562	4,686	787,737
163	4,918	21	4,422	180	867	137	5,627
7,047	245,819	1,507	203,744	17,411	42,376	5,166	270,704
..	6,788	6	7	1	4,360	..	4,374
..	222,496	298	270	46	172,084	..	172,698
5,628	22,164	116	590	154	16,808	4,780	22,443
121,005	619,366	5,017	28,265	7,095	491,039	98,250	639,666
230	3,698	10	3,290	243	239	205	3,987
9,718	269,452	1,053	192,162	28,786	11,967	3,097	242,065
167	3,868	180	2,958	29	624	164	3,957*
5,492	171,016	4,877	129,619	2,617	16,632	4,896	158,691*
2	585	..	597	19	5	4	625
193	25,097	..	22,699	2,215	781	304	25,999
37	399	154	171	43	85	44	497
1,423	23,246	6,168	7,680	3,098	6,508	1,596	25,059
14,176	124,081	1,228	42,781	2,948	78,504	11,974	137,437*
378,069	5,183,411	53,558	2,244,156	287,811	2,655,340	302,521	5,541,437*

\* Includes 2 Night Schools with 51 pupils.

TABLE 39.—Pupils in Primary Schools for Boys, by period.

PROVINCE.	1886-87.	1891-92.	1898-97.	1901-02.	1906-07.	1911-12.	1916-17.	1921-22.	Increase or decrease, 1917-22.	Percentage of increase or decrease, 1917-22.
Madras . . . . .	358,641	517,938	568,064	588,026	692,400	940,680	1,252,192	1,372,061	+140,479	+11.4
Bombay . . . . .	403,717	477,031	518,082	463,452	516,719	672,391	670,354	693,103	+125,749	+21.5
Bengal . . . . .	1,080,389	1,123,560	1,243,803	1,212,356	954,927	1,074,100	1,180,177	1,165,063	+ 4,986	+ 0.4
United Provinces . . . . .	171,812	147,714	207,116	324,699	418,480	480,544	649,227	787,737	+138,510	+21.3
Punjab . . . . .	79,529	88,972	108,315	100,715	141,559	179,588	245,819	270,704	+ 24,985	+10.1
Burma . . . . .	98,860	128,554	119,250	116,339	155,884	161,236	222,486	172,698	- 49,788	-22.4
Bihar and Orissa . . . . .	..	..	..	..	..	613,359	619,356	629,686	+ 10,310	+ 1.7
Central Provinces and Berar.	184,321	128,457	188,794	169,347	177,347	239,711	269,452	242,065†	- 27,387	-10.2
Assam . . . . .	50,006	64,562	79,955	83,214	560,711*	141,748	171,015	158,691	- 12,324	- 7.2
North-West Frontier Province.	..	..	..	7,365	9,928	14,129	25,097	25,999	+ 902	+ 3.6
Minor Administrations . . . . .	1,042	4,020	3,924	3,578	3,604	5,153	23,246	25,050	+ 1,804	+ 7.9
INDIA . . . . .	2,331,317	2,689,449	3,028,902	3,079,191	3,630,668	4,632,643	5,186,411	5,532,457†	+ 355,028	+ 6.9

\* Includes Eastern Bengal.

† Includes 51 pupils in 2 night schools in Assam.



TABLE 40.—Average number of pupils in a Primary School for Boys, by periods.

PROVINCE.	1886-87.	1891-92.	1896-97.	1901-02.	1906-07.	1911-12.	1916-17.	1921-22.	Percentage of increase or decrease, 1917-22.
Madras . . . . .			29	31	32	39	43	41	- 4.7
Mombay . . . . .			59	56	54	68	59	62	+ 5.1
Bengal . . . . .			25	26	28	38	36	38	- 8.8
United Provinces . . . . .			34	41	44	52	62	51	- 19.4
Punjab . . . . .			44	44	45	58	50	48	- 4.0
Burma . . . . .			25	30	31	34	33	39	+ 18.2
Bihar and Orissa . . . . .			..	..	..	28	28	28	..
Central Provinces and Berar . . . . .			55	54	67	75	73	61	- 18.4
Assam . . . . .			(e) 37	43	32*	41	44	40	- 9.1
North-West Frontier Province . . . . .			..	46	46	54	43	42	- 2.3
Minor Administrations . . . . .			53	51	44	64	57	50	- 12.3
INDIA . . . . .	59	59	31	38	36	41	42	40	- 4.8

\* Includes Eastern Bengal.  
(e) Separate figures for Upper and Lower Primary schools.

TABLE 41.—Boys in the Primary Stage in Primary and Secondary Schools, by periods.

PROVINCE.	1896-97.	1891-92.	1896-97.	1901-02.	1906-07.	1911-12.	1916-17.	1921-22.	Percentage of increase or decrease, 1917-22.
Madras . . . . .	358,876	486,833	557,239	558,613	652,967	867,861	1,119,626	1,242,532	+ 11.1
Bombay . . . . .	394,020	459,493	496,554	441,751	495,808	635,953	534,019	643,408	+ 20.5
Bengal . . . . .	1,166,649	1,218,470	1,352,456	1,333,190	995,188	1,203,599	1,302,952	1,359,080	— 3.4
United Provinces . . . . .	222,059	185,618	248,917	323,088	458,122	509,398	656,551	769,511	+ 17.2
Punjab . . . . .	112,195	123,981	147,870	141,159	183,177	239,330	309,211	379,295	+ 22.7
Burma . . . . .	97,495	121,736	118,290	118,260	157,650	177,150	244,555	197,788	— 19.1
Bihar and Orissa . . . . .	..	..	..	..	..	597,251	605,632	612,095	+ 1.1
Central Provinces and Berar . . . . .	133,100	143,607	174,021	164,985	200,427	259,337	282,012	265,464	— 5.9
Assam . . . . .	56,853	69,006	84,052	88,757	614,110*	146,325	177,570	163,915	— 7.7
North-West Frontier Province . . . . .	..	..	..	11,011	14,012	20,826	31,516	37,102	+ 16.6
Minor Administrations . . . . .	2,804	3,602	3,543	3,076	2,926	3,981	25,764	29,414	+ 14.2
INDIA . . . . .	2,547,050	2,822,341	3,133,941	3,133,940	3,774,387	4,961,101	5,285,708	5,899,504	+ 5.9

\* Includes Eastern Bengal.

TABLE 42.—Expenditure on Primary Schools for Boys, by periods.

PROVINCE.	1886-87.	1891-92.	1896-97.	1901-02.	1906-07.	1911-12.	1916-17.	1921-22.
	Rs.	Rs.	Rs.	Rs.	Rs.	Rs.	Rs.	Rs.
Madras . . . . .	11,41,081	16,01,647	18,16,176	19,54,646	25,48,206	37,74,284	58,87,538	87,37,951
Bombay . . . . .	19,18,477	24,82,587	29,47,720	30,59,950	36,86,511	50,01,580	53,71,241	1,25,31,581
Bengal . . . . .	23,46,222	25,72,095	28,90,289	30,56,309	25,96,848	26,93,440	38,19,991	45,08,024
United Provinces . . . . .	5,87,642	6,24,065	6,75,060	11,91,807	13,31,445	16,43,050	26,15,046	62,92,110
Punjab † . . . . .	3,28,353	3,99,711	4,79,207	4,56,179	6,41,177	8,87,087	15,82,683	27,35,680
Burma . . . . .	2,06,177	2,14,374	2,06,309	3,21,935	5,48,892	6,22,283	8,68,352	11,68,218
Bihar and Orissa . . . . .								
Central Provinces and Berar . . . . .	5,27,738	5,24,669	5,79,035	6,60,172	7,45,996	10,30,075	14,31,209	25,11,515
Assam . . . . .	1,43,359	1,81,455	2,45,155	2,62,583	15,03,811*	4,87,063	6,91,429	8,38,695
North-West Frontier Province . . . . .				33,990	45,252	64,804	1,70,536	3,58,914
Minor Administrations † . . . . .	11,612	13,940	16,583	16,966	22,737	27,265	2,88,279	4,12,411
INDIA . . . . .	79,10,641	86,04,543	98,55,463	1,10,14,517	1,36,70,993	1,79,62,453	2,51,67,789	4,38,47,444

\* For Eastern Bengal and Assam.

† Includes Delhi up to 1911-12.

‡ Figures prior to 1916-17 are for Coorgs only.

TABLE 43.—Expenditure on Primary Schools for Boys, by sources and periods.

PROVINCE.	PUBLIC FUNDS.				Fees.	Other sources.*	GRAND TOTAL.
	Government Funds.	District Funds.	Municipal Funds.	TOTAL.			
	Rs.	Rs.	Rs.	Rs.	Rs.	Rs.	Rs.
<b>1921-22.</b>							
Madras . . . . .	43,98,517	17,57,520	4,20,908	65,76,945	7,93,536	13,67,470	87,37,951
Bombay . . . . .	87,53,326	5,47,700	18,80,334	1,11,81,860	4,57,241	8,92,280	1,25,31,381
Bengal . . . . .	15,28,807	6,04,400	87,719	22,20,926	19,33,074	3,49,024	45,03,024
United Provinces . . . . .	42,06,485	13,30,424	3,91,918	59,28,827	2,80,612	1,02,671	62,92,110
Punjab . . . . .	16,59,681	6,74,347	1,91,869	25,25,897	93,681	1,16,102	27,35,680
Burma . . . . .	61,788	7,20,252	1,54,727	8,36,767	1,21,768	1,24,683	11,83,218
Bihar and Orissa . . . . .	1,99,119	15,30,622	1,03,825	17,73,566	8,93,698	5,75,281	32,42,545
Central Provinces and Berar . . . . .	16,10,948	4,42,891	2,77,375	23,31,214	48,059	1,32,242	25,11,516
Assam . . . . .	5,27,547	2,01,871	12,581	7,41,999	275	96,421	8,38,695
North-West Frontier Province . . . . .	2,92,406	8,684	48,832	3,49,922	169	8,823	3,58,914
Minor Administrations . . . . .	2,19,521	41,721	38,084	2,99,326	29,645	83,440	4,12,411
<b>INDIA 1921-22</b>	<b>2,33,98,645</b>	<b>78,60,432</b>	<b>36,08,179</b>	<b>3,48,67,249</b>	<b>46,31,758</b>	<b>36,48,437</b>	<b>4,33,47,444</b>
<b>1916-17.</b>							
Madras . . . . .	17,06,023	21,52,846	3,73,066	42,31,935	7,35,954	9,19,649	58,87,538
Bombay . . . . .	30,74,325	5,23,198	8,44,405	44,41,928	4,31,837	4,07,676	53,71,241
Bengal . . . . .	2,02,136	13,69,666	91,793	16,63,595	18,63,419	2,92,877	38,19,891
United Provinces . . . . .	20,022	19,81,741	2,70,050	22,71,813	2,55,697	87,538	26,15,048
Punjab . . . . .	24,671	12,02,550	1,19,289	13,46,510	1,42,956	93,217	15,82,683
Burma . . . . .	2,32,404	2,93,582	61,260	5,87,246	1,58,133	1,17,973	8,63,352
Bihar and Orissa . . . . .	2,26,938	8,86,591	64,151	11,77,678	9,19,065	3,89,841	24,86,584
Central Provinces and Berar . . . . .	43,082	10,85,283	2,06,663	13,15,028	26,247	89,931	14,31,206
Assam . . . . .	68,157	5,09,875	13,197	5,91,229	34	1,00,166	6,91,429
North-West Frontier Province . . . . .	1,153	1,44,211	21,105	1,66,469	203	3,806	1,70,538
Minor Administrations . . . . .	66,309	40,839	36,925	1,44,073	31,818	62,388	2,38,279
<b>INDIA 1916-17</b>	<b>58,65,218</b>	<b>1,01,70,382</b>	<b>31,01,904</b>	<b>1,79,37,504</b>	<b>45,65,223</b>	<b>26,55,062</b>	<b>2,51,57,789</b>
<b>INDIA</b>	1911-12	59,18,455	13,13,040	1,09,42,651	40,87,951	(a) 29,31,851	1,79,62,453
	1906-07	53,04,944	8,71,314	82,50,372	32,03,786	(b) 22,16,745	1,36,70,903
	1901-02	34,76,909	6,31,108	54,41,884	30,49,655	(c) 20,53,111	1,06,44,660
	1896-97	52,47,914	5,76,709	51,70,970	29,01,875	17,82,818	98,55,463
	1891-92	28,49,553	4,90,378	44,54,218	27,45,075	14,05,250	86,04,543

\* Private Funds (endowments, subscriptions, contributions, etc.), but expenditure from certain "Public" funds is also included in this column for the years prior to 1916-17.

(a) Includes Rs. 8,49,187 from certain Public funds. (b) Includes Rs. 7,00,061 from certain Public funds. (c) Includes Rs. 6,32,207 from certain Public funds.

TABLE 44.—*Expenditure on Primary Schools for Boys, by management.*

PROVINCE.	On Government Schools.	On Board Schools.	On Aided Schools.	On Unaided Schools.	Total Expenditure.
	Rs.	Rs.	Rs.	Rs.	Rs.
1921-22.					
Madras . . . . .	2,99,415	43,79,514	38,85,919	1,73,103	87,37,951
Bombay . . . . .	1,46,492	1,10,07,977	13,17,492	59,420	1,25,31,381
Bengal . . . . .	92,587	5,87,965	36,59,518	1,62,954	45,03,024
United Provinces . . . . .	2,350	59,02,572	3,63,329	23,859	62,92,110
Punjab . . . . .	25,072	24,32,835	2,61,142	16,631	27,35,680
Burma . . . . .	11,963	13,510	11,57,745	..	11,83,218
Bihar and Orissa . . . . .	73,575	2,99,248	26,16,033	2,63,689	32,42,545
Central Provinces and Berar . . . . .	20,299	22,78,728	1,66,341	46,147	25,11,515
Assam . . . . .	42,418	6,58,523	1,21,556	16,198	8,38,695
North-West Frontier Province . . . . .	1,296	3,45,521	9,412	2,685	3,56,914
Minor Administrations . . . . .	1,21,631	1,44,218	1,28,642	17,920	4,12,411
INDIA, 1921-22 . . . . .	3,37,096	2,80,40,611	1,36,87,129	7,32,606	4,33,47,444
INDIA {					
1916-17 . . . . .	4,22,843	1,34,00,891	1,04,61,247	8,72,808	2,51,57,789
1911-12 . . . . .	2,79,161	82,83,938	76,45,375	8,66,996	(a) 1,79,62,453
1906-07 . . . . .	1,71,042	67,17,612	63,87,042	6,25,284	(b) 1,36,70,903
1901-02 . . . . .	1,08,775	40,14,915	49,55,242	7,32,424	(c) 1,05,44,660
1896-97 . . . . .	1,23,556	39,56,579	44,39,366	6,55,804	(d) 98,55,463
1891-92 . . . . .	2,96,998	32,81,518	39,74,029	5,49,639	(e) 86,04,543

(a) Includes Rs. 8,86,983 on Schools managed by Indian States.

(b) Includes Rs. 7,69,923 on Schools managed by Indian States.

(c) Includes Rs. 7,33,304 on Schools managed by Indian States.

(d) Includes Rs. 6,80,158 on Schools managed by Indian States.

(e) Includes Rs. 5,02,359 on Schools managed by Indian States.

TABLE 45.—Average annual expenditure on a Primary School for Boys, by management.

PROVINCE.	Government Schools.	Board Schools.	Aided Schools.	Unaided Schools.	Total Schools
	Rs.	Rs.	Rs.	Rs.	Rs.
1921-22.					
Madras . . . . .	507	532	177	60	260
Bombay . . . . .	3,959	1,251	581	914	1,122
Bengal . . . . .	857	193	127	46	126
United Provinces . . . . .	470	456	150	179	406
Punjab . . . . .	1,194	529	301	121	486
Burma . . . . .	1,994	1,689	266	..	271
Bihar and Orissa . . . . .	634	389	156	55	144
Central Provinces and Berar.	2,030	645	696	225	650
Assam . . . . .	236	220	195	99	212
North-West Frontier Province.	..	561	1,882	671	574
Minor Administrations.	790	675	1,513	407	850
{ INDIA, 1921-22 . . . . .	632	613	174	65	315
INDIA { 1916-17 . . . . .	553	369	144	62	208
1911-12 . . . . .	553	317	116	56	162
1906-07 . . . . .	442	264	100	44	133
1901-02 . . . . .	361	257	89	42	114
1896-97 . . . . .	334	243	78	30	101
1891-92 . . . . .	611	211	73	28	94

The averages given for 1891-92 to 1911-12 in the last column include figures for Indian States.

**TABLE 46.**—Percentage of expenditure on Primary Schools (Boys and Girls) from Government and Board Funds to total expenditure on education from those funds.

PROVINCE.	A.	B.	Percentage of A. to B.
	Direct Expenditure on Primary Schools (Boys and Girls) from Government and Board Funds.	Total Expenditure (Direct and Indirect) on education from Government and Board Funds.	
	Rs.	Rs. ₹	Per cent.
<b>1921-22.</b>			
Madras . . . . .	79,76,251	1,93,94,643	41.1
Bombay . . . . .	1,81,69,354	2,15,75,246	61.0
Bengal . . . . .	28,39,816	1,51,98,942	18.7
United Provinces . . . . .	63,26,202	1,99,72,117	31.7
Punjab . . . . .	31,16,090	1,21,94,307	25.6
Burma . . . . .	11,30,692	66,61,312	17.0
Bihar and Orissa . . . . .	20,73,333	73,59,929	28.2
Central Provinces and Berar . . . . .	25,65,150	67,21,951	38.2
Assam . . . . .	8,10,098	26,09,104	31.0
North-West Frontier Province . . . . .	3,96,092	14,29,182	27.7
Minor Administrations . . . . .	3,62,491	18,44,445	19.7
<b>INDIA, 1921-22</b>	<b>4,07,65,689</b>	<b>11,49,81,178</b>	<b>35.5</b>
<b>1916-17.</b>			
Madras . . . . .	49,73,839	1,12,75,472	44.1
Bombay . . . . .	51,58,035	97,87,187	52.7
Bengal . . . . .	20,82,367	90,98,934	22.9
United Provinces . . . . .	24,86,514	92,03,450	27.0
Punjab . . . . .	16,48,878	62,92,360	26.2
Burma . . . . .	6,96,570	38,85,117	18.2
Bihar and Orissa . . . . .	13,99,323	47,04,104	29.7
Central Provinces and Berar . . . . .	14,43,968	38,08,280	37.9
Assam . . . . .	6,45,240	17,63,738	36.6
North-West Frontier Province . . . . .	1,39,291	7,69,925	24.6
Minor Administrations . . . . .	1,78,312	9,41,904	18.9
<b>INDIA, 1916-17</b>	<b>2,09,92,342</b>	<b>6,14,30,471</b>	<b>33.9</b>
<b>INDIA</b> {			
1911-12 . . . . .	1,26,26,668	4,05,23,072	31.1
1906-07 . . . . .	93,37,477	2,96,34,574	31.5
1901-02 . . . . .	60,48,818	1,41,56,953	42.7
1896-97 . . . . .	57,31,886	1,67,65,650	34.2
1891-92 . . . . .	49,29,551	1,53,18,184	32.2

TABLE 47.—Average annual cost of educating a pupil in a Primary School for Boys, by periods

PROVINCE.	1886-87.	1891-92.	1896-97.	1901-02.	1906-07.	1911-12.	1916-17.	1921-22.
	Rs.	Rs.	Rs.	Rs.	Rs.	Rs.	Rs.	Rs.
Madras . . . . .	3.2	3.1	3.1	3.4	3.8	4.1	4.9	6.4
Bombay . . . . .	4.8	5.2	5.7	6.4	6.8	7.6	9.3	18.4
Bengal . . . . .	2.2	2.3	2.3	2.7	2.9	3.2	3.5	4.1
United Provinces . . . . .	3.4	4.2	3.3	2.9	3.4	3.7	4.5	8.7
Punjab * . . . . .	4.1	4.4	4.4	4.9	4.9	5.5	6.8	11.8
Burma . . . . .	2.1	1.7	1.7	2.8	3.5	3.9	3.9	6.8
Bihar and Orissa † . . . . .	..	..	..	..	..	3.7	4.3	5.4
Central Provinces and Berar . . . . .	3.9	3.3	2.9	4.2	4.4	4.4	5.4	10.2
Assam . . . . .	2.8	2.8	3.1	3.3	2.9‡	3.8	4.2	5.5
North-West Frontier Province . . . . .	..	..	..	4.9	4.7	5.1	7.2	14.9
Minor Administrations . . . . .	3.8	3.5	4.2	4.9	6.4	5.4	10.6	18.3
INDIA . . . . .	3.0	3.2	3.2	3.7	3.9	4.2	5.0	8.2

\* Includes Delhi up to 1911-12.

† Included in Bengal up to 1906-07.

‡ Includes Eastern Bengal.



TABLE 48.—Average annual fee per pupil in Primary Schools for Boys, by provinces.

PROVINCE:	1911-12.			1916-17.			1921-22.		
	Rs.	A.	P.	Rs.	A.	P.	Rs.	A.	P.
Madras . . . . .	0	11	11	0	9	9	0	9	4
Bombay . . . . .	0	10	3	0	11	11	0	10	9
Bengal . . . . .	1	8	7	1	11	0	1	12	2
United Provinces . . . . .	0	4	8	0	7	0	0	5	9
Punjab . . . . .	0	9	2	0	9	9	0	6	6
Burma . . . . .	1	0	2	0	11	5	0	11	2½
Bihar and Orissa . . . . .	1	6	9	1	9	3	1	7	11½
Central Provinces and Berar . . . . .	0	1	7	0	1	7	0	3	1½
Assam . . . . .	0	0	11	0	0	7	0	0	½
North-West Frontier Province . . . . .	0	4	8	0	0	2	9	0	1
Minor Administrations . . . . .	1	1	11	1	6	5	0	13	11½
INDIA . . . . .	0	14	6	0	14	8	0	13	7

TABLE 49.—Average annual fee per pupil in a Primary School for Boys, by periods.

YEAR.	Expenditure from Fees on Primary Schools for Boys.	Average Number of pupils in Primary Schools for Boys.*	Average annual Fee per pupil.		
			Rs.	A.	P.
1891-92 . . . . .	Rs. 27,45,075	Rs. 2,517,264	1	1	5
1896-97 . . . . .	29,01,675	2,891,925	1	0	1
1901-02 . . . . .	30,49,655	2,879,069	1	0	11
1906-07 . . . . .	32,03,786	3,478,706	0	14	9
1911-12 . . . . .	40,87,951	4,272,518	0	15	4
1916-17 . . . . .	45,65,223	4,985,112	0	14	8
1921-22 . . . . .	46,31,758	5,310,278	0	13	7

\* The average fee is calculated on the average number of pupils on the rolls monthly during the year, but for the year 1911-12, in Table 48 above, it was based on the number of pupils on the rolls on 31st March.

TABLE 50.—Average annual fee per pupil in Primary Schools for Boys, classified according to management.

PROVINCE.	PUBLIC.*		AIDED.†		UNAIDED.		ALL SCHOOLS.	
	1916-17.	1921-22.	1916-17.	1921-22.	1916-17.	1921-22.	1916-17.	1921-22.
	Rs. A. P.	Rs. A. P.	Rs. A. P.	Rs. A. P.	Rs. A. P.	Rs. A. P.	Rs. A. P.	Rs. A. P.
Madras . . . . .	0 4 6	0 5 1	0 11 8	0 10 11	1 1 5	1 4 2	0 9 9	0 9 4
Rombay . . . . .	0 9 7	0 7 9	1 8 0	1 10 7	3 0 4	4 0 4‡	0 11 11	0 10 9
Bengal . . . . .	1 10 1	1 6 2	1 11 10	1 13 8	1 6 5	1 5 1	1 11 0	1 12 2
United Provinces . . . . .	0 7 2	(a) 0 6 0	0 5 1	0 3 10	0 11 4	0 2 5	0 7 0	0 5 9
Punjab . . . . .	0 10 5	0 6 7	0 7 0	0 6 5	0 13 11	0 2 5	0 9 9	0 6 6
Burma . . . . .	1 3 6	(b) 0 7 8	0 11 4	0 11 3	..	..	0 11 5	0 11 2‡
Bihar and Orissa . . . . .	0 12 6	1 0 4	1 8 11	1 7 0	1 1 3	1 15 10	1 9 3	1 7 11‡
Central Provinces and Berar . . . . .	0 0 ‡	0 1 9	1 8 0	1 12 2	0 13 11	0 4 1‡	0 1 7	0 3 1‡
Assam . . . . .	..	..	..	0 0 3	1 1 1	..	0 0 7	0 0 ‡
North-West Frontier Province . . . . .	0 0 1	0 0 1	0 2 3	..	..	0 4 6	0 0 2	0 0 1
Minor Administrations . . . . .	0 12 11	0 10 0	2 9 1	3 7 4	2 3 2	1 5 8	1 6 5	0 13 11‡
INDIA . . . . .	0 7 4	0 6 6	1 4 0	1 4 1	1 6 6	1 7 6	0 14 8	0 13 7

\* Schools managed by Government or District and Municipal Boards.

NOTE.—The average annual fee is calculated on the average number of pupils on the rolls monthly during the year.

(a) No fee returns for Government Primary Schools in the United Provinces.

(b) No fee returns for Government Primary Schools in Burma.

(c) No fee returns for Government Primary Schools in Burma.

## V.—PROFESSIONAL EDUCATION.

## (a) Training of Teachers.

TABLE 51.—Number of Teachers, by provinces and institutions.

PROVINCE.	1916-17.					1921-22.				
	In Primary Schools.	In Middle Schools.	In High Schools.	In Arts Colleges.	Total.	In Primary Schools.	In Middle Schools.	In High Schools.	In Arts Colleges.	TOTAL.
Madras . . . . .	54,563	1,913	4,787	548	61,806	65,875	2,102	6,383	674	75,034
Bombay . . . . .	25,133	1,661	2,405	181	29,380	28,875	1,486	2,062	252	33,675
Bengal . . . . .	48,933	10,516	10,958	620	70,721	54,418	9,463	11,541	739	76,161
United Provinces . . . . .	23,774	3,384	3,020	299	30,477	31,077	4,293	3,776	416	39,562
Punjab . . . . .	9,883	3,264	2,794	168	16,099	10,174	6,218	3,942	229	20,563
Burma . . . . .	12,532	4,422	377	37	17,368	10,016	4,635	400	60	15,120
Bihar and Orissa . . . . .	27,898	2,209	1,701	141	31,899	30,293	2,432	1,734	198	34,647
Central Provinces and Berar.	9,473	2,413	384	53	12,873	10,354	3,196	359	63	13,972
Assam . . . . .	5,358	1,011	632	37	7,038	5,628	1,124	670	44	7,466
North-West Frontier Province.	988	313	291	22	1,614	1,086	560	346	27	2,019
Minor Administrations . . . . .	1,142	398	408	75	2,023	1,244	435	573	107	2,419
INDIA . . . . .	219,667	31,863	27,102	2,166	280,798	248,040	36,003	32,685	2,810	320,538

TABLE 52.—Qualifications

PROVINCE.	IN SCHOOLS FOR						
	TEACHERS OF VERNACULAR.			ANGLO-VERNACULAR TEACHERS			
	TOTAL NUMBER.	Classified as		TOTAL NUMBER.	Classi-		
		Trained.	Untrained.		Trained.	Untrained.	
Madras . . . . .	..	..	..	74,323	33,164	41,159	
Bombay . . . . .	26,687	14,233	14,654	3,771	962	2,809	
Bengal . . . . .	61,594	15,552	45,982	13,970	380	13,590	
United Provinces . .	34,962	20,011	14,851	4,266	1,126	3,140	
Punjab . . . . .	17,108	10,484	6,624	3,266	1,894	1,366	
Burma . . . . .	13,017	4,095	8,322	1,778	1,521	257	
Bihar and Orissa . .	32,593	11,353	21,240	1,975	152	1,823	
Central Provinces and Berar.	12,563	4,849	7,719	1,282	513	769	
Assam . . . . .	6,544	2,951	3,593	890	102	788	
North-West Frontier Province.	1,683	780	908	327	169	158	
Minor Administrations	1,545	1,035	510	641	346	295	
INDIA {	1921-22 . .	210,346	85,943	124,403	166,483	46,329	66,154
	1916-17 . .	187,320	57,689	129,640	97,091	28,844	61,247

## of Teachers, by provinces.

INDIANS. AND TEACHERS OF CLASSICAL LANGUAGES.			IN SCHOOLS FOR EUROPEANS.					GRAND TOTAL OF ALL TEACHERS.
And as:		GRAND TOTAL.	TOTAL NUMBER.	Classified as				
Possessing a Degree.	Possessing no Degree.			Trained.	Un-trained.	Possessing a Degree.	Possessing no Degree.	
2,275	72,048	74,323	711	488	225	58	653	75,034
1,478	2,293	32,558	917	327	590	111	806	33,576
4,054	9,916	75,504	657	312	345	61	596	76,161
1,481	2,785	39,128	494	248	186	70	364	39,562
1,363	1,897	20,368	195	140	55	20	175	20,563
166	1,612	14,795	325	250	75	16	309	15,120
698	1,277	34,568	79	47	32	3	76	34,647
379	903	13,850	122	59	63	10	112	13,972
289	601	7,434	32	22	9	4	28	7,466
118	209	2,015	4	3	1	..	4	2,019
196	443	2,186	233	144	89	47	186	2,419
12,497	83,986	316,829	3,709	2,039	1,670	400	3,309	320,539
9,108	80,983*	277,420	3,318	1,636	1,682	835	2,981	280,738

\* Includes 79 teachers in Coorg whose particulars are not available.  
 † Includes 3 teachers in Delhi whose particulars are not available.

TABLE 53.—*Training Colleges for Males.*

PROVINCE.	1916-17.			1921-22.		
	Institutions.	Scholars.	Female Scholars included in previous column.	Institutions.	Scholars.	Female Scholars included in previous column.
Madras . . . . .	1	112	1	3	211	..
Bombay . . . . .	1	34	..	1	32	3
Bengal . . . . .	3	93	..	2	118	..
United Provinces . . . . .	2	111	5	4	217	3
Punjab . . . . .	2	272	1	4	406	4
Burma . . . . .	..	..	..	..	..	..
Bihar and Orissa . . . . .	1	19	..	1	38	..
Central Provinces and Berar. . . . .	1	65	..	1	135	..
Assam . . . . .	..	..	..	..	..	..
North-West Frontier Province. . . . .	1	10	..	1	33	..
Minor Administrations . . . . .	..	..	..	..	..	..
<b>INDIA</b> . . . . .	<b>12</b>	<b>716</b>	<b>7</b>	<b>17</b>	<b>1,199</b>	<b>10</b>
<b>INDIA</b> { 1911-12 . . . . .	10	522	5	..	..	..
1906-07 . . . . .	5	332	6	..	..	..
1901-02 . . . . .	5	190	11	..	..	..
1896-97 . . . . .	2	58	..	..	..	..
1891-92 . . . . .	1	60	2	..	..	..

TABLE 54.—*Training Schools for Males.*

PROVINCE.	1916-17			1921-22.		
	Institutions.	Scholars.}	Female Scholars included in previous column.	Institutions.	Scholars.	Female Scholars included in previous column.
Madras . . . . .	99	4,840	30	139	7,258	58
Bombay . . . . .	25	1,431	..	23	2,083	14
Bengal . . . . .	124	2,444	..	108	2,516	..
United Provinces . . . . .	273	2,324	..	440	3,793	..
Punjab . . . . .	16	912	..	18	1,472	..
Burma . . . . .	8	531	69	52	963	155
Bihar and Orissa . . . . .	124	2,226	..	127	2,703	..
Central Provinces and Berar. . . . .	7	609	..	12	1,421	..
Assam . . . . .	9	489	3	8	353	..
North-West Frontier Province. . . . .	1	65	..	4	96	..
Minor Administrations . . . . .	4	109	4	4	116	12
<b>INDIA</b> . . . . .	<b>690</b>	<b>15,980</b>	<b>106</b>	<b>928</b>	<b>22,774</b>	<b>229</b>
<b>INDIA</b> { 1911-12 . . . . .	490	11,365	70	..	..	..
1906-07 . . . . .	314	7,902	153	..	..	..
1901-02 . . . . .	133	4,410	136	..	..	..
1896-97 . . . . .	139	4,549	58	..	..	..
1891-92 . . . . .	115	4,353	31	..	..	..

TABLE 55.—Training Institutions for Males, by Management.

PROVINCE.	1916-17.					1921-22.					
	Government.	Board.	Aided.	Un-aided.	TOTAL.	Government.	Board.	Aided.	Un-aided.	TOTAL.	
Madras . . . . .	{ Schools Pupils . . . . .	43 3,179	42 905	15 868	.. ..	100 4,952	75 5,196	36 753	21 1,508	1 12	133 7,489
Bombay . . . . .	{ Schools Pupils . . . . .	11 1,312	13 80	2 73	.. ..	26 1,465	22 2,045	.. ..	2 70	.. ..	24 2,115
Bengal . . . . .	{ Schools Pupils . . . . .	122 2,436	.. ..	5 101	.. ..	127 2,537	104 2,525	.. ..	5 96	1 13	110 2,634
United Provinces . . . . .	{ Schools Pupils . . . . .	9 634	266 1,801	.. ..	.. ..	275 2,435	11 751	432 3,193	.. ..	1 64	444 4,010
Punjab . . . . .	{ Schools Pupils . . . . .	13 1,068	.. ..	4 94	1 22	18 1,184	19 1,748	1 46	2 84	.. ..	22 1,878
Burma . . . . .	{ Schools Pupils . . . . .	5 329	.. ..	3 202	.. ..	8 531	12 339	7 77	33 547	.. ..	59 963
Bihar and Orissa . . . . .	{ Schools Pupils . . . . .	122 2,172	.. ..	3 73	.. ..	125 2,245	125 2,673	.. ..	2 54	1 14	128 2,741
Central Provinces and Berar . . . . .	{ Schools Pupils . . . . .	8 674	.. ..	.. ..	.. ..	8 674	13 1,556	.. ..	.. ..	.. ..	13 1,556
Assam . . . . .	{ Schools Pupils . . . . .	7 330	.. ..	2 159	.. ..	9 489	7 306	.. ..	1 47	.. ..	8 353
North-West Frontier Province . . . . .	{ Schools Pupils . . . . .	2 75	.. ..	.. ..	.. ..	2 75	5 129	.. ..	.. ..	.. ..	5 189
Minor Administrations . . . . .	{ Schools Pupils . . . . .	4 109	.. ..	.. ..	.. ..	4 109	4 116	.. ..	.. ..	.. ..	4 116
INDIA . . . . .	{ Schools Pupils . . . . .	346 12,318	321 2,786	34 1,570	1 22	702 16,896	397 17,354	476 4,071	66 2,408	4 103	943 23,984

TABLE 56. Male Scholars in Training Institutions, by race or creed, 1921-22.

PROVINCE.	Europeans and Anglo-Indians.	Indian Christians.	HINDUS.		Muham- madians.	Buddhists.	Parsis.	Others.	TOTAL.
			Brahmins.	Non-Brahmins.					
Madras . . . . .	1	1,416	2,358	3,060	539	..	..	37	7,411
Bombay . . . . .	..	88	626	997	378	..	1	8	2,068
Bengal . . . . .	..	90	278	908	1,237	16	..	15	2,634
United Provinces . . . . .	..	4	1,689	1,812	502	..	..	..	4,007
Punjab . . . . .	15	27	329	515	801	..	..	187	1,874
Burma . . . . .	..	122	2	6	58	622	..	3	813
Bihar and Orissa . . . . .	..	122	652	1,512	322	..	..	153	2,741
Central Provinces and Berar . . . . .	..	33	405	825	186	..	..	47	1,556
Assam . . . . .	..	52	44	158	40	1	..	54	349
North-West Frontier Province . . . . .	..	..	2	21*	108	..	..	..	129
Minor Administrations . . . . .	..	6	40	50	9	..	..	3	108
1921-22 . . . . .	16	1,960	6,465	8,954	4,178	638	1	597	23,720
1916-17 . . . . .	35	1,459	4,676	6,745	2,933	337	1	493	16,583
INDIA, 1911-12 . . . . .	23	1,049	8,282	4,943	2,110	209	1	196	11,812
1906-17 . . . . .	18	1,055	2,373	3,095	1,109	218	1	217	8,077
1901-02 . . . . .	31	894	1,242	1,594	408	142	..	158	4,469

\* Includes Sikhs also.



TABLE 57.—Training Institutions for Females.

PROVINCE.	1916-17.				1921-22.			
	INSTITUTIONS.		SCHOLARS.		INSTITUTIONS.		SCHOLARS.	
	Colleges.	Schools.	In Colleges.	In Schools.	Colleges.	Schools.	In Colleges.	In Schools.
Madras	..	25	..	832	1	31	11	1,565
Bombay	..	17	..	713	..	20	..	932
Bengal	2	10	11	141	1	18	13	217
United Provinces	..	24	..	208	..	31	..	223
Punjab	1	13	38	224	1	12	33	382
Burma	..	4	..	176	..	18	..	238
Bihar and Orissa	..	8	..	137	..	8	..	143
Central Provinces and Berar	..	3	..	107	..	6	..	194
Assam	..	2	..	27	..	2	..	34
North-West Frontier Province	..	..	..	..	..	1	..	30
Minor Administrations	..	5	..	86	..	4	..	99
INDIA	3	111	49	2,651	3	146	57	4,157
1911-12	2	85	30	1,508				
1900-07	3	63	30	1,278				
1901-02	..	48	..	1,892				
1896-97	..	45	..	1,118				
1891-92	..	37	..	793				

TABLE 58.—Training Institutions for Females.

PROVINCE.	1916-17.				1921-22.					
	Govern- ment.	Board.	Aided.	Un- aided.	TOTAL.	Govern- ment.	Board.	Aided.	Un- aided.	TOTAL.
Madras . . . . .	9 364	1 13	15 455	..	25 833	17 735	..	15 841	..	32 1,676
Bombay . . . . .	4 342	1 26	10 223	2 122	17 713	4 404	1 18	15 510	..	20 932
Bengal . . . . .	3 56	..	8 92	1 4	12 158	5 81	..	9 149	..	14 930
United Provinces . . . . .	9 63	3 18	8 105	4 24	24 308	9 66	6 33	14 114	2 10	31 223
Punjab . . . . .	1 80	5 85	8 97	..	14 282	8 326	..	5 89	..	13 415
Burma . . . . .	..	..	4 176	..	4 176	2 20	..	10 318	..	14 338
Bihar and Orissa . . . . .	2 42	..	6 96	..	8 137	3 60	..	5 83	..	8 143
Central Provinces and Berar . . . . .	2 77	..	1 80	..	3 107	2 127	..	4 67	..	6 194
Assam . . . . .	..	..	2 27	..	2 37	..	..	2 34	..	2 34
North-West Frontier Province . . . . .	..	..	..	..	..	1 30	..	..	..	1 30
Minor Administrations . . . . .	1 13	..	4 68	..	5 86	1 13	..	3 86	..	4 99
INDIA . . . . .	31 1,643	16 140	66 1,368	7 180	114 2,700	52 1,862	7 51	83 2,291	2 10	149 4,214

TABLE 59.—Female students in Training Institutions, by race or creed, 1921-22.

Province.	Europeans and Anglo-Indians.	Indian Christians.	HINDUS.		Muhamedans.	Buddhists.	Parsis.	Others.	TOTAL.
			Brahmins.	Non-Brahmins.					
Madras . . . . .	93	1,122	51	392	66	..	..	..	1,634
Bombay . . . . .	26	229	280	810	27	..	50	27	949
Bengal . . . . .	18	135	10	52	12	1	..	2	239
United Provinces . . . . .	55	67	36	50	18	..	..	..	228
Punjab . . . . .	43	80	20	76	135	..	..	05	419
Burma . . . . .	14	211	..	1	5	258	..	1	488
Bihar and Orissa . . . . .	..	83	6	36	18	..	..	..	143
Central Provinces and Berar . . . . .	..	81	33	70	1	..	..	9	194
Assam . . . . .	..	18	1	11	..	..	..	8	38
North-West Frontier Province . . . . .	..	..	..	0	21	..	..	..	20
Minor Administrations . . . . .	45	30	7	15	..	..	..	1	107
<b>INDIA, 1921-22 . . . . .</b>	<b>291</b>	<b>2,045</b>	<b>444</b>	<b>932</b>	<b>303</b>	<b>257</b>	<b>50</b>	<b>113</b>	<b>4,458</b>
INDIA { 1916-17 . . . . .	299	1,384	337	463	208	48	24	50	2,813
INDIA { 1911-12 . . . . .	219	802	173	280	92	25	3	19	1,613
INDIA { 1906-07 . . . . .	207	846	88	204	70	32	..	9	1,456
INDIA { 1901-02 . . . . .	119	969	109	89	21	108	3	5	1,423

TABLE 60.—Expenditure on Training Colleges for Males and Females both.

Province.	1910-17.					1921-22.				
	Government funds.	Local funds.	Fees.	Other sources.	Total.	Government funds.	Local funds.	Fees.	Other sources.	Total.
	Rs.	Rs.	Rs.	Rs.	Rs.	Rs.	Rs.	Rs.	Rs.	Rs.
Madras	75,610	..	..	910	76,520	1,56,308	..	80	1,481	1,57,889
Bombay	42,018	..	..	..	42,018	46,108	..	..	744	46,852
Bengal	99,943	..	522	3,440	1,03,905	1,54,086	..	620	5,130	1,59,736
United Provinces	76,292	..	..	..	76,292	1,53,304	..	..	13,829	1,67,133
Punjab	1,15,380	3,691	5,324	10,271	1,34,666	2,00,603	7,950	1,609	13,057	2,31,949
Burma.	..	..	..	..	..	..	..	..	..	..
Bihar and Orissa	30,117	..	..	..	30,117	56,897	..	..	..	56,897
Central Provinces and Berar, A main	46,920	..	..	..	46,920	1,51,347	..	..	..	1,51,347
N.-W. F. Province	15,638	..	..	..	15,638	41,091	..	..	..	41,091
Minor Administrations	..	..	..	..	..	..	..	..	..	..
INDIA	5,01,822	3,691	5,846	14,621	5,26,980	8,38,684	7,080	2,209	34,241	9,82,614
1911-12	2,98,243	875	5,142	9,279	3,11,639	..	..	..	..	..
1900-07	1,98,227	213	2,905	8,942	2,10,287	..	..	..	..	..
1903-02	88,558	403	550	843	90,354	..	..	..	..	..
1896-97	33,332	80	580	722	34,734	..	..	..	..	..
1891-92	7,600	..	300	46	8,006	..	..	..	..	..

TABLE 61.—Expenditure on Training Schools for Males.

Province.	1916-17.					1921-22.				
	Government funds.	Board funds.	Fees.	Other sources.	TOTAL.	Government funds.	Board funds.	Fees.	Other sources.	TOTAL.
	Rs.	Rs.	Rs.	Rs.	Rs.	Rs.	Rs.	Rs.	Rs.	Rs.
Madras . . . . .	5,02,094	1,11,791	1,653	45,789	6,62,227	13,00,769	96,413	2,070	57,716	14,56,968
Bombay . . . . .	1,83,794	51,114	102	7,354	2,42,364	5,71,179	75,620	..	21,445	6,68,244
Bengal. . . . .	3,00,042	..	9,050	14,110	3,23,203	3,98,450	..	5,987	14,503	4,19,050
United Provinces . . . . .	80,140	1,97,874	..	634	2,78,648	6,61,044	2,92,677	..	734	8,94,455
Punjab . . . . .	1,32,869	2,963	482	4,963	1,41,277	2,69,667	7,307	1,708	4,970	2,80,727
Burma. . . . .	1,54,411	..	..	6,780	1,60,191	1,38,118	..	..	4,803	1,42,921
Bihar and Orissa . . . . .	2,41,956	232	9,86	3,610	2,45,664	3,32,725	35	6,511	3,383	3,42,654
Central Provinces and Berar.	87,417	..	..	4	87,481	3,12,911	..	..	67	3,12,978
Assam . . . . .	46,210	1,806	..	,743	48,759	64,593	2,638	..	4,026	71,857
N.-W. F. Province . . . . .	17,095	..	..	..	17,095	8,874	..	..	..	8,874
Minor Administrations . . . . .	15,112	100	..	1,780	16,992	63,104	100	..	1,540	64,744
<b>INDIA . . . . .</b>	<b>17,63,040</b>	<b>3,66,680</b>	<b>21,183</b>	<b>35,827</b>	<b>22,34,900</b>	<b>41,18,454</b>	<b>4,14,850</b>	<b>16,271</b>	<b>1,13,277</b>	<b>46,62,852</b>
1911-12 . . . . .	12,49,348	1,42,256	118,247	74,457	14,84,308	..	..	..	..	..
1906-07 . . . . .	7,46,801	80,518	9,974	54,716	8,57,809	..	..	..	..	..
1901-02 . . . . .	3,77,407	1,04,146	589	50,614	5,32,755	..	..	..	..	..
1896-97 . . . . .	4,13,811	1,03,104	1,549	59,654	5,80,118	..	..	..	..	..
1891-92 . . . . .	3,44,190	1,41,215	1,540	50,195	5,37,140	..	..	..	..	..



(b) *Legal Education.*  
 TABLE 63.—*Law Colleges and Schools, with expenditure.*

Provinces.	INSTITUTIONS BY MANAGEMENT.					EXPENDITURE.				TOTAL.
	Government.	Board.	Aided.	Unaided.	TOTAL.	From Government funds.	From fees.	From other sources.	Rs.	
Madræs . . . . .	1 872	..	..	..	1 872	..	58,893*	356	Rs.	59,249
Bombay . . . . .	1 740	..	..	..	1 740	- 5,854	70,076	1,958	Rs.	66,349
Bengal . . . . .	2 1,882	..	..	1 607	2 2,489	30,000	1,95,647	..	Rs.	2,25,647
United Provinces . . . . .	..	..	..	4 455	4 455	..	84,287	34,420	Rs.	69,707
Punjab . . . . .	..	..	..	1 465	1 465	..	41,468	..	Rs.	41,468
Burma . . . . .	1 122	..	..	..	1 122	..	18,151	..	Rs.	18,151
Bihar & Orissa . . . . .	2 804	..	..	..	2 804	13,389	22,603	..	Rs.	39,083
Central Provinces and Berar . . . . .	1 107	..	..	..	1 107	..	9,190	..	Rs.	9,699
Assam . . . . .	1 52	..	..	..	1 52	11,071	4,381	..	Rs.	16,052

\*Law College surplus fees—Rs. 49,911.

(b) *Legal Education—contd.*  
 TABLE 63.—*Law Colleges and Schools, with expenditure.—contd.*

Province.	INSTITUTIONS BY MANAGEMENT.						EXPENDITURE.			
	Govern- ment.	Board.	Aided.	Unaided.	TOTAL.	From Government funds.	From fees.	From other sources.	TOTAL.	
						Rs.	Rs.	Rs.	Rs.	
1921-22	9 3,829	..	..	6 1,527	15 5,356	49,377	4,55,264	36,734	5,41,375	
1916-17	13 3,964	4	..	9 1,511	23 5,479	92,781	3,77,179	19,240	4,89,200	
1911-12	12 1,657	12	..	10 1,177	33 3,049	37,093	2,19,373	8,028	2,94,494	
1906-07	12 1,276	18	..	14 1,604	27 2,898	-3,547	1,44,742	8,289	1,49,484	
1901-02	14 1,988	10	135	19 1,575	35 2,908	7,297	1,11,028	7,461	1,26,786	
1896-97	15 1,370	12	3 648	15 1,160	34 3,080	-6,106	1,33,596	8,014	1,35,504	
1891-92	13 944	..	6 405	10 615	29 1,964	-2,610	93,543	8,663	99,896	
1886-87	9 602	..	2 83	6 938	17 1,672	847	40,579	5,263	46,709	

INDIA



(c) Medical Education.

TABLE 64.—Government Medical Colleges, and expenditure.

Institutions.	1916-17.				1921-22.			
	Scholars.		EXPENDITURE.		Scholars.		EXPENDITURE.	
	From Government funds.	From fees.	From other sources.	TOTAL.	From Government funds.	From fees.	From other sources.	TOTAL.
1. Medical College, Madras . . . . .	Rs. 80,681	Rs. 33,070	Rs. 121	Rs. 1,13,872	Rs. 1,35,361	Rs. 47,293	Rs. 164	Rs. 1,82,818
2. Grant Medical College, Bombay . . . . .	1,09,580	1,32,271	2,732	2,44,583	1,29,008	2,17,002	15,928	3,61,938
3. Medical College, Calcutta . . . . .	2,09,047	94,468	..	3,03,515	5,11,670	1,23,179	..	6,34,849
4. King George's Medical College, Lucknow . . . . .	1,00,431	12,550	158	1,13,139	1,39,585	19,428	3,421	1,62,484
5. Medical College, Lahore . . . . .	1,10,712	17,480	..	1,28,192	2,22,336	37,352	..	2,59,688
TOTALS	6,10,461	2,89,839	3,011	9,03,311	11,37,968	4,44,254	19,513	16,01,735

N. B.—There are three aided colleges in addition to the above:—

(1) The *Balgachia Medical College, Calcutta*, with 554 scholars and a total annual expenditure of Rs. 94,041.

(2) The *Tibbia College, Delhi*, with 199 scholars and an annual expenditure of Rs. 1,625 from Municipal Funds.

and (3) The *Lady Hardinge Medical College, Delhi*, with 82 scholars and a total annual expenditure of Rs. 1,82,851.

The total amount spent from Government Funds on these Colleges is Rs. 1,77,656, while Fees contributed Rs. 95,437. These figures are for 1921-22.

TABLE 65.—Medical Schools and expenditure.

Province.	1916-17.				1921-22.							
	Institu- tions.	Scholar- s.	EXPENDITURE.			Institu- tions.	Scholar- s.	EXPENDITURE.				
			From Govern- ment funds.	From fees.	From other sources.			TOTAL.	From Govern- ment funds.	From fees.	From other sources.	TOTAL.
Rs.	Rs.	Rs.	Rs.	Rs.	Rs.	Rs.	Rs.	Rs.	Rs.	Rs.		
Madras . . . . .	6	600	1,96,867	11,064	..	2,08,931	6	1,086	5,96,578	35,610	..	6,32,194
Bombay . . . . .	4	512	57,682	10,026	7,566(c)	75,064	4	519	1,35,242	15,430	6,966(b)	1,67,584
Bengal . . . . .	9	1,119	84,488	32,467	348	1,17,503	5	1,415	2,05,075	36,857	975	2,42,907
United Provinces . . . . .	2	679	40,490	..	3,600	44,090	2	593	1,08,176	..	6,515	1,14,691
Punjab . . . . .	4	513	33,976	8,598	22,820	66,892	4	642	1,27,230	21,620	64,279	2,13,129
Burma* . . . . .	1	70	..	..	..	..	1	173	..	..	..	..
Bihar and Orissa . . . . .	2	257	67,898	11,052	480	79,425	2	387	1,01,207	14,840	480	1,16,527
Central Provinces and Berar . . . . .	1	55	4,656	..	..	4,656	1	160	57,154	2,650	..	59,804
Assam . . . . .	1	178	23,534	2,778	..	26,312	(c)	..	..	..	..	..
INDIA . . . . .	29	3,983	5,08,580	75,983	84,604(c)	6,19,173	24	4,975	13,30,722	1,27,019	79,155(b)	15,36,896

\*Note.—The expenditure of the Burma Government Medical School is not shown in the Educational Tables for Burma.

(a) Includes Rs. 549 from Board Funds.

(b) Includes Rs. 3,300 from Board Funds.

(c) The returns of the Berry White Medical School are not shown in the Educational Tables for Assam for 1921-22



(e) *Agricultural Education.*  
**TABLE 67.—Government Agricultural Colleges, and expenditure.**

Institutions.	1916-17.				1921-22.			
	Scholars,		EXPENDITURE.		Scholars.		EXPENDITURE.	
	From Government funds.	From other sources.	TOTAL.	Scholars.	From Government funds.	From other sources.	TOTAL.	
	Rs.	Rs.	Rs.		Rs.	Rs.	Rs.	
1. Agricultural College, Coimbatore (Madras).	77	80,404	50	100	..	208	208	
2. Agricultural College, Poona (Bombay)	108	82,098	..	200	1,21,187	7,992	1,29,179	
3. Agricultural College, Cawnpore (United Provinces).	88	44,299	2,522	108	93,834	2,040	95,874	
4. Agricultural College, Lyallpur (Punjab)	113	69,588	7,839	180	80,386	22,740	1,03,126	
5. Agricultural College, Salour (Bihar & Orissa)*	..	..	..	53	40,377	2,782	43,159	
6. Agricultural College, Nagpur (Central Provinces).	69	26,006	..	53	38,862	..	38,862	
<b>TOTALS.</b>	<b>445</b>	<b>3,03,385</b>	<b>10,861</b>	<b>688</b>	<b>3,88,646</b>	<b>36,752</b>	<b>4,25,398</b>	

\*There is an Agricultural Research Institute and College at Puar, but its returns are not included in the General Educational Table for Bihar & Orissa.

## VI.—INDUSTRIAL AND COMMERCIAL EDUCATION.

TABLE 68.—*Technical and Industrial Schools by periods.*

PROVINCE.	1896-97.		1901-02.		1906-07.		1911-12.		1916-17.		1921-22.	
	Institutions.	Scholars.	Institutions.	Scholars.	Institutions.	Scholars.	Institutions.	Scholars.	Institutions.	Scholars.	Institutions.	Scholars.
Madras . . . . .	4	137	12	406	14	290	44	2,121	40	1,901	41	2,430
Bombay . . . . .	16	1,223	19	1,829	31	2,030	31	2,267	26	1,798	31	1,829
Bengal . . . . .	23	623	26	756	52	1,275	50	1,862	59	2,035	86	3,031
United Provinces . . . . .	2	296	9	736	11	782	35	1,671	28	1,474	37	1,780
Punjab . . . . .	7	759	7	962	10	1,639	30	2,614	33	2,901	25	2,369
Burma . . . . .	..	..	4	83	3	103	3	231	4	252	3	116
Bihar and Orissa . . . . .	..	..	..	..	..	..	37	966	38	1,316	32	1,543
Central Provinces and Berar . . . . .	3	47	6	204	5	136	7	289	9	360	7	298
Assam . . . . .	2	16	1	1	12*	473*	5	43	7	71	12	170
North-West Frontier Province . . . . .	..	..	..	..	..	..	..	..	..	..	..	..
Minor Administrations . . . . .	..	..	..	..	..	..	..	..	7	464	2	277
INDIA . . . . .	57	3,101	84	4,977	147	6,820	242	12,064	261	12,798	276	14,982

\* For Eastern Bengal and Assam.

TABLE 69.—*Technical and Industrial Schools, by management.*

PROVINCE.	GOVERNMENT.		BOARD.		INDIAN STATE.		AIDED.		UNAIDED.		TOTAL.	
	Institu- tions.	Scholars.	Institu- tions.	Scholars.	Institu- tions.	Scholars.	Institu- tions.	Scholars.	Institu- tions.	Scholars.	Institu- tions.	Scholars.
Madras	4	329	1	5		36	1,705	..	..	..	41	2,089
Bombay	5	352	8	502		14	848	4	127	..	31	1,899
Bengal	14	620	6	444		58	2,263	10	308	..	86	3,681
United Provinces	10	1,070	..	..		21	704	..	..	..	37	1,780
Punjab	1	352	19	1,615		4	403	1	29	..	25	2,399
Burma	..	..	..	..		3	110	..	..	..	3	116
Bihar and Orissa	9	637	..	..		19	829	4	27	..	32	1,543
Central Provinces and Berar	2	97	..	..		5	201	..	..	..	7	298
Assam	0	64	2	31		4	75	..	..	..	12	170
North-West Frontier Province	..	..	..	..		..	..	..	..	..	..	..
Minor Administrations	..	..	1	173		..	..	..	..	..	..	..
INDIA, 1921-22	57	3,827	37	2,770	..	162	7,140	20	645	..	276	14,092
(1910-17	42	2,545	42	3,010	..	141	6,451	20	700	..	251	12,706
1911-12	25	1,865	39	2,461	5	141	6,057	32	1,278	..	242	12,064
INDIA 1906-07	9	947	36	1,632	4	79	3,301	19	684	..	147	6,820
1901-02	5	725	16	1,094	3	206	2,373	15	579	..	84	4,977
1896-97	6	554	16	1,090	4	271	877	0	399	..	57	3,101

Omitted from the returns  
since 1914-15.

TABLE 70.—Expenditure on Technical and Industrial Schools, by sources.

PROVINCE.	1916-17.				1921-22.			
	Government and Board Funds.	Fees.	Other sources.	TOTAL.	Government and Board Funds.	Fees.	Other sources.	TOTAL.
Madras . . . . .	Rs. 74,921	Rs. 13,629	Rs. 2,71,689	Rs. 3,60,039	Rs. 2,25,303	Rs. 12,132	Rs. 5,11,267	Rs. 7,48,692
Bombay . . . . .	2,09,974	20,784	1,03,442	4,00,200	2,81,865	31,025	1,25,137	4,38,027
Bengal . . . . .	1,12,612	10,302	78,318	2,01,322	1,03,549	30,261	1,83,488	4,07,298
United Provinces . . . . .	1,78,843	4,230	57,363	2,40,436	4,38,715	2,902	61,995	5,03,612
Punjab . . . . .	84,377	4,513	20,459	1,09,349	1,19,003	5,018	17,824	1,41,845
Burma . . . . .	4,076	200	7,380	11,652	40,027	115	6,106	55,348
Bihar and Orissa . . . . .	40,085	2,622	29,086	71,793	1,57,074	5,703	2,59,370	4,23,047
Central Provinces and Berar . . . . .	36,634	..	18,327	54,961	59,105	760	10,464	59,329
Assam . . . . .	5,392	..	2,751	8,143	24,051	..	3,777	28,728
North-West Frontier Province . . . . .	..	..	..	..	..	..	..	..
Minor Administrations . . . . .	8,768	443	3,115	12,326	12,197	479	3,189	15,865
INDIA . . . . .	8,16,682	62,719	6,91,850	14,70,251	15,41,699	88,995	11,91,697	28,22,391

TABLE 71.—Schools of Art.

SCHOOLS.	Pupils.	EXPENDITURE FROM				
		Government and Board Funds.	Fees.	Other sources.	TOTAL EXPENDITURE.	
		Rs.	Rs.	Rs.	Rs.	
<b>1921-22.</b>						
The School of Arts, Madras . . . . .	1	234	74,730	13	7,956	82,699
Sir J. J. School of Art, Bombay . . . . .	1	343	1,20,751	5,594	2,187	1,28,532
Schools of Art, Bengal . . . . .	4	424	48,929	6,327	8,888	64,144
The School of Arts and Crafts, Lucknow.	1	106	52,310	1,332	6,866	60,508
The Mayo School of Arts, Lahore . . . . .	1	225	80,796	1,471	..	82,267
<b>INDIA, 1921-22 . . . . .</b>	<b>8</b>	<b>1,332</b>	<b>3,77,516</b>	<b>14,737</b>	<b>25,697</b>	<b>4,18,150</b>
<b>1916-17.</b>						
The School of Arts, Madras . . . . .	1	286	54,494	114	6,904	61,512
Sir J. J. School of Art, Bombay . . . . .	1	327	60,833	7,175	6,134	74,142
Schools of Art, Bengal . . . . .	5	667	38,400	15,861	6,989	61,250
The School of Arts and Crafts, Lucknow.	1	150	38,510	1,502	1,744	41,756
The Mayo School of Arts, Lahore . . . . .	1	265	41,723	1,008	..	42,731
<b>INDIA, 1916-17 . . . . .</b>	<b>9</b>	<b>1,695</b>	<b>2,33,960</b>	<b>25,660</b>	<b>21,771</b>	<b>2,81,391</b>
<b>INDIA</b>						
1911-12 . . . . .	8	1,602	1,64,389	41,122	32,221	2,37,732
1906-07 . . . . .	10	1,664	89,786	26,742	24,636	1,41,164
1901-02 . . . . .	7	1,399	1,11,167	12,095	31,517	1,54,779
1896-97 . . . . .	6	1,398	96,874	12,764	13,567	1,23,205
1891-92 . . . . .	6	1,048	1,11,786	10,205	16,500	1,38,491
1886-87 . . . . .	4	763	81,824	7,343	14,342	1,03,509



TABLE 72.—Commercial Schools, by management.

PROVINCE.	1916-17.									
	GOVERNMENT.		BOARD.		AIDED.		UNAIDED.		TOTAL.	
	Institu- tions.	Scholars.	Institu- tions.	Scholars.	Institu- tions.	Scholars.	Institu- tions.	Scholars.	Institu- tions.	Scholars.
Madras . . . . .	1	198	..	..	..	..	..	..	1	198
Bombay . . . . .	..	..	1	50	4	76	34	1,754	39	1,890
Bengal . . . . .	1	135	..	..	8	185	7	418	16	738
United Provinces . . . . .	..	..	..	..	..	..	..	..	..	..
Punjab . . . . .	1	36	..	..	..	..	..	..	1	36
Burma . . . . .	..	..	..	..	..	..	4	331	4	331
Bihar and Orissa . . . . .	..	..	..	..	2	49	3	69	5	118
Central Provinces and Berar . . . . .	..	..	..	..	..	..	..	..	..	..
Assam . . . . .	..	..	..	..	..	..	..	..	..	..
North-West Frontier Province . . . . .	..	..	..	..	..	..	..	..	..	..
Minor Administrations . . . . .	..	..	..	..	1	10	..	..	1	10
INDIA . . . . .	3	369	1	50	15	320	48	2,672	67	3,311

TABLE 72.—Commercial Schools, by management—contd.

1921-22.

PROVINCE.	GOVERNMENT.		BOARD.		AIDED.		UNAIDED.		TOTAL.	
	Institu- tions.	Scholars.	Institu- tions.	Scholars.	Institu- tions.	Scholars.	Institu- tions.	Scholars.	Institu- tions.	Scholars.
	Madras . . . . .	2	442	..	..	3	361	30	769	35
Bombay . . . . .	1	25	..	..	8	360	28	1,401	37	1,876
Bengal . . . . .	1	287	..	..	19	453	18	1,034	38	1,774
United Provinces . . . . .	..	..	..	..	3	394	..	..	3	394
Punjab . . . . .	..	..	..	..	..	..	..	..	..	..
Burma . . . . .	..	..	..	..	10	895	..	..	10	895
Bihar and Orissa . . . . .	..	..	..	..	3	100	5	103	8	263
Central Provinces and Berar . . . . .	..	..	..	..	..	..	1	20	1	20
Assam . . . . .	..	..	..	..	..	..	..	..	..	..
North-West Frontier Province . . . . .	..	..	..	..	..	..	..	..	..	..
Minor Administrations . . . . .	..	..	..	..	2	296	..	..	2	296
INDIA . . . . .	4	764	..	..	48	3,919	82	3,417	134	7,090

TABLE 73.—Expenditure on Commercial Schools, by sources.

PROVINCE.	1916-17.				1921-22.				
	Government and Board Funds.	Fees.	OTHER SOURCES.		TOTAL.	Government and Board Funds.	Fees.	OTHER SOURCES.	
			Endowments.	Subscriptions, etc.				Endowments.	Subscriptions, etc.
Madras . . . . .	Rs. 5,710	Rs. 4,532	Rs. 28	Rs. 10,273	Rs. 561	Rs. 6,035	Rs. 4,396	Rs. 9,992	
Bombay . . . . .	5,937	48,457	8,224	66,568	8,055	35,374	30,306	78,762	
Bengal . . . . .	24,089	18,910	888	45,376	42,806	59,295	4,809	1,07,926	
United Provinces . . . . .	..	..	..	..	4,080	16,419	10,221	30,790	
Punjab . . . . .	2,320	1,866	..	4,186	..	..	..	..	
Burma . . . . .	..	5,965	..	5,965	..	9,508	16	9,524	
Bihar and Orissa . . . . .	960	4,542	131	5,573	1,980	10,286	11,837	14,103	
Central Provinces and Berar . . . . .	..	..	..	..	..	800	..	800	
Assam . . . . .	..	..	..	..	..	..	..	..	
North-West Frontier Province . . . . .	..	..	..	..	..	..	..	..	
Minor Administrations . . . . .	50	640	..	719	16,373	39,152	14,600	66,993	
INDIA . . . . .	38,998	82,935	7,463	1,38,660	78,855	1,69,869	21,159	3,18,820	

VII.—FEMALE EDUCATION.

TABLE 74.—Institutions for the Education of Girls, by management.

PROVINCE.	1916-17.						1921-22.					
	RECOGNISED INSTITUTIONS.			Unrecog- nised Insti- tutions.	RECOGNISED INSTITUTIONS.			Unrecog- nised Insti- tutions.	RECOGNISED INSTITUTIONS.			Unrecog- nised Insti- tutions.
	Govern- ment.	Board.	Aided.		Unaided.	TOTAL.	Govern- ment.		Board.	Aided.	Unaided.	
Madras . . . . .	216	503	1,001	96	1,815	234	1,478	1,046	39	2,797	55	
Bombay . . . . .	18	793	379	31	1,218	20	1,006	632	23	1,661	144	
Bengal . . . . .	82	25	7,950	1,509	9,566	83	87	10,264	1,900	12,334	474	
United Provinces . . . . .	76	578	544	38	1,836	78	890	647	19	1,634	151	
Punjab . . . . .	5	628	301	38	1,050	21	728	367	49	1,163	1,336	
Burma . . . . .	7	..	1,078	..	1,083	2	8	847	..	857	70	
Bihar and Orissa . . . . .	64	15	2,013	469	2,561	15	89	2,102	351	2,557	24	
Central Provinces and Berar . . . . .	226	1	100	32	385	257	5	112	23	397	4	
Assam . . . . .	8	237	25	37	367	8	318	27	29	382	15	
North-West Frontier Province . . . . .	..	25	18	3	46	1	40	26	2	69	57	
Minor Administrations . . . . .	14	14	56	6	90	18	24	60	5	107	36	
INDIA	710	2,867	13,599	2,269	19,335	787	4,671	16,930	2,440	23,778	2,366	
INDIA	Details are not available.			}	14,113	1,900						
INDIA	}				10,681	1,759						
INDIA	}				6,176	1,338						
INDIA	}				6,550	1,439						
INDIA	}				5,711	1,042						
INDIA	}			4,906	1,768							

TABLE 75.—Girls under instruction in all institutions, by periods.

PROVINCE.	1880-87.	1891-92.	1896-97.	1901-02.	1906-07.	1911-12.	1916-17.	1921-22.	Percentage of increase during last quinquennium.
Madras . . . . .	65,137	98,471	116,747	130,432	164,706	226,685	325,989	381,080	+17.1
Bombay . . . . .	52,941	73,017	82,163	98,063	108,710	153,090	144,621	187,265	+29.5
Bengal . . . . .	46,881	97,142	113,767	107,465	127,800	236,140	300,895	348,570	+16.8
United Provinces . . . . .	13,116	12,813	16,461	20,821	40,111	54,329	70,712	97,881	+38.4
Punjab . . . . .	24,262	20,859	21,242	26,531	37,283	53,909	69,702	86,698	+24.2
Burma . . . . .	12,026	21,026	29,065	40,132	62,794	79,410	125,488	123,545	-1.5
Bihar and Orissa . . . . .	..	..	..	..	..	93,326	111,388	107,302	-3.7
Central Provinces and Berar . . . . .	6,723	10,162	14,519	14,436	19,634	30,847	37,852	38,960	+4.3
Assam . . . . .	5,256	5,259	6,363	8,496	(c) 79,360	18,426	28,624	27,955	-2.3
North-West Frontier Province . . . . .	..	..	..	2,119	3,506	4,820	4,425	5,650	+27.7
Minor Administrations . . . . .	624	792	801	975	1,118	1,035	11,323	13,068	+15.4
INDIA . . . . .	227,736	339,031	402,158	444,470	645,028	952,923	1,230,419	1,418,422	+16.3

(c) For Eastern Bengal and Assam.

TABLE 76.—Distribution of Girls under instruction between Girls' Schools and Boys' Schools, 1921-22.

PROVINCE.	Girls in Girls' Schools. (A).	Girls in Boys' Schools. (B).	TOTAL NUMBER OF GIRLS UNDER INSTRUCTION. (C).	Percentage of (A) to (C).	Percentage of (B) to (C).
Madras . . . . .	182,922	198,768	381,690	47.9	52.1
Bombay . . . . .	119,165	68,100	187,265	63.6	36.4
Bengal . . . . .	290,942	57,628	348,570	83.5	16.5
United Provinces . . . . .	62,627	35,194	97,821	64.0	36.0
Punjab . . . . .	81,919	4,877	86,796	94.6	5.4
Burma . . . . .	31,111	92,434	123,545	25.2	74.8
Bihar and Orissa . . . . .	61,616	45,686	107,302	57.4	42.6
Central Provinces and Berar . . . . .	23,211	15,739	38,950	59.6	40.4
Assam . . . . .	13,797	14,158	27,955	49.4	50.6
North-West Frontier Province . . . . .	5,313	337	5,650	94.0	6.0
Minor Administrations . . . . .	10,362	2,706	13,068	79.3	20.7
	<b>882,985</b>	<b>535,437</b>	<b>1,418,422</b>	<b>62.3</b>	<b>37.7</b>
INDIA . . . . .	720,723	609,496	1,230,419	58.6	41.4
1921-22 . . . . .	545,497	407,414	952,911	57.2	42.8
1916-17 . . . . .	374,951	270,077	645,028	58.1	41.9
1911-12 . . . . .	245,160	188,100	443,260	55.3	44.7
1906-07 . . . . .	227,103	173,898	401,001	56.6	43.4
1901-02 . . . . .	196,214	142,473	338,687	57.9	42.1
1896-97 . . . . .					
1891-92 . . . . .					

---

TABLE 77.  
GIRLS UNDER INSTRUCTION IN INSTITUTIONS FOR  
GENERAL EDUCATION.

---

TABLE 77.—*Girls under instruction in institutions*  
(Excluding unrecognised)

PROVINCE.		IN COLLEGIATE STAGE.	IN SE- CONDARY.
			High.
Madras . . . . .	In Girls' Schools . . . .	335	1,195
	In Boys' Schools . . . .	49	103
	TOTAL . . . . .	384	1,298
Bombay . . . . .	In Girls' Schools . . . .	..	1,683
	In Boys' Schools . . . .	179	309
	TOTAL . . . . .	179	1,992
Bengal . . . . .	In Girls' Schools . . . .	201	1,034
	In Boys' Schools . . . .	3	10
	TOTAL . . . . .	204	1,044
United Provinces . . . . .	In Girls' Schools . . . .	69	231
	In Boys' Schools . . . .	4	12
	TOTAL . . . . .	73	243
Punjab . . . . .	In Girls' Schools . . . .	35	251
	In Boys' Schools . . . .	1	..
	TOTAL . . . . .	36	251
Burma . . . . .	In Girls' Schools . . . .	..	482
	In Boys' Schools . . . .	56	82
	TOTAL . . . . .	56	514
Bihar and Orissa . . . . .	In Girls' Schools . . . .	12	88
	In Boys' Schools . . . .	..	..
	TOTAL . . . . .	12	88
Central Provinces and Berar . . . . .	In Girls' Schools . . . .	..	95
	In Boys' Schools . . . .	2	2
	TOTAL . . . . .	2	97



## for General Education, 1921-22.

institutions.)

STAGE.		IN PRIMARY STAGE.	GRAND TOTAL OF SCHOLARS.
Middle.	TOTAL.		
6,857	8,052	169,734	178,121
1,076	1,179	184,788	186,746
<b>7,933</b>	<b>9,231</b>	<b>354,522</b>	<b>364,187</b>
3,964	5,647	105,039	110,688
583	892	60,900	61,971
<b>4,547</b>	<b>6,539</b>	<b>165,939</b>	<b>172,657</b>
1,656	2,690	277,894	280,785
60	70	55,810	55,883
<b>1,716</b>	<b>2,760</b>	<b>333,704</b>	<b>336,668</b>
1,793	2,024	56,096	58,089
121	133	33,387	33,524
<b>1,914</b>	<b>2,157</b>	<b>90,383</b>	<b>92,613</b>
1,033	2,184	58,939	61,158
12	12	737	750
<b>1,945</b>	<b>2,196</b>	<b>59,676</b>	<b>61,908</b>
1,796	2,228	26,058	28,231
1,900	1,982	85,866	87,404
<b>3,696</b>	<b>4,210</b>	<b>111,419</b>	<b>115,685</b>
448	536	59,982	60,530
10	10	44,588	44,598
<b>458</b>	<b>546</b>	<b>104,570</b>	<b>105,128</b>
924	1,019	21,414	22,433
27	29	15,274	15,305
<b>951</b>	<b>1,048</b>	<b>36,688</b>	<b>37,738</b>

TABLE 77.—*Girls under instruction in institutions*  
(Excluding unrecognized)

PROVINCE.		IN COLLEGIATE STAGE.	IN SE- CONDARY
			High.
Assam . . . . .	In Girls' Schools . . . . .	..	140
		..	9
	TOTAL . . . . .	.. -	149
North-West Frontier Province	In Girls' School . . . . .	..	..
		..	..
	TOTAL . . . . .	..	..
Minor Administrations . . . . .	In Girls' Schools . . . . .	15	134
		..	8
	TOTAL . . . . .	15	142
INDIA, 1921-22 . . . . .	In Girls' Schools . . . . .	667	5,283
		294	535
	TOTAL . . . . .	*961	5,818
INDIA . . . . .	1916-17 . . . . .	562	4,021
	1911-12 . . . . .	279	2,544
	1906-07 . . . . .	160	2,098
	1901-02 . . . . .	177	1,677

\* The corresponding figure in General Table I for India is 1,263. The difference is due they are shown here according to their stage of instruction.

for General Education, 1921-22—contd.

institutions.)

STAGE.		IN PRIMARY STAGE.	GRAND TOTAL OF SCHOLARS.
Middle.	TOTAL.		
303	443	12,901	13,344
35	44	13,333	13,377
238	487	26,234	26,721
136	136	4,441	4,577
..	..	40	40
136	136	4,481	4,617
873	1,012	7,719	8,746
43	51	2,308	2,359
921	1,063	10,027	11,105
20,688	25,971	801,112	827,750
3,967	4,402	496,531	501,227
24,555	30,373	1,297,643	1,328,977
18,971	22,892	1,115,492	1,138,946
13,055	15,599	833,315	848,193
10,553	12,651	561,787	574,578
8,133	9,810	380,282	390,269

to the fact that 302 girls in *Bengalors* are reading in the school departments of certain Colleges.

TABLE 78.—*Girls under instruction in institutions*  
(Excluding unrecognised

PROVINCE.	IN COLLEGES.			
	For Medicine.	For Teaching.	For Commerce.	TOTAL.
Madras . . . . .	In Girls' Schools . . . . .	11	..	11
	In Boys' Schools . . . . .	27	..	27
	TOTAL . . . . .	27	11	38
Bombay . . . . .	In Girls' Schools . . . . .	74	3	79
	In Boys' Schools . . . . .	..	2	..
	TOTAL . . . . .	74	3	79
Bengal . . . . .	In Girls' Schools . . . . .	..	13	13
	In Boys' Schools . . . . .	11	..	11
	TOTAL . . . . .	11	13	24
United Provinces . . . . .	In Girls' Schools . . . . .	..	3	..
	In Boys' Schools . . . . .	3	..	3
	TOTAL . . . . .	3	3	6
Punjab . . . . .	In Girls' Schools . . . . .	..	33	33
	In Boys' Schools . . . . .	..	4	4
	TOTAL . . . . .	..	37	37
Burma . . . . .	In Girls' Schools . . . . .	..	..	..
	In Boys' Schools . . . . .	..	..	..
	TOTAL . . . . .	..	..	..
Bihar and Orissa . . . . .	In Girls' Schools . . . . .	..	..	..
	In Boys' Schools . . . . .	..	..	..
	TOTAL . . . . .	..	..	..
Central Provinces and Berar . . . . .	In Girls' Schools . . . . .	..	..	..
	In Boys' Schools . . . . .	..	..	..
	TOTAL . . . . .	..	..	..
Assam . . . . .	In Girls' Schools . . . . .	..	..	..
	In Boys' Schools . . . . .	..	..	..
	TOTAL . . . . .	..	..	..
North-West Frontier Province . . . . .	In Girls' Schools . . . . .	..	..	..
	In Boys' Schools . . . . .	..	..	..
	TOTAL . . . . .	..	..	..
Minor Administrations . . . . .	In Girls' Schools . . . . .	82	..	82
	In Boys' Schools . . . . .	..	..	..
	TOTAL . . . . .	82	..	82
INDIA, 1921-22 . . . . .	In Girls' Schools . . . . .	82	57	139
	In Boys' Schools . . . . .	115	10	127
	TOTAL . . . . .	197	67	266
INDIA . . . . .	1916-17 . . . . .	119	56	180
	1911-12 . . . . .	55	35	90
	1906-07 . . . . .	76	36	(a)113
	1901-02 . . . . .	76	11	77

(a) Includes N.E.—Madrasahs, Maktabe, Pathshalas, etc., are shown under the head "Other" included under Primary

## for Vocational and Special Education, 1921-22.

institutions.)

IN SCHOOLS.								GRAND TOTAL OF SCHOLARS.
Train- ing Schools.	Schools of Art.	Medical Schools.	Techni- cal and Indus- trial Schools.	Com- mercial Schools.	Agri- cultural Schools.	"Other" Schools.	TOTAL.	
1,565	..	..	581	35	..	603	2,784	2,785
58	18	20	25	..	..	270	400	427
1,623	18	29	606	35	..	873	3,184	3,223
932	..	4	371	25	..	464	1,796	1,796
14	14	49	39	26	..	405	547	628
946	14	53	410	51	..	869	2,343	2,422
217	..	..	731	165	..	474	1,587	1,600
..	..	34	14	30	..	221	299	310
217	..	34	745	195	..	695	1,886	1,910
223	..	65	264	..	..	73	625	625
..	..	..	..	..	..	65	65	71
223	..	65	264	..	..	138	690	696
382	..	148	312	..	..	80	922	955
..	..	..	..	..	..	..	..	4
382	..	148	312	..	..	80	922	959
333	..	..	..	15	..	..	348	348
155	..	8	26	140	..	352	681	681
483	..	8	26	155	..	352	1,029	1,029
143	..	..	252	..	79	135	609	609
..	..	1	..	1	..	32	34	34
143	..	1	252	1	79	167	643	643
194	..	..	141	..	..	313	648	648
..	..	4	..	..	..	..	4	4
194	..	4	141	..	..	313	652	652
34	..	..	14	..	..	..	48	48
4	..	..	..	..	..	35	39	39
38	..	..	14	..	..	35	87	87
30	..	..	..	..	..	..	30	30
..	..	..	..	..	..	..	..	..
30	..	..	..	..	..	..	30	30
99	..	..	..	26	..	..	125	207
8	..	..	..	..	..	..	8	8
197	..	..	..	23	..	..	133	215
4,152	..	217	2,666	266	79	2,142	9,522	9,661
239	32	125	104	197	..	1,380	2,077	2,204
4,391	32	342	2,770	463	79	3,522	11,599	11,865
2,757	83	261	2,677	281	..	11,283	17,342	17,522
1,578	56	227	3,017	258	..	21,233	28,369	28,459
1,420	34	168	1,061	74	..	2,133	4,890	5,043
1,412	40	171	468	28	..	695	2,812	2,889

1 Law Scholar.

Schools. If the courses taught are more of a general nature than special, such schools are Schools for General Education.

TABLE 79.—Girls under

Institutions.	Europeans and Anglo-Indians.	Indian Christians.	HINDUS.		
			Brahmins.	Non-Brahmins.	
<b>UNIVERSITY EDUCATION.</b>					
Arts Colleges . . . . .	382	402	130	268	
Medical Colleges . . . . .	38	63	18	36	
Training Colleges . . . . .	38	15	2	8	
Commercial Colleges . . . . .	2	..	..	..	
<b>TOTAL</b>	<b>460</b>	<b>480</b>	<b>150</b>	<b>312</b>	
<b>SCHOOL EDUCATION.</b>					
<b>General.</b>					
Secondary Schools	High . . . . .	10,459	9,282	2,832	8,324
	Middle English . . . . .	7,185	10,471	2,596	5,357
	Middle Vernacular . . . . .	34	6,474	4,514	17,598
<b>TOTAL</b>	<b>17,678</b>	<b>26,227</b>	<b>9,942</b>	<b>31,279</b>	
Primary Schools . . . . .	2,583	74,974	143,439	697,561	
<b>SCHOOL EDUCATION.</b>					
<b>Special.</b>					
Training Schools . . . . .	256	2,050	442	924	
Schools of Art . . . . .	17	5	..	1	
Medical Schools . . . . .	14	232	38	30	
Technical and Industrial Schools . . . . .	203	1,719	155	519	
Commercial Schools . . . . .	349	52	3	18	
Agricultural Schools . . . . .	..	79	..	..	
Other Schools . . . . .	63	280	1,096	714	
<b>TOTAL</b>	<b>907</b>	<b>4,417</b>	<b>1,734</b>	<b>2,296</b>	
<b>TOTAL FOR RECOGNISED INSTITUTIONS</b>	<b>21,628</b>	<b>106,098</b>	<b>155,286</b>	<b>631,358</b>	
Unrecognised Institutions . . . . .	23	2,478	3,192	15,196	
<b>GRAND TOTAL FOR 1921-22</b>	<b>21,651</b>	<b>108,576</b>	<b>158,457</b>	<b>646,554</b>	
For	1916-17 . . . . .	20,497	87,334	145,024	558,730
	1911-12 . . . . .	16,210	72,941	120,812	441,267
	1906-07 . . . . .	14,448	62,284	86,694	297,325
	1901-02 . . . . .	14,538	43,027	53,152	199,935

*instruction, by race or creed, 1921-22.*

Muhammadans.	Buddhists.	Parsis.	Others.	TOTAL.
25	7	35	14	1,263
6	1	20	15	197
..	..	1	3	67
..	..	..	..	2
31	8	56	32	1,529
924	1,647	2,201	1,029	36,698
956	1,294	566	657	29,102
3,983	29,211	66	1,484	63,364
5,868	32,162	2,853	3,170	129,164
291,225	65,335	3,490	19,943	1,198,550
203	257	49	110	4,391
..	..	8	1	32
14	..	2	12	342
85	83	1	5	2,770
3	32	1	5	463
..	..	..	..	79
899	352	74	39	3,522
1,304	784	135	172	11,599
296,423	98,219	6,534	23,317	1,340,943
49,879	5,685	24	1,103	77,580
348,302	103,904	6,558	24,420	1,418,422
284,661	106,544	6,220	21,409	1,230,419
213,247	66,154	6,528	15,752	952,011
121,699	51,745	6,170	4,563	644,928
85,772	32,984	5,906	4,016	444,470

TABLE 80.—Girls' Colleges, by management.

PROVINCE.	INSTITUTIONS.					PUPILS.	
	Government.	1921-22.			Total, 1916-17.	1921-22.	1916-17.
		Aided.	Unaided.	Total, 1921-22.			
Madras . . . . .	2	3	..	5	3	346	151
Bombay . . . . .	..	..	..	..	..	..	..
Bengal . . . . .	1	2	1	4	5	214	155
United Provinces . . . . .	..	4	1	5	4	69	49
Punjab . . . . .	..	2	..	2	2	68	53
Burma . . . . .	..	..	..	..	..	..	..
Bihar and Orissa . . . . .	1	..	..	1	..	12	..
Central Provinces and Berar . . . . .	..	..	..	..	..	..	..
Assam . . . . .	..	..	..	..	..	..	..
North-West Frontier Province . . . . .	..	..	..	..	..	..	..
Minor Administrations . . . . .	..	2	..	2	2	369	322
INDIA . . . . .	4	13	2	19	16	1,108	730



TABLE 81.—Girls' High Schools, by management.

PROVINCE.	INSTITUTIONS.						PUPILS.	
	Govern- ment.	1921-22.				Total, 1916-17.	1921-22.	1916-17.
		Board.	Aided.	Unaided.	Total, 1921-22.			
Madras	13	2	3A	..	..	36	9,714	5,966
Bombay	2	..	40	4	46	82	7,788	4,687
Bengal	5	..	20	..	25	25	4,990	4,170
United Provinces	1	..	23	2	25	28	8,135	2,508
Punjab	3	1	14	1	19	17	2,908	2,562
Burma	..	..	18	..	18	15	4,338	3,228
Bihar and Orissa	2	..	2	..	4	3	647	830
Central Provinces and Berar	1	..	7	..	8	7	95	54
Assam	1	..	2	..	3	2	627	489
North-West Frontier Province	..	..	..	..	..	..	..	..
Minor Administrations	..	..	8	..	8	5	1,479	723
INDIA	28	3	170	7	208	166	35,652	24,692

TABLE 82.—Girls' Middle Schools, by management.

PROVINCE.	INSTITUTIONS.						PUPILS.	
	1921-22.						Total, 1916-17.	1921-22.
	Govern- ment.	Board.	Aided.	Unaided.	Total, 1921-22.	Total, 1916-17.		
Madras . . . . .	5	1	35	1	42	36	5,235	4,130
Bombay . . . . .	5	..	33	3	41	45	2,939	4,029
Bengal . . . . .	3	2	65	1	71	64	8,789	7,512
United Provinces . . . . .	35	19	60	2	116	88	11,870	8,911
Punjab . . . . .	3	30	44	..	77	58	10,983	8,835
Burma . . . . .	..	8	133	..	141	125	12,914	10,810
Bihar and Orissa . . . . .	5	..	19	1	25	20	2,773	2,319
Central Provinces and Berar . . . . .	23	..	27	3	53	36	4,369	2,541
Assam . . . . .	6	11	13	3	33	23	2,692	2,129
North-West Frontier Province . . . . .	..	2	3	..	5	4	817	787
Minor Administrations . . . . .	2	2	17	1	22	24	2,704	2,859
INDIA . . . . .	87	78	449	15	608	523	85,384	54,463



TABLE 84.—Expenditure on recognized institutions for Girls, 1921-22.

PROVINCE.	COLLEGIATE EDUCATION.		SCHOOL EDUCATION,— GENERAL.		SCHOOL EDUCATION,— SPECIAL.		TOTAL EXPENDITURE.
	Arts Colleges.	Professional Colleges.	Secondary Schools.	Primary Schools.	Training Schools.	Other Special Schools.	
	Rs.	Rs.	Rs.	Rs.	Rs.	Rs.	
Madras	1,15,579	7,247	9,65,966	19,10,891	4,07,923	56,276	34,83,882
Bombay	..	..	11,51,930	24,21,466	2,70,560	94,860	39,38,816
Bengal	93,738	8,794	11,20,950	9,05,417	86,099	1,20,676	23,35,724
United Provinces	73,090	..	11,06,614	4,49,399	1,15,964	49,332	17,94,399
Punjab	18,886	18,627	6,83,385	6,96,494	99,757	1,17,267	16,84,416
Burma	..	..	7,41,357	2,55,809	78,267	1,210	10,76,643
Bihar and Orissa	6,399	..	1,01,762	3,72,891	52,295	13,110	6,36,457
Central Provinces and Berar	..	..	1,84,022	3,10,104	57,784	28,516	5,80,426
Assam	..	..	1,38,137	73,588	2,562	3,592	2,17,879
North-West Frontier Province	..	..	17,000	57,912	8,874	..	83,786
Minor Administrations	25,673	1,92,651	2,08,324	1,06,692	21,163	1,640	5,46,359
INDIA	3,33,416	2,17,519	65,09,457	76,60,663	13,01,248	4,86,485	1,63,06,787

TABLE 85.—Expenditure on recognized institutions for girls, by periods.

CLASS OF INSTITUTIONS.	1886-87.	1891-92.	1896-97.	1901-02.	1906-07.	1911-12.	1916-17.	1921-22.
	Rs.	Rs.	Rs.	Rs.	Rs.	Rs.	Rs.	Rs.
Colleges . . . . .	2,866	6,438	13,334	51,672	76,298	80,937	2,26,615	6,50,934
Secondary Schools . . . . .	11,14,808	15,26,795	17,96,968	17,87,513	21,57,820	26,11,375	39,87,750	65,09,457
Primary Schools . . . . .	9,13,840	10,09,741	12,35,391	13,31,099	18,82,809	27,63,692	41,55,756	75,80,688
Training Schools . . . . .	1,07,235	1,30,236	1,66,975	1,79,399	2,43,236	3,70,160	6,22,910	12,01,248
Special Schools . . . . .	10,882	17,127	31,165	63,580	72,631	2,46,861	2,87,579	4,86,485
TOTALS	21,49,631	28,90,337	32,43,843	34,03,463	44,34,994	60,75,045	92,86,910	1,68,08,787

TABLE 86.—*Expenditure on Schools for General Education of Girls (Secondary and Primary Schools) excluding European Schools.*

	1921-22.				
	From Government Funds.	From Board Funds.	From Fees.	From all other sources.	TOTAL EXPENDITURE.
	Rs.	Rs.	Rs.	Rs.	Rs.
Madras . . . . .	14,03,865	2,91,736	1,40,242	6,03,067	24,38,910
Bombay . . . . .	13,41,411	9,22,552	2,58,395	6,06,545	31,28,903
Bengal . . . . .	6,78,196	2,17,633	1,86,709	3,47,583	14,30,121
United Provinces . . . . .	3,58,318	3,46,688	24,179	2,24,245	9,53,430
Punjab . . . . .	4,12,438	4,71,824	27,854	2,24,863	11,36,979
Burma . . . . .	1,51,599	2,87,048	1,20,435	99,000	6,58,082
Bihar & Orissa . . . . .	1,25,482	2,73,480	17,651	96,027	5,12,640
Central Provinces & Berar . . . . .	2,75,350	6,626	6,014	85,883	3,73,873
Assam . . . . .	97,125	33,252	3,491	31,719	1,65,587
North-West Frontier Province . . . . .	13,036	43,411	..	13,241	69,688
Minor Administrations . . . . .	65,087	48,951	11,648	97,034	2,22,720
<b>India . . . . .</b>	<b>49,21,907</b>	<b>29,43,201</b>	<b>7,96,618</b>	<b>24,29,207</b>	<b>1,10,90,933</b>
	1916-17.				
	Rs.	Rs.	Rs.	Rs.	Rs.
Madras . . . . .	5,93,324	2,67,079	87,943	4,41,720	13,90,066
Bombay . . . . .	3,86,604	4,35,594	1,53,536	3,89,681	13,65,615
Bengal . . . . .	3,39,977	2,51,569	1,05,302	2,64,251	9,61,099
United Provinces . . . . .	1,28,484	2,11,213	16,076	1,73,123	5,28,896
Punjab . . . . .	55,806	3,74,762	14,581	1,41,304	5,86,453
Burma . . . . .	1,07,985	1,18,705	98,327	70,003	3,95,020
Bihar & Orissa . . . . .	1,15,552	1,67,745	9,762	67,900	2,60,959
Central Provinces & Berar . . . . .	1,33,437	3,969	3,567	56,592	1,97,565
Assam . . . . .	30,330	58,075	1,565	12,998	1,02,968
North-West Frontier Province . . . . .	576	27,450	2	6,865	34,593
Minor Administrations . . . . .	37,847	19,119	7,556	62,083	1,26,605
<b>India . . . . .</b>	<b>19,30,122</b>	<b>19,35,280</b>	<b>4,98,217</b>	<b>16,84,526</b>	<b>60,50,139</b>
	1911-12.				
	1906-07.				
	1901-02.				
India . . . . .	11,47,566	9,56,583	3,35,900	14,28,987	38,69,036
India . . . . .	7,75,607	6,53,810	2,29,092	10,50,994	27,09,563
India . . . . .	4,96,053	3,52,517	1,80,941	9,69,049	19,98,566

TABLE 87.—Average annual fee per pupil in Girls' Schools for General Education, excluding European Schools.

PROVINCE.	1916-17.			1921-22.		
	In Secondary English Schools.	In Middle Vernacular Schools.	In Primary Schools.	In Secondary English Schools.	In Middle Vernacular Schools.	In Primary Schools.
	Rs.	Rs.	Rs.	Rs.	Rs.	Rs.
Madras . . . . .	6.3	..	0.35	7.4	..	0.87
Bombay . . . . .	18.6	..	0.51	26.0	..	0.57
Bengal . . . . .	12.9	2.78	0.21	20.8	3.78	0.20
United Provinces . . . . .	3.9	0.12	0.03	4.5	0.25	0.04
Punjab . . . . .	6.5	0.02	0.04	6.8	0.16	0.05
Burma . . . . .	26.1	0.77	0.88	26.4	0.81	0.91
Bihar and Orissa . . . . .	4.6	1.01	0.08	5.8	0.55	0.14
Central Provinces and Berar . . . . .	7.5	0.03	0.09	6.8	0.16	0.10
Assam . . . . .	0.9	0.07	0.02	1.7	0.05	0.02
North-West Frontier Province . . . . .	..	..	0.001	..	..	..
Minor Administrations . . . . .	3.6	0.25	0.69	11.7	0.68	0.58
INDIA . . . . .	10.7	0.56	0.23	18.3	0.67	0.29

# VIII.—EDUCATION OF SPECIAL COMMUNITIES.

## (a) Education of Europeans.

TABLE 88.—*Institutions for Europeans, by periods.*

(Excluding unrecognised institutions).

CLASS OF INSTITUTION.	1891-92.	1896-97.	1901-02.	1906-07.	1911-12.	1916-17.	1921-22.
Arts Colleges . . . . .	6	10	20	15	6	5	4
Professional Colleges . . . . .	..	..	1	2	3	2	2
Secondary Schools . . . . .	242	258	279	261	273	292	288
Primary Schools . . . . .	58	72	75	89	77	97	102
Training Schools . . . . .	2	2	4	8	7	8	9
Other Special Schools . . . . .	4*	9	10	26	24	40	43
<b>TOTALS</b>	<b>318</b>	<b>351</b>	<b>389</b>	<b>401</b>	<b>390</b>	<b>444</b>	<b>443</b>

\* Exclusive of industrial classes attached to the three Lawrence Asylums of Madras and the Punjab and the Calcutta Free School.



TABLE 89.—Recognised Institutions for Europeans, with Scholars (by standard of instruction).

PROVINCE.	ARTS COLLEGES.		PROFES- SIONAL COLLEGES.		SECONDARY SCHOOLS.						PRIMARY SCHOOLS.		SPECIAL SCHOOLS.		GRAND TOTAL.	
	Institutions.	Scholars.	Institutions.	Scholars.	HIGH SCHOOLS.		MIDDLE SCHOOLS.		TOTAL.		Institutions.	Scholars.	Institutions.	Scholars.	Institutions.	Scholars.
					Institutions.	Scholars.	Institutions.	Scholars.	Institutions.	Scholars.						
Madras . . . . .	..	..	..	..	34	4,881	34	3,216	68	8,097	20	1,436	3	105	91	9,638
Bombay . . . . .	..	..	..	..	24	3,761	16	828	40	4,589	..	..	5	111	45	4,700
Bengal . . . . .	..	..	..	..	21	4,969	24	4,010	45	8,989	17	982	25	751	87	10,702
United Provinces . . . . .	2	8	..	..	29	4,070	12	1,066	41	5,136	12	378	11	212	66	5,734
Punjab . . . . .	..	..	2	48	11	1,531	10	789	21	2,320	6	186	1	10	30	2,504
Burma . . . . .	..	..	..	..	17	4,481	30	1,493	27	5,974	4	227	3	87	34	6,288
Bihar and Orissa . . . . .	..	..	..	..	..	..	6	757	6	757	12	355	1	107	10	1,219
Central Provinces and Berar . . . . .	..	..	..	..	8	104	10	427	18	531	16	1,312	..	..	34	1,843
Assam . . . . .	..	..	..	..	1	150	3	175	4	325	..	..	..	..	4	325
North-West Frontier Province . . . . .	..	..	..	..	..	..	1	60	1	60	..	..	..	..	1	60
Minor Administrations . . . . .	2	65	..	..	8	1,310	4	501	12	2,538*	15	782	3	184	32	3,527
INDIA . . . . .	4	73	2	48	153	25,247	130	13,332	283	39,294*	162	5,698	52	1,547	443	46,600
1916-17 . . . . .	5	99	2	51	150	22,004	142	13,560	292	36,257†	97	5,109	48	1,105	444	42,621
1911-12 . . . . .	6	27	3	45	124	16,272	149	12,632	273	28,904	77	3,527	31	1,048	390	33,551
1908-07 . . . . .	15	50	2	20	121	14,359	140	10,261	261	24,650	89	3,068	34	1,176	401	30,883

\* Includes 725 Scholars reading in school departments of colleges in Bangalore.

† Includes 667 Scholars reading in school departments of colleges in Bangalore.

TABLE 90.—Recognised Institutions for Europeans by management and standard of instruction.

PROVINCE.	GOVERNMENT.							AIDED.							UNAIDED.							ALL INSTITUTIONS.						
	Arts Colleges.	Training Colleges.	High Schools.	Middle Schools.	Primary Schools.	Special Schools.	TOTAL.	Arts Colleges.	Training Colleges.	High Schools.	Middle Schools.	Primary Schools.	Special Schools.	TOTAL.	Arts Colleges.	Training Colleges.	High Schools.	Middle Schools.	Primary Schools.	Special Schools.	TOTAL.							
Madras	..	..	2	..	..	..	2	..	..	32	34	20	3	89	..	..	34	34	20	3	91							
Bombay	..	..	..	..	..	..	..	..	24	16	..	..	5	44	..	..	24	16	..	5	45							
Bengal	..	..	2	..	..	2	4	..	17	22	17	..	1	78	..	..	21	24	17	25	87							
United Provinces	..	..	..	..	..	..	..	2	27	11	10	..	..	61	..	2	29	12	12	11	66							
Punjab	..	1	2	..	..	..	3	1	0	10	6	..	..	27	..	..	11	10	6	1	30							
Burma	..	1	..	..	..	..	1	..	16	10	4	..	..	33	..	..	17	10	4	3	34							
Bihar and Orissa	..	..	..	..	..	..	..	..	..	6	12	..	..	19	..	..	..	6	12	1	19							
Central Provinces and Berar.	..	..	..	..	..	..	..	..	8	10	16	..	..	34	..	..	8	10	16	..	34							
Assam	..	..	1	..	..	..	1	..	1	2	..	..	..	3	..	..	1	3	..	..	4							
North-West Frontier Province.	..	..	..	..	..	..	..	..	..	..	1	..	..	1	..	..	..	1	..	..	1							
Minor Administrations	..	..	..	..	..	..	..	2	8	4	14	..	..	30	..	..	8	4	15	3	32							
1921-22	1	7	1	182	99	48	11	4	1	134	137	93	2	419	..	..	4	2	19	4	2	130	102	52	443			
1916-17	1	9	1	134	93	40	14	4	1	137	93	40	2	409	1	..	5	2	150	142	97	48	444					
1911-12	1	6	2	113	72	27	13	3	2	139	72	27	1	356	3	..	6	3	124	149	77	31	390					
1906-07	..	6	4	102	81	22	12	8	..	134	81	22	7	347	7	2	13	2	121	140	89	34	401					



TABLE 92.—European pupils, by sex.

PROVINCE.	1911-12.			1916-17.			1921-22.		
	Males.	Females.	TOTAL.	Males.	Females.	TOTAL.	Males.	Females.	TOTAL.
	Madras . . . . .	3,809	3,660	7,469	4,317	4,356	8,673	4,924	4,887
Bombay . . . . .	2,540	2,273	4,813	2,603	2,445	5,048	2,287	2,519	4,806
Bengal . . . . .	4,504	3,755	8,259	4,989	4,278	9,262	5,118	4,322	9,440
United Provinces . . . . .	2,712	1,935	4,647	3,096	2,564	5,660	3,092	2,551	5,643
Punjab . . . . .	1,159	1,470	2,629	1,306	1,652	2,958	1,128	1,433	2,561
Burma . . . . .	2,128	1,903	4,029	3,027	2,150	5,177	3,064	2,900	5,973
Bihar and Orissa . . . . .	513	457	970	641	486	1,127	627	567	1,194
Central Provinces and Berar . . . . .	757	642	1,399	775	733	1,508	892	785	1,697
Assam . . . . .	27	55	82	128	108	236	180	150	330
North-West Frontier Province . . . . .	1	..	1	20	33	53	23	80	53
Minor Administrations . . . . .	2	..	2	1,517	1,326	2,843	1,652	1,598	3,250
INDIA . . . . .	18,150	16,150	34,300	22,419	19,128	42,547	22,987	21,651	44,638

TABLE 93.—European Scholars in different classes of institutions, by sex.

CLASS OF INSTITUTIONS.	1911-12.			1916-17.			1921-22.		
	Males.	Females.	TOTAL.	Males.	Females.	TOTAL.	Males.	Females.	TOTAL.
Arts Colleges . . . . .	134	74	208	168	109	277	182	117	299
Professional Colleges . . . . .	276	57	333	188	83	271	173	78	251
Secondary Schools . . . . .	15,240	13,432	28,672	(a) 19,306	(b) 16,811	36,116	(c) 18,657	(d) 17,943	36,600
Primary Schools . . . . .	1,921	1,865	3,786	2,090	2,551	4,641	2,915	2,583	5,498
Training Schools . . . . .	6	189	195	21	254	275	1	256	257
Special Schools . . . . .	549	556	1,105	655	650	1,305	1,019	631	1,670
TOTAL—RECOGNISED INSTITUTIONS . . . . .	18,186	16,173	34,299	22,027	20,468	42,485	22,947	21,928	44,875
Unrecognised Institutions . . . . .	36	37	73	21	39	60	40	23	63
GRAND TOTAL . . . . .	18,162	16,210	34,372	22,048	20,467	42,545	22,987	21,951	44,938

(a) Includes 376 European boys in School Department of Colleges in Bangalore.

(b) " " " " " "

(c) " " " " " "

(d) " " " " " "

TABLE 94.—Number of successful European candidates in professional and technical examinations.

PROVINCE.	1916-17.				1921-22.								
	TEACHING.		MEDICAL.		TEACHING.		MEDICAL.						
	Masters.	Missresses.	College Examinations.	School Examinations.	Masters.	Missresses.	College Examinations.	School Examinations.					
Madras	..	02	1	31	28	1	29	1 <sup>1</sup>	42	2	..	3	6
Bombay	7	..	3	103	..	..	8	..	120	..	5	..	..
Bengal	2	10	4	..	..	..	5	..	..	11	26	..	..
United Provinces	1	20	4	..	..	..	17	..	..	8	2	1	17
Punjab	5	18	..	..	..	..	16	..	..	..	..	..	..
Burma	13	9	..	..	..	6	5	..	..	8	..	1	..
Bihar and Orissa	..	..	..	..	..	1	..	..	..	..	1	..	..
Central Provinces and Berar	..	..	..	..	..	..	..	..	..	..	..	..	..
Assam	..	..	..	..	..	..	..	..	..	..	..	..	..
North-West Frontier Province	..	..	..	..	..	..	..	..	..	..	..	..	..
Minor Administrations	..	..	..	..	..	..	12	7	10	..	20	..	..
INDIA	28	119	12	134	26	6	26	(a) 7	172	29	54	7	25
									8	92	8	(a) 5	

(a) Included under "Other Schools Examinations" returns in the all-India General Table VI.

TABLE 95.—*Expenditure on European Institutions, by Sources.*

PROVINCE.	1916-17.					1921-22.				
	Government Funds.	Board Funds.	Fees.	Other sources.	TOTAL.	Government Funds.	Board Funds.	Fees.	Other sources.	TOTAL.
	Rs	Rs	Rs	Rs	Rs	Rs	Rs	Rs	Rs	Rs
Madras . . .	5,86,836	..	2,64,109	6,02,529	14,55,474	8,01,029	..	4,05,881	11,09,613	23,16,473
Bombay . . .	4,86,279	1,450	2,88,253	3,90,431	11,16,413	4,62,397	1,070	5,74,021	3,79,034	14,16,522
Bengal . . .	8,32,150	19,235	10,55,427	8,43,184	27,49,996	11,54,433	14,067	15,31,787	9,11,563	36,11,940
United Provinces . .	5,15,216	1,600	5,64,331	2,52,115	13,33,262	8,10,187	3,586	7,44,310	5,61,100	21,19,163
Punjab . . .	5,80,231	..	3,36,025	1,61,047	10,77,303	4,73,997	100	6,09,707	2,48,117	13,36,921
Burma . . .	2,31,574	1,953	4,39,223	66,575	7,39,325	4,80,356	..	5,78,148	1,08,012	11,66,516
Bihar and Orissa . .	86,925	..	58,228	68,600	2,12,763	1,18,182	..	85,660	53,141	2,56,983
Central Provinces and Berar.	1,69,160	1,740	1,09,818	1,09,424	3,90,142	1,45,430	1,740	1,60,463	1,36,549	4,43,182
Assam . . .	31,557	..	42,088	5,658	78,253	52,310	..	1,19,086	21,785	1,93,681
North-West Frontier Province.	2,130	..	1,074	1,164	4,368	2,400	..	2,824	..	5,224
Minor Administrations .	1,73,825	1,930	1,82,647	86,487	4,44,889	1,64,747	1,100	94,933	1,45,921	4,06,761
INDIA . . .	36,46,833	27,908	33,41,183	26,87,214	96,03,188	46,70,968	21,653	49,06,770	36,73,835	1,32,73,226

TABLE 96.—Average annual expenditure from Government Funds and average annual fee per Scholar in European Schools.

PROVINCE.	1916-17.		1921-22.	
	Expenditure from Government Funds per Scholar.	Expenditure from Fees per Scholar.	Expenditure from Government Funds per Scholar.	Expenditure from Fees per Scholar.
	Rs.	Rs.	Rs.	Rs.
Madras . . . . .	71	32	87	44
Bombay . . . . .	101	68	100	124
Bengal . . . . .	89	112	111	148
United Provinces . . . . .	90	99	137	126
Punjab . . . . .	195	113	190	241
Burma . . . . .	44	83	79	95
Bihar and Orissa . . . . .	81	55	107	77
Central Provinces and Berar.	106	69	83	91
Assam . . . . .	218	290	162	364
North-West Frontier Province.	37	19	63	75
Minor Administrations . . . . .	57	60	49	28
INDIA . . . . .	87	80	103	108

N.B.—The calculations are based on the average number of Scholars on the rolls monthly during the year.



## (b) Education of Muhammadans.

TABLE 97.—*Muhammadan Scholars and Population, with Comparative Percentages.*

PROVINCE.	1916-17.					1921-22.				
	Muham- madan Popula- tion.	Muham- madan Scholars.	PERCENTAGE OF			Muham- madan Popula- tion.	Muham- madan Scholars.	PERCENTAGE OF		
			Muham- madan Population to total Population.	Muham- madan Scholars to Muham- madan Population.	Muham- madan Scholars to total Scholars.			Muham- madan Population to total Population.	Muham- madan Scholars to Muham- madan Population.	Muham- madan Scholars to total Scholars.
Madras . . . . .	2,740,408	184,155	6.6	6.7	11.1	2,840,488	193,088	6.7	6.8	10.5
Bombay . . . . .	4,024,485	149,672	20.4	3.7	19.2	3,820,153	181,417	19.7	4.7	18.8
Bengal . . . . .	23,989,719	864,259	52.7	3.6	45.0	25,210,802	880,482	54.0	3.5	46.6
United Provinces . . . . .	6,658,373	162,677	14.1	2.4	18.2	6,481,032	183,119	14.3	2.8	17.8
Punjab . . . . .	10,955,721	196,921	54.8	1.8	40.8	11,444,321	278,340	55.3	2.4	44.4
Burma . . . . .	420,777	24,899	3.5	5.9	4.2	500,592	19,789	3.8	4.0	3.5
Bihar and Orissa . . . . .	3,866,861	110,155	10.6	3.0	13.0	3,690,182	98,996	10.9	2.7	12.2
Central Provinces and Berar.	564,909	32,356	4.1	5.7	9.2	563,574	31,003	4.1	5.5	9.3
Assam . . . . .	1,986,528	55,625	28.1	2.9	23.8	2,202,460	47,086	29.0	2.1	21.8
North-West Frontier Pro- vince.	2,039,994	32,830	92.8	1.6	70.9	2,062,786	37,557	91.6	1.6	69.7
Minor Administrations . . . . .	(a) 471,534	10,815	43.2	2.3	20.3	(a) 623,837	15,665	39.7	2.5	24.8
INDIA . . . . .	57,419,309	1,824,364	23.5	3.2	23.2	(b) 59,440,227	1,966,442	24.1	3.3	23.5

(a) Excludes Bangalore.

(b) Excludes Andaman and Nicobar Islands with a population of 4,104 Muhammadans.

TABLE 98.—*Muhammadan Scholars in different classes of institutions, by periods.*

PROVINCE.	ARTS COLLEGES.		COLLEGES FOR PROFESSIONAL TRAINING.		SECONDARY ENGLISH SCHOOLS.		MIDDLE VEENACULAR SCHOOLS.	
	1916-17.	1921-22.	1916-17.	1921-22.	1916-17.	1921-22.	1916-17.	1921-22.
	Males Females	Males Females	Males Females	Males Females	Males Females	Males Females	Males Females	Males Females
Madras . . . . .	182 ..	141 ..	18 ..	41 ..	7,069 45	7,640 211	.. ..	.. ..
Bombay . . . . .	156 1	233 ..	58 ..	91 ..	4,806 96	5,833 142	.. ..	.. ..
Bengal . . . . .	1,637 2	2,173 2	303 ..	440 4	99,105 175	56,378 348	8,191 67	3,828 129
United Provinces . . . . .	1,437 2	1,041 8	269 1	205 3	11,505 191	9,984 239	5,659 530	5,862 785
Punjab . . . . .	890 1	882 1	320 ..	507 ..	25,916 397	35,982 431	10,940 1,110	41,305 1,635
Burma . . . . .	48 ..	30 ..	.. ..	.. ..	2,294 76	2,512 168	2,264 673	2,437 1,087
Bihar and Orissa . . . . .	470 ..	384 ..	58 ..	80 ..	7,344 92	4,336 79	855 13	835 3
Central Provinces and Berar . . . . .	62 ..	39 ..	9 ..	29 ..	2,362 ..	1,906 4	3,090 197	4,998 123
Assam . . . . .	86 ..	146 ..	5 ..	4 ..	4,355 96	2,541 142	2,123 148	1,781 101
North-West Frontier Province . . . . .	133 ..	148 ..	8 ..	26 ..	3,785 ..	4,185 ..	3,627 75	6,402 65
Minor Administrations . . . . .	105 ..	88 14	101 2	115 3	1,904 89	2,435 116	127 181	90 909
INDIA . . . . .	5,906 6	5,339 25	1,148 3	1,538 6	171,135 1,287	124,212 1,680	36,908 13,003	67,623 3,953

TABLE 98.—Muhammadan Scholars in different classes of institutions, by periods—contd.

PROVINCE.	PRIMARY SCHOOLS.		SCHOOLS FOR SPECIAL TRAINING.		TOTAL OF SCHOLARS IN RECOGNISED INSTITUTIONS.		TOTAL OF SCHOLARS IN UNRECOGNISED INSTITUTIONS.		GRAND TOTAL OF SCHOLARS.		
	1916-17.	1921-22.	1916-17.	1921-22.	1916-17.	1921-22.	1916-17.	1921-22.	1916-17.	1921-22.	
Madras . . . . .	Males . . . . .	103,312	114,492	797	889	111,378	123,243	38,690	28,598	145,268	151,781
	Females . . . . .	26,264	32,231	46	69	26,354	32,511	12,533	13,798	38,887	41,807
Bombay . . . . .	Males . . . . .	95,647	115,678	839	2,468	101,596	124,298	17,129	16,165	118,725	140,463
	Females . . . . .	23,804	33,403	51	332	23,452	33,927	7,495	17,627	30,947	40,954
Bengal . . . . .	Males . . . . .	550,892	532,393	25,527	29,047	685,995	674,769	38,084	24,851	723,779	699,500
	Females . . . . .	126,341	173,161	1,796	362	131,381	173,993	9,099	6,899	140,480	180,898
United Provinces . . . . .	Males . . . . .	92,249	120,553	2,012	3,048	112,842	140,798	39,814	28,614	162,656	199,407
	Females . . . . .	6,337	10,292	72	294	7,133	11,451	2,858	2,931	10,021	13,713
Punjab . . . . .	Males . . . . .	105,135	129,881	2,208	2,487	145,433	210,654	24,416	31,089	169,849	241,743
	Females . . . . .	12,747	13,378	94	163	14,358	15,507	12,714	21,090	27,072	36,597
Burma . . . . .	Males . . . . .	7,844	6,851	82	168	12,532	12,098	5,913	2,743	18,445	14,841
	Females . . . . .	3,248	2,868	2	8	3,999	4,131	2,455	817	6,454	4,948
Bihar and Orissa . . . . .	Males . . . . .	47,116	63,877	22,851	1,954	76,294	79,696	10,804	10,085	90,098	80,711
	Females . . . . .	11,317	17,692	7,955	32	19,377	17,706	680	499	20,957	18,185
Central Provinces and Berar . . . . .	Males . . . . .	22,071	18,117	84	299	27,678	25,296	954	1,425	28,632	28,723
	Females . . . . .	2,971	3,625	1	31	3,160	3,788	565	494	3,724	4,288
Assam . . . . .	Males . . . . .	40,944	34,680	654	810	48,167	39,942	8,265	3,374	51,432	48,816
	Females . . . . .	3,292	2,816	15	33	3,551	3,092	682	678	4,193	3,770
North-West Frontier Province . . . . .	Males . . . . .	19,987	21,214	59	80	27,598	32,029	3,470	3,196	31,077	35,224
	Females . . . . .	674	1,337	..	21	749	1,423	1,004	910	1,753	2,333
Minor Administrations . . . . .	Males . . . . .	4,592	4,875	158	134	6,987	7,728	2,755	6,543	9,742	14,271
	Females . . . . .	521	554	12	..	805	896	268	498	1,073	1,394
INDIA . . . . .	Males . . . . .	1,069,939	1,211,982	55,270	40,779	1,359,200	1,481,538	190,593	156,892	1,539,793	1,615,140
	Females . . . . .	220,016	281,235	10,043	1,304	234,328	288,423	50,393	49,678	284,661	343,908



TABLE 99.—Details of Muhammadan Scholars in different of institutions for 1921-22—contd.

PROVINCE.	PRIMARY SCHOOLS.	SCHOOLS FOR SPECIAL TRAINING.										TOTAL	TOTAL OF SCHOLARS IN RECOGNISED INSTITUTIONS.	Total of Scholars in Unrecognised Institutions.	GRAND TOTAL OF ALL SCHOOLS.
		Training Schools.	Schools of Art.	Law Schools.	Medical Schools.	Engineering and Surveying Schools.	Technical and Industrial Schools.	Commercial Schools.	Agricultural Schools.	Reformatory Schools.	Other Schools.				
Madras	Males	536	12	..	20	12	221	53	..	44	41	989	183,246	28,433	151,781
	Females	81,961	66	..	..	..	0	..	..	..	1	69	32,611	8,799	41,307
Bombay	Males	116,478	23	..	18	..	182	186	..	62	1,726	2,463	184,288	16,165	140,468
	Females	33,403	27	..	6	..	9	..	..	..	840	382	38,927	7,027	40,984
Bengal	Males	682,393	20	..	200	37	715	186	24	..	26,715	29,047	674,759	24,831	699,690
	Females	178,161	12	..	87	..	19	..	..	..	331	362	173,993	6,969	180,992
United Provinces	Males	120,653	33	..	87	..	398	100	7	85	1,896	3,048	140,793	28,614	169,407
	Females	139,381	147	..	2	..	46	..	..	..	198	204	11,451	2,251	13,719
Punjab	Males	13,378	135	..	135	38	1,331	..	..	68	117	2,497	210,664	31,089	241,743
	Females	6,551	58	..	6	..	1	..	..	..	20	162	16,507	21,090	36,597
Burma	Males	2,864	5	..	10	4	1	46	..	15	..	8	4,131	817	4,948
	Females	43,477	319	..	57	28	99	3	..	130	711	1,384	70,696	10,085	80,781
Rihar and Orissa	Males	17,492	18	..	..	..	8	40	..	..	6	32	17,708	409	18,115
	Females	18,117	168	..	15	7	11	8	..	..	..	209	25,938	1,425	27,363
Central Provinces and Betar.	Males	8,423	1	..	..	..	..	..	..	..	..	31	3,786	1,494	4,889
	Females	84,660	40	..	..	..	11	..	..	..	90	810	36,942	3,374	42,316
Assam	Males	2,816	..	..	..	..	..	..	..	..	..	33	3,082	678	3,770
	Females	21,214	80	..	..	..	..	..	..	..	83	80	32,089	3,195	35,284
North West Frontier Province.	Males	1,337	21	..	..	..	..	..	..	..	..	21	1,423	610	2,333
	Females	4,379	9	..	..	..	1	..	..	..	..	184	7,798	6,543	14,271
Minor Administrations	Males	554	..	..	..	..	..	..	..	..	..	..	696	406	1,394
	Females	..	..	..	..	..	..	..	..	..	..	..	..	..	..
INDIA	Males	1,211,962	236	15	543	127	3,003	537	31	399	31,965	40,779	1,461,633	166,603	1,618,146
	Females	291,225	203	..	14	..	85	3	..	..	899	1,304	298,423	49,879	348,302

TABLE 100.—Number of successful Muhammadan Candidates in Public Examinations.

PROVINCE.	M. A. & M. SC. (Pass and Honours).		D. A. & B. SC. (Pass and Honours).		INTERMEDIATE (Arts and Science).		MATRICULATION.		SCHOOL FINAL OR LEAVING CERTIFICATE.		MIDDLE.*		UPPER PRIMARY.	
	1916-17	1921-22	1916-17	1921-22	1916-17	1921-22	1916-17	1921-22	1916-17	1921-22	1916-17	1921-22	1916-17	1921-22
Madras . . . . .	1	(a) 1	3	(a) 5	..	(b)	..	..	178	415	..	..	..	..
Bombay . . . . .	2	..	23	20	19	25	72	..	28	120	479	1,352	3,189	495
Bengal . . . . .	14	19	106	237	220	542	1,161	(c) 2,414	..	..	8,112	4,917	12,015	8,439
United Provinces . . . . .	31	36	125	185	181	233	109	68	232	474	9	736	8,568	3,300
Punjab . . . . .	10	20	97	184	168	181	854	1,001	..	164	765	1,406	..	..
Burma . . . . .	..	..	2	5	9	6	21	..	16	30	104	117	750	738
Bihar and Orissa . . . . .	..	6	37	47	87	62	406	219	..	10	757	481	1,122	771
Central Provinces and Berar . . . . .	1	..	6	9	13	6	20	30	44	..	..	..	1,461	1,368
Assam . . . . .	1	..	5	18	16	15	72	96	..	..	12	205	..	..
North-West Frontier Provinces . . . . .	..	1	3	15	19	18	41	54	80	74	86	427	..	1,940
Minor Administrations . . . . .	2	1	6	10	17	19	51	36	2	17	74	58	133	148
INDIA . . . . .	62	83	402	665	737	1,107	2,800	2,813	870	1,894	8,819	9,599	22,838	17,038

(a) Figures defective as details relating to race or creed of certain passed scholars are not available.  
 (b) Information not available.  
 (c) Excludes 36 passed scholars at the Islamic Matriculation Examination.  
 \* Anglo-Vernacular and Vernacular Middle and Vernacular Final Examinations.

IX.—PRIVATE INSTITUTIONS.

TABLE 101.—Unrecognised Institutions, by periods.

CLASS OF INSTITUTIONS.	1886-87.	1891-92.	1896-97.	1901-02.	1906-07.	1911-12.	1916-17.	1921-22.
<b>ADVANCED.</b>								
Arabic or Persian . . . . .	Schools Pupils . . . . .	3,088 89,584	2,647 85,578	2,270 37,464	2,051 39,198	1,446 34,378	1,250 38,435	818 27,379
Sanskrit . . . . .	Schools Pupils . . . . .	2,427 25,833	2,484 29,060	1,913 22,880	1,680 21,815	1,178 20,848	1,051 17,914	720 19,946
Other Oriental Classes . . . . .	Schools Pupils . . . . .	44 954	49 744	42 2,398	6 284	10 474	688 9,269	64 954
<b>TOTAL</b>	Schools Pupils . . . . .	5,559 86,051	5,180 85,888	4,225 62,137	3,687 60,792	2,684 55,200	3,009 60,618	1,603 49,279
<b>ELEMENTARY.</b>								
Koran Schools . . . . .	Schools Pupils . . . . .	12,126 108,284	11,840 175,812	11,218 188,476	10,504 189,718	8,238 168,406	7,950 165,988	7,047 145,987
Vertical Schools . . . . .	Schools Pupils . . . . .	11,585 166,698	24,667 318,766	27,178 378,803	25,108 351,048	26,757 367,084	24,510 343,991	25,871 325,267
Other Schools . . . . .	Schools Pupils . . . . .	1,439 26,479	452 9,023	465 10,991	1,698 42,604	2,214 61,856	2,384 74,180	2,487 125,592
<b>TOTAL</b>	Schools Pupils . . . . .	25,150 295,306	38,959 603,106	38,856 678,270	37,505 682,360	37,259 696,796	34,784 684,020	33,905 698,848
<b>GRAND TOTAL</b>	Schools Pupils . . . . .	32,323 375,686	42,139 668,498	43,081 686,407	41,198 644,158	39,863 651,996	37,863 644,185	34,907 638,185