

# **CO-OPERATIVE MOVEMENT IN MYSORE**

**TREND OF PROGRESS**  
(A BRIEF NARRATION)



*Issued by :*

**DEPARTMENT OF CO-OPERATION**  
(STATISTICS BRANCH)

*Published by :*

**THE MYSORE STATE  
CO-OPERATIVE UNION LTD.  
BANGALORE**

## INTRODUCTION

**I**N a planned economy, the need for regulating and augmenting the wealth of the nation so as to lay the foundation for a balanced economy needs no emphasis. In order to achieve this, Co-operation presents itself as the most suitable way of enlisting capacities and talents of the largest number of people in the cause of economic development. Co-operation not only affords an opportunity for promoting people's as well as communities' well-being, but also, if properly developed, can be the surest foundation of economic democracy.

The promotion of co-operative movement to enable it to play a significant role in all the spheres of economic activity, such as, agricultural credit, marketing, processing, consumers etc. has been the constant endeavour of the State Government.

In an integrated programme of co-operative development, agricultural credit must receive attention on a priority basis. Similarly, co-operative marketing and processing of agricultural produce need specialised attention. At the same time, the consumers' need cannot be ignored. The various co-operative programmes sponsored by the State Government, therefore, envisage an integrated approach and a uniform progress in all the economic activities.

At the same time, the schemes have been drawn up in the light of the recommendations of the various committees appointed by Government of India, the Ministry of Community Development and Co-operation, Government of India, and the Reserve Bank of India.

A brief narration under each sector is attempted in the coming pages.

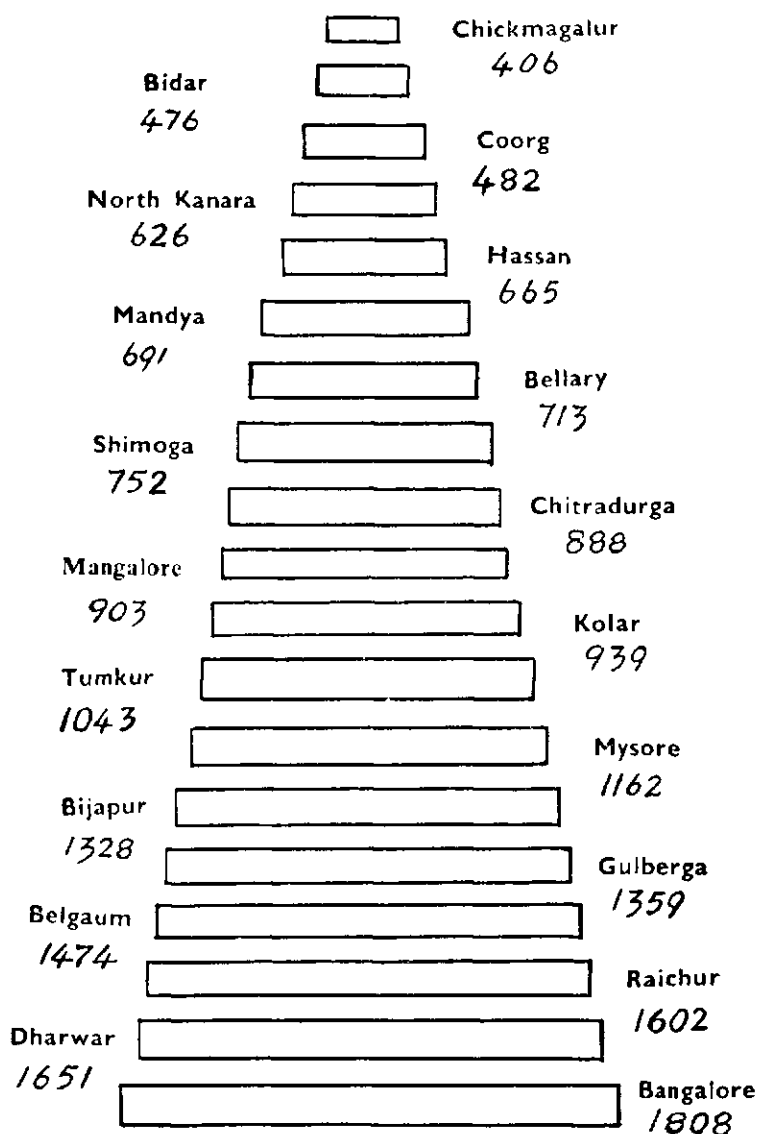
C. A. JAMAKHANDIMATH  
*Registrar of Co-operative Societies,  
Mysore State.*

## TREND OF PROGRESS OF CO-OPERATIVE MOVEMENT IN MYSORE STATE

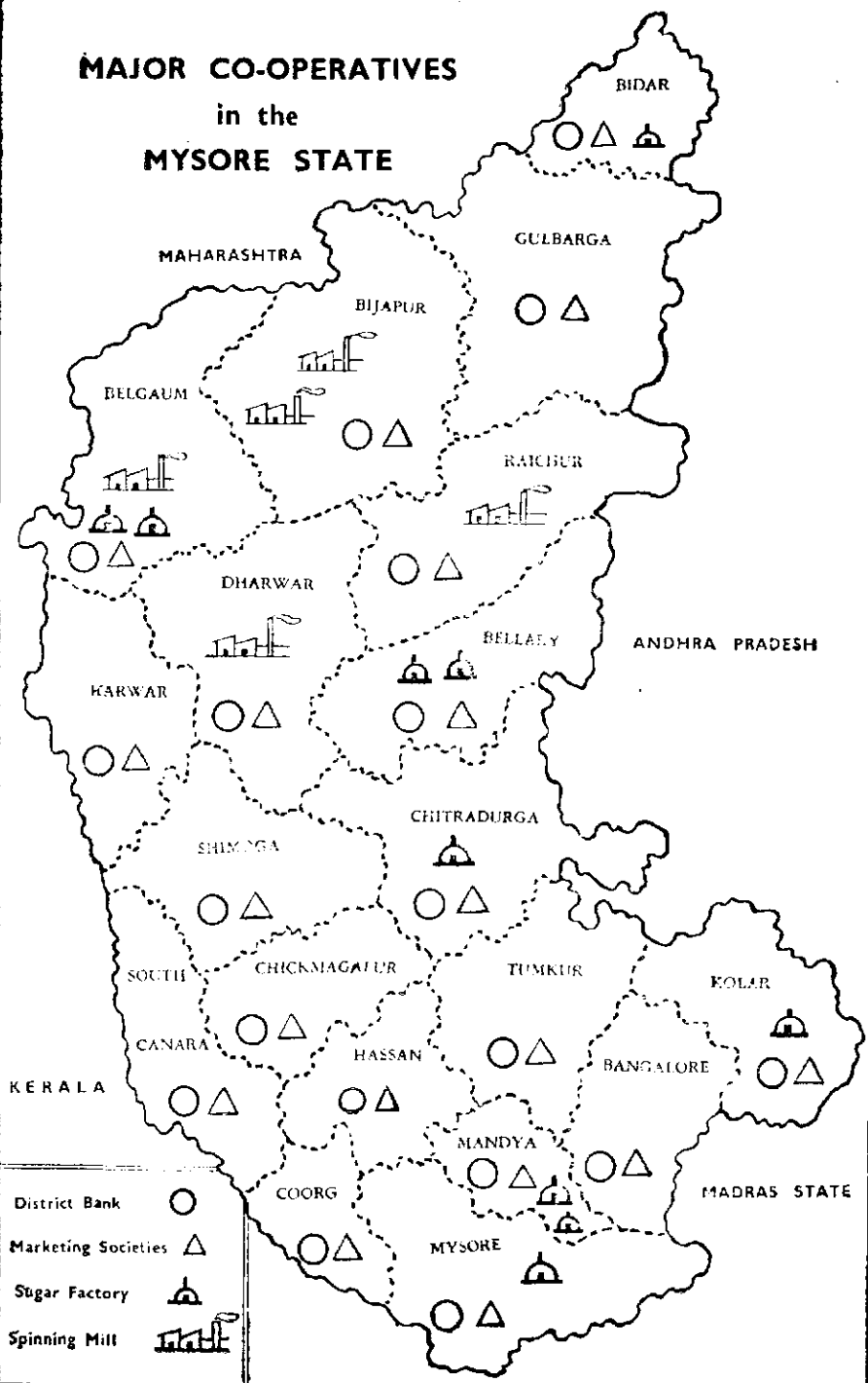
*(Rupees in crores)*

Particulars	1961	1962	1963	1964	1965	1966
No. of Societies	14,871	15,140	15,876	16,980	18,374	18,968
Membership (in lakhs)	24.33	28.15	31.18	34.09	35.15	36.01
Share Capital	17.38	20.16	22.77	24.91	28.48	34.00
Deposits	22.00	23.13	24.32	26.82	33.02	37.00
Reserves and others	7.72	9.33	10.69	11.50	12.92	15.20
Borrowings	56.32	63.87	71.25	74.93	95.11	113.05
Working Capital	103.43	116.49	129.05	138.24	169.55	199.39
Loans Advanced	83.55	73.32	75.50	66.68	131.00	143.13
Loans Recovered	67.77	65.01	68.78	59.12	113.25	124.19
Loans Outstanding	68.47	75.85	81.10	83.51	110.98	N. A.
Net Profit	1.63	1.68	1.80	2.26	2.95	2.69
Net Loss	0.29	0.35	0.92	0.72	0.00	1.30

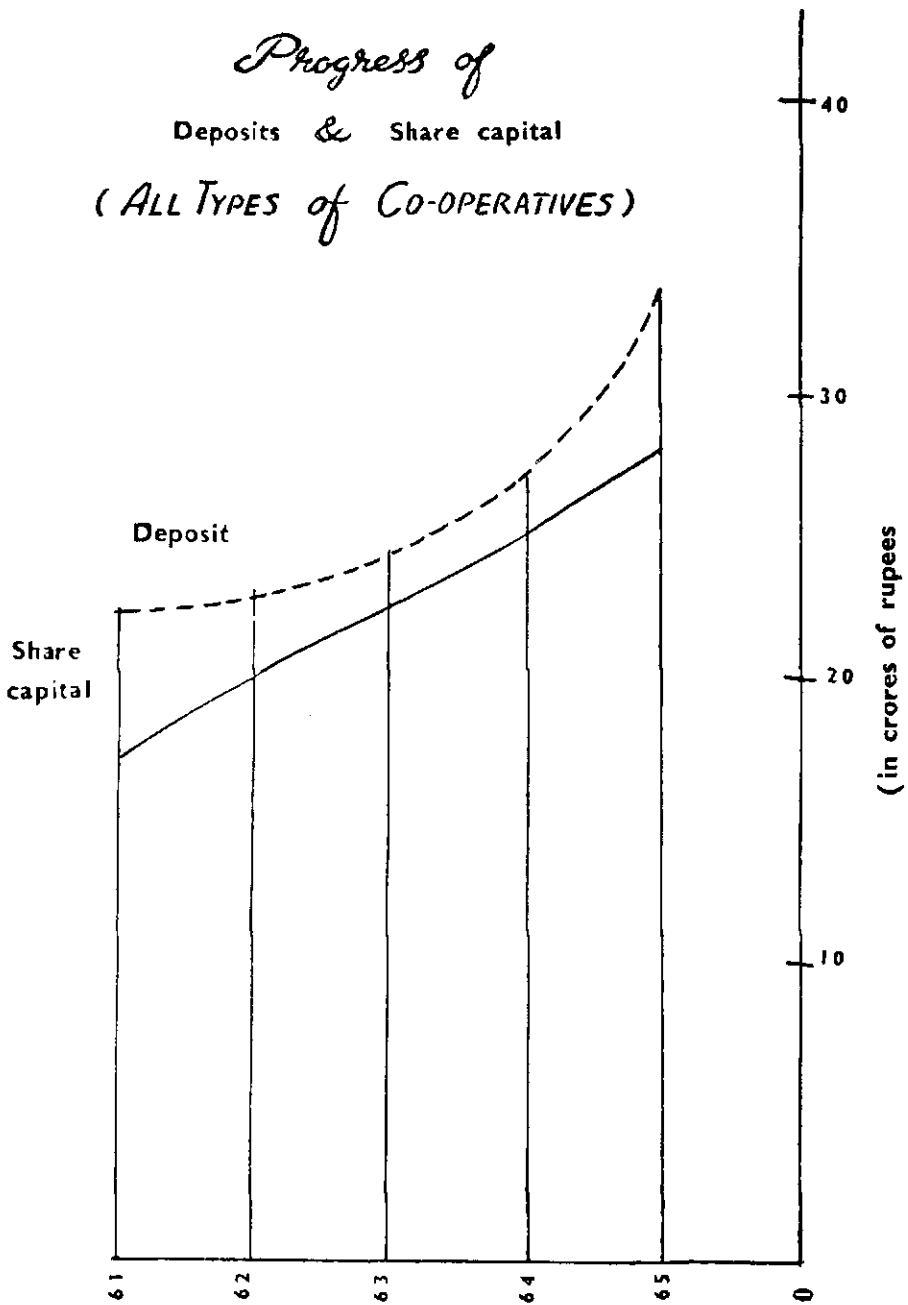
# ALL TYPES of CO-OPERATIVES DISTRICT WISE No.



# MAJOR CO-OPERATIVES in the MYSORE STATE



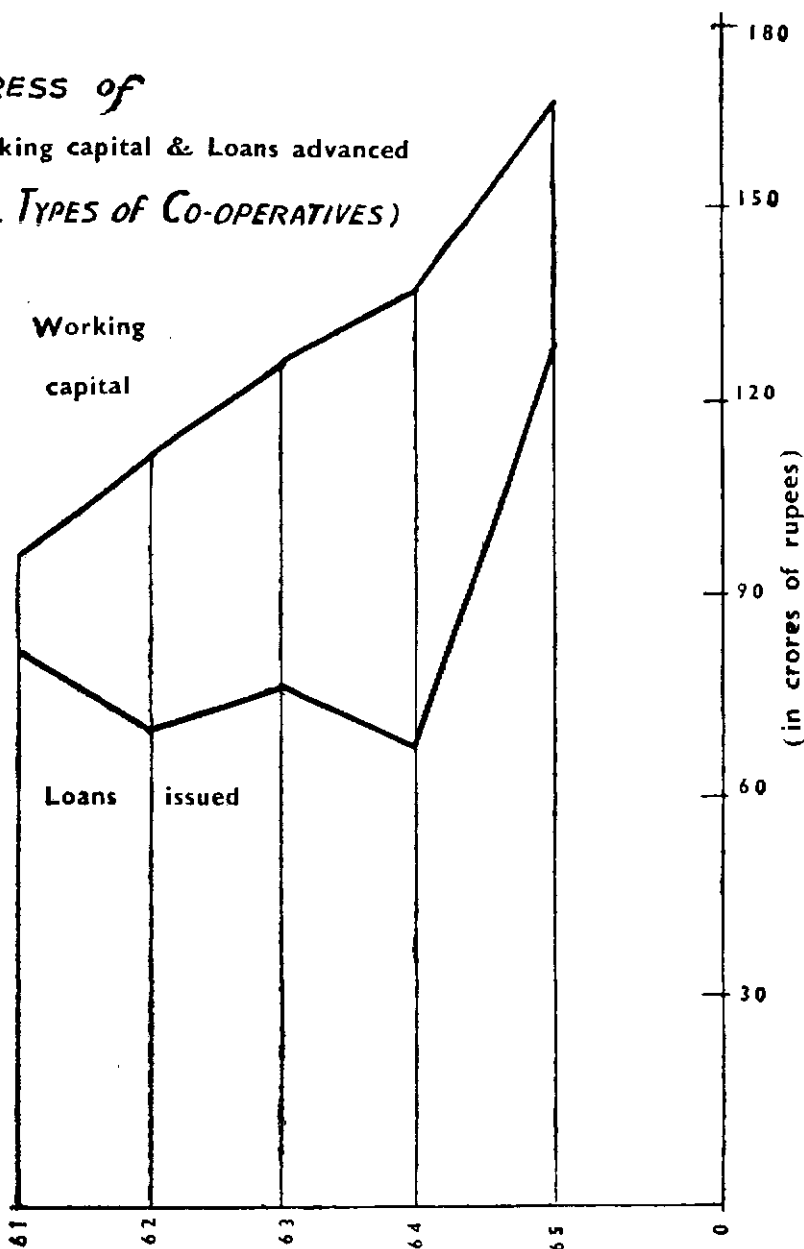
*Progress of*  
Deposits & Share capital  
(ALL TYPES of CO-OPERATIVES)



# PROGRESS of

Working capital & Loans advanced

(ALL TYPES OF CO-OPERATIVES)



Composition of Working Capital

1. Share Capital
2. Reserves
3. Deposits
4. Borrowings

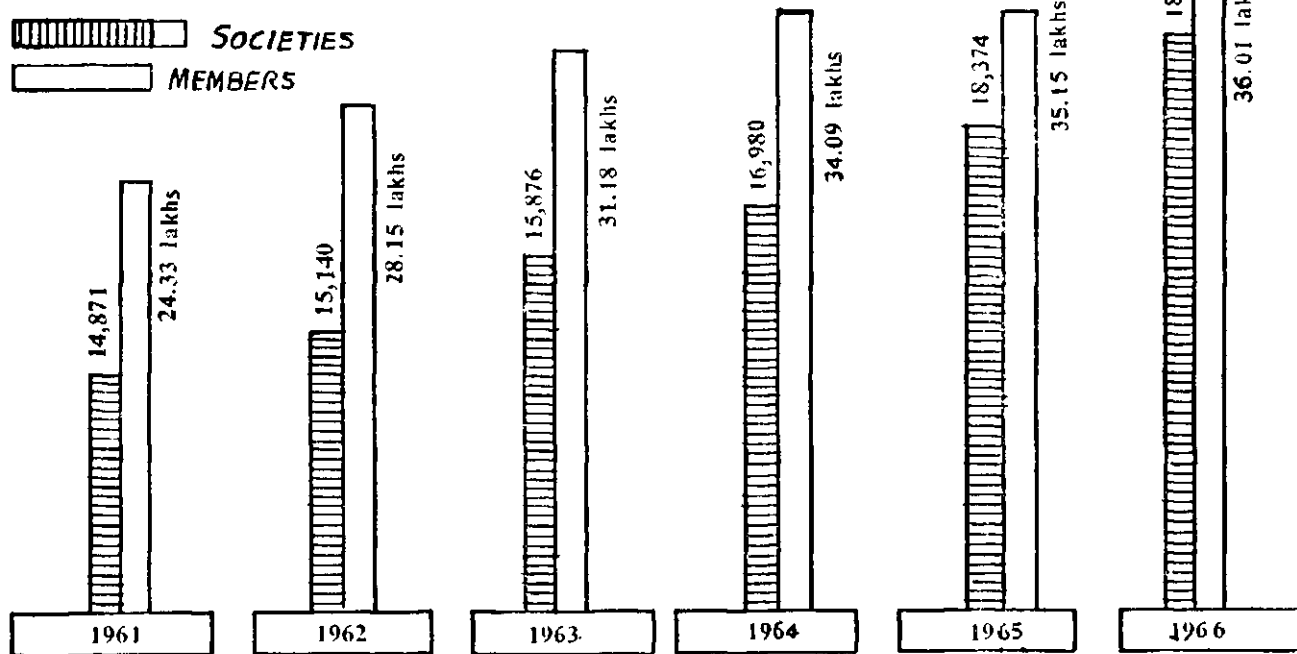


# TREND of PROGRESS of CO-OPERATIVES And MEMBERSHIP



SOCIETIES

MEMBERS



## GENERAL PROGRESS

**C**O-OPERATIVE Movement in Mysore State has been steadily growing. At the beginning of the Third Plan, the total number of co-operatives of all types was 14,871 with a membership of 24 lakhs and working capital of Rs. 103 crores. This has increased to 18,968 Societies. The membership has grown to 36 lakhs and the working capital reached Rs. 199 crores in the year 1965-66.

There has been significant increase in the provision of agricultural credit through the Co-operatives. From Rs. 272.39 lakhs during the year 1961, the total provision of agricultural credit both short-term and medium-term rose to Rs.18 crores during the year 1966 and it has now gone to Rs. 20 crores during the year 1967 (provisional).

Substantial progress has been registered in the field of marketing and processing of agricultural produce. There has been concerted effort in linking credit with marketing. 3 sugar factories, which are in production, produced over 66,000 metric tonnes of sugar.

In the urban sector the consumers co-operatives have been doing splendid job. The opening of departmental stores at the State's capital as well as at important district centres needs special mention.

Special efforts are being made to help the weaker sections of the people. A separate housing corporation for the benefit of the scheduled tribes and scheduled castes, which was organised in 1966, is a step in this direction.

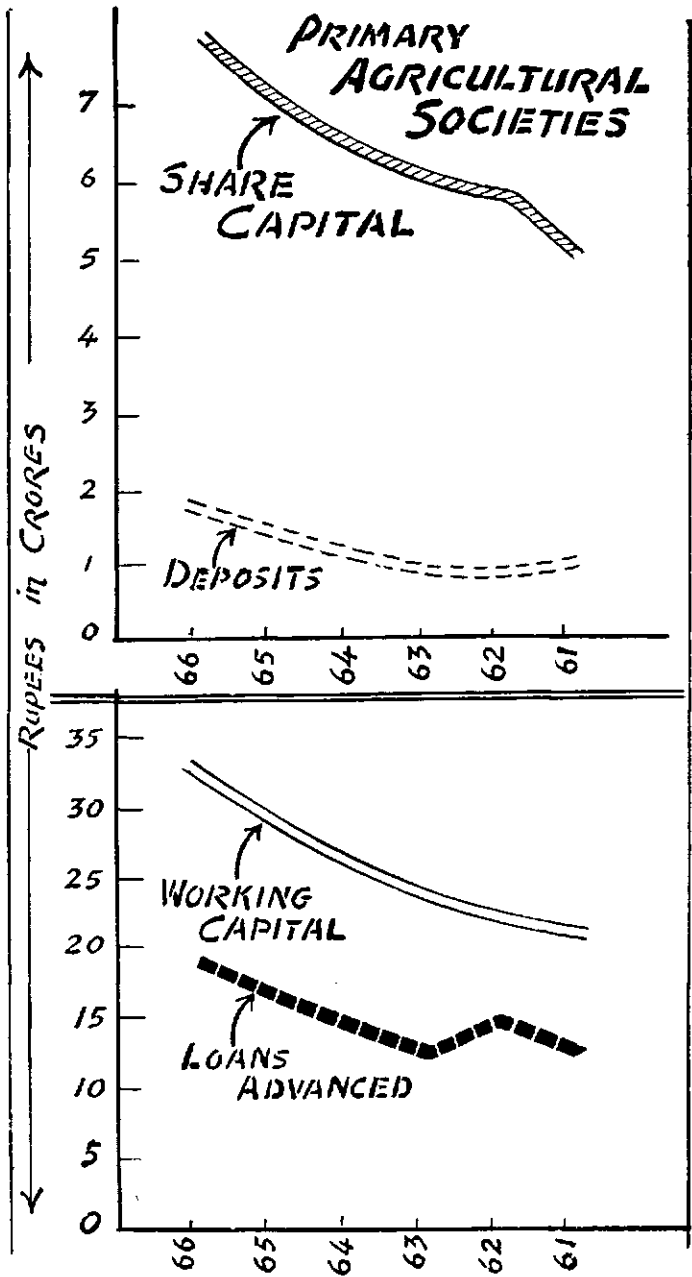
At the same time other types of co-operatives such as transport societies, women societies, co-operative spinning mills, etc., received special attention.

Step by step the co-operative edifice has been building itself into a gigantic proportion. It only requires the sustained endeavour and honest effort by the people and the co-operators to lead the movement to still a brighter and nobler form.

\*

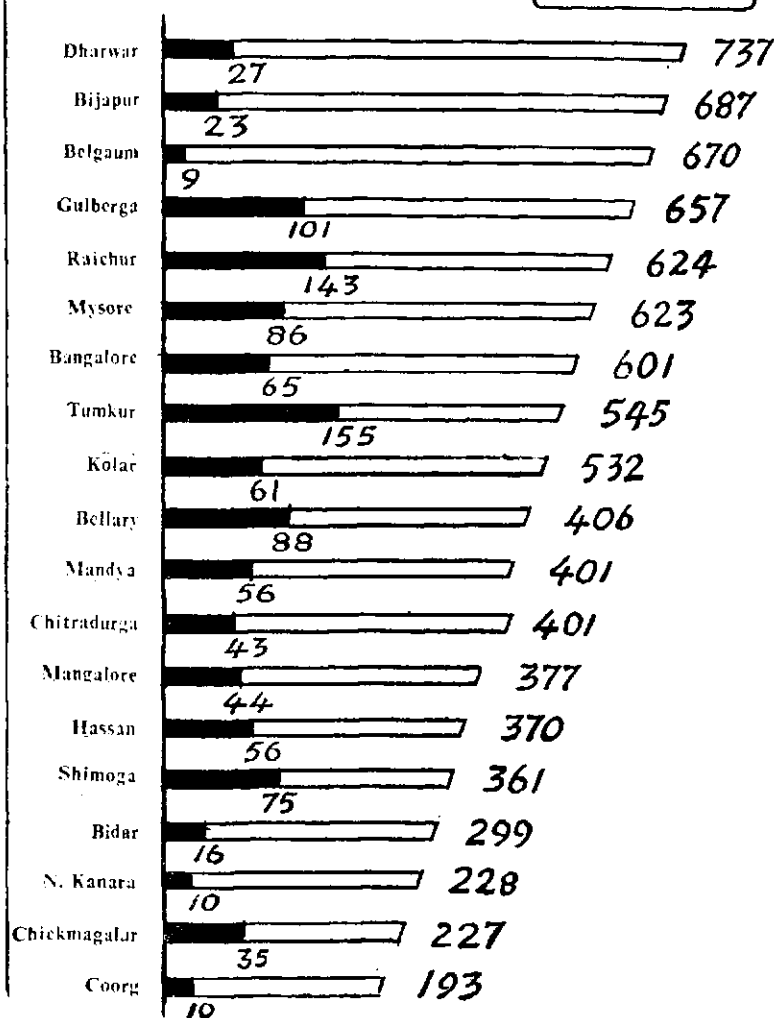
\*

\*



*Primary Agricultural Societies  
District-wise Number*

**■ DORMANT SOCIETIES**  
JUNE 1966



## CREDIT

### AGRICULTURAL CREDIT SOCIETIES

**A**S agricultural credit constitutes the most important base for the development of Co-operative Movement, concentrated efforts are focussed on this important item of the movement.

At the end of the II Plan period, the number of agricultural Credit Societies rose from 3,693 to 9,107, the membership and the paid up share capital increased from 3.45 lakhs to 12 lakhs and Rs. 1.45 crores to Rs. 4.72 crores respectively. The total short and medium term finance rose from Rs. 69.47 lakhs to Rs. 14.14 crores.

Further progress was registered during the III Five Year Plan. There were 8,939 primary agricultural credit societies (excluding the liquidated societies) with a membership of more than 15 lakhs as at the end of June 1966. These service societies had covered 96% of the villages in Mysore State.

The trend progress of the agricultural credit societies from 1961 to 1966 is given at page 14.

#### Agricultural Credit Societies — Coverage

*(Percentage of villages and rural population covered by Co-operatives)*

	1961	1962	1963	1964	1965	1966	1957*
1. Coverage of Villages	83%	85%	91%	95%	95.3%	96%	98.5
2. Rural population covered by the Co-operatives	32%	37%	38%	42.3%	43%	44%	45%

\* Provisional

### Agricultural Credit Societies — General Details

(Year ending 30th June)

(Rupees in lakhs)

Sl. No.	Particulars	1961	1962	1963	1964	1965	1966
1.	No. of societies	9,107	9,361	9,365	9,365	8,741*	8,939*
2.	Membership (in lakhs)	11.98	13.58	14.06	14.59	14.91	15.12
3.	Share capital	472.41	570.66	602.63	640.20	696.78	782.24
4.	Deposits	121.84	121.35	127.60	142.89	164.28	179.07
5.	Reserve and other funds	148.76	168.17	187.07	223.26	236.69	282.73
6.	Borrowings	12,85.00	15,21.09	16,12.00	16,89.51	18,16.15	20,80.09
7.	Working capital	20,28.01	23,81.27	25,29.30	26,95.67	29,13.90	33,24.13
8.	Loans issued	14,14.70	15,17.43	12,33.85	15,17.88	17,80.36	18,19.51
9.	Loans recovered	11,74.46	12,84.09	11,08.94	13,72.00	17,76.88	24,12.72
10.	Loans outstanding	16,06.51	18,33.85	19,58.76	21,04.64	21,70.31	10,24.85
11.	Loans overdue	5,46.75	8,40.76	9,48.29	8,00.58	8,48.16	
12.	Net profit	46.49	39.51	43.83	61.21	87.85	
13.	Losses	11.06	12.48	21.63	21.39	29.57	

Agricultural credit societies include large-sized and small-sized societies.

\* does not include liquidated societies.

## THE MYSORE STATE CO-OPERATIVE APEX BANK AND THE DISTRICT CO-OPERATIVE CENTRAL BANKS

ONE of the important achievements during the II plan was the organisation and re-organisation of all the 19 district co-operative central banks at the district level. At the State level, the Mysore State Co-operative Apex Bank was reconstituted as a federal body extending its jurisdiction throughout the State of Mysore.

The Mysore State Co-operative Apex Bank is one of the first class "A" class banks in Mysore State. The progress of the bank has been gradual and steady. The working capital of the bank has increased from Rs. 14.21 crores in 1961 to Rs. 24.88 crores during the year 1967. The trend of progress made by this bank as well as by the district co-operative central banks can be seen at page 16.

During the year 1965-66, however, many parts of the State were effected by famine and scarcity conditions. Hence recoveries could not be effected as usual. Steps were, therefore, taken to convert the short-term loan into medium term loans for the first time out of the credit stabilisation fund.

Special attention was given under the high yielding programme during the year 1965-66. The total loans issued under the scheme for Khariff was of the order of Rs. 22.00 lakhs of which Rs. 13.03 lakhs was in kind.



**THE MYSORE STATE CO-OPERATIVE APEX BANK**  
**GENERAL DETAILS**

(Year ending 30th June)

(Rupees in lakhs)

Sl. No.	PARTICULARS	1963	1964	1965	1966
1.	No. of Members	63	63	62	61
2.	Paid-up share capital	1,55.00	1,68.59	1,72.87	1,73.22
3.	Deposits	4,31.30	4,68.17	5,08.02	6,58.55
4.	Reserve and other funds	39.38	46.78	55.43	70.20
5.	Total borrowings— outstanding	9,45.14	10,24.21	12,35.12	15,07.70
6.	Working capital	15,70.82	17,07.75	19,71.44	2,409.67
7.	Loans issued	13,70.00	18,06.16	25,47.43	30,88.12
8.	Loans recovered	13,20.95	15,86.27	21,68.86	27,96.67
9.	Loans outstanding	12,11.80	14,31.69	18,10.26	21,05.46
10.	Net profit	14.04	15.24	16.64	24.21
11.	Overdue	9.94	11.63	7.34	7.04
12.	Percentage of working expenditure to gross profit	15.50	16.80	14.23	

**DISTRICT CENTRAL CO-OPERATIVE BANKS**

**GENERAL DETAILS**

1.	No. of Banks	19	19	19	19
2.	Membership	35,145	17,340	17,662	23,724
3.	Share capital	3,98.83	4,49.72	478.87	5,21.01
4.	Deposits	11,58.27	12,79.94	15,50.38	18,14.33
5.	Reserve and other funds	80.33	96.12	120.44	135.73
6.	Borrowings	11,51.27	12,81.50	16,94.49	20,10.92
7.	Working capital	27,88.70	31,07.28	38,44.18	44,82.06
8.	Loans issued	26,67.67	36,01.44	54,86.91	73,48.94
9.	Loans recovered	25,54.61	32,97.03	48,32.96	68,68.39
10.	Loans outstanding	20,96.75	24,01.16	30,55.11	35,31.26
11.	Loans overdue	6,42.41	5,74.59	6,60.01	727.85
12.	Net Profit	23.57	30.84	39.56	36.68

Long-term requirements of the agricultural members are met by the primary land development banks. These banks are federated to the Mysore State Land Development Bank Ltd., Bangalore.

At the end of June 1966, the position of land developments banks was as follows :—

1. No. of Banks		160
2. Number of Members		2,07,829
3. Share capital (Rs.)		96,57,000
4. Working capital	„	13,33,50,000
5. Loans issued	„	3,71,16,000
6. Loans recovered	„	61,82,000
7. Loans outstanding	„	12,09,69,000
8. Overdue	„	62,79,000

### SPECIAL SCHEMES

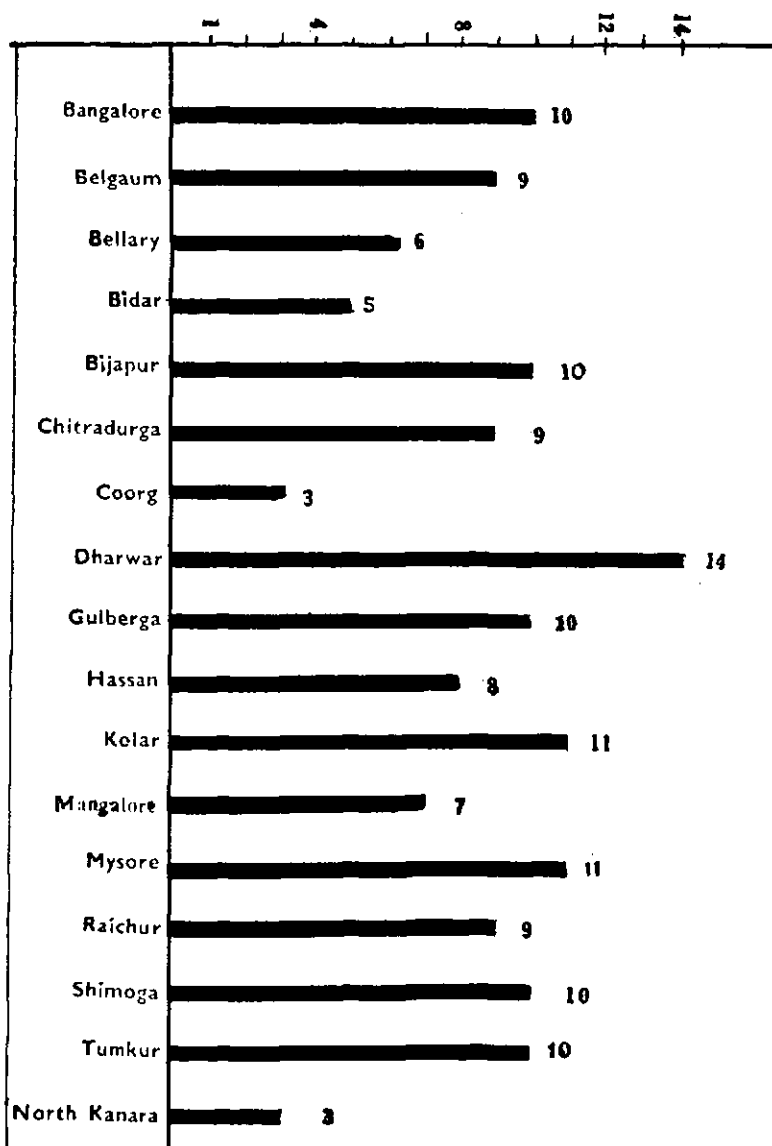
In the year 1965, Government decided that loans for sinking of irrigation wells issued by the Revenue Department, should be routed through the Mysore Land Development Bank. The scheme was inaugurated on 31-12-1965.

So far 11,734 wells have been sanctioned and loan of Rs. 4.61 crores has been disbursed. For the year 1967-68 a target for sinking 20,000 wells involving an outlay of Rs. 6 crores is fixed.

Besides, it is proposed to issue diesel engine pumpsets through the land development banks and electric pumpsets through the primary agricultural credit societies. The target is as follows :—

	Through L.D.B.		Through Agl. Credit Socs.	
	No.	Cost	No.	Cost
1967-68	8,500	340	12,000	240
			(cost in lakhs of Rs.)	

*PRIMARY LAND DEVELOPMENT BANKS  
DISTRICTWISE NUMBER  
JUNE-1966*



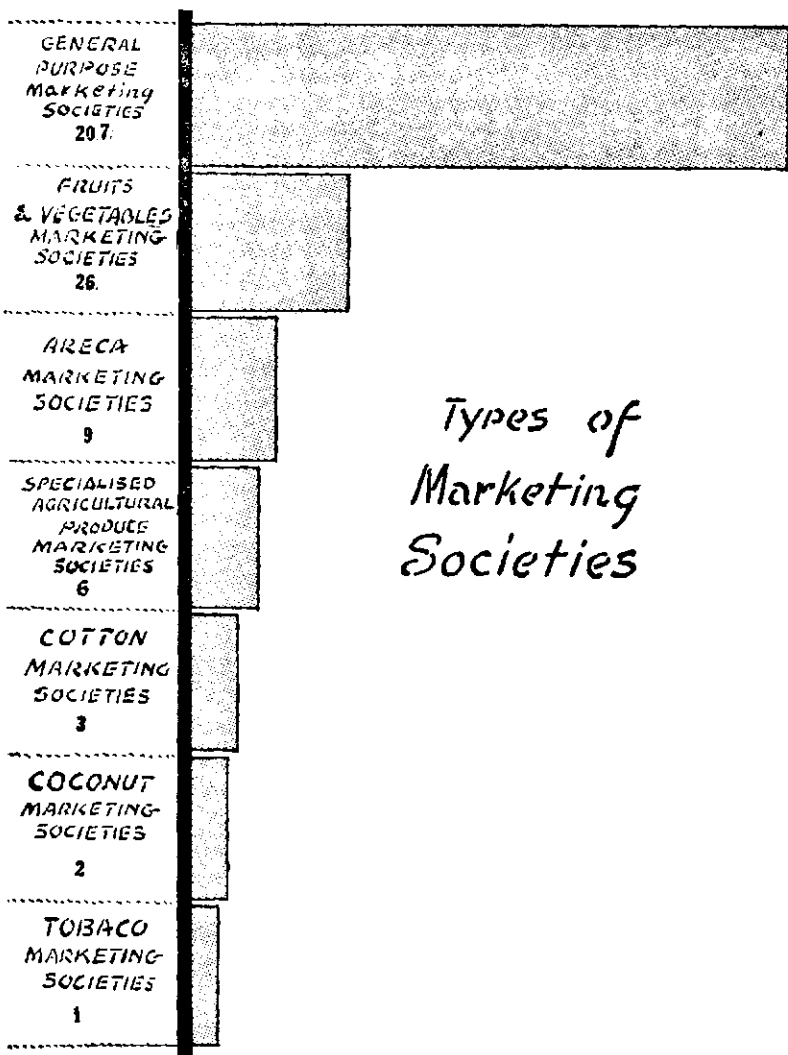
**SCHEMES UNDER THE AGRICULTURAL REFINANCE  
CORPORATION**

The following 3 special schemes for the development of agriculture have been sanctioned and implemented through the Mysore Central Land Development Bank :

Name of the Scheme	Acreage	Financial Outlay	Duration
		(Rupees in lakhs)	
Development of areca plantation	2,000	10	9 years
Reclamation and development of land under the Bhadra project.	1,10,000	272	5 years
Reclamation and development of land under Thungabhadra project (Left bank canal)			
Raichur.	3,00,000	533	7 years

Besides the above, the following schemes are in the process of finalisation : —

	Financial Outlay
1. Reclamation and development of land under Thungabhadra project (Right Bank Canal)	Rs. 450 lakhs
2. Scheme for development of coconut plantation.	,, 45 lakhs
3. Development of land under Ghata-prabha project.	,, 258 lakhs
4. Scheme for development of orange cultivation.	,, 60 lakhs
5. Schemes for soil conservation.	,, 715 lakhs



## MARKETING

**C**O-OPERATIVE Marketing is another aspect of the movement which received accelerated progress during the plan period.

Apart from strengthening the State Co-operative Marketing Society Ltd., Bangalore, which functions as the federal body, marketing societies were organised in all the Taluks of the State with a view to effectively link credit with marketing.

As at the end of 1966, there were 254 marketing societies of all types with a membership of over 1.7 lakhs.

The State Co-operative Marketing Society functions as the wholesale procurer and distributor of chemical fertilisers, iron and steel for agricultural purposes throughout the State

The primary marketing societies at the taluk level are playing significant role in the matter of food production. They not only meet the needs of the agriculturists but also act as the agent of the Government in the matter of procurement of levy grains in the State.

During the year 1964-65, they have procured 9,05,544 quintals of paddy and jowar worth Rs. 4,46,21,638 while during the year 1965-66, they procured 11,06,771 quintals worth Rs. 5,49,02,227.

Apart from the general marketing societies, there are specialised commodity-wise marketing societies such as cotton, areca, tobacco, coconut etc.

**MARKETING OF AGRICULTURAL PRODUCE  
BY CO-OPERATIVES**

<i>Agricultural produce sold by : (as owners and as agents)</i>	<i>During the year 1965-66 (Rupees in thousands)</i>
1. Marketing societies :	
(a) Primary	12,80,62
(b) Central	46,47
2. Sugarcane supply societies	—
3. Co-operative sugar factories (value of cane crushed)	4,83,96
4. Cotton ginning and pressing societies	11,72
5. Other agricultural processing societies	18,13
6. Primary agricultural credit societies	47,56
<b>Total</b>	<b>18,88,46</b>

## PROCESSING

**P**ROCESSING is a necessary adjunct to marketing.

Apart from the marketing societies themselves taking up processing activities, there are specialised processing societies such as cotton ginning, ground-nut oiling, paddy processing, coffee curing, fruit processing, cashew processing etc.

Special attention is given for establishing rice mills in all the important rice growing area in the State. As on 30-6-1966, 24 rice mills have gone into production, apart from the Modern Rice Mill at Mandya.

Out of 112 processing units, 44 units have actually gone into production.

### SUGAR FACTORIES

Mysore State has 10 sugar factories. Three have actually gone into production.

#### LOCATION OF SUGAR FACTORIES

1. Kampli Co-operative sugar factory, Bellary District.
2. Sankeshwar sugar factory, Sankeshwar, Belgaum District.
3. Pandavapura sugar factory, Mandya District.

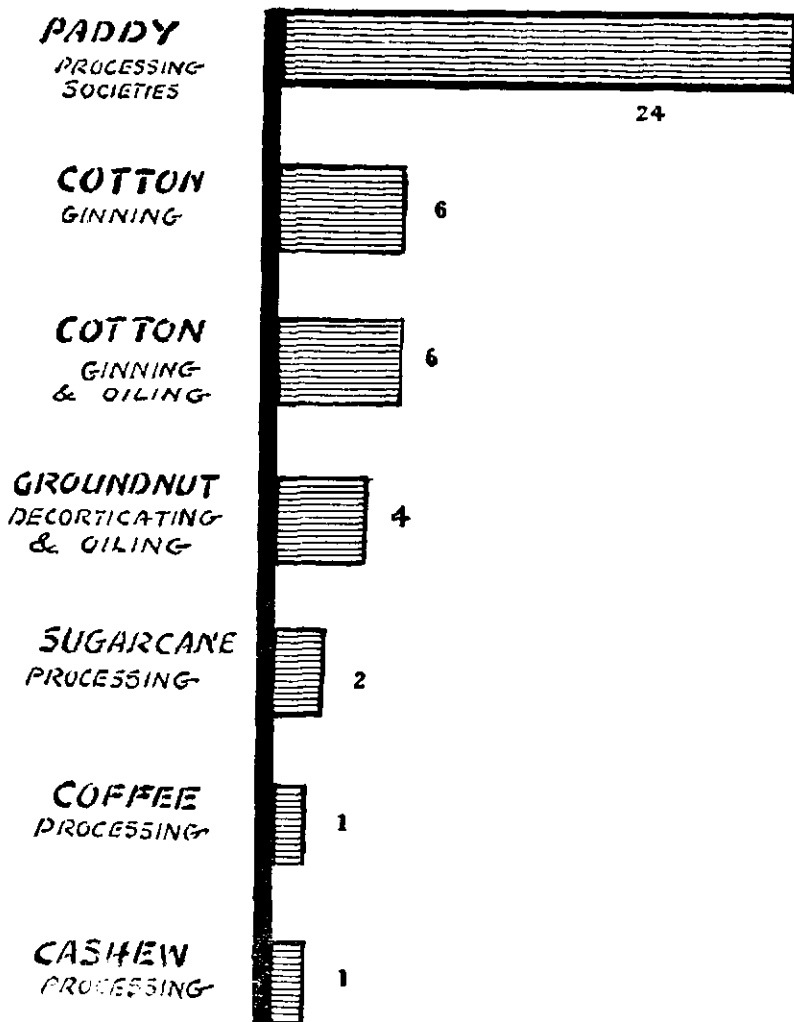
Total cane crushed (1964-65) 4,03,190 metric tonnes.

Total sugar produced 64,560 „

The other factories which are in different stages of progress will go into production shortly.



# Processing Societies Commodity-wise (June 1966)



## FARMING

**C**ONSOLIDATION of small and uneconomic classes of cultivators has been the sole aim of co-operative farming.

As at the end of June 1966, there were 493 co-operative farming societies. 403 societies were of joint farming type and the rest were collective type. The total membership was 13,257. They commanded 20,202.91 hectares of lands, and cultivated 15,518.65 hectares of lands.

During the III Plan, co-operative farming received special attention. As against the target of organisation of 190 societies in 19 pilot projects, 241 societies were organised besides organising 128 societies in Gramdan and Bhoodan areas.

During the IV Plan, special attention will be given to revitalisation of weak, stagnant and disintegrating societies, apart from consolidating the present societies. The programme will continue to be voluntary and will be directed mainly to the small and uneconomic classes of agriculturists.

The trend of progress of the farming societies is given at page 26.

### Co-operative Farming Societies — General Details

*(Rupees in lakhs)*

Sl. No.	Particulars	1961	1962	1963	1964	1965	1966
1.	No. of societies	144*	82	194	310	391	498
2.	Membership	7,670	2,953	6,187	8,597	10,014	13,257
3.	Share capital	2.76	1.63	4.16	10.09	13.14	16.67
4.	Reserve and other funds	1.39	0.68	1.09	1.25	0.76	1.06
5.	Borrowings	9.57	6.77	15.37	28.27	31.80	41.06
6.	Working capital	13.72	9.08	20.62	39.61	45.70	58.74
7.	Fixed assets	7.68	5.79	11.30	24.05	28.33	39.07
8.	Coverage in acres :						<i>(hectares)</i>
	1. Commanded	28,657	16,891	26,752	52,869	56,093	20,202.91
	2. Cultivated	21,837	7,364	20,772	29,690	36,334	15,518.65

\* includes better and tenant farming Co-operative Societies also.

## CONSUMERS

ONE of the effective means of holding the price line is the organisation of a chain of consumers co-operatives. With this object in view, the Government of India have sponsored a scheme. Under this scheme, so far 21 wholesale Co-operative consumers stores and 435 Primary Co-operative consumers stores have been organised/reorganised in the State.

A Federation of wholesale consumers stores have been organised with a view to co-ordinate the business of all the wholesale stores. The State Federation has been doing excellent business. The sales turn-over has risen from Rs. 26.29 lakhs during the year 1964-65 to Rs. 808.85 lakhs during the year 1966-67 (December 1966).

Another achievement by the Federation is the setting up of the Departmental Stores at Bangalore under the Trade name JANATHA BAZAAR. The average sales per day of the Janatha Bazaar is about Rs. 20,000.

Similar bazaars have been organised at Hubli, Mysore, and Shimoga. Proposals are underway for setting up of similar bazaars in other parts of the State.

The trend of progress of consumers' societies is given at page 28.

## Primary Consumers Co-operative Societies in Mysore—General Details

*(Year ending 30th June)*

*(Rupees in lakhs)*

Sl. No.	Particulars	1961	1962	1963	1964	1965	1966
1.	No. of Societies	395	412	545	714	1,096	1,137
	No. of Branches	78	34	39	32	62	80
2.	Membership	97,741	1,10,110	1,43,934	1,57,044	2,20,435	2,55,770
3.	Share Capital	21.90	24.47	35.00	42.24	60.89	73.52
4.	Reserve and other funds	25.19	23.45	38.95	30.42	39.41	44.66
5.	Borrowings	31.04	30.90	34.82	50.21	84.96	93.36
6.	Working Capital	78.13	83.82	1,06.77	1,22.87	1,85.26	2,11.51
7.	Purchases	2,70.83	2,71.83	2,18.60	4,74.20	10,91.97	13,80.68
8.	Sales	9,90.55	2,75.43	2,00.00	5,33.62	11,85.79	22,81.47
9.	Net profit	5.65	5.73	6.68	1.31	11.21	21.52
10.	Losses	1.94	2.73	5.61	1.31	3.93	8.44

## HOUSING

**C**O-OPERATIVE Housing in the State has been doing yeoman service to the low-income and middle-income groups. The Mysore State Co-operative Housing Corporation with a membership of 1,028 and a paid up share of Rs. 6.15 lakhs as on June 1965 functions as the Apex Housing Corporation. 685 housing co-operatives are affiliated to this institution.

In the year 1966, a separate Housing Corporation for the benefit of Scheduled Tribes and Scheduled Castes has been organised with a view to accelerate the building of houses to the scheduled tribes and scheduled castes members. Within a short period of its existence, the Corporation has sanctioned a loan of Rs. 1.38 crores to 128 Primary Scheduled Castes and Scheduled Tribes Housing Societies for construction of 7,441 houses.

The trend of progress of primary housing co-operatives is given at page 30.

**Primary Co-operative Housing Societies — General Details**

*(Year ending 30th June)*

*(Rupees in lakhs)*

Sl. No.	Particulars	1961	1962	1963	1964	1965	1966
1.	No. of Societies	350	399	506	689	638	685
2.	Membership	36,605	46,222	66,071	86,305	99,868	1,10,890
3.	Share Capital	28.92	30.34	45.70	50.36	66.25	72.94
4.	Reserve and other funds	9.29	10.16	12.20	13.61	15.78	15.39
5.	Borrowings	3,66.02	1,93.37	2,35.34	2,50.14	2,74.25	2,92.24
6.	Working Capital	4,04.23	2,33.87	2,93.24	3,14.11	3,56.29	3,80.57
7.	Loans issued	94.08	55.77	72.18	1,12.93	96.79	94.61
8.	Loans recovered	27.90	30.58	38.69	93.76	109.04	89.36
9.	Loans outstanding	1,76.66	2,01.25	2,35.34	2,54.56	2,42.31	2,47.56
10.	Loans overdue	14.76	16.44	25.85	36.72	45.85	48.82
11.	Net profit	5.03	3.06	4.38	2.93	5.00	4.66
12.	Losses	1.46	0.76	5.82	1.04	1.60	2.29

## FISHERIES

**F**ISHERIES Co-operatives have been gaining increased importance after the States Re-organisation.

The coastline of Mysore is one-fifteenth of the entire coastline of India and the marine fishable area is 1,00,000 square miles. While the sea-coast of the State is one of the richest fisheries in India, the scope for inland fisheries is also vast. For inland fisheries there are 30,000 minor tanks, 2,700 major tanks, 17 large lakes and reservoirs, 3,800 mile length of rivers and channels apart from innumerable pools and ponds.

Fisheries Co-operatives in the State are mostly concentrated in the North Kanara and South Kanara Districts, while a few others are scattered in the other Districts of the State.

There are two District fishing federations one in North Kanara and the other in South Kanara. There were 105 fisheries Societies with a membership of about 20,656. The catch value and the sale value were Rs. 1,06,000 and Rs. 5,31,000 respectively, during the year 1966.

As there is enough scope for development of fisheries industry, Government have sanctioned a scheme for development of fisheries in South Kanara at an outlay of Rs. 125 lakhs. This is being implemented. Another scheme for the development of fisheries in North Kanara is likely to be sanctioned shortly.



### Fisheries Co-operatives—General Details

(Rupees in lakhs)

Sl. No.	Particulars	1961	1962	1963	1964	1965	1966
1.	No. of Societies	70	77	93	96	100	105
2.	No. of Members	10,155	15,579	19,265	19,604	19,194	20,656
3.	Paid-up Capital	3.86	5.00	6.16	7.30	7.46	7.85
4.	Reserves	1.16	1.66	1.65	1.74	1.88	1.96
5.	Borrowings	4.19	14.34	18.46	14.67	13.70	14.53
6.	Working Capital	10.43	21.00	26.72	23.71	23.04	24.34
7.	Catch value	0.05	0.78	2.35	2.29	0.72	1.06
8.	Sales value	0.96	0.85	3.29	3.30	1.71	5.31
9.	Profits	0.29	0.31	0.55	0.71	0.66	0.69
10.	Losses	0.13	0.19	—	0.21	0.17	0.39

## SPECIAL SCHEMES IMPLEMENTED DURING THE III PLAN PERIOD

During the III Plan the following three schemes were implemented,

- (i) Intensive agricultural development programme.
- (ii) Special development programme (Crash programme)
- (iii) Establishment of modern Co-operative Rice Mill.

The intensive Agricultural Development Programme or what is called the Package Programme was implemented in the district of Mandya with effect from 1-11-1962 for a period of 5 years.

The main idea under this scheme is to benefit to the maximum extent the combined efforts of the field experience and latest research data. The introduction of this package programme has however been responsible for the overall development of the co-operative movement in Mandya district.

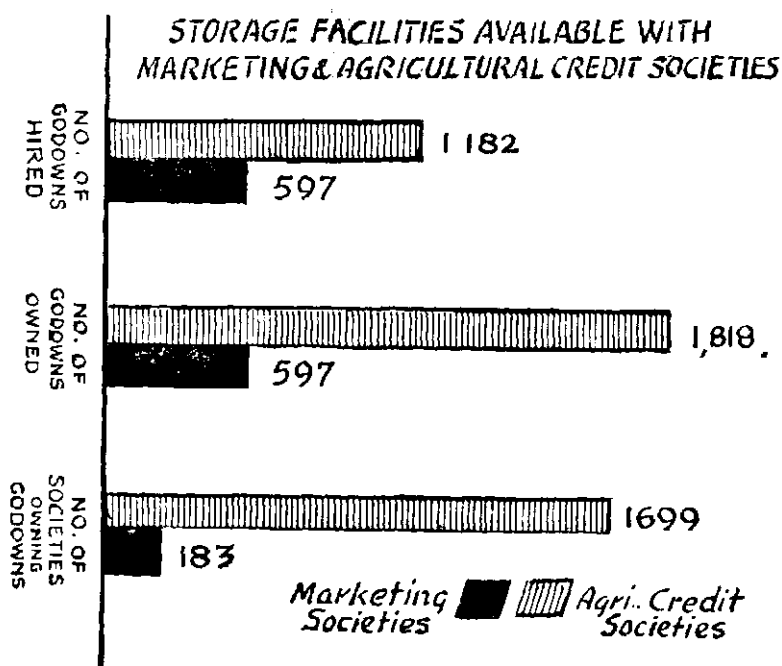
The Crash Programme is a centrally sponsored one. Under this scheme construction of storage godowns for intensive Agricultural Programme was undertaken. 418 godowns were sanctioned under this programme.

In pursuance of the recommendations of the Ford Foundation Team, a modern rice mill has been set up in Mandya on the Japanese model in order to increase the out-turn of rice from paddy.

## Storage Facilities available to the Credit and Marketing Societies

(As on 30-6-1965)

Sl. No.	Plan	Small sized or Rural Godown Allotted	Capacity in tonnes	Assistance given by Government	Completed	Medium sized godown	Completed
1	2	3	4	5	6	7	8
1.	II Plan	475	100	Rs. 47.50 (Lakhs)	403	166	150
2.	III Plan	711	—	Rs. 51.46 (Lakhs)	224	118	34



## CO-OPERATIVE EDUCATION

**T**HE Mysore State Co-operative Union under the direction of the National Co-operative Union of India is exclusively entrusted with the work of training both departmental and non-official personnel. All the Co-operative Training Schools are handed over to the Mysore State Co-operative Union. There are five Co-operative Training Centres, one each at Bangalore, Mysore, Gulburga, Dharwar and Mercara.

One of the significant steps for training the Co-operative personnel is the creation of an Ad hoc Committee for training pool of Officers. Under this scheme, a committee consisting of the Registrar of Co-operative Societies (Chairman), the President of the Mysore State Co-operative Apex Bank and another Co-operator selects persons from open-market, trains them and posts them to the various major co-operative institutions.

## MISCELLANEOUS CO-OPERATIVE SOCIETIES

		1965-66							
Sl. No.	Type of Co-operative Institutions	No. of Co-operative Societies	Member-ship	Share Capital	Reserve & other funds	Working Capital	Wages Paid	Profit	Loss
		1	2	Rs.	Rs.	Rs.	Rs.	Rs.	Rs.
1.	Labour Construction								
	Co-operative Societies	104	4,978	1,62,424	49,856	4,03,619	59,167	10,091	23,863
2.	Rikshaw Pullers								
	Co-operative Societies	3	65	15,655	1,723	35,386	—	1,138	895
3.	Transport Societies	26	2,237	6,63,711	4,69,692	37,35,537	2,36,360	46,298	1,22,060
4.	Co-operative Printing Press	14	1,521	2,92,781	72,145	6,85,658	76,770	36,473	2,546
5.	Forest Contract								
	Co-operative Societies	33	3,243	87,295	71,167	2,76,681	5,98,655	30,295	8,495
6.	Women's								
	Co-operative Societies	76	7,754	1,49,485	1,39,878	4,10,598	—	86,202	24,220
7.	Washermen's								
	Co-operative Societies	2	105	6,320	—	11,320	523	—	1,138
8.	Co-operative Canteens	7	1,867	19,467	6,190	37,880	28,702	5,157	8,880
9.	Salt Co-operative Society	1	222	1,57,460	87,642	6,88,665	—	1,046	—

## MISCELLANEOUS CO-OPERATIVES

**U**NDER the miscellaneous schemes, various types of co-operatives specialising in a particular trade or business have been organised. Some of these institutions are auto-rickshaw co-operatives, co-operative printing presses, washermen co-operatives, transport co-operatives, women co-operatives etc.

Co-operative Hospital at Ghataprabha, Homoeopathic Hospital at Bangalore; Karnataka Co-operative Publishing House at Bangalore; Co-operative Education Society at Manipal are some of the major institutions under the miscellaneous schemes.

The statement at page 36 will give an idea of the movement in this direction.

**DIFFERENT TYPES OF INDUSTRIAL CO-OPERATIVES**  
(other than Weavers)

*June ending 1966*

<i>Type of societies</i>	<i>Number</i>
1. Flaying and tanning	76
2. Pottery	122
3. Handpounding of paddy and cereals	92
4. Oil crushing	211
5. Palmgur	154
6. Canegur and khandasari	28
7. Canning of fruits and vegetables	2
8. Other village industries	327
9. Handicraft industries	166
10. General engineering	55
11. Leather goods	75
12. Construction materials	59
13. Sericulture	10
14. Coir	37
15. Spinners' society	1
16. Miscellaneous industries	345

## PROGRAMME FOR IV PLAN

*A brief account of the programme under the IV plan under each sector is given below.*

### CREDIT

The programme for the IV plan envisages setting up of and granting assistance to 3,500 viable and potentially viable service Co-operatives, 90 fresh branches of district Central Co-operative Banks, 75 primary land development banks and also granting assistance towards appointment of 200 fresh supervisors of district banks and 55 land valuation officers for supervision over the dispensation of agricultural credit and towards contribution to bad debt reserves.

The target of short and medium-term credits is fixed at Rs. 50 crores whereas for long-term loan, it is fixed at Rs. 30.00 crores.

A total provision of Rs. 176.82 lakhs has been made under this sector as a whole.

### MARKETING

The IV plan as a whole envisages granting of share capital contribution to 200 primary marketing societies including those inadequately assisted; managerial subsidy to 165 primary marketing societies; contribution to the price fluctuation fund and setting up of 24 grading units. It also provides for share capital contribution to Apex Marketing Society and setting up of a manure mixing unit by the said society. Provision is also made for granting assistance to marketing societies for plantation crops and for creation of a common cadre of personnel of marketing co-operatives. A total provision of Rs. 133.38 lakhs has been made under this sector.



## PROCESSING

A total provision of Rs. 54 lakhs is made under this sector for setting up 36 fresh processing units (other than sugar factories) and a provision of Rs. 130.00 lakhs is made for granting assistance to 7 co-operative sugar factories.

## STORAGE

1,200 rural godowns, 200 medium-sized godowns and 40 godowns by processing societies are expected to be assisted. A total provision of Rs. 264.75 lakhs is made.

## FARMING

A total provision of Rs. 100 lakhs is made under farming for organisation of 400 new Co-operative Farming societies, District Federations and State Federation; running of Training Centres for Co-operative Farming Personnel; and Publicity and Propaganda.

## OTHER SCHEMES

A sum of Rs. 168.72 lakhs has been set apart for other schemes in the IV plan.

\*

\*

\*