

OFFICE OF THE
DIRECTOR OF PUBLIC INSTRUCTION,
NUNGAMBAKKAM, MADRAS,
Dated 15th October 1928.

C. No. 1180-F./28.

From

R. G. GRIEVE, Esq., M.A., F.R.G.S.,
ACTING DIRECTOR OF PUBLIC INSTRUCTION,
Madras,

To

THE SECRETARY TO GOVERNMENT,
LAW (EDUCATION) DEPARTMENT,
Fort St. George, Madras.

SIR,

I have the honour to submit my report on the state and progress of education in this Presidency during the year 1927-28.

2. *Events of the year.*—With a view to promoting exchange of views and to ascertaining the opinions of officers of this department and others interested in educational matters, three conferences were held during the year. The first was a conference of women officers of the department, held in August 1927, which discussed a great range of subjects concerned with the promotion and expansion of female education. In October the Hon. the Minister for Education presided over a large conference on Physical Education which was attended by over 200 delegates, mostly headmasters and managers of secondary schools. Thirdly, in January 1928, I held a conference of District Educational Officers at which I was able to explain various matters of policy and to elicit the views of the officers on certain questions of departmental interest. I consider that the benefits arising from thus bringing district officers together to discuss their common problems are so great that I propose to hold similar conferences in future years.

It is very regrettable that the location of the headquarters of the Andhra University is not yet settled, owing to the inability of those concerned to come to any agreement.

The Government Muhammadan College at Madras was made permanent during the year, and Group V-A (History and Economics) of the B.A. Pass Course was additionally opened in this college.

In February 1928, Government issued orders reconstituting the District Secondary Education Boards, and the changes will be brought into effect during the course of the current year.

Steps were taken to revise the Code of Regulations for European schools and to bring it up to date. It is hoped that the new edition will be ready shortly.

Medical inspection.—The scheme of medical inspection of schools, which was revived in 1925, was made compulsory on all Government secondary schools and school departments of Government colleges, with effect from June 1926. The introduction of medical inspection was further made a condition of recognition of all secondary schools under private management from May 1927. In 1928, the scheme was introduced compulsorily in Arts Colleges for men and women situated in the Madras University area and in elementary schools for boys in areas where compulsory elementary education had been introduced. The system was also extended, as an optional measure, to Arts Colleges in the Andhra University area, and to secondary schools for girls.

Female education.—A noteworthy feature of the year was the provision of a subsidy for the opening of five hundred new elementary schools for girls, this being the first subsidy for the purpose since 1921. Further, as a step towards supplying the increasing demand for women-teachers, four additional training schools for mistresses were opened.

Adult education.—The adult education classes which Government sanctioned as an experimental measure at the Teachers' College, Saidapet, and the Training College, Rajahmundry, were opened in July 1927. The present strength of the classes at Saidapet and Rajahmundry, is 62 and 41, respectively. As a result of the voluntary efforts of students in the Government institutions at Palghat and Coimbatore, a night school for adults is being conducted in each of the above institutions. Efforts to enlist the help of unofficial agencies in starting adult classes have been successful in a few centres, but there is yet much to be done in this direction.

Transfer of Government schools to Agency District Board.—In their Order Mis. No. 2398, dated 8th December 1927, Government sanctioned the transfer to the East Gōdāvāri Agency District Board of the Government schools in the Bhadrāchalam Taluk, with effect from 1st April 1927. This order affected two secondary and thirty-seven elementary schools for boys, and two elementary schools for girls.

Indian Statutory Commission.—The members of the Commission visited a number of educational institutions during the course of their tour. I regret to have to note that some schools, including those controlled by certain local boards, were closed in response to the demand for a hartal raised by a section of the community.

3. *Legislative Council.*—As in previous years a very large number of questions relating to educational matters were asked.

The following topics would indicate how varied were the matters upon which information was sought:—

- (1) revision of the scale of pay of elementary school-masters,
- (2) vacation classes for teachers in charge of training schools,
- (3) boarding grants to Indian and European boarding houses,
- (4) expansion of secondary education in the Presidency,
- (5) pay of women officers in the Subordinate Educational service,
- (6) scales of pay of Deputy Inspectors and school assistants,
- (7) working of the re-organized scheme of assistant and special lecturers in the Law College,
- (8) grants to the Āndhra University for developing its teaching side,
- (9) the Special Officer's report on Elementary Education,
- (10) training of rural school teachers in scientific agriculture,
- (11) introduction of the boy scout movement in schools,
- (12) abolition of the Engineering School, Trichinopoly,
- (13) introduction of compulsory physical training in schools, and
- (14) educational facilities for Muslim girls.

Questions were also put regarding the facilities for the education of poor Ādi-Drāvida pupils, and special concessions for depressed classes and admission of depressed class pupils in local board schools.

A Bill to amend the Madras University Act of 1923 was moved in the Council at the session held on 2nd November 1927 and was referred after discussion to a select committee consisting of not more than 25 members.

In March 1928, Mr. A. B. Shetty moved that "This Council recommends to the Government that independent medical practitioners be appointed to teach Physiology and Hygiene and to take charge of medical inspection and physical training in all schools and colleges maintained by Government and local bodies; but the resolution was withdrawn on the Minister promising the house that the matter would be investigated by the Director of Public Instruction.

4. *General statistics—(a) Numerical.*—The number of public institutions rose from 50,941 to 53,625, i.e., by 2,684, and their strength from 2,440,874 to 2,586,514, i.e., by 145,670, the increase representing 5·3 per cent in the number of schools and 6·0 per cent in their strength. There was a decrease in the number of private institutions and in their strength, the decrease being from 2,897 schools with 82,314 pupils to 2,643 schools with 74,128 pupils.

Taking public and private institutions together, the number of institutions increased by 2,430, or by 4·5 per cent, and their strength by 137,484, or by 5·4 per cent.

The percentage of those under instruction to the whole population was 6·2, being 9·9 in the case of boys and 2·8 in the case of girls, against 6·0 for the whole population and 9·5 for boys and 2·5 for girls in the previous year.

There was a small increase in the number of institutions in municipal areas (from 4,104 to 4,197) as also in their strength (from 440,199 to 455,698). Similarly there was an increase both in the number of schools in non-municipal areas and in their strength. The percentages of the institutions and scholars in municipal areas to the total number of institutions and scholars in the Presidency were 8·1 and 20·17, respectively, as against 8 and 17, respectively, in the previous year.

(b) *Financial.*—There was an increase in the number and strength of elementary and primary (European) schools for boys and girls, as there were 52,472 schools with 2,356,108 pupils on the 31st of March 1928 against 49,788 schools with 2,215,707 pupils in the previous year. Expenditure on

these schools rose from Rs. 170·51 lakhs to Rs. 189·00 lakhs and the average cost of a school and that of a pupil was Rs. 360-3-0 and Rs. 8-0-4, the corresponding figures for the previous year being Rs. 342-7-7 and Rs. 7-11-2.

The number of boys' elementary and primary (European) schools rose from 46,389 to 48,422 and their strength from 1,986,645 to 2,095,329. Their total cost was Rs. 158·11 lakhs and the average cost of educating a pupil was Rs. 7-8-9.

The number of elementary schools for Indian boys alone rose from 46,378 to 48,407 and the number of pupils reading in them from 1,985,617 to 2,094,138. Their total cost rose from Rs. 142·30 lakhs to Rs. 157·34 lakhs. The average cost of educating a pupil was Rs. 7-8-8.

The total expenditure on education rose during the year from Rs. 452·72 lakhs to Rs. 478·91 lakhs. The increase was contributed by both public and private funds. The proportion which public funds and private funds bore to total expenditure was 60 and 40 per cent, respectively, against 59 and 41 per cent, respectively, in 1926-27.

The total direct expenditure rose from Rs. 340·07 lakhs to Rs. 362·85 lakhs. The increase was almost entirely contributed by public funds, the increase being nearly Rs. 21 lakhs. The amount spent on schools managed by local bodies showed an increase of Rs. 11 lakhs.

Indirect expenditure increased from Rs. 112·66 lakhs to 116·06 lakhs, the increase being mainly under Boarding charges.

The budget estimate for the year under "Education" was Rs. 217·64 lakhs and the revised estimate Rs. 223·92 lakhs. The actuals for the year were Rs. 218·64 lakhs.

Including the expenditure on Government buildings and on schools and colleges not under the control of the Educational Department, provincial receipts and charges aggregated Rs. 8·72 lakhs and Rs. 251·19 lakhs against Rs. 8·37 lakhs and Rs. 225·90 lakhs, respectively, in the year previous. The increase was mainly due to an increase in the provincial subsidies paid to local bodies and grants-in-aid paid to schools under private management. Provincial subsidies to local bodies inclusive of the amounts placed at the disposal of the District Educational Councils and the Registrar-General of Panchayats for elementary education rose by Rs. 19·72 lakhs to Rs. 128·65 lakhs.

5. *Controlling agencies and personnel—Direction.*—With the exception of the first week in the year, I was in charge throughout the year,

In July and August 1927, I toured through Kurnool and Cuddapah districts; in September, various places in Malabar and Coimbatore districts; in October and November, South Arcot; in December I visited Ganjam district.

In January 1928, I proceeded to Delhi to attend the conference of Ministers and then my touring comprised visits to Trichinopoly and Tinnevely, to first-grade Government colleges in the mufassal and to Bezwada in connexion with the Andhra University.

Inspection—Higher educational services and their personnel—(a) *Indian Educational Service, Men's Branch.*—Of the 53 posts in the Indian Educational Service, 21 posts were permanently vacant at the end of the year under review as against 19 in the preceding year. These vacancies have to remain unfilled pending the receipt of orders on the reorganization of the Superior Educational Services.

Messrs. G. L. Lobo, C. K. Krishnaswami Pillai, T. S. Subrahmanya Ayyar, and H. Parameswaran continued to officiate in the Indian Educational Service.

The following officers in the Indian Educational Service retired from service during the year under review:—

Mr. W. S. Hadaway, Superintendent, School of Arts, Madras, on 8th November 1927 after a service of 20 years.

M.R.Ry. Diwan Bahadur K. Ramunni Menon Avargal, Professor of Zoology, Presidency College, Madras, on 14th September 1927, after a service of over 29 years.

(b) *The Madras Educational Service, Men's Branch.*—The number of posts in the Madras Educational Service was 56 as against 57 in the previous year. The reduction was due to the abolition of the post of Assistant Inspector of European Schools which was in abeyance. In addition to the 56 permanent posts referred to above, there were two temporary posts in the Madras Educational Service—(1) District Educational Officer, West Gōdāvāri, and (2) Lecturer in History, Government Muhammadan College, Madras.

During the period under review, the following officers were confirmed in the Madras Educational Service:—

(1) M.R.Ry. V. C. Srinivasa Acharya Avargal.

(2) M.R.Ry. V. S. Vasudeva Sastriyar Avargal.

The former retired on 16th May 1927.

(c) *Indian Educational Service, Women's Branch.*—There were 13 posts in the Indian Educational Service as in the previous year. Owing to the absence of Miss Prager, Inspectress of Girls' Schools, Ceded Districts Circle, and

Mrs. Henderson, Inspectress of Girls' Schools, Central Circle, on long leave, the Indian Educational Service posts held by them were kept in abeyance and temporary posts in Madras Educational Service were created instead. Miss Gunther continued to officiate in the Indian Educational Service throughout the year.

(d) *Madras Educational Service, Women's Branch.*—The number of posts in the Madras Educational Service remained the same as last year, viz., 19. Miss Schofield, permanent Superintendent, Government Secondary and Training School for Women, Cannanore, and officiating Inspectress of Girls' Schools, Western Circle, retired during the year and a post in the Madras Educational Service fell vacant in consequence.

(e) *Special posts.*—Miss Fearn's temporary appointment as Woman Specialist in Physical Education was extended for a further period till the end of March 1928.

6. *University and collegiate education.*—(A) (i) *The Madras University.*—Diwan Bahadur Sir R. Venkataratnam Nayudu, Kt., M.A., D.LITT., continued to be the Vice-Chancellor of the University except for a short period of about four weeks when he went on leave. During his absence Diwan Bahadur K. Ramunni Menon, M.A., officiated.

With the establishment of new departments and the reorganization of the existing ones the University's activities for the promotion of advanced studies and research in various branches of learning have been considerably strengthened and enlarged during the year. The University Institute of Oriental Languages began work in September 1927 in its three sections—Dravidian, Sanskrit and Islamic. It has been located in Egmore in close proximity to the Government Record Office and to other larger libraries. The Departments of Indian Philosophy and of Mathematics have also commenced work.

(ii) The proposal to appoint a commission of inspection was sanctioned before the close of the year under report; and its personnel has subsequently been fixed. The commission is expected to finish its work by the end of the calendar year.

(iii) The report of the committee of the Senate regarding compulsory physical training was adopted and the Senate has sanctioned funds towards putting into operation the scheme as outlined in the report.

(iv) The scheme of compulsory medical inspection was introduced during the year and the arrangements made by the colleges to give effect to the scheme were approved by the Syndicate.

(v) Mr. S. R. Ranganatham, M.A., L.T., continued to be the University Librarian during the year. The Chairman of the Connemara Library Committee having urged that the University Library should be removed by December 1928 as the continued location of the library in the Museum buildings was causing much inconvenience to the Connemara Library, a special committee was appointed to consider the question of temporary arrangements for the University Library after December 1928.

The Syndicate approved of the suggestion of the committee, to convert the main hall of the Senate House into a reading room and to locate the library in the cellars of the Senate House until such time as the new library buildings are ready.

(vi) During the year under review Parts II—IV of Volume II of the Tamil Lexicon were published. The manuscripts now ready will cover two more parts which will form Volume III of the Lexicon.

(vii) *University Training Corps.*—The sanctioned strength of the battalion was maintained and the continued popularity of the corps was evinced by the fact that more than three times the required number of men volunteered for enlistment.

The annual camp was held at the Pekin Barracks, Bangalore, during the last two weeks of September. The camp lasted for ten days and as arrangements were made to take the men to Bangalore before they dispersed for the Michaelmas holidays, the attendance was larger than at any previous camp. A very real attempt was made to make the non-commissioned officers realize their responsibilities and to train them to take charge of their sections and platoons. The usual competitions, such as company drill, guard mounting, etc., were held and the Willingdon Shield for all-round efficiency for the year 1927–28 went to “D” company, St. Joseph’s College. The General Officer Commanding, Madras District, Major-General A. L. Tarver, C.B., C.I.E., D.S.O., inspected the corps.

In November, His Excellency the Governor, as Chancellor of the University, summoned a conference which was attended by Brigadier R. B. Worgan, C.S.I., C.V.O., D.S.O., the Commandant of the corps, the Director of Public Instruction,

the Vice-Chancellor and the Principals of Colleges. Suggestions were considered for the closer co-operation of the colleges with the work of the corps and it was decided to arrange for a conference of Principals in March 1928. The conference met in March and the Principals approved of the suggestions put forward by the Commandant for the more efficient working of the corps. The musketry average of the corps was 77.45 for the year 1927-28 as compared with 70.8 for the previous year.

(viii) The following recognitions and affiliations were granted during the year under review :—

RECOGNITIONS.

1. Presidency College, Madras ... Branch III-B (Economics) of the B.A. (Hons.) Degree Courses.
2. Pachaiyappa's College, Madras. Do.
3. Madras Christian College, Madras. Geography under Part III of the Intermediate Course.
4. Queen Mary's College, Madras. Geography and Indian Music under Part III of the Intermediate Course.
5. Government Muhammadan College, Madras. Part I English Language and Literature and Part II Group (v-A) (History and Economics) of the B.A. Degree Course.
6. Lady Willingdon Training College, Madras. "Domestic Science", a new special subject under L.T. Degree Course.

AFFILIATIONS.

1. St. John's College, Palamcottah. Mathematics, Physics and Chemistry under Part III of the Intermediate Course.
2. National College, Trichinopoly. Mathematics and Physics under Part III of the Intermediate Course (conditional affiliation for the year 1927-28).
3. St. Aloysius' College, Mangalore. Natural Science under Part III of the Intermediate Course.
4. St. Joseph's College, Trichinopoly. Electrical Engineering and Mechanical Engineering under Part III of the Intermediate Course.

- | | |
|---|---|
| 5. Bishop Heber College, Trichinopoly. | Electrical Engineering under Part III of the Intermediate Course. |
| 6. Islamiah College, Vaniyambadi. | Indian History of the Intermediate Course. |
| 7. Holy Cross College, Trichinopoly. | Do. |
| 8. Bishop Heber College, Trichinopoly. | Do. |
| 9. St. Aloysius' College, Mangalore. | Do. |
| 10. Malabar Christian College, Calicut. | Do. |
| 11. St. Xavier's College, Palamcottah. | Do. |

(B) *Āndhra University*.—(i) Maharaja Sir Raja Rao Venkatakumara Mahipathi Surya Rao Bahadur, O.B.E., Raja of Pithāpuram, resigned his office of Pro-Chancellor of the University in March 1928, and His Excellency, the Chancellor, nominated in his place Maharaja Sri Ramachandra Deo, M.L.C., Raja of Jeypore, with effect from 4th April 1928.

(ii) Among the resolutions passed during the year may be mentioned the following :—

(a) At the meeting held on 5th December 1927, the Senate adopted the resolution that the Academic Council may be requested to consider the desirability of having separate courses of study for women as alternative to the present courses and to formulate proposals for giving effect to this policy if it commended itself to the Academic Council. The Academic Council accepted the principle underlying the resolution and requested the Syndicate to formulate the necessary proposals to give effect to this policy. The Syndicate thereupon appointed a committee for the purpose.

(b) The Academic Council adopted resolutions urging that schemes for compulsory physical training and regular medical inspection of all students be introduced in all affiliated colleges. The Senate accepted the resolutions and requested the Syndicate to take necessary action thereon.

(iii) The name of the U.L.C.M. College, Guntūr, was changed to the Āndhra Christian College, Guntūr, and this change has been accepted by the Syndicate.

Further affiliation has been granted (1) to the Āndhra Christian College, Guntūr, in Group (vi) (History and Economics) of the B.A. Degree Courses, (2) to the P.R. College, Cocanada, in Group (iii) (Natural Sciences of the B.A.

Degree Courses, and (3) to the Ceded Districts College, Anantapur, in (Group v-B now) Group (vi)—History and Economics of the B.A. Degree Courses.

Affiliation was also granted to the Government Training College, Rajahmundry, for one year under certain conditions.

(C) *Statistics.*—The number of first-grade colleges for men continued to be the same, viz., 24, but the strength in them rose from 10,108 to 10,656. Out of the total, 598 students were undergoing Honours courses—226 in the Presidency College, Madras, 86 in the Madras Christian College, 30 in the Loyola College, Madras, 133 in St. Joseph's College, Trichinopoly, 21 in Bishop Heber College, Trichinopoly, 61 in Pachaiyappa's College, Madras, and 41 in Sri Minakshi College, Chidambaram. Besides these, 102 students were undergoing post-graduate courses—22 in the Presidency College, Madras, 43 in the Madras Christian College, Madras, 32 in St. Joseph's College, Trichinopoly, and 5 in Sri Minakshi College, Chidambaram.

There was no increase in the number of second-grade colleges for men. Their strength, however, slightly increased from 1,734 to 1,771.

There were in arts colleges for men both first and second-grade, 12,427 students against 11,842 in the previous year.

There was a decrease of one in the number of Oriental colleges, due to the closure of the Harihara Sanskrit College, Puthukode, but the strength in these institutions showed an increase from 358 to 421.

The number of professional colleges for men remained the same. Their strength increased from 2,177 to 2,260. The strength in the five professional colleges not under departmental control rose from 803 to 899.

The L.T. class attached to St. Joseph's College, Trichinopoly, continued to work during the year, the number of students trained during the year being 49. It has subsequently been closed.

7. *Secondary education.*—The number of public secondary schools for Indian boys fell from 528 to 526. Two new secondary schools were opened, two schools were closed and two others were reduced to the primary grade. The Government Schools at Bhadrāchalam and Linepada were handed over to the Agency District Board. Twenty-three schools opened forms above the third—Government 2, Local

Board 12, Municipal Board 2, and Aided 7. Forms V and IV in the Payyan Secondary School, Cannanore, were closed. Though the schools decreased by two, the number of pupils in them rose from 162,955 to 165,493, an increase of 1.6 per cent. The number of girls reading in them was 2,891.

As against 349 in the previous year, 365 institutions presented pupils for the S.S.L.C. public examination. The number of candidates who sat for the examination rose from 15,587 to 17,171. Of these, 10,910 were first-year students and 6,261 supplementary candidates, 1,799 were private candidates and 400 were girls.

Pupils to the number of 125 belonging to the depressed classes and 8 who were dependants or children of Indian soldiers were admitted to the examination without payment of fees and of these 62 and 4, respectively, were declared eligible for entering upon a University course of studies. As in previous years, there was an increase in the number of candidates taking Algebra and Geometry, Physics and Chemistry, Book-keeping and Commercial Arithmetic and Shorthand and Typewriting. There were 53 candidates for Agriculture from six schools against 42 from five schools in 1927.

Mention may be made of the following points in connexion with the S.S.L.C. Scheme:—

(i) increase in the strength of the Board from 10 to 13 sanctioned with a view to giving representation on the Board to the Andhra University;

(ii) the inclusion of Hindi and Indian Music as subjects in Group C of the scheme; and

(iii) permission granted to candidates who had appeared once for the public examination to appear for subsequent examinations as private candidates.

It may also be stated that Government approved generally of the modifications proposed by the Director of Public Instruction in the constitution, powers and functions of the Board. As a result of the reconstitution, the number of officials and non-officials on the Board, inclusive of the Director of Public Instruction, was fixed at six and eight, respectively, as against seven officials and seven non-officials previously. Nineteen schools against 9 in the previous year used the vernacular as the medium of instruction and examination in non-language subjects in the higher forms and presented pupils for the public examination.

The report of the committee on the re-organization of Secondary education in the Presidency is still under the consideration of Government. The revision of the Grant-in-Aid Code is also still under consideration, and there is evidence to show that the course which revision is to take is being eagerly discussed by all who are in any way concerned in its effects.

While many schools are still inadequately accommodated it may safely be said that the general level of accommodation is being improved, though it is regrettable that some District Boards still show a tendency to open more schools in unsatisfactory buildings instead of accommodating properly those which they have already started. There is still serious overcrowding in the schools of Madras City, but definite steps are now being taken by the managements of some of the schools most affected either to build or to acquire extensions to their present buildings. The type-design for a two-storied high school building was issued by Government during the year under review and copies of this, as well as the design for a single-storied building, have been supplied to District Educational Officers for loan to local bodies or others who propose putting up new buildings.

Physical education has been receiving greater attention, and Government accepted a resolution put forward in the Legislative Council asking for the appointment of a special committee to go into the whole question. The lack of adequate playground space is a serious handicap to the development of this important side of the work of many schools. The need for properly qualified Physical Training Instructors is being more and more fully realized, and there is less tendency to appoint a "combined Drill and Drawing Master"—an unsatisfactory effort at economy which has been aptly described as "a quaint combination of paint and perspiration."

The management of municipal schools calls for some comment. There are very few municipalities which run more than one secondary school, and consequently a teacher in such a school has little hope of promotion except in the same school. Moreover it is almost inevitable that he should be caught in the net of municipal party politics, with consequent detriment to the work and discipline of the school. It is unfortunate, too, that in a number of cases there has been unwarrantable interference by the management in the internal affairs of the school. These considerations have led

to the suggestion that some municipal secondary schools at least should be handed over to the management of the District Boards.

The total expenditure on secondary schools rose from Rs. 71·38 lakhs to Rs. 74·36 lakhs. To the total expenditure, public funds contributed 32 per cent, fees 54 per cent and other sources 14 per cent, the corresponding percentages in the previous year being 30, 55 and 15. The average cost of educating a pupil was Rs. 44-5-0 against Rs. 43-11-0 in 1926-27 and each pupil paid an average fee of Rs. 25-3-0. Fees met 47 per cent of the total cost in municipal and board schools and 60 per cent in aided schools, the corresponding percentages for the previous year being 47 and 61.

8. *Elementary education.*—There was an increase in the number of public elementary schools for boys from 46,378 to 48,407, i.e., by 4·4 per cent, while their strength rose from 1,985,617 to 2,094,138, or by 5·5 per cent. The increase was shared by all the agencies except those classified as “unaided.” The number of part-time and night schools also increased by 183 to 5,787. The percentage of male pupils to the total male population for the Presidency was 8·7 against 8·2 in the previous year, the percentages varying from 13·2 in Malabar to 5·3 in Salem and 2·3 in the Vizagapatam Agency.

The total number of teachers employed in public schools rose from 83,280 to 87,978, or by 5·6 per cent, while the number of trained men among them increased from 39,913 to 43,002, or by 7·8 per cent. There were in all, 18,617 schools managed by teacher-managers containing 6,834 trained teachers as against 18,005 schools with 6,236 trained teachers in 1926-27.

The number of school buildings constructed during the year for accommodating elementary schools was 844, of which 242 were for schools under public management.

Expansion.—In pursuance of the policy formulated by Government for providing all school-less centres with a population of 500 and above, with an elementary school, sanction was accorded during the year for the opening of 409 board elementary schools for boys, involving an annual recurring expenditure of Rs. 1,17,372. Funds were also placed at the disposal of District Educational Councils for according supplemental admission to aid to 145 new aided elementary schools for boys to be opened in school-less centres. As experience showed that the opening of a large

number of single-teacher schools alone is not effective towards the expansion of elementary schools, the question of the employment of additional teachers in single-teacher schools opened with the aid of Provincial Funds sanctioned since 1924-25 was considered and local bodies were subsidized towards the employment of 625 additional teachers in such schools involving an annual recurring expenditure of Rs. 1,34,964.

Revision of teaching grants.—The problem of securing adequate pay to teachers in aided elementary schools again engaged attention during the year and Government further revised the rates of teaching grants except in the case of lower elementary grade untrained teachers. The rates were raised as follows :—

	Old rate.	Revised rate.
	RS.	RS.
Secondary trained	180	200
Do. untrained	120	144
Higher elementary trained	120	144
Do. untrained	84	108
Lower elementary trained	84	108

A sum of Rs. 5.99 lakhs was placed at the disposal of the District Educational Councils to meet the extra cost on account of this revision.

Compulsion.—Three more municipalities, viz., Virudunagar, Ellore, and Rajahmundry, proposed the introduction of compulsion for all boys of school-age and their proposals were accepted by Government. The total number of municipalities that have introduced compulsion was only 22. The Municipal Council, Tanjore, whose proposal was approved by Government, has not given effect to the scheme. During the year, the introduction of compulsion in rural areas was also accepted by Government and sanction was accorded to introduce compulsion in two panchayat areas in Tiruppattūr Taluk, North Arcot District, and two village panchayat areas in Sivakāsi Taluk, Rāmnād District. The extension of the scheme of compulsion to three more amsoms under the Taluk Board, Ernād, mainly inhabited by Mappillas was also sanctioned. An important step, in respect of compulsion, was taken by the Madras Corporation by the extension of compulsion to all divisions in the City. Twenty-nine municipalities including the Madras Corporation and 107 Taluk Boards were levying education-cess (vide Appendix).

Agency tracts.—Sanction was accorded for the opening of 29 new board elementary schools and for the entertainment of six additional teachers in the existing elementary schools, involving an annual recurring expenditure of Rs. 6,888 and Rs. 1,296, respectively.

Subsidies.—The system of subsidizing local bodies towards the payment of the allowance of Rs. 4 to teachers employed in elementary schools under their management continued, and a sum of Rs. 4,92,187 was distributed among local bodies. Subsidies to the extent of Rs. 1,80,421, being one-half of the amount required for construction of elementary school buildings, were also promised for payment on the post-payment system.

Panchayat schools.—The experiment of opening panchayat-managed schools in school-less centres with a population of 500 and over was continued during the year. Five hundred such schools were sanctioned in the course of the year, which brought the total to 800 on 31st March 1928. Most of the schools sanctioned in the year commenced work about the middle of the year. Only four of them failed to function and they had therefore to be abolished and the provision transferred to other needy centres.

The conditions under which panchayat schools are sanctioned require that the panchayat should provide the accommodation necessary for the school and meet from its own funds all other expenditure on the institution over and above the Government grant. A number of panchayats have shown commendable public spirit in providing quite good new buildings for the schools. Certain panchayats have also been paying extra remuneration to teachers and added to the equipments from their own resources over and above the Government grants received by them.

The main difficulty in some districts in the running of the schools was the dearth of trained teachers, which was apparently due to shortage of supply.

9. *Special education*—(a) *Training schools.*—The total number of Government Training Schools for masters, inclusive of the sessional schools in the Agency tracts, was 60 as in the previous year. Increased facilities were, however, provided by the opening of additional training classes in the existing training schools at Vizagapatam, Tanjore, Mangalore, Badagara, Calicut, Ellore and Guntūr (Muhammadan). There was an increase in the number of students undergoing training from 6,467 to 7,290. Of these

1,029 were for the Secondary grade and 6,261 for the Elementary grade.

As in the case of Government institutions, there was no increase in the number of aided Training Schools, but the number who underwent training increased slightly from 1,972 to 2,067.

During the year under review, there were 9 sessional schools (exclusive of three Government sessional schools in the Agency tracts) with 203 pupils, against 10 schools with 258 pupils in the previous year.

(b) *Commercial schools.*—There was a decrease in the number of scholars reading in the Government Schools of Commerce at Calicut and Vizagapatam, and the Government Institute of Commerce, Madras, from 385 to 362. The three commercial schools recognized by the Department, viz., the Kanara School of Commerce, Mangalore, the Kalyanam Institute of Commerce, Madura, and the Pudupet Convent School of Commerce, Madras, continued to work during the year and the strength in them was 399 against 403 in the previous year.

(c) *Agricultural schools.*—The following is an extract taken from a report kindly furnished by the Director of Agriculture :—

The school at Taliparamba started with forty-nine students, thirty-eight in the new class and eleven in the second year class : 8 of the new students withdrew and the year closed with a total of 41. Sixty boys have now passed through this school and it appears to be slowly growing in popularity. Of the old boys, twenty-one are engaged in farming, two are on plantations and nine are employed as teachers, so that some small success may be claimed for the school.

The school at Anakapalle had to be closed in December 1927, as students could not be found to join it.

A school is being built at Kalahasti largely owing to the generosity of the Raja of Panagal who has presented land and some of the buildings, while money has been granted for a school at Usilampatti in connexion with the Kallar Reclamation scheme. The possibility of opening a school in the Tanjore District is also under consideration.

The classes for juvenile and adult labourers at the Central Farm, Coimbatore, and the Agricultural Stations at Pālūr and Anakapalle continued to work during the year. The cost of these schools is no doubt on the high side, since the attendance is small, but they have a value of their own, because the boys catered for would probably receive

no education at all did they not come to these schools. Here they learn familiarity with improved methods of agriculture which they see going on at the experimental stations, the use of improved implements, and a certain amount of discipline, and they are capable, by the time they leave, of reading departmental publications in the vernacular. These schools do not aim high but they play a useful, if modest, part in the difficult problem of agricultural education in the country.

(d) *Engineering schools.*—The schools of Engineering, Trichinopoly and Vizagapatam, were continued during the year. The strength of these two Engineering schools increased from 66 to 86 and 96 to 113, respectively.

(e) The number of candidates examined for the Training School-leaving Certificate Examination was 8,247, of whom 6,808 were men and 1,439 were women. Of these 8,247, 1,075 were for the Secondary Grade, 3,666 for the Higher Elementary Grade and 3,506 for the Lower Elementary Grade and the number that passed the examination in these three grades was 792, 2,328 and 1,636, respectively.

There were on 31st March 1928, 37,625 students receiving instruction of a technical character, as compared with 29,084 in the previous year. Of the former, 1,082 were pursuing art education, 1,220 technical education in Engineering subjects and telegraphy, 32,907 industrial education including agriculture and 2,482 commercial education.

The total number of candidates registered for the two (Higher and Lower) grades of technical examinations was 9,103, of whom 1,944 were for the Higher and 7,159 for the Lower. The number of successful candidates was 3,358. Seventy of the candidates for the Higher and 301 of those for the Lower grade were women, of whom 45 and 175, respectively, were successful. Four Diplomas and 98 Group Certificates were issued during the year.

(f) The number of Sanskrit Colleges decreased by one, from 18 to 17, owing to the closure of the Harihara Sanskrit College, Puthukode, though the number of students reading in them increased from 284 to 350. There was a decrease in the number of Sanskrit schools also (Advanced and Elementary) from 152 to 148, with a corresponding decrease in their strength from 6,045 to 5,936.

Ayurveda and Jyothisha were included as subjects in the scheme regulating the Public Examination at the end of the Advanced course of studies in Sanskrit schools. Of the 222

candidates who were examined, 29 candidates were declared eligible for admission to the University course of study for the Siromani title, 5 for the Vidwan course and 74 for either course.

(g) In the Industrial schools under the control of the Director of Industries there were under instruction 5,096 students against 4,849 in the previous year.

(h) *Manual training and practical instruction.*—During the year under report special classes for practical instruction in such subjects as spinning, weaving, carpentry, tape-making and carpet and mat-weaving, rattan and metal work, engraving and agriculture were sanctioned in 23 institutions.

There were in all, 220 special classes distributed in 163 institutions. Approximately, 8,100 students under training and 17,267 pupils of secondary and elementary schools received instruction, ranging generally from two to five periods per week.

Ten secondary-grade teachers were trained during the year as manual training instructors in the Teachers' College, Saidapet, and eleven drawing masters underwent training in Arts and Crafts.

Bulletins Nos. 11 and 12 of the Teachers' College, Saidapet, relating to Drawing in Indian schools and Manual Training in wood work and Mechanical Drawing have been revised and the revised editions are in print.

10. *Women's education*—(a) *General statistics.*—The number of girls' schools solely intended for Indian girls rose from 3,567 to 4,273 and their strength from 246,864 to 280,200. During the year under review, there were 585,339 girls attending all grades of institutions against 534,640 on the 31st March 1927.

(b) *Collegiate.*—Though the number of Arts Colleges for women remained the same, the strength in them increased from 416 to 421. The number of women students reading in Arts Colleges for men also increased from 72 to 84.

The number of women reading in the Medical Colleges rose from 55 to 62.

(c) *Secondary education.*—There was no increase in the number of secondary schools for girls and only a small increase in the number of pupils reading in them. There were on the 31st March 1928, 39 high schools and 25 middle schools and the total strength of these schools was 13,431. Exclusive of boys reading in girls' schools and inclusive of

2,891 girls in boys' schools, 16,018 girls were receiving secondary education against 15,601 in 1926-27.

(d) *Elementary education*.—The number of elementary schools for girls rose from 3,388 to 4,044 and their strength from 228,348 to 260,390. The number of schools closed during the year was 164 and the number opened 820. The number of girls reading in boys' schools increased from 282,317 to 302,080.

With a view to improving the condition of girls' education an investigation was made into the number of school-less centres with a population of 2,000 and above having no girls' schools; Government accepted the policy of providing these centres with schools; and as a first instalment sanctioned the opening of 500 new elementary schools involving an annual recurring expenditure of Rs. 1,74,288.

The number of teachers employed in elementary schools increased from 9,622 to 10,626, of whom 7,852 were trained, the number of pupils per trained teacher was 33 against 32, in the previous year. Thirty-five new buildings were constructed during the year for the accommodation of elementary schools, out of which 6 were for schools under public management.

(e) *Special education*.—The number of Government Training schools for women rose from 16 to 20, owing to the opening of four Government schools at Hospet, Vellore, Râmnâd and Erode.

A new training school was also opened at Madura under Municipal management. Owing to the opening of the London Mission Training school, Hasthampatti, in the Salem district, the number of aided schools increased from 19 to 20. Thus the total number of training schools for women under the various managements rose from 35 to 41 and the number under training also rose from 1,827 to 1,973. Of these, 314 were for the Secondary grade and 1,659 for the Elementary grade.

Eleven candidates appeared for the examination for Teachers' Certificates in Physical Training for women in March 1928 and four of them were successful.

(f) *Medical inspection*.—Government in January 1928 approved the extension of the scheme of medical inspection, as an optional measure, to Secondary schools for girls with effect from 1st April 1928. Medical inspection of girls reading in Secondary schools for boys is also for the present optional.

(g) *Expenditure.*—The total direct expenditure on Arts Colleges for women was Rs. 1,83,502 and the average cost per student was Rs. 440.

The expenditure on Secondary and Elementary schools for Indian girls rose from Rs. 35.18 lakhs to Rs. 38.69 lakhs, towards which public funds contributed 77 per cent, fees 5 per cent and other sources 18 per cent, against 72, 6 and 22, respectively, in the previous year. The average cost of educating a pupil in a Secondary school was Rs. 59-15-0 and that in an Elementary school Rs. 12-4-0.

11. *European education.*—The number of institutions fell from 87 to 85, the decrease being due to the closure of the American Advent Mission School, Velacheri, and the Cordite Factory School, Aruvankadu. There was also a slight fall in the strength of the schools from 10,390 to 10,363. The number of students attending Arts and Professional Colleges was 116 as against 123 for the previous year and the number of teachers employed by European schools 734 as against 735. Of the teachers, 532 were trained, 64 certificated but untrained, and 138 untrained and uncertificated, the corresponding figures for the previous year being 511, 79 and 145, respectively. There were 158 candidates examined for the European High School Examination and 266 for the Middle School; and of these, 94 and 126, respectively, passed. Two students were admitted for training into the Chelmsford Training Class for Masters, Ghora Ghali. Improved staff is still an urgent need for European Schools.

An important event in the matter of concentration of European Education was the amalgamation of Bishop Corrie High School, with the Doveton Boys' High School, Vepery, and St. Mark's School, Georgetown. This is being actually carried out in the current year. Another event of interest is the proposed transfer to Madras of the Training Class attached to the Lawrence Memorial Royal Military School.

The delegation of certain powers to the Inspector of European Schools as regards the sanction of scholarships and stipends, and the award of European School-leaving Certificates resulted in further amendments and additions to the Code of Regulations for European Schools and the scheme for the award of European School-leaving Certificates, respectively. The Code for European Schools is under revision and reprint. With a view to imparting a type of general education which would better equip children

to secure suitable employment " Regulations and syllabuses for European School Examination " have been revised at the suggestion of the European School-leaving Certificate Board, and the reprint of the booklet is under progress. Medical inspection on the lines followed in Indian schools was introduced as an optional measure in European Girls' Schools.

Some important building operations were in progress during the year. Of these, special mention may be made of the construction of a new school building with up-to-date equipment for the Stane's High School, Coimbatore, at a cost of about Rs. 2·4 lakhs.

The work at the Special Subjects Training Centre, Egmore, in Domestic Science and Class Singing for Mistresses was continued during the year, and it is gratifying to be able to state that greater interest is now being evinced by the teachers of European schools in the study of Domestic Science.

The total expenditure on European Education rose from Rs. 24·27 lakhs to Rs. 24·97 lakhs, towards which public funds contributed 35 per cent, fees 26 per cent and other sources 39 per cent, the corresponding percentages for the previous year being 36, 26 and 38.

12. *Muhammadan education*—(a) *General statistics*.—The number of public institutions specially intended for Muhammadans increased from 3,265 to 3,464 and their strength from 187,463 to 202,227; but there was a decline in the number of private institutions (from 771 to 664) as also in their strength (from 33,945 to 28,299). The unsatisfactory feature underlying these figures is the large percentage of pupils reading in the lowest standards only.

(b) *Collegiate*.—There was an increase in the number of students reading in Arts Colleges from 351 to 396. Of these, 79 were reading in the Government Muhammadan College, Madras, and 15 in the Islamiah College, Vaniyambadi. The number of Muhammadan students reading in Professional Colleges rose from 73 to 78.

(c) *Secondary*.—There were 17 Secondary schools for Muhammadan boys and one for girls, with a total strength of 3,327 pupils. The total number of Muhammadan pupils in secondary schools for Indians rose from 9,938 to 10,158. The recruitment of qualified Muhammadan teachers continues to present great difficulties.

(d) *Mappilla education*.—The post of Special Assistant to the District Educational Officer, Malabar, created in G.O.

No. 462, Law (Education), dated 29th March 1926, was continued during the year. Two junior Deputy Inspectors were also appointed during the year. The total number of public elementary schools intended for Mappillas increased from 1,230 to 1,365 and their strength from 86,315 to 96,794. There was a decrease in the number of private schools and in their strength, the decrease being from 245 schools with 13,511 pupils to 175 schools with 9,662 pupils. As a result of the recommendations of the committee appointed to report on Mappilla education, compulsory elementary education has been introduced in seven amsoms of Ernad and three amsoms of Ponnani and in the Mannarghat Union. A large number of Mappilla pupils also come under the scheme of compulsion in the municipalities of Calicut, Cochin and Tellicherry. The two secondary schools at Calicut continued to exist during the year. The number of Mappillas studying in Mappilla secondary schools was 230 against 208 in 1926-27, and the number reading in Non-Muhammadan secondary schools was 736 as compared with 680 in the previous year.

(e) *Education in the Laccadives.*—There are four schools in the islands and they are reported to be fairly satisfactory though there are difficulties in securing and retaining suitable staff. As the islands were not inspected during the year under review, details are not available.

(f) *Expenditure.*—The expenditure on Muhammadan and Mappilla education rose from Rs. 19.22 lakhs to Rs. 19.94 lakhs, towards which public funds contributed 79 per cent, fees 3 per cent and other sources 18 per cent, the corresponding percentages for the previous year being 74, 3 and 23.

13. *Education of Ādi-Drāvidas, Ādi-Āndhras and other kindred classes.*—The number of public institutions chiefly intended for Ādi-Drāvidas and Ādi-Āndhras rose from 10,035 to 10,429 and their strength from 286,556 to 302,804. There was also a small increase in the number and strength of private schools for these classes, there being 453 schools with 9,954 pupils, against 435 schools with 9,056 pupils in the previous year.

The total number of Ādi-Drāvida and Ādi-Āndhra scholars in public schools rose from 228,511 (189,873 boys and 38,638 girls) to 241,682 (198,959 boys and 42,723 girls) showing an increase of 5.75 per cent over that of last year.

The number of pupils belonging to depressed classes admitted into schools under public management not specially intended for them in 1927-28, excluding the Agency,

increased by 886. In the Agency tracts, the number of pupils increased from 1,395 to 1,777. There was an appreciably large increase in the districts of Madras, North Arcot and Madura.

During the year under report, 111 schools held in *agrabarams*, *chavadies*, etc., from which the depressed class children were excluded, were removed to places accessible to them. One hundred and twenty-eight schools located in private rented buildings were also removed to suitable ones. Fifty-six schools were constructed during the year in places accessible to depressed classes. Of 16,419 schools under public management, 14,287, are accessible to the children of depressed classes, and in 6,421 the children of the depressed classes are admitted freely.

All the sixteen scholarships and sixteen fee-remissions allocated for award to *Ādi-Drāvidas*, *Ādi-Āndhras* and pupils of the aboriginal and criminal classes studying in secondary schools were awarded during the year 1927-28. The 27 scholarships sanctioned for award to pupils of the above communities in the sixth standard of Higher Elementary schools were also awarded.

In this connexion the Labour Commissioner has kindly supplied the following particulars:—

The Labour Department has, among its other activities, undertaken to provide special facilities for the spread of education among the depressed classes who are heavily handicapped in this respect.

(1) *Opening of elementary schools.*—As far as possible, steps are taken to see that existing schools under public or private management are open to the depressed classes pupils seeking admission into them. Where no schools exist or such of the schools as exist do not, in practice, admit the depressed classes, elementary schools are started by this department and maintained from the funds placed at its disposal. The number of elementary schools including night schools started by this department in the sixteen districts where the Labour staff is working was 1,178 up to the end of 1927-28.

(2) *Granting of scholarships.*—Scholarships are granted to pupils of the depressed classes studying in the general educational institutions or undergoing technical courses of study. In the year 1927-28, 610 educational scholarships, 110 industrial scholarships and 10 commercial scholarships were granted.

(3) *Opening of hostels.*—Two hostels, one in Madras City and another in Masulipatam, were maintained at the cost of Government for the benefit of boys of the depressed classes. Their strength was 55 and 50, respectively. A hostel was opened during the current year at Calicut.

(4) *Sanctioning of boarding grants.*—Boarding grants of a monthly value ranging from Rs. 3-8-0 to Rs. 15 are sanctioned to depressed class pupils and about 180 such grants have been sanctioned in 1927-28.

(5) *Granting of stipends for teachers' training.*—Forty-three stipends have been granted in the year 1927-28.

In addition to the above facilities afforded directly by the department, subsidies are granted to hostels and institutions organized and run by private philanthropic bodies. In 1927-28 grants were given to four private bodies amounting to Rs. 3,730.

14. *Education of the aboriginal, hill and criminal tribes.*—The number of elementary schools intended for aboriginal and hill tribes in the Agency tracts rose from 301 to 339 and their strength from 8,517 to 9,519. The total number of pupils belonging to the aboriginal tribes under instruction in all classes of institutions in the Presidency was 22,596 (20,798 boys and 1,798 girls) against 20,100 (18,590 boys and 1,510 girls) in the previous year. The number of pupils belonging to the criminal tribes under instruction was 15,325, as compared with 13,758 in the previous year.

The number of schools working exclusively for the benefit of the Chenchus in the Kurnool District was 18 with a strength of 426 pupils (295 boys and 131 girls). Two schools were closed during the year for want of sufficient strength. There was also a school for Sugalies with a total strength of 18 boys and 8 girls. The total number of pupils belonging to these classes in all elementary schools in the Kurnool District was 515 (383 boys and 132 girls).

Of the 74 schools intended for these tribes in the Nilgiris District, 66 were for Badagas and the remaining 8 for aboriginal tribes. The total strength in these schools, including pupils of non-aboriginal tribes reading in them, was 4,037. The number of pupils belonging to these classes in all elementary schools in the Nilgiris District was 3,964. There were also 133 pupils of the Badaga caste reading in secondary schools in this district.

I am indebted to the Commissioner of Labour, for the following details about the education of criminal tribes.

In the matter of educational facilities for the Kallar and other criminal tribes which form part of the Labour Department's work, schools providing general and industrial education for the Kallars have been opened under the supervision of the Superintendent of Kallar Reclamation, Madura, and the Deputy Superintendent, Kallar Reclamation, Tanjore. There were 348 Kallar schools with a strength of 11,634 boys and 1,966 girls, in Madura and Rāmnād districts and 117 Kallar schools with a strength of 3,700 boys and 300 girls in Tanjore District. There is a Kallar Hostel in Tanjore District, with a strength of 80. Regarding the other criminal tribes, schools are at present in existence in each of the several criminal settlements, viz., Aziznagar, Pallavaram, Perambur, Sitanagaram, Stuartpuram, Kavali and Siddhapuram. There are two industrial schools maintained by the Labour Department, one at Perambur for boys and the other at Nellore for girls, under the management of the Salvation Army.

All the twenty-five scholarships instituted in elementary schools for the benefit of pupils belonging to Valayar and Koravar criminal tribes in the Coimbatore District were awarded.

Eight hundred and seventy-four scholarships were awarded to pupils belonging to hill tribes in the Agency tracts during the year under review.

15. *Education of the blind, of deaf mutes, and of other defectives.*—The Tinnevely Diocesan Trust Association School for blind boys, Palamcottah, had a strength of 49, while the school for blind girls under the same management had 29 girls on its rolls on 31st March 1928. The figures for the A.E.L.M. School, Rentachintla, were 11 boys and 11 girls.

The Deaf and Dumb Schools at Mylapore and Graemes Road, Madras, showed an increase in the number of pupils reading in them, the figures being 61 and 25, respectively, as against 56 and 15, in the previous year. The number on rolls in the Deaf and Dumb School at Palamcottah, remained the same, viz., 78.

The Leper School at Bāpatla, was attended by only 5 pupils against 11 in the previous year.

Two scholarships of Rs. 15 each per mensem granted to two pupils from Dharmavaram Taluk, Anantapur District, reading in the Central Institute for Defectives, Mysore, were continued during 1927-28.

16. *Private institutions.*—The total number of private institutions, recognized and unrecognized, decreased from 3,049 to 2,791, and their strength from 88,359 to 80,064. The decrease was marked in the case of unrecognized private schools (from 2,897 to 2,643) though there was a slight fall in the number of schools recognized and aided by the Department (from 152 to 148). As in previous years, Malabar had the largest number of private schools in the Presidency.

17. *Books*—(a) *Government Oriental Manuscripts Library.*—There were 4,133 visitors consulting 7,001 manuscripts and books during the year 1927-28 as against 3,637 visitors who consulted 4,182 manuscripts and books during the previous year. Among the manuscripts and books consulted, those relating to prose and poetry, medicine and philosophy were the largest in number. The works thus consulted were mostly Sanskrit, Tamil and Telugu works. Different sections of the recently organized Oriental Research Institute of the Madras University were frequently utilizing manuscripts and books required in connexion with their work. Certain select and rare manuscripts and records were exhibited in the Library Exhibition held in December 1927 in the Connemara Public Library Hall in connexion with the session of the "All-India Libraries' Conference."

The number of manuscripts acquired during the year was 493, as against 202 of the previous year. The Maharaja of Pithapuram presented the library with a large collection of 288 Telugu manuscripts. The publication of Triennial and Descriptive Catalogues of Sanskrit, Tamil and Telugu manuscripts went on as usual, and the press copy of the catalogue of Persian, Arabic and Hindustani manuscripts was under preparation. Volume I of the *Brahmasiddhi* of Mandanamisra has been completely printed.

(b) *Registration of books.*—The total number of publications registered during the year under review was 5,033, as against 4,477 of the previous year. Nearly 38 per cent of the total number were on religion and philosophy and 26 per cent of the books were intended for educational purposes. The style and character of the publications continued to progress on healthy lines and their tone was generally good.

(c) *Text-book Committee.*—(i) The term of office of the members of the Committee was, in G.O. Mis. No. 876, Education, dated the 9th May 1927, extended up to 1st April 1928.

(ii) Two meetings of the Committee, one in October and the other in March were held; 1,058 books were considered, of which 969 were approved—731 for school use, 163 for libraries, 17 for teachers, 20 for school use and libraries, 1 for school use and teachers, 1 for school use, teachers and libraries and 36 for teachers and libraries. A consolidated list of books approved for school use up to 1st January 1927 was published in the *Fort St. George Gazette*.

18. *Miscellaneous*—(a) *Boy scouts*.—The Provincial Secretary of the Boy Scouts' Association reports: "the Scout movement has taken a distinct step forward, thanks to the help rendered by the large number of honorary workers in the Province and to the encouragement and co-operation extended to us by the public and the Education Department. We have gone up by another two thousand which goes to prove that boys are keen everywhere. Scouting has spread to every corner of the Province and there is enthusiasm throughout the Presidency and everyone is keen on seeing the movement placed on a firm footing. Scouting is slowly spreading in villages and many of the troops and packs in Tinnevely, Madura and South Arcot are located in rural centres. The increase in Vernacular Literature is bound to have a great effect on the movement. The Kallar troops in Madura and Tanjore and the Ādi-Drāvida troops in South Arcot are proofs of the effect of scouting in spreading the ideas of brotherhood among all classes and creeds. The troops at the Blind school, Deaf and Dumb school, Palamcottah and the Leper Settlement at Chingleput have brought joy to the minds of these unfortunate youngsters. The troop and pack at the Certified schools at Chingleput, Ranipet and Rajahmundry and the one at the Borstal School, Tanjore, and the jail at Palamcottah, have shown how adaptable scout training is for boys of all sorts and conditions."

(b) *Girl guides*.—During the year under report, the number of girl guides rose from 2,371 to 2,577 and a further considerable increase is expected during the coming year. Guides' training courses were held in Ootacamund from April to June, and training camps and guides' classes were also held in Madras. The lady who worked as trainer for the last two or three years has now left India, and arrangements are being made to engage another, in conjunction with the Girl Guide Associations of Bangalore and Hyderabad.

The Organizers are making strenuous efforts to increase the funds of the Association so that it may become self-supporting as soon as possible. During the year a sum of Rs. 9,400 was collected and invested as capital and it is hoped that further additions will be made each year until the capital amounts at least to one lakh.

The Association continues to do excellent work in developing good citizenship among girls, and in addition to its ordinary activities, is making a special point of encouraging girl guides to take up nursing.

The question of applying to Government for registration of the Association under Act XXI of 1860, is now under consideration and it is hoped that registration will be effected before the close of the current year.

(c) *Physical education.*—Some progress has been made in respect of Physical Education during the year. Public opinion is more alive to the real need for Physical and Health education and it is realized that the problems involved require intelligent investigation and above all intelligent leadership in the form of qualified Physical Directors who can promote rational physical activities. One proof of progress is found in the fact that in the Legislative Council resolutions are brought up and passed for the purpose of improving methods of physical education. Again, better educated men are coming forward to be trained for the profession of physical education.

The Assistant Physical Director visited more than 110 schools in the Presidency in addition to his work in Madras City in connexion with the Physical Education Conference and the Demonstrations of Physical Training activities by Madras schools.

A Physical Education Conference was held in October 1927 presided over by the Minister for Education and it was attended by Managers and Headmasters of schools. Arising out of the deliberations of the Conference, a resolution was brought up in the Legislative Council for the appointment of a committee to study conditions and suggest ways and means of improving Physical Education in the Presidency. Demonstrations of Physical Training programmes were also conducted as part of the Conference. The Committee appointed by Government to deal with Secondary school Physical education has since commenced its work.

The Adviser made a survey of all colleges in the Madras University area and submitted to the University a scheme of

Compulsory Physical Education based upon existing conditions and facilities. The Adviser's recommendations were accepted and a number of graduates are being trained to serve as Physical Directors in Colleges.

(d) *Teachers as postmasters.*—The system of utilizing the services of Government and Board School masters as branch postmasters continued. There were at the close of the year 824 teachers so employed. The percentage of branch offices in charge of school masters to the total number of extra departmental branch offices was 28·7.

(e) *General.*—Service registers and certified copies of them and the inventories of valuable stock are reported to have been maintained.

I have the honour to be,

Sir,

Your most obedient servant,

R. G. GRIEVE,

Acting Director of Public Instruction.

APPENDIX.

(a) *Names of local authorities that have introduced compulsion.*

MUNICIPALITIES.

1. Vellore.	9. Erode.	17. Calicut.
2. Kumbakōnam.	10. Masulipatam.	18. Parlakimedi.
3. Negapatam.	11. Cochin	19. Hospet.
4. Conjeeveram.	12. Mayavaram.	20. Virudunagar.
5. Tellicherry.	13. Madura.	21. Ellore.
6. Tiruppur.	14. Hindupur.	22. Rajahmundry.
7. Tinnevelly.	15. Proddatur.	23. Madras Corpora- tion.
8. Chingleput.	16. Dindigul.	

TALUK BOARDS.

1. Taluk Board, Walluvanad— Mannarghat Village Pancha- yat.	4. Tiruppattus—Natrampalli and Agraharam Pancha- yats.
2. Ponnani—Three select am- soms.	5. Sivakasi—Vadamalaipuram and Sengamalanachiyar- puram.
3. Ernad—select amsoms in East and West Ernad.	

(b) *Names of local bodies levying education-cess.*

MUNICIPALITIES.

1. Chingleput.	11. Tinnevelly.	21. Dindigul.
2. Chittoor.	12. Tiruppur.	22. Calicut.
3. Saidapet.	13. Madura.	23. Tenali.
4. Vellore.	14. Tanjore.	24. Tadpatri.
5. Kumbakōnam.	15. Rajahmundry.	25. Hospet.
6. Negapatam.	16. Cochin.	26. Anantapur.
7. Conjeeveram.	17. Masulipatam.	27. Virudunagar.
8. Hindupur.	18. Proddatur.	28. Ellore.
9. Erode.	19. Kodaikanal.	29. Madras Corpora- tion.
10. Tellicherry.	20. Peddapuram.	

DISTRICT AND TALUK BOARDS.

1. Anantapur.	Anantapur.	11. Arcot, South.	Chidambaram.
2. Do.	Dharmavaram.	12. Do.	Vriddhachalam
3. Do.	Penukonda.	13. Do.	Cuddalore.
4. Do.	Gooty.	14. Bellary.	Adoni.
5. Arcot, North.	Polur.	15. Chingleput.	Chingleput.
6. Do.	Vellore.	16. Do.	Saidapet.
7. Do.	Tiruvanna- malai.	17. Do.	Tiruvallur.
8. Do.	Tiruppattur.	18. Chittoor.	Chittoor.
9. Arcot, South.	Tindivanam.	19. Do.	Madanapalle.
10. Do.	Tirukkoyilur.	20. Do.	Chandragiri.
		21. Do.	Karvetnagar.

(b) Names of local bodies levying education-cess—cont.

DISTRICT AND TALUK BOARDS—cont.

22.	Coimbatore.	Coimbatore.	65.	Kistna.	Bezwada.
23.	Do.	Pollachi.	66.	Do.	Nandikotkur.
24.	Do.	Palladam.	67.	Do.	Nuzvid.
25.	Do.	Erode.	68.	Kurnool.	Dhoue.
26.	Do.	Gobichetti- palayam.	69.	Do.	Koilkuntla.
27.	Do.	Kollegal.	70.	Do.	Kurnool.
28.	Cuddapah.	Rayachoti.	71.	Do.	Markapur.
29.	Do.	Rajampet.	72.	Do.	Nandyal.
30.	Do.	Badvel.	73.	Madura.	Dindigul.
31.	Do.	Proddatur.	74.	Do.	Palni.
32.	Do.	Cuddapah.	75.	Do.	Nilakkottai.
33.	Do.	Jammala- maduga.	76.	Do.	Madura.
34.	Ganjām.	Berhampur.	77.	Do.	Melur.
35.	Do.	Chatrapur.	78.	Do.	Usilampatti.
36.	Do.	Chicacole.	79.	Malabar.	Chirakkal.
37.	Do.	Ghumsur.	80.	Do.	Ernad.
38.	Gōdāvari, East.	Peddapuram.	81.	Do.	Calicut.
39.	Do.	Pithapuram.	82.	Do.	Palghat.
40.	Do.	Rajahmundry.	83.	Do.	Ponnani.
41.	Do.	Cocanada.	84.	Do.	Walluvanad.
42.	Do.	Ramachandra- puram.	85.	Do.	Malabar Dis- trict Board (Wynad).
43.	Gōdāvari, West.	Narasapur.	86.	The Nilgiris.	The Nilgiris (District Board).
44.	Do.	Tanuku.	87.	Rāmnād.	Rāmnād.
45.	Do.	Bhimavaram.	88.	Do.	Sivaganga.
46.	Do.	Ellore.	89.	Do.	Devakottai.
47.	Do.	Yernagudem.	90.	Do.	Sivakasi.
48.	Guntūr.	Ongole.	91.	Salem.	Salem.
49.	Do.	Tenali.	92.	Do.	Sankari.
50.	Do.	Guntūr.	93.	Do.	Dharmapuri.
51.	Do.	Sattenapalle.	94.	Tanjore.	Tanjore.
52.	Do.	Bapatla.	95.	Do.	Pattukkottai.
53.	Do.	Narasaraopet.	96.	Do.	Mannargudi.
54.	Do.	Repalli.	97.	Do.	Negapatam.
55.	Do.	Gurzala.	98.	Tinnevelly.	Tuticorin.
56.	Kanara, South.	Coondapur.	99.	Trichinopoly.	Udayarpalai- yam.
57.	Do.	Karkal.	100.	Do.	Lalgudi.
58.	Do.	Kasaragod.	101.	Do.	Perambalur.
59.	Do.	Mangalore.	102.	Do.	Karur.
60.	Do.	Udipi.	103.	Do.	Trichinopoly.
61.	Do.	Uppinangadi.	104.	Do.	Kulittalai.
62.	Kistna.	Gudivada.	105.	Vizagapatam.	Vizagapatam.
63.	Do.	Bandar.	106.	Do.	Narasapatam.
64.	Do.	Kaikalur.	107.	Do.	Parvatipur.

GENERAL EDUCATIONAL TABLES
FOR 1927-28

General Summary of Educational Institutions and Scholars.

Area in square miles.	142,230	Percentage of scholars to total population.				
		Recognized institutions.		All institutions.		
		1928.	1927.	1928.	1927.	
Population—						
Males	20,870,749					
Females	21,448,236	Males	9.8	9.2	9.9	9.5
Total	42,318,985	Females	2.7	2.5	2.8	2.5
		Total	6.1	5.8	6.2	6.0

—	Institutions.			Scholars.			Stages of instruction of scholars entered in column (4).
	1928.	1927.	Increase or decrease.	1928.	1927.	Increase or decrease.	
	(1)	(2)	(3)	(4)	(5)	(6)	
RECOGNIZED INSTITUTIONS.							
Universities	2	2
<i>For Males.</i>							
Arts Colleges	59	60	- 1	12,848	12,200	+ 648	{ (a) 4,729 (b) 8,119
Professional Colleges	10	10	..	2,260	2,177	+ 83	(a) 2,260
High Schools	351	342	+ 9	142,697	139,477	+ 3,220	{ (c) 104,060 (d) 38,637
Middle Schools	199	212	- 13	26,779	27,583	- 804	{ (c) 18,584 (d) 18,195
Primary Schools	48,422	46,389	+ 2,033	2,095,329	1,986,645	+ 108,684	(d) 2,095,329*
Special Schools	341	849	- 8	23,080	21,797	+ 1,283	
Totals	49,382	47,362	+ 2,020	2,302,943	2,189,879	+ 113,064	...
<i>For Females.</i>							
Arts Colleges	5	5	...	421	416	+ 5	{ (a) 113 (b) 268
Professional Colleges	2	2	...	49	41	+ 8	(a) 49
High Schools	58	56	+ 2	12,770	11,957	+ 813	{ (c) 4,990 (d) 7,780
Middle Schools	42	48	- 1	5,319	5,655	- 336	{ (c) 1,156 (d) 4,163
Primary Schools	4,050	3,399	+ 651	260,779	229,062	+ 31,717	(d) 260,779*
Special Schools	86	74	+ 12	4,253	3,864	+ 389	...
Totals	4,243	3,579	+ 664	283,601	250,995	+ 32,606	...
UNRECOGNIZED INSTITUTIONS.							
For Males	2,567	2,856	- 289	72,340	81,188	- 8,848	...
For Females	76	41	+ 35	1,788	1,126	+ 662	...
Totals	2,643	2,897	- 254	74,128	82,314	- 8,186	...
Grand totals	56,268	53,838	+ 2,430	2,660,672	2,523,188	+ 137,484	...

(a) In Graduate and Post-graduate classes.

(c) In Secondary stage.

(b) In Intermediate classes.

(d) In Primary stage.

* Includes scholars reading in standards VI to VIII in elementary schools.

General Summary of Expenditure on Education.

	Total expenditure.		Percentage of expenditure from					Cost per scholar to				Total cost per scholar.
	1927.	1928.	Increase or Decrease.	Govern- ment funds.	Local funds.	Fees.	Other sources.	Govern- ment funds.	Local funds.	Fees.	Other sources.	
	RS.	RS.	RS.					RS.	RS.	RS.	RS.	RS.
Direction and Inspection	16,75,962	17,61,814	+ 75,852	100.00	...	45.70	15.48	0.68	...	26.67	...	0.68
Universities	8,52,967	8,99,041	+ 46,074	38.73	10.90	19.37	21.45	22.57	58.26
Miscellaneous	87,36,988	89,54,947	+ 17,959	48.28
Totals	1,12,65,917	1,16,05,802	+ 3,39,886	55.35	8.41	18.49	17.75	2.49	0.33	0.83	0.80	4.50
<i>Institutions for Males.</i>												
Arts Colleges	22,46,757	22,97,280	+ 48,523	27.14	0.22	52.81	19.83	48.93	0.40	95.16	35.67	180.18
Professional Colleges	10,49,531	11,37,216	+ 87,684	80.46	0.18	18.30	1.06	414.01	0.93	94.19	6.44	514.67
High Schools	65,11,380	68,55,579	+ 3,44,249	21.71	8.64	54.74	14.81	10.32	4.08	26.02	7.10	47.52
Middle Schools	11,96,456	11,14,384	- 83,822	34.33	10.86	34.17	20.64	14.43	4.56	14.36	8.68	42.03
Primary Schools	1,42,83,224	1,58,11,105	+ 15,27,881	56.36	24.17	4.73	14.75	4.25	1.82	0.36	1.11	7.64
Special Schools	37,30,627	36,39,138	- 91,489	67.23	2.04	4.25	26.42	108.95	3.30	6.88	42.78	161.91
Totals	2,90,31,925	3,06,54,961	+ 16,33,036	47.87	14.96	20.93	16.24	6.41	2.00	2.80	2.17	13.38
<i>Institutions for Females.</i>												
Arts Colleges	1,96,316	1,83,502	- 15,814	58.96	...	15.75	27.29	247.70	...	68.47	118.66	434.88
Professional Colleges	33,192	53,186	+ 19,944	68.34	...	1.38	30.28	741.00	...	16.09	328.00	1,084.00
High Schools	9,56,263	10,22,581	+ 64,263	45.99	- 0.21	23.18	31.09	36.90	- 0.16	18.55	24.94	80.23
Middle Schools	3,09,612	3,09,943	+ 330	36.90	3.02	17.61	42.47	22.03	1.80	10.51	26.35	59.69
Primary Schools	27,67,841	30,88,820	+ 3,20,979	53.97	28.79	1.75	15.43	6.60	3.62	0.21	1.90	12.23
Special Schools	7,16,366	7,72,487	+ 56,121	67.67	1.15	1.35	29.83	123.87	2.08	2.43	54.17	181.65
Totals	49,84,590	54,80,418	+ 4,45,828	53.69	16.66	7.07	22.56	10.60	3.29	1.39	4.45	19.73
Grand total	4,52,72,432	4,78,91,181	+ 26,18,749	46.68	13.57	18.77	20.98	8.66	2.52	3.43	3.90	18.43

I.—Classification of Educational Institutions.

	For Males.						For Females.					
	Government.	Municipal Board.	Local Board.	Aided.	Unaided.	Total.	Government.	Municipal Board.	Local Board.	Aided.	Unaided.	Total.
RECOGNIZED INSTITUTIONS.												
Universities.	2	...	2
Colleges—												
Arts and Science *	6	...	1	35	2	44	1	1	...	3
Law	1	2
Medicine	2	2
Education	2	1	...	3	1	1	...	2
Engineering	1	1
Agriculture	1	1
Commerce
Forestry	1	1
Veterinary Science	1	1
Intermediate and second-grade colleges	3	1	...	11	...	15	2	...	2
Totals	18	1	1	47	2	69	2	5	...	7
High Schools	12	41	106	191	1	351	13	1	...	44	...	58
Middle Schools { English	3	10	79	105	2	199	6	1	2	83	...	42
{ Vernacular
Primary Schools	1,961	1,168	13,163	29,964	2,169	48,422	33	2,169	402	1,343	103	4,060
Totals	1,976	1,219	13,345	30,260	2,172	48,972	52	2,171	404	1,420	103	4,150
Special Schools—												
Art	1	1
Law
Medical	5	5	1	1
Normal and Training	60	...	9	24	...	93	20	...	1	22	...	43
Engineering †	2	1	3
Technical and Industrial	9	...	1	33	...	43	1	23	...	24
Commercial	3	3	40	46
Agricultural	1	1	...	2
Reformatory	3	3
Schools for Defectives	5	...	5	2	...	3
Schools for Adults
Other schools	1	3	5	127	4	140	...	1	...	14	1	16
Totals	85	3	15	193	45	341	22	1	1	61	1	86
Total recognized institutions	2,079	1,228	13,361	30,500	2,219	49,392	76	2,172	406	1,486	104	4,243
UNRECOGNIZED INSTITUTIONS	2,567	2,567	76	76
Grand totals, all institutions	2,079	1,223	13,361	30,500	4,786	51,949	76	2,172	406	1,486	180	4,319

* Includes Oriental colleges.

† Includes Survey schools.

II-A.—Distribution of Scholars attending

	Government.			District Board.			Municipal Board.		
	Scholars on roll on March 31st.	Average daily attendance.	Number of residents in approved hostels.	Scholars on roll on March 31st.	Average daily attendance.	Number of residents in approved hostels.	Scholars on roll on March 31st.	Average daily attendance.	Number of residents in approved hostels.
	(1)	(2)	(3)	(4)	(5)	(6)	(7)	(8)	(9)
READING—									
IN RECOGNIZED INSTITUTIONS.									
<i>University and Intermediate Education.</i>									
Arts and Science	2,679	2,467	412	63	61	58	127	120	26
Law	897	716
Medicine	648	613	34
Education	175	163	85
Engineering	240	224	235
Agriculture	106	96	106
Commerce
Forestry	59	57
Veterinary Science... ..	86	82
Totals ...	4,890	4,418	872	63	61	58	127	120	26
<i>School and Special Education.</i>									
In High Schools	3,574	3,353	...	31,115	27,565	855	18,169	16,216	220
In Middle Schools. { English	510	442	...	8,032	6,895	55	1,428	1,238	...
{ Vernacular
In Primary Schools... ..	76,415	56,116	73	709,335	557,377	...	103,787	78,725	...
Totals ...	80,499	59,911	73	748,482	591,837	910	123,384	96,178	220
In Art Schools	466	261
In Law Schools
In Medical Schools... ..	734	710
In Normal and Training Schools	7,290	6,486	991
In Engineering Schools	199	188	54	203	196
In Technical and Industrial Schools	1,193	966	100
In Commercial Schools	362	344	...	15	13
In Agricultural Schools	41	38
In Reformatory Schools	492	408	492
In Schools for Defectives
In School for Adults
In Other Schools	8	8	...	225	211	...	553	484	...
Totals ...	10,785	9,409	1,637	443	419	...	553	484	...
Totals for recognized institutions	96,174	73,739	2,582	748,988	592,317	968	124,064	96,782	246
IN UNRECOGNIZED INSTITUTIONS									
Grand totals, all institutions for males	96,174	73,738	2,582	748,988	592,317	968	124,064	96,782	246

Educational Institutions for Males.

	Aided.			Unaided.			(16)	(17)	(18)	(19)
	(10)	(11)	(12)	(13)	(14)	(15)				
Scholars on roll on March 31st.							Grand total of scholars on rolls.	Grand total of average attendance.	Grand total of residents in approved hostels.	Number of females included in column 16.
Average daily attendance.										
Number of residents in approved hostels.										
Scholars on roll on March 31st.										
Average daily attendance.										
Number of residents in approved hostels.										
9,948	9,052	2,787	81	30	31	12,648	11,730	3,364	86	
...	897	716
49	49	648	618	34	63	...
...	224	212	85
...	240	224	385
...	106	96	106
...	69	57
...	86	82
9,997	9,101	2,737	31	30	31	16,108	13,730	8,724	148	
89,789	81,037	6,418	100	90	86	142,697	128,340	7,529	2,333	
16,639	14,873	1,044	170	130	90	36,779	33,078	1,189	1,272	
1,444,516	928,634	6,769	61,216	49,916	1,449	2,085,329	1,670,718	8,391	302,604	
1,380,224	1,024,054	14,281	61,516	50,136	1,675	2,264,806	1,892,116	17,006	866,109	
...	466	261	...	15	...
...	734	710	...	5	...
2,067	1,921	753	439	400	...	9,560	8,603	1,744	14	
...	688	688	54
2,163	1,944	1,305	865	764	...	8,871	2,823	1,405	81	
399	360	1,626	1,468	...	181	
48	43	89	81
...	492	408	492
162	141	162	162	141	163
4,836	4,015	675	270	247	...	5,892	4,965	675	680	
9,875	8,924	2,705	1,574	1,411	...	23,030	30,047	4,482	859	
1,270,596	1,041,479	19,758	68,131	61,677	1,606	2,302,943	1,856,893	26,165	367,115	
...	72,340	64,386	800	73,340	64,285	809	11,643	
1,270,596	1,041,479	19,753	135,462	106,863	2,415	2,375,283	1,910,178	26,974	318,768	

GENERAL EDUCATIONAL TABLES

II-B.—Distribution of Scholars attending

	Government.			District Board.			Municipal Board.		
	Scholars on roll on March 31st.	Average daily attendance.	Number of residents in approved hostels.	Scholars on roll on March 31st.	Average daily attendance.	Number of residents in approved hostels.	Scholars on roll on March 31st.	Average daily attendance.	Number of residents in approved hostels.
	(1)	(2)	(3)	(4)	(5)	(6)	(7)	(8)	(9)
READING—									
IN RECOGNIZED INSTITUTIONS.									
<i>University and Intermediate Education.</i>									
Arts and Science	186	174	186
Medicine	81	28	27
Education
Totals ...	217	202	213
<i>School and Special Education.</i>									
In High Schools	3,654	3,119	181	195	178
In Middle Schools { English	696	535	...	90	70	22	332	296	...
{ Vernacular
In Primary Schools	2,637	1,814	...	117,650	86,147	...	40,381	28,919	...
Totals ...	6,987	5,468	181	117,944	86,395	23	40,713	29,214	...
In Medical Schools	83	83	79
In Normal and Training Schools	1,004	902	439	21	19	...
In Technical and Industrial Schools	34	28
In Commercial Schools
In Agriontural Schools
In Schools for Defectives
In Schools for adults
In Other Schools	34	16
Totals ...	1,121	1,013	568	34	16	...	21	19	...
Totals for recognized institutions	8,325	6,683	962	117,978	86,411	22	40,734	29,233	...
IN UNRECOGNIZED INSTITUTIONS									
Grand totals, all institutions for females	8,325	6,683	962	117,978	86,411	22	40,734	29,233	...
Grand totals, all institutions for males and females.	104,499	80,421	2,544	866,966	678,728	990	164,798	126,015	246

GENERAL EDUCATIONAL TABLES

41

Educational Institutions for Females.

	Aided.			Unaided.			(16)	(17)	(18)	(19)
	(10)	(11)	(12)	(13)	(14)	(15)				
Scholars on roll on March 31st.				Scholars on roll on March 31st.			Grand total of scholars on rolls on March 31st.			
Average daily attendance.				Average daily attendance.			Grand total of average attendance.			
Number of residents in approved hostels.				Number of residents in approved hostels.			Grand total of residents in approved hostels.			
Scholars on roll on March 31st.				Scholars on roll on March 31st.						
Average daily attendance.				Average daily attendance.						
Number of residents in approved hostels.				Number of residents in approved hostels.						
Grand total of scholars on rolls on March 31st.				Grand total of scholars on rolls on March 31st.						
Grand total of average attendance.				Grand total of average attendance.						
Grand total of residents in approved hostels.				Grand total of residents in approved hostels.						
Number of males included in column 16.				Number of males included in column 16.						
...
112,530	89,557	10,927	4,084	3,007	288,901	214,991	11,911	18,478	108	13,554
...	1,788	1,467	1,788	1,467	108	...
112,530	89,557	10,927	4,084	3,007	288,901	214,991	11,911	18,478	108	13,554
1,898,126	1,181,036	80,690	141,283	110,386	2,660,672	2,126,536	37,985	392,342

III-A.—Expenditure on Education for Males.

Expenditure on buildings includes Rs. 6,70,442 spent by the Public Works Department on Educational buildings.

“Miscellaneous” includes the following main items:—

- (1) Boarding charges in hostels; (2) Scholarships in schools and colleges; (3) Expenditure on private unrecognised schools; and (4) Charges relating to Oriental Manuscripts Library, Registration of books, Text-book Committee, etc.

	Government institutions.						District Board and Municipal institutions.						Aided institutions.		
	Government funds.	Board funds.	Municipal funds.	Fees.	Other sources.	Total.	Government funds.	Board funds.	Municipal funds.	Fees.	Other sources.	Total.	Government funds.	Board funds.	Municipal funds.
	(1)	(2)	(3)	(4)	(5)	(6)	(7)	(8)	(9)	(10)	(11)	(12)	(13)	(14)	(15)
	Rs.	Rs.	Rs.	Rs.	Rs.	Rs.	Rs.	Rs.	Rs.	Rs.	Rs.	Rs.	Rs.	Rs.	Rs.
Direction
Inspection
Buildings, etc.
Miscellaneous
Totals
UNIVERSITY AND INTER-MEDIATE EDUCATION.															
Universities	3,48,285
BOARDS OF SECONDARY AND INTERMEDIATE EDUCATION.															
Arts Colleges	3,46,945	1,98,479	14,957	5,60,381	11,600	11,600	1,94,886	397	100
<i>Professional Colleges.</i>															
Law	75,177	118	75,295
Medicine	3,75,517	98,547	21	4,74,165
Education	1,24,174	1,494	557	943	1,955	1,29,123	18,521
Engineering	1,18,512	33,391	9,631	1,61,534
Agriculture	99,356	309	99,665

Commerce
Forestry	1,28,482	1,28,482
Veterinary Sciences	50,410	50,410
Intermediate Colleges	47,115	38,910	2,689	88,714	4,500	...	4,651	11,231	1,885	21,767	80,571

Totals ...	12,90,511	1,494	557	4,45,547	29,680	17,67,789	4,500	...	4,651	11,231	12,985	83,867	6,92,213	397	100
-------------------	------------------	--------------	------------	-----------------	---------------	------------------	--------------	-----	--------------	---------------	---------------	---------------	-----------------	------------	------------

SCHOOL EDUCATION.

General.

High Schools	1,56,804	82,209	4,163	2,43,176	5,23,330	4,38,888	1,48,568	12,03,023	41,833	23,55,647	8,07,926	5,000	195
Middle Schools { English	6,345	4,461	62	9,858	2,19,197	1,08,905	12,069	1,34,060	16,355	4,90,586	1,58,154	...	20
{ Vernacular
Primary Schools	7,16,295	721	9,606	7,26,622	39,81,810	29,74,242	8,34,938	83,455	64,138	78,58,583	42,61,061	4,091	7,698
Totals ...	8,78,444	87,391	13,831	9,79,666	46,74,337	35,22,035	9,95,575	14,20,538	1,22,331	1,07,34,816	52,27,143	9,091	7,911

Special.

Arts Schools	67,818	67,818
Law Schools
Medical Schools	3,83,893	...	981	55,422	8,706	4,49,002
Normal and Training Schools	10,80,785	25,281	1,212	759	2,169	10,90,206	19,788	10,620	...	8	1	30,410	2,77,486	1,815	317	
Engineering Schools	84,798	9,188	769	44,705
Technical and Industrial Schools	2,35,316	3,756	2,39,071	300	300	600	88,679	
Commercial Schools	30,040	17,922	28	47,990	1,410	
Agricultural Schools	9,765	1,845	1,508	13,113	1,000	
Reformatory Schools	93,356	93,356	
Schools for Defectives	8,749	...	
Schools for Adults	
Other Schools	54,855	40	796	65,691	23,350	17,797	15,098	810	10,048	66,608	46,699	689	100	
Totals ...	19,90,426	25,281	2,193	85,126	17,729	31,10,752	43,436	28,717	15,098	313	10,049	97,618	4,25,033	2,504	417	

Grand totals ...	41,49,381	28,775	2,760	6,18,064	61,237	48,58,207	47,22,273	35,50,752	10,15,324	14,32,082	1,45,368	1,08,35,796	62,44,387	11,993	6,428
-------------------------	------------------	---------------	--------------	-----------------	---------------	------------------	------------------	------------------	------------------	------------------	-----------------	--------------------	------------------	---------------	--------------

GENERAL EDUCATIONAL TABLES

III-A.—Expenditure on Education for Males—cont.

Expenditure on buildings includes Rs. 6,70,442 spent by the Public Works Department on Educational buildings.

"Miscellaneous" includes the following main items:—

- (1) Boarding charges in hostels; (2) Scholarships in schools and colleges; (3) Expenditure on private unrecognized schools; and (4) Charges relating to Oriental Manuscripts Library, Registration of books, Text-book Committee, etc.

	Aided institutions—cont.			Recognized and unaided institutions.			Total expenditure from					
	Fees.	Other sources.	Total, columns 13—17.	Fees.	Other sources.	Total.	Government funds.	Board funds.	Municipal funds.	Fees.	Other sources.	Grand total.
	(16)	(17)	(18)	(19)	(20)	(21)	(22)	(23)	(24)	(25)	(26)	(27)
	RS.	RS.	RS.	RS.	RS.	RS.	RS.	RS.	RS.	RS.	RS.	RS.
Direction	1,81,685	1,81,685
Inspection	13,75,695	13,75,695
Buildings, etc.	16,83,851	6,86,691	2,16,504	49,221	12,22,201	89,58,468
Miscellaneous	4,74,182	16,889	7,150	12,26,413	16,94,178	34,18,810
Totals	37,15,413	7,03,580	2,23,654	12,75,834	29,16,377	88,34,658
UNIVERSITY AND INTER-MEDIATE EDUCATION.												
Universities	4,11,645	1,89,161	8,99,041	8,48,235	4,11,645	1,89,161	8,99,041
BOARDS OF SECONDARY AND INTERMEDIATE EDUCATION.												
Arts Colleges	8,87,468	3,52,655	14,16,504	3,355	8,335	11,690	5,41,831	897	100	10,68,300	3,87,547	19,99,175
<i>Professional Colleges.</i>												
Law	75,177	118	75,295
Medicine	3,75,517	98,647	21	4,74,185
Education	18,521	1,42,695	1,494	557	943	1,955	1,47,644
Engineering	1,18,512	33,891	9,631	1,61,634
Agriculture	99,356	809	99,686

Commerce
Forestry	1,28,482	1,28,482
Veterinary Science	50,410	50,410
Intermediate Colleges	88,896	68,167	1,87,834	82,186	...	4,651	1,44,087	67,241	...	2,98,115
Totals ...	13,73,007	5,54,983	25,20,700	3,355	8,335	11,690	18,87,224	1,891	5,308	18,83,140	6,05,983	43,33,546	
SCHOOL EDUCATION.													
<i>General.</i>													
High Schools	24,67,853	9,69,778	42,50,750	...	8,008	6,008	14,88,060	4,43,888	1,48,763	37,53,085	10,21,783	68,55,579	
Middle Schools { English	2,41,591	2,07,202	6,06,987	743	6,470	7,213	3,82,693	1,08,905	12,089	3,80,856	2,80,089	11,14,684	
{ Vernacular	
Primary Schools	6,25,308	21,70,881	70,69,037	39,095	87,768	1,26,863	89,09,186	29,78,333	8,42,834	7,48,579	23,32,393	1,58,11,105	
Totals ...	33,84,752	33,47,859	1,19,26,754	39,838	1,00,244	1,40,082	1,07,79,922	35,31,126	10,03,486	48,82,519	35,84,265	2,37,81,318	
<i>Special.</i>													
Arts Schools	67,618	67,618	
Law Schools	
Medical Schools	3,83,898	...	981	55,422	8,706	4,49,002	
Normal and Training Schools	1,041	89,358	3,70,017	13,58,057	37,716	1,529	1,803	91,528	14,90,833	
Engineering Schools	23,975	...	23,975	34,788	38,113	769	68,680	
Technical and Industrial Schools	18,571	6,27,838	7,35,898	8,25,305	300	...	18,571	6,31,391	9,75,567	
Commercial Schools	7,187	8,381	16,928	15,882	1,745	17,127	31,450	40,491	10,104	82,045	
Agricultural Schools	7,000	8,000	10,765	1,845	8,503	21,113	
Reformatory Schools	93,358	93,358	
Schools for Defectives	209	19,450	28,408	8,749	209	19,450	28,408	
Schools for Adults	
Other Schools	2,679	1,36,261	1,86,428	149	43,845	43,994	1,34,904	18,436	15,198	3,178	1,90,950	3,62,716	
Totals ...	29,637	8,88,038	13,46,377	39,506	45,590	85,096	24,48,895	58,502	17,708	1,54,632	9,61,401	36,39,138	
Grand totals ...	47,37,446	47,90,878	1,57,93,131	82,699	1,54,169	2,36,868	1,88,31,454	42,93,099	12,50,156	81,45,925	80,88,026	4,05,88,660	

III-B.--Expenditure on Education for Females.

Expenditure on buildings includes Rs. 37,111 spent by the Public Works Department on Educational buildings.

"Miscellaneous" includes the following main items:—

(1) Boarding charges in hostels; (2) Scholarships in schools and colleges; and (3) Expenditure on private unrecognized schools.

	Government institutions.						District Board and Municipal institutions.						Aided institutions.		
	Government funds.	Board funds.	Municipal funds.	Fees.	Other sources.	Total.	Government funds.	Board funds.	Municipal funds.	Fees.	Other sources.	Total.	Government funds.	Board funds.	Municipal funds.
	(1)	(2)	(3)	(4)	(5)	(6)	(7)	(8)	(9)	(10)	(11)	(12)	(13)	(14)	(15)
	RS.	RS.	RS.	RS.	RS.	RS.	RS.	RS.	RS.	RS.	RS.	RS.	RS.	RS.	RS.
Inspection
Buildings, etc.
Miscellaneous
Totals
UNIVERSITY AND INTER-MEDIATE EDUCATION.															
Arts Colleges	73,041	12,979	2,177	88,197	29,546
<i>Professional Colleges.</i>															
Medicine
Education	29,071	490	...	29,551	7,238
Intermediate Colleges	1,942
Totals	1,02,112	13,459	2,177	1,17,748	38,726

SCHOOL EDUCATION.

General.

High Schools	2,17,069	34,884	598	2,52,531	10,380	- 2,145	...	2,835	1,759	12,809	2,42,802
Middle Schools. {	English	84,314	8,742	59	38,115	1,668	2,984	6,414	3,059	100	14,175	78,897	...
	Vernacular.
Primary Schools	89,457	529	682	40,668	10,11,673	5,13,093	8,67,326	5,076	8,688	19,05,856	6,16,306	1,100	8,449
Totals	2,90,840	39,135	1,339	3,81,314	10,23,701	5,13,882	3,78,740	10,970	10,547	19,32,840	9,37,505	1,100	8,449

Special.

Medical Schools	62,843	480	...	63,123
Normal and Training Schools	2,46,466	702	126	223	393	2,47,910	6,167	6,167	1,71,964	231	...
Technical and Industrial Schools	14,006
Commercial Schools
Agricultural Schools
Schools for Defectives	10,344	...	1,100
Other Schools	11,991	11,991	213	288	61	562	5,169	236	...
Totals	3,21,100	702	126	703	393	3,23,024	213	288	6,167	...	61	6,729	2,01,488	467	1,100
Grand totals for females.	7,14,052	702	126	58,297	3,909	7,72,086	10,23,914	6,14,170	3,79,907	10,970	10,608	19,39,569	11,77,714	1,567	9,549
Grand totals for males ...	41,49,381	26,775	2,760	6,18,064	61,237	48,58,207	47,22,273	35,50,752	10,15,324	14,32,082	1,48,395	1,68,65,796	62,44,387	11,992	8,428
Grand totals for all	48,63,433	27,477	2,876	6,71,361	65,146	56,30,293	57,46,187	40,64,922	13,95,231	14,48,052	1,55,973	1,23,05,365	74,22,101	13,559	17,977

III-B.—Expenditure on Education for Females—cont.

Expenditure on buildings includes Rs. 37,111 spent by the Public Works Department on Educational buildings.

"Miscellaneous" includes the following main items:—

(1) Boarding charges in hostels; (2) Scholarships in schools and colleges; and (3) Expenditure on private unrecognized schools.

	Aided institutions—cont.			Recognized and unaided institutions.			Total expenditure from					
	Fees.	Other sources.	Total, columns 13—17.	Fees.	Other sources.	Total.	Government funds.	Board funds.	Municipal funds.	Fees.	Other sources.	Grand total.
	(16)	(17)	(18)	(19)	(20)	(21)	(22)	(23)	(24)	(25)	(26)	(27)
	RS.	RS.	RS.	RS.	RS.	RS.	RS.	RS.	RS.	RS.	RS.	RS.
Inspection	1,94,434	1,94,434
Buildings, etc.	1,87,719	25,847	21,005	2,150	1,58,793	3,95,014
Miscellaneous	2,26,314	2,009	551	4,55,986	5,97,796	12,82,655
Totals	6,08,467	27,355	21,556	4,58,186	7,56,589	18,72,108
UNIVERSITY AND INTER-MEDIATE EDUCATION.												
Arts Colleges	18,970	44,244	87,780	1,02,687	26,949	46,421	1,75,957
<i>Professional Colleges.</i>												
Medicine
Education	255	16,092	23,585	86,369	735	16,092	53,136
Intermediate Classes	1,948	3,655	7,545	1,942	1,948	3,655	7,545
Totals	16,173	68,991	1,18,890	1,40,838	29,632	66,163	2,36,638

SCHOOL EDUCATION.												
<i>General.</i>												
High Schools	1,98,813	3,15,576	7,57,191	4,70,281	-2,145	...	2,36,512	3,17,938	10,22,581
Middle Schools. {	English ...	47,796	1,31,459	2,57,852	1,14,379	2,934	6,414	54,597	1,31,618	8,09,942
	Vernacular...
Primary Schools	47,020	4,51,960	11,24,835	132	17,329	17,461	16,67,436	5,14,198	3,75,775	52,757	4,78,659	30,88,820
Total ...	2,93,629	8,98,995	21,39,678	132	17,329	17,461	22,52,046	5,14,082	3,82,189	3,43,866	9,28,210	44,21,292
<i>Special.</i>												
Medical Schools	62,648	480	...	69,123
Normal and Training Schools	6,708	93,507	2,72,405	4,18,430	933	6,293	6,926	93,900	5,26,482
Technical and Industrial Schools	383	82,720	97,059	14,006	333	82,720	97,059
Commercial Schools
Agricultural Schools
Schools for Defectives	37	6,764	18,245	10,344	...	1,100	37	6,764	18,245
Other Schools	2,599	45,844	53,848	...	1,177	1,177	17,373	524	...	2,599	47,082	67,578
Totals ...	9,672	2,28,835	4,41,557	...	1,177	1,177	5,22,796	1,457	7,399	10,875	2,30,466	7,72,467
Grand total for females.	3,19,474	11,91,821	27,00,125	132	18,506	18,638	35,24,147	5,43,794	4,11,138	8,42,009	19,81,433	73,02,521
Grand total for males	47,37,448	47,90,878	1,57,93,131	82,809	1,54,169	2,38,868	1,88,31,454	42,93,099	12,50,156	81,45,925	80,68,026	4,05,88,660
Grand total for all	50,56,920	59,82,699	1,84,98,256	82,831	1,72,675	2,55,506	2,28,55,601	48,36,893	16,61,294	89,87,934	1,00,49,459	4,78,91,181

IV-A.—Race or Creed of Male Scholars receiving General Education.

	Europeans and Anglo-Indians.	Indian Christians.	Hindus.			Muhammadans.	Buddhists.	Parsees.	Sikhs.	Others.	Totals.
			Brahmans.	Non-Brahmans.	Depressed classes.*						
	(1)	(2)	(3)	(4)	(5)	(6)	(7)	(8)	(9)	(10)	(11)
Total population ...	17,801	856,746	731,079	14,631,128	3,415,731	1,404,000	720	269	...	18,780	20,870,749
<i>School Education.</i>											
Primary—											
Class I ...	1,290	50,368	29,763	586,097	136,102	98,644	24	9	...	537	902,632
Do. II ...	578	21,237	18,399	244,350	45,031	40,136	12	6	...	177	367,987
Do. III ...	545	15,695	14,576	180,861	26,726	26,200	13	7	...	121	264,644
Do. IV ...	541	13,261	15,286	143,742	17,493	17,222	6	5	2	107	207,675
Do. V ...	509	6,406	11,929	54,719	4,976	6,287	4	5	4	22	84,861
Middle—											
Class VI ...	484	4,158	9,228	21,775	1,253	2,586	1	7	3	6	39,501
Do. VII ...	331	3,295	8,502	15,544	735	1,645	2	8	...	13	30,075
Do. VIII ...	284	2,950	8,041	12,796	542	1,347	1	3	2	12	25,978
High—											
Class IX ...	19	1,629	6,861	8,360	255	857	1	1	2	14	18,008
Do. X ...	193	1,353	8,006	6,592	131	718	1	2	1	1	14,988
Do. XI ...	144	1,352	6,463	6,690	94	760	1	5	...	2	15,511
Totals ...	4,908	121,602	133,064	1,281,536	233,393	196,402	67	58	14	1,012	1,972,060
<i>University and Intermediate Education.</i>											
Intermediate Classes—											
First year ...	18	317	2,366	1,528	28	169	1	1	4,446
Second year ...	8	290	1,990	1,224	16	109	1	3,638
Degree Classes—											
Third year ...	9	167	1,291	579	6	69	2,121
Fourth year ...	5	191	1,413	600	15	68	1	2,293
Fifth year ...	2	14	113	38	1	3	171
Post-Graduate Classes—											
Sixth year	20	61	12	93
Seventh year
Research students
Totals ...	42	999	7,254	3,979	66	418	1	3	12,762
Number of scholars in recognized institutions.	4,950	122,601	140,318	1,286,514	233,464	196,920	68	68	14	1,015	1,984,822
Number of scholars in unrecognized institutions	1,886	3,218	25,288	8,688	21,701	13	8	...	1	60,803
Grand totals ...	4,950	124,487	143,536	1,310,802	242,152	218,621	81	66	14	1,016	2,045,625

* The following are included under the heading "Depressed classes":—Ādi-Drāvidas, Ādi-Āndhras, Bādaga, Bavari, Bestha, Cheruman, Cherodi, Chenohus, Chakkili, Dandasi, Dumbo, Gadaba, Haddi, Holeya, Jatapus, Kallar, Khond, Kauyan, Kotas, Korajas, Koyi, Khonda, Konan, Kudmo, Lambadi, Mala, Madiga, Marava, Nakaras, Pallan, Paraiyan, Pambaikaran, Panasa, Pirmalsai Kallars, Relli, Savaras, Todas, Tottiyān, Valaiyan, Valluvan, Yerukula and Yenadis.

GENERAL EDUCATIONAL TABLES

IV-B.—Race or Creed of Female Scholars receiving General Education.

	Europeans and Anglo-Indians.	Indian Christians.	Hindus.			Muhamedans.	Buddhists.	Parsees.	Sikhs.	Others.	Totals.
			Brahmans.	Non-Brahmans.	Depressed classes.*						
	(1)	(2)	(3)	(4)	(5)	(6)	(7)	(8)	(9)	(10)	(11)
Total population ...	16,968	670,469	792,156	15,044,580	3,534,741	1,486,486	496	280	...	12,078	21,443,286
<i>School Education.</i>											
Primary—											
Class I ...	1,247	85,459	31,017	213,000	36,406	42,815	37	14	...	1,310	360,299
Do. II ...	574	10,958	12,720	51,358	6,409	10,001	5	11	...	476	92,512
Do. III ...	518	7,950	8,724	31,072	3,092	4,749	9	8	...	229	56,351
Do. IV ...	516	5,871	5,205	18,596	1,567	2,008	3	8	...	104	33,873
Do. V ...	520	3,726	2,008	7,339	534	516	1	5	...	65	14,709
Middle—											
Class VI ...	400	2,480	599	1,764	173	113	1	4	...	34	5,568
Do. VII ...	361	1,860	231	924	105	39	...	9	...	19	3,548
Do. VIII ...	292	1,602	162	567	113	21	...	2	...	14	2,793
High—											
Class IX ...	12	454	56	158	16	11	2	709
Do. X ...	140	327	51	129	12	8	...	3	...	2	672
Do. XI ...	141	266	41	111	12	5	...	2	...	1	579
Totals ...	4,731	70,953	60,809	325,038	47,433	60,286	56	61	...	2,256	571,613
<i>University and Intermediate Education.</i>											
Intermediate Classes—											
First year ...	20	89	30	44	...	3	...	1	187
Second year ...	16	76	28	33	1	1	...	1	156
Degree Classes—											
Third year ...	2	40	7	17	66
Fourth year ...	11	41	7	23	...	1	83
Fifth year	3	...	3	6
Post-Graduate Classes—											
Sixth year	5	2	2	9
Seventh year
Research students
Totals ...	49	254	74	122	1	5	...	2	507
Number of scholars in recognized institutions.	4,770	71,207	60,863	325,160	47,434	60,291	56	63	...	2,256	572,120
Number of scholars in unrecognized institutions	825	326	2,351	1,392	8,480	1	13,325
Grand totals ...	4,770	72,032	61,209	327,511	48,826	68,771	56	63	...	2,257	585,445

* The following are included under the heading "Depressed classes":—Ādi-Dravidas, Ādi-Āndhras, Badagas, Chakkili, Haddi, Khonda, Korajas, Kotas, Lambadi, Nakara, Mala, Madiga, Pallan, Paraiya, Belli, Todas, Tottiyar, Valluvan and Yenadis.

V.A.—Race or Creed of Male Scholars receiving Vocational and Special Education.

	Europeans and Anglo-Indians.	Indian Christians.	Hindus.			Muhammadans.	Buddhists.	Parsis.	Sikhs.	Others.	Totals.
			Brahmans.	Non-Brahmans.	Depressed classes.						
	(1)	(2)	(3)	(4)	(5)	(6)	(7)	(8)	(9)	(10)	(11)
SCHOOLS.											
Art Schools	3	55	24	320	48	...	1	451
Law Schools
Medical Schools	26	82	381	231	...	9	729
Normal and Training Schools	1	1,729	3,156	3,434	624	601	1	9,546
Engineering and Surveying Schools	30	391	197	11	9	638
Technical and Industrial Schools	119	1,149	233	1,079	431	335	...	1	...	2	3,340
Commercial Schools	24	119	921	381	15	44	...	1	1,505
Agricultural Schools	48	3	34	...	4	89
Reformatory Schools	2	44	11	321	52	62	492
Schools for Defectives	2	100	1	37	22	5	4	171
Schools for Adults
Other Schools	98	3,360	1,700	147	15	1	4	5,325
Totals	177	3,454	8,481	7,725	1,850	1,084	2	2	...	11	22,286
COLLEGES.											
Law	16	604	262	...	15	897
Medicine	5	98	209	207	...	16	586
Education	31	155	33	...	5	224
Engineering	5	22	125	71	...	16	...	1	240
Agriculture	6	61	37	...	3	106
Commerce
Forestry	3	19	23	...	14	59
Veterinary Science	1	7	36	33	...	9	86
Totals	11	182	1,260	665	...	78	...	1	2,198
Grand totals	188	3,636	9,741	8,391	1,550	1,162	2	3	...	11	24,484

V-B.—Race or Creed of Female Scholars receiving Vocational and Special Education.

	Europeans and Anglo-Indians.	Indian Christians.	Hindus.			Muhammedans.	Buddhists.	Parseis.	Sikhs.	Others.	Total.
			Brahmans.	Non-Brahmans.	Depressed classes.						
	(1)	(2)	(3)	(4)	(5)	(6)	(7)	(8)	(9)	(10)	(11)
SCHOOLS.											
Art Schools	6	5	1	3	15
Medical Schools ...	2	50	7	29	88
Normal and Training Schools	76	1,354	51	398	44	104	2,027
Technical and Industrial Schools	63	919	23	85	147	5	1,249
Commercial Schools	116	3	1	1	121
Agricultural Schools
Schools for Defectives...	4	59	...	13	18	1	3	98
Schools for Adults
Other Schools	17	79	978	326	3	3	1,416
Totals	284	2,469	1,061	865	212	113	3	5,007
COLLEGES.											
Medicine	9	26	13	18	1	63
Education	5	30	5	9	49
Totals	14	56	18	22	1	111
Grand totals	298	2,525	1,079	887	212	113	...	1	...	3	5,118

GENERAL EDUCATIONAL TABLES

VI.A.—Men Teachers.

	Trained teachers with the following Educational qualifications.					Untrained teachers.				Total trained teachers.	Total untrained teachers.	Grand totals of teachers.
	A degree.	Passed Matric. or School Final.	Passed Middle School.	Passed Primary School.	Lower qualifications.	Possessing a degree.		Possessing no degree.				
						Certificated.	Uncertificated.	Certificated.	Uncertificated.			
(1)	(2)	(3)	(4)	(5)	(6)	(7)	(8)	(9)	(10)	(11)	(12)	
CLASSES OF INSTITUTIONS.												
<i>Primary Schools.</i>												
Government	35	468	1,154	78	...	73	...	652	1,835	726	2,560
Local Board and Municipal	4	1,241	8,160	16,969	338	1	1,106	4	4,200	26,702	5,811	32,013
Aided	17	1,160	5,452	8,671	180	5	4,249	52	32,445	15,430	86,731	52,161
Unaided	23	133	272	5	...	280	...	2,035	433	2,315	2,748
Totals	21	2,569	14,213	27,056	651	6	6,798	38	39,392	44,400	45,092	89,482
<i>Middle Schools.</i>												
Government	2	10	4	1	1	1	...	16	3	19
Local Board and Municipal	76	400	18	16	96	...	4	20	103	605	180	785
Aided	63	462	104	16	109	1	16	9	154	754	180	934
Unaided	1	7	...	1	2	1	2	11	3	14
Totals	142	879	122	32	211	2	21	31	262	1,886	316	1,702
<i>High Schools.</i>												
Government	77	72	9	2	31	1	5	7	21	191	34	225
Local Board and Municipal	715	1,051	86	23	314	15	28	80	405	2,188	528	2,716
Aided	1,084	1,462	303	64	447	55	103	204	689	3,366	1,051	4,417
Unaided	2	3	1	1	...	6	1	7
Totals	1,878	2,588	403	89	793	71	136	292	1,115	5,751	1,614	7,365
Grand totals	2,411	8,026	14,738	27,177	1,555	79	5,965	359	40,709	51,537	47,012	98,549

VI-B.—Women Teachers.

	Trained teachers with the following educational qualifications.					Untrained teachers				Total trained teachers.	Total untrained teachers.	Grand totals of teachers.
	A degree.	Passed Metric. or School Final.	Passed Middle School.	Passed Primary School.	Lower qualifications.	Possessing a degree.		Possessing no degree.				
						Certificated.	Uncertificated.	Certificated.	Uncertificated.			
(1)	(2)	(3)	(4)	(5)	(6)	(7)	(8)	(9)	(10)	(11)	(12)	
CLASSES OF INSTITUTIONS.												
<i>Primary Schools.</i>												
Government	45	70	29	8	..	4	...	27	147	51	178	
Local Board and Municipal	88	1,564	1,299	38	1	177	1	432	2,989	611	3,600	
Aided	2	207	2,304	814	24	2	353	3	1,621	3,351	5,380	
Unaided	1	8	21	20	...	12	...	57	45	89	114	
Totals	3	343	3,959	2,162	65	3	546	4	2,137	6,532	9,222	
<i>Middle Schools.</i>												
Government	4	32	7	1	1	1	...	2	45	3	48	
Local Board and Municipal	3	17	5	...	2	3	27	3	30	
Aided	15	125	88	9	7	3	16	2	26	244	291	
Totals	22	174	100	10	10	4	16	2	31	316	369	
<i>High Schools.</i>												
Government	84	109	10	2	9	2	2	1	16	164	184	
Local Board and Municipal	4	6	1	1	1	1	...	1	13	2	15	
Aided	82	295	117	19	23	7	19	16	77	536	655	
Totals	120	410	128	22	33	10	21	17	93	713	854	
Grand totals	145	927	4,187	2,194	108	17	683	23	2,261	7,561	10,445	

VII.—European Education.

Total, European population. $\left\{ \begin{array}{l} \text{Males } 17,301 \\ \text{Females } 16,968 \\ \hline \text{Total } 34,269 \end{array} \right.$

Percentage to European population of those at school.
Males 29·7 Females 29·9 Total 29·8

(1)	Institutions.	Scholars on roll on 31st March.	Number of females in institutions for males and vice versa.	Number of Non-Europeans on roll.	Teachers.		Expenditure from				Total expenditure.
					Trained.	Untrained.	Government funds.	Local funds.	Fees.	Other sources.	
					(6)	(7)	(8)	(9)	(10)	(11)	(12)
INSTITUTIONS FOR MALES.											
Arts Colleges	Rs. ...	Rs. ...	Rs. ...	Rs. ...	Rs. ...
Training Colleges
High Schools	14	2,597	139	328	118	61	1,86,275	...	1,10,109	1,27,521	4,33,905
Middle Schools	10	1,386	475	183	58	20	38,139	...	16,362	46,038	1,00,539
Primary Schools	15	1,191	524	120	60	18	20,325	...	8,947	47,823	77,095
Training Schools	2,251	2,251
Technical and Industrial Schools.
Commercial Schools
Other Schools	8,524	8,524
Totals	39	5,174	1,138	611	236	94	2,65,514	...	1,35,418	2,21,382	6,22,314
INSTITUTIONS FOR FEMALES.											
Arts Colleges
Training Colleges
High Schools	10	2,792	455	357	174	64	1,30,823	...	1,15,540	1,28,833	3,75,196
Middle Schools	17	1,863	496	300	104	35	49,756	...	31,223	73,994	1,54,973
Primary Schools	6	369	152	9	18	9	5,260	...	3,775	13,080	22,115
Training Schools	2	40	12	...	26,170	...	2,975	6,386	35,481
Technical and Industrial Schools.	1	85	...	22	2	4	700	1,820	2,520
Commercial Schools
Other Schools	1	17	1	...	11,073	3,285	14,358
Totals	46	5,189	1,103	683	311	112	2,23,782	...	1,53,513	2,27,348	8,04,643
Grand totals for Institutions	85	10,363	2,241	1,299	547	206	4,89,296	...	2,88,931	4,48,730	12,26,957
			Inspection	26,195	26,195
			Buildings, etc.	1,23,650	...	5,869	1,41,635	2,71,154
			Miscellaneous	2,46,217	...	3,43,548	3,83,385	9,73,150
			Totals	3,96,062	...	3,49,417	5,25,020	12,70,499
			Grand totals	8,85,358	...	6,38,348	9,73,750	24,97,456

Expenditure on Buildings includes Rs. 1893 spent by the Public Works Department.

Miscellaneous includes the following main items:—

(1) Boarding charges	Rs. 9,51,015
(2) Scholarships	16,894
(3) Expenditure on European School Examinations	5,441

PART I.

GENERAL STATISTICS, 1928-29.

GENERAL SUMMARY.

(1)—General statistics of institutions and scholars.

Classes of Institutions.	1927-28.		1928-29.		
	Institutions.	Scholars.	Institutions.	Scholars.	
PUBLIC INSTITUTIONS.					
<i>University Education.</i>					
Arts colleges for Indians for	{ Men ...	39	12,427	40	12,944
	{ Women.	5	421	5	376
Oriental colleges for	{ Men ...	29	421	20	495
Professional colleges for	{ Men ...	10	2,200	9	2,324
	{ Women.	2	49	2	56
<i>School Education, General.</i>					
Indians—					
Secondary schools for	{ Boys ...	526	165,493	528	169,844
	{ Girls ...	64	13,431	67	14,556
Elementary schools for	{ Boys ...	48,407	2,094,138	50,096	2,193,845
	{ Girls ...	4,044	260,300	4,722	294,678
Europeans—					
High schools for	{ Boys ...	14	2,597	13	2,595
	{ Girls ...	19	2,782	19	2,812
Middle schools for	{ Boys ...	10	1,386	10	1,395
	{ Girls ...	17	1,806	17	1,968
Primary schools for	{ Boys ...	15	1,191	12	1,116
	{ Girls ...	6	384	9	500
<i>School Education, Special.</i>					
Training schools for Indians for	{ Men ...	93	9,560	92	11,015
	{ Women.	41	1,973	50	2,379
Training schools for Europeans for	Women ..	2	40	2	40
Other special schools for Indians	{ Boys ...	68	4,336	79	4,559
for	{ Girls ...	5	335	5	395
Other special schools for Europeans	Girls ..	1	17	1	18
Industrial schools for Indians	{ Boys ...	45	3,685	46	4,171
for	{ Girls ...	23	1,126	25	1,340
Industrial schools for Europeans	Girls ...	1	85	1	72

SUPPLEMENTAL STATISTICS

(1)—General statistics of institutions and scholars—cont.

Classes of Institutions.	1927-28.		1928-29.	
	Institutions.	Scholars.	Institutions.	Scholars.
<i>Those which do not teach any part of the Secondary or Elementary course but are recognized.</i>				
Advanced schools teaching—				
Sanskrit for	{ Boys ... 39	2,157	38	2,131
	{ Girls ... 3	325	2	281
Elementary schools teaching—				
Sanskrit for	{ Boys ... 95	3,067	91	2,988
	{ Girls ... 10	362	10	293
Other schools not conforming to departmental standards for	{ Boys ... 1	25	2	81
	{ Girls
Total, public institutions ...	53,825	2,586,544	56,013	2,729,237
PRIVATE INSTITUTIONS.				
<i>Those which are not recognized and teach no part of the Secondary or Elementary course.</i>				
Advanced schools teaching—				
Arabic or Persian for	{ Boys ... 189	7,822	217	8,652
	{ Girls
Sanskrit for	{ Boys ... 120	1,645	120	1,591
	{ Girls
Elementary schools teaching--				
A vernacular only or mainly for	{ Boys ... 1,049	24,736	741	19,727
	{ Girls ... 23	578	35	937
The Quran for	{ Boys ... 482	20,229	493	19,317
	{ Girls ... 13	248
Other schools not conforming to departmental standards for	{ Boys ... 747	17,908	516	12,812
	{ Girls ... 40	962	16	483
Total, private institutions ...	2,843	74,128	2,078	63,519
Grand total ...	56,268	2,660,672	58,091	2,792,756

(2)—Institutions and scholars by districts.

Districts.	Area in square miles (census of 1921).	Population (census of 1921).	1927-28.		1928-29.		Increase.		Decrease.	
			Institutions.	Scholars.	Institutions.	Scholars.	Institutions.	Scholars.	Institutions.	Scholars.
Ganjām	4,798	1,835,562	2,493	91,361	2,590	93,211	97	1,850
Vizagapatam	4,568	2,231,874	2,947	112,648	2,915	111,491	32	1,157
Godāvāri, East	2,545	1,470,868	2,283	119,429	2,367	125,817	104	6,388
Godāvāri, West	2,368	1,051,442	1,873	81,222	1,873	82,563	...	1,341
Kistna	3,539	1,081,872	2,768	96,547	2,660	97,404	...	857	73	...
Guntūr	5,735	1,809,574	3,854	143,086	3,889	145,994	25	2,908
Kurnool	7,580	914,890	2,003	61,545	2,005	62,523	2	978
Bellary	5,713	862,870	1,419	48,098	1,451	49,271	32	1,173
Anantapur	6,722	955,917	1,568	52,204	1,753	56,256	185	4,052
Cuddapah	5,918	887,929	2,128	58,723	2,144	61,474	16	2,746
Neelore	7,973	1,385,653	2,107	63,789	2,147	67,922	40	4,133
Madras	29	526,911	527	87,434	563	94,918	36	7,484
Chingleput	3,071	1,493,058	2,081	97,596	2,188	102,283	47	4,687
North Arcot	4,954	2,055,594	2,272	121,159	2,426	133,812	154	12,653
Chittoor	5,611	1,269,157	1,556	62,164	1,617	65,482	52	3,318
South Arcot	4,207	2,320,085	2,727	128,962	2,626	132,101	101	3,139
Tanjore	3,727	2,326,265	2,001	146,910	2,792	149,081	...	2,171	9	...
Trichinopoly	4,319	1,602,838	2,077	93,498	2,087	96,404	80	2,806
Madura	4,907	2,007,082	1,364	108,984	2,101	120,183	137	11,199
Rāmnād	4,838	1,721,837	1,919	99,282	2,010	105,651	91	6,369
Tinnevely	4,826	1,907,314	2,507	135,864	2,632	145,217	125	9,353
Coimbatore	7,225	2,219,848	2,008	98,722	2,140	106,188	132	7,466
Salem	6,912	2,112,034	1,641	73,099	1,758	78,204	117	5,105
The Nilgiris	982	126,519	175	12,668	183	13,351	8	688
Malabar	5,792	3,098,871	4,065	331,411	4,404	355,504	339	24,093
South Kanara	4,021	1,247,368	1,499	101,195	1,566	107,201	67	6,006
Agency. { Ganjām	3,583	832,898	355	13,188	378	13,913	23	725
{ Vizagapatam	12,621	960,355	447	12,956	434	12,805	13	150
{ Godāvāri, East	3,676	208,105	220	6,929	210	6,532	10	397
Total	142,260	42,318,985	56,268	2,660,672	56,091	2,792,756	1,960	188,788	187	1,704

(3)—Education in relation to population.

Districts.	Population (census of 1921).			Scholars (public and private).						Percentage of scholars to population.						
				1927-28.			1928-29.			1927-28.			1928-29.			
	Males.	Females.	Total.	Males.	Females.	Total.	Males.	Females.	Total.	Males.	Females.	Total.	Males.	Females.	Total.	
Ganjām	826,644	1,008,918	1,835,563	78,900	12,461	91,361	79,889	13,322	93,211	9.5	1.2	4.9	9.7	1.3	5.1	
Vizagapatam	1,080,146	1,151,728	2,231,874	94,231	18,417	112,648	93,103	18,868	111,491	8.7	1.6	5.6	8.6	1.6	5.0	
Godāvāri, East	718,924	751,939	1,470,863	85,922	33,607	119,429	90,003	35,814	125,817	12.0	4.5	8.1	12.6	4.8	8.6	
Godāvāri, West	516,864	684,578	1,201,442	55,137	26,985	82,122	56,178	26,385	82,563	10.7	4.9	7.7	10.9	4.9	7.9	
Kistna	546,322	535,550	1,081,872	66,687	29,860	96,547	66,982	30,422	97,404	12.2	5.6	8.9	12.3	5.7	9.0	
Guntūr	913,088	806,486	1,809,574	104,458	38,628	143,086	104,621	41,632	146,994	11.4	4.3	7.9	11.4	4.6	8.1	
Kurnool	463,255	451,635	914,890	49,744	11,801	61,545	50,254	12,269	62,523	10.7	2.6	6.7	10.8	2.7	6.8	
Bellary	439,688	422,682	862,370	40,883	7,215	48,098	41,708	7,563	49,271	9.3	1.7	5.5	9.5	1.8	5.7	
Anantapur	492,346	463,671	956,017	43,273	8,931	52,204	46,387	9,869	56,256	8.8	1.9	5.4	9.5	2.1	5.9	
Cuddapah	452,181	435,748	887,929	50,272	8,466	58,738	52,118	9,356	61,474	11.1	1.9	6.6	11.6	2.1	6.6	
Nellore	697,380	688,173	1,385,553	47,794	16,995	64,789	50,088	17,854	67,922	6.9	2.3	4.6	7.2	2.6	5.0	
Madras	276,107	250,804	526,911	60,630	26,804	87,434	64,493	30,425	94,918	21.9	10.7	16.5	23.4	12.1	18.0	
Chingleput	752,542	740,516	1,493,058	78,810	18,788	97,598	82,137	20,146	102,283	10.5	2.5	6.5	10.9	2.7	6.9	
North Arcot	1,021,087	1,034,507	2,055,594	100,002	21,157	121,159	109,384	24,428	133,812	9.8	2.0	5.8	10.7	2.4	6.6	
Chittoor	647,625	621,532	1,269,157	51,018	11,146	62,164	53,474	12,008	65,482	7.9	1.8	4.9	8.3	1.9	5.2	
South Arcot	1,152,414	1,167,671	2,320,085	108,680	20,282	128,962	111,253	20,848	132,101	9.4	1.7	5.5	9.7	1.8	5.7	
Tanjore	1,116,702	1,209,563	2,326,265	117,960	28,960	146,910	119,316	29,766	149,081	10.6	2.4	6.8	10.7	2.5	6.4	
Trichinopoly	931,890	870,948	1,802,838	78,068	15,480	93,498	79,122	17,232	96,404	8.4	1.6	4.8	8.5	1.8	5.1	
Madura	987,468	1,019,614	2,007,082	89,323	19,661	108,984	97,825	22,858	120,188	9.0	1.9	5.4	9.9	2.2	6.0	
Rāmnād	818,619	803,218	1,721,837	82,940	16,342	99,282	87,401	18,260	105,651	10.1	1.8	5.7	10.7	2.0	6.1	
Tinnevely	929,338	977,976	1,907,314	103,639	32,225	135,864	109,943	35,274	145,217	11.2	3.3	7.1	11.8	3.6	7.6	
Coimbatore	1,106,171	1,113,677	2,219,848	79,808	18,914	98,722	86,213	20,975	106,188	7.2	1.7	4.4	7.7	1.9	4.8	
Salem	1,051,025	1,061,009	2,112,034	60,851	12,748	73,099	64,911	14,193	78,204	5.7	1.2	3.4	6.1	1.3	3.7	
The Nilgiris	67,018	59,501	126,519	9,261	3,402	12,663	9,697	3,654	13,351	13.8	5.7	10.0	14.5	6.1	10.6	
Malabar	1,510,732	1,588,139	3,098,871	229,207	102,204	331,411	240,990	114,514	355,504	15.2	6.4	10.8	16.0	7.2	11.5	
South Kanara	606,280	641,088	1,247,368	73,882	27,313	101,195	77,839	29,362	107,201	12.2	4.3	8.1	12.8	4.6	8.6	
Agency	Ganjām	185,889	167,009	352,898	12,338	850	13,188	12,850	1,063	13,913	7.4	0.5	3.9	7.7	0.6	4.2
	Vizagapatam	481,266	479,089	960,355	11,666	1,290	12,956	11,301	1,504	12,805	2.4	0.3	1.3	2.3	0.3	1.3
	Godāvāri, East.	101,738	101,367	203,105	5,236	1,693	6,929	4,910	1,622	6,532	5.1	1.6	3.4	4.8	1.6	3.2
Total	20,870,749	21,448,236	42,318,985	2,070,109	590,563	2,660,672	2,152,311	640,545	2,792,756	9.9	2.8	6.2	10.3	3.0	6.6	

SUPPLEMENTAL STATISTICS

(4)—Scholars according to classes of the community.

Classes of the community.	Population (census of 1921).		Scholars.				Percentage.				
	Males.	Females.	1927-28.		1928-29.		1927-28.		1928-29.		
			Males.	Females.	Males.	Females.	Males.	Females.	Males.	Females.	
Europeans and Anglo-Indians ...	17,801	16,968	5,138	5,068	5,097	5,111	29.7	29.9	29.5	30.1	
Indian Christians ...	656,746	670,469	128,123	74,557	127,792	75,689	19.5	11.1	19.5	11.3	
Muhammadans ...	1,404,000	1,436,488	219,683	68,834	228,435	77,513	15.6	4.8	16.3	5.4	
Hindus.	Brahmans ...	731,079	732,156	153,277	62,288	157,101	65,242	20.9	8.5	21.5	8.9
	Non-Brahman Caste Hindus ...	14,631,123	15,044,580	1,319,193	328,398	1,365,037	357,085	9.0	2.2	9.3	2.4
	Depressed classes ...	3,125,900	3,246,174	222,704	47,240	246,152	56,245	7.1	1.5	7.9	1.7
Buddhists ...	720	496	83	56	34	39	11.5	11.3	4.9	7.9	
Parsis ...	269	280	69	64	65	64	25.7	24.6	24.2	24.6	
Aborigines ...	289,831	288,567	20,798	1,798	19,813	1,954	7.2	0.6	6.8	0.7	
Others ...	13,780	12,078	1,041	2,260	2,685	1,803	7.6	18.7	19.5	13.3	
Total ...	20,870,749	21,448,236	2,070,109	590,563	2,152,211	640,645	9.9	2.8	10.3	3.0	

(:)-Distribution of scholars (1) according to classes of the community, (2) according

Classes of institutions.	Total of scholars.	Classification of scholars according to the classes of the								
		Europeans and Anglo-Indians.	Indian Christians.	Hindus.			Aborigines.	Criminal tribes.	Muhammadans.	
				Brahmans.	Non-Brahman Caste Hindus.	Depressed classes (Adi-Dravidas, Adi-Andhras and other kindred classes).				
PUBLIC INSTITUTIONS.										
<i>University Education.</i>										
Arts colleges for men	Men ...	12,832	46	1,037	7,180	4,073	62	...	4	422
	Women.	112	2	48	27	85
Arts colleges for women.	Men
	Women.	376	29	208	43	84	1	9
Oriental colleges	Men ...	498	338	113	42
	Women.	2	2
Professional colleges for men.	Men ...	2,250	8	182	1,246	746	66
	Women.	74	11	21	22	19
Professional colleges for women.	Men
	Women.	56	10	24	9	13
<i>School Education, General.</i>										
Indians—										
Secondary schools for boys.	Boys ...	166,731	249	14,962	53,862	83,929	3,020	273	491	10,329
	Girls ...	3,113	3	829	799	1,309	49	...	112	9
Secondary schools for girls.	Boys ...	402	8	109	96	175	6	8
	Girls ...	14,154	102	6,916	2,137	4,369	228	13	...	364
Elementary schools for boys.	Boys ...	1,875,639	177	103,894	83,222	1,240,491	218,359	18,168	15,560	193,311
	Girls ...	318,156	13	37,131	25,606	166,211	41,030	1,439	2,661	43,579
Elementary schools for girls.	Boys ...	13,813	29	2,197	733	8,560	1,221	25	47	961
	Girls ...	250,865	91	26,667	35,376	181,858	9,698	382	847	24,630
Europeans—										
High schools for boys.	Boys ...	2,432	2,155	144	15	104	7	1	...	21
	Girls ...	113	112	1
High schools for girls.	Boys ...	443	351	24	17	34	6
	Girls ...	2,369	2,047	134	58	77	1	11
Middle schools for boys.	Boys ...	938	763	79	19	63	12
	Girls ...	457	401	33	14	7	1
Middle schools for girls.	Boys ...	509	395	31	20	42	15
	Girls ...	1,479	1,280	57	28	91	7
Primary schools for boys.	Boys ...	628	573	24	3	23	4
	Girls ...	438	465	11	5	6	1
Primary schools for girls.	Boys ...	198	195	...	1	1
	Girls ...	302	236	2	6	6	2
<i>School Education, Special.</i>										
Indians—										
Training schools for masters.	Men ...	11,006	2	1,819	3,496	4,255	616	90	15	714
	Women.	6	...	3	...	2	1
Training schools for mistresses.	Men
	Women.	2,379	33	1,470	129	542	57	147

NOTE.—The difference of 219 in the distribution of scholars according to wealth and also in the relating to these columns not having been furnished on behalf of the Veterinary College, Madras, and the

SUPPLEMENTAL STATISTICS

to wealth condition, and (3) according to the occupation of parents or guardians.

community.				Scholars according to wealth.			Scholars according to the occupation of parents or guardians.							
Buddhists.	Paria.	Sikhs.	Others.	Richer classes.	Middle classes.	Poorer classes.	Officials.	Petty officials.	Traders.	Landholders.	Artisans.	Coolies.	Mendicants.	Others.
2	8		3	1,001	9,437	2,394	3,521	2,338	1,323	4,786	108	53	21	782
...	12	72	28	57	18	4	22	1	...	1	9
...
...	2	51	300	25	273	12	20	51	2	18
...	3	104	386	7	49	12	304	10	45	8	58
...	2	2
...	1	...	1	115	1,737	179	877	67	127	735	2	223
...	1	2	72	...	36	...	6	6	26
...
...	0	45	5	26	4	5	4	17
12	6	8	90	7,787	108,311	50,883	30,166	27,282	28,355	59,182	5,067	8,223	850	7,656
1	2	210	1,948	956	997	578	360	807	48	220	9	94
...	32	294	76	178	87	40	42	12	16	9	18
4	7	...	14	883	9,250	4,021	4,553	3,606	1,944	1,825	379	692	276	1,079
15	4	...	2,488	9,688	212,727	1,846,294	29,570	87,827	195,463	583,038	211,800	713,018	17,519	37,454
1	495	2,386	39,392	276,378	5,526	18,176	33,244	85,959	33,375	129,602	2,573	9,001
...	38	128	1,765	11,929	725	1,290	1,825	1,303	2,024	5,710	108	833
32	25	...	1,057	4,826	60,751	215,288	20,318	23,404	50,045	54,002	35,778	70,844	1,629	14,846
...	31	3	1	247	1,583	652	1,079	527	171	120	141	...	32	412
...	2	68	43	14	3	8	...	1	87
...	9	...	2	67	293	83	235	80	31	8	8	...	12	71
...	36	...	5	334	1,413	622	1,430	220	150	60	48	3	189	269
...	2	28	485	425	207	210	30	3	214	...	39	235
...	1	8	239	210	81	141	3	...	121	111
1	5	53	320	136	211	90	25	8	148	...	6	21
1	15	101	658	720	518	323	39	40	204	...	186	169
...	1	1	275	352	143	281	11	3	55	132
...	217	271	109	244	2	1	43	89
...	1	6	164	28	79	25	102	1
...	11	239	52	117	32	142	11
1	1	116	3,280	7,613	608	2,200	732	5,479	274	1,187	73	456
...	2	4	...	2	3	...	1
...
...	1	13	999	1,367	358	855	225	859	75	224	19	264

distribution of scholars according to the occupation of parents or guardians is due to the particulars Agricultural College, Coimbatore.

(5)—Distribution of scholars (1) according to classes of the community, (2) according

Classes of institutions.	Total of scholars.	Classification of scholars according to the classes of the								
		Europeans and Anglo-Indians.	Indian Christians.	Hindus.			Aborigines.	Criminal tribes.	Muhammadians.	
				Brahmans.	Non-Brahman Caste Hindus.	Depressed classes (Ahi-Dravidas, Ahi-Andhras and other kindred classes).				
PUBLIC INSTITUTIONS—cont.										
<i>School Education, Special—cont.</i>										
Europeans—										
Training schools for mistresses.	{ Men ... Women.	40	40	
Indians—										
Other special schools (including industrial schools).	{ Boys ... Girls ...	8,599 1,868	146 111	1,670 1,422	1,861 37	3,609 167	571 37	12 6	132 91	587 3
Europeans—										
Other special schools (including industrial schools).	{ Boys ... Girls ...	90	75	15	
Total of public institutions.	{ Male scholars. Female scholars.	2,097,016 626,497	5,097 5,111	126,172 74,992	151,609 64,296	1,346,218 354,788	223,862 51,302	18,569 1,840	16,249 3,701	206,498 68,763
PRIVATE INSTITUTIONS.										
<i>(i) Those which do not teach any part of the Secondary or Elementary course but are recognised.</i>										
Advanced schools teaching—										
Sanskrit for boys	{ Boys. Girls.	1,986 145	...	34 13	1,287 55	586 71	35 1	7 3
Sanskrit for girls	{ Boys. Girls.	274	7
Arabic or Persian for boys.	{ Boys. Girls.
Arabic or Persian for girls.	{ Boys. Girls.
Elementary schools teaching Sanskrit for boys.	{ Boys. Girls.	2,562 426	...	3	1,690 248	785 168	58 8	26 2
Elementary schools teaching Sanskrit for girls.	{ Boys. Girls.	8 285	8 196	...	87
Other schools not conforming to departmental standards for boys.	{ Boys. Girls.	31	6	25

(5)—Distribution of scholars (1) according to classes of the community, (2) according

Classes of institutions.	Total of scholars.	Classification of scholars according to the classes of the							
		Europeans and Anglo-Indians.	Indian Christians.	Hindus.			Aborigines.	Criminal tribes.	Muhammedans.
				Brahmans.	Non-Brahman Caste Hindus.	Depressed classes (Adi-Dravidas and other kindred classes).			
PRIVATE INSTITUTIONS—cont.									
<i>(ii) Those which are not recognised and teach no part of the Secondary or Elementary course.</i>									
Advanced schools teaching—									
Arabic or Persian for boys.	Boys. 8,350	8,350
	Girls. 302	302
Arabic or Persian for girls.	Boys.
	Girls.
Sanskrit for boys ...	Boys. 1,576	1,570	6
	Girls. 15	15
Elementary schools teaching—									
A vernacular only for boys.	Boys. 17,595	...	895	568	10,005	3,171	1,237	33	1,688
	Girls. 2,132	...	364	66	710	513	75	...	404
A vernacular only for girls.	Boys. 58	...	19	...	15	26
	Girls. 879	...	79	46	427	152	175
The Quran for boys ...	Boys. 11,693	255	11,438
	Girls. 7,624	90	7,534
The Quran for girls ...	Boys.
	Girls.
Other schools not conforming to departmental standards for boys.	Boys. 11,330	...	669	365	7,144	2,717	7	...	422
	Girls. 1,482	...	241	39	592	483	122
Other schools not conforming to departmental standards for girls.	Boys. 6	6
	Girls. 477	5	145	80	39	...	208
Total of private institutions.	Boys. 55,95	...	1,620	5,492	18,819	6,007	1,244	34	21,937
	Girls. 14,048	...	697	946	2,297	1,242	114	...	8,750
Total of public and private institutions.	Boys. 2,152,211	5,097	127,792	167,101	1,365,037	229,669	19,813	16,283	228,435
	Girls. 640,545	5,111	75,689	65,242	357,085	52,544	1,954	3,701	77,513
Grand total, 1928-29 ...	2,792,756	10,208	203,481	222,343	1,722,122	282,413	21,767	19,984	305,948
Grand total, 1927-28 ...	2,860,672	10,306	202,680	215,565	1,647,591	250,774	22,596	19,170	288,517

SUPPLEMENTAL STATISTICS

to wealth condition, and (3) according to the occupation of parents or guardians—cont.

community.				Scholars according to wealth.			Scholars according to the occupation of parents or guardians.								
Buddhists.	Parsis.	Sikhs.	Others.	Richer classes.	Middle classes.	Poorer classes.	Officials.	Petty officials.	Traders.	Landholders.	Artisans.	Coolies.	Mendicants.	Others.	
...	637	2,093	5,630	10	25	2,566	1,961	45	3,484	170	89	
...	5	87	210	...	2	146	80	7	67	
...	
...	2	151	1,428	2	80	41	1,033	4	43	296	127	
...	3	12	15	
...	37	1,180	16,378	36	240	1,128	5,112	1,510	9,263	234	73	
...	9	146	1,983	15	52	110	413	128	1,385	19	...	
...	58	58	
...	5	103	771	8	18	180	134	39	426	17	57	
...	383	2,421	8,859	...	59	3,334	2,686	498	4,881	87	238	
...	272	1,537	5,815	...	7	1,694	1,393	248	3,782	78	422	
...	
...	
3	2	19	829	10,482	62	240	760	3,319	890	5,765	135	59	
...	2	71	1,409	11	72	99	184	96	989	29	2	
...	6	...	1	5	
...	62	415	30	79	38	40	23	204	...	63	
3	39	1,127	8,171	45,897	203	891	8,241	16,358	3,095	23,869	999	1,520	
...	2	317	2,400	11,381	185	344	2,372	2,764	577	6,924	148	784	
34	65	14	2,671	20,486	358,977	1,772,649	68,864	124,276	287,160	672,742	234,377	753,952	19,959	50,662	
39	64	25	1,578	9,171	118,473	512,901	34,893	58,201	88,513	145,874	71,345	208,428	5,243	26,995	
73	129	39	4,249	29,637	477,450	2,285,450	103,750	182,477	325,673	818,616	295,722	983,440	25,202	77,657	
139	133	14	3,287	32,535	503,497	2,124,448	78,572	163,211	306,214	972,102	217,298	837,056	30,687	55,340	

(6)—Percentage of male scholars of the different sections of the population at each stage of instruction to the total number of scholars at the respective stages.

		Europeans and Anglo-Indians.	Indian Christians.	Depressed classes (Ādi-Drāvidas, Ādi-Andhras and other kindred classes).	Muhammadans.	Brahmans.	Non-Brahman Caste Hindus.	Others.
Arts colleges.	Indians ...	0·3	7·8	0·5	3·4	56·4	31·6	0·0
Secondary schools.	{ Indians ...	0·1	9·0	2·1	6·1	31·9	50·7	0·1
	{ Europeans ...	83·5	6·3	0·2	1·2	1·6	5·5	1·7
Elementary schools	5·6	12·4	10·3	4·3	66·2	1·2
European primary schools	...	93·0	2·9	...	0·5	0·5	2·9	0·2
Professional colleges and special schools	0·8	16·8	6·0	6·2	30·3	39·3	0·6

(7)—The number at each stage of instruction in public institutions out of every thousand male scholars belonging to the main sections of the population.

		Arts colleges for Indians.	Arts colleges for Europeans.	Secondary schools for Indians.	Secondary schools for Europeans.	Elementary schools.	European primary schools.	Professional colleges and special schools.
Europeans and Anglo-Indians ...		9	...	50	719	40	151	31
Indian Christians		8	...	119	2	841	...	30
Muhammadans		2	...	43	...	948	...	7
Hindus.	{ Brahmans	49	...	353	...	553	...	45
	{ Non-Brahman Caste Hindus.	3	...	62	...	927	...	8
	{ Depressed classes (Ādi-Drāvidas, Ādi-Andhras and other kindred classes)	15	...	977	...	8

(8)→Scholars according to the languages studied.

Languages.	1927-28.				1928-29.			
	Public institutions.		Private institutions.		Public institutions.		Private institutions.	
	Boys.	Girls.	Boys.	Girls.	Boys.	Girls.	Boys.	Girls.
(i) <i>English</i>	319,237	51,814	482	...	334,115	56,591	680	76
Total ...	319,237	51,814	482	...	334,115	56,591	680	76
(ii) <i>Classical languages</i> —								
<i>French</i>	361	827	412	779
<i>Latin</i>	555	22	656	27
<i>Greek</i>	1	5
<i>Arabic</i>	63,822	29,479	18,228	7,559	71,511	34,828	19,608	8,056
<i>Persian</i>	258	3	281	5	147	10
<i>Sanskrit</i>	22,069	2,320	1,871	21	23,960	1,873	1,820	36
Total ...	87,066	32,651	20,099	7,590	95,825	37,512	21,575	8,102
(iii) <i>Vernacular languages</i> —								
<i>Tamil</i>	893,041	210,816	16,875	798	949,155	232,863	13,504	1,185
<i>Telugu</i>	666,368	194,025	18,557	3,950	695,296	210,617	12,378	3,126
<i>Malayalam</i>	223,979	99,801	233,614	111,295	256	90
<i>Kanarese</i>	86,049	25,389	579	176	92,350	28,338	630	86
<i>Hindustani</i>	65,289	33,502	3,797	1,137	60,024	29,455	2,183	1,012
<i>Oriya</i>	65,453	7,423	2,335	70	65,742	8,192	3,082	181
<i>Tulu</i>	729	170	158	24
<i>Marathi</i>	266	41	302	321
<i>Konkani</i>	586	893	52
Total ...	2,001,760	572,060	42,143	6,131	2,096,693	621,105	31,532	5,680

(9)—Number of scholars unprotected from smallpox.

Institutions.	1927-28.		1928-29.	
	Boys.	Girls.	Boys.	Girls.
Arts colleges, Indians	25	...	30	...
Oriental colleges
Secondary schools, Indians	101	14	61	2
Do. Europeans	5
Elementary schools	9,353	3,473	8,107	3,356
European primary schools	26	12	11	11
Special schools, Indians	9	1
Total	9,519	3,490	8,209	3,370

(10)—Number of aided and unaided institutions under mission and non-mission agencies.

Classes of institutions.	Aided				Unaided			
	Mission.		Non-mission.		Mission.		Non-mission.	
	Schools.	Pupils.	Schools.	Pupils.	Schools.	Pupils.	Schools.	Pupils.
Arts colleges for men (for Indians)	14	5,662	16	4,413
Arts colleges for women (for Indians)	4	215
Professional colleges for men
Do. for women	1	17
Oriental colleges	17	397	2	39
Secondary schools for Indians for	Boys ... 101	38,626	167	63,736	3	420	4	586
Elementary schools for Indians for	Girls ... 40	8,582	2	384	1	51
High schools for Europeans for	Boys ... 7,118	256,247	23,557	843,005	214	5,681	1,814	52,174
Middle schools for Europeans for	Girls ... 601	58,339	902	50,218	10	289	75	3,319
Primary schools for Europeans for	Boys ... 8	1,643	5	952
Training schools for masters (Indians)	Girls ... 15	2,202	4	610
Training schools for mistresses for	Boys ... 7	1,040	3	355
Other special schools for	Girls ... 15	1,805	3	183
	Boys ... 6	707	6	409
	Girls ... 2	173	6	227	1	100
	Indians ... 19	1,779	4	311
	Euro-peans ... 20	1,007	1	49
	Indians ... 1	33	1	7
	Euro-peans ... 58	3,513	23	1,355	41	1,091
	Indians ... 1	72	1	18
Total, 1928-29	8,031	379,662	24,717	1,066,679	228	6,441	1,937	57,309
Total, 1927-28	7,982	361,645	23,866	1,016,085	259	7,519	2,061	59,432

(11)—Relative extent of education in municipal and non-municipal areas.

Classes of institutions.	In municipal areas.		In non-municipal areas.	
	Institutions.	Scholars.	Institutions.	Scholars.
Arts colleges for men (for Indians)	38	12,565	2	379
Do. for women (for Indians)	5	376
Oriental colleges (for Indians)	11	287	9	208
Professional colleges for men (for Indians)	8	1,867	1	457
Do. for women (for Indians)	2	58
Secondary schools for Indians for { Boys	312	104,921	609	77,805
{ Girls	59	13,589	10	1,251
High schools for Europeans for { Boys	9	1,776	4	819
{ Girls	16	2,332	3	480
Middle schools for Europeans for { Boys	8	1,248	2	147
{ Girls	12	1,447	5	541
Elementary schools for Indians for { Boys	2,765	232,256	49,096	2,015,956
{ Girls	823	89,673	3,960	206,718
Primary schools for Europeans for { Boys	8	902	4	314
{ Girls	5	235	4	265
Training schools for Indians for { Masters	62	8,580	30	2,495
{ Mistresses	45	2,211	5	168
Do. for Europeans for Mistresses	2	40
Other special schools for Indians	122	8,871	33	1,594
Do. for Europeans	2	90
Total, 1923-29	4,314	483,269	53,777	2,308,487
Total, 1927-28	4,197	455,898	52,071	2,204,974

(12)—Statement showing the number of schools and scholars (public and private) in municipalities on the 31st March 1929.

Serial number.	Municipalities.	Population as per census of 1921.		Colleges and secondary schools.			Elementary schools.			Schools for Europeans, special and private schools.			Total.		
		Males.	Females.	Schools.	Boys.	Girls.	Schools.	Boys.	Girls.	Schools.	Boys.	Girls.	Schools.	Boys.	Girls.
1	Berhampur ...	16,001	16,730	5	1,231	90	35	1,517	639	8	188	6	43	2,936	744
2	Parlakimedi ...	8,818	9,901	3	778	...	22	1,192	427	4	143	7	29	2,113	434
3	Chicacole ...	7,695	8,603	1	567	6	29	1,242	650	2	129	2	82	1,937	658
4	Vizagapatam ...	22,153	22,558	4	1,471	185	47	2,576	1,423	10	664	206	61	4,711	1,761
5	Vizianagram ...	19,381	19,918	6	2,310	13	69	3,253	1,456	3	94	...	78	5,657	1,469
6	Anakapalle ...	10,088	10,272	1	383	2	22	1,126	460	23	1,509	462
7	Bimlipatam ...	3,424	4,071	1	164	6	12	513	230	1	157	1	15	834	237
8	Rajahmundry ...	26,758	27,033	9	2,369	175	94	4,148	1,829	8	557	117	111	7,074	2,121
9	Cocanada ...	26,348	27,002	4	2,073	66	63	2,794	1,797	6	242	162	78	5,109	2,026
10	Poddapuram ...	7,201	7,419	1	523	3	21	768	485	1	30	13	23	1,320	501
11	Ellore ...	22,630	23,232	2	1,187	26	51	2,164	1,243	8	582	60	61	3,933	1,329
12	Palacole ...	7,263	7,272	1	482	...	22	897	895	23	1,379	885
13	Bezavada ...	23,107	21,052	4	1,790	19	76	2,531	1,447	2	136	98	82	4,457	1,664
14	Masnlipatam ...	21,878	22,062	7	2,263	166	61	3,071	1,848	7	496	52	75	5,830	2,066
16	Guntur ...	24,337	23,847	6	2,447	307	77	2,718	1,591	14	528	164	97	5,693	2,362
16	Tenali ...	12,065	11,165	2	696	2	31	1,228	766	3	94	7	36	2,018	775
17	Chirala ...	7,706	7,618	1	280	...	24	1,186	642	25	1,466	642
18	Ongole ...	7,049	7,227	3	646	10	47	1,599	1,007	5	192	61	55	2,437	1,078
19	Narasaraopet ...	5,769	5,589	1	454	...	23	1,134	543	2	137	16	26	1,725	559
20	Kurnool ...	13,544	14,064	5	1,056	117	49	2,084	1,012	3	156	18	57	3,296	1,147
21	Nandyal ...	9,194	8,930	2	509	3	31	942	496	2	118	...	35	1,589	499
22	Bellary ...	21,113	18,729	4	1,259	174	50	2,010	983	9	411	340	63	3,680	1,497
23	Adoni ...	15,561	14,671	1	509	6	42	1,705	559	43	2,214	565
24	Hospet ...	9,132	9,205	1	330	4	29	1,218	201	4	129	7	34	1,677	212
25	Hindupur ...	6,740	5,718	1	202	3	21	920	448	22	1,122	451
26	Anantapur ...	6,077	5,375	3	809	138	23	1,161	415	4	202	33	32	2,172	586
27	Tadpatri ...	5,605	5,688	1	190	...	12	576	242	13	776	242
28	Cuddapah ...	9,866	9,651	3	646	126	51	1,618	624	1	27	...	55	2,291	750
29	Proddatūr ...	8,105	7,801	1	262	1	37	1,023	413	38	1,285	414
30	Nellore ...	17,769	18,094	10	1,842	262	68	2,459	1,849	5	287	180	78	4,398	2,291

REPORT ON PUBLIC INSTRUCTION IN THE
MADRAS PRESIDENCY FOR THE YEAR
1928-29, VOLUME II.

TABLE OF CONTENTS.

PART I.

SUPPLEMENTAL STATISTICS, 1928-29.

GENERAL STATISTICS.

GENERAL SUMMARY.

NO.	PAGE
1. General statistics of institutions and scholars	1-2
2. Institutions and scholars by districts	3
3. Education in relation to population	4
4. Scholars according to classes of the community	5
5. Distribution of scholars (1) according to classes of the community, (2) according to wealth condition, and (3) according to the occupa- tion of parents or guardians	6-11
6. Percentages of male scholars of the different sections of the popula- tion at each stage of instruction to the total number of scholars at the respective stages	12
7. The number at each stage of instruction in public institutions out of every thousand male scholars belonging to the main sections of the population	12
8. Scholars according to the languages studied	13
9. Number of scholars unprotected from smallpox	14
10. Number of aided and unaided institutions under mission and non- mission agencies	14
11. Relative extent of education in municipal and non-municipal areas.	15
12. Statement showing the number of schools and scholars (public and private) in municipalities	16-18
13. Scholars by classes and ages	19
14. Comparative statement showing the total expenditure on education for the last three years	20
15. General statistics of receipts and charges	22-27
16. Statement showing percentages of expenditure under each head to total expenditure on public schools	28
17. Provincial charges and receipts	29
18. General statistics of receipts and charges of local boards	30
19. General statistics of receipts and charges of municipal boards	30

NO.	PAGE
20. Distribution of direct expenditure among the different classes of institutions	31
21. Expenditure on educational property	32-34
22. Distribution of expenditure from Provincial, Local and Municipal funds on secondary, elementary and primary schools	35
23. Proportion of expenditure under the various heads of education met from public and private funds	35
24. Average cost of education and average fee per head in public institutions for general education for boys	36
25. School fees	37-38
26. Proportion of fee income to total direct expenditure	39
27. Scholarships	40
28. Grants-in-aid to institutions under private management	40
29. Grants-in-aid from Provincial funds	41
30. Grants-in-aid from District and Municipal funds	42
31. Distribution of Provincial grants-in-aid by districts	42

SECONDARY EDUCATION—BOYS.

INDIAN SCHOOLS.

32. Number and strength of public secondary schools for boys	43
33. Number and strength of Indian secondary schools for boys on 31st March 1929 according to the degree of completeness	43
34. Statement showing the proportion of pupils in Indian secondary schools for boys who come from outside the towns in which secondary schools are situated to the total number on rolls	44
35. Male pupils in public secondary schools	45

ELEMENTARY EDUCATION—BOYS.

INDIAN SCHOOLS.

36. Public elementary schools for boys according to management	46
37. Details of Government elementary schools for boys	46
38. Public elementary night schools for boys according to management.	47
39. Male pupils in public elementary schools	47
40. Extension of elementary education	48
41. Statement showing particulars of aided elementary schools for boys managed by teacher-managers	49
42. Number of elementary schools for boys	50
43. Statement showing the number of part-time and night schools for boys	51
44. Statement showing the number of elementary school buildings (boys' schools) constructed during the year	52
45. Statement showing the number of teachers, the percentage of trained teachers to the total number in each district, the number of pupils per trained teacher and the number of pupils per teacher in elementary schools for boys	53

SPECIAL EDUCATION.

46. Statement showing the number of students studying each subject of the technical, art, industrial and commercial group	54
47. Training schools for masters	56-61
48. Training schools for mistresses	62-65

TABLE OF CONTENTS

NO.	PAGE
49. Medical schools (under the control of the Surgeon-General with the Government of Madras)	66
50-a. Technical, industrial, or art schools and classes on the 31st March 1929 (schools under the control of other departments) ...	68-77
50-b. Technical, industrial, or art schools or classes on the 31st March 1929 (schools under the control of Director of Public Instruction).	78-87
50-c. Technical, industrial, or art schools or classes on the 31st March 1929 (manual or vocational training classes attached to schools for general or special education)	88-103
51. Sessional schools at work during 1928-29	104
52. Oriental title examinations	105

WOMEN'S EDUCATION.

INDIAN SCHOOLS.

53. Number and strength of Indian girls' schools (both public and private)	106
54. Scholars in Indian schools (public and private) under instruction and girls in public elementary schools... ..	107
55. Number and strength of arts colleges for Indian women	108
56. Number of girls in Indian secondary schools	108
57. Public elementary schools for girls	109
58. Number of elementary schools for girls	109
58-a. Public Elementary Night Schools for girls according to management... ..	110
59. Home education classes under zenana agencies	110
60. Statement showing particulars of aided elementary schools for girls managed by teacher-managers	111
61. Statement showing the number of elementary school buildings (girls' schools) constructed during the year	112
62. Statement showing the number of part-time and night schools for girls	112
63. Statement showing the number of teachers, the percentage of trained teachers to the total number in each district, the number of pupils per trained teacher and the number of pupils per teacher in elementary schools for girls	113
64. Expenditure on Indian schools for girls (secondary and elementary)	114

EUROPEAN EDUCATION.

65. Institutions chiefly intended for Europeans	114
66. Railway schools	115
67. European scholars in public schools in the different classes of institutions	115
68. Qualifications of teachers employed in European schools for general education	116
69. Expenditure on European schools	116

MUHAMMADAN EDUCATION.

70. Institutions chiefly intended for Muhammadans	117
71. Distribution of Muhammadan pupils (public and private) in all schools by districts	118
72. Institutions intended for Mappillas	119
73. Muhammadan scholars in public schools in the different classes of institutions	119

NO.	PAGE
74. Statement showing the percentage of Muhammadan scholars to the total number of scholars in each of the secondary stages of school education... ..	120
75. Expenditure on Muhammadan and Mappilla schools	120

ĀDI-DRĀVIDA *cum* ĀDI-ĀNDHRA EDUCATION.

76. Institutions chiefly intended for Ādi-Drāvidas <i>cum</i> Ādi-Āndhras ...	121
77. Ādi-Drāvida <i>cum</i> Ādi-Āndhra scholars in public schools in the different classes of institutions	122
78. Expenditure on Ādi-Drāvida <i>cum</i> Ādi-Āndhra schools	122

EDUCATION OF THE ABORIGINAL, HILL AND CRIMINAL TRIBES.

79. Number and strength of schools for general education (elementary schools only)	123
80. Expenditure on schools for the aboriginal, hill and criminal tribes.	123

PRIVATE INSTITUTIONS.

81. Statement showing particulars of Maktabas, Mulla schools, Tols, Patusalas and Kyaung schools during the year 1928-29	124
82. Number and strength of indigenous and other private institutions which do not teach any part of the secondary or elementary course but are recognized	125
83. Number and strength of indigenous and other private institutions which are not recognized and teach no part of the secondary or elementary course	126-127

MISCELLANEOUS.

84. Number of scholars (public and private) in the different stages of instruction	128
85. Physical education	129
86. School accommodation	130-131
87. Libraries	132
88. Hostels or boarding houses	132
89. Number of boarders in approved hostels according to classes of community	133
90. Expenditure on hostels (boarding charges only)	133
91. Do. (capital expenditure only)	134
92. Statement showing details of Government scholarships awarded in 1928-29	135-136
93. Qualifications of teachers in public schools for general education for Indians	137
94. Educational associations and reading-rooms	138

31	Madras	276,107	250,804	53	20,704	3,814	425	37,885	23,978	85	6,404	2,633	563	64,493	20,425
32	Conjeeveram	30,714	30,662	4	1,898	14	60	8,582	1,850	8	89	54	72	6,579	1,918
33	Saidapet	13,947	13,457	2	721	44	25	1,447	708	8	176	...	30	2,344	752
34	Chingleput	6,137	5,626	2	959	28	20	1,317	748	3	562	66	25	2,838	832
35	Vellore	24,809	25,311	5	2,148	333	72	4,106	1,731	11	484	173	88	6,732	2,337
36	Gudiyattam	11,201	11,602	1	420	...	26	1,509	732	1	...	26	28	1,938	758
37	Tiruvannāmalai	10,847	11,065	3	704	26	27	1,781	737	2	46	...	35	2,531	763
38	Vāniyambādi	9,283	10,807	2	509	...	19	1,089	537	21	1,548	537
39	Tiruppattūr	7,992	8,283	1	416	13	16	1,127	514	1	21	...	18	1,564	527
40	Walajapet	4,980	5,033	1	525	1	11	542	303	2	40	15	14	1,107	319
41	Chittoor	8,942	8,999	2	693	234	28	1,185	895	2	209	44	32	2,087	1,173
42	Tirupati	8,831	8,803	3	643	...	17	914	442	8	278	7	23	1,833	449
43	Cuddalore	25,079	25,448	7	2,105	181	53	2,610	1,520	8	285	91	73	5,000	1,792
44	Chidambaram	11,214	11,287	6	1,693	6	25	1,689	1,007	10	435	...	41	3,717	1,013
45	Villupuram	9,046	8,877	1	601	...	19	923	625	2	202	48	22	1,726	673
46	Kumbakonam	29,626	31,074	5	2,028	2	57	4,072	1,976	9	545	...	71	6,645	1,978
47	Tanjore	29,358	30,560	5	2,061	394	65	3,776	2,424	10	1,059	151	80	7,490	2,969
48	Negapatam	26,321	27,695	3	1,834	13	42	2,221	1,356	6	306	35	51	4,361	1,404
49	Māyavaram	14,007	14,610	4	1,259	141	37	1,923	978	13	278	48	54	3,459	1,167
50	Tiruvārūr	12,309	11,815	1	752	8	24	1,105	484	5	128	38	30	1,988	530
51	Mannārgudi	10,808	10,828	6	1,211	33	25	1,367	603	3	58	...	34	2,636	636
52	Trichinopoly	60,574	59,848	15	5,988	845	101	7,043	3,736	23	1,235	599	139	14,246	5,180
53	Srirangam	11,139	12,014	1	659	6	21	920	589	8	150	...	30	1,729	595
54	Karūr	9,155	9,094	1	668	...	24	1,245	912	5	99	25	80	2,007	937
55	Madura	70,289	68,605	11	4,840	490	129	9,527	4,588	19	474	426	159	14,841	5,504
56	Dindigul	15,809	15,113	2	851	...	34	3,765	1,337	5	305	36	41	4,921	1,373
57	Bōdinayakkantūr	9,767	10,574	1	579	...	25	1,320	321	26	1,899	321
58	Palni	8,519	8,982	1	367	14	16	889	410	17	1,266	424
59	Periyakulam	7,844	8,634	1	378	7	16	1,231	582	1	...	28	20	1,609	612
60	Kodakāñal	2,268	2,016	3	213	108	1	26	65	4	241	173
61	Srivilliputtūr	15,437	15,758	2	595	4	38	1,931	648	3	174	...	43	2,700	652
62	Karāikudi	7,228	8,127	1	196	...	8	416	292	4	41	...	18	658	292
63	Virūdunagar	10,799	11,022	1	425	...	23	2,272	810	2	42	...	28	2,789	810
64	Sivakāsi	7,027	7,590	1	856	34	11	555	448	12	1,411	482
65	Tinnevely	26,563	27,220	5	1,535	15	53	2,946	1,360	5	287	32	63	4,768	1,407
66	Palamcottah	22,246	24,397	8	2,149	592	43	2,178	1,417	6	259	154	57	4,616	2,163
67	Tuticōrin	22,781	21,741	5	1,036	116	36	3,110	2,356	3	8	174	44	4,153	2,846
68	Coimbatore	33,417	32,371	9	2,575	713	82	5,956	2,194	11	663	320	102	9,194	3,227
69	Erode	11,481	11,430	2	1,089	20	29	2,250	1,269	9	337	174	40	3,676	1,483
70	Dhārāpuram	7,903	8,221	1	512	11	26	1,325	521	3	54	16	80	1,891	548
71	Pollachi	6,241	5,634	1	445	1	12	943	543	13	1,429	544

(12)—Statement showing the number of schools and scholars (public and private) in municipalities on the 31st March 1929—cont.

Serial number.	Municipalities.	Population as per census of 1921.		Colleges and secondary schools.			Elementary schools.			Schools for Europeans, special and private schools.			Total.		
		Males	Females.	Schools.	Boys.	Girls.	Schools.	Boys.	Girls.	Schools.	Boys.	Girls.	Schools.	Boys.	Girls.
72	Tiruppur	5,846	5,011	1	627	28	19	1,219	501	20	1,846	529
73	Udamalpet	5,177	5,059	1	490	28	13	576	407	1	17	...	15	1,082	435
74	Salem	26,418	25,826	5	1,805	251	78	6,284	2,403	4	251	66	87	8,340	2,720
75	Ootacamund	10,217	9,250	2	746	110	32	1,785	965	5	132	206	39	2,663	1,281
76	Coonoor	6,459	5,756	1	254	...	14	729	416	6	251	353	21	1,234	769
77	Calicut	42,527	39,807	11	2,683	785	67	5,434	2,984	25	1,171	623	108	9,288	4,392
78	Palghat	22,619	22,868	7	1,777	208	37	2,608	1,244	3	308	...	47	4,688	1,452
79	Gannanore	13,159	14,546	3	939	548	30	1,916	1,078	22	822	385	55	3,077	2,011
80	Tellicherry	13,090	14,486	6	1,531	511	42	2,296	1,664	24	732	202	72	4,559	2,377
81	Cochin	11,222	9,416	2	508	184	23	2,372	1,290	2	64	183	27	2,944	1,607
82	Mangalore	28,204	25,673	17	5,018	2,128	50	4,252	2,528	9	540	167	76	9,805	4,818
	Total, 1928-29 ...	1,535,531	1,508,676	339	116,005	14,748	3,472	206,541	110,999	503	25,778	9,198	4,314	348,324	134,945
	Total, 1927-28	325	111,771	13,268	3,257	185,455	96,175	524	24,787	8,263	4,104	321,968	118,236

(13)—Scholars by classes and ages.

Class.	Primary.					Middle.			High.			Totals.	Inter- mediate.		Degree.			Post gradu- ate.		Grand total.		
	Ages.	I.	II.	III.	IV.	V.	VI.	VII.	VIII.	IX.	X.		XI.	First year.	Second year.	Third year.	Fourth year.	Fifth year.	Sixth year.		Seventh year.	Total.
Below 5 ...	24,789	77	1	24,867	24,867	
5 to 6 ...	253,242	12,421	585	15	..	2	268,265	268,265	
6 to 7 ...	297,615	43,748	5,010	462	3	4	346,865	346,865	
7 to 8 ...	259,466	76,269	23,266	3,879	266	81	1	363,178	363,178	
8 to 9 ...	184,176	94,271	49,637	18,024	2,163	186	37	1	348,484	348,484	
9 to 10 ...	115,706	88,911	64,507	35,341	9,188	1,607	158	22	310,484	310,484	
10 to 11 ...	67,499	62,243	62,713	46,583	16,772	6,905	1,430	249	3	2	263,509	263,509	
11 to 12 ...	38,089	37,976	46,721	47,393	20,119	9,786	4,603	1,308	51	8	206,032	206,032	
12 to 13 ...	21,819	11,247	31,508	39,492	19,855	10,189	7,441	3,977	720	83	5	..	156,366	156,366	
13 to 14 ...	13,380	12,740	18,478	25,944	15,067	8,729	7,451	5,958	2,832	520	50	..	111,149	1	1	111,150	
14 to 15 ...	10,486	8,560	10,997	15,624	10,149	5,928	6,306	6,430	4,433	2,315	662	..	81,797	23	3	26	81,823
15 to 16 ...	8,300	6,192	6,745	8,668	5,277	3,286	4,228	5,544	4,554	3,756	1,959	..	58,542	268	16	282	58,824
16 to 17 ...	6,989	5,225	4,335	4,793	2,607	1,669	2,336	3,810	3,637	4,000	3,160	..	42,541	785	237	5	1,027	43,568
17 to 18 ...	6,234	4,672	3,206	2,925	1,352	784	1,065	1,953	1,926	2,985	3,186	..	30,228	1,276	695	99	11	2,081	32,309
18 to 19 ...	5,096	3,992	2,904	2,165	673	380	532	954	166	1,806	2,648	..	22,066	1,101	1,185	407	99	2,762	24,828
19 to 20 ...	5,212	3,628	2,735	1,785	440	169	291	462	339	786	1,986	..	17,833	789	911	674	370	26	12	..	2,779	20,612
Over 20 ...	11,384	8,683	5,422	3,314	607	170	339	673	147	427	2,067	..	33,178	638	1,014	1,324	1,600	175	106	..	4,867	38,080
Total ...	1,329,638	485,812	338,840	256,417	104,639	48,675	36,206	31,346	19,608	16,688	16,613	2,683,829	4,876	4,031	2,509	2,080	201	118	...	13,816	2,697,144	

(14)—Comparative statement showing the total expenditure on education for the last three years.
(The amounts are expressed in lakhs.)

	1926-27.	1927-28.						1928-29.					
	Total.	Provincial funds.	Local funds.	Municipal funds.	Fees.	Subscriptions and other sources.	Total.	Provincial funds.	Local funds.	Municipal funds.	Fees.	Subscriptions and other sources.	Total.
	RS.	RS.	RS.	RS.	RS.	RS.	RS.	RS.	RS.	RS.	RS.	RS.	RS.
Arts colleges	24.48	7.29	...	0.05	12.42	5.05	24.81	10.18	.01	...	12.64	5.89	28.82
Professional colleges	10.83	9.51	0.02	...	2.09	0.23	11.90	9.48	.01	...	1.91	.15	11.55
Secondary schools	89.78	34.55	5.54	1.67	44.25	17.02	93.03	26.03	6.54	1.84	45.39	18.69	98.49
Elementary schools	170.51	105.77	34.92	12.19	8.01	28.11	189.00	119.18	39.28	11.46	7.67	28.31	205.90
Training schools	19.96	17.77	0.38	0.08	0.09	1.85	20.17	22.65	.36	.09	.08	2.10	25.28
Other special schools	24.50	11.95	0.20	0.17	1.58	10.06	23.94	12.18	.24	.16	1.52	12.73	26.88
Total, direct expenditure ...	340.06	176.84	41.06	14.16	68.42	62.37	362.85	199.70	46.44	13.55	69.21	67.97	336.87
University	8.53	3.48	4.12	1.39	8.99	30.61	3.08	1.22	34.91
Direction and Inspection	16.76	17.52	17.62	18.57	18.57
Scholarships	4.91	2.91	0.07	0.03	...	1.56	4.57	3.21	.08	.02	.32	1.30	4.93
Buildings and furniture	42.91	18.71	7.12	2.38	0.52	13.81	42.54	17.03	8.72	2.19	1.03	17.33	46.90
Miscellaneous	39.55	4.10	0.12	0.04	16.82	21.86	42.44	5.24	.11	.02	18.73	20.07	44.17
Total, indirect expenditure.	112.66	46.72	7.31	2.45	21.46	38.13	116.06	74.66	8.91	2.23	23.16	39.92	148.88
Grand total ...	452.72	223.56	48.37	16.61	89.88	100.49	478.91	274.36	55.35	15.78	92.37	107.89	545.75

(15)—GENERAL STATISTICS OF RECEIPTS AND CHARGES.

Heads of expenditure.		1927-28.			
		Provincial funds.	Local funds.	Municipal funds.	Fees.
DIRECT EXPENDITURE.		Rs.	Rs.	Rs.	Rs.
UNIVERSITY EDUCATION.					
Arts colleges	{ Government... ..	4,67,101	2,50,868
	{ Municipal Board ...	4,500	...	4,651	11,231
	{ Local Board
	{ Aided	2,58,945	397	100	9,77,220
	{ Unaided	3,355
Total, Arts colleges ...		7,28,546	397	4,751	12,42,234
Professional colleges.	{ Government	9,25,522	1,494	557	2,08,638
	{ Aided	25,759	225
Total, Professional colleges ...		9,51,281	1,494	557	2,08,893
Total, University Education ...		16,79,827	1,891	5,308	14,51,127
SCHOOL EDUCATION—GENERAL.					
SECONDARY SCHOOLS.					
<i>Boys.</i>					
Indian schools	{ Government	1,62,149	86,870
	{ Municipal Board ...	1,99,128	...	1,60,637	5,03,639
	{ Local Board	5,73,399	5,47,798	...	8,33,444
	{ Aided	7,31,866	5,000	215	25,82,973
	{ Unaided	743
Total, Indian schools ...		16,36,342	5,52,793	1,60,852	40,07,469
European schools—Aided		2,34,414	1,26,471
Total, European schools ...		2,34,414	1,26,471
Total, Secondary schools—Boys ...		18,70,756	5,52,793	1,60,852	41,33,940
<i>Girls.</i>					
Indian schools	{ Government	2,51,383	38,806
	{ Municipal Board ...	1,000	...	6,414	2,458
	{ Local Board	11,028	789	...	3,436
	{ Aided	1,40,620	99,846
	{ Unaided
Total, Indian schools ...		4,04,031	789	6,414	1,44,346
European schools—Aided		1,80,579	1,46,768
Total, European schools ...		1,80,579	1,46,768
Total, Secondary schools—Girls ...		5,84,610	789	6,414	2,91,109
Total, Secondary schools ...		24,55,366	5,53,582	1,67,266	44,25,049

of receipts and charges.

		1928-29.					
Endow- ments, subscriptions and other sources.	Total.	Provincial funds.	Local funds.	Municipal funds.	Fees.	Endow- ments, subscriptions and other sources.	Total.
RS.	RS.	RS.	RS.	RS.	RS.	RS.	RS.
19,823	7,97,292	7,00,767	2,76,768	4,769	9,82,802
1,385	21,787	2,500	11,832	2,601	16,983
11,600	11,800	12,800	12,800
4,63,721	16,98,443	8,14,938	1,002	315	9,72,215	5,70,984	18,59,454
8,335	11,640	3,654	7,352	11,006
5,04,864	24,80,792	10,18,205	1,002	315	12,64,469	5,98,506	28,82,497
12,034	11,48,245	9,41,927	639	239	1,90,994	4,563	11,88,362
16,092	42,106	6,051	480	10,070	16,601
28,126	11,90,351	9,47,978	639	239	1,91,474	14,688	11,54,963
5,32,990	36,71,143	19,66,183	1,641	554	14,55,948	8,13,139	40,87,460
4,225	2,53,044	1,75,689	86,503	8,207	2,65,399
5,045	8,88,449	1,73,953	...	1,77,214	5,12,893	11,014	8,75,074
53,148	20,07,784	5,74,232	6,46,082	503	8,96,229	59,084	21,76,184
10,03,419	93,23,273	7,74,899	4,953	...	25,92,288	11,69,096	45,41,236
12,476	13,219	5,700	58,934	64,634
10,78,313	74,35,769	16,98,773	6,51,035	1,77,717	40,93,613	13,01,339	79,22,477
1,73,559	5,34,444	2,21,220	1,27,085	1,78,980	5,27,285
1,73,559	5,34,444	2,21,220	1,27,085	1,78,980	5,27,285
12,51,872	79,70,213	19,19,993	6,51,035	1,77,717	42,20,698	14,80,319	84,49,762
657	2,80,846	2,93,566	42,148	680	3,38,374
100	9,972	2,000	...	6,762	2,847	...	11,609
1,759	17,012	13,794	3,064	...	3,964	1,770	22,592
2,44,208	4,84,674	1,55,065	1,10,687	2,18,325	4,84,077
...	536	5,228	5,784
2,46,724	8,02,304	4,64,425	3,064	6,762	1,60,182	2,25,983	8,60,416
2,02,827	5,30,169	2,18,434	1,57,286	1,62,690	5,38,660
2,02,827	5,30,169	2,18,434	1,57,286	1,62,690	5,38,660
4,49,551	13,32,478	6,82,909	3,064	6,762	3,17,463	3,88,873	13,99,076
17,01,423	93,02,686	26,02,902	6,54,099	1,84,479	45,38,166	18,69,192	98,48,338

Heads of expenditure.	1927-28.				
	Provincial funds.	Local funds.	Municipal funds.	Fees.	
DIRECT EXPENDITURE—cont.	RS.	RS.	RS.	RS.	
SCHOOL EDUCATION—GENERAL—cont.					
ELEMENTARY SCHOOLS.					
<i>Boys.</i>					
Indian schools ...	{ Government	7,18,295	721
	{ Municipal Board	4,61,888	...	8,34,938	1,410
	{ Local Board	34,69,922	29,74,242	...	82,045
	{ Aided	42,40,736	4,091	7,696	6,16,361
	{ Unaided	39,065
Total, Indian schools ...	88,89,841	29,78,333	8,42,634	7,89,632	
European schools—Aided	20,325	8,947	
Total, European schools ...	20,325	8,947	
Total, Elementary schools—Boys ...	89,09,166	29,78,333	8,42,634	7,48,579	
<i>Girls.</i>					
Indian schools ...	{ Government	39,457	529
	{ Municipal Board	2,24,657	262	3,63,731	540
	{ Local Board	7,87,016	5,12,831	3,595	4,536
	{ Aided	6,11,046	1,100	8,449	43,245
	{ Unaided	132
Total, Indian schools...	16,62,176	5,14,193	3,75,775	48,982	
European schools {	Aided	5,260	3,775
	Unaided
Total, European schools ...	5,260	3,775	
Total, Elementary schools—Girls ...	16,67,436	5,14,193	3,75,775	52,757	
Total, Elementary schools ...	1,05,76,602	34,92,526	12,18,409	8,01,336	
Total, School Education—General ...	1,30,31,968	40,46,108	13,85,675	52,26,385	
SCHOOL EDUCATION—SPECIAL.					
TRAINING SCHOOLS.					
<i>Masters.</i>					
Indian schools ...	{ Government	10,60,775	25,281	1,212	759
	{ Local Board	19,786	10,620	...	3
	{ Aided	2,78,235	1,815	817	1,041
	{ Unaided
Total, Indian schools ...	13,55,806	37,716	1,529	1,803	
European schools—Aided	2,251	
Total, European schools ...	2,251	
Total, Training schools—Masters ...	13,58,057	37,716	1,529	1,803	

of receipts and charges—cont.

		1928-29.					
Endowments, subscriptions and other sources.	Total.	Provincial funds.	Local funds.	Municipal funds.	Fees.	Endowments, subscriptions and other sources.	Total.
RS.	RS.	RS.	RS.	RS.	RS.	RS.	RS.
9,606	7,26,622	7,85,784	1,089	7,297	7,94,170
1,233	12,99,469	7,14,424	...	7,13,087	1,390	5,416	14,34,267
62,905	65,89,114	35,03,729	34,04,246	...	79,612	1,01,370	70,88,957
21,23,056	69,91,942	49,9,924	4,338	1,987	6,07,481	20,42,231	76,26,011
87,768	1,28,861	39,879	86,726	1,26,605
22,84,570	1,57,34,010	99,73,861	34,08,584	7,15,024	7,29,451	22,43,090	1,70,70,010
47,823	77,095	18,983	7,979	38,964	65,926
47,823	77,065	18,983	7,979	38,964	65,926
23,32,393	1,58,11,105	99,92,844	34,08,584	7,15,024	7,37,430	22,82,054	1,71,35,936
682	40,668	38,379	560	400	39,339
8,214	5,97,404	2,69,699	971	4,00,374	508	125	6,71,672
474	13,08,452	9,24,447	5,18,081	...	4,331	3,903	14,50,852
4,38,880	11,02,720	6,85,515	414	30,154	19,157	5,02,023	12,37,263
17,329	17,461	13	23,553	23,566
4,65,579	30,86,705	19,18,040	5,19,466	4,30,528	24,564	5,30,194	34,22,792
13,080	22,115	6,790	4,323	16,829	27,943
...	415	2,521	2,936
13,080	22,115	6,790	4,738	19,350	30,878
4,78,659	30,88,820	19,24,830	5,19,466	4,30,528	29,302	5,49,544	34,53,670
28,11,052	1,88,99,925	1,19,17,674	39,28,050	11,45,552	7,66,732	28,31,698	2,05,89,606
45,12,475	2,82,02,611	1,45,20,570	45,82,149	13,30,031	53,01,898	47,00,790	3,04,38,444
2,169	10,90,206	14,28,466	26,017	2,318	423	2,566	14,59,790
1	80,410	16,848	7,266	1	24,115
89,358	3,67,766	2,98,671	1,407	...	1,684	94,085	3,95,847
...
91,528	14,88,332	17,43,985	34,690	2,318	2,107	96,652	18,79,762
...	2,251	1,318	1,318
...	2,251	1,318	1,318
91,528	14,90,633	17,45,303	34,690	2,318	2,107	96,652	18,81,070

Heads of expenditure.	1927-28.			
	Provincial funds.	Local funds.	Municipal funds.	Fees.
DIRECT EXPENDITURE—cont.	Rs.	Rs.	Rs.	Rs.
SCHOOL EDUCATION—SPECIAL—cont.				
TRAINING SCHOOLS—cont.				
<i>Mistresses.</i>				
Indian schools ... { Government ...	2,46,466	702	126	223
... { Municipal Board	6,167	...
... { Aided ...	1,45,704	231	...	3,728
Total, Indian schools ...	3,92,260	933	6,293	3,951
European schools—Aided ...	26,170	2,975
Total, European schools ...	26,170	2,975
Total, Training schools for Mistresses ...	4,18,430	933	6,293	6,926
Total, Training schools ...	17,76,487	38,649	7,822	8,729
OTHER SPECIAL SCHOOLS.				
Indian schools ... { Government ...	9,75,178	...	981	84,847
... { Municipal Board ...	8,801	...	16,098	184
... { Local Board ...	15,062	18,385	...	176
... { Aided ...	1,75,866	925	1,200	31,615
... { Unaided	39,506
Total, Indian schools ...	11,74,907	19,310	17,297	1,56,278
European schools ... { Government ...	19,097
... { Aided ...	1,200
Total, European schools ...	20,297
Total, Other Special schools ...	11,95,204	19,310	17,279	1,56,278
Total, School Education—Special ...	29,71,691	67,959	25,101	1,65,007
Total, Direct Expenditure ...	1,76,83,486	41,05,953	14,16,084	68,42,519
INDIRECT EXPENDITURE.				
University ...	8,48,235	4,11,645
Direction and Inspection ...	17,51,814
Scholarships ...	2,90,601	6,968	3,594	...
Expenditure on buildings, furniture and other apparatus ...	18,71,570	7,12,038	2,37,509	51,871
Miscellaneous ...	4,09,896	11,929	4,107	16,82,399
Total, Indirect Expenditure ...	46,72,115	7,30,835	2,45,210	21,45,415
Grand total ...	2,23,55,601	48,36,893	16,61,294	89,87,934

SUPPLEMENTAL STATISTICS

27

of receipts and charges—cont.

		1928-29.					
Endow- ments, subscriptions and other sources.	Total.	Provincial funds.	Local funds.	Municipal funds.	Fees.	Endow- ments, subscriptions and other sources.	Total.
Rs.	Rs.	Rs.	Rs.	Rs.	Rs.	Rs.	Rs.
398	2,47,910	3,42,068	829	80	146	...	3,43,118
...	6,167	6,849	6,849
87,171	2,36,924	1,83,408	35	...	2,512	1,07,792	2,73,742
87,564	4,91,001	5,05,465	864	6,929	2,658	1,07,792	6,23,709
8,336	35,481	14,083	3,369	5,945	23,397
6,336	35,481	14,083	3,369	5,945	23,397
93,900	5,26,482	5,19,549	864	6,929	6,027	1,13,737	6,47,106
1,85,428	20,17,115	22,64,852	35,554	9,247	8,134	2,10,389	25,28,176
15,557	10,76,563	9,85,770	79,089	9,118	10,73,977
924	24,957	10,423	...	14,765	1,085	373	26,606
9,185	42,608	12,461	22,732	813	1,348	14,734	52,078
9,28,901	11,38,507	1,93,402	2,031	50	43,668	12,07,526	14,46,677
46,767	86,273	26,446	35,738	62,184
10,01,334	23,69,108	12,02,056	24,753	15,628	1,51,636	12,67,449	26,61,522
...	19,097	14,497	14,497
5,105	6,805	1,200	5,375	6,575
5,105	25,402	15,697	5,375	21,072
10,06,439	23,94,510	12,17,753	24,753	15,628	1,51,636	12,72,824	26,32,594
11,91,867	44,11,625	34,82,805	60,507	24,875	1,59,770	14,83,213	52,10,770
62,37,332	3,62,85,379	1,99,69,364	46,44,097	13,55,460	69,20,611	67,97,142	3,96,86,674
1,39,161	8,99,041	30,61,579	3,07,912	1,21,556	34,91,047
...	17,51,314	18,56,926	18,56,926
1,55,982	4,57,145	3,21,384	7,733	2,857	31,799	1,30,175	4,93,348
13,80,894	42,53,482	17,02,803	8,72,648	2,19,089	1,03,305	17,32,533	46,30,378
21,35,990	42,44,320	5,24,207	10,767	1,990	18,72,867	20,07,178	44,16,997
38,12,127	1,16,05,802	74,66,799	8,91,138	2,23,436	23,15,883	39,91,440	1,42,68,696
1,00,49,459	4,78,91,181	2,74,36,163	55,35,235	15,78,896	92,36,494	1,07,88,582	5,45,75,370

(16)—Statement showing percentage of expenditure under each head to total expenditure on public schools.

Heads of expenditure.	1927-28.						
	From provincial funds.	From local funds.	From municipal funds.	From fees.	From sub- scriptions and other sources.	Total.	Percentage to total expendi- ture.
	(1)	(2)	(3)	(4)	(5)	(6)	(7)
	Rs.	Rs.	Rs.	Rs.	Rs.	Rs.	Rs.
Arts colleges	7,28,546	397	4,751	12,42,234	5,04,864	24,80,792	5.22
Professional colleges	9,51,281	1,494	557	2,08,893	28,126	11,90,351	2.50
Schools, general	1,80,31,968	40,46,108	13,85,675	52,26,885	45,12,475	2,82,02,611	59.31
Schools, special	29,71,691	57,959	25,101	1,65,007	11,81,867	44,11,625	9.28
General or indirect charges	46,72,115	7,30,935	2,45,210	21,13,097	35,07,182	1,12,68,589	28.69
Total	2,28,55,601	48,36,893	16,61,294	89,55,616	97,44,514	4,75,53,918	100.00
Percentage to total expenditure	47.01	10.17	3.50	18.88	20.49	100.00	...

Heads of expenditure—cont.	1928-29.						
	From provincial funds.	From local funds.	From municipal funds.	From fees.	From sub- scriptions and other sources.	Total.	Percentage to total expendi- ture.
	(8)	(9)	(10)	(11)	(12)	(13)	(14)
	Rs.	Rs.	Rs.	Rs.	Rs.	Rs.	Rs.
Arts colleges	10,18,205	1,002	315	12,64,469	5,98,506	28,82,497	5.28
Professional colleges	9,47,978	689	239	1,91,474	14,633	11,54,963	2.11
Schools, general	1,45,20,576	45,82,149	18,30,021	53,04,898	47,00,790	3,04,38,444	55.77
Schools, special	84,82,805	60,307	34,875	1,59,770	14,83,213	52,10,770	9.56
General or indirect charges	74,66,799	8,91,188	2,23,486	23,15,883	39,91,440	1,48,88,696	27.28
Total	2,74,36,163	55,35,235	15,78,896	92,36,404	1,07,88,582	5,45,75,370	100.00
Percentage to total expenditure	50.24	10.15	2.91	16.66	19.74	100.00	...

SUPPLEMENTAL STATISTICS

(17)—Provincial charges and receipts.

Charges and receipts.	1927-28.	1928-29.
<i>Charges.</i>		
	RS.	RS.
University	9,48,285	30,61,579
Direction	1,81,685	1,79,929
Inspection	15,72,245	16,76,997
Government colleges and schools ...	19,60,504	19,78,138
	General ...	39,87,836
	Special ...	45,33,334
Scholarships in colleges and schools ...	2,22,582	2,53,358
	General ...	52,435
	Special ...	67,926
Grants-in-aid to { schools under private management ...	31,93,407	31,50,340
do. municipal management ...	11,94,957	13,29,694
do. local board management ...	63,43,767	69,73,606
To the District Educational Councils towards Elementary Education ...	51,67,642	52,64,364
To the Registrar-General of Panchayats for Elementary Education ...	1,59,104	2,26,470
Registration of Books	9,080	9,268
Purchase and collection of Oriental Manuscripts ...	10,656	10,437
Refunds and miscellaneous charges	7,198	71,851
Government educational buildings	7,07,553	65,9001
	(a)	(a)
Total charges ...	2,51,18,886	2,94,44,291
<i>Receipts.</i>		
Fees in colleges and schools (general and special) credited to Government	7,32,218	7,56,552
Income on Endowments credited to Government	2,838	2,838
Departmental examination fees	5,302	5,557
Miscellaneous receipts	1,30,282	96,286
	(b)	(b)
Total receipts ...	8,71,640	8,61,283
Net expenditure ..	2,42,47,246	2,85,83,058

Non-departmental—

	RS.	RS.
1927-28 (a)	27,39,861	(b) 1,75,481
1928-29	26,73,286	1,71,930

SUPPLEMENTAL STATISTICS

(18)—General statistics of receipts and charges of local boards.

	Number of institutions.	Number of scholars on 31st March 1929.	Provincial funds.	Local funds.	Municipal funds.	Fees and other sources.	Total.
			RS.	RS.	RS.	RS.	RS.
Colleges	1	59	12,800	12,800
Secondary schools ...	190	42,403	5,88,026	6,49,146	503	9,61,051	21,98,726
Elementary schools ...	16,842	877,519	44,28,178	39,22,327	...	1,89,306	85,39,809
Seasonal schools ...	8	188	16,848	7,266	...	1	24,115
Other special schools ...	1	15	12,461	22,722	813	16,082	52,078
Buildings and furniture.	2,13,369	8,62,998	653	2,771	10,79,789
Stipends and scholarships	36,660	36,660
Contributions to schools under other managements	22,390	22,390
Expenditure on hostels.	10,757	10,757
Total ...	16,842	920,124	52,58,880	55,34,264	1,969	11,82,011	1,09,77,124

(19)—General statistics of receipts and charges of municipal boards.

	Number of institutions.	Number of scholars on 31st March 1929.	Provincial funds.	Local funds.	Municipal funds.	Fees and other sources.	Total.
			RS.	RS.	RS.	RS.	RS.
Colleges	1	157	2,500	14,433	16,933
Secondary schools ...	52	20,679	1,75,953	...	1,83,476	5,25,754	8,86,683
Elementary schools ...	1,621	163,271	3,84,123	971	11,13,411	7,434	21,05,939
Training schools ...	1	29	6,849	...	6,849
Other special schools ...	2	328	10,423	...	14,765	1,418	26,606
Buildings and furniture.	33,633	2,037	2,12,531	3,841	2,51,542
Stipends and scholarships	4,994	...	4,994
Contributions to schools under other managements	38,567	...	38,567
Expenditure on hostels.	1,760	...	1,760
Total ...	1,877	174,454	12,06,682	3,008	16,76,845	5,58,980	32,89,863

SUPPLEMENTAL STATISTICS

(20)—Distribution of direct expenditure among the different classes of institutions.

Classes of Institutions.			From Provincial funds.	From Local funds.	From Municipal funds.	From fees.	From other sources.	Total.
			RS.	RS.	RS.	RS.	RS.	RS.
<i>Government.</i>								
Colleges	General	...	7,00,767	2,76,768	4,769	9,82,304
	Professional	...	9,41,927	639	289	1,90,994	4,563	11,38,363
Secondary schools for	boys	Indians	1,75,689	8,503	3,207	2,65,399
	girls	do.	2,93,566	42,148	660	3,36,374
Elementary schools for	boys	do.	7,85,784	1,089	7,297	7,94,170
	girls	do.	38,379	560	400	39,339
Training schools	...	do.	17,70,529	26,846	2,398	569	2,566	18,02,908
Other Special schools	Indians	...	9,85,770	79,089	9,118	10,73,977
	Europeans	...	14,497	14,497
Total	Indians	...	53,92,411	27,485	2,637	6,77,720	82,580	64,32,833
	Europeans	...	14,497	14,497
<i>Board.</i>								
Colleges, General	...	Indians	2,500	11,832	15,401	29,733
Secondary schools for	boys	do.	7,48,185	6,46,082	1,77,717	14,09,122	70,102	30,51,208
	girls	do.	15,794	3,064	6,762	6,811	1,770	34,201
Elementary schools for	boys	do.	42,18,153	34,04,246	7,12,037	81,002	1,06,716	85,23,224
	girls	do.	11,94,146	5,19,052	4,00,374	4,884	4,118	21,22,524
Training schools	...	do.	16,848	7,266	6,849	...	1	30,964
Other Special schools	...	do.	22,884	22,722	15,578	2,433	15,067	78,684
Total, Indians	62,18,510	46,02,432	13,20,317	15,16,084	2,18,245	1,38,70,538
<i>Aided.</i>								
Colleges	General	Indians	3,14,938	1,002	315	9,72,215	5,70,984	18,59,454
	Professional	do.	6,051	480	10,070	16,601
Secondary schools for	boys	do.	7,74,899	4,953	...	25,92,288	11,69,096	45,41,236
	girls	Europeans	2,21,220	1,27,085	1,78,980	5,27,385
Elementary schools for	boys	Indians	1,55,065	1,10,897	2,18,325	4,84,077
	girls	Europeans	2,18,464	1,57,286	1,62,890	5,38,690
Training schools	...	Indians	49,89,924	4,338	1,987	6,07,481	20,42,281	76,26,011
	...	Europeans	18,983	7,979	38,964	65,926
Other Special schools	...	Indians	6,85,515	414	30,154	19,157	5,02,023	12,37,263
	...	Europeans	6,790	4,323	18,329	27,942
Total	...	Indians	4,62,074	1,442	...	4,196	2,01,877	6,69,589
	...	Europeans	15,401	3,369	5,945	24,715
Other Special schools	...	Indians	1,93,402	2,031	50	43,668	12,07,526	1,46,677
	...	Europeans	1,200	5,375	6,575
Total	...	Indians	75,61,868	14,180	32,508	43,50,172	59,22,182	1,78,80,906
	...	Europeans	4,82,075	3,00,042	4,08,983	11,91,103
<i>Unaided.</i>								
Colleges, General	...	Indians	3,654	7,352	11,006
Secondary schools for	boys	do.	5,700	58,934	64,634
	girls	do.	536	5,228	5,764
Elementary schools for	boys	do.	39,879	86,726	1,26,605
	girls	do.	13	23,653	23,666
Other Special schools	...	Europeans	415	2,521	2,936
Total	...	Indians	76,228	2,17,631	2,93,859
	...	Europeans	415	2,521	2,936
Grand total	...	Indians	1,94,72,789	46,44,097	13,55,460	66,20,154	69,85,638	3,94,78,138
	...	Europeans	4,96,575	3,00,457	4,11,504	12,08,536
Total	1,99,69,364	46,44,097	13,55,460	69,20,611	67,97,142	3,96,86,674

(21)—Expenditure on educational property during the year 1928-29.

(a) Government Institutions.

Detailed head.	European and Anglo-Indian institutions.	Other than European and Anglo-Indian institutions.
	RS.	RS.
University	2,49,599
Secondary	74,947
Elementary	80,885
Special	1,794	1,85,251
Miscellaneous	273	58,782
Total	2,067	5,49,414

(b) Aided Institutions.

Names of institutions.	Expenditure on account of	
	School buildings.	Hostels.
VIZAGAPATAM.		
St. Aloysius' High School, Vizagapatam	14,327	...
Total	14,327	...
GUNTUR.		
Andhra Christian College, Guntur	32,500	...
Total	32,500	..
BELLARY.		
St. Antony's Girls' High School	1,210	...
Total	1,210	...
MADRAS.		
Wesley College, Boyapetta	330	...
University Club	3,567	...
E.L.M. Fabricius High School, Puresawalkam	3,308	...
Muthialpet High School, Georgetown	11,927	...
Progressive Union Secondary School	3,112	...
Hindu High School, Triplicane	7,669	...
P.S. High School, Mylapore	14,817	...
Sri Ramakrishna Residential School, Mylapore	924	...
St. Mary's High School, Georgetown	6,593	..
St. Bede's High School, Georgetown	963	...
Christ Church School, Mount Road	11,600	...
Bishop Corrie School, Vepery	12,450	...

(21)—Expenditure on educational property during the year 1928-29—cont.

(b) Aided Institutions—cont.

Names of institutions.	Expenditure on account of	
	School buildings.	Hostels.
MADRAS—cont.		
	RS.	RS.
St. Columban's School, Georgetown	65	...
Church Park Training School	25	...
St. Francis Xavier's School, Georgetown	4,000	...
St. George's Cathedral School	255	...
St. Mark's School, Georgetown	164	...
Total ...	81,174	...
CHINGLEPUT.		
St. Joseph's Middle School, Perambur	488	...
Total ...	488	...
NORTH ARCOT.		
Masilamony Mudaliyar's Boarding House, Vellore	601
Union Mission Training School, Vellore	14,493	...
Total ...	14,493	601
SOUTH ARCOT.		
Ramaswami Chettiyar's High School, Chidambaram	1,932	19,317
St. Joseph's High School, Guddalore	2,250	...
Sri Minakshi College, Chidambaram	10,619	43,006
Total ...	14,801	56,323
TRICHINOPOLY.		
Bishop Heber College, Trichinopoly	550	...
National College, Trichinopoly	7,500	...
Wesley Mission Girls' High School, Woraiyur	1,380	...
Total ...	9,430	...
MADURA.		
Union Christian High School, Madura	11,430	...
St. Mary's High School, Madura	5,855	...
Sourashtra High School, Madura	4,578	...
Presentation Convent School, Kodaikanal	2,698	...
Total ...	24,559	...
TINNEVELLY.		
St. Francis Xavier's College, Palamcottah	340	...
St. Francis Xavier's College High School, Palamcottah	30,000	...
Hindu Middle School, Viravanallur	869	...
Convent School of the Lady of the Mount, Tangasseri	190	...
Total ...	31,399	...

(21)—Expenditure on educational property during the year 1928-29—cont.

(b) Aided Institutions—cont.

Names of institutions.	Expenditure on account of	
	School buildings.	Hostels.
COIMBATORE.		
Stane's High School, Coimbatore	30,398	...
Total ...	30,398	...
SALEM.		
Veluswami Chettiyar's Secondary School, Omalur	3,467	...
Montford Boys' School, Yercaud	2,000	...
Railway School, Suramangalam	105	...
Total ...	5,572	...
THE NILGIRIS.		
St. Joseph's College, Coonoor	51	...
Stane's Girls' High School	497	...
Hebron Girls' School	2,000	...
Home Missionary Society Girls' Home, Coonoor	8,000	...
Lawrence Memorial School	7	...
Total ...	10,555	...
MALABAR.		
B.E.M. High School, Palghat	284	...
Rajah's Secondary School, Chirakkal	8,104	...
St. Michael's European Middle School, Cannanore	71	...
St. Teresa's Convent School, Cannanore	5,892	...
Total ...	14,351	...
SOUTH KANARA.		
St. Cecilia's Secondary School, Udipi	1,373	3,025
St. Agnes Girls' High School	1,120	...
St. Anne's High School, Bendore	7,884
St. Aloysius' College, Mangalore	14,418	...
Total ...	16,911	10,909
<i>Institutions under the control of the department—</i>		
Government institutions	5,51,481	...
Aided institutions	3,02,183	67,833
Total ...	8,53,644	67,833
<i>Institutions not under the control of the department—</i>		
Government institutions	1,07,520	...
Aided institutions	40,868	...
Total ...	1,48,388	...
Grand total ...	10,02,032	67,833

(22)—*Distribution of expenditure from Provincial, Local and Municipal Funds on Secondary, Elementary and Primary schools.*

Expenditure from	Schools.	1927-28.	1928-29.	
		RS.	RS.	
Provincial funds.	Secondary schools for boys.	Indians ...	16,86,342	16,98,778
		Europeans.	2,34,414	2,21,220
	Secondary schools for girls.	Indians ...	4,04,031	4,64,425
		Europeans.	1,80,579	2,18,434
	Elementary and Primary schools for boys.	Indians ...	88,88,841	99,73,861
		Europeans.	20,325	18,980
	Elementary and Primary schools for girls.	Indians ...	16,62,176	19,18,040
Europeans.		5,260	6,790	
	Total ...	1,80,31,968	1,45,20,576	
Local funds.	Secondary schools for boys.	Indians ...	5,52,798	6,51,085
		Europeans.
	Secondary schools for girls.	Indians ...	789	3,064
		Europeans.
	Elementary and Primary schools for boys.	Indians ...	29,78,333	34,08,584
		Europeans.
	Elementary and Primary schools for girls.	Indians ...	5,14,193	5,19,466
Europeans.		
	Total ...	40,46,108	45,82,149	
Municipal funds.	Secondary schools for boys.	Indians ...	1,60,852	1,77,717
		Europeans
	Secondary schools for girls.	Indians ...	6,414	6,762
		Europeans
	Elementary and Primary schools for boys.	Indians ...	8,42,634	7,15,024
		Europeans.
	Elementary and Primary schools for girls.	Indians ...	8,75,775	4,30,528
Europeans.		
	Total ...	13,85,675	13,30,081	
	Total from public funds ...	1,84,63,751	2,40,32,756	

(23)—*Proportion of expenditure under the various heads of education met from public and private funds.*

	1927-28.		1928-29.	
	Public funds.	Private funds.	Public funds.	Private funds.
Collegiate education ...	45·95	54·05	48·75	51·25
Secondary education ...	34·14	65·86	34·95	65·05
Elementary and primary education.	80·89	19·11	82·52	17·48
Special education ...	69·24	30·76	68·47	31·53
Indirect expenditure ...	48·67	51·33	57·63	42·37
Total expenditure ...	60·25	39·75	63·31	36·69

(24)—Average cost of education and average fee per head in public institutions for general education for boys.

Institutions.	Government.					Board.					Aided.				
	Average number on rolls.	Fees.	Total cost.	Average fee per head.	Average cost.	Average number on rolls.	Fees.	Total cost.	Average fee per head.	Average cost.	Average number on rolls.	Fees.	Total cost.	Average fee per head.	Average cost.
<i>Arts Colleges.</i>															
1927-28.		RS.	RS.	RS. A.	RS. A.		RS.	RS.	RS. A.	RS. A.		RS.	RS.	RS. A.	RS. A.
{ Indians ...	2,674	2,87,389	6,49,095	88-12	242-12	125	11,231	21,767	89-14	174-0	9,856	9,80,999	15,35,953	97-8	155-14
{ Europeans
1928-29.															
{ Indians ...	2,781	2,63,720	8,88,404	66-9	325-6	216	11,832	29,733	54-12	137-10	10,337	9,57,969	17,47,569	92-11	169-1
{ Europeans
<i>Secondary Schools for Boys.</i>															
1927-28.															
{ Indians ...	4,064	86,670	3,58,044	21-5	62-4	59,184	13,17,068	26,46,293	22-4	48-0	103,438	25,82,973	43,38,273	25-0	41-13
{ Europeans	3,861	1,26,471	5,84,444	82-12	138-7
1928-29.															
{ Indians ...	4,007	86,508	2,65,399	21-9	66-4	63,753	14,09,122	30,51,208	22-2	47-10	103,628	25,92,288	45,41,236	25-0	43-13
{ Europeans	3,777	1,27,085	5,27,285	33-10	139-10
<i>Elementary and Primary Schools.</i>															
1927-28.															
{ Indians ...	75,847	721	7,26,622	...	9-8	796,615	83,455	78,86,533	...	9-14	1,113,595	6,16,861	69,91,942	0-8	6-4
{ Europeans	1,175	8,947	77,095	7-10	65-10
1928-29.															
{ Indians ...	85,499	1,069	7,94,170	...	9-4	838,086	81,002	85,28,224	...	10-3	1,178,976	6,07,481	76,28,011	0-8	6-8
{ Europeans	1,084	7,979	65,926	7-6	60-18

(25) — School fees.

Classes of Institutions. (1)	Government.						Board.						Aided.			
	Average number on the rolls.		Fees.		Average fee per head.		Average number on the rolls.		Fees.		Average fee per head.		Average number on the rolls.		Fees.	
	1927-28.	1928-29.	1927-28.	1928-29.	1927-28.	1928-29.	1927-28.	1928-29.	1927-28.	1928-29.	1927-28.	1928-29.	1927-28.	1928-29.	1927-28.	1928-29.
	(2)	(3)	(4)	(5)	(6)	(7)	(8)	(9)	(10)	(11)	(12)	(13)	(14)	(15)	(16)	(17)
			RS.	RS.	RS.	RS.			RS.	RS.	RS.	RS.			RS.	RS.
Arts colleges Indians ...	2,761	2,589	2,50,868	2,76,768	90'88	95'50	190	216	11,231	11,839	59'11	54'77	10,091	10,565	8,77,380	9,72,215
Professional colleges Do. ...	2,193	2,372	2,09,636	1,90,964	95'14	80'52	66	17	255	480
Secondary schools for boys. { Do. ...	4,064	4,007	86,670	86,503	21'33	21'59	59,164	63,763	13,37,083	14,09,132	22'60	22'10	103,438	103,628	25,92,973	25,92,289
Secondary schools for boys. { Europeans.	3,861	3,777	1,26,471	1,27,085
Secondary schools for girls. { Indians ...	4,448	4,623	38,606	42,148	8'68	8'73	617	711	5,804	6,811	9'55	9'58	8,412	8,872	99,846	1,10,687
Secondary schools for girls. { Europeans.	4,653	4,827	1,46,763	1,57,386
Elementary and primary schools for boys. { Indians ...	75,847	85,699	721	1,089	0'01	0'01	796,615	838,088	83,455	81,002	0'10	0'10	1,113,598	1,176,976	1,16,361	6,97,481
Elementary and primary schools for boys. { Europeans.	1,175	1,084	8,947	7,979
Elementary and primary schools for girls. { Indians ...	2,545	3,078	539	660	0'21	0'18	153,213	178,306	5,076	4,834	0'03	0'03	91,940	103,477	43,245	19,167
Elementary and primary schools for girls. { Europeans.	409	387	3,775	4,523
Special schools { Indians ...	11,769	13,953	85,829	79,668	7'29	5'72	1,073	613	813	2,433	0'29	8'97	12,196	7,776	36,344	47,864
Special schools { Europeans.	184	363	2,973	3,369
Total ... { Indians ...	193,725	116,830	6,71,361	6,77,720	6'47	5'8	1,009,872	1,076,686	14,43,052	15,16,034	1'43	1'40	1,389,738	1,410,311	43,56,344	43,30,173
Total ... { Europeans	10,132	10,428	2,88,981	3,00,042
Grand total ...	198,736	116,830	6,71,361	6,77,720	6'47	5'8	1,009,872	1,076,686	14,43,052	15,16,034	1'43	1'40	1,349,870	1,420,739	46,45,275	46,30,214

Classes of Institutions—cont.	Aided—cont.		Unaided and private.						Total.					
	Average fee per head.		Average number on the rolls.		Fees.		Average fee per head.		Average number on the rolls.		Fees.		Average fee per head.	
	1927-28. (18)	1928-29. (19)	1927-28. (20)	1928-29. (21)	1927-28. (22)	1928-29. (23)	1927-28. (24)	1928-29. (25)	1927-28. (26)	1928-29. (27)	1927-28. (28)	1928-29. (29)	1927-28. (30)	1928-29. (31)
	RS.	RS.			RS.	RS.	RS.	RS.			RS.	RS.	RS.	RS.
Arts colleges Indians ...	96'85	99'02	31	80	3,355	3,654	109'23	45'87	13,173	13,759	12,42,234	12,64,469	94'30	91'90
Professional colleges Do. ...	3'86	28'23	2,259	2,389	2,08,998	1,91,474	92'47	80'15
Secondary schools for boys. { Do. ...	24'97	25'01	9,846	3,087	3,798	5,863	0'39	1'89	176,512	174,475	40,10,524	40,03,776	22'72	23'46
Secondary schools for boys. { Europeans. ...	32'78	33'64	3,861	3,777	1,26,471	1,27,085	32'78	33'64
Secondary schools for girls. { Indians ...	10'68	12'47	...	324	...	801	...	2'47	13,475	14,730	1,44,346	1,60,447	10'71	10'88
Secondary schools for girls. { Europeans. ...	32'23	32'58	4,553	4,827	1,46,763	1,57,296	32'23	32'58
Elementary and primary schools for boys. { Indians ...	0'55	0'52	109,335	57,786	81,449	41,220	0'74	0'71	2,045,392	2,168,540	7,81,983	7,30,792	0'37	0'33
Elementary and primary schools for boys. { Europeans. ...	7'61	7'36	1,176	1,084	8,947	7,979	7'61	7'36
Elementary and primary schools for girls. { Indians ...	0'47	0'18	5,364	3,554	1,232	147	0'23	0'04	252,062	282,474	50,082	24,698	0'20	0'09
Elementary and primary schools for girls. { Europeans. ...	9'23	11'17	...	60	...	415	...	6'91	400	447	3,775	4,738	9'23	10'59
Special schools { Indians ...	2'98	6'15	1,560	1,873	39,506	26,446	25'32	14'11	26,598	24,215	1,62,032	1,56,401	6'09	6'45
Special schools { Europeans. ...	22'20	9'54	134	353	2,976	3,369	22'20	9'54
Total ... { Indians	3'25	3'09	126,136	66,704	1,29,337	78,131	1'02	1'17	2,579,471	2,670,531	66,00,094	66,22,057	2'56	2'48
Total ... { Europeans	28'52	28'77	...	60	...	415	...	6'91	10,132	10,488	2,88,931	3,00,457	28'52	28'44
Grand total ...	3'44	3'27	126,136	66,764	1,29,337	78,546	1'02	1'17	2,589,603	2,681,019	68,89,025	69,22,514	2'96	2'58

(26)—Proportion of fee income to total direct expenditure.

	1927-28.			1928-29.			
	Total cost.	Fees.	Percentage of fees to total cost.	Total cost.	Fees.	Percentage of fees to total cost.	
	Rs.	Rs.		Rs.	Rs.		
Arts colleges Indians ...	24,80,792	12,42,234	50·07	28,82,497	12,64,469	43·86	
Professional colleges Do. ...	11,90,351	2,08,993	17·55	11,54,963	1,91,474	11·57	
Secondary schools for boys	Do. ...	74,35,769	40,07,469	53·89	79,22,477	40,93,613	51·07
	Europeans ...	5,84,444	1,26,471	23·66	5,27,285	1,27,085	24·09
Secondary schools for girls	Indians ...	8,02,304	1,44,346	17·99	8,60,413	1,60,182	18·62
	Europeans ...	5,90,169	1,46,768	27·68	5,38,660	1,57,286	29·03
Elementary and primary schools for boys	Indians ...	1,57,34,010	7,39,672	4·71	1,70,70,010	7,29,451	4·27
	Europeans ...	77,095	8,947	11·61	65,926	7,979	12·10
Elementary and primary schools for girls	Indians ...	30,66,705	48,982	1·59	34,22,792	24,564	0·71
	Europeans ...	22,115	3,775	17·07	30,378	4,738	15·66
Special schools	Indians ...	43,48,491	1,62,032	3·73	51,64,933	1,56,401	3·02
	Europeans ...	63,134	2,975	4·71	45,787	3,869	7·14
Total	Indians ...	3,50,58,422	65,53,588	18·69	3,84,78,188	66,20,154	17·20
	Europeans ...	12,26,957	2,58,931	23·55	12,08,586	3,00,457	24·86
Grand total ...	3,62,85,379	68,42,519	18·86	3,96,86,674	69,20,611	17·54	

SUPPLEMENTAL STATISTICS

(27)—*Scholarships.*

	1927-28.			1928-29.		
	Public funds.	Private funds.	Total.	Public funds.	Private funds.	Total.
	RS.	RS.	RS.	RS.	RS.	RS.
Arts colleges	44,936	49,890	94,826	46,531	52,002	98,533
Professional colleges	25,344	39,601	64,945	42,707	28,251	70,958
Secondary schools	1,61,921	48,202	2,10,123	1,79,014	49,491	2,28,505
Elementary and primary schools	26,393	1,343	27,736	32,276	441	32,717
Special schools	42,569	16,946	59,515	30,846	31,789	62,635
Total ...	3,01,163	1,55,982	4,57,145	3,31,374	1,61,974	4,93,348

(28)—*Grant-in-aid to institutions under private management.*

Year.	Grants from Provincial funds.	Grants from Local funds.	Grants from Municipal funds.	Total.
	RS.	RS.	RS.	RS.
1917-18	93,52,001	2,806	56,752	34,11,559
1918-19	38,00,523	2,864	39,272	38,42,659
1919-20	40,54,293	3,079	22,125	40,79,497
1920-21	42,96,756	5,634	26,815	43,29,205
1921-22	23,05,177	1,189	5,595	23,11,961
1922-23	23,32,757	806	600	23,34,163
1923-24	25,47,641	5,738	2,942	25,56,321
1924-25	25,11,195	6,552	6,843	25,24,590
1925-26	28,45,182	12,188	4,390	28,61,760
1926-27	29,12,041	12,745	11,190	29,35,976
1927-28	29,90,751	11,513	17,660	30,19,924
1928-29	29,38,195	20,353	38,411	30,41,959

* Excludes teaching and other grants paid to Elementary schools by the District Educational Councils.

(29)—Grants-in-aid paid from Provincial Funds.

Grants from Provincial Funds.	1927-28.	1928-29.
(i) <i>Grants to institutions under private management.</i>	RS.	RS.
Teaching and fixed grants ... { Indians ...	12,78,935	12,42,750*
... { Europeans ...	3,00,240	3,05,427*
Stipendiary grants ... { Indians ...	3,21,187	3,37,726
... { Europeans ...	7,768	8,148
Building grants ... { Indians ...	3,61,445	2,66,077
... { Europeans ...	1,17,561	1,04,049
Furniture, library, apparatus and other special grants. { Indians ...	1,15,467	1,30,594
... { Europeans ...	6,017	3,255
Boarding grants ... { Indians ...	43,000	59,993
... { Europeans ...	2,33,978	2,33,362
Other grants ... { Indians ...	84,267	71,065
... { Europeans ...	56,338	58,326
Provident funds ... { Indians ...	11,776	21,678
... { Europeans ...	88	...
Grants for Medical inspection ... { Indians ...	14,747	18,677
... { Europeans ...	240	882
Grants for Manual Training classes. Europeans ...	14,857	...
Education of defective children ...	22,920	23,186
Total ... { Indians ...	22,68,601	22,71,746
... { Europeans ...	7,22,150	7,11,449
Total in one line ...	29,90,751	29,83,195
(ii) <i>Grants to Local Boards.</i>		
Net cost of secondary schools and contribution to district boards ...	63,43,767	69,73,605
(iii) <i>Grants to Municipalities.</i>		
Net cost of secondary schools and contribution to municipalities ...	11,94,957	13,29,692
(iv) <i>Grants to District Educational Councils.</i>		
Towards Elementary Education ...	51,67,642	52,64,364
(v) <i>Grants to Panchayat Schools</i> ...	1,59,104	2,26,470
Grand total ...	1,58,56,221	1,67,77,328

* Includes grants for Manual Training classes.

SUPPLEMENTAL STATISTICS

(30)—Grants-in-aid from Local and Municipal Boards.

Grants-in-aid.	1927-28.	1928-29.
(i) From Local Board Funds.	RS.	RS.
Contributions to aided schools ...	11,513	20,353
Total ...	11,513	20,353
(ii) From Municipal Funds.		
Contribution to aided schools ...	17,660	38,411
Total ...	17,660	38,411

(31)—Distribution of Provincial Grants-in-aid by districts.

Districts.	Percentage, 1927-28.	Percentage, 1928-29.
Ganjām	3.20	3.35
Vizagapatam	4.13	4.12
Godāvāri, East	4.71	4.26
Godāvāri, West	2.68	3.65
Kistna	3.39	3.60
Guntūr	4.96	4.90
Kurnool	2.58	2.57
Bellary	1.87	1.85
Anantapur	2.25	2.50
Cuddapah	1.97	2.00
Nellore	2.55	2.78
Madras	6.70	7.14
Chingleput	3.53	3.56
North Arcot	3.64	3.90
Chittoor	2.72	2.55
South Arcot	4.75	4.78
Tanjore	4.79	4.72
Trichinopoly	4.12	3.98
Madura	4.21	4.46
Bāmnād	3.38	3.38
Tinnevely	5.49	4.97
Coimbatore	4.00	3.77
Salem	2.67	2.64
The Nilgiris	1.44	1.04
Malabar	9.62	9.92
South Kanara	3.88	3.77
Agency	0.75	0.87
Sanawar	0.02	0.00
Total ...	100.00	100.00

SECONDARY EDUCATION FOR BOYS.
INDIAN SCHOOLS.

(32)—Number and Strength of Public Secondary Schools for Boys.

	Number of schools.	Strength.										Total.	
		Sixth form.	Fifth form.	Fourth form.	Third form.	Second form.	First form.	Fifth class.	Fourth class.	Third class.	Second class.		First class.
1927-28 ...	528	15,420	14,875	18,107	20,514	22,081	25,102	22,391	16,462	4,764	3,111	2,736	165,408
		116,049					49,444						
1928-29 ...	528	14,030	15,812	18,036	21,724	23,007	26,212	22,141	16,968	4,574	2,997	2,534	169,844
		120,630					49,214					(a)	

(a) Of these 3,113 were girls.

(33)—Number and Strength of Indian Secondary Schools for Boys on 31st March 1929 according to the degree of completeness.

	Number of schools.					Number of scholars.					Total.	
	Government.	Municipal Board.	Local Board.	Aided.	Unaided.	Government.	Municipal Board.	Local Board.	Aided.	Unaided.		
Schools having forms up to and including—												
Sixth ...	12	40	102	172	826	3,571	18,815	32,141	85,985			140,412
Fifth ...			3	3	1	7		461	958	154		1,573
Fourth ...		1	6	2		8	158	794	455			1,407
Third ...	3	9	74	87	179	489	1,322	8,273	14,594	852		25,580
Second ...			4	2		6		402	291			693
First ...				2		2			229			229
Schools having classes up to and including Fifth.												
Total ...	15	50	188	268	7,528	4,060	20,295	42,071	102,412	1,006		169,844

(34)—Statement showing the proportion of pupils in Indian Secondary Schools for Boys who come from outside the towns in which secondary schools are situated to the total number on rolls.

Districts.	Number of pupils on rolls on 31st March.		Number of pupils who come from outside the towns in which the secondary schools are situated.		Proportion of pupils in columns (4) and (5) to those in columns (2) and (3).	
	1928.	1929.	1928.	1929.	1928.	1929.
(1)	(2)	(3)	(4)	(5)	(6)	(7)
Ganjām	4,895	5,119	876	908	1:6	1:5
Vizagapatam	5,260	5,480	608	721	1:9	1:8
Godāvāri, East	7,922	8,334	1,678	1,644	1:6	1:5
Godāvāri, West	5,329	5,799	1,381	1,631	1:4	1:4
Kistna	5,618	6,276	1,416	1,751	1:4	1:4
Guntūr	6,717	6,830	1,676	1,220	1:4	1:6
Kurnool	2,680	2,645	881	826	1:3	1:3
Bellary	2,855	3,168	460	529	1:7	1:6
Avantapur	2,027	1,982	689	699	1:3	1:2
Cuddapah	1,530	1,646	271	291	1:6	1:5
Nellore	3,350	3,392	745	830	1:5	1:4
Madras	15,726	15,704	1,216	1,155	1:13	1:14
Chingleput	5,983	5,854	1,149	1,140	1:5	1:5
North Arcot	7,337	7,658	1,400	1,519	1:5	1:5
Chittoor	2,950	2,771	851	694	1:3	1:4
South Arcot	5,367	5,494	581	686	1:9	1:8
Tanjore	15,057	15,257	2,586	3,001	1:6	1:5
Trichinopoly	7,243	7,488	1,428	1,443	1:5	1:5
Madura	7,874	8,066	1,078	878	1:7	1:9
Rāmnād	5,312	5,365	870	509	1:8	1:11
Tinnevelly	8,118	8,256	1,848	2,081	1:4	1:4
Coimbatore	7,826	8,252	1,492	1,574	1:5	1:5
Salem	3,657	3,914	412	763	1:9	1:5
The Nilgiris	965	1,088	180	177	1:5	1:6
Malabar	16,057	16,042	3,241	2,715	1:5	1:6
South Kanara	6,917	7,091	1,479	1,392	1:5	1:6
Agency { Ganjām	211	201	5	23	1:42	1:9
{ Vizagapatam.	398	460	44	57	1:9	1:8
{ Godāvāri, East.	302	313	37	88	1:8	1:8
Total	165,493	169,844	30,354	30,955	1:5	1:5

(35)—Male pupils in Public Secondary Schools.

Districts.	Male population (Census of 1921).	Male pupils in public secondary schools on 31st March.		Percentage of male pupils to male population.	
		1928.	1929.	1928.	1929.
Ganjām	826,644	4,868	5,082	0.59	0.61
Vizagapatam	1,080,146	5,250	5,458	0.49	0.51
Godāvari, East	718,924	7,825	8,201	1.09	1.14
Godāvari, West	516,864	5,273	5,731	1.02	1.18
Kistna	546,322	5,582	6,230	1.02	1.14
Guntur	913,088	6,625	6,756	0.73	0.74
Kurnool	463,255	2,637	2,594	0.57	0.56
Bellary	439,688	2,841	3,150	0.65	0.72
Anantapur	492,346	2,019	1,978	0.41	0.40
Cuddapah	452,161	1,518	1,627	0.34	0.36
Nellore	697,880	3,157	3,185	0.45	0.46
Madras	276,107	15,738	15,808	5.70	5.73
Chingleput	752,542	5,785	5,648	0.78	0.75
North Arcot	1,021,087	7,249	7,465	0.71	0.73
Chittoor	647,625	2,319	2,740	0.45	0.42
South Arcot	1,152,414	5,333	5,441	0.46	0.47
Tanjore	1,118,702	14,876	15,038	1.33	1.35
Trichinopoly	931,890	7,194	7,425	0.77	0.80
Madura	987,468	7,790	7,988	0.79	0.81
Rāmnād	818,619	5,200	5,280	0.64	0.64
Tinnevely	929,338	8,041	8,161	0.87	0.88
Coimbatore	1,106,171	7,729	8,120	0.70	0.73
Salem	1,051,025	3,635	3,885	0.35	0.37
The Nilgiris	67,018	933	1,074	1.39	1.60
Malabar	1,510,732	15,294	15,260	1.01	1.01
South Kanara	606,280	6,699	6,845	1.10	1.13
Agency { Ganjām	165,889	204	176	0.12	0.11
{ Vizagapatam.	481,266	398	459	0.08	0.10
{ Godāvari, East	101,738	299	310	0.29	0.30
Total	20,870,749	162,906	167,133	0.78	0.80

ELEMENTARY EDUCATION FOR BOYS.
INDIAN SCHOOLS.

(36)—*Public Elementary Schools for Boys according to management.*

	1927-28.		1928-29.	
	Schools.	Pupils.	Schools.	Pupils.
<i>Under public management.</i>				
Government	1,961	76,415	2,223	87,281
Municipal Board	1,168	103,787	1,188	108,381
Local Board	13,160	709,335	13,982	741,076
<i>Under private management.</i>				
Aided	29,949	1,143,355	(a) 30,675	1,199,282
Unaided	2,169	61,246	(b) 2,028	57,855
Total ...	48,407	2,094,188	50,096	2,193,845

N.B.—(a) Of these 7,118 schools with 2,56,247 pupils were under Mission management.
(b) Of these 214 do. 5,681 do. do.

(37)—*Details of Government Elementary Schools for Boys.*

	1927-28.		1928-29.		
	Number.	Strength.	Number.	Strength.	
Practising sections of the training schools for masters	30	2,892	32	3,047	
Hill schools, Agency {	Ganjām	129	6,720	127	6,698
	Visagapatam	30	840	30	878
	Godāvari, East	18	577	18	550
Chenchu schools	19	472	21	520	
Other Elementary schools not under departmental management	1,785	64,914	1,995	75,588	
Total ...	1,961	76,415	2,223	87,281	

(38)—Public Elementary Night Schools for Boys according to management.

	1927-28.		1928-29.	
	Schools.	Pupils.	Schools.	Pupils.
Government schools	149	4,521	155	4,631
Board do.	228	6,089	215	5,539
Aided do.	4,374	133,113	5,008	137,004
Unaided do.	536	13,532	497	11,950
Total ...	5,787	157,255	5,875	159,124

(39)—Male pupils in Public Elementary Schools.

Districts.	Male population (Census of 1921).	Male pupils in public elementary schools on the 31st March.		Percentage of male pupils to male population.	
		1928.	1929.	1928.	1929.
Malabar	1,510,732	199,262	208,559	13.2	13.8
Madras	276,107	34,313	37,385	12.4	13.2
The Nilgiris	67,018	7,599	7,864	11.3	11.9
Cuddapah	452,181	47,546	49,517	10.1	11.0
South Kanara	606,280	62,045	65,849	10.2	10.9
Godāvari, East	718,924	74,189	77,771	10.3	10.8
Kistna	546,322	57,708	58,547	10.6	10.7
Tinnevely	929,338	89,637	97,169	9.6	10.5
Guntūr	913,088	91,248	93,081	10.0	10.2
Kurnool	463,255	46,125	46,744	10.0	10.1
Rāmnād	818,619	74,998	80,088	9.2	9.8
North Arcot	1,021,087	89,214	99,174	8.7	9.7
Chinglepnt	752,542	69,545	72,986	9.2	9.7
Godāvari, West	516,864	47,643	47,956	9.2	9.3
South Arcot	1,152,414	99,146	102,534	8.6	8.9
Madura	987,468	78,052	87,556	7.9	8.9
Tanjore	1,118,702	86,113	97,813	8.6	8.8
Anantapur	492,346	39,804	43,413	8.1	8.8
Ganjām	828,844	70,337	71,491	8.5	8.6
Bellary	489,688	37,329	37,713	8.5	8.6
Vizagapatam	1,080,146	86,568	85,357	8.0	7.9
Chittoor	647,625	48,082	48,956	7.1	7.6
Trichinopoly	931,890	65,559	66,888	7.0	7.2
Ganjām, Agency	166,889	11,741	11,341	7.1	6.8
Coimbatore	1,106,171	68,944	74,344	6.2	6.7
Nellore	697,380	42,013	45,375	6.0	6.5
Baleś	1,051,025	55,899	60,288	5.3	5.6
Agency { Godāvari, East	101,738	4,453	4,389	4.4	4.3
{ Vizagapatam	481,266	10,914	10,356	2.3	2.2
Total ...	20,870,749	1,804,015	1,889,602	8.7	9.6

(40)—Extension of Elementary Education.

Districts.	Number of population centres or groups of hamlets in close proximity having a population of (according to the Educational Survey Register).				Number of villages or groups of hamlets in close proximity provided with one or more public or private schools, the population of each village being				Percentage of column 6 to column 2.	Percentage of column 7 to column 3.	Percentage of column 8 to column 4.	Percentage of column 9 to column 5.	Number of villages with a population of more than 2,000, which are unprovided with schools.
	2,000 to 1,000.	1,000 to 500.	500 to 200.	Less than 200.	2,000 to 1,000.	1,000 to 500.	500 to 200.	Less than 200.					
(1)	(2)	(3)	(4)	(5)	(6)	(7)	(8)	(9)	(10)	(11)	(12)	(13)	(14)
Gōdāvāri, East	444	262	148	91	444	261	91	9	100	100	61	10	...
Kistna	269	330	444	124	269	303	371	71	100	93	84	57	...
Cuddapah	197	309	481	283	197	288	310	77	100	98	64	27	...
The Nilgiria	15	10	8	4	15	9	4	...	100	90	50
Ganjām Agency	8	54	2,995	...	8	48	308	...	100	89	10
Guntar	394	381	380	148	390	372	295	88	99	98	77	58	...
Tinnevelly	377	406	291	136	374	341	192	48	99	84	66	35	...
Kurnool	195	359	403	525	194	339	241	106	99	94	60	20	1
Tanjore	524	643	342	329	508	672	152	38	97	88	44	11	...
Ganjām	371	721	1,004	1,011	359	629	534	98	97	87	53	9	...
Madura	378	413	640	1,112	271	360	198	54	97	87	31	5	1
Gōdāvāri, West	257	238	250	167	249	220	166	46	97	92	68	27	8
North Arcot	372	674	725	822	359	678	349	136	96	85	51	17	...
South Kanara	254	567	898	817	243	502	615	391	96	89	68	48	...
Rāmnād	250	458	485	285	238	346	165	50	95	75	38	21	1
South Arcot	616	736	679	804	579	611	302	17	94	83	44	6	4
Chittoor	291	464	561	477	270	428	226	30	93	92	41	6	4
Anantapur	179	397	637	492	173	351	380	54	91	90	52	11	...
Bellary	121	282	453	345	120	270	275	70	89	98	61	20	...
Nellore	346	470	463	262	305	413	240	48	88	88	51	2	...
Trichinopoly	398	491	616	777	340	423	368	207	85	86	60	27	...
Vizagapatam	651	667	561	326	543	589	297	42	84	88	53	13	2
Coimbatore	385	494	284	151	310	382	152	12	81	77	54	6	8
Chingleput	377	540	583	283	307	429	310	46	81	79	53	16	...
Salem	491	492	794	1,500	381	375	198	38	78	78	25	8	8
Gōdāvāri, East Agency ...	14	51	1,038	...	11	39	99	...	76	76	9
Vizagapatam Agency ...	86	178	10,579	...	22	80	221	...	61	46	2
Total	8,100	11,091	26,688	10,721	7,469	9,554	7,029	1,770	92	86	26	17	38

SUPPLEMENTAL STATISTICS

(41)—Statement showing particulars of Aided Elementary Schools for Boys managed by teacher-managers.

Districts.	Number of aided elementary schools managed by teacher managers.	Number of trained teachers in such schools.	Number of such schools which received extra grant on account of efficiency of work.	Number of such schools which received diminished grant for bad work.	Number of villages in the district with a population of more than 1,000 that are not provided with elementary board or aided schools.
Ganjām	1,649	846	588	539	5
Vizagapatam	1,540	741	297	825	10
Godāvāri, East	562	252	330	136	...
Godāvāri, West... ..	538	97	168	73	1
Kistna	574	46	220	135	...
Guntūr	1,470	549	522	367	2
Kurnool	537	270	171	60	2
Bellary	709	108	294	162	1
Anantapur	734	157	260	127	6
Cuddapah	1,086	266	352	268	...
Nellore	982	275	278	234	6
Madras	67	141	35
Chingleput	499	105	136	64	1
North Arcot	604	121	366	89	11
Chittoor	627	217	408	72	6
South Arcot	1,043	172	815	264	24
Tanjore	835	334	414	115	22
Trichinopoly	654	119	504	87	2
Madura	278	94	161	25	7
Rāmnād	554	238	301	70	8
Tinnevely	609	320	253	106	11
Coimbatore	554	3	196	124	34
Salem	408	102	143	74	49
The Nilgiris	3	...	1
Malabar	1,465	1,290	909	508	24
South Kanara	173	121	56	6	3
Agencies { Ganjām	163	88	49	56	...
{ Vizagapatam	124	35	40	68	...
{ Godāvāri, East	18	10	6	4	...
Total { 1928-29	18,859	7,237	7,768	4,678	233
{ 1927-28	18,617	6,834	7,664	4,052	361

(42)—Number of Elementary Schools for Boys.

Managing agency.	Number of elementary schools at the beginning of the year, viz., on the 31st March 1928.	Number closed during the year.	Number newly opened during the year.	Number of secondary schools converted into elementary schools during the year.	Total number of elementary schools at the end of the year, viz., on the 31st March 1929.	Number of elementary school buildings constructed during the year and intended to provide accommodation for			
						Existing board schools.	Board schools at places where aided elementary schools but no board schools formerly existed.	Board schools at places where unaided elementary schools but no aided or board schools formerly existed.	Board schools at places where no elementary schools of any description, whether board, aided or unaided formerly existed.
Government... ..	1,961	68	325	..	2,223	2
Municipal Board	1,168	22	42	..	1,188	9	1
Local Board... ..	13,160	280	1,103	..	13,983	123	2
Aided	29,949	2,920	3,643	3	30,675	1
Unaided	2,169	1,926	1,785	..	2,028
Total	48,407	5,211	6,897	3	50,096	135	1	..	2

SUPPLEMENTAL STATISTICS

(43)—Statement showing the part-time and night schools for boys.

Districts.	Number of part-time and night schools on the 31st March 1929.	Part-time schools.					Number taught by				Night schools.			
		Under public management.		Un-aided Mission.	Total of part-time schools.	Teachers who are also teachers of full-time schools.	Teachers who are also teachers of other part-time schools.	Teachers of night schools.	Others.	Number of schools taught by day school teachers.	Others.	Total night schools.		
		Mission.	Non-Mission.											
Ganjām ...	248	121	122	243		
Vizagapatam ...	555	1	17	...	19	5	...	2	12	377	159	536		
Godāvāri, East ...	377	224	153	377		
Godāvāri, West ...	165	89	96	185		
Kistna ...	395	1	1	1	187	207	394		
Guntūr ...	401	185	215	401		
Kurnool ...	363	235	128	363		
Bellary ...	157	127	30	157		
Anantapur ...	313	257	56	313		
Cuddapah ...	538	358	180	538		
Nellore ...	177	66	111	177		
Madras ...	97	83	14	97		
Chingleput ...	302	64	1	1	66	1	...	1	64	218	18	236		
North Arcot ...	201	8	3	3	147	51	198		
Chittoor ...	169	1	1	1	98	70	168		
South Arcot ...	235	54	181	235		
Tanjore ...	148	98	50	148		
Trichinopoly ...	183	8	8	8	125	50	175		
Madura ...	123	1	1	1	95	27	122		
Rāmnād ...	172	143	29	172		
Tinnevelly ...	78	60	13	73		
Coimbatore ...	164	1	...	1	...	2	...	1	1	149	13	162		
Salem ...	101	3	34	67	101		
The Nilgiris ...	25	1	1	1	3	19	3	22		
Malabar ...	229	158	57	215		
South Kanara ...	15	8	7	15		
Agency. { Ganjām ...	4	2	2	4		
{ Vizagapatam ...	61	...	3	...	3	1	2	33	25	58		
{ Godāvāri		
{ East ...	10	9	1	10		
Total. { 1928-29.	5,996	4	77	23	1	2	107	7	1	3	96	3,740	2,135	5,875
{ 1927-28.	5,906	3	82	27	3	4	119	45	25	7	41	3,549	2,238	5,787

(44)—Statement showing the number of elementary school buildings (boys' schools) constructed during the year 1928-29.

Districts.	Number of elementary school buildings (for boys' schools) constructed by							Total.
	Public agencies.			Private agencies.				
	Government.	Municipal board.	Local board.	Aided.		Unaided.		
				Mission.	Non-Mission.	Mission.	Non-Mission.	
Ganjām	6	...	33	...	9	48
Vizagapatam	3	5	54	2	11	72
Godāvāri, East	1	...	11	4	7	23
Godāvāri, West	1	8	17	2	1	...	29
Kistna	6	...	7	12	1	26
Guntūr	4	...	1	16	5	4	...	80
Kurnool	1	1	2
Bellary
Anantapur	1	1
Cuddapah	2	8	2	12
Nellore	1	...	1	2
Madras
Chingleput	1	1	3	5	19	...	8	32
North Arcot	8	1	6	7	49	1	6	78
Chittoor	3	9	12
South Arcot	2	...	2	2	9	...	3	18
Tanjore	23	1	4	...	10	...	4	42
Trichinopoly	4	...	6	...	2	12
Madura	3	1	20	6	7	37
Rāmnād	3	6	5	...	1	15
Tinnevely	2	7	14	1	2	26
Coimbatore	1	16	7	10	34
Salem	1	11	4	1	...	17
The Nilgiris	1	18	1
Malabar	3	1	156	178
South Kanara	32	...	27	59
Agency { Ganjām	5	...	4	9
{ Vizagapatam	2	8	13
{ Godāvāri, East	1	1	2
Total. { 1928-29	58	6	187	120	438	10	61	830
{ 1927-28	103	16	123	131	381	18	77	844

(45)—Statement showing the number of teachers, the percentage of trained teachers to the total number in each district, the number of pupils per trained teacher and the number of pupils per teacher in elementary schools for boys on the 31st March 1929.

Districts.	Elementary schools for boys.						
	Number of teachers.		Percentage of trained teachers to the total number in each district.	Total number of pupils on rolls on the 31st March 1929.	Number of pupils per trained teacher.	Number of pupils per teacher.	
	Trained.	Total.					
Ganjām	1,805	4,324	42	78,983	44	18	
Vizagapatam	2,150	4,552	47	98,908	44	21	
Gōdāvari, East	2,387	3,828	62	97,294	21	25	
Gōdāvari, West	1,498	2,579	58	62,470	42	24	
Kistna	1,862	3,480	54	76,558	41	22	
Guntūr	2,726	5,095	54	114,231	42	22	
Kurnool	1,476	2,371	62	53,444	37	28	
Bellary	789	1,736	43	40,383	55	23	
Anantapur	1,030	2,100	49	47,256	46	23	
Cuddapah	1,132	2,631	43	54,686	48	21	
Nellore	1,234	2,556	48	58,958	44	21	
Madras	1,218	1,756	69	42,143	35	24	
Chingleput	1,785	3,138	56	82,765	47	26	
North Arcot	1,687	3,720	45	109,926	65	30	
Chittoor	1,189	2,307	52	54,835	46	24	
South Arcot	1,971	4,214	47	112,446	57	27	
Tanjore	2,417	4,660	52	111,098	46	24	
Trichinopoly	1,313	2,843	46	72,138	55	25	
Madura	1,973	3,422	58	93,986	48	27	
Rāmnād	1,519	3,755	40	87,421	58	23	
Tinnevelly	2,354	4,826	49	112,517	48	23	
Coimbatore	1,509	3,082	49	82,539	55	27	
Salem	1,247	2,455	51	64,094	51	26	
The Nilgiris	250	384	65	3,230	37	24	
Malabar	4,808	11,301	43	274,007	56	24	
South Kanara	1,528	3,363	45	82,571	54	25	
Agency { Ganjām	338	533	63	12,193	36	23	
{ Vizagapatam	240	492	49	11,177	47	23	
{ Gōdāvari, East	173	259	67	5,590	32	22	
Total. {	1928-29	45,538	91,762	50	2,193,845	48	24
	1927-28	43,002	87,978	49	2,084,138	49	24

SPECIAL EDUCATION.

(46) — Statement showing the number of students studying each subject of the technical, art, industrial and commercial group on 31st March.

	1928.	1929.	
Art education—			
Drawing	66	308	
Technical Drawing	197	
Design	108	480	
Painting	30	811	
Modelling	878	44	
Geometrical Drawing	4	
	1,082		1,674
Technical education—			
Civil Engineering	213	101	
Mechanical Engineering	338	433	
Electrical Engineering and Practical Telegraphy	674	217	
	1,220		751
Industrial education—			
Wood Engraving	357	496	
Jewellers' Work	20	17	
Printing, Book-binding, etc.	665	307	
Wood work	15,693	17,724	
Metal work	286	102	
Rattan work	627	414	
{ Cotton-weaving	10,261	10,751	
{ Carpet-weaving	292	382	
{ Lace-making	418	855	
Textiles ... { White Embroidery	
{ Tape-making	970	1,347	
{ Hand-knitting	657	49	
{ Embroidery	703	539	
Tailoring and Dress-making	425	240	
Agriculture	1,528	1,321	
	32,907		34,524
Commercial education—			
Book-keeping	305	358	
Commercial Correspondence	168	153	
Banking	112	97	
Commercial Geography	43	33	
Shorthand	680	684	
Typewriting	1,184	1,180	2,505
	2,482		
Total ...	37,625		89,454

(47)—TRAINING SCHOOLS FOR MASTERS ON THE
31ST MARCH 1929.

(47)—Training schools for Masters on the 31st March 1929.

Districts.	Schools.	Strength : Training section.				Strength : Practising section.		Number of students who passed the examination for Teachers' certificates during the year.				Number of students who obtained employment during the year.		
		On the 31st March 1928.	On the 31st March 1929.			On the 31st March 1928.	On the 31st March 1929.	Secondary.		Elementary.		In the district.	Elsewhere.	
			Secondary.	Higher.	Lower.			Total.	Preliminary.	Final.	Preliminary.			Final.
Ganjām (Government).	Berhampur Secondary Training School...	142	42	68	54	164	72	72	3	1	42	77	89	2
	Chicacole Training School	100	...	57	53	110	71	67	32	51	41	1
	Russellkonda Training School	66	84	84	148	153	19	37	23	...
	Total ...	308	42	125	191	358	291	292	3	1	98	165	153	8
Vizagapatam (Government).	Vizagapatam Training School	152	...	148	69	217	46	40	85	17	33	1
	Bimlipatam Training School	105	20	67	71	158	26	5	40	...
	Parvatipur (Telugu) Training School ...	35	72	72	59	2	16	1	...
	Total ...	292	20	215	212	447	105	40	88	38	74	1
Godāvari, East. (Government).	Rajahmundry Secondary Training School.	98	103	103	382	392	26	28	30
	Rajahmundry Higher Elementary Training School	176	...	97	90	187	52	71	45	...	34	...
	Amalapur Training School	205	...	38	107	195	79	...	58	5
	Rajahmundry U.L.C.M. Training School.	88	...	45	47	92	102	93
	Cocanada C.B.M. Training School ...	157	...	83	80	168	84	97	95	60	8
	Secondary Training Class attached to the P.R. College, Cocanada	20	20	20	1,098	1,063	16	4	13
Total ...	789	123	313	324	760	1,713	1,716	42	...	124	95	184	56	

Godāvāri, West (Government).	Ellore Training School	199	87	96	56	239	54	52	67	80	...
	Narasapur Training School	165	...	97	71	168	80	99	73	46	9	...
	Total	364	87	193	127	407	134	151	73	113	88	2
Kistna (Government).	Masulipatam Training School	185	...	103	82	185	108	83	60	77	...
	Bezawada Training School	35	49	84	...	72
	Secondary Training Class attached to the Noble College, Masulipatam	46	41	41	147	41	39	30	13
	Masulipatam C.M.S. Higher Elementary Training School	171	...	81	76	157	171	157	81	83	...
Total	402	41	219	207	467	426	353	39	141	190	13	...
Guntūr (Government).	Guntūr Secondary Training School	160	102	81	...	183	54	48	31	...	39	...	34	5
	Guntūr Muhammadan Training School	82	...	21	68	89	41	...	10	11
	Ongole Training School	74	...	58	68	126	76	91	21	4	11	...
	Narasaraopet Training School	83	...	48	70	118	21	22	17	3
	Bāpatla A.B.M. Training School	127	...	73	63	136	176	186	48	...	36	18
	Guntūr U.L.C.M. Training School	94	102
Total	620	102	231	269	652	408	275	31	...	168	26	108	37	...
Kurnool (Government).	Kurnool Training School	97	...	41	70	111	66	68	33	33	39	...
	Nandyāl S.P.G. Training School	101	...	41	52	89	101	106	87	23	48	1
	Secondary Training Class attached to the S.P.G. High School, Nandyāl	19	25	25	147	144	13	3	9	6
Total	217	25	82	122	229	314	318	13	3	70	56	96	7	...
Bellary (Government).	Bellary Secondary Training School	174	58	46	67	171	115	58	46	5	27	24	32	27
	Bellary Muhammadan Training School	53	52	62	49	64	29	18	12	10
	Hospet Training School	68	22	12	58	92	135	125	31	35	15	4
	Total	295	80	58	177	315	299	247	46	5	87	77	59	41

(47)—Training schools for Masters on the 31st March 1929—cont.

Districts.	Schools.	Strength: Training section.					Strength: Practising section.		Number of students who passed the examination for Teachers' certificates during the year.				Number of students who obtained employment during the year.	
		On the 31st March 1928.	On the 31st March 1929.				On the 31st March 1928.	On the 31st March 1929.	Secondary.		Elementary.		In the district.	Elsewhere.
			Secondary.	Higher.	Lower.	Total.			Preliminary.	Final.	Preliminary.	Final.		
Anantapur (Government). (Aided)	Anantapur Training School	126	28	49	91	168	99	80	86	37	51	1
	Gooty L.M. Training School	46	...	40	...	46	117	46	9	8	9	13
	Total	172	28	95	91	214	216	126	45	40	60	14
Ouddapah (Government).	Bāyachōti Training School	107	...	40	78	118	75	99	42	33	38	6
Nellore (Government). (Aided)	Nellore Secondary Training School	222	91	79	67	237	67	56	28	7	31	11	30	8
	Kanigiri Training School	90	...	52	49	101	150	22	...	24	2	
	Tharupadu U.L.C.M. Training School	97	...	97	...	89	28	...	38	...
Total	312	91	228	116	435	217	145	28	7	51	11	87	5	
Madras (Government).	Madras Muhammedan Training School	43	...	26	31	67	109	128	23	17
	Madras Right Elementary Training School	240	...	134	139	273	89	99	33	...	14	41
	Total	283	...	160	170	330	198	227	61	17	14	41
Chingleput (Government).	Secondary Training Class attached to the Teachers' College, Saidapet	64	69	69	697	659	29	19	13
	Chingleput Training School	163	...	87	83	170	68	43	70	8
	Total	227	69	87	83	239	397	659	29	...	68	43	89	21

North Arcot (Government). (Aided) ...	Banipet Training School	165	...	92	101	193	139	118	58	75	56	6
	Arcot Muhammadan Training School ...	53	32	52	...	59	16	...	10	8
	Vellore Union Mission Training School ...	57	...	67	...	67	93	74	23	73	8	19
	Ambur M.E.L.M. Training School ...	11	4	4	193	215
	Total ...	286	4	159	153	316	425	466	97	148	72	38
Chittoor (Government).	Chittoor Secondary Training School ...	199	58	77	74	209	106	102	38	27	50	37	49	41
	Tirupati Training School	90	...	61	60	121	23	10	20	5
	Total ...	289	58	138	134	330	106	102	38	27	73	47	69	46
South Arcot (Government). (Aided) ...	Villupuram Training School	156	...	85	72	167	60	67	66	...	57	10
	Cuddalore Training School	158	...	83	74	167	134	120	67	62	53	12
	Pindivanam R.C. Training School ...	123	...	54	78	132	353	361	58	48	53
	Chidambaram Sri Minakshi Secondary Training School	236	74	75	75	224	31	...	63
	Total ...	673	74	297	299	670	547	548	31	...	196	115	158	75
Tanjore (Government). (Aided) ...	Tanjore Secondary Training School ...	300	152	151	90	393	210	195	58	36	70	57	198	74
	Māyavaram Training School	133	...	95	88	183	32	24	35	...
	Traquebar E.L.M. Training School ...	77	...	78	...	78	29	6	25	10
	Total ...	510	152	324	178	654	210	195	58	36	131	87	258	84
Trichinopoly (Government). (Aided) ...	Trichinopoly Training School	136	...	97	91	188	56	72	53	30	36	2
	Trichinopoly R.C. Boarding and Training School	131	...	83	62	145	92	107	48	60	17	34
	Secondary Training Class attached to the High School, Srirangam	31	40	40	322	334
	Total ...	298	40	180	153	373	470	513	101	90	53	36

Districts.	Schools.	Strength: Training section.					Strength: Practising section.		Number of students who passed the examination for Teachers' certificates during the year.				Number of students who obtained employment during the year.	
		On the 31st March 1928.	On the 31st March 1929.				On the 31st March 1928.	On the 31st March 1929.	Secondary.		Elementary.		In the district.	Elsewhere.
			Secondary.	Higher.	Lower.	Total.			Preliminary.	Final.	Preliminary.	Final.		
Madura (Government). (Aided) ...	Dindigul Training School	178	81	81	78	285	98	115	30	34	30	108	40	8
	Pasumalai A.M. Training School	190	70	62	52	184	115	179	27	9	63	86	54	48
	Total	368	151	143	125	419	211	294	57	43	93	144	94	56
Bāmnād (Government).	Bāmnād Training School	96	...	60	59	119	93	114	43	23	32	4
	Srivilliputtar Training School	79	...	79	69	148	5	23	5	...
	Total	175	...	139	128	267	93	114	48	46	37	4
Tinnevelly (Government). (Aided) ...	Tinnevelly Secondary Training School	188	70	77	57	204	80	101	28	39	32	45	63	4
	Kovilpatti Training School	106	...	61	53	114	25	...	30	12
	Palacottah C.M.S. Training School	189	46	78	20	144	276	257	15	18	52	28	50	17
	Secondary Training Class attached to the Thiruthapathi High School, Ambāsamudram	81	290
	Total	464	116	216	130	462	586	358	43	57	109	73	143	38
Coimbatore (Government). (Aided) ...	Coimbatore Secondary Training School	152	73	86	...	159	173	151	31	28	44	23	64	21
	Erode Training School	130	128	128	84	36	21	15
	Dhārāpuram Wesleyan Mission Training School	36	...	38	...	38	193	119	2
	Erode London Mission Training School	34	...	48	...	48	89	197	10	...	8	1
Total	352	78	172	128	373	455	467	31	28	138	61	93	37	

(48)—Training schools for Mistresses on the 31st March 1929.

Districts.	Schools.	Strength: Training section.					Strength: Practising section.		Number of students who passed the examination for Teachers' certificates during the year.				Number of students who obtained employment during the year.	
		On the 31st March 1928.	Secondary.	On the 31st March 1929.			On the 31st March 1928.	On the 31st March 1929.	Secondary.		Elementary.		In the district.	Elsewhere.
				Higher.	Lower.	Total.			Preliminary.	Final.	Preliminary.	Final.		
Ganjām (Government).	Berhampur Secondary and Training School	6	6	
Vizagapatam (Government).	Vizagapatam Training School	8	8	...	84	
Gōdāvari, East (Government). (Aided) ... {	Rajahmundry Secondary and Training School	59	17	26	20	63	141	133	8	...	12	...	7	13
	Rajahmundry U.L.O.M. Training School	24	...	22	...	22	127	108	6	1	2	2
	Cocanada C.B.M. Training School	30	...	32	...	32	128	132	17	15	12
	Total ...	113	17	80	20	117	396	373	8	...	18	18	24	27
Kistna (Aided) ...	Masulipatam C.M.S. Training School	50	...	51	...	51	104	98	27	17
Guntur (Government). (Aided) ... {	Guntur Training School for Muhammadan Women	24	24	24	101	98
	Guntur Stall Training School	63	...	76	...	76	219	185	25	...	12	...
	Ongole A.B.M. Training School	39	...	87	...	87	150	157	45	...	9	10
	Phirangipuram St. Ann's Training School	32	...	39	...	39	...	138	14	...	8	2
	Total ...	158	...	152	24	176	470	573	84	...	29	12

Kurnool (Government).	Kurnool Training School for Muhamma- dan Women	18	18	...	68		
Bellary (Government).	Bellary Training School	60	...	26	34	60	110	180	21	12	5	22	
	Hospet Training School	12	...	3	4	7	...	7	4	
	Bellary Training School for Muhamma- dan Women	28	26	..	26	
	Total	72	...	29	64	93	110	163	25	12	5	22	
Anantapur (Government).	Anantapur Secondary and Training School	4	19	23	..	23	
Nellore (Govt.). (Aided)	Nellore Training School	67	..	41	51	92	107	134	25	14	3	14	
	Nellore A.B.M. Training School	47	...	47	...	47	137	177	18	...	4	10	
	Total	114	...	88	51	139	294	311	43	14	7	24	
Madras (Government).	Egmore Presidency Training School	34	...	32	...	32	415	407	16	...	14	...	
	Royapetta Hobart Muhammadan Second- ary and Training School	44	5	15	26	46	271	289	8	...	11	8	
	Lady Willingdon Secondary and Training School	73	44	25	...	69	532	592	23	23	8	10	30	10	
	Triplicane Sarada Ladies Union Training School	12	37	49
	(Aided) ...	Kilpauk St. Christopher's Secondary Training School	7	50	50	...	32	...	5	4	3
		Royapuram U.F.C.M. Training School	40	170
Total	198	99	84	63	246	1,388	1,320	23	28	32	10	59	21		
Chingleput (Govt.). (Aided)	Conjeeveram Training School	60	...	32	22	54	234	272	22	...	17	9	
	St. Thomas' Mount Gnanodhaya Training School	35	...	38	...	38	15	15	...	15	...	
	Total	95	...	70	22	92	249	272	37	...	32	9	
North Arcot (Government).	Vellore Secondary and Training School...	9	10	10	200	232	8	
	Gudiyattam Training School	3	23	26	...	218	
	Total	9	10	3	23	36	200	450	8	

(48)—Training schools for Mistresses on the 31st March 1929—cont.

Districts.	Schools.	Strength: Training section.					Strength: Practising section.		Number of students who passed the examination for Teachers certificates during the year.				Number of students who obtained employment during the year.	
		On the 31st March 1928.	Secondary.	On the 31st March 1929.			On the 31st March 1928.	On the 31st March 1929.	Secondary.		Elementary.		In the district.	Elsewhere.
				Higher.	Lower.	Total.			Preliminary.	Final.	Preliminary.	Final.		
Chittoor (Aided).	Chittoor Beattie Memorial Training School	34	...	44	...	44	70	38	19	...	2	14
South Arcot (Government).	Cuddalore Secondary and Training School Vriddachalam Training School	59	3	30	27	60	149	149	30	8	16	8
	Total ...	59	8	30	44	77	149	326	30	8	16	8
Tanjore (Govt.)... Trichinopoly (Government).	Tanjore Training School Trichinopoly Viscountess Goschen Training School for Muhammadan Women	58	...	45	31	76	183	205	35
(Aided) ...	Trichinopoly Holy Cross Secondary and Training School Trichinopoly St. Angela's Training School. Puttur All Saints S.P.G. Training School.	42	48	48	306	325	27	8	10	12
		108	...	89	22	111	149	197	45	...	14	29
		47	...	49	...	49	132	133	24	4	9	17
	Total ...	223	48	148	37	233	770	847	27	8	69	9	33	58
Madura (Government). (Municipal). (Aided) ...	Dindigul Training School Madura Training School Madura Capron Hall Training School	4	32	36
		21	29	29	14	1
		118	31	69	...	100	289	281	19	9	51	11	32	80
	Total ...	184	31	73	61	165	289	281	19	9	65	11	32	31

Rāmnād (Government).	Rāmnād Training School	42	...	15	25	40	...	94
Tinnevely (Aided).	Palamcottah Sarah Tucker Training School	81	26	57	10	93	182	187	18	...	20	...	30	8
	Nazareth St. John's Training School	34	...	34	...	34	222	186	17	1	15	3
	Total	115	26	91	10	127	404	375	16	...	37	1	45	11
Coimbatore (Government). (Aided).	Coimbatore Training School	37	9	40	...	49	401	481	1	...	12	...	15	...
	Erode Training School	38	57	57	4	...
	Dhārāpuram Wesleyan Mission Training School	12	12	...	81
	Total	75	9	40	69	118	401	562	1	...	12	...	19	...
Salem (Aided) ...	Hasthampatti London Mission Training School	12	...	30	...	30	...	30	66	113
Nilgiris (Aided).	Ootacamund Bethlehem Training School.	24	...	17	...	17	131	140	14	...	14	3
Malabar (Government).	Calicut Moyan Training School	148	...	157	19	178	340	356	53	...	6	...
	Tellicherry Training School	67	...	44	27	71	183	227	31	81	...
	Cannanore Training School	34	48	48	442	548	...	12	10	1
	Total	249	48	201	46	296	965	1,131	...	12	58	31	47	1
South Kanara (Government). (Aided) ...	Mangalore Training School	55	...	53	17	70	195	195	22	...	24	...
	Mangalore St. Ann's Training School	86	58	19	...	77	424	413	16	9	20	2	19	16
	Total	141	58	72	17	147	619	608	16	9	42	2	43	16
	Grand total ..	1,973	349	1,367	658	2,374	7,258	6,370	118	66	642	133	407	257

(49)—*Medical Schools.*

(Under the control of the Surgeon-General with the Government of Madras.)

Districts.	Names of schools.	Number on the rolls on the 31st March 1928.	Number on the rolls on the 31st March 1929.
Madras	Madras Medical College (School Department).	43	128
	Rayapuram Medical School	395	391
	Lady Willingdon Medical School (Girls)	83	85
Tanjore	Tanjore Medical School	182	174
Madura	Madura Medical School... ..	78	...
Coimbatore	Coimbatore Medical School	36	72
<i>Aided.</i>			
North Arcot	Vellore Missionary Medical School (Girls)	73
Total		817	928

(50)—TECHNICAL, INDUSTRIAL OR ART SCHOOLS AND CLASSES
ON 31st MARCH 1929.

(50-a)—*Technical, Industrial or Art schools and classes on the*

(1)	Number on rolls on the 31st March 1928.	Number on rolls on the 31st March 1929.	Number of students							
			(4) Mechanical Engineering.	(5) Electrical Engineering and Practical Telegraphy.	(6) Agriculture.	(7) Design.	(8) Painting.	(9) Engraving.	(10) Cabinet-making.	(11) Blacksmith's work.
<i>(a) Industrial and other Schools (under the Control of the Director of Industries).</i>										
GOVERNMENT.										
Nellore Girls' Industrial School	34	40
Madras School of Arts and Crafts (a)	466	501	8	41	124	183	18
Madras Trades School and its branches (b)	690	841	120	160
Madras Leather Trades School ...	7	5
Madras Penitentiary Carpentry Class	38	55	55	...
Perambur Industrial School ...	78	79	24	...
Madras Textile Institute	52	52
Tanjore Borstal School	245	279	129	...
Madura Industrial Institute ...	83	74	17	50
Total ..	1,693	1,926	128	160	41	124	408	68
LOCAL BOARD.										
Yemunanur Adi-Dravida School.	15	15
AIDED.										
Parlakimedi Raja's Industrial School	18	24	24	...
Vizagapatam St. Aloysius Industrial School	30	17
Vizagapatam St. Aloysius Supplementary Industrial School	30	19	19
Cocanada C.B.M. Industrial School.	33	40	33	...
Masulipatam Andhra Jatiya Kalasala	50	47
Gundala St. Joseph's Industrial School	34	47	47	...

(a) Teaches also Lacquer work to 118 and

(b) Teaches also plumbing and minor sanitary science to 48, Railway apprentices to 200

SUPPLEMENTAL STATISTICS

31st March 1929. (Schools under the control of other departments.)

receiving instruction in													Approximate annual total value of work turned out.	Amount actually realized from the sale of manufactured articles.	Number of students who obtained employment during the year.	
Rattan work.	Boot and Shoe-making.	Leather work.	Cotton-weaving.	Carpet-weaving.	Lace-making.	Tailoring and Dress-making.	Embroidery.	Printing and Book-binding.	Repair of Scientific instruments.	Motor-driving and Repairing.	Oil-engine Driving.					Rs.
(12)	(13)	(14)	(15)	(16)	(17)	(18)	(19)	(20)	(21)	(22)	(23)	(24)	(25)	(26)		
...	51	...	20
...	2	18,694	17,668
...	136	120
...	...	5
35	18,884	7,481	...	3	...
...	52
...	96	...	54	33,431	27,858
...	7	...	75,087	72,582
85	...	5	148	2	125	...	20	136	...	7	...	1,45,596	1,25,589	123
...	15
...	3,692	3,307
...	17
...	7	...	9,000	1,200
...	3
...	7,200	6,167

Goldsmith's work to 17, students.

technical drawing to 102, and preparatory Trades School course to 75, students.

(50-a)—*Technical, Industrial or Art schools and classes on the*

(1)	Number of students									
	(2) Number on rolls on the 31st March 1928.	(3) Number on rolls on the 31st March 1929.	(4) Mechanical Engineering.	(5) Electrical Engineering and Practical Telegraphy.	(6) Agriculture.	(7) Design.	(8) Painting.	(9) Engraving.	(10) Cabinet-making.	(11) Blacksmith's work.
<i>(c) Industrial and other Schools (under the Control of the Director of Industries)—cont.</i>										
AIDED—cont.										
Cowtaram Srikrishna Parishad Industrial School	12	13	13	...
Guntur U.L.C.M. Rural Lace School	29	63	45	12	...
Guntur St. Joseph's Girls' Industrial School	26	22
Ongole A.B.M. Girls' Industrial School	20	20
Kurnool Cole's Memorial Vocational School	56	45
Bellary St. Joseph's Girls' Industrial School	85	72
Gudur O.E.L.M. Girls' Industrial School	46	41
Vepery Chengalvaraya Nayakar's Technical Institute (a)	351	317	122	33	24	...
Madras Anjuman Industrial School, Madras Orr Assisted Industrial School	95	100	58	...
Mylapore Seva Sadan Industrial School	41	45
Mylapore	70	51
Kilpauk C.S.M. Girls' Industrial School	75	62
Mylapore Ramakrishna Students' Home	19	25	5	20
Madras Sri Ram Motor School	72	66
Saidapet A.A.M. Industrial School.	27	24	12	...
Chingleput U.F.C.M. Lace School.	62	56
Ikkadu Wesleyan Mission Industrial School	97	137
Katpadi A.A.M. Industrial School.	150	141	123	...
Vellore Anjuman Industrial School.	50	61	61	...
Melvisharam Anjuman Industrial School (b)	52	67	34	...

(a) Teaches also technical

(b) Teaches also general

31st March 1929. (Schools under the control of other departments)—cont.

receiving instruction in

(12)	(13)	(14)	(15)	(16)	(17)	(18)	(19)	(20)	(21)	(22)	(23)	(24)	(25)	(26)
Bastian work.	Boot and Shoe-making.	Leather work.	Cotton-weaving.	Carpet-weaving.	Lace-making.	Tailoring and Dress-making.	Embroidery.	Printing and Book-binding.	Repair of Scientific Instruments.	Motor-driving and Repairing.	Oil-engine Driving.	Approximate annual total value of work turned out.	Amount actually realized from the sale of manufactured articles.	Number of students who obtained employment during the year.
												Rs.	Rs.	
...	210	110	...
...	6
...	22	978	928	4
...	20
...	35	10
...	72	798	698	...
...	41	2,000	2,115	...
...	18	11	14	12,068	13,427	5
...	12	80	8,354	9,434	...
...	45
21	8	...	12	...	10	1
...	22	...	40	1,578	1,591	6
...	500	459	...
...	86
...	6	...	6	...	10,249	9,256	...
...	56
...	25	...	112	32,310	24,233	...
...	18
...	1,200	7,500	2
...	3,875	786	...

drawing to 95 students.
education to 88 students.

(50-a)—*Technical, Industrial or Art schools and classes on the*

(1)	Number on rolls on the 31st March 1928.	Number on rolls on the 31st March 1929.	Number of students							
			Mechanical Engineering.	Electrical Engineering and Practical Telegraphy.	Agriculture.	Design.	Painting.	Engraving.	Cabinet-making.	Blacksmith's work.
(2)	(3)	(4)	(5)	(6)	(7)	(8)	(9)	(10)	(11)	
<i>(a) Industrial and other Schools (under the control of the Director of Industries)—cont.</i>										
AIDED—cont.										
Tiruppattur Anjuman Industrial School	...	21	21	...	
Palmnaner A.A.M. Industrial School	54	47	22	25	...	
Tindivanam St. Joseph's Industrial School	78	76	3	73	...	
Panruti D.M. Industrial School	97	104	48	...	
Kilur D.M. Girls' Industrial School.	33	40	
Cuddalore D.M. Girls' Industrial School	30	31	
Tanjore St. Francis Xavier's Industrial School	90	83	88	...	
Kumbakonam St. Mary's Industrial School	78	65	6	69	...	
Mayavaram Leipzig Mission Women's Industrial School (a)	42	48	
Trichinopoly St. Joseph's Industrial School	47	47	22	25	...	
Karur Wesleyan Mission Industrial School	58	65	5	37	...	
Puttur All Saints' Industrial School	35	34	3	27	...	
Kannur Wesleyan Mission Lace School	21	25	
Trichinopoly Holy Cross Convent School	55	76	
Pasumalai Trades' School	60	74	37	10	
Dindigul C.S.M. Industrial School.	25	33	27	6	
Madura St. Joseph's Convent School	123	142	
Nazareth S.P.G. Art Industrial School	90	88	69	3	
Adaikalapuram St. Joseph's Industrial School	35	30	17	

(a) Teaches also mat-making

(50-a)—*Technical, Industrial or Art schools and classes on the*

(1)	Number on rolls on the 31st March 1928.	Number on rolls on the 31st March 1929.	Number of students							
			(4) Mechanical Engineer- ing.	(5) Electrical Engineering and Practical Tele- graphy.	(6) Agriculture.	(7) Design.	(8) Painting.	(9) Engraving.	(10) Cabinet-making.	(11) Blacksmith's work.
<i>(a) Industrial and other Schools (under the control of the Director of Industries)—cont.</i>										
AIDED—cont.										
Palamcottah C.M.S. Industrial School for the Blind (a)	73	70
Idayangudi S.P.G. Lace School ...	16	32
Kudankulam S.P.G. Lace School ...	23	22
Vadakankulam R.C. Lace School (b)	76	84
Tuticorin Holy Cross Industrial School	67	76
Anjengo Sacred Heart Industrial School	23	31
Kudankulam Hindu Girls' Indus- trial School	33	42
Coimbatore St. Joseph's Industrial School	153	157	39	118	...
Erode L.M. Weaving School	92	96
Erode L.M. Girls' Industrial School (c)	50	61
Coimbatore Immaculate Concep- tion Girls' School	60
Ootacamund Nazareth Convent Girls' Industrial School	21
Ariakode Y.M.C.A. Industrial School	32	26
Calicut Commonwealth Embroidery School	51	48	8	...
Mangalore Commonwealth Engi- neering Works classes	18	17	17
Total	5,048	5,575	433	49	45	...	41	124	1,466	124
<i>(b) Schools of Agriculture (under the control of the Director of Agriculture).</i>										
GOVERNMENT.										
Taliparamba School	41	44	44

(a) Teaches also mat-making
(b) Teaches also sericulture
(c) Teaches basket-making

31st March 1929. (Schools under the control of other departments)—cont.

receiving instruction in													Approximate annual total value of work turned out.	Amount actually realized from the sale of manufactured articles.	Number of students who obtained employment during the year.
Rattan work.	Boot and Shos-making.	Leather work.	Cotton-weaving.	Carpet-weaving.	Lace-making.	Tailoring and Dress-making.	Embroidery.	Printing and Book-binding.	Repair of Scientific instruments.	Motor-driving and Repairing.	Oil-engine Driving.				
(12)	(13)	(14)	(15)	(16)	(17)	(18)	(19)	(20)	(21)	(22)	(23)	(24)	(25)	(26)	
...	40	6,108	5,981	...	
...	82	644	
...	22	477	
...	74	1,300	758	9	
...	31	...	45	2,474	676	...	
...	20	...	17	157	195	...	
...	42	719	375	...	
...	96	88,000	86,887	...	
...	1,958	1,424	...	
...	430	380	...	
...	17	...	48	3,000	2,872	...	
...	13	...	8	4,140	2,730	...	
9	9	830	558	3	
...	48	3,259	7,487	...	
...	
75	15	5	563	17	855	...	459	162	45	161	24	5,68,510	5,10,863	198	
...	

to 80 students.
to 10 students.
to 61 students.

(50-a)—*Technical, Industrial or Art schools and classes on the*

(1)	Number on rolls on the 31st March 1928.	Number on rolls on the 31st March 1929.	Number of students								
			Mechanical Engineering.	Electrical Engineering and Practical Telegraphy.	Agriculture.	Design.	Painting.	Engraving.	Cabinet-making.	Blacksmith's work.	
(b) Schools of Agriculture (under the control of the Director of Agriculture)—cont.											
AIDED.											
Melrosapuram U.F.C.M. Agricultural School	43	53	53	
Total ...	89	97	97	
(c) Reformatory and Certified Schools (under the control of the Inspector-General of Prisons).											
GOVERNMENT.											
Rajahmundry Junior Certified School	64	87	
Chingleput Reformatory and Senior Certified School (a) ...	329	392	54	45	60	
Rāmpet Junior Certified School ...	99	113	58	17	...	
AIDED.											
Society for the Protection of Children	98	67	...	
Total ...	492	690	110	129	60	
(d) Other Schools (under the control of the Police Department).											
GOVERNMENT.											
Srtvilhputtur Kallar Industrial School	8	8	4	...	
Grand total ...	5,637	6,370	438	40	263	...	41	124	1,599	174	

(a) Teachers also band and bugle to 33

31st March 1929. (Schools under the control of other departments)—cont.

receiving instruction in													Approximate annual total value of work turned out.	Amount actually realized from the sale of manufactured articles.	Number of students who obtained employment during the year.
(12)	(13)	(14)	(15)	(16)	(17)	(18)	(19)	(20)	(21)	(22)	(23)	(24)			
Rattan work.	Boot and Shoe-making.	Leather work.	Cotton-weaving.	Carpet-weaving.	Lace-making.	Tailoring and Dress-making.	Embroidery.	Printing and Book-binding.	Repair of Scientific instruments.	Motor-driving and Repairing.	Oil-engine Driving.	Rs.	Rs.		
75	15	5	840	17	855	22	531	162	45	161	24	5,70,645	6,12,564	193	
...	
...	64	41	
...	22	18	1,995	1,588	...	
...	31	140	118	...	
...	86	18	72	2,135	1,701	...	
...	4	

and masonry to 35, students.

(50-b)—*Technical, Industrial or Art schools or classes on the*

(1)	Number on rolls on the 31st March 1928.	Number on rolls on the 31st March 1929.	Number of students						
			(4) Civil Engineering.	(5) Mechanical Engineering.	(6) Electrical Engineering and Practical Tele- graphy.	(7) Drawing.	(8) Design.	(9) Modelling.	
(1) Schools of Engineering.									
GOVERNMENT.									
Vizagapatam Engineering School ...	86	101	101
Trichinopoly Engineering School ...	113
Total ...	199	101	101
<i>Schools of Electrical Engineering.</i>									
UNAIDED.									
Trichinopoly Priestley Railway Institute (a)	439	168	168
Total ...	439	168	168
(2) Schools of Art Drawing.									
MUNICIPAL BOARD.									
Vizianagram Drawing Class	80	29	29
Kumbakonam Art Class (b)	496	269	44	40	44	...
Total ...	526	328	73	40	44	...
(3) Schools of Commerce.									
GOVERNMENT.									
Vizagapatam School of Commerce ...	77	88
Madras Institute of Commerce (c) ...	121	143
Calicut School of Commerce	164	181
AIDED.									
Pudupet Convent School of Commerce ...	260	224
Madura Kalyanam Institute of Com- merce	76	124
Kanara School of Commerce	69	69

(a) Teaches also subjects on railway
 (b) Teaches also painting to 6,
 (c) Teaches also auditing

31st March 1929. (Schools under the control of the Director of Public Instruction.)

receiving instruction in								Approximate annual total value of work turned out.	Amount actually realized from the sale of manufactured articles.	Number of students who obtained employment during the year.
Book-keeping.	Commercial Geography.	Shorthand.	Typewriting.	Banking.	Commercial Correspondence.	Tailoring and Dress-making.	Music.			
(10)	(11)	(12)	(13)	(14)	(15)	(16)	(17)	(18)	(19)	(20)
...	Rs.	Rs.	10
...	10
...
...
...
...	378	2
...	378	2
31	13	55	73	22	28
61	8	30	...	37	30
47	5	52	48	7	21
106	...	39	163	7	56
14	7	23	111	3
12	...	14	69	7	7

transport, freight and working.
engraving to 13 and cabinet-making to 248 students.
to 67 students.

(50)-b—*Technical, Industrial or Art schools, or classes on the*

(1)	Number on rolls on the 31st March 1928.	Number on rolls on the 31st March 1929.	Number of students					
			(4) Civil Engineering.	(5) Mechanical Engineering.	(6) Electrical Engineering and Practical Tele- graphy.	(7) Drawing.	(8) Design.	(9) Modelling.
(3) <i>Schools of Commerce—cont.</i>								
UNAIDED.								
Narasapur Sarada Phono Typewriting Institute	20	16
Madras Presidency Shorthand-writers' Association	55	64
Madras Singh's Institute of Commerce.	24	32
Madras Shorthand-writers' Association.	9	11
Tanjore Royal Technical Institute ...	27	25
Tanjore T. V. K. Technical Institute ...	14	17
Tanjore Krishna Vilas Technical Institute	15	15
Kumbakonam Laxmi Vilas Technical Institute	21	18
Kumbakonam Sri Rama Vilas Technical Institute	60	50
Kumbakonam Sri Ranga Vilas Technical Institute	37	38
Kumbakonam Pachaiyappa's Street School of Commerce	27	19
Mayavaram Victoria Technical Institute.	4	10
Mayavaram Nataraja's do.	10	8
Mayavaram Saraswati Vilas Technical Institute	5	5
Mayavaram Lakshmi Vasam Typewriting Institute	2
Mayavaram Sri Abhayambika Typewriting Institute	4
Papanasam Commercial Institute ...	6	5
Shiyali Tirupurasundari Vilas Technical Institute	15	6
Mannargudi Institute of Commerce ...	22	30
Negapatam Manikka Vilas Technical Institute	13	12
Negapatam Sri Krishna Technical Institute	27	32
Tiruvārūr Mettu Street Technical Institute	4
Tiruvārūr Sri Tyagaraja Technical Institute	8	15
Tiruvārūr Sri Raja Rajeswari Technical Institute	12	12
Tiruvārūr Durgalaya Remington Institute	10

SUPPLEMENTAL STATISTICS

31st March 1929. (Schools under the control of the Director of Public Instruction)—cont.

receiving instruction in								Approximate annual total value of work turned out.	Amount actually realized from the sale of manufactured articles.	Number of students who obtained employment during the year.
Book-keeping.	Commercial Geography.	Shorthand.	Typewriting.	Banking.	Commercial Correspondence.	Tailoring and Dress-making.	Music.			
(10)	(11)	(12)	(13)	(14)	(15)	(16)	(17)	(18)	(19)	(20)
...	...	5	16	Rs. ...	Rs.
...	...	64
6	...	5	15	...	6
...	...	11
2	...	10	25
4	...	17	15	2	1
3	13	15
3	...	10	18
7	...	40	45	...	2
1	...	24	32
5	...	9	14
...	...	10	8
...	...	2	6
...	...	5	5
...	2
...	...	3	4
2	...	1	5	...	1
...	...	6	6
2	...	8	80
...	...	8	12
2	...	10	25
...
...	15
...	12
...	10

(50-b)—*Technical, Industrial or Art schools or classes on the*

(1)	Number on rolls on the 31st		Number of students					
	(2) March 1928.	(3) March 1929.	(4) Civil Engineering.	(5) Mechanical Engineering.	(6) Electrical Engineering and Practical Telegraphy.	(7) Drawing.	(8) Design.	(9) Modelling.
(3) Schools of Commerce—cont.								
UNAIDED—cont.								
Trichinopoly Central School of Commerce	24	48
Trichinopoly Ranga Vilas Technical Institute	53	64
Trichinopoly Metropolitan School of Commerce	32
Trichinopoly Sri Krishna Technical Institute	35	50
Trichinopoly Saraswati School of Commerce	34	32
Lalandi New Street Saraswati Technical Institute	4
Kulittalai School of Commerce	10
Trichinopoly Kamala Sloan-Duployan Institute	21	15
Srirangam Sloan-Duployan Institute	3
Madura Dubash Kader Commercial School	20	32
Madura Minakshi Typewriting Institute	16	16
Madura College Technical Class	35	28
Srivilliputtur Technical Institute (a)	20	13
Coimbatore Shorthand Studio	24	34
Coimbatore Mahaganapati Technical Institute	30	22
Erode Sri Ram Technical Institute	17	15
Gobiohettipalaiyam Commercial Institute	13	10
Salem School of Commerce	40	18
Total ...	1,626	1,682
(4) Schools of Dress-making.								
AIDED.								
New Town School of Dress-making	17	18
Total ...	17	18

(a) Teaches also cotton spinning to 1 and

31st March 1929. (Schools under the control of the Director of Public Instruction)—cont.

receiving instruction in										
Book-keeping.	Commercial Geography.	Shorthand.	Typewriting.	Banking.	Commercial Correspondence.	Tailoring and Dress-making	Music.	Approximate annual total value of work turned out.	Amount actually realized from the sale of manu- factured articles.	Number of students who obtained employment during the year.
(10)	(11)	(12)	(13)	(14)	(15)	(16)	(17)	(18)	(19)	(20)
								Rs.	Rs.	
6	...	15	45	3	1
...	...	19	48
...	...	4	46
...	...	6	32
...
...	...	4	11
1	...	20	22
...	16
...	...	20	21
...	18
...	34
...	...	10	12
...	...	3	15
...	...	3	7
...	...	5	13
315	38	628	1,127	88	153
...	18	2,833	...
...	18	2,833	...

tape-making to 2 students.

(50-b)—*Technical, Industrial or Art schools or classes on the 31st March*

(1)	Number on rolls on the 31st March 1928.	Number on rolls on the 31st March 1929.	Number of students					
			(4) Civil Engineering.	(5) Mechanical Engineering.	(6) Electrical Engineering and Practical Telegraphy.	(7) Drawing.	(8) Design.	(9) Modelling.
(5) Schools for Defectives.								
MUNICIPAL BOARD.								
Royapuram Deaf and Dumb School	30
AIDED.								
Rentachintla U.L.G.M. School for the Blind (a) ...	22	27
Bapatla Leper School ...	5	12
Mylapore Deaf and Dumb School (b) ...	61	67
Graemes Road—Deaf, Dumb and Blind School ...	25	34
Palamcottah T.D.T.A. Blind Boys' School ...	49	43
Palamcottah O.M.S. Deaf and Dumb School (c) ...	78	79
Palamcottah T.D.T.A. Blind Girls' School ...	29	70
Total ..	269	362
(6) Adult Education Classes								
GOVERNMENT.								
Rajahmundry Training College Adult Education Class	47
Chingleput, Teachers' College Adult Education Class	83
Coimbatore College Adult Education Class	29
Palghat College Adult Education Class	41
AIDED.								
Aska Adult Education Class	28
Conjeeveram Adult Education Class attached to Youngmen's Brotherhood	27

(a) Teaches also rope-making to 6, basket-making to 4, tape-

(b) Teaches also rattan-

(c) Teaches also carpentry to 9, card-board

1929. (Schools under the control of the Director of Public Instruction)—cont.

receiving instruction in								Approximate annual total value of work turned out.	Amount actually realized from the sale of manufactured articles.	Number of students who obtained employment during the year.
Book-keeping.	Commercial Geography.	Shorthand.	Typewriting.	Banking.	Commercial Correspondence.	Tailoring and Dress-making.	Music.			
(10)	(11)	(12)	(13)	(14)	(15)	(16)	(17)	(18)	(19)	(20)
..	Rs. 76
..	6	12	69
38	9	..	16
..
..
..	21
..	6,326	5,321	..
38	9	..	48	12	6,471	5,321	..
..
..
..
..
..
..

making to 4, mat-weaving to 6, and hand-knitting to 1, students.
 work to 16 students.
 modelling to 47, and agriculture to 2, students.

(50-b)—*Technical, Industrial or Art schools or classes on the 31st March*

(1)	Number on rolls on the 31st March 1928.	Number on rolls on the 31st March 1929.	Number of students					
			(4) Civil Engineering.	(5) Mechanical Engineering.	(6) Electrical Engineering and Practical Telegraphy.	(7) Drawing.	(8) Design.	(9) Modelling.
(6) Adult Education Classes—cont.								
AIDED—cont.								
Tiruvannamalai Adult Education Class	...	25
Ohandraciri Adult Education Class	...	24
Rajapalayam Adult Education Class attached to Dharmaraja School	...	36
Udamalpet Adult Education Class	...	17
Mangalore Muslim Adult Education Institute	...	49
Farengipet Adult Education Class	...	31
UNAIDED.								
Koyambedu Adult Education Class	...	38
Total	...	475
(7) Other Schools.								
GOVERNMENT.								
Madras Domestic Economy Class	...	185
Madras Singing Class	...	15	38
AIDED.								
Mylapore Sri Vidyodaya School	...	55
Rachanyapuram Lucy Perry Noble Institute (a)	...	90	88
UNAIDED.								
Vizianagram Sri Vijaya Rama Gnana Patasala	...	30	32
Masulipatam Sri Andhra Jatiya Khalsala	...	79
Total	...	404	153

(a) Teaches also cotton-weaving to 24, mat-making to 4, home-

1929. (Schools under the control of the Director of Public Instruction)—cont.

receiving instruction in										
Book-keeping.	Commercial Geography.	Shorthand.	Typewriting.	Banking.	Commercial Correspondence.	Tailoring and Dress-making.	Music	Approximate annual total value of work turned out.	Amount actually realized from the sale of manufactured articles.	Number of students who obtained employment during the year.
(10)	(11)	(12)	(13)	(14)	(15)	(16)	(17)	(18)	(19)	(20)
..	Rs.	Rs.	..
..
..
..
..
..
..	33
..
..	64	..	9,737	5,017	8
..
..	32
..
..	64	65	9,737	5,017	9

management nursing and medicine to 15, and basket-making to 88, students.

(50-c)—*Technical, Industrial or Art schools or classes on the 31st March 1929. (Manual*

(1)	Number of students		Number of students							
	(2) Number on rolls on the 31st March 1928.	(3) Number on rolls on the 31st March 1929.	(4) Agriculture.	(5) Horticulture and Gardening.	(6) Tailoring and Dress-making.	(7) Cabinet making.	(8) Embroidery.	(9) Hand-knitting.	(10) Cotton Spinning and Weaving.	(11) Carpet-making.
<i>Government.</i>										
Manual Training Class attached to the Government Training School, Chica- cole	100	109	109
Manual Training Class attached to the Government Training School, Berhampur	168	179	179
Manual Training Class attached to the Government Training School, Russell- konda	134	162	162
Manual Training Class attached to the Government Training School, Parvati- puram	35	72	72
Manual Training Class attached to the Government Training School, Vizagapatam	152	216	216
Manual Training Class attached to the Government Training School, Bimlipatam	105	158	158
Manual Training Class attached to the Government Training School, Rajahmundry	176	187	187	...
Manual Training Class attached to the Government Training School, Amalapuram	205	195	195
Manual Training Class attached to the Government Training School, Ellore.	190	239	239
Manual Training Class attached to the Government Training School, Narasapur	165	168
Manual Training Class attached to the Government Training School, Masulipatam	185	185
Manual Training Class attached to the Government Training School, Guntur (a)	158	182	182
Manual Training Class attached to the Government Training School, Narasaraopet	83	118	118
Manual Training Class attached to the Government Training School, Ongole.	103	126	126	...
Manual Training Class attached to the Government Training School, Guntur (Muhammudan)	81	89	89
Manual Training Class attached to the Government Training School, Kurnool	124	142	142
Manual Training Class attached to the Muhammadan High School, Kurnool.	...	138	138	...

(a) Teaches also Mechanical

(50-c)—*Technical, Industrial or Art schools and classes on the 31st March 1929. (Manual*

(1)	Number of students		Number of students								
	(2)	(3)	(4)	(5)	(6)	(7)	(8)	(9)	(10)	(11)	
	Number on rolls on the 31st March 1928.	Number on rolls on the 31st March 1929.	Agriculture.	Horticulture and Gardening.	Tailoring and Dress-making.	Cabinet-making.	Embroidery.	Hand-knitting.	Cotton Spinning and Weaving.	Carpet-making.	
<i>Government—cont.</i>											
Manual Training Class attached to the Government Training School, Bellary.	174	171	171	
Manual Training Class attached to the Government Training School, Hospet.	68	92	92	
Manual Training Class attached to the Government Training School, Anantapur	169	216	216	...	
Manual Training Class attached to the Government Training School, Rayachoti	107	118	118	...	
Manual Training Class attached to the Government Training School, Nellore (a)	222	237	236	
Manual Training Class attached to the Government Training School, Madras	266	294	294	
Manual Training Class attached to the Government Training School, Madras (Muhammadan)	152	185	185	
Choolai Central Manual Training School (b)	435	498	346	
Industrial section attached to Government Secondary and Training School, Royspetta	7	8	8	
Madras Manual Training Class	164	190	190	
Manual Training Class attached to the Government Training School, Chingleput	155	164	164	
Saidapet Teachers' College, Manual Training Class	11	8	8	
Saidapet Teachers' College Art Masters Class (c)	10	16	14	
Manual Training Class attached to the Government Training School, Ranipet.	207	193	193	
Manual Training Class attached to the Government Training School, Arcot (Muhammadan)	76	52	52	...	
Manual Training Class attached to the Government Training School, Chittoor	199	209	209	
Manual Training Class attached to the Government Training School, Tirupati	90	121	121	
Manual Training Class attached to the Government Training School, Villupuram	156	157	157	
Manual Training Class attached to the Government Training School, Cuddalore	168	157	157	

(a) Teachers also paper and card-board modelling to 1 student.

(50-c)—Technical, Industrial or Art schools or classes on the 31st March 1929. (Manual

(1)	Number on rolls on the 31st March 1928.	Number on rolls on the 31st March 1929.	Number of students							
			(4) Agriculture.	(5) Horticulture and Gardening.	(6) Tailoring and Dress-making.	(7) Cabinet-making.	(8) Embroidery.	(9) Hand-knitting.	(10) Cotton Spinning and Weaving.	(11) Carpet-making.
<i>Government—cont.</i>										
Manual Training Class attached to the Government Training School, Tanjore.	390	418	418
Manual Training Class attached to the Government Training School, Trichinopoly	186	189	188	..
Manual Training Class attached to the Government Training School, Dindigul (a)	178	235	235
Manual Training Class attached to the Government Training School, Srivilliputtur	79	148	148	..
Manual Training Class attached to the Government Training School, Tinnevely	188	204	204
Manual Training Class attached to the Coimbatore College Secondary Training Class	152	159	159	..
Manual Training Class attached to the Secondary School, Erode	130	128	128	..
Manual Training Class attached to the Secondary School, Salem	229	250	250	..
Manual Training Class attached to the Victoria College, Palghat	170	194	126
Manual Training Class attached to the Brennen College, Secondary Training Class, Tellicherry	232	278	278
Manual Training Class attached to the Government Training School, Cannanore	163	216	216
Manual Training Class attached to the Government Training School, Calicut.	285	348	348
Manual Training Class attached to the Govt. Training School, Malappuram...	242	292	292
Manual Training Class attached to the Government Training School, Palghat.	156	172	172
Manual Training Class attached to the Govt. Training School, Badagara ..	132	177	177
Manual Training Class attached to the Adi-Dravida Labour Elementary School, Puzhati	101	98
Manual Training Class attached to the Mangalore College Secondary Training Class	40	71	..	44	..	27
Manual Training Class attached to the Higher Elementary Training School, Mangalore (b)	205	241	241
Manual Training Class attached to the Serango Welchman Training School.	61	59	59
Total	8,262	9,827	..	44	..	6,952	8	..	1,670	239

(a) Teaches also drawing to 235 students.

SUPPLEMENTAL STATISTICS

of Vocational training classes attached to Schools for General or Special Education)—cont.

receiving instruction in

(12)	(13)	(14)	(15)	(16)	(17)	(18)	(19)	(20)	(21)	(22)	(23)	(24)	(25)	(26)	(27)	(28)	(29)
Tape-making and mat-weaving.	Rope-making.	Textile-printing.	Press Work.	Book-binding.	Goldsmithy.	Aluminum Work.	Metal Work.	Blacksmith's Work.	Clay modelling.	Engraving and Lacquer Work.	Rattan Work.	Basket Work.	Mica Work.		Approximate annual total value of work turned out.	Amount actually realized from the sale proceeds of manufactured articles.	Number of students who obtained employment during the year.
..	28	25.	..
..	3
..	52	52	..
..
148	31	49	..
..
..	22	22	..
..	39
..	43	40	..
..	68	14
..
..
..
..	21	78	..
..	49	224	..
..	83	65	..
..	86
..
..	85
..
..
..
681	..	185	68	218	1,328	1,843	..

(b) Teaches also drawing.

(50-c)—Technical, Industrial or Art schools or classes on the 31st March 1929. (Manual

(1)	Number on rolls on the 31st March 1928.	Number on rolls on the 31st March 1929.	Number of students							
			(4) Agriculture.	(5) Horticulture and Gardening.	(6) Tailoring and dress-making.	(7) Cabinet-making.	(8) Embroidery.	(9) Hand-knitting.	(10) Cotton spinning and weaving.	(11) Carpet-making.
<i>Municipal Board.</i>										
Berhampur Municipal Oriya School ..	66	107	107	..
Anakapalle Sewing Class ...	105
Do. Carpentry Class ...	114
Bimlipatam Municipal High School	170	149	..
Edapalli Elementary School ...	31	41	41	..
Nuruddinpetta Elementary School ...	48	47	47	47
Kurnool Municipal High School ...	338	369	369	..
Nandyal Municipal High School ...	170	164	84	80	..
Bellary Municipal High School ...	398	414	414
Hindupur Municipal High School ...	85	77	77	..
Cuddapah Municipal High School ...	355	318	165	62	..
Proddatur Municipal High School ...	182	206	206	..
Nellore Municipal Muhammadan Middle School ...	94	87	50	..
Walajapet Municipal Elementary School for Sourashtras ...	29	31	31	..
Walajapet Municipal High School ...	429	385	385
Bandipalayam Municipal Elementary School ...	27	31	31	..
Karur Municipal High School ...	630	662	256
Coimbatore Manual Training Class for Devangas ...	75	74	74	..
Pollachi Municipal High School ...	204	404	250
Salem College Tailoring Class ...	65	81	81
Salem College Manual Training Class ...	487	575	575
Ootacamund Municipal High School (a) ...	267	326	..	321
Cannanore Municipal High School ...	200	200	200
Calicut Town Adi-Dravida Municipal Elementary School ...	69	77
Tellicherry Town Mappilla Municipal Elementary School ...	181	181	181	..
Koduvalli Municipal Elementary School ...	28	48	48	..
Total ...	4,627	5,020	..	321	81	2,329	1,498	47
<i>Local Board.</i>										
Aaska Board High School ...	210	188	188
Russellkonda Board High School ...	65	73	73
Tanuku Board High School (b) ...	13	26
Nidamaru Board High School ...	19
Nidadavolu Board High School ...	60	104	104
Gannavaram Board High School ...	85	72
Avanigadda Board High School ...	81	90
Kaikalur Board Middle School (c) ...	77	112

(a) Teaches also shorthand and

(b) Teaches practical

(c) Teaches card.

or Vocational training classes attached to Schools for General or Special Education)—cont.

receiving instruction in

(12)	(13)	(14)	(15)	(16)	(17)	(18)	(19)	(20)	(21)	(22)	(23)	(24)	(25)	(26)	(27)	(28)	(29)
Tape-making and Mac-weaving.	Rope-making.	Textile-printing.	Press Work.	Book-binding.	Goldsmithy.	Aluminium Work.	Metal Work.	Blacksmith's Work.	Clay Modelling.	Engraving and Lacquer Work.	Basket Work.	Mica Work.			Approximate annual total value of work turned out.	Amount actually realized from the sale of proceeds of manufactured articles.	Number of students who obtained employment during the year.
Es.	Es.	Es.	Es.	Es.	Es.	Es.	Es.	Es.	Es.	Es.	Es.	Es.	Es.	Es.	Es.	Es.	Es.
...	81
...	10
...	...	41	165	150	...
...	...	47	15
...	16
...	91	20	25	...
...	38	50	...
...	50	1,478	...
...	73	490	...
...	8	175	...
...	3	3	...
...	210
...
...
...
...	154	50
...	25
...	83
...	11	11	...
...	77	30	31	...
...	9	658	...
...	13
...	...	88	700	3,069	...
...	...	196	364	91	77
...
...
...
...
...
...
...	9
...	20
72
90
...
...
...
...
...

typewriting to 25 students.

telegraphy.

board modelling.

(50-c)—*Technical, Industrial or Art schools or classes on the 31st March 1929. (Manual*

(1)	Number on rolls on the 31st March 1928.	Number on rolls on the 31st March 1929.	Number of students							
			(4) Agriculture.	(5) Horticulture and Gardening.	(6) Tailoring and Dress-making.	(7) Cabinet-making.	(8) Embroidery.	(9) Hand-knitting.	(10) Cotton Spinning and Weaving.	(11) Carpet-making.
<i>Local Board—cont.</i>										
Kapileswarnapuram Bd. Ely. School ...	51	69	350
Bapatla Board High School ...	492	536	120
Repalli Board High School ...	176	231	231
Kollur Board High School ...	234	252	252
Duggirala Board High School ...	210	240
Atmakur Board High School ...	90	81	81
Atmakur Free Bdg. Adi-Andhra School.	47	33	10	23
Koilkuntla Hindu School ...	134	123	123
Harpanahalli Board High School ...	279	244	244
Kottar Board Middle School ...	78	116	116
Yemmiganur Board Middle School ...	111	124	124
Yemmiganur Bd. Ely. School (a) ...	15	13
Penukonda Board High School ...	68	70	70
Badvel Board School (b) ...	63	72
Gudur Board School ...	137	142	142
Kavali Board High School (c) ...	203	247	135	95
Kandukur Board High School ...	178	182	182
Atmakur Board Middle School ...	86	96	96
Poonamallee Board High School ...	294	313	313	313
Vettavalam Board Higher Elementary School ...	105	98	98
Chengam Board Higher Elementary School ...	84	102	102
Chittoor Board High School ...	326	322	322
Buvanagiri Board Elementary School.	175	150	150
Lalpet Elementary School ...	49	55	55
Thorapadi Board Elementary School ...	24	20	20
Kodavasal Board High School ...	243	182	182
Talakkadu Board Elementary School.	...	19	19
Tattayongarpettai Board Elementary School ...	59	74	74
Jayankondan Board Elementary School.	96	105	105
Muthunendal Board Elementary School.	...	22	...	22	22
Ambasamudram Board Sengunthur Elementary School ...	36	44	44
Srivaikuntam Board Elementary School.	...	81	81
Dharapuram Board High School (d) ...	889	982	241
Bhavani Board High School ...	283	209	209
Satyamangalam Board Middle School.	98	111	111
Perundurai Board Middle School ...	95	101	101
Thudupatti Board Elementary School...	10	9	9
Utukali Board Elementary School	35	35
Attaiyampatti Board Hindu Elementary School ...	49	51	51
Yedapalli Board Elementary School ...	66
Pentalayani Board Elementary School.	20	18	18

(a) Teaches

(b) Teaches card-

(c) Teaches also shorthand and

(d) Teaches also card-board

or Vocational training classes attached to Schools for General or Special Education)—cont.

receiving instruction in

(12)	(13)	(14)	(15)	(16)	(17)	(18)	(19)	(20)	(21)	(22)	(23)	(24)	(25)	(26)	(27)	(28)	(29)
Tape-making and mat-weaving.	Rope-making.	Textile printing.	Press work.	Book-binding.	Goldsmithy	Aluminum work.	Metal work.	Blacksmith's work.	Clay modelling.	Engraving and Lacquer work.	Rattan work.	Basket work.	Mica work.		Approximate annual total value of work turned out.	Amount actually realized from the sale-proceeds of manufactured articles.	Number of students who obtained employment during the year.
89	18	15	..
240	258	305	..
..	17
..	27	27	..
..	141	122	..
..	9
..	4	20	..
..	48	45	..
..	28
..	65	53	..
..	142	142	..
..	156	133	..
..	96	96	..
..	51
..	50
..	8
..	205	191	..
..	113	92	..
..	332
..	65	46	..
..	118	78	..
..	206	204	..
..	426	400	..
..	119	118	..
..	221
..	98	109	..
..	27
..
..	55
..	8

shoe-making.
board modelling.
typewriting to 17 students.
modelling to 141 students.

(50-c)—*Technical, Industrial or Art schools or classes on the 31st March 1929. (Manual*

(1)	Number on rolls on the 31st March 1928.	Number on rolls on the 31st March 1929.	Number of students							
			(4) Agriculture.	(5) Horticulture and Gardening.	(6) Tailoring and Dress-making.	(7) Cabinet-making.	(8) Embroidery.	(9) Hand-knitting.	(10) Cotton spinning and weaving.	(11) Carpet-making.
<i>Local Board—cont.</i>										
Mankarai Board Elementary School ...	78	96	96
Tanur Board Elementary School ...	49	44	44
Pattambi School ...	183	194	194
Kuttipuram School ...	205	221	221
Kokkalar School ...	156	159	159
Velur School ...	106	113	159	159
Beyyore School ...	101	113	113
Karkal Board High School ...	144	159	113
Bhadrachalam School ...	93	88	159
						88
Total ...	6,829	7,221	496	22	...	1,905	4,375
<i>Aided.</i>										
Dharakota Raja's School ...	49	60	60
Mandasa Raja's School ...	69	100	100
Bimliputani C.B.M. Elementary School ...	108
Oocanada McLaurin High School ...	337	230	230
Do. C.B.M. Training School	183	163
Oocanada P.R. College ...	139	158	158	...
Vuyyur C.B.M. Boys' Boarding Elementary School (a) ...	97	188	...	100	...	100
Vuyyur C.B.M. Girls' Boarding Elementary School ...	81
Vidyanagar C.M.S. Girls' Elementary School	177	177	177	177
Nusavid R.R. High School ...	52	58	59
Giddalur S.P.G. Vocational School	30	19	11
Chirala U.L.C.M. Higher Elementary School (b) ...	128	121	121
Bellary Wardlaw High School ...	219	294	294
Gooty London Mission High School ...	247	204	204
Rajampet T.K. Elementary School	76	76
Pullavidi S.P.G. Elementary School ...	23
Kalasapad S.P.G. Elementary School ...	70
Pullampet S.V.B.D. Saba Elementary School ...	70	76	76
Kavali A.B.M. Elementary School (c) ...	101	202	44	30
Mylapore R.R. High School ...	75	89	25
Vepery St. Paul's High School ...	230	205
Kilpauk M.E.M. School ...	65	73	78
St. Patrick's Orphanage, Adyar ...	40	42	42
Kilpauk Civil Orphan Asylums ...	58	58	58
Thinglepudi U.F.C.M. High School ...	124	145	145
Madhav Wesleyan Mission Boarding School ...	30	34	23	11
Arkonam C.S.M. High School ...	278	279	279

(a) Teaches also building work to 100.

(b) Teaches also mechanical

(c) Teaches also domestic

(50-c)—*Technical, Industrial or Art schools or classes on the 31st March 1929. (Manual*

(1)	Number on rolls on the 31st March 1928.	Number on rolls on the 31st March 1929.	Number of students								
			(4) Agriculture.	(5) Horticulture and Gardening.	(6) Tailoring and Dressmaking.	(7) Cabinet-making.	(8) Embroidery.	(9) Hand-knitting.	(10) Cotton spinning and weaving.	(11) Carpet-making.	
<i>Aided—cont.</i>											
Vellore Sri Mahant's High School ...	87	136	96	40	...
Natrampatti Panchayat Elementary School ...	55	108	190	...
Tiruvannāmalai D. M. School ...	187	512	319	198	...
Arkonam C.S.M. Elementary School	20
Tiruppanangad Adi-Dravida Elementary School (a)	6
Chidambaram Sri Minakshi Training School ...	236	224
Tanquebar E.L.M. Training School (b) ...	77	78	224
Mayavaram National High School (c) ...	144	157
Tirukkattappalli High School (d) ...	85	97
Poraiyar Nadar's High School (e) ...	183	191	8	8	...
Shivaji L.M. High School (f) ...	171	198	15	...
Tanjore St. Antony's High School (g) ...	178	141	15
Trichinopoly Aryan Secondary School.	311
Srirangam High School ...	179	186	186	...
Pasumalai High and Training School ...	585	667	667
Paramakudi C.S.M. Elementary School.	16	15	15
Tinnevely Hindu College ...	20	352	352
Palamcottah St. Xavier's College ...	250	268	111	27	...
Palamcottah C.M.S. Training School ...	183	201	201
Pattamadai School ...	30	30	30	...
Magnasapuram C.M.S. High School ...	147	155	155
Dbarapuram Wesleyan Mission High School ...	162	183	183
Erode London Mission School ...	34	48	48	...	48	...
Meikapillaiyur London Mission Elementary School ...	60	30	80
Keti Wesleyan Mission High School ...	56	74	74
Keti Laidlaw Memorial of St. George's Homes ...	30	40	40
Lovedale Lawrence Memorial Royal Military School for boys (h) ...	13	12
Ootacamund, Breek's Memorial School.	63	63	53
Ootacamund C.M.S. Elementary School.	128	131	131
Ootacamund St. Joseph's Elementary School ...	82	58	58
Coonoor St. Joseph's College (h) ...	12	12

- (a) Teaches button-
 (b) Teaches also painting to 37,
 (c) Teaches painting to 64, and
 (d) Teaches also design to 70,
 (e) Teaches painting to
 (f) Teaches also painting to 183, and
 (g) Teaches design to 56,
 (h) Teaches

(50-c)—*Technical, Industrial or Art schools or classes on the 31st March 1929. (Manual*

(1)	Number on rolls on the 31st March 1928.	Number on rolls on the 31st March 1929.	Number of students							
			(4) Agriculture.	(5) Horticulture and Gardening.	(6) Tailoring and Dressmaking.	(7) Cabinet-making.	(8) Embroidery.	(9) Hand-knitting.	(10) Cotton spinning and weaving.	(11) Carpet-making.
<i>Aided—cont.</i>										
Cannanore Payyan's School	45	49	46	...
Calicut Ganapati High School (a) ...	108	102	87
Palghat Nuruni Hindu High School ...	412	414	414	...
Perungalam Saliya Elementary School.	65	83	83	...
Nettar Basel Mission Training School ..	81	89	89
Mathilakam St. Joseph's Elementary School	105	130	130	...
Mangalore Ganapati High School	261	264	189	75	...
Nileshwar Raja's High School	76	131	68	63	...
Mangalore Court-Hill Adi-Dravida Elementary School	34	47	44
Total	7,654	8,840	572	100	...	4,682	...	48	2,467	59
<i>Unaided.</i>										
Tenali U.L.C.M. Higher Elementary School	133	164	12	59	55	...
Ongole A.B.M. Higher Elementary School (b)	42	12	...
Ittamoli A.V. Joseph's High School	143	143
Total	133	349	12	202	87	...
Grand total	27,505	31,057	1,087	487	93	15,868	8	48	10,077	345

(a) Teaches also free-hand drawing to 67, outline drawing to 35,

(b) Teaches also leather

or Vocational training classes attached to Schools for General or Special Education)—cont.

receiving instruction in													Approximate annual total value of work turned out.	Amount actually realised from the sale-proceeds of manufactured articles.	Number of students who obtained employment during the year.		
(12)	(13)	(14)	(15)	(16)	(17)	(18)	(19)	(20)	(21)	(22)	(23)	(24)				(25)	(26)
Tape-making and mat-weaving.	Rope-making.	Textile printing.	Press work.	Book-binding.	Goldsmithy.	Aluminium work.	Metal work.	Blacksmith's work.	Clay modelling.	Engraving and Lacquer work.	Rattan work.	Basket work.	Mica work.		Rs.	Rs.	
...	87	23	628	...
...	12	60	...
...	60	583	...
...	316
...	47	106	204	...
189	111	30	...	47	89	28	169	11,865	7,162	...
...	38
...	20	4	305	179	...
...	25	177	...
...	58	4	330	356	...
1,341	58	273	...	307	102	...	411	180	323	169	37	...	17,794	16,854	...

painting to 4, design to 4, and Geometrical drawing to 4, students.
work to 6 students.

SUPPLEMENTAL STATISTICS

(51)—*Sessional Schools at work during 1928-29.*

Districts.	Number of sessional schools at work during the year.	Number of teachers admitted.	Number who completed the course.
Guntur	2	38	38
Bellary	1	22	22
Anantapur	1	20	20
Cuddapah	1	27	27
Chingleput	1	35	25
South Arcot	1	37	37
Rāwṇād	1	24	20
Ganjām Agency	1	15	5
Vizagapatam Agency	2	16	16
Total ...	11	224	210
	11	228	197

SUPPLEMENTAL STATISTICS

(52)—Oriental Title Examinations.

	Males.		Females.	
	Number of Examinees.	Number passed.	Number of Examinees.	Number passed.
Master of Oriental learning	1	1
Bachelor of Oriental learning
Certificate of Proficiency in Oriental learning... ..	17	10
Vidya Praveena	39	29
Siromani	41	27
{ Sanskrit and Tamil	5	3
" Telugu	61	43
" Malayalam	6	1
" Kanarese	2
" Oriya... ..	9	5
Tamil and Sanskrit	37	24	1	1
Telugu "
Kanarese "	3	3
Malayalam "	2	1
Kanarese and Tamil
{ Telugu and Kanarese	1	1
Afzul-ul-ulama
Munshi-i-Fazil	2	2
Munshi-i-kamil	12	12

Title examinations conducted by University or taken by students from Institutions of Collegiate Grade.

Vidvan examinations.

WOMEN'S EDUCATION.

INDIAN SCHOOLS.

(53)—*Number and Strength of Indian Girls' Schools (both public and private) on the 31st March.*

	1927-28.		1928-29.	
	Schools.	Pupils.	Schools.	Pupils.
<i>Public Institutions.</i>				
Government	76	8,325	98	9,622
Municipal Board	405	40,734	436	45,303
Local Board	2,171	117,944	2,662	136,775
Aided	1,429	106,731	1,598	118,348
Unaided	103	3,991	86	3,659
Total, Public Institutions ...	4,184	277,725	4,875	313,707
Private Institutions ...	89	2,475	63	1,994
Total, Private Institutions ...	89	2,475	63	1,994
Grand total ...	4,273	280,200	4,938	315,701

NOTE.—(1) Including girls reading in Indian boys' schools and excluding boys reading in Indian girls' schools, there were on the 31st March 1929, 635,207 girls under instruction in both public (Indian) and private schools against 585,339 on the 31st March 1928.

(2) The number of girls reading in Indian boys' schools (public and private), alone was 338,816 on the 31st March 1929 against 317,620 on the 31st March 1928.

SUPPLEMENTAL STATISTICS

107

(54)—Scholars (girls) in Indian Schools (public and private) under instruction and girls in Indian public elementary schools.

Districts.	Female population, census of 1921.	Scholars (girls) in Indian schools (public and private) on 31st March		Girls in public elementary schools on 31st March		Percentage of scholars (girls) in Indian schools (public and private) to female population.		Percentage of girls in public elementary schools to female population.		
		1928.	1929.	1928.	1929.	1928.	1929.	1928.	1929.	
Ganjām ...	1,008,918	12,461	13,322	12,213	13,075	1.2	1.3	1.2	1.2	
Visagapatam.	1,151,728	18,223	18,192	17,996	17,982	1.6	1.6	1.6	1.6	
Godāvāri, East.	751,939	33,412	35,698	32,421	34,561	4.5	4.8	4.3	4.6	
Godāvāri, West.	534,678	26,985	26,385	25,402	25,662	4.9	4.9	4.8	4.8	
Kistna ...	535,550	29,764	30,324	29,037	29,809	5.6	5.7	5.4	5.6	
Guntūr ...	896,486	28,628	41,632	37,094	40,113	4.3	4.6	4.1	4.5	
Kurnool ...	451,635	11,801	12,269	11,370	11,846	2.6	2.7	2.5	2.6	
Bellary ...	422,682	6,946	7,309	6,348	7,001	1.6	1.7	1.6	1.7	
Anantapur ...	483,571	8,882	9,328	8,700	9,618	1.9	2.1	1.9	2.1	
Cuddapah ...	435,748	8,456	9,356	8,223	9,134	1.9	2.1	1.9	2.0	
Nellore ...	688,173	15,952	17,795	14,417	16,746	2.3	2.6	2.1	2.4	
Madras ...	250,804	25,027	28,627	20,538	23,973	9.9	11.4	8.2	9.6	
Chingleput ...	740,516	18,541	19,894	17,903	19,310	2.5	2.7	2.4	2.6	
North Arcot...	1,034,507	21,071	24,339	20,520	23,525	2.0	2.4	2.0	2.3	
Chittoor ...	621,532	11,137	12,001	10,466	11,293	1.8	1.9	1.7	1.8	
South Arcot...	1,167,671	20,234	20,800	19,880	20,376	1.7	1.8	1.7	1.7	
Tanjore ...	1,209,583	28,917	29,750	26,751	28,008	2.4	2.5	2.2	2.3	
Trichinopoly...	970,948	15,158	16,954	13,935	15,662	1.6	1.7	1.4	1.6	
Madurai ...	1,019,614	18,538	22,228	18,461	21,089	1.9	2.2	1.8	2.1	
Rāmnād ...	908,218	16,342	18,250	15,992	17,901	1.8	2.0	1.8	2.0	
Finnevelly ...	977,976	31,982	35,081	29,422	32,310	3.3	3.6	3.0	3.3	
Coimbatore ...	1,113,677	18,665	20,718	17,591	19,429	1.7	1.9	1.6	1.7	
Salem ...	1,061,009	12,654	14,089	12,396	13,768	1.2	1.3	1.2	1.3	
The Nilgiris ...	59,501	2,675	2,899	2,608	2,736	4.5	4.9	4.2	4.6	
Malabar ...	1,588,139	101,644	113,970	93,742	105,077	6.4	7.2	5.9	6.6	
South Kanara.	641,088	27,313	29,362	22,929	25,010	4.3	4.6	3.6	3.9	
Agency.	Ganjām ...	167,009	850	1,063	829	94κ	0.5	0.6	0.5	0.6
	Vizaga- patam...	479,089	1,290	1,504	1,288	1,465	0.3	0.3	0.3	0.3
	Godāvāri, East ...	101,367	1,693	1,622	1,611	1,589	1.7	1.6	1.6	1.6
Total ...	21,448,236	535,339	635,207	550,513	599,021	2.7	3.0	2.6	2.8	

(55)—*Number and Strength of Arts Colleges for Indian Women.*

	1927-28.	1928-29.
The Queen Mary's College for Women, Madras	186	181
Women's Christian College, Madras	180	126
Holy Cross College for Women, Teppakulam	16	13
Palamcottah Sarah Tucker College	26	21
Mangalore St. Ann's College for Women	63	65
Total	481	376

NOTE.—There were besides the above, 112 women students studying in Indian Colleges intended for men—46 in the Presidency College, Madras, 8 each in St. Joseph's College, Trichinopoly, and Madanapalle Theosophical College, 7 each in the Pithapuram Raja's College, Cocanada, and the Christian College, Calicut, 5 in the Maharajah's College, Vizianagram, 4 each in the Victoria College, Palghat, and the Venkatagiri Rajah's College, Nellore, 3 each in the Noble College, Masulipatam, Andhra Christian College, Guntur, Brenuen College, Tellicherry, and the Mangalore College, 2 each in the Arts College, Rajahmundry, the National College, Adyar, and St. Aloysius College, Mangalore, and one each in the Government College, Kumbakonam, Bishop Heber College, Trichinopoly, Sri Minakshi College, Chidambaram, Hindu College, Tinnevely, and the Voorhees College, Vellore.

(56)—*Number of girls in Indian Secondary Schools on the 31st March 1929.*

Districts.	Girls.	Districts.	Girls.
Ganjām	119	Rāmnād	85
Vizagapatam	157	Tinnevely	1,489
Godāvāri, East	304	Coimbatore	855
Godāvāri, West	68	Salem	279
Kistna	207	The Nilgiris	125
Guntūr	333	Malabar	3,088
Kurnool	171	South Kanara	2,485
Bellary	191	Agency. { Ganjām	25
Anantapur	145	{ Vizagapatam	1
Cuddapah	136	{ Godāvāri, East	3
Nellore	458		
Madras	3,352	Total	17,267
Chingleput	206		
North Arcot	325		
Chittoor	387		
South Arcot	222		
Tanjore	682		
Trichinopoly	848		
Madura	555		

SUPPLEMENTAL STATISTICS

(57)—Public Elementary Schools for Girls.

	1927-28.		1928-29.	
	Schools.	Pupils.	Schools.	Pupils.
Government	33	2,637	41	3,199
Municipal Board	402	40,381	433	44,890
Local Board	2,169	117,659	2,660	186,448
Aided	1,337	95,722	(a) 1,503	106,567
Unaided	103	3,991	(b) 85	3,808
Total	4,044	260,390	4,722	294,878

(a) Of these, 601 schools with 56,339 pupils were under Mission management.
 (b) Do. 10 do. 28 do. do.

(58)—Number of Elementary Schools for Girls.

Managing agencies.	Number of elementary schools at the beginning of the year, viz., on the 31st March 1928.	Number closed during the year.	Number newly opened during the year.	Number of secondary schools converted into elementary schools during the year.	Total number of elementary schools at the end of the year, viz., on the 31st March 1929.	Number of elementary school buildings constructed during the year and intended to provide accommodation for			
						Existing board schools.	Board schools at places where aided elementary schools but no board schools formerly existed.	Board schools at places where unaided elementary schools but no board or aided schools formerly existed.	Board schools at places where no elementary schools of any description whether board, aided or unaided schools formerly existed.
Government	33	2	10	...	41
Municipal Board	402	6	37	...	433	1
Local Board	2,169	42	533	...	2,660	8
Aided	1,337	50	216	...	1,503
Unaided	103	82	64	...	85
Total	4,044	182	860	...	4,722	9

(58-a) *Public Elementary Night Schools for Girls according to management.*

Management.	1927-28.		1928-29.	
	Schools.	Pupils.	Schools.	Pupils.
Government Schools
Board Schools	5	207
Aided Schools	32	968
Unaided Schools...	9	185
Total	46	1,355

(59)—*Home Education Classes under Zenana Agencies.*

Name of institution.	Sixth form.	Fifth form.	Fourth form.	Third form.	Second form.	First form.	Fifth class.	Fourth class.	Third class.	Second class.	First class.	Total.
<i>Secondary Schools.</i>												
Madras United Free Church Home Education Classes	2	...	5	5	6	7	5	10	...	40

(60)—Statement showing particulars of Aided Elementary Schools for Girls managed by Teacher-managers.

Districts.	Number of aided elementary schools managed by teacher managers.	Number of trained teachers in such schools.	Number of such schools which received extra grant on account of efficiency of work.	Number of such schools which received diminished grant for bad work.	Number of villages in the district with a population of more than 1,000 that are not provided with an elementary board or aided school.
Ganjām	33	11
Vizagapatam	37	18	522
Godāvari, East	38	19
Godāvari, West	11	2	7	...	20
Kistna	18	6	4	2	205
Guntūr	102	79	51	10	355
Kurnool	14	2	4	...	267
Bellary	8	2	2	3	183
Anantapur	11	1	5	2	290
Cuddapah	14	1	10	4	258
Nellore	85	38	11	30	295
Madras	8	13	2	1	...
Chingleput
Arcoot, North	5	...	5	...	74
Chittoor	11	5	7
Arcoot, South	3	4
Tanjore	7	8	5	1	520
Trichinopoly	2	2	1	1	344
Madras	3	3	2
Rāmnād	3	3
Tinnevely	9	6	7
Coimbatore	2	1	2
Salem	8	...	2	...	243
The Nilgiris
Malabar	179	255	75	17	254
Kanara, South	5	5	5	...	393
Ganjām Agency	1
Vizagapatam Agency	2
Godāvari, East Agency
Total ... { 1928-29	614	481	207	71	4,826
{ 1927-28 ...	496	414	205	78	4,735

(61)—Statement showing the number of Elementary School Buildings (Girls' schools) constructed during the year 1928-29.

Districts.	Number of elementary school buildings (for girls' schools) constructed by							Total.
	Public agencies.			Private agencies.				
	Govern-ment.	Municipal Board.	Local Board.	Aided		Unaided		
				Mission.	Non-Mission.	Mis-sion.	Nou-Mission.	
Kurnool	1	2	1
Bellary	1	2
Madras	1
South Arcot	1	1	2
Madura	5	5
Rāmnād	2	2	4
Tinnevelly	1	1
The Nilgiris	1	1
Malabar	16	..	1	17
South Kanara	8	8
Total ... { 1928-29 ..	1	1	8	7	24	..	1	42
{ 1927-28 ..	1	1	4	5	19	..	5	35

(62)—Statement showing the Part-time and Night Schools for Girls.

Districts.	Number of part-time and night schools on the 31st March 1929.	Part-time schools.					Number taught by				Night schools.	
		Under public management.	Aided		Unaided	Total of part-time schools.	Teachers who are also teachers of full-time schools.	Teachers who are also teachers of other part-time schools.	Teachers of night schools, (others)	Number of schools taught by day school teachers.	Others.	Total, night schools.
			Mission.	Non-Mission.								
Ganjām	1	1	1	
Visagapatam	1	1	1	
Guntūr	6	4	6	
Belary	1	1	1	
Anantapur	6	1	6	
Cuddapah	2	5	6	
Nellore	1	2	2	
Chittoor	1	1	1	
Trichinopoly	1	1	1	
Madura	11	1	11	
Rāmnād	4	10	14	
Tinnevelly	10	2	12	
Ganjām Agency	1	2	3	
Total ... { 1928-29 ..	46	17	63	
{ 1927-28 ..	36	1	1	..	1	14	51	

(63)—Statement showing the number of teachers, the percentage of trained teachers to the total number in each district, the number of pupils per trained teacher and the number of pupils per teacher in elementary schools for girls on the 31st March 1929.

Elementary schools for girls.

Districts.	Number of teachers		Percentage of trained teachers to the total number in each district.	Total number of pupils on rolls on the 31st March 1929.	Number of pupils per trained teacher.	Number of pupils per teacher.	
	Trained.	Total.					
Ganjām	208	283	73	5,583	27	20	
Vizagapatam	300	442	68	9,431	31	21	
Godāvāri, East... ..	439	593	74	15,038	34	25	
Godāvāri, West	394	462	85	11,148	28	24	
Kistna	380	513	70	11,798	33	23	
Guntūr	598	763	78	18,963	32	25	
Kurnool	129	210	61	5,146	40	25	
Bellary	143	179	80	4,331	30	24	
Anantapur	145	239	61	5,775	40	24	
Cuddapah	89	158	56	3,965	45	25	
Nellore	265	362	73	8,163	31	23	
Madras	641	788	81	19,220	30	24	
Chingleput	249	384	68	9,531	38	28	
North Arcot	297	428	69	12,773	33	30	
Chittoor	168	222	76	5,414	32	24	
South Arcot	345	424	81	10,464	30	25	
Tanjore	431	533	81	14,723	34	26	
Trichinopoly	329	403	82	10,414	22	26	
Madura	426	582	73	14,659	34	35	
Rāmnād	306	417	73	10,568	35	25	
Tinnevelly	583	766	76	16,962	29	22	
Coimbatore	302	386	78	11,234	37	29	
Salem	208	316	66	8,960	43	28	
The Nilgiris	51	63	81	1,370	27	22	
Malabar	958	1,726	56	39,629	41	23	
South Kanara	265	328	81	8,288	31	25	
Agency ... {	Ganjām	3	5	60	96	32	19
	Vizagapatam	17	29	59	644	38	22
	Godāvāri, East.	13	17	78	388	30	23
Total {	1928-29	8,662	12,001	72	294,678	34	25
	1927-28	7,852	10,626	74	260,390	33	25

(68)—*Qualifications of Teachers employed in European Schools for general education on the 31st March.*

		Number of teachers.		
		1927-28.	1928-29.	
Teachers—				
Trained	{	Holding a degree ...	53	71
		Secondary grade ...	267	274
		Elementary higher grade.	151	143
		Do. lower grade ...	31	24
		Others	30	42
		532	554	
Untrained ...	{ (a) Certificated ...	Holding a degree ...	10	11
		Secondary grade ...	29	29
		Elementary higher grade.	20	16
		Do. lower grade ...	5	3
			64	59
	{ (b) Uncertificated ...	Holding a degree ...	15	15
		Secondary grade ...	29	28
		Elementary higher grade ...	23	22
		Do. lower grade ...	12	8
		Others	59	60
		138	183	
Total ...		734	746	

(a) Teachers of proved ability and approved service.

(b) Holding general education certificates only.

(69)—*Expenditure on European Schools.*

Expenditure from	Expenditure during		Percentage to total expenditure in	
	1927-28.	1928-29.	1927-28.	1928-29.
	RS.	RS.	RS.	RS.
Public funds	8,85,358	8,85,182	35.45	34.87
Fees	6,38,848	6,68,487	25.56	26.33
Other sources	9,73,750	9,84,924	38.99	38.80
Total ...	24,97,956	25,38,593	100.00	100.00

MUHAMMADAN EDUCATION.

(70)—*Institutions chiefly intended for Muhammadans.*

Classes of institutions.	Public institutions.											Private institutions.		Grand total.		
	Government.		Municipal Board.		Local Board.		Aided.		Unaided.		Total.		Schools.	Pupils.	Schools.	Pupils.
	Schools.	Pupils.	Schools.	Pupils.	Schools.	Pupils.	Schools.	Pupils.	Schools.	Pupils.	Schools.	Pupils.				
<i>Public institutions.</i>																
Arts colleges for men	1	96	2	71	3	167
Secondary schools for boys	6	1,266	3	239	7	1,334	1	802	17	3,141
Do. for girls	1	289	1	289
Elementary schools for boys	13	1,122	219	16,294	1,329	74,039	1,529	93,267	86	4,222	3,176	188,940
Do. for girls	4	414	99	7,321	227	10,209	137	5,402	13	558	480	23,802
Training schools for masters	5	415	1	20	6	435
Do. for mistresses	5	139	6	139
Other special schools for boys	4	249	4	249
Do. for girls
Total	35	3,741	331	23,854	1,557	84,268	1,679	100,319	100	5,080	3,692	217,262	3,692	217,262
<i>Private schools.</i>																
Advanced schools teaching Arabic or Persian for boys	217	8,652
Advanced schools teaching Arabic or Persian for girls
Elementary schools teaching Quran for boys	433	19,317
Elementary schools teaching Quran for girls
Total	650	27,969	650	27,969
Grand total, 1928-29	4,342	245,231
Grand total, 1927-28	30	3,264	309	23,175	1,493	79,103	1,572	92,291	110	5,304	3,484	202,327	664	28,299	4,128	230,526

SUPPLEMENTAL STATISTICS

(71)—Distribution of Muhammadan Pupils (public and private) in all schools by districts.

Districts.	Muhammadan population (census of 1921).			Muhammadan scholars on the 31st March 1929.			Percentage of Muhammadan scholars on the 31st March 1929 to the Muhammadan population (census of 1921).		
	Boys.	Girls.	Total.	Boys.	Girls.	Total.	Boys.	Girls.	Total.
Ganjām	2,840	2,531	5,171	596	327	823	22.6	9.0	15.9
Visagapatam	9,381	10,279	19,660	2,224	844	3,068	23.7	8.2	15.6
Gōdāvari, East	11,515	11,798	23,813	2,409	1,031	3,440	20.9	8.7	14.8
Gōdāvari, West	10,890	10,844	21,734	1,477	720	2,197	19.9	6.6	10.1
Kistna	27,087	25,932	53,019	4,011	1,575	5,586	14.8	6.1	10.5
Guntūr	66,411	64,307	130,718	9,539	3,093	12,632	14.4	4.8	9.7
Kurnool	62,793	59,747	122,540	8,644	2,233	10,877	13.8	3.8	8.9
Bellary	45,493	41,906	87,399	5,441	1,114	6,555	12.0	2.7	7.5
Anantapur	43,726	41,281	85,007	7,270	2,505	9,775	16.6	6.1	11.5
Cuddapah	54,795	51,630	106,425	9,437	2,192	11,629	17.2	4.2	10.9
Nellore	45,386	43,796	89,182	5,743	1,627	7,370	12.7	3.7	8.3
Madras	29,081	24,082	53,163	5,010	2,531	7,541	17.2	10.5	14.2
Chingleput	17,377	16,079	33,456	2,457	726	3,183	14.1	4.6	9.5
North Arcot	58,362	59,983	118,345	9,743	3,037	12,780	16.9	5.1	10.8
Chittoor	33,927	30,949	64,876	5,655	1,497	7,152	16.7	4.6	11.0
South Arcot	33,838	33,223	67,061	4,937	1,610	6,547	14.6	4.8	9.8
Tanjore	67,522	73,131	130,653	11,949	1,933	13,932	20.8	2.7	10.7
Trichinopoly	31,198	32,733	63,931	4,825	1,036	5,861	15.5	3.2	9.2
Madura	36,608	39,314	78,922	6,310	971	7,281	15.8	2.5	9.2
Rāmnād	47,504	68,652	116,156	7,138	2,082	9,220	15.0	3.0	7.9
Tinnevelly	48,710	60,570	109,280	8,534	1,944	10,478	17.5	3.2	9.6
Coimbatore	24,954	21,980	46,034	4,083	1,148	5,231	17.0	5.2	11.4
Salem	24,590	22,585	47,175	4,133	1,300	5,433	16.8	5.8	11.5
The Nilgiris	4,153	2,611	6,764	577	193	770	13.9	7.4	11.4
Malabar	496,553	507,774	1,004,327	85,032	36,055	121,107	17.3	7.1	12.1
South Kanara	75,207	78,549	151,756	10,901	4,127	15,028	14.5	5.4	9.9
Agency. { Ganjām	28	15	43	17	14	31	60.7	93.3	72.1
Agency. { Visagapatam ..	882	897	1,779	99	36	135	11.2	4.0	7.6
Agency. { Gōdāvari, East.	1,289	1,310	2,599	221	62	283	17.1	4.7	10.9
Total { 1928-29	1,404,000	1,436,488	2,840,488	228,435	77,513	305,948	16.3	5.4	10.8
Total { 1927-28	219,683	63,834	288,517	15.6	4.8	10.2

(72)—*Institutions intended for Mappillas.*

	1927-28.				1928-29.			
	Boys' schools.		Girls' schools.		Boys' schools.		Girls' schools.	
	Schools.	Pupils.	Schools.	Pupils.	Schools.	Pupils.	Schools.	Pupils.
<i>Public institutions.</i>								
Government	10	767	11	958
Local and Municipal Board ...	425	30,944	31	1,810	449	33,426	65	2,984
Aided	842	59,755	12	666	872	62,027	21	1,288
Unaided	44	2,792	1	60	50	2,923	1	49
Total	1,321	94,258	44	2,536	1,382	99,334	87	4,815
<i>Private institutions</i>	175	9,662	219	11,440
Grand total	1,496	103,920	44	2,536	1,601	110,774	87	4,815

(73)—*Muhammadan Scholars in Public Schools in the different classes of institutions.*

	1927-28.		1928-29.	
	Boys.	Girls.	Boys.	Girls.
Arts colleges for men for Indians	391	...	422	...
Do. for women...	5	...	9
Oriental colleges	27	...	42	...
Professional colleges	78	...	66	...
Secondary schools for boys for Indians	9,797	5	10,329	9
Do. for girls do.	5	351	8	364
Elementary schools for boys do.	185,925	40,264	198,311	49,579
Do. for girls do.	621	19,649	961	24,630
High schools for boys for Europeans	16	...	21	...
Do. for girls do.	6	5	6	11
Middle schools for boys do.	15	...	12	1
Do. for girls do.	14	10	15	7
Primary schools for boys do.	3	1	4	1
Do. for girls do.	1	...	2
Training schools for masters	601	...	714	...
Do. for mistresses	104	...	147
Other special schools	478	8	587	3
Private institutions which do not teach any part of the secondary or elementary course but are recognized	5	1	33	5
Total	197,982	60,404	206,531	68,768

SUPPLEMENTAL STATISTICS

(77)—*Ādi-Drāvīda* cum *Ādi-Āndhra* scholars in public schools in the different classes of institutions.

	1927-28.		1928-29.	
	Boys.	Girls.	Boys.	Girls.
Arts colleges for men	57	...	62	...
Do. for women	1	...	1
Professional colleges
Secondary schools for boys	2,584	35	3,020	40
Do. for girls	3	335	6	228
Elementary schools for boys	194,348	35,305	218,359	41,030
Do. for girls	834	6,808	1,221	9,898
High schools for Europeans for boys	7	...
Do. for girls	2	...	1
Middle schools for Europeans for boys
Do. for girls
Training schools for masters	533	1	616	1
Do. for mistresses	42	...	57
Other special schools	466	101	571	37
Private institutions which do not teach any part of the secondary or elementary course but are recognized	129	3	93	9
Total ...	198,959	42,723	223,955	51,311

(78)—*Expenditure on Ādi-Drāvīda and Ādi-Āndhra schools.*

Expenditure from	Expenditure in	
	1927-28.	1928-29.
	RS.	RS.
Public funds	15,44,999	17,64,991
Fees	26,310	22,010
Other sources	7,68,019	6,41,523
Total ...	23,39,268	24,28,524

EDUCATION OF THE ABORIGINAL, HILL AND CRIMINAL TRIBES.

(79)—*Number and strength of schools for general education in the Presidency
(elementary schools for boys only).*

	Aboriginal and hill tribes.						Criminal tribes.	
	In the agency tracts.		In other than agency tracts.		Total.		Schools.	Pupils.
	Schools.	Pupils.	Schools.	Pupils.	Schools.	Pupils.		
Government	86	3,554	36	941	122	4,495	833	15,415
Municipal Board	2	39	2	39
Local Board	51	1,269	57	1,261	108	2,530	18	684
Aided	189	4,561	114	2,618	303	7,179	44	1,202
Unaided	6	141	15	359	21	500	7	27
Total, 1928-29	332	9,525	224	5,218	556	14,743	402	17,529
.. 1927-28	339	9,519	207	4,990	546	14,509	388	15,325

NOTE.—The total number of pupils belonging to the aboriginal tribes under instruction in all classes of institutions (both public and private) in the Presidency was 21,767.

(80)—*Expenditure on Schools for Aboriginal, Hill and Criminal Tribes.*

Expenditure from	Expenditure during		Percentage to total Expenditure.	
	1927-28.	1928-29.	1927-28.	1928-29.
	RS.	RS.	RS.	RS.
Public funds	2,06,216	2,11,884	90.24	98.34
Fees	896	842	0.31	0.88
Other sources	21,595	14,242	9.46	6.28
Total	2,28,507	2,26,768	100.00	100.00

PRIVATE INSTITUTIONS.

(81)—Statement showing particulars of maktabas, mulla schools, tols, patasalas and kyaung schools during the official year 1928-29 (vide G.O. No. 501, Educational, dated 9th May 1916, communicating Government of India's letter No. 346, dated 14th April 1916).

Particulars.	Classed in General table II and II-A as "Primary schools."	Classed in General table II and II-A as "Other schools."	Classed in General table II and II-A as "Private institutions."	Total
Maktabas.				
1. Institutions	{ For boys 23	...	433	456
	{ For girls
2. Pupils	{ For boys 1,469	...	19,317	20,816
	{ For girls
3. Expenditure from Provincial funds	843	843
4. Expenditure from District or Local funds...
5. Expenditure from Municipal funds
6. Fees	25	...	7,307	7,332
7. Other sources	13,796	...	9,339	23,135
8. Total expenditure	14,664	...	16,546	31,210
Mulla schools.				
1. Institutions	{ For boys	217	217
	{ For girls
2. Pupils	{ For boys	8,652	8,652
	{ For girls
3. Expenditure from Provincial funds
4. Expenditure from District or Local funds
5. Expenditure from Municipal funds
6. Fees	1,107	1,107
7. Other sources	61,310	61,310
8. Total expenditure	62,417	62,417
Tols.				
1. Institutions	{ For boys	129	129	258
	{ For girls	12	...	12
2. Pupils	{ For boys	5,119	1,854	6,973
	{ For girls	574	...	574
3. Expenditure from Provincial funds	...	29,854	...	29,854
4. Expenditure from District or Local funds...	...	2,673	...	2,673
5. Expenditure from Municipal funds	...	50	240	290
6. Fees	1,903	703	1,973
7. Other sources	139,037	173,106	312,138
8. Total expenditure	...	173,513	173,415	346,928
Patasalas.				
1. Institutions	{ For boys 686	2	1,248	1,936
	{ For girls 17	...	51	68
2. Pupils	{ For boys 27,167	31	32,276	59,474
	{ For girls 482	...	1,420	1,902
3. Expenditure from Provincial funds	25,462	206	...	25,668
4. Expenditure from District or Local funds...
5. Expenditure from Municipal funds
6. Fees	6,293	...	19,439	25,731
7. Other sources	24,450	2,172	70,220	96,842
8. Total expenditure	56,204	2,378	89,659	148,241

(82)—Number and strength of indigenous and other private institutions on the 31st March 1929 which do not teach any part of the secondary or elementary course but are recognised.

Districts.	Schools.						Pupils.					
	Secondary schools for boys.			Secondary schools for girls.		Total.	Secondary schools for boys.			Secondary schools for girls.		Total.
	Arabic.	Sanskrit.	Other schools.	Sanskrit.	Sanskrit.		Arabic.	Sanskrit.	Other schools.	Sanskrit.	Sanskrit.	
	Elementary schools for boys.	Elementary schools for girls.	Arabic.	Sanskrit.	Other schools.	Sanskrit.	Sanskrit.	Elementary schools for boys.	Elementary schools for girls.	Sanskrit.		
Ganjām ...	2	11	...	13	108	245	...	353
Vizagapatam ...	4	6	...	10	103	100	...	206
Godāvāri, East.	2	13	2	18	97	252	84	433
Godāvāri, West.	2	...	2	30	...	30
Kistna ...	1	2	...	4	34	59	...	93
Guntūr ...	3	1	...	4	79	17	...	96
Kurnool
Bellary	4	...	4	61	...	61
Anantapur	1	...	1	29	...	29
Cuddapah
Nellore ...	1	1	...	2	51	17	...	68
Madras ...	1	1	...	2	30	108	...	146
Chingleput ...	2	2	...	4	51	30	...	81
North Arcot	1	...	1	12	...	12
Chittoor ...	1	1	120	120
South Arcot	2	...	2	...	4	...	31	...	70	...	101
Tanjore ...	2	8	...	10	162	179	...	331
Trichinopoly	1	...	1	25	...	25
Madura ...	1	1	2	23	23	46
Rāmnād
Tinnevely ...	3	...	1	2	5	11	97	...	115	98	117	427
Coimbatore
Salem
The Nilgiris
Malabar ...	8	...	1	13	1	23	641	...	100	719	48	1,574
South Kanara ...	6	19	1	26	545	923	21	1,489
Total, 1928-29 ...	38	2	2	91	10	143	4,131	31	281	2,988	293	5,724
Total, 1927-28 ...	39	1	3	95	10	143	2,157	25	325	3,067	362	5,934

MISCELLANEOUS.

(84)—Number of scholars (public and private) in the different stages of instruction.

Stages of instruction.	1928-29.	
	Boys.	Girls.
Indians —		
Arts colleges	12,832	488
Oriental colleges	493	2
Professional colleges	2,250	130
Secondary schools	167,133	17,267
Elementary schools	1,889,502	599,021
Technical and Industrial schools	7,568	1,705
Medical schools	762	161
Engineering schools	269	..
Training do.	11,000	2,385
Private do.	55,195	14,048
Total of Indian schools ..	2,147,013	635,207
Europeans —		
High stage	341	287
Middle do.	1,199	1,154
Primary do.	3,658	3,767
Training schools for mistresses	40
Technical and Industrial stage	96
Total of European schools ..	5,198	5,336
Grand total, 1928-29 ..	2,152,211	640,545
Grand total, 1927-28 ..	2,070,109	590,563

(85)—Physical education.

Public institutions.	Total number of institutions.	Number of institutions in which gymnastics is taught as per educational rules.	Number of institutions teaching native gymnastics.	Number of institutions in which gymnastics is not taught.
Arts colleges	45	45
Oriental colleges	20	20
Professional colleges	11	8	...	3
Indian secondary schools for	528	522	5	1
{ boys	67	61	3	3
Indian elementary schools for	50,006	33,925	9,887	6,304
{ boys	4,722	3,944	1,128	252
European secondary schools for	23	23
{ boys	36	36
European primary schools for	12	11	...	1
{ boys	9	6	...	3
Training schools for ... { Indians	142	135	2	5
{ Europeans	2	1	...	1
Other special schools for ... { Indians	155	15	1	139
{ Europeans	2	3
Total, 1928-29	55,870	38,087	11,004	6,779
Total, 1927-28	53,477	36,987	10,074	6,416

(86)—School accommodation.

Public institutions.	Total number of institutions.	Number of institutions—			
		Held in buildings of their own.	Held in rented buildings.	Held in chavadis, temples, etc.	Held in managers' or headmasters' dwellings.
<i>Indian schools.</i>					
<i>Arts colleges—</i>					
Government	10	10
Municipal Board	1	1
Aided	34	32	2
Total, Arts colleges ...	45	43	2
<i>Oriental colleges—</i>					
Local Board	1	1
Aided	17	14	3
Unaided	2	1	1
Total, Oriental colleges ...	20	16	4
<i>Professional colleges—</i>					
Government	10	10
Aided	1	...	1
Total, Professional colleges ...	11	10	1
<i>Secondary schools for boys—</i>					
Government	15	11	4
Municipal Board	50	40	10
Local Board	188	125	56	7	...
Aided	268	231	33	3	1
Unaided	7	4	2	...	1
Total, Secondary schools for boys.	528	411	105	10	2
<i>Secondary schools for girls—</i>					
Government	20	14	6
Municipal Board	2	2
Local Board	2	1	1
Aided	42	39	2
Unaided	1	1
Total, Secondary schools for girls.	67	57	9
<i>Elementary schools for boys—</i>					
Government	2,222	1,102	811	305	5
Municipal Board	1,188	496	681	31	...
Local Board	13,982	3,682	8,263	1,996	41
Aided	30,675	14,551	8,143	5,835	2,146
Unaided	2,028	611	614	642	161
Total, Elementary schools for boys.	50,096	20,442	18,492	8,609	2,353
<i>Elementary schools for girls—</i>					
Government	41	27	14
Municipal Board	433	108	320	5	...
Local Board	2,660	295	2,233	127	5
Aided	1,503	873	422	48	160
Unaided	85	32	37	8	8
Total, Elementary schools for girls.	4,722	1,335	3,026	186	173

(86)—School accommodation—cont.

Public institutions.	Total number of institutions.	Number of institutions			
		Held in buildings of their own.	Held in rented buildings.	Held in chavadis, temples, etc.	Held in managers' or headmasters' dwellings.
<i>Indian schools—cont.</i>					
Training schools for masters—					
Government	61	38	23
Local Board	8	1	7
Aided	23	20	3
Total, Training schools for masters.	92	59	33
Training schools for mistresses—					
Government	28	17	11
Municipal Board	1	...	1
Aided	21	18	3
Total, Training schools for mistresses.	50	35	15
Other special schools—					
Government	29	26	3
Municipal Board	3	2	1
Local Board	1	1
Aided	81	69	12
Unaided	41	8	33
Total, Other special schools ...	155	106	49
Total, Indian schools ...	55,788	22,514	21,736	9,007	2,528
<i>European institutions.</i>					
High schools for boys—					
Aided	13	13
High schools for girls—					
Aided	19	19
Middle schools for boys—					
Aided	10	10
Middle schools for girls—					
Aided	17	17
Primary schools for boys—					
Aided	12	12
Primary schools for girls—					
Aided	8	8
Unaided	1	1
Total, Primary schools for girls ...	9	9
Training schools for mistresses—					
Aided	2	2
Other special schools—					
Aided	2	2
Total, European schools ...	84	84
Grand total, 1928-29 ...	55,870(a)	22,598
Grand total, 1927-28 ...	53,477	22,148	20,422	8,617	2,369

(a) Excludes one home education class.

(87)—Libraries.

Public institutions.	Total number of institutions.	Total number of institutions having libraries.	Number of volumes.
Arts colleges	45	45	362,235
Oriental colleges	20	20	26,556
Professional colleges	11	11	61,229
Indian secondary schools for			
{ boys	528	523	1,077,084
{ girls	67	67	100,340
European secondary schools for			
{ boys	23	23	21,695
{ girls	36	36	34,128
Indian elementary schools for			
{ boys	50,096	17,014	924,599
{ girls	4,722	1,962	177,586
European primary schools for			
{ boys	12	12	4,677
{ girls	9	8	2,149
Training schools for			
{ Indians	142	135	139,525
{ Europeans	2	2	2,627
Other special schools for			
{ Indians	155	63	30,723
{ Europeans	2	1	497
Total, 1928-29	55,870	19,922	2,665,595
Total, 1927-28	53,477	19,596	2,717,918

(88)—Hostels or boarding-houses.

Hostels intended for	Number of hostels for		Total
	Boys.	Girls.	
Europeans and Anglo-Indians	19	31	50
Indian Christians	205	171	376
Ādi-Drāvidas and Ādi-Āndhras and kindred classes.	12	5	17
Hindus	242	27	269
Muhammadians	19	3	22
Total, 1928-29	497	237	734
Total, 1927-28	509	204	713

(89)—Number of boarders according to the classes of community.

Classes of community.	Boys.		Girls.	
	1927-28.	1928-29.	1927-28.	1928-29.
Europeans and Anglo-Indians	1,760	1,860	1,847	1,791
Indian Christians	12,179	13,001	8,833	8,825
Brahmans	4,929	4,765	165	395
Non-Brahmans	3,545	4,317	495	817
Ādi-Drāvidas, Ādi-Āndhras and kindred classes	1,309	1,430	425	555
Aborigines	115	112	47	22
Criminal tribes	749	558	38	50
Muhammadans	832	958	18	34
Buddhists	1
Jains
Parais	1	...	19	...
Others	63	86	4	28
Total ...	25,483	27,085	11,889	12,525

(90)—Expenditure on hostels (boarding-houses) for the year 1928-29.
(Boarding charges only.)

Heads of management.	In schools for boys.					In schools for girls.				
	Expenditure from					Expenditure from				
	Provincial funds.	Local and Municipal Funds.	Fees.	Endowments, subscriptions and other sources.	Total.	Provincial Funds.	Local and Municipal Funds.	Fees.	Endowments, subscriptions and other sources.	Total.
<i>For Indians.</i>	RS.	RS.	RS.	RS.	RS.	RS.	RS.	RS.	RS.	RS.
Government ...	40,436	...	2,16,960	36,575	2,94,001	28,400	...	54,330	32,404	1,13,134
Local and Municipal Boards ...	8,129	4,581	78,257	27,495	1,18,462	2,106	2,106
Aided ...	86,417	2,576	8,76,708	6,53,140	16,18,841	30,907	3,020	3,01,825	4,54,231	7,89,783
Unaided
Total Indians ...	1,34,982	7,157	11,71,955	7,17,210	20,31,304	57,307	3,020	3,55,955	4,68,741	9,05,023
<i>For Europeans.</i>										
Aided	1,24,925	...	1,54,170	1,93,441	4,72,536	1,08,737	...	2,08,770	1,75,503	4,93,010
Total Europeans.	1,24,925	...	1,54,170	1,93,441	4,72,536	1,08,737	...	2,08,770	1,75,503	4,93,010
Grand total, 1928-29 ...	2,59,907	7,157	13,26,125	9,10,651	25,03,840	1,66,044	3,020	5,64,725	6,64,244	13,98,033
Grand total, 1927-28 ...	1,88,159	18,963	11,88,793	11,31,315	25,22,230	1,42,936	2,073	4,55,966	5,85,697	11,86,622

(91)—Expenditure on hostels and boarding-houses.

(Capital expenditure only.)

134

SUPPLEMENTAL STATISTICS

		Expenditure from				
		Government funds.	Local and Municipal funds.	Fees.	Endowments, subscriptions and other sources.	Total.
		RS.	RS.	RS.	RS.	RS.
Managed by Government	Males	18,944	18,944
	Females	7,112	7,112
Managed by Local and Municipal Boards.	Males	10,126	12,448	...	224	22,797
	Females
Aided by Government, Municipal or Local Boards.	Males	69,406	1,01,322	1,70,728
	Females	11,033	7,856	18,889
Unaided	Males
	Females
Total	Males	93,476	12,448	...	1,01,546	2,07,469
	Females	18,145	7,856	25,801
Grand total, 1928-29		1,11,620	12,448	...	1,09,202	2,33,270

(92)—Statement showing the details of Government scholarships awarded in 1928-29.

Number.	Particulars of scholarships.	Number allotted.	Number awarded.	Men.				Women.			
				Oriyas.	Backward classes.	Muham- madans.	Others.	Hindus.	Muham- madans.	Indian Christians.	Anglo- Indians.
1	Scholarships in Colleges	56	53	2	9	8	28	1	...	5	...
2	Post-graduate scholarships	4	4	...	1	1	2
3	In the Queen Mary's College for Women, Madras (ordinary)	32	32	24	1	7	...
4	Queen Mary's College for Women, Madras (widows)	16	16	10	2	4	...
5	Secondary Schools for boys—General	289	286	5	91	47	143
6	Scholarships to children of Carnatic Stipendiaries, Madras	25	25	25
7	Scholarships in the Government Hobart Secondary and Training School, Madras	24	24	24
8	Secondary Schools for boys—Special for Muhammadans	108	106	106
9	Secondary Schools for boys—Ādi-Drāvidas, Ādi-Āndhras, etc.	16	16	...	16
10	Secondary Schools for girls—General	36	36	15	3	18	...
11	Secondary Schools for girls (widow scholarships), Queen Mary's High School, Vizagapatam	21	9	9
12	Widow scholarships in the Ice House Hostel, Triplicane	63	63	63
13	Scholarships for Hindu Unmarried Non-Brāhmans in the Lady Willingdon Training School, Madras	27	27	27
14	Scholarships intended for Muham- madan and Hindu widows	63	63	51	12
15	Scholarships in Higher Elementary Schools for boys—General	26	26	1	8	6	12
16	Scholarships in Higher Elementary Schools for girls—General	50	50	36	2	11	...
17	Scholarships in Higher Elementary Schools—Special for Ādi-Drāvidas, Ādi-Āndhras, etc.	27	27	...	27

(93)—Qualifications of teachers in public schools for general education for Indians.

		Number of teachers on the 31st March 1929.																		
		Trained teachers with the following qualifications.					Untrained teachers.													
		Possessing a degree.	Passed F.A., Intermediate, Matriculation or School Final.	Passed Middle School (Higher Elementary trained).	Passed Primary School (Lower Elementary trained).	Others (Lower qualifications).	Certificated.			Uncertificated.						Total of trained teachers.	Total of untrained teachers.	Grand total of teachers.		
							Possessing a degree.	Passed F.A., Intermediate, Matriculation or School Final.	Higher Elementary.	Lower Elementary.	Possessing a degree.	Passed F.A., Intermediate, Matriculation or School Final.	Higher Elementary.	Lower Elementary.	Others.					
Arts colleges for men	...	325	5	...	4	10	167	5	1	...	173	14	1	1	64	844	426	770		
Arts colleges for women	...	34	2	1	7	10	1	8	37	26	68		
Seco	...	2,061	3,582	443	141	1,011	80	94	18	9	296	277	48	7	929	7,218	1,768	8,986		
	...	142	469	134	19	38	23	12	7	2	9	9	6	2	49	802	119	921		
El	...	35	2,890	15,558	26,690	365	11	525	1,342	4,648	41	2,185	6,501	22,003	8,118	45,338	46,224	91,762		
	...	16	469	4,518	3,611	48	3	32	184	278	4	129	598	1,772	389	8,662	3,339	12,001		
	...	211	199	21	7	114	4	1	2	2	18	552	28	580		
	...	68	151	43	10	25	...	2	3	...	4	4	16	287	29	326		
	...	2,892	7,747	20,717	30,483	1,612	305	671	1,555	4,937	539	2,565	7,154	24,891	9,542	63,450	51,959	115,409		

GOVERNMENT PRESS

(94) -- Educational Associations and Reading-rooms.

Districts.	Teachers' Associations.			Reading-rooms and Literary Societies.					
	Number.	Males.	Females.	Registered.			Not registered.		
				Number.	Males.	Females.	Number.	Males.	Females.
Ganjām ...	85	5,042	4	2	109	30	59	2,962	82
Vizagapatam ...	169	5,959	7	9	1,771	30	41	4,192	115
Gōdāvari, East ...	101	8,281	57	9	41,794	102	45	5,229	166
Gōdāvari, West ...	60	3,168	6	8	573	20	33	2,452	474
Kistna ...	76	3,758	18	7	9,971	347	40	6,359	64
Guntūr ...	146	4,916	345	12	5,588	40	40	11,883	108
Kurnool ...	64	2,776	54	6	265	...	16	1,679	2
Bellary ...	79	1,882	4	4	271	8	16	1,642	40
Anantapur ...	72	2,110	16	7	5,484	28	26	3,418	58
Cuddapah ...	58	2,559	22	1	1,329	15	16	1,187	18
Nellore ...	126	2,693	211	4	8,671	...	41	5,672	260
Madras ...	13	1,809	648	1	55	...	24	6,586	54
Chingleput ...	63	9,084	22	25	12,460	2
North Arcot ...	88	3,882	103	3	77	6	69	19,534	9
Chittoor ...	88	2,791	168	2	31	...	34	28,124	137
South Arcot ...	86	4,588	33	7	240	...	31	2,589	2
Tanjore ...	92	5,594	6	12	4,150	69	82	10,668	168
Trichinopoly ...	69	3,331	1	2	181	...	47	21,517	127
Madura ...	103	3,260	80	14	36,699	104	86	6,211	364
Bāmnād ...	98	3,653	7	70	12,111	11
Tinnevely ...	151	4,731	114	3	95	...	30	5,983	144
Coimbatore ...	89	3,419	...	3	8,077	30	52	18,182	41
Salem ...	95	2,567	7	2	242	...	19	1,405	...
The Nilgiris ...	11	299	21	3	305	220	5	1,672	51
Malabar ...	146	11,312	78	3	337	61	59	2,630	173
South Kanara ...	61	3,734	236	2	118	1	26	1,324	106
Total, 1928-29 ...	2,289	1,07,193	2,263	126	1,26,433	1,111	982	1,92,346	2,770
Total, 1927-28 ...	2,154	97,535	2,096	111	91,216	922	845	1,88,909	1,752

, Trichinopoly

ANNUAL REPORT

ON THE

WORKING OF THE CO-OPERATIVE SOCIETIES ACT, II OF 1912

FOR THE YEAR 1928-29



MADRAS

PRINTED BY THE SUPERINTENDENT, GOVERNMENT PRESS

1930

ANNUAL REPORT ON THE WORKING OF THE
CO-OPERATIVE SOCIETIES ACT II OF 1912
FOR THE YEAR 1928-29.

TABLE OF CONTENTS.

	PARA.	PAGE
I.—ADMINISTRATION AND TOURING—		
1. Administration	2	1
2. Joint Registrar	3	2
3. Deputy Registrars	4	2
4. Honorary Assistant Registrars	5	2
5. Subordinate staff	6	3
6. Reorganization	7	4
7. Cost of working	8	5
II.—SUMMARY OF PROGRESS—		
1. Season	10	6
2. Expansion and consolidation	11	7
3. Societies (all classes)	12	9
4. Members	13	9
5. Working capital	14	10
6. Collection and overdues	15	10
7. Central banks	16	11
8. District federations	17	20
9. Propagandist institutes	18	23
10. Training institutes	19	24
11. Local supervising unions	20	25
12. Loan and sale societies	21	27
13. Trading activities	22	28
14. Labour contract societies	23	29
15. Land reclamation societies	24	30
16. Land mortgage banks	25	30
17. Irrigation and kudimaramat societies	26	31
18. Milk supply societies	27	32
19. Students' societies	28	33
20. Agricultural demonstration societies	29	33
21. Weavers' societies	30	34
22. Egg production societies	31	35
23. Criminal offences	32	35
24. Classification of societies	33	35
III.—WORKING OF SOCIETIES—		
(a) PROVINCIAL BANK.		
1. Progress	34	36
2. Share capital	35	37

	PAGE.	PAGE
3. Deposits and borrowings	36	37
4. Loans	37	37
5. Indebtedness of primary societies	38	37
6. Net profits	39	37
7. Surplus investments	40	37
8. Special deposits	41	38
9. Overdraft	42	38
10. Fluid resources	43	38

(b) CENTRAL BANKS.

1. Progress	44	38
2. Overdrafts	45	39
3. Fluid resources	46	39
4. Deposits from special sources and individuals	47	40
5. Loans	48	41
6. Net profits	49	41
7. Demand, collection and balance	50	41

(c) AGRICULTURAL SOCIETIES.

Class (i)—Credit Societies.

1. Progress	51	42
2. Expansion	52	42
3. Loans	53	43
4. Profits	54	45
5. Arrears	55	45
6. Collection work in unions	56	46
7. Property statements and Liability Registers	57	48
8. Defaulting Penchayatdars	58	48

Class (ii)—Purchase, purchase and sale.

1. Number and progress	59	48
2. Transactions of loan and sale societies	60	49
<i>Class (iii).—Production</i>	61	49
<i>Class (iv).—Production and sale</i>	62	49
<i>Class (v).—Insurance</i>	63	50
<i>Class (vi).—Others</i>	64	50

(d) NON-AGRICULTURAL SOCIETIES.

Class (i)—Credit Societies.

1. Progress	65	51
2. Expansion	66	52
3. Loans	67	52
4. Fluid resources	68	52
5. Thrift societies	69	53
<i>Classes (ii), (iii) and (iv)—Societies for purchase, purchase and sale, production, production and sale.</i>	70	53

CONTENTS

iii

Class (vi)—Other forms.

	PARA.	PAGE
1. Number of societies	71	54
2. Building societies	72	54
3. Printing societies	73	54
(e) SOCIETIES FOR THE DEPRESSED AND BACKWARD CLASSES ...	74	55
1. Societies for Hill tribes	75	58
2. Cultivation of lands	76	56
IV.—RESERVE FUND	77	57
V.—RESOURCES	78	57
VI.—SUPERVISION	79	58
VII.—DISPUTES AND LITIGATION—	80	58
1. Civil suits	81	59
2. Arbitration	82	60
VIII.—LIQUIDATION	83	60
IX.—AUDIT	84	61
X.—ACT, RULES AND BY-LAWS	85	62
XI.—STAFF—(APPRECIATION OF SERVICES)	86	62
XII.—MISCELLANEOUS	87 to 90	64
XIII.—ATTITUDE OF THE PUBLIC	91	65

Dis. No. A-3365/29.

OFFICE OF THE
REGISTRAR OF CO-OPERATIVE SOCIETIES,
CHENNAI, MADRAS,
Dated the 30th November 1929.

From

H. M. HOOD, Esq., I.C.S.,
REGISTRAR OF CO-OPERATIVE SOCIETIES,
MADRAS,

To

THE SECRETARY TO GOVERNMENT,
DEVELOPMENT DEPARTMENT,
Fort St. George, Madras.

*Annual Report on the working of the Co-operative
Societies Act (II of 1912) for the year 1928-29
(1st July 1928 to 30th June 1929).*

SIR,

I have the honour to report on the working of the Co-operative Societies Act in the Madras Presidency for the year ending 30th June 1929. The year 1929 is an important one in the history of Co-operation in this Country. The movement has during this year completed its Silver Jubilee. The movement has developed steadily and the result is on the whole satisfactory. The main line of progress is of course along the line of credit and both rural and urban banks have made good progress.

I.—ADMINISTRATION AND TOURING.

2. I held charge of the department throughout the year and toured for 250 days. I visited all the districts and attended a number of meetings and met a very large number of co-operators and discussed with them problems connected more particularly with co-operative education, long and short term finance,

and the working of the District Federations. I also visited a number of Central Banks and inspected Deputy and Assistant Registrars' offices.

The Tenth Conference of Registrars and other prominent co-operators which was originally fixed for June 1928 was postponed to September 1928 with a view to facilitate the inclusion of subjects arising from the recommendations affecting the movement made by the Linlithgow Commission. I attended the Conference at Simla along with the Joint Registrar, Rao Bahadur K. Deivasikhamani Mudaliyar. I also attended the Provincial Banks' Conference held about the same time. I took this opportunity to visit Bengal, Bombay and the Punjab to study the working of certain types of societies developed in those Provinces. I spent three weeks over this work.

I presided over the Pudukkottah Co-operative Conference held in February 1929 and took that opportunity to inspect some local societies.

3. The post of the Joint Registrar was made permanent with effect from 1st April 1929 in Government Order No. 780, Mis., Development, dated 29th April 1929 and M.R.Ry. Rao Bahadur K. Deivasikhamani Mudaliyar Avargal was confirmed in that post. The Government also sanctioned the permanent retention of a clerk for him. The Joint Registrar toured for 174 days and visited the districts and inspected non-credit societies. He carried on propaganda in regard to the finance of cultivation by agricultural societies and to encourage ryots to hold up produce for favourable market. Special attention was paid to the finance of sale societies in particular through District Banks.

He also visited a number of building societies and inspected the houses constructed by members with reference to the security for the Government loans advanced for their construction. He investigated the possibilities of improved crushing of sugarcane on co-operative lines in the Hospet area of the Bellary district.

He also toured with me and visited many societies in Bengal, the Punjab and Bombay.

4. In Government Order No. 1294, Development, dated 30th July 1929, the Government sanctioned the permanent retention of the four temporary Deputy Registrars sanctioned during the previous year and also the creation of six additional

Deputy Registrars permanently. The total number of Deputy Registrars has thus been increased to 19 which includes the post of Personal Assistant to the Registrar. Besides the Government have also sanctioned one temporary post of Deputy Registrar to provide for a lecturer in Co-operation in the Government Institute of Commerce, Madras.

The Government have ordered that 11 posts of Deputy Registrars should in future be filled by men recruited from the cadre of Deputy Collectors. There were already four Deputy Collectors doing duty as Deputy Registrars and since the close of the year seven more have been appointed as Deputy Registrars and they are undergoing training.

During the year there were seven vacancies of Deputy Registrars owing to the sanction of additional posts, the appointment of M.R.Ry. K. Raman Nayar Avargal as Deputy Collector and the death of M.R.Ry. K. Sivasubrahmaniam Pillai Avargal. Four of these vacancies were filled up by promoting Sub-Deputy Registrars, one by direct recruitment, and one by the promotion of a District Labour Officer. The remaining vacancy was absorbed since the close of the year by the appointment of Deputy Collectors.

5. The policy of appointing Honorary Assistant Registrars for the supervision of depressed class societies and of special types of non-credit societies was continued and there were 11 Honorary Assistant Registrars at the end of the year. Their names are given in Appendix 12. They include the Special Superintendents of Police in charge of the Kallar societies in the districts of Tanjore and Madura. The Honorary Assistant Registrars of Madras, Cuddapah and Bellary did useful work in visiting and rectifying bad societies, enquiring into arbitration references and instructing Panchayatdars.

6. Consequent on the sanction of additional Deputy Registrars the designation of Assistant Registrar was changed into "Sub-Deputy Registrar". In Government Order No. 652, dated 5th April 1929, the Government sanctioned two temporary posts of Sub-Deputy Registrars for a period of 5 years for conducting training classes at Coimbatore and Vellore. There were thus at the end of the year 33 Sub-Deputy Registrars of whom 26 were in charge of districts and five were in charge of training classes. Of the remaining two, one

was the Manager of my office and the other was the Extra Assistant Registrar for the Agency tracts. There were 9 vacancies in the Sub-Deputy Registrar's grade of which 7 were filled by the promotion of Senior Inspectors and 2 by direct recruitment.

In Government Order No. 741, Development, dated 19th April 1929, the Government sanctioned one post of Deputy Tahsildar on Rs. 150 per mensem for a period of three years for work in connexion with the Land Mortgage Bank for the Badagas. Proposals for the creation of ten additional posts of Sub-Deputy Registrars for supervising Land Mortgage Banks were pending with the Government along with the question of the formation of the Central Land Mortgage Bank.

The Government also sanctioned the following additional staff :—

- (i) 4 Senior Inspectors for audit and non-credit work in West Gōdāvāri and Rāmnād districts ;
- (ii) 28 Junior Inspectors for audit to provide 1 Inspector for 60 societies ;
- (iii) 28 Junior Inspectors for supervision ;
- (iv) 2 Junior Inspectors for liquidation ;
- (v) 21 Junior Inspectors for leave and training reserve ;
- (vi) 37 Inspectors for the supervision of societies for the depressed classes to provide 1 Inspector for every 25 societies as recommended by the Townsend Committee ; and
- (vii) 1 temporary Inspector on Rs. 125 per mensem to work as Manager of the Madras Milk Supply Union.

The number of Inspectors sanctioned for training and leave reserve is inadequate and the matter has been reported to the Government and pending orders the reserve is treated only as training reserve.

7. Under the new scheme when there is a Deputy Registrar in charge of one district, the Sub-Deputy Registrars will work as Personal Assistants to the Deputy Registrars. They will be responsible to the Deputy Registrar for certain definite items of work but will be given independent jurisdiction in hearing disputes in regard to certain classes of societies. They will ordinarily tour on a programme arranged in consultation with the Deputy Registrar. At present, as only 18 Deputy Registrars have been sanctioned for district charges the re-distribution of circles will result in certain

double charges with two offices of which the Sub-Deputy Registrar will be the Personal Assistant to the Deputy Registrar in one, and in the other the Sub-Deputy Registrar will be in independent charge as hitherto.

The following statement shows the distribution of the staff after full effect is given to the present reorganization:—

Circle.	Districts comprised.	Deputy Registrar.		Senior Inspectors.		Junior Inspectors.							Clerks.		
		Deputy Registrar.	Sub-Deputy Registrar.	Credit.	Non-credit.	Audit.	Administration.	Liquidation.	Special.	Labour.		Leaves reserve.	Junior inspectors.	Routine clerks.	Mentals.
										Latour.	Co-operative.				
1. Bezwada	Bezwada	1	1	1	1	9	3	1	...	5	...	1	4	4	4
2. Guntur	Guntur	1	1	1	1	10	3	1	...	5	...	1	4	4	4
3. North Arcot	North Arcot	1	1	1	1	14	4	1	...	12	...	1	4	4	4
4. Salem	Salem	1	1	1	1	8	3	1	...	3	...	1	4	4	4
5. South Arcot	South Arcot	1	1	1	1	15	3	1	1	8	1	1	4	4	4
6. Trichinopoly	Trichinopoly	1	1	1	1	9	3	1	...	1	1	1	4	4	4
7. Tinnevely	Tinnevely	1	1	1	1	13	3	1	1	1	33	1	4	4	4
8. Malabar	Malabar	1	1	1	1	11	4	1	1	1	1	1	4	4	5
9. South Kanara	South Kanara	1	1	1	1	9	3	1	...	4	1	1	4	4	4
10. Tanjore	Tanjore	1	1	1	1	19	3	1	2	22	1	1	5	5	18
11. Madras	Madras and Chingleput.	1	2	2	2	20	4	2	1	4	6	1	5	4	5
12. Coimbatore	Coimbatore and Nilgiris.	1	2	2	2	13	4	2	1	2	4	1	4	5	7
13. Madras	Madras and Ramanad.	1	2	2	2	18	6	2	...	0	2	2	4	5	5
14. Vizagapatam	Vizagapatam and Ganjam	1	2	2	2	18	6	2	1	2	6	7	7
15. Godavari	East and West Godavari.	1	2	2	2	17	6	2	...	12	...	2	6	7	6
16. Nellore	Nellore and Chittoor.	1	2	2	2	13	6	2	...	3	5	1	6	6	6
17. Cuddapah	Cuddapah and Kurnool.	1	2	2	2	11	7	2	1	1	8	1	6	6	6
18. Bellary	Bellary and Anantapur.	1	2	2	2	13	7	2	1	3	1	1	6	7	6
	Extra Assistant Registrar	...	1	1	2	2
	Registrar's office	1	1	8		10	4	13
	Training classes	1	5	5	11	
	Land reclamation staff	3		1 Supervisor on Rs. 80.	1	1	
	Milk supply staff	1 Mechanic on Rs. 80.	
	City auditors	2		1	1 on Rs. 125.	
	Total	20	35	64	341	78	26	10	83	39	21	94	180	130	

NOTE.—The Sub-Deputy Registrars in the districts of Ganjam, West Godavari, Chittoor, Kurnool and Anantapur will continue in district charges till the full scheme of one Deputy Registrar for each district is given effect to.

8. The extra staff sanctioned for the department and referred to in the previous paragraphs' resulted in an increase of Rs. 1,16,147

over last year's expenditure (viz.) Rs. 7,72,743. The expenditure of Rs. 8,88,890, is comprised of the following:—

	Rs.
Pay of Registrar	27,423
„ Officers	72,744
„ Establishment	5,01,061

	RS.
Allowances	2,09,800
Contingencies	52,665
Grants	26,197
	<hr/>
Total ...	8,88,890
	<hr/>

This represents '54 per cent of the total working capital as compared with '50 in the previous year.

II.—SUMMARY OF PROGRESS.

9. The summary of progress in respect of share capital, deposits, loans reserve fund and working capital of all types of societies is exhibited in Appendix 1.

10. The following extract from the report of the Director of Agriculture indicates the nature of the seasonal conditions during the year:—

Season.

“The South-west monsoon commenced on the West-coast on 3rd June and gave fairly heavy rainfall till the end of August with breaks now and then. The rainfall was up to the average in the Circars, Deccan (Cuddapah excepted) and North Arcot, above average, in the Carnatic and seriously in defect in the Central districts (North Arcot excepted) and the South.

The north-east monsoon commenced feebly on the 16th October, became vigorous on the 20th and brought copious rain throughout the Presidency till the 27th. A depression formed off the Coromandel Coast on the 20th. It developed into a storm on the 21st and moving north-westwards, crossed the coast near Masulipatam on the 22nd. Torrential rains fell for three days over an area extending from Vizagapatam to Cocanada, causing severe floods and extensive damage to houses, roads, railways and irrigation works. The monsoon practically came to a close thereafter in the Circars and Deccan. Heavy rains were received in November in South Arcot and the South. In December, the monsoon was intermittently active on the Coromandel Coast till the 8th. A prolonged spell of dry weather then set in and continued till the 23rd when the activity of the monsoon was stimulated by a Bay Storm which disappeared, off the Coromandel Coast on the 25th after causing widespread rain along the coast and local rain in the Central districts between the 24th and 29th. On the whole the north-west

monsoon was up to or above the average in most districts outside the Deccan and Malabar."

The rainfall is reported to be up to the average in the Circars, though Vizagapatam in particular was subjected to damages by severe floods. Seasonal conditions contributed to the improvement in collections in all the districts in the Circars except Vizagapatam and Gōdāvāri.

In the West Coast in spite of an adequate rainfall, Malabar does not show any reduction in overdues though there has been a reduction in South Kanara.

In the Ceded districts, the shortage of rainfall is reflected in an increase in arrears in those districts.

Except Trichinopoly, Madura and Tinnevely which show a slight decrease, the southern districts did not fare well. Chittoor, Salem, North Arcot and Coimbatore record a fair reduction in overdues.

11. Only 726 societies as against 1,200 in the previous year were registered during the year.

Expansion and consolidation.

In regard to organization the question of stopping registration altogether was discussed at a conference with the Deputy and Assistant Registrars and it was agreed that new societies organized should deal only in short-term loans and provide for an individual maximum borrowing power of Rs. 250 ordinarily and that Madras Central Urban Bank should be requested to advise the central banks to give only short term loans to new societies. It was considered essential that in districts with heavy overdues the question of registration of societies was to be examined with care and as occasion arose. In the past there has been a tendency, and I consider it a dangerous one, to accede to the demands of ryots for accommodation through societies rather than to consider the requirements of financial safety and the limitations of the present organization. Existing provisions cannot with safety meet all villagers' needs nor can all his debts be converted to co-operative debts; yet some seem to think that because it may be desirable to make such provision we should conduct our business as though it had already been made. It was therefore thought essential to examine with strictness the necessity for new organizations in villages and to limit as stated above the organization only to such societies as could provide the ryot with short term finance on prompt and easy terms and attempts were made to make every member realize that until he learns to use the short term credit properly and to repay it promptly of his own accord co-operative credit societies cannot further

expand. A warning was issued against registering societies formed hastily without the proper human element or the necessary training in co-operative principles, bearing in mind that co-operative societies are not to be taken as platforms for ambitious souls to advertise themselves. In this movement there is no real place for self-seekers, but there is a need for unselfish helpers who believe that the labour of running co-operative societies and assisting persons of limited means is worth while without any other reward. Every registering officer was therefore expected to satisfy himself that there was every chance of the society to be registered succeeding as a co-operative concern. The organization of new societies was therefore restricted in the year. The number of societies registered in each district are as follows:—

Name of district.	Number of societies registered.	Number of societies liquidated.	Percentage of members, over dues to demand under principal in agricultural societies.			
			1927-28.		1928-29.	
			L.T.	S.T.	L.T.	S.T.
Anantapur	5	1	60	60	68	64
Arcot, North	67	9	59	43	53	36
Do. South	20	5	64	57	68	56
Bellary	19	...	59	46	58	44
Chingleput	39	17	56	31	59	31
Chittoor	7	12	76	85	66	76
Coimbatore	30	10	48	38	39	22
Quddapah	8	6	78	77	86	78
Ganjām	18	11	19	16	14	21
Gōdāvāri, East	18	...	20	17	23	19
Do. West	35	...	16	9	14	8
Guntūr	53	3	36	24	35	19
Kanara, South	6	13	43	41	39	39
Kistna	39	4	30	27	26	20
Kurnool	13	6	63	65	62	66
Madras	16	6
Madura	23	4	61	37	61	31
Malabar	29	8	58	62	64	62
Nellore	23	2	46	33	47	31
Nilgiris, The	8	...	66	58	63	52
Rānād	14	1	58	49	60	45
Salem	42	7	60	60	65	53
Tanjore	45	14	51	21	55	24
Tinnevely	10	8	39	15	49	25
Trichinopoly	41	2	46	26	43	17
Vizagapatam	22	1	8	32	27	27
Gōdāvāri, Agency	3	6	27	7
Vizagapatam, Agency	14	...	1
Ganjām do.
Total	602*	150				

* Excludes 34 unions registered during the year.

Rectification of societies was taken up by all federations and by the additional inspectors given for administrative purposes in each district. These efforts were backed in some cases by a small bank staff and also by a large number of departmental inspectors for a short time and were on the whole encouraging. The percentage of overdues in agricultural societies under principal fell from 42·71 to 40·72, interest due in previous years from 57·05 to 55·03 and amount due in the year under report from 36·59 to 35·64. Better results can be achieved if the federations increase their activity and efficiency on the lines mentioned in paragraph 17. In the year the registration of 150 societies was cancelled as against 107 in the previous year, the number in each district is shown in the above statement.

12. There were at the end of the year 15,086 societies of all classes of which 12,947 were agricultural, 1,659 non-agricultural Societies. 448 unions, 31 Central banks and 1 Provincial bank. Of the 448 unions, 2 represent language Federations, 4 Co-operative training institutes, 1 Provincial Co-operative union, 12 audit unions, 25 Federations and the remaining 404 are local supervising unions.

13. The number of members in 14,638 societies excluding 448 unions was 940,784 giving an average of 64 members per society as in Members. the previous two years. The average membership in 6 of the major Provinces is 50.

The total number of members on 30th June 1929 bears a percentage of 2·1 to the population of the Presidency. Members may be classified as follows:—

Non-cultivating landholders	61,094
Cultivating landholders... ..	392,365
Tenants	63,164
Field labourers	45,675
	<hr/>
	562,298
	<hr/>
Non-agricultural	277,545
Mixed	100,941
	<hr/>
Total members	940,784
	<hr/>

A classification of members by caste gives the following results :—

Non-Brahmans	588,065
Brahmans	111,033
Ādi-Drāvidas and Ādi-Āndhras	94,244
Christians	74,784
Muhammadans	54,561
Other classes	18,097
Total				940,784

14. The working capital rose from Rs. 1,522·97 lakhs to Rs. 1,651·53 lakhs (Appendix I). The total working capital employed in the movement without taking into account the investments of one society in another amount to Rs. 908·69 lakhs as against Rs. 820·94 lakhs in the previous year made up of—

	LAKHS.	
Paid-up share capital	...	171·70
Deposits of individuals and institutions.	...	618·77
Reserve fund	...	84·28
Loans from Government	...	33·94
Total		908·69

The owned capital in the movement is Rs. 255·98 lakhs (i.e.) 28·2 of the net working capital.

15. In regard to re-payments by agricultural societies to central banks there was a fall in the percentage of overdues by 3·17 per cent under principal and ·42 per cent under current interest while in arrear interest there was an increase of 5·06 per cent.

This increase is particularly noticeable in the districts of Cuddapah, South Kanara, Malabar, Arcot (North), Arcot (South) and Bellary. The classified list of societies for 1927-28 shows that in all these districts the number of dormant societies is very large compared with their total number. Consequently, attempts to realize the arrear interest due on account of loans issued in previous years have not been encouraging. The District Federations must be particularly requested to take up the rectification of such societies in these districts and show better results in the current year.

As regards re-payments by members to their societies, there has been a fall of 2 per cent in principal and arrear interest and 1 per cent in current interest.

In non-agricultural societies there has been a slight reduction under principal and interest due by members to societies (Appendix I).

A special arrangement was made during May and June. A small staff of auditors was left to finish the interim audit quickly and the whole of the rest of the staff was put on to stimulate collection work in societies. The societies were distributed between the Government staff and the union and the federation staff. This arrangement undoubtedly contributed considerably to the improvement of overdues, though it is to be borne in mind that generally the departmental staff took up all the worst societies. Though this could only be done at some slight sacrifice to the audit, I think it was justified by the result and I have made it clear to all concerned that the experiment cannot be repeated.

16. There were 31 central banks including the Christian Central Co-operative Bank as in last year. There has been a move in the Trichinopoly district for the formation of separate Banking unions at Udayarpalayam and Lalgudi. There was subsequently another proposal from the district Federation to organize a separate central bank in Trichinopoly itself. These proposals are consequent on the attitude adopted by the present District Bank in objecting to alter their constitution in spite of the repeated demands made by societies for a louder voice, in the management. The question of amending the by-laws of the Trichinopoly bank is however engaging their attention and I have deferred the question of formation of separate banks till their decision is known. After the close of the year, a compromise has been reached which settles the question for the time being.

Special deposits by local boards, municipalities, etc., rose from Rs. 161.07 lakhs to Rs. 171.19 lakhs while in the Madras Central Urban Bank there has been a fall from Rs. 27.82 lakhs to Rs. 22.37 lakhs. This may be attributed to the restrictions imposed on the acceptance of such deposits, namely, that no central bank may receive such deposit from outside its area of operation unless the local central banks have had the option and have expressed their inability to take the deposits at the highest rate permissible. Attempts were made by certain district boards to persuade the Registrar direct and through the Government to coerce

central banks into taking deposits at high rates of interest. The maximum of 4 per cent allowable on local board and municipal deposits was however insisted on and the Bankers also in their conference held on 7th April 1929 resolved,

“that not more than 4 per cent be offered on deposits of local board fixed for a period of three years and less and $4\frac{1}{2}$ per cent for deposits fixed for a period of over three years.”

This extension of the period had no practical application until subsequently in G.O. No. 3543, L. & M., dated 3rd August 1929, the Government extended from three to five years the period for which a local authority may invest its funds. The prevailing rates are therefore 4 per cent for three years and less and $4\frac{1}{2}$ per cent for more than three years.

The Committee on Co-operation recommended that the rate of interest on loans to societies should be reduced wherever possible to $7\frac{1}{2}$ per cent and such of those Central Banks who had not reduced their lending rate to $7\frac{1}{2}$ per cent were requested to give effect to the recommendation.

Of the loans issued to societies the proportion of long term loans is high and every opportunity was therefore taken, i.e., at the time of recommending loans to the Madras Central Urban Bank, to bring home to Central Banks the necessity of increasing short term transactions.

In accordance with the recommendation of the Committee, Central Banks were requested to maintain separate ledgers not only for short and long term loans but also for deposits and to introduce loan application and promissory notes in the different colours for long and short term loans (white for short term, pale blue for long term). There has been some delay in carrying out the recommendation of the Townsend Committee owing to difficulty in finding suitable paper acceptable to the Registration department. This difficulty has since been removed.

It was also pointed out to Central Banks that it will be advantageous for them to introduce the system of pass-books in respect of loans sanctioned by them to primary societies and that this system if adopted will not only enable a rural society to know the position in regard to its outstanding loans, etc., at any time but that it will also obviate the necessity for reconciliation at the time of the final audit. This reconciliation now necessary between the bank's and the society's figures adds appreciably to the work and delay of audit. This was accepted by the Bankers'

Conference (7th April 1929) and they resolved that the pass-book should comprise not only loans but also entries relating to share capital, reserve fund, suspense, supervision fund, and any other necessary accounts and that the posting be made at least twice a year.

The model by-laws of Central Banks were revised and circulated to all Central Banks making provision in accordance with the recommendations of the committee for the continuance of the individual shareholders the co-optation of individuals in the Board of Management, the appointment of a paid Secretary and separate Treasurer, pooling of supervision fund and appropriation of remittances.

The recommendations of the Townsend Committee in regard to the appointment of paid Secretary, the keeping of cash under a double lock system and the taking of security from those who deal with cash of the bank were impressed upon the central banks. These recommendations have been accepted and acted on in most cases.

There has been correspondence with the Imperial Bank which considers that the minority report of the Townsend Committee deserves very serious consideration. Co-operative banks should, in its view, depend for their fluid resource to a less extent than hitherto on the overdrafts given to them by the Imperial Bank. The Imperial Bank has pointed out that with the best of intentions it cannot guarantee that its overdrafts will not be withdrawn, for it must consider the interests of its own safety and of its share-holders primarily. It has suggested that the Central Banks should provide from their own resources a portion of fluid resource to an extent which will increase annually from 35 to 75 per cent, in five years the balance being provided from the Imperial Bank cash credit. This is undoubtedly a sound proposal in the best interests of the co-operative banks themselves as it will compel them to rely for their safety more on their own resources and will make them study this aspect of their development more closely.

Their objection to a continuance of the present situation, which involves reliance for the safety of co-operative banks on an overdraft from the Imperial Bank which is and must always be free to withdraw that overdraft if it sees fit, is based not on the value of the co-operative paper pledged but on the readiness with which its value can be realized. If it were merely that the Imperial Bank thought that that paper was not so valuable as represented, that if it were realized,

only a portion of its value would be obtained, the difficulty could be got over by pledging more of it. After all, there is plenty of it available. The total overdraft is only about 65 lakhs and co-operative paper to far more than that amount could be lodged. The difficulty is in fact a different one. If these pro-notes had to be realized by making the members pay up, this could only be done slowly, and, in some cases, only by selling the land of the ryots and the Imperial Bank's criticism is that not only this co-operative paper but also the bulk of the business of these banks in their loan transactions is not in a sufficiently fluid form. There is some justification for this criticism arising from the fact that a great deal of money has been lent out for 10 years and from this fact that the management of many co-operative banks believe greatly in the safety of the investments they have made in their loans to ryots but do not seem to have given any great attention to the readiness with which their assets can be realized. I have had on many occasions to call attention to the un wisdom, to put it mildly, of banking on the presumption that deposits will be renewed.

Much work has been done in the last few years to increase the short-term business of the banks and the Madras Central Urban Bank has constantly worked in the same direction. Ten-year loans are a thing of the past. But though I consider the fluid resource at present prescribed will be adequate as a statutory requirement, no such provision is adequate unless the bank's business is conducted in a safe and proper manner, loans being regulated in accordance with the nature as well as quantity of resources available. In other words, this fluid resource presupposes that the bank is doing a considerable proportion of its business on a short-term basis. Some of the banks, and among them some of the largest and oldest banks in the Presidency are the worst offenders in this respect, persist that experience shows they are safe, that their deposits will be renewed, that it is necessary to lend for long term, that short-term loans are not what is required and so forth. In other words, they have much to learn of the elementary principles which apply to all banks whether co-operative or joint stock. At the same time it must be observed that there is in this respect considerable improvement. The banks as a whole realized the need for keeping a close eye on the safety of the finance. Fluid resources have been generally maintained up to the standard not merely because the Government Order requires it but also because the necessity is understood.

Subsequently, the Imperial Bank of India has taken up the question of insisting that central banks shall over a period gradually replace their co-operative pro-notes by Government paper, as cover for overdraft. This will result in the Government paper and not the overdraft being relied on for fluid resource. It means investing money at a lower rate of interest in Government promissory notes the interest on which is taxable with income-tax to the full extent, set off under existing rules being of little value, instead of in co-operative societies' pro-notes at a higher rate free of income-tax. The only excuse for this is the greater fluidity of assets which would result.

The point in co-operative activities on which much attention has been focussed in Madras during the last few years is the statement of overdue loans, and I find even in co-operative year books the suggestion that while other provinces and other countries may have produced other forms of co-operative activities, Madras, has become noted for its overdues.

I may say that a dispassionate and comparative examination does not justify such a particularization of Madras. I have myself, of course, emphasised the fact of their existence in previous reports to the Government and the causes have been examined in detail on many occasions. The dangers have not been minimized for it is obvious to any thinking person that no financing institution can continue for long when its overdue loans are steadily increasing. It seems necessary therefore to review the soundness of the situation with some care, to examine the present situation and to consider the adequacy of the steps taken with the definite intention of bringing about an improvement. In doing so, it is necessary to bear in mind the reports of the King Committee in the Central Provinces and of the Oakden Committee in the United Provinces. I venture to think that the Townsend Committee's report in this Presidency showed a much more cheerful picture than its two predecessors. The Burma Committee has submitted a report which must influence any view of Co-operation in India. Finally, there is the Linlithgow Commission's report recommending such an enquiry in all provinces.

It is no doubt gratifying that after considerable effort there has been this year, a decided though not very great, reduction in overdues. I am unable, however, to compare our figure of overdues with that of other provinces for

no comparative figure of demand is available, but the following statement of collection compared with outstandings is important. It is, I think, more important than the mere statement of percentage of overdues, as it shows what amount of their outstandings is coming back to the banks every year. The figures for most of the major Provinces are—

Provinces.	Percentage of amount repaid by members.											
	To amount outstanding at the beginning of the year.						To amount outstanding at the beginning of the year plus the amount disbursed during the year.					
	1923-24.	1924-25.	1925-26.	1926-27.	1927-28.	1928-29.	1923-24.	1924-25.	1925-26.	1926-27.	1927-28.	1928-29.
(1)	(2)	(3)	(4)	(5)	(6)	(7)	(8)	(9)	(10)	(11)	(12)	(13)
Madras	44.6	41.9	41.9	42.9	40.9	40.9	27.3	27.0	27.2	25.6	25.8	27.4
Bombay	72.5	70.6	94.1	77.1	84.8	67.0	39.7	39.3	42.6	42.3	45.3	40.0
Bengal	22.5	42.3	48.4	38.2	43.3	...	15.9	26.2	28.3	23.2	26.5	...
Burma	34.7	35.8	36.6	32.3	30.8	24.0	23.3	26.1	25.4	23.6	23.3	19.0
Punjab	32.4	37.6	38.9	38.4	38.6	27.0	22.3	23.0	24.3	23.5	24.5	18.0
Central Provinces and Berar.	50.3	45.4	40.7	31.3	33.2	33.0	35.6	28.7	26.1	21.7	24.6	24.0

I have unfortunately not yet got figures for all Provinces for 1928-29.

Assuming that book adjustments and extension of loans are not included as collections in all cases, the position of Madras is not unsatisfactory and there is a marked improvement in collection of outstandings including sums disbursed during the year.

It is perhaps not saying much to say that Madras is not worse than the rest of India in point of collections and I have prepared another statement to show the present and prospective positions of all central banks and the manner in which they have arranged their transactions—it is contained at Appendix 15 (resources statement)—and shows clearly that a certain number of banks in certain years have so arranged their transactions that the amounts repayable by them are markedly in excess of what is due to be repaid to them. But the bulk of them are in a satisfactory state from this point of view.

I have had also a series of graphs prepared showing collections, demand and overdues monthly for a number of years. The graphs for each bank showing the percentages of overdues each month compared with the demand for that month together with arrear left from the previous month are added as Appendix 16. These curves show what is reflected strongly in all of them that the work of Co-operative societies is dominated not by harvests but by annual returns. It is as well that it is so and that institutions make a serious effort to make such collections as will produce a satisfactory balance sheet, but it is not ideal, for the nature of the business requires that demand and collection should both be made when it is most convenient for ryots to repay, that is, in the month immediately following the harvest. As it is, there are great efforts in May and June followed by a great slump in July when every one turns his attention to annual statistics and reports. It is not too bad but it might be better.

The criticism offered by bankers, that the assets of co-operative banks are generally in not merely so fluid a form as is necessary for safety, is not entirely without support, although co-operative banks are not subject to the same law in regard to liquidation as joint stock banks. strenuous efforts have been made in the past few years to improve the position of co-operative banks by enlarging their short-term business and though co-operative bank directors are apt to point to the soundness of the security offered in co-operative transactions and assert that there never has been any trouble and never will be, that ryots are honest fellows and will all be well, that deposits will be renewed and that what the ryots ask for must be given at all costs, this attitude is fast disappearing and is championed only by a few die-hards who will not recognize the necessity for prompt repayments and for granting loans proportionate to the funds borrowed. They have yet to realize that though the objects of co-operative banks and commercial banks may be very different, the one seeking to increase the shareholders' profit being ruled by shareholders who have generally no other interest in the concern, while the other seeks to benefit the borrower-shareholder, whose interest as borrower is far greater than his interest as shareholder; nevertheless, both are governed by the same general rules and actuated by the same need to establish a strong credit so that they may borrow cheaply.

The transactions are, so far as I have been able to ascertain both by my own enquiries and inspections and by

numerous reports and discussions, entirely genuine in one respect. There are few book adjustments. The practice of showing a loan as repaid by granting a new one is one which has been strongly discouraged by all supervising bodies and particularly by this Department and has never been widely practised. Occasional examples of it are found but there is not the slightest justification for supposing that it is, or ever has been, freely practised. The Burma report draws attention to this malpractice and I understand that that report has caused some uneasiness on that score in other provinces. I find no justification for it here, but I have given instructions that the liability ledger which shows all such transactions at a glance should be carefully kept up-to-date in all credit societies.

The main item to which attention has been directed in order to improve the situation has been the increase in short-term loans. Appendix 5 shows the increase in short-term transactions while the overdue statements show clearly that it is markedly less for short-term than for long-term loans. To improve short-term loans emphasis has been laid on the need for funds being readily accessible to the society and for this a system has been recommended whereby the society may apply in the ordinary course before the collection season for loan to be sanctioned and to be drawn upon from a specified date for four months, any undrawn amount then lapsing.

Emphasis has also been laid on the need not only for financing cultivation by short-term loans repayable from harvest but also for granting loans on the harvested produce to enable the ryot to pay off any creditor at once and then be free to sell his crop as he sees fit in the best market, but always on the understanding that repayment of the loan precedes delivery of the grain from the society's custody. All enquiries show that ryots suffer considerable losses by binding them to sell their crops in advance to small merchants and money-lenders who give him advances, and liberty to sell as he sees fit even if he does not hold up his produce for a rise in the market is advantageous to him.

Collections have been improved also by general stimulation of all supervising bodies and officials and in particular by giving fuller and more methodical training at the institutes for Inspector and supervisor staff.

A further step inaugurated about the close of the year arose from a discussion I had with some ryots in Bellary where collections are notoriously poor. The point became

very clear that they knew little of their society. Explanation of its objects and methods, of the reason for every provision and of the source and destination of its funds awakened a lively interest and a desire to try again to make their societies a success. The instruction we have provided for by the Government subsidy to Federations to conduct brief course of instruction to rural panchayatdars helps considerably in this respect, but more is necessary to rouse and maintain a constant genuine interest in a society among its members. A sense of corporate existence in the society is generally lacking: beyond getting loans when they want them and repaying when they must, the members in too many cases, take no further heed for their societies. I have therefore recommended weekly meetings of the primary credit societies so that notices are not necessary for each meeting separately. At each such meeting there will be little business to transact, but the secretary can explain what loans and repayments there have been since the last meeting and the members can get to know more of the society and its ways and ideals, while in the small town-societies they will get to know each other and that is necessary in many societies. If such meetings are conducted in an orderly manner they will take only about a quarter of an hour and certainly, at least in the villages, the members can rarely complain that it is a hardship to meet in their society when they would otherwise have been sitting in some one's pial gossiping. No expense is involved.

Another recommendation made some time ago to facilitate the banks' work was that they should receive local board money repayable only at the seasons when the banks were receiving large payments and further that they should take such funds not in large lumps repayable on one day but should be repayable in smaller amounts over a period. Several banks are trying to carry this out, but generally more requires to be done.

Cash facilities.—The necessity for providing cash more readily than is at present available in most districts has been emphasized on innumerable occasions. Enquiry showed that only in rare instances could a ryot rely on getting a loan within a month of his application to his village society.

This difficulty is partly the cause for the great preponderance of long-term loans. It is partly the result, for when ryots and others could get long-term loans in considerable quantities no one troubled to find a

method of getting money more quickly to embark on what was to the bank and the society officials the more troublesome business of smaller short-term loans. It is intimately connected with the matter of overdue loans.

Several evils result from the absence of facilities for quick payments :—

(a) Without money readily available, it is difficult to get ryots to save. Savings bank deposits are impossible unless there are cash facilities for no one will put his money into a savings bank deposit if it takes a month or two to get the money back. On the other hand, provision of facilities might result in considerable deposits coming in from the ryots in small sums and would provide an invaluable inducement to thrift and saving.

(b) Without facilities for ready money, men will not readily repay loans because they feel that if they repay all their loans they will run short of ready money and will be unable to get cash again when they want it.

(c) Without ready money the finance of agricultural operations through co-operative societies is impossible for that requires short-term loans to be obtainable at short notice. Similarly other small loans for urgent domestic needs frequently put the ryot in the hands of a money-lender. For this money must be available at once.

All this hinges on the availability of cash at short notice. For this,

(a) a cash credit is possible and has been granted to a few good societies.

(b) Forecast loans (say about 5 per cent of the market value of the total land of the members sanctioned on a basis of the society in general, not for each individual, is possible in a larger number of cases, but this has not yet been much developed.

Even these require facilities for obtaining the cash and for this societies must be within reasonable distance of the Central Bank or a branch or agency from which cash can be got at any time or at 2 or 3 specified times in the week.

17. There are now 25 federations which give a regis-

District federations.

tered federation for all parts of the Presidency except the Agency, Madras City, the Kumbakōnam Central Bank area, i.e., half of Tanjore District. From the reports received about the working of federations, I may observe that they have amply justified their existence, are becoming more firmly

established and making their influence felt on the supervision of primary societies. They are intended to co-ordinate the work of the several units, to co-ordinate, stimulate and assist the work of supervision in all its aspects by unions and to supplement it in items which are unsuitable to or beyond the powers of the unions.

To render this effective and to get the best work from the staff and to make the most of the resources available, the unions and Federations have been required to pool all supervision funds for the districts, to combine the staff into a district cadre and to have a well-paid district officer—a chief executive officer—employed by the Federation, to carry out the requirements of the Federation directorate and to superintend the work of the supervision staff to ensure that they are doing their work efficiently. The fund has actually been pooled in 22 Federations in accordance with the recommendations of the Townsend Committee. The districts which have not yet fallen in line in this respect are Chingleput, Salem and Nellore. Arrangements were made for the collection of the pooled supervision fund by the Central Bank by passing a by-law prescribing the order in which payments by societies are to be credited to the various heads and in this order supervision fund comes first. Though no specific provision is made that each union should receive not less than the amount collected in its area it is found in actual practice that in distributing the supervision fund each union gets actually more than this amount. The Federation is intended to combine all interests in the district and in view of the great importance of the financial aspect should include strong representation of Central Banks. Stimulation of collection work through supervising bodies will naturally come more effectively from the central bank than from any other source. All but the two Federations at Chingleput and Salem have provided for adequate representation of central banks on their board of management. In regard to Salem, disputes between Federation and Bank have been going on for a considerable time and it is improbable that these difficulties will be overcome in the near future particularly having regard to their attitude towards any departmental intervention. In Chingleput the matter is to be discussed at a joint conference which has not yet met.

The Government have in the year permitted the Deputy Registrars and the Assistant Registrars to serve in the Federations and it is likely that their association will bring

about effective improvement in the work of both the official and non-official supervising staff. With regard to the Chief Executive officer the point must be emphasized that while honorary work is invaluable for direction and stimulation of co-operative efforts it is unreasonable to expect honorary workers to undertake duties which involve systematic daily full-time work. Such duties can only be effectively discharged by a staff properly paid, controlled and superintended. The work of the Federation ordinarily calls for a touring executive officer for the district. Recommendations were made accordingly to Federations. It has in some cases quite wrongly interpreted as a scheme to push departmental officers on to Federations. We have few suitable men to spare. Further, Federations have difficulty in raising funds to pay adequately such an officer, but actually 11 of the 25 federations applied to the department for experienced officers to take up the work and their services have been lent.

The last Provincial Conference passed a resolution that it is undesirable to appoint departmental officers to federations; but in view of what is actually going on constantly and of the growing concord between the official and non-official sides of co-operative activities it is difficult to attach much importance to this resolution. The individuals concerned know that the departmental officers are actually doing their utmost in the best interests of co-operative societies but at the larger conferences a feeling of distrust of, almost of enmity to, the Government and all its works seems to persuade the discussions and colour the resolutions. Certainly, the idea that the official is concerned only with maintaining his petty authority at all costs has no justification in the facts and officers of this department have far too much unavoidable work to do to be tempted to go out of their way to find more or to be jealous of handing over functions to others. The department does not do more supervision than is necessary to discharge the duties imposed on it in regard to the safety of the financial structure and of public interests involved.

In their recommendations, the Committee on Co-operation referred to the raising of the supervision fund by contributions from central banks and primary societies and that in weaker districts where the supervision fund collected is not adequate to meet the requirements of supervision in the districts, Government should make such contribution as is necessary to make up the deficit. In districts where the

recommendations of the Committee have been acted upon, the Government are being requested to subsidize federations.

Including the recurring grant of Rs. 1,200 to the Madras Provincial Co-operative Union and Rs. 1,000 to the two Federations at South Kanara and Chingleput a sum of Rs. 25,600 was allotted to the remaining federations and the Hood Institute. Out of the sum allotted a sum of Rs. 23,130 was drawn and spent. The institutions concerned contributed from their own funds and donations Rs. 18,284 towards the expenditure. A sum of Rs. 38,063 was spent on the conduct of the training classes and in the education of the rural Panchayatdars. Classes for Panchayatdars were held in 370 centres as against 248 in the previous year at which 12,791 panchayatdars attended as against 8,719 in the previous year. The publication by the South Arcot Federation of relevant extracts from the Presidency Administration Report under important heads such as consolidation, rectification, overdues, classification, etc., and adding a few general remarks pertaining to the position of each district is to be commended.

18. Under this head last year three were included, namely, the Provincial Co-operative Union, the Andhra Sahakara Sammelanam and the Hood Co-operative Institute at Tanjore. The last named is more properly to be described as a training institute and will be dealt with under that head. The Provincial Co-operative Union is gradually strengthening its position as the non-official centre of all kinds of co-operative activity and its relations with the department are cordial. It has been in the past confining its activity mainly to the holding of annual conferences. Lack of funds and the absence of a standing committee on the spot prevented it from doing much steady work. The Madras Central Urban Bank has now however given it a grant which has enabled it to develop as a propagandist and teaching body. It has 300 books and 300 volumes of reports and periodicals. This library is being constantly added to and a small reading room is always open on the premises of the Provincial Co-operative Union. The Provincial Co-operative Union is now being linked up with the work of the training institutes described below.

The Sammelanam cannot be said to do more than drag on its existence. It has gone back to Bezwada after a dispute which ended in the directors from Rajahmundry refusing to have anything more to do with its management.

One more propagandist institute has been added—the Tamil Nadu Federation—a language federation comprising practically a combination of the Tamil district federations and its principal function is the publication of the Tamil journal.

19. At the beginning of the year there was one—the Hood Co-operative Institute at Tanjore but classes were being run also at Coimbatore, Vellore, Anantapur and Bezwada and during the year three of them were registered as the Co-operative Institute at Coimbatore, the Rayalseema Co-operative Institute at Anantapur, the Andhra Co-operative Institute at Bezwada. Their by-laws were fixed in collaboration with the Provincial Co-operative Union providing for centralization of control of teaching, examination syllabuses, etc., in a committee of the Provincial Co-operative Union consisting of one representative of each school and the President of the Provincial Co-operative Union, and the Registrar of Co-operative Societies. The Institutes have come into line and the Provincial Co-operative Union, will, it is hoped, shortly make provision accordingly in its own by-laws. The Gray Co-operative Institute at Vellore has subsequently been registered. The Bezwada school has however to cater for too large an area and it is proposed to start another at Rajahmundry splitting the coastal districts into two groups as none of them can conveniently be added to the Ceded Districts Institute at Anantapur and it is necessary to have each, as far as practicable, confined to one language.

Each such institute is run by a small local committee on each of which the President of the Provincial Co-operative Union and the Registrar of Co-operative Societies have been appointed ex-officio members. The examination is common for all and is held at the end of each course. It is run by the Registrar of Co-operative Societies on behalf of the joint committee of the Provincial Co-operative Union. The courses are to be two in the year, each of 4½ months running approximately from June 1st to October 15th, and from December 1st to April 15th. It is hoped to run short refresher and special courses in the intervals or concurrently with these courses :—

The following statement shows the districts comprised in the training classes :—

Name of centre.	Districts comprised.
1. Anantapur	Anantapur, Bellary, Cuddapah, Kurnool and Chittoor.

Name of centre.	Districts comprised.
2. Tanjore	Tanjore, Trichinopoly, Madava, Rāmnād and Tinnevely.
3. Vellore	Arcot (North), Salem, Chingleput and Arcot (South).
4. Coimbatore	Coimbatore, the Nilgiris, Malabar and South Kanara.
5. Bezwada	Ganjām, Vizagapatam, East and West Gōdāvāri, Kistna, Guntūr and Nellore.

There were in 1928-29 two sessions in each of these five institutes besides a $4\frac{1}{2}$ months course in the Provincial Co-operative Union. Six hundred and twelve candidates underwent training of whom 404 were passed. Two Inspectors from the department from each district were sent to each session and in this manner about 100 Inspectors have been trained.

The Government have since approved the opening of technical subjects in Co-operation, Auditing, Banking and Book-keeping in the Government Institute of Commerce. A Deputy Registrar has been lent to the Institute as lecturer in Co-operation. The first classes were commenced on 1st July and a selection of 33 candidates from out of 140 applicants who applied, was made by me. Seven senior Inspectors were deputed by me to undergo training in the Institute.

It is hoped that these five or, including Rajahmundry six, institutes will be firmly established for I feel strongly that there is ample work in training various classes of workers and in accumulating libraries and statistical and other information of all kinds and to serve as information bureau for all of these institutes for many years to come. Tanjore is raising funds for its buildings and it is to be hoped that each will find no difficulty in raising funds for the purpose. I know no better object for the utilization of the large number of small accumulations of Common Good Funds.

20. There were 414 unions at the beginning of the year.

During the year 34 were registered
 Local supervising unions. bringing the total to 448. Twelve-thousand three hundred and eighty-three societies stand affiliated to these unions with a membership of 790,713. The total working capital of the affiliated societies rose by Rs. 64 lakhs. A statement comparing the average size of the unions

in each district with their average working capital and expenditure for the last year is furnished below:—

District.	1927-28.				1928-29.			
	Unions.	Societies per union (average).	Average working capital.	Average cost of management.	Unions.	Societies per union (average).	Average working capital.	Average cost of management.
				Rs.				Rs.
Anantapur ...	16	28	1,32,900	743	18	30	1,26,816	732
Arcot (North) ...	34	27	1,55,504	992	35	21	1,49,571	1,182
Do. (South) ...	24	37	1,87,456	893	26	35	1,68,110	900
Bellary ...	10	29	1,40,538	804	10	33	1,61,469	679
Chingleput ...	31	29	2,31,205	1,591	31	29	2,33,645	1,501
Chittoor ...	11	25	98,733	742	11	25	1,17,189	958
Coimbatore ...	22	25	1,76,177	1,396	21	28	2,18,091	2,520
Cuddapah ...	9	28	88,117	548	9	30	89,313	320
Ganjām ...	16	30	97,198	424	18	32	1,18,029	1,048
Gōdāvāri (East) ...	15	28	2,78,337	1,931	17	36	2,13,035	1,448
Do. (West) ...	11	30	2,84,818	1,521	15	24	2,49,140	803
Guntūr ...	12	41	2,76,123	1,623	13	44	2,40,147	2,490
Kanara (South) ...	18	25	1,63,250	1,174	18	25	1,30,853	1,233
Kistna ...	15	27	1,52,227	816	18	25	1,43,889	784
Kurnool ...	11	27	81,824	600	11	27	98,978	729
Madras	4	14	48,033	625
Mādura ...	15	29	1,59,068	836	15	29	1,75,782	790
Malabar ...	22	22	81,024	402	24	27	83,308	742
Nellore ...	15	26	1,43,033	916	16	27	1,27,053	1,320
Nilgiris, The ...	3	18	52,746	1,287	3	20	61,228	1,041
Rāmnād ...	14	30	1,73,411	720	15	29	1,66,099	2,220
Salem ...	15	28	2,67,605	997	18	26	2,44,100	921
Tanjore ...	21	25	1,95,037	988	22	27	2,14,480	892
Tinnevelly ...	19	35	1,71,376	723	21	34	1,56,707	854
Trichinopoly ...	18	26	3,23,083	1,607	19	26	3,30,147	1,804
Vizagapatam ...	12	31	78,969	596	14	29	1,06,770	642

A supervising union if it is to function effectively should not affiliate to itself more than 20 to 30 societies. Judged by this standard the Federations in South Arcot, Bellary, Ganjām, East Gōdāvāri, Guntūr and Tinnevelly, where unions have on the average more than 30 societies would be well advised to consider organizing more unions.

It was impressed on the Sub-Deputy Registrars that they should concentrate their attention on the working of unions so as to make them attend to the proper working of affiliated societies. It is for them rather to see that Unions look after societies than to attempt themselves to put right the large number of societies in their charge which requires careful individual attention. The rectification work in societies should be done when it is done at all by a Sub-Deputy

Registrar with the help and assistance of the supervising Unions. Their special attention was drawn to the necessity of arranging for as many general and governing body meetings of the unions in the course of their tours and explain what is expected of them and their societies and persuade them to greater activities.

21. These societies of which there are 63 in number come under two main heads. There are big societies of which four deal in cotton.

Loan and Sale Societies.

The main object of these societies is to facilitate the sale of cotton by providing godowns to hold cotton brought in by ryots, and advancing money on it and to arrange for its ginning, grading and sale. Further, it is intended that in conjunction with the Agricultural Department it should obtain, distribute and recover pure strain seed produced in the first instance by the Agricultural Department.

The other societies are smaller ones. Their object is to build, or buy or hire a godown in which a ryot can store his produce and get an advance on it and sell it at his leisure. These societies to obtain loans pledge the goods again to the central banks and the ryot gets his produce or delivers it to the purchaser only on repayment of his loan to the society. He is enabled to sell it as he sees fit, but these societies, at least in the early stages, are not in a position to employ the expert staff necessary to undertake the joint sale of the produce on behalf of the ryot and the very fact of the ryot being able to pay off any advances on the crop at once while being free to sell at the best terms available instead of being bound to sell to a specific creditor by the creditor's measurement on the creditor's terms is in itself a considerable advantage to him. He is not encouraged to hold up his crop except in the case of food-grains which have certain customary seasonal fluctuations in price.

These societies are linked with co-operative societies which themselves do a fair amount of short-term business on crops, but they have generally no godown accommodation for the purpose. The correct line of business is probably for the village society to advance for cultivation loans repayable at the harvest when the produce should go into the godown and the village society be repaid by a loan on the produce, this loan being repaid in full on the sale of the grain. An individual member of a society handing over his produce as security for a loan is not limited by his individual maximum borrowing power and when the custody of produce is handed

over to the central banks the society again is not limited by its maximum borrowing power. Urban banks are encouraged to open current accounts and to act as a transmitting agent and to charge some commission, if necessary. The Bellary Loan and Sale Society started for the sale of cotton took over the auction sales conducted by the Agricultural department and the results were reported to be encouraging and I may observe that the Royal Commission on Agriculture recommended that auction sales by the Agricultural department should only be continued until this can be taken over by the co-operative societies. Similar sales in other trading centres are recommended. The transactions of these societies are exhibited in paragraph 60.

Of the sum of Rs. 7,300 advanced to the following societies for the construction of godowns for storing the pledged produce a sum of Rs. 2,450 was disbursed during the year, Rs. 450 to the Orattanad Loan and Sale Society and Rs. 1,000 to the Madurantakam society and another Rs. 1,000 to the Nangavaram Loan and Sale Society.

	RS.
Nandyal Loan and Sale Society	1,600
Ambur Loan and Sale Society	2,300
Orattanad Loan and Sale Society	3,400
	<hr/>
Total	7,300
	<hr/>

Though a sum of Rs. 15,000 was provided in the budget, there has not been satisfactory response for such applications due to availability of suitable godowns for rent. The godowns at Nandyal and Ambur are already completed as stated in my last year's report, but the Ambur society has been neglected by its founders and is not a success. The godowns at Orattanad are not yet quite completed. The construction of godowns at Madurantakam and Nangavaram is in progress. The godowns constructed were all insured.

The slow progress is to be attributed largely to the difficulty of making an expensive godown pay when it is used for storing crops only for a few months after the harvest.

22. It may be observed from Section 1 of Appendix I that these societies purchased and sold as owner, goods to the value of Rs. 26.55 lakhs and Rs. 28.03 lakhs respectively, as against Rs. 25.42 lakhs and Rs. 26.67 lakhs in the previous

Trading activities in
Agricultural and non-agri-
cultural societies.

year. As agent for the purchase and sale of members' products they had transactions to the value of Rs 2.19 lakhs and Rs 19.03 lakhs respectively as against Rs. 1.85 lakhs and Rs. 4.12 lakhs in the previous year. There has been an appreciable increase in the joint sale of members' products, which is largely contributed by the "Bodinayakanur Cardamom Bank" in the Madura district. The primary societies and loan and sale societies advanced loans on standing crops during the year a sum of Rs. 16.30 lakhs as against Rs. 13.83 lakhs in the previous year. On the pledge of produce in the godowns a sum of Rs. 13.83 lakhs was advanced.

23. There were 63 societies for labourers as against 60 societies in the previous year for the Labour Contract Societies. object of taking labour contracts and thereby to find work for their members. The total number of members in these societies were 3,781 of whom 3,105 were actual labourers, the remaining being helpers. The members include road makers, wood cutters, cartmen and field labourers. The societies had a paid up share capital of Rs. 22,371 with a reserve fund of Rs. 37,675. Only 33 societies secured contracts to the value of Rs. 1,63,325 while they had at the beginning work pending execution to the value of Rs. 1,71,833. They actually completed within the year work valued at Rs. 2,28,665. A sum of Rs. 94,618 was paid as wages. The remaining 30 societies did not do any work. It will thus be seen that nearly 50 per cent of the societies have not made any material progress during the year. Several of the societies have either not secured contracts or their work has not in the past been so satisfactory as to merit contracts being given to them. Patronage from public bodies and even from Government departments has not been encouraging. I can only conclude that the powerful competition of private contractors has been so strong that the labour societies could not stand against them. In one case that came to my notice, an actual worker in a society stood away and began to compete with the tender of a labour society. Unless it is recognized that these labour societies are only there to secure to the actual workers a proper wage and the rates they tender are such as to provide for this as well as for the payment of technical help and adequate supervision, the considerable profits which at present commonly go to the pocket of the contractor will be shared between the labourer society and the employer.

24. To the already existing nine societies one more was added in the year under report. These societies are at Trichinopoly and Tanjore which were affected by the abnormal floods in the Cauvery in July 1924. They have 565 members with a paid-up share capital of Rs. 13,278. Total extent of land for reclamation was 2,360 acres of which the total extent cleared comes to 1,068. An extent of 905 acres is to be brought under the High Level Channel Scheme, leaving a balance of 443 acres to be reclaimed. The High Level Channel Scheme, at Maruvur sanctioned by Government was not put into execution. The work, it is reported, is kept in suspense. A similar scheme for the Murungapatti area is under consideration by the Government. The total amount of loan outstanding at the end of the year was Rs. 2,06,755. To facilitate reclamation, tram rails and tipping waggons have been supplied by the Public Works Department, free of cost, and a supervisor of the Public Works Department and a mechanic have been lent to this Department for their periodical inspection and upkeep.

25. The number of land mortgage banks increased by three making up 21 at the end of the year. There are now four in each of the districts of Chingleput, North Arcot and Coimbatore, two each, in the districts of South Arcot, East Gōdāvāri and Kistna, one each in the districts of Tanjore, Tinnevely and Trichinopoly. Of these only 8 did substantial work in floating debentures though in 6 more deposits were secured by the banks. The others did no work. The number of members was 1,674 with a paid-up share capital of Rs. 1,11,185. Their working capital was Rs. 8,66,653. They earned a net profit of Rs. 10,970. Certain weaknesses of such banks have been emphasized notably the difficulty such local banks have of floating debentures. The debentures taken so far have been bought up by a very few individuals. It is further evident that in so far as no arrears can be permitted in such banks while crops cannot be guaranteed, they must work in connexion with local village societies to the extent that if a member is for reasons beyond his control, e.g., failure of water-supply, unable to get a crop and therefore to pay his instalment in full, he must borrow from the unlimited liability society to pay the balance. This implies that the members must have credit with that society to borrow a loan repayable in two or at most three years. The undesirability of risking arrears by lending in areas where crops are

notoriously precarious render it imperative to develop these banks, at any rate, to begin with, in deltas and areas where crops are most assured. It will probably be necessary, if they are extended to areas of precarious crops, to charge higher rates of interest to cover the greater risk taken.

A Central Land Mortgage Bank is to be started shortly and it is hoped that it will be possible with this to surmount the difficulties hitherto encountered.

Debentures issued by the various Land Mortgage Banks and the amount of debentures taken up by the public and Government are shown below:—

Name of Land Mortgage Bank.	Amount of debentures issued.	Amount of debentures taken by	
		Public.	The Government.
	Rs.	Rs.	Rs.
1. Ambur	6,000	3,000	3,000
2. Conjeeveram	1,00,000	50,000	50,000
3. Kambiliampatti	61,000	30,500	30,500
4. Peelamedu (Coimbatore)	20,000	10,000	10,000
5. Gudlavallera	2,47,500	1,97,500	50,000
6. Alamuru	1,09,000	59,000	50,000
7. Kulittalai	48,950	22,350	21,600
8. Vadlamannadu	44,500	44,500	...
Total	6,31,950	4,16,850	2,15,100

In regard to repayments to debenture-holders there have been no default. A sum of Rs. 43,450 under principal and a sum of Rs. 31,709 under interest to debenture-holders have been completely cleared. In regard to repayment of societies by members a sum of Rs. 5,283 was overdue under principal against a demand of Rs. 33,017 while under interest a sum of Rs. 3,143 was overdue against a demand of Rs. 47,264. The default is particularly noticeable in the Conjeeveram Land Mortgage Bank where it was attributed to failure of crops in three villages.

I have received applications to register more Land Mortgage Banks, but have kept them in abeyance as I was not satisfied that the conditions were favourable in each case and that debentures would be taken up. It seems therefore better to await the formation of the Central Mortgage Bank.

26. There were at the beginning of the year eight societies for carrying out kudimaramath work, i.e., keeping channel in good repair and nine for the purpose of irrigating lands jointly with the aid of power pumps. One society for the first

Irrigation and Kudimaramath societies.

purpose was registered in Tanjore and one for the latter purpose in Malabar was liquidated. These 17 societies are in the districts of South Arcot, Malabar and Tanjore. Out of the 11 kudimaramath societies five did practically no work. The Olukkai Irrigation Society in South Arcot removed silt from the feeder channel and directed water from the Pennar river by raising bunds across the river. The extent of land benefitted was 775 acres. It also attended to the removal of prickly-pear from the tank bund and undertook repairs from the Public Works Department contract. Of the irrigation societies only one Melapattambakkam Co-operative Irrigation society, in the South Arcot District, took a Government loan of Rs. 2,700 and installed an oil engine for pumping water from a well. The test at first made to ascertain the natural spring water-supply in the well was reported to be amply sufficient, but when work was started after installing the plant, it was found to be quite inadequate. Arrangements are now being made to find another well which will give an adequate supply. The formation of such societies is limited by the fact that there are few wells with so strong a spring supply of water that it is profitable to use a power pump on it. The Industrial Department carries out the preliminary investigations in regard to the supply of water in wells, etc., but the members are somewhat reluctant to pay for an investigation the result of which is naturally uncertain.

27. There were at the beginning of the year 20 milk supply societies all of which were in the Chingleput District in close proximity to Madras. During the year 15 more societies in the Chingleput District and seven societies in the city of Madras and one in Madura were registered. Of the 27 societies registered in Madras and Chingleput districts, 11 remained unstarted. The total number of members in these societies was 738 with a paid-up share capital of Rs. 1,950. The societies in the first two districts brought in 133,325 Madras measures of milk valued Rs. 54,803 and sold 133,030 measures valued at Rs. 54,708 as against a sale in the previous year of 31,000 measures valued at Rs. 15,500.

The Madras Co-operative Milk Supply Union, a detailed description of its working has been given in paragraph 25 of the last year's report, took up the contract to supply the milk required by four of the leading hospitals in the city. Subsequently the milkmen have failed to carry out the contract.

The Government have been requested to grant a loan of Rs. 75,000 to set up a pasteurisation plant and Rs. 15,000 sanctioned to the Milk Supply Union by the Government for the purchase of lorries and vessels has been fully spent for the purpose.

28. To the 46 societies existing at the beginning of the year 21 societies were added by registration. Three were liquidated thus bringing the total to 64 at the end. The greatest number of societies are in Malabar (10), East Gōdāvāri (9). There were 2,943 students, 757 teachers and 3,054 associates. Their paid-up share capital was Rs. 4,510. They had a stock at the beginning of the year worth Rs. 7,673. Stock to the value of Rs. 16,491 was purchased on indent from members and to the value of Rs. 42,415 at the societies' own risk. Sales were effected to the extent of Rs. 52,700 leaving a balance of stock worth Rs. 13,879, on the last day of the year. A bonus of Rs. 380 was paid on the sales. Savings effected to the members and associates is estimated at Rs. 4,559. The model by-laws of students' societies referred to in paragraph 26 of last year's report did not provide for borrowings either as deposits or as loans from central banks, as such societies were expected to work on their own capital, on the indent system. It was brought to my notice that practical difficulties arose in the working of some of these societies in finding money to pay for goods before they could be sold and paid for and societies were therefore permitted to borrow from the central bank in the form of cash credit not exceeding twice their paid-up share capital. An amendment to the by-law was accordingly introduced.

29. The number of agricultural demonstration societies was 16 at the close of the year as against 15 at the beginning. Of these societies 5 are in Trichinopoly, 4 in East Gōdāvāri, 3 in Tanjore and 1 each in the districts of South Kanara, Ganjām and Coimbatore. The activities of the "Sivaguanam Agricultural Society" at Lalgudi in the Trichinopoly District are becoming well-known, but several of the societies are practically doing nothing. Improved varieties of seed, manure, etc., were supplied to members of Lalgudi society, to the value of Rs. 1,19,269 and demonstration was carried out in an extent of 9.5 acres by old and new methods. The result of their working shows that improved methods and material, result in an appreciable increase in the profit as well as the output. The three societies in Tanjore, it is reported, cultivated

paddy in 22.15 acres of land with the help of the Agricultural Demonstrator. The work was carried out under the advice of the Agricultural Department. But it is evident that in spite of recommendations that the Agricultural Department should do no more than advice, the demonstrators actually actively assisted in many cases.

The four societies in East Gōdāvāri obtained and distributed select seeds obtained from the Agricultural Department.

30. There were 55 societies exclusively for weavers and 86 credit societies of which more than 60 per cent were weavers. Their transactions are shown in section III A, B, C of Appendix 8. Their working capital increased from Rs. 1,52,413 to Rs. 1,55,960 and the divisible profit from Rs. 3,752 to Rs. 4,669. The working capital in credit societies where more than 60 per cent of members were weavers rose from Rs. 5,20,386 to Rs. 5,53,284. The difficulties in developing co-operative activities among weavers and the progress made have been fully explained in detail in my notes to the Textile Committee. It was pointed out that the main difficulties to be overcome were the indifference, ignorance and character of the weavers, difficulty in selling their products, the vested interests of master weavers, indebtedness of the weavers, their unbusinesslike methods and the rarity among weavers themselves, men capable of running even a simplest society and that to overcome these it was necessary (1) by social and educational work to divert expenditure from toddy to more nourishing food, and to induce some desire for improvement, (2) to organize local co-operative societies with the real co-operation of weavers, not merely their passive acquiescence to provide an organization for providing yarn at the cheapest possible rates and to give small loans and to take over cloth not intended for local sale, (3) to organize a central depot for the disposal of their products on a large scale, (4) by technical advice and assistance to facilitate cheaper production, (5) by technical supervision to ensure uniformity of quality, and (6) by technical advice to facilitate the manufacture of cloth suitable for wholesale market.

In regard to item (1) temperance propaganda has been started by the Government. In regard to the rest, I have applied to Government for the appointment of a Textile Business Expert. The Textile Committee sat during the year and the Joint Registrar and I gave evidence before it. Their recommendations were received and I have been requested to devote attention to the development of these societies on the lines suggested by the Committee. A

recommendation has been made by the Textile Committee that when a sufficient number of societies has been created Railway Administrations might be addressed on the question of cheap transport over railways.

An Advisory Committee of the textile section for advising the Government in all matters relating to the improvement of the textile industry and betterment of the weaving classes has been constituted since the close of the year and my Joint Registrar has been nominated as a member.

31. The one society at Valarpuram did not do any work. I received application for registration of similar societies in the East Gōdāvāri District; the business prospects are under investigation.

32. The number of prosecutions for offences committed by the office-bearers of co-operative societies, and by one or two of the supervising staff have shown a decline in the year, the number being 43 as against 56 in the previous year. There were 30 cases at the instance of the department and 13 at the instance of societies. There were 33 cases pending at the beginning of the year, bringing the total to 76. Of these, in 36 cases the accused were convicted, 1 died during trial and 14 were acquitted. Nine were pending investigation and 16 pending trial in courts.

33. The following comparative statement shows the classification on collection in societies compared with demand. The last year figures are given by districts in Appendix 5, section II.

Year.	Number of societies in which collections of principal demand by members were.						Dormant societies which have not given any loans in the last twelve months.		Societies to which no loans have yet fallen due.		Total.				
	95 per cent.		70 per cent.		55 per cent.		40 per cent.		Below 40 per cent.						
	Number.	Percentage of total number.	Number.	Percentage of total number.	Number.	Percentage of total number.	Number.	Percentage of total number.	Number.	Percentage of total number.					
(1)	(2)	(3)	(4)	(5)	(6)	(7)	(8)	(9)	(10)	(11)					
1926-27 ...	1,671	18	1,306	14	908	7	738	7	2,430	24	2,671	28	9,515
1927-28 ...	*1,125	15	931	13	608	8	608	8	3,184	26	1,132	15	7,474
Total ...	11,406	13	1,303	12	941	8	1,000	9	3,677	32	1,761	16	1,167	10	11,406
1928-29 ...	1,041	15	1,655	15	660	8	590	8	1,782	25	1,42*	30	697	9	7,048

* For part of the year.

† For whole of the year.

It cannot be said that there is any great change apparent from the figures, but I imagine that the work that has been done in the last few years will produce a gradual effect.

III.—WORKING OF SOCIETIES.

(a) *The Madras Central Urban Bank, Ltd.* (Provincial Bank).

34. The tabular statement given below shows the transactions of the Provincial Bank during the last five years:—

Progress.

Years.	Share capital paid up		Deposits and other borrowings (including overdrafts).	
	Amount.	Increase or decrease as compared with previous year.	Amount.	Increase or decrease as compared with previous year.
(1)	(2)	(3)	(4)	(5)
	RS.	RS.	RS.	RS.
1924-25 ...	5,94,700	69,580	1,00,80,867	17,30,700
1925-26 ...	5,92,470	-2,230	1,25,82,219	25,01,352
1926-27 ...	5,95,770	3,300	1,16,96,648	-8,85,571
1927-28 ...	5,96,350	580	1,25,46,049	8,49,401
1928-29 ...	6,13,750	17,400	1,31,87,556	6,41,507

Years.	Total working capital (excluding building and other funds).		Net profit.		Reserve fund after audit.	
	Amount.	Increase or decrease as compared with previous year.	Amount.	Increase or decrease as compared with previous year.	Amount.	Increase or decrease as compared with previous year.
	(6)	(7)	(8)	(9)	(10)	(11)
	RS.	RS.	RS.	RS.	RS.	RS.
1924-25 ...	1,10,60,567	19,00,280	2,07,715	55,323	4,36,929	1,13,881
1925-26 ...	1,36,74,689	26,14,122	1,88,661	-18,054	6,00,000	1,63,071
1926-27 ...	1,28,92,418	-7,82,271	2,05,848	16,187	7,00,000	1,00,000
1927-28 ...	1,38,42,399	9,49,981	2,81,463	55,615	9,00,000	2,00,000
1928-29 ...	1,47,01,306	8,58,907	2,42,807	-18,656	9,60,702	60,702

35. The total share capital of the bank rose to Rs. 6,13,750 from Rs. 5,96,350. No preferential shares of individuals were redeemed during the year. The amount of shares held by individuals remained the same as in the previous year, namely, Rs. 18,400 and that of central banks Rs. 5,95,350 against Rs. 5,77,950 at the beginning of the year. Of the total members in the Provincial Bank 30 are central banks, 28 primary societies and 184 individual members.

36. Deposits of all kinds increased from Rs. 125.46 lakhs to Rs. 131.87 lakhs. The deposits of individuals rose from Rs. 56.95 to Rs. 61.75 lakhs while the deposits of local boards, municipalities, etc., fell from Rs. 27.82 to Rs. 22.37 at the end of the year.

37. Loans to the extent of Rs. 65.37 lakhs of which Rs. 9.14 lakhs went to individuals on the security of their deposits, were issued during the year as compared with Rs. 65.91 lakhs of which Rs. 12.51 were to individuals in the previous year. The total loans outstanding amounted to Rs. 82.27 lakhs of which Rs. 1.67 lakhs were due from individuals and the rest from central banks. That from central banks were Rs. 64.38 under long term and Rs. 16.22 under short term.

38. The direct indebtedness of primary societies to the Madras Central Urban Bank fell from Rs. 1,500 to Rs. 637.

39. The net divisible profit of the Madras Central Urban Bank for the year comes to Rs. 1,34,928 as against Rs. 2,61,163 in the previous year. The serious drop is due to the depreciation in Government paper of which the value fell by Rs. 1,88,536.

40. The Madras Central Bank had the following investments outside the movement:—

	RS.
Government securities	53,80,766
Deposits in the Bengal Provincial Co-operative Bank	5,00,000
Imperial Bank of India	3,00,000
	<hr/>
	61,80,766

41. The amount of local fund and municipal deposits in the Madras Central Urban Bank at the end of the year amounted to Rs. 22.37 lakhs. It is made up of the following items:—

	RS.
1. Railway cess	12,00,266
2. Security deposits of employees and contractors of local boards and municipalities	2,14,260
3. Provident fund of employees of local boards and municipalities	73,100
4. Surplus general Funds of local boards and municipalities	5,13,634
5. Jail contractors' deposits	1,550
6. Abkari contractors' deposits	2,27,715
7. Security deposits of Government employees	6,550
	22,37,075

42. The Imperial Bank has sanctioned an overdraft of Rs. 17,55,000 to the bank on the security of co-operative societies demand promissory notes and Rs. 10,00,000 on Government securities.

Overdrafts.

43. The bank maintained fluid resources in accordance with the standard fixed.

Fluid resources.

(b) Central Banks.

44. The following statement shows the progress of all the thirty-one District Co-operative Central Banks during the last five years:—

Progress.

Years.	Share capital paid up.		Deposits and other borrowings (including overdrafts).	
	Amount.	Increase or decrease as compared with previous year.	Amount.	Increase or decrease as compared with previous year.
(1)	(2)	(3)	(4)	(5)
	RS.	RS.	RS.	RS.
1924-25 ...	36,92,477	+ 4,51,140	3,00,60,753	+ 43,44,508
1925-26 ...	40,23,238	+ 3,30,779	3,45,97,534	+ 45,36,781
1926-27 ...	44,32,588	+ 4,09,352	4,22,66,554	+ 76,64,020
1927-28 ...	48,69,649	+ 4,37,061	4,81,17,996	+ 58,51,352
1928-29 ...	52,08,630	+ 3,38,991	5,07,91,180	+ 26,73,274

Years.	Total working capital (excluding building and other funds).		Net profit.		Reserve fund after audit.	
	Amount.	Increase or decrease as compared with pre- vious year.	Amount.	Increase or decrease as compared with pre- vious year.	Amount.	Increase or decrease as com- pared with previous year.
	(6)	(7)	(8)	(9)	(10)	(11)
	RS.	RS.	RS.	RS.	RS.	RS.
1924-25 ...	3,44,67,280	+ 49,83,241	5,93,799	+ 1,58,165	8,90,062	+ 1,76,031
1925-26 ...	3,95,23,015	+ 50,55,785	6,02,829	+ 9,030	10,38,990	+ 1,48,928
1926-27 ...	4,77,81,748	+ 82,58,628	6,68,279	+ 65,450	12,58,851	+ 2,19,861
1927-28 ...	5,42,94,318	+ 65,12,575	9,98,484	+ 3,25,205	15,52,388	+ 2,98,487
1928-29 ...	5,76,25,052	+ 33,30,734	10,94,974	+ 1,01,490	18,98,988	+ 3,46,650

45. The Imperial Bank of India sanctioned an overdraft of Rs. 35,000 to the Ganjām District Co-operative Banking Union and Rs. 15,000 to the Srivilliputtur Co-operative Banking Union. The total overdraft allowed to the various central banks amounted to Rs. 37.16 lakhs as against Rs. 36.66 lakhs in the previous year. The overdrafts are allowed to be used as cover for deposits or as short-term loans repayable within a year.

It is gratifying to note that all the central banks except the Malabar District Co-operative Bank to which the Imperial Bank of India has allowed overdrafts observed the condition that the drawn portion of the overdraft should not at any time exceed the amount of short-term loans repayable within the succeeding 12 months. The Malabar District Central Bank failed to observe this condition for 44 days in the quarter ending 30th September 1928 and for 30 days in the next quarter. The Townsend Committee recommended that security for cash credits should be accompanied by a continuing guarantee agreement. A form of the agreement was drawn up by Government solicitor which was circulated to all central banks with a view to give effect to this recommendation.

46. An examination of the half-yearly reports shows that the banks noted below failed to maintain the required standard of fluid

Fluid resources.

resource on the days noted against each with the amount of deficiency.

Name of bank.	I half year.		II half year.	
	Number of days.	Amount of deficiency.	Number of days.	Amount of deficiency.
		RS.		RS.
1. Ramachandrapuram	17	43,164	66	1,10,471
2. Coimbatore	21	39,888	21	12,689
3. Rajahmundry	3	938	17	7,029
4. Ganjām	5	2,349	16	1,14,973
5. West Godāvāri Ellore	Nil.	Nil.	13	45,797
6. Visiavada	7	12,166	Nil.	Nil.
7. Cocanada	Nil.	Nil.	8	2,857

In my reviews I have emphasized the fact that the Co-operative central banks should make adequate arrangements sufficiently in advance to maintain the standard of fluid resource. In their recommendations, the Townsend Committee recommended that the standard of fluid resources in central banks should be 30 per cent of fixed deposits falling due within the next six months or 50 per cent of those falling due in the next 30 days whichever is from time to time the higher. The question was referred to the Bankers' conference for their opinion but no decision has yet been arrived at. In regard to relying on the Imperial Bank for fluid resource I have already referred to this in detail in paragraph 16 supra.

47. At the end of the year the deposits from local boards Deposits from special sources and individuals. and other special sources amounted to Rs. 171.19 lakhs as compared with Rs. 161.07 lakhs at the end of the previous year. The amount is made up of the following items:—

	RS.
1. Railway cess	61,17,459
2. Security deposits of employees and contractors, local boards and municipalities	16,33,773
3. Provident fund of employees of local boards and municipalities.	35,14,013

	Rs.
4. Surplus general funds of local boards and municipalities ...	48,52,386
5. Jail contractors' deposits ...	63,081
6. Abkārī contractors' deposits ...	9,34,433
7. Security deposits of Government employees ...	69,946
8. Civil Court deposits ...	2,76,630
9. Lanka toll and ferry contractors ...	76,990
10. Religious endowment fund and chatram funds ...	80,223
Total ...	1,71,18,934

The deposits held by the District Bank from non-members and members amounted to Rs. 350·97 lakhs against Rs. 331·91 lakhs in the previous year, an increase of Rs. 19·06 lakhs. These deposits represent 69 per cent of the working capital as compared with 61 per cent in the previous year.

48. Loans to the extent of Rs. 288·14 lakhs were disbursed during the year of which Rs. 25·22 were to individuals on the security of their deposits and Rs. 262·92 to societies. Of the loans issued to societies 59 per cent were short term loans and 41 per cent long term loans. When we take the loans outstanding against societies it will be seen that they are in the ratio of approximately 1 : 3. It will thus be clear that the central banks have very greatly to develop their short-term banking, but at the same time it is evident that efforts are very definitely being made to do this. I may here refer to my remarks on the development of short-term loans in paragraph 16.

49. There was an appreciable increase in both book and divisible profits in the central banks of North Arcot, Chingleput, Guntūr, South Kanara, Nellore and Trichinopoly. With the exception of four banks noted below the rest will be in a position to declare dividend at the maximum rate of 9 per cent:—

- (1) Cuddapah Co-operative Central Bank.
- (2) Hospet Co-operative Central Bank.
- (3) Cocanada Co-operative Central Bank.
- (4) Madras Christian Co-operative Central Bank.

50. The percentage of balance to demand for principal arrear and current interest due to the district banks is shown in Appendix 4, Section II. It will be seen therefrom that the principal arrears under long and short-term loans

Demand, collection and balance.

was nil in Aska Co-operative Central Bank. For long-term loan the arrear was less than 10 per cent in Ramachandrapuram, South Kanara, Konaseema and Kistna (Machilipatam) Co-operative Central Banks while they were very high in Anantapur, Arcot South, Chittoor, Cuddapah, Malabar and Tanjore, the percentage being in excess of 50 per cent. For short-term loans the arrears were not heavy except in the case of Cuddapah, South Kanara, Kurnool and Malabar District Banks, the arrears being less than 20 per cent. With regard to the collection of arrear interest all the District Banks have done better than for some years previously, with the exception of Arcot, North (39 per cent), Arcot, South (47 per cent), Bellary (30 per cent), Coimbatore (35 per cent), Cuddapah (71 per cent), South Kanara (62 per cent), Malabar (50 per cent), and Salem (32 per cent). In regard to current interest all the central banks have kept down the arrears to less than 10 per cent except in the case of Cuddapah, Malabar and Madura where the percentages were 27 per cent, 17 per cent and 12 per cent.

(c) *Agricultural Societies.*

Class I.—Credit Societies.

51. The following are the main details to show the progress of agricultural credit societies:—

Progress.	1927-28.		1928-29.	
			LAKHS. RS.	LAKHS. RS.
Number of societies	11,966	12,382	
Number of members	630,298	652,285	
		LAKHS.	LAKHS.	
		RS.	RS.	
Paid-up share capital	67.56	74.57	
Deposits by members	8.16	9.38	
Do. by non-members	16.66	21.81	
Loans from financing banks and other societies	438.64	461.91	
Loans from Government	9.65	10.32	
Reserve Fund	33.13	39.47	
Total	573.80	617.46	

52. The expansion due to the formation of new societies during the year and the expansion due to consolidation and development of

Expansion.

societies registered before the beginning of the year are shown below :—

Particulars.	Increase.	Accounted for by societies registered	
		During the year.	Before 1st July 1928.
Number of members	21,987	17,549	4,138
	RS.	RS.	RS.
Paid-up share capital	7,00,254	1,74,895	5,25,359
Deposits of individuals	8,37,582	49,130	5,88,452
Loans from financing banks	23,26,610	12,54,679	10,71,931
Reserve fund	6,33,829	...	6,33,829

53. A statement of loans given by agricultural societies during the year, classified according to purpose, value, security and period is found in Appendix 2, which also contains corresponding figures for the previous year. The following statement shows the amount of loans given during the past 5 years for (1) productive purposes, (2) non-productive purposes, and (3) paying off prior debts :—

Loans granted by agricultural societies (of all types) classified according to purpose.

Year.	Number of members.	Working capital.	Loans for productive purposes.		Loans for redemption of prior debts.		Loans for non-productive purposes.		Total loans.	
			Number.	Amount.	Number.	Amount.	Number.	Amount.	Number.	Amount.
(1)	(2)	(3)	(4)	(5)	(6)	(7)	(8)	(9)	(10)	(11)
		IN LAKHS RS.		IN LAKHS RS.		IN LAKHS RS.		IN LAKHS RS.		IN LAKHS RS.
1924-25	509,538	365.73	136,062	109.11	31,247	46.60	3,817	2.62	170,626	158.33
1925-26	548,568	407.46	131,765	111.89	30,631	49.09	3,955	3.00	166,351	167.58
1926-27	612,220	500.00	148,900	143.98	46,077	89.34	3,388	3.25	198,065	186.57
1927-28	662,589	585.76	148,903	151.50	47,628	100.04	4,180	4.43	2,0,166	255.98
1928-29	690,681	629.19	156,110	164.89	37,565	82.02	4,356	4.47	198,031	251.18

It may be seen therefrom that the percentage of total loans issued during the year to the working capital was 40 per cent. The amount of loans given by agricultural societies during the year for short-term purposes rose by 12 per cent while that for long term fell by a like per cent. Though there is a development in short-term transactions during the

year the total loans outstanding were 28 per cent under short term and 72 per cent under long term. It will be observed that the proportion of short-term loans is greater in the case of loans by agricultural societies than in the case of central banks to societies. This clearly indicates that there has been a tendency in the past to issue a comparatively larger amount as long-term loans. A very great deal more should therefore be done with short-term loan than has been done in the past but in pressing for a larger proportion of short-term loans it must always be borne in mind that an attempt to develop this too quickly will result in the grant of nominal short-term loans used for long-term purposes with no intention of repayment in the short term prescribed.

The amount of loans granted for productive purposes increased from Rs. 151.50 lakhs in the previous year to Rs. 164.69 lakhs while in loans for non-productive purposes there was only a slight increase by Rs. 4,000. Loans for redemption of prior debts fell by Rs. 18 lakhs. These results are very gratifying and they have come about by education of the ryot that his material prosperity lies only in his ability to help himself from assistance in societies by loans for productive purposes. I would commend this fact to the notice of the Federations so that they will increase their efforts in this direction. The amounts borrowed from co-operative central banks was Rs. 200.13 lakhs of which Rs. 105.56 on short term and Rs. 94.57 on long term while the amounts due to co-operative central banks were Rs. 461.79 of which Rs. 105.28 were on short term and Rs. 356.51 on long term. The amount of loans given for repayment of kist during the year increased from Rs. 15.47 lakhs to Rs. 17.50 lakhs.

A suggestion was made at the instance in the first place of certain co-operative societies that the societies should pay the kists of the members and a detailed scheme was prepared providing that on information given by the karnam the society should pay down to the village headman or taluk treasury the whole regular kist (excluding any penal or miscellaneous items) of the members in a lump and recover the amount from the members when crops come to be sold. This will obviate both the common practice of selling crops at the next unfavourable season and also that of borrowing from the local money-lender for the purpose. Collectors were consulted and 22 replied. Of these, 11 were opposed to it on various grounds. The remaining 11 agreed to try it. The aggregate amount of kist so remitted by

societies in the districts of Kistna and Nellore comes to Rs. 63,204 as against Rs. 20,843 paid by societies in the Kaikalur union area of the Kistna District in the previous year.

54. The total divisible profit earned by societies during the year amounted to Rs. 12,38,203 as against Rs. 9,69,952 in the previous year. The total loss not yet recouped by societies on the last day of the year amounted to Rs. 11,77,087 compared with Rs. 10,97,999 in the previous year. Three hundred and twenty-nine societies out of 12,382 societies were not really started on work before the end of the year. Of the remaining 12,053 societies, 4,750 societies worked at a loss when overdue interest is excluded from profits and 889 societies only worked at a loss amounting in all to Rs. 44,363 when overdue interest is included in the profits. Of the societies started during the year, 226 societies were responsible for a loss of Rs. 3,525. The remaining loss, viz., 40,838 relates to 663 old societies and the average loss per society comes to Rs. 61.

55. A statement showing the percentage of balance to demand for the last five years is given below :—

Arrears.

Year.	Demand under principal in the year.	Amount overdue.	Percentage of columns (3) to (2).	Interest overdue at the end of the previous year.	Interest overdue at the end of the year out of the amount in column (5).	Percentage of columns (6) to (5).	Interest accrued and fallen due during the year.	Balance overdue at the end of the year out of the amount in column (8).	Percentage of columns (9) to (8).
(1)	(2)	(3)	(4)	(5)	(6)	(7)	(8)	(9)	(10)
1924-25 ...	RS. 2,01,56,716	RS. 84,56,494	41.95	RS. 15,36,156	RS. 7,60,149	49.48	RS. 32,05,196	RS. 11,48,650	35.83
1925-26 ...	2 33,66,966	1,07,79,319	46.15	19,45,249	10,47,861	53.87	36,82,126	14, 7,600	38.23
1926-27 ...	2,65,62,889	1,21,29,503	45.68	25,04,015	13,49,203	53.88	39,77,837	16,44,556	41.34
1927-28 ...	3,16,74,033	1,35,57,518	42.81	30,17,311	17,22,276	57.08	47,84,582	17,55,731	36.70
1928-29 ...	3,61,11,759	1,47,72,904	40.90	35,08,540	19,32,795	55.08	55,98,868	19,99,231	35.70

Appendix 5, section 1, gives details of overdues by each district in regard to percentages of overdues under principal to demand, arrear interest and current interest. It may be

seen therefrom, taking 30 per cent as a reasonable minimum the following districts in order of merit show fair results:—

Ganjām.	Guntūr.
Gödāvāri, East.	Vizagapatam.
Kistna.	Trichinopoly.

The districts of Cuddapah, Anantapur, South Arcot, Chittoor, Kurnool, the Nilgiris, Malabar and Salem continue to show very heavy overdues.

In regard to arrear and current interest, Cuddapah, Kurnool, Chittoor, Anantapur, South Arcot and Madura show more than 50 per cent overdues, while, Tanjore, Rāmnād, the Nilgiris, Salem, Chingleput, Trichinopoly and Nellore, show a higher percentage of overdues only in arrear interest.

56. The following unions in the Presidency which have kept down the arrears under principal and interest due by members to affiliated societies below 12 and 10 per cent respectively are deserving of special mention:—

District.	Name of union.	Percentage of arrears.	
		Principal (average for short and long term loans).	Current interest.
1. Arcot, North	Tiruvannamālai	12	10
2. Gānjām	Gopalpur	0·60	0·83
3. Do.	Rambha	1	6
4. Do.	Ballipodoro	5	4
5. Do.	Boirani	7	3
6. Do.	Jagannadhprasād	8	2
7. Coimbatore	Kottur	9	6
8. Kistna	Gudlavalleru	5	5
9. Do.	Gudiada	12	9
10. West Gōdāvāri	Bimavaram	8	8
11. Do.	Unti	6	7
12. Do.	Batampadi	9	7
13. Do.	Tadepalligudam	6	5
14. Do.	Kilore	11	8
15. Do.	Chintalapudi	8	6
16. Do.	Penkonda	9	6
17. Do.	Kaikaram	1	0·30
18. Tanjore	Mancargudi	12	10
19. Trichinopoly	Karur, North	8	3
20. Rāmnād	Rameswaram	11	10
21. Vizagapatam	Vizianagram	10	3
22. Do.	Vizagapatam	9	5

Looking back on the progress in collection work in the last four years, I should congratulate the Jagannadhprasād Union of Ganjām District and the Vizianagram Union of the Vizagapatam District for keeping up its level of

efficiency right through in the past four years. The Ellore Union in West Gōdāvāri and the Rameswaram Union in Rāmnād District have continued to maintain their level of work for three years, while the Amudalavalasa (Ganjām), Tadepalligudem (West Gōdāvāri), Alamuru (East Gōdāvāri), and Ottapidaram (Tinnevely) unions were in this select list for two years. I furnish below the names of unions which have done very badly and I should sound a note of warning that unless matters improve, they cannot justify their existence:—

District.	Name of union.	Percentage of arrears.	
		Principal (average of L.T. and S.T. loans)	Current interest.
1. South Arcot	Ariyur	92	91
2. Cuddapah	Nandalur	92	96
3. Do.	Khatipet	90	96
4. Malabar	Badavara	90	35
5. Anantapur	Kambadur	89	73
6. Cuddapah	Yerraguntla	87	90
7. Tanjore	Pettukottah	87	71
8. Anantapur	Madakasira	86	73
9. Kurnool	"andikothur	86	49
10. Tanjore	Orattanad, South	84	87
11. Cuddapah	Badvel	84	78
12. Anantapur	Tavakal	84	95
13. Do.	Thethur	84	19
14. Chingleput	Uttukottai	82	53
15. Salem	Thalavasal	82	73
16. South Arcot	Nellikuppam	81	75
17. Chittoor	Gurra vonda	81	86
18. Do.	Nalari	81	78
19. Tanjore	Melathur	81	66
20. Madura	Nilakottai... ..	81	73
21. Malabar	Pattambi	81	69
22. South Arcot	Ulundurpet	80	80
23. Chittoor	Pakala	80	56
24. Kurnool	home	79	81
25. Tanjore	Vallam	79	60
26. Anantapur	Penkonda	78	44
27. Salem	Denkanikotta	78	48
28. Malabar	Parapanangadi	78	38
29. Tanjore	Coleroon	77	57
30. Salem	Attur	77	55
31. South Arcot	Vanur	77	56
32. Tanjore	Orattanad, North	77	97
33. Kurnool	Atmakur	76	70
34. Malabar	Kumaranallur	76	66
35. Bellary	Siruguppa	76	62
36. Salem	Krishnagiri	76	35
37. South Arcot	Sarkarapuram	76	60
38. Madras	City Local Union	75	65
39. Coimbatore	Kollegal	75	45
40. Malabar	Tellicherry	75	19
41. North Arcot	Vellore	93
42. Do.	Natras palli	80
43. South Arcot	Pancutri	65	61

57. During the year instructions were issued to agricultural societies to post the several columns of the property statements which forms the basis of credit allowed to primary societies and constant efforts have been made both by the department and the non-official bodies and their staff to have these statements made more reliable, more complete and up to date.

Village officers have been instructed by the Board of Revenue to supply the secretaries of co-operative societies with information concerning the survey numbers and details of properties of members.

Similarly the importance of maintaining the liability ledger correctly and promptly was emphasized on all the supervising authorities. From statistics collected by me I find that in many of the societies the liability ledger is either not maintained at all, or, if maintained, incorrectly. Unless these ledgers are maintained correctly, it will be difficult to find out to what extent adjustment of loans is practised and to put a stop to it. In the matter of adjustment of loans and dues, my Deputy Registrars report that the practice is very negligible and it is to be observed that this is a practice which the department has been at considerable pains to suppress for many years now. The practice was never encouraged or even countenanced, though in one or two districts the practice still continues to some slight, though undesirable extent.

58. In 14,770 societies excluding those not started the number of panchayatdars who were in default themselves to their societies was 5,780. Not only do they set a thoroughly bad example to the members, but in many cases it results in their being unable to bring any pressure on members to pay lest they lose their seats on the panchayat.

Class II.—Purchase, Purchase and Sale.

59. The following figures show the outturn of the societies of this class during 1928-29 :—

	On 30th June	
	1928.	1929.
(1) Number of societies	133	127
	RS.	RS.
(2) Sale of goods to members ...	2,22,130	1,55,777
(3) Sale of members' products for commission	5,67,031	5,32,463

	On 30th June	
	1928.	1929.
	RS.	RS.
(4) Savings to members	7,720	8,707
(5) Loans on the pledge of mov- ables	5,95,111	4,37,329
(6) Loans by Government for con- struction of godowns	7,697	7,300
(7) Working capital	5,64,437	6,18,922
(8) Net profits	18,545	16,423
(9) Net loss	21,783	32,768

Transactions of loan and
sale societies.

60. The transactions of a few loan
and sale societies are indicated below :—

Name of the society.	Produce dealt with.	Number of members.		Paid-up share capi- tal.	Borrowings from Central Banks.	Repayments.	Advances to mem- bers.	Repaid out of ad- vances.	Value of goods re- ceived for pledge or for sale.	Net profit + or loss.
		Individuals.	Societies.							
1. Tirunelveli Cotton C.S.	Cotton and cotton seeds.	374	63	18,848	1,61,241	1,76,777	3,23,437	3,35,894	2,20,318	3,432
2. Kovilpatti ...	Cotton ...	631	32	6,175	33,451	19,844	126,845	1,41,145	2,82,622	1,121
3. Nandyal ...	Cotton and Groundnut.	143	9	153	3,500	9,719	12,450	8,718	39,601	146
4. Bellary ...	Do.	151	..	3,245	9,234	3,510	99,433	590
5. Anakapalle...	Jaggery ...	10	46	1,490	9,765	8,009	1,250	905	63,974	23
6. Vallom ...	Paddy, Groundnut, etc.	62	9	1,485	23,869	17,114	23,510	15,832	33,075	203
7. Tanjore ...	Paddy and grain.	43	8	1,625	34,442	41,492	19,793	28,421	27,915	325
8. Pillaru ...	Paddy ...	26	26	2,720	39,800	..	45,250	3,915	70,100	116
9. Dharmava- raram.	Groundnut and rice.	21	47	1,960	9,000	3,137	12,537	7,412	21,974	117
10. Tadpatri ...	Cholam and Groundnut.	47	36	610	4,000	1,711	4,825	2,530	3,975	99

Class III.—Production.

61. There are no societies under this class.

Class IV.—Production and Sale.

62. There were at the end of the year 41 societies under
this class of which 15 represent Milk Supply Societies
registered under this class in addition to the seven registered
under the non-agricultural class.

These 41 are distributed as indicated below :—

Agricultural and industrial societies	5
Egg production societies	1
Milk supply societies	35
Total	41

The Tindivanam Agricultural and Industrial society sold bone-meal to the extent of Rs. 4,395 during the year. The society is working at a loss which in the year under report was Rs. 4,395. It has applied for a loan under the State Aid to the Industries Act.

The Kallakurchi Industrial and Agricultural Society earned a net profit of Rs. 862 as against Rs. 3,340 in the previous year. The special activities undertaken by the society were oil-expelling, tractor ploughing, and hiring for the benefit of the members, the test engine obtained from the Industries Department for crushing sugarcane. In the locality served by this society, it is no doubt of some use to the agriculturists, but the directors will do a great service to the society if they put the society on a more satisfactory basis, and settle down to certain definite profitable lines of business instead of experimenting in new and doubtful ventures.

The other societies, namely, the Pillapalayam Agricultural and Industrial Society in Coimbatore, the Melur Agricultural Society in Madura and Udipi Industrial and Agricultural Society in South Kanara do not record any progress in the year.

The working of the Milk Supply and Egg production societies have already been referred to in paragraphs 27 and 31.

Class V.—Insurance Societies.

63. Of the three cattle insurance societies in the Chingleput District, in the Mukundagiri Cattle Insurance society, two animals were insured for Rs. 152. The one in South Arcot did no work. No attempt has been made to push these societies.

Class VI.—Other Forms.

64. Thirty-nine societies were newly registered under this class and one was added by transfer and one was removed from this class to another. There were at the end of the year 387 societies distributed as shown below :—

1. Kudimaramat and irrigation	18	6. Landholders' lease societies	2
2. Agricultural demonstration.	16	7. Salt licensees	1
3. Land reclamation.	10	8. Building societies.	1
4. Labour contract	5	9. Agricultural im- plements	1
5. Societies for tenants and depressed classes	333		
		Total	387

A detailed description of the first four types of societies has already been furnished in the summary.

The working of the depressed class societies will be referred to at the end of this chapter.

(d) *Non-Agricultural Societies.*

Class I.—Credit Societies.

65. The following table shows the general progress of the societies in this class:—

Progress.	1927-28.	1928-29.
1. Number of societies ...	1,135	1,144
2. Number of members ...	197,945	209,682
	RS.	RS.
3. Paid-up share capital ...	58,41,058	63,78,576
4. Reserve fund ...	13,66,903	15,92,965
5. Deposits by individuals—		
Members ...	53,85,882	59,43,630
Non-members ...	65,62,892	74,24,419
6. Loans from Government ...	7,120	3,534
7. Loans from Central Banks and other societies ...	25,96,177	26,35,799
8. Working capital ...	2,17,60,032	2,59,78,923
9. Divisible profit ...	8,05,997	9,07,206
10. Book profit ...	13,67,737	15,09,880

The proportion of borrowings from Central Banks to the entire working capital for the past four years is furnished below:—

1925-26 ...	13·07	1927-28 ...	11·90
1926-27 ...	12·31	1928-29 ...	10·99

It will be seen from the above that the proportion of borrowing is steadily decreasing, the decrease in the year being about a lakh. This is a good sign as it indicates a growing ability for these societies to attract their own resources, but I should like to see a greater preponderance of the funds coming from members particularly in the form of savings deposits. These societies do not produce nearly so much savings as they should do. Every one is aware that facilities for borrowing are constantly being improved, but little is being done to urge the members to set aside, as opportunity occurs, any small sums which they can save. Even very small sums can be set aside either as a permanent saving or for utilization on seasonal expenditure and will go far, to relieve the burden of constant borrowing with its long tale of interest. Savings deposit are the best means of encouraging and facilitating thrift and the fact that this

encouragement of thrift is the chief object of these societies is commonly lost sight of. It is therefore essential that no opportunity should be lost to induce the members to start and to persevere in the savings habit.

66. The increase during the year on account of (1) the formation of new societies in the year and (2) the development of societies registered before the year is as follows:—

Particulars.	Total increase or decrease.	Accounted for by societies registered	
		During the year 1928-29.	Before 1st July 1928.
Number of members No.	11,737	4,774	6,963
Paid up share capital Rs.	5,37,518	1,11,348	4,26,170
Deposits by individuals "	13,99,275	18,557	13,80,718
Loans from Central Banks "	39,622	13,755	25,867
Reserve fund "	2,26,062	...	2,26,062

67. Loans to the extent of Rs. 169.37 lakhs were advanced to members while the total loans outstanding were Rs. 205.72 lakhs.

Of the 1,144 societies 927 societies are on limited liability basis while 217 are on unlimited liability basis. Of these societies,

(1) Government servants' are	219
(2) Municipal Employees' (superior) are	48
(3) Local Boards and Railway Employees' are	10
(4) Municipal Employees' (inferior) are	51
(5) Factory Employees' are	8
(6) Others are	808
Total	1,144

The percentage of balance to demand is as follows:—

Year.	Principal.	Arrear interest.	Current interest.
1927-28... ..	16.69	47.19	16.24
1928-29... ..	16.61	47.36	15.00

68. The number of societies which had more than Rs. 20,000 as deposits and which had to maintain fluid resources ranged between 101 to 107 societies in the co-operative year. Of these only 82 to 86 societies maintained the required standard of fluid resource. In my reviews on every quarter, I have impressed upon them the necessity of keeping up to the standard.

A certain number will apparently not realize the need or reason for fluid resources or the risks they run by neglecting them until it is too late. A few seem to think that this constant insistence on Fluid Resource is merely departmental Pessimism.

69. There were 131 societies on the thrift basis, 1 in East Gōdāvāri, 124 in South Kanara, 8 in Kurnool and 3 in Madras. Their Thrift societies. paid-up share capital is Rs. 40,252 as against Rs. 38,051 in the previous year, while their deposits which consist of fixed, recurring, current and provident deposits, amount to Rs. 12,557. Out of the savings, Rs. 14,803 has been invested in other societies.

Classes (ii), (iii) and (iv) Societies for purchase, purchase and sale, production, production and sale.

70. There were 241 societies under this class at the beginning of the year. Forty-five were registered, 16 were cancelled, leaving 270 societies at the end of the year. Their purposes were as follows:—

1. Stores and trading unions	104
2. School and college stores	64
3. Weavers	55
4. Fishermen societies	12
5. Khaddar cloth stores	7
6. Hostel societies	4
7. Salt production and salt licensees	2
8. Slate makers	1
9. Ayurvedic pharmacy	1
10. Brass vessel makers	1
11. Dairy society	1
12. Match works	1
13. Soap stone and quarry workers	1
14. Shepherds society	1
15. Coir workers	12
16. Basket makers	1
17. Toy makers	2
Total				...	270

The transactions of the 55 weavers' societies are exhibited in Appendix 8, Section III-A and B. The other societies mentioned above bought goods to the value of Rs. 22.70 lakhs which together with the goods on hand at the beginning of the year amounted to Rs. 26.09 lakhs. Goods sold were to the extent of Rs. 23.84 lakhs. Their working capital and net profits were Rs. 21.69 lakhs and Rs. 53,850.

Class VI.—Other Forms.

71. There were at the end of the previous year 217 societies. Thirty-one were registered during the year and one society was brought in by transfer and three societies were removed by transfer and one society was dissolved in the year. Thus, there were 245 societies at the end of the year.

72. The number of building societies increased from 121 to 140 at the end of the year. The greatest number of societies will be found in Madras and Coimbatore Districts 17 in each, Kistna provides 11, Gōdāvari East and Chingleput 10 each. There were 4,112 members with a paid-up share capital of Rs. 9.60 lakhs. The total amount of Government loans outstanding increased from Rs. 17.02 lakhs to Rs. 22.09 lakhs; a sum of Rs. 13,570 principal and Rs. 7,650 interest were overdue. Of this amount South Kanara alone contributes Rs. 6,590 while Kistna takes up Rs. 4,350 under principal, while the same districts are overdue in interest to the extent of Rs. 3,620 and Rs. 2,120 respectively. A sum of Rs. 30.47 lakhs was outstanding against members, of which Rs. 4.15 lakhs fell due in the year. The collections amounted to Rs. 1.73 lakhs the overdue balance being Rs. 2.42 lakhs. In interest, against a demand Rs. 2.56 lakhs Rs. 81,000 were overdue. It is clear that, especially considering that the members of building societies are fairly well-to-do persons whose ability to repay the instalments has previously been certified by the societies when they applied for the loans that there has been great slackness in collection. 1,164 houses are completed to the value of Rs. 33.52 lakhs while 361 houses were under construction valued at Rs. 5.48 lakhs. Thus it will be seen as against Rs. 22.03 lakhs of Government loan outstanding, the security to Government in the value of houses mortgaged by them amounts to Rs. 39 lakhs.

73. The number of printing societies continued to be the same as in the previous year, viz., 6, one each in the districts of Ganjām, South Kanara, Madras, Rāmnād, Tanjore and Trichinopoly. Their transactions were as follows:—

	RS.
Paid-up share capital	34,744
Reserve fund	8,572
Borrowed capital	46,284
Estimated cost of machinery on 30th	
June 1929	50,325

	Rs.
Sale of books and forms	32,775
Printing and binding charges realized.	51,633
Net profit	+9,341

None of the societies did any appreciable work.

(e) *Societies for depressed and backward classes.*

74. There were 3,026 societies at the beginning of the year, of which 1,572 were Ādi-Āndhra societies in charge of Labour Department and 1,090 in charge of the Co-operative Department and 364 in charge of the Superintendent of Police for Kallars. Including those that were registered and excluding those cancelled, the total number of societies at the end was 1,735, 972 and 383, respectively. The transactions of the societies in charge of the Labour Department and of the Special Officer for Kallars are given below :—

Number of members	97,899
	Rs.
Paid-up share capital	5,11,765
Deposits of non-members	37,794
	Rs.
Borrowings from Government	
S.T. 413	} 8,13,941
L.T. 8,13,528	
Borrowings from Central Banks	
S.T. 78,398	} 5,67,922
L.T. 4,89,524	
Reserve fund	1,72,574

A comparative statement of the transactions of societies in charge of the Co-operative Department is given below :—

	1927-28.	1928-29.
Number of members	34,378	37,901
	Rs.	Rs.
Paid-up share capital	2,43,013	3,46,396
Deposits of members	25,151	33,634
Loans from Central Banks and non-members	8,75,597	8,03,636
Loans from Government	11,379	5,561
L.T.		
Reserve fund	82,812	1,66,187
Overdues to Government		
S.T.		6,108
L.T.		44,892

75. There were 95 societies at the end of the year, of which 61 are in the Nilgiris, 14 in Salem, 14 in the Agency, 8 in Kurnool, 2 in Arcot North and 1 in Ganjām.

Societies for hill tribes.

In regard to the Badagas of the Nilgiris coming under this class, the Government have for some time past been considering the question of the organization of a land mortgage Bank for the improvement of their economic condition. They are still thriftless; cultivation leaves much to be desired: indebtedness the natural corollary to these two conditions, is still a burden. Enquiries made in 42 villages showed that if a land mortgage bank was started for the area about $3\frac{1}{2}$ lakhs of rupees may ultimately be required by them. The Government were pleased to accept the suggestion and provided a sum of Rs. 50,000 to start with for this purpose. It is the intention to sell debentures to the general public and to the directors of the proposed bank. This land mortgage bank has subsequently been registered.

In regard to the amelioration of the Todas in the Nilgiris, the Collector of the Nilgiris has taken up the question at the instance of Government and a Co-operative Inspector has been given to him for the purpose.

The Society for Todas received a loan of Rs. 7,500 from Government and a sum of Rs. 1,500 was paid off. With the advances made to members in the year the amount outstanding against the members was Rs. 6,350. Thirty acres of their land have been brought under cultivation and the potatoes raised by them fetched a net income of Rs. 9,270. Ghee produced by them was sold for Rs. 1,731. The society stocked provisions and supplied them to members every shandy day and the total transactions under that head amounted to Rs. 1,658 in the year.

76. The number of societies which took up joint or individual cultivation by members was 442 with a membership of 34,921. Most of the societies are situated in the districts of Guntūr, East Gōdāvāri, Kistna, North Arcot and Chingleput. They had 37,770 acres at the beginning of the year while they obtained on lease 2,794 acres in the year. They had in their enjoyment at the end of the year excluding the extent given up, 39,280 acres. The total lease amount collected was Rs. 83,200 out of which Rs. 8,000 was paid to owners. Other societies obtained house-sites for the benefit of their members and the total number in their possession at the end of the year was 16,740. A sum of Rs. 5,00,000 was outstanding against them.

Cultivation of lands.

IV.—RESERVE FUND.

77. The total Reserve Fund will amount to Rs. 97,23,918 compared with Rs. 82,18,439 in the previous year, when the contributions have been made in accordance with the Audit orders on the accounts for the year 1928-29. The total is made up as follows:—

	RS.
Madras Central Urban Bank ...	9,60,702
District Central Banks ...	18,98,988
Agricultural Primary Societies ...	46,89,599
Non-Agricultural Societies ...	21,74,629
Total Rs. ...	97,23,918

As per Audit Order of 1927-28 the Primary Societies, Agricultural and Non-agricultural were required to invest Rs. 58,96,935 towards Reserve Fund of which Rs. 47,26,088 have been separately invested leaving a balance of Rs. 11,70,847 at the end of the year. The total reserve of all societies has increased by 14.65 lakhs, as against 12.30 lakhs in the previous year. Total working capital increased by 128.56 lakhs as compared with 188.63 in the previous year.

V.—RESOURCES.

78. The statement below shows the sources from which the societies of each class derive their funds:—

Types of societies.	Total working capital on 30th June 1929.	Percentage of total working capital derived from					
		Share capital.	De- posits.	Loans from other societies.	Govern- ment.	Reserve fund.	Total.
	RS.						
(Provincial) Madras Central Urban Bank ...	1,47,01,306	4.18	57.22	32.48	...	6.12	100
District Central Banks ...	5,76,25,652	9.02	60.85	27.22	..	2.81	100
Agricultural Societies ...	6,29,19,106	12.46	5.10	74.04	2.08	6.37	100
Non-Agricultural Societies ...	2,99,08,071	28.11	50.75	9.74	7.06	6.34	100

VI.—SUPERVISION FUND.

79. The receipts by Local Supervising Unions and Federations towards Supervision Fund were as follows:—

	RS.
Affiliation and delegation fees	12,802
Supervision fund	3,30,656
Contribution by Central Banks	2,01,309
Contribution to Federation	47,081
Miscellaneous income	3,55,177

This together with the opening Balance of Rs. 1,01,142 makes up 10.48 lakhs. The amount spent is Rs. 9,29,194 made up of:—

	RS.
1. Pay and travelling allowance of Supervisors	3,11,663
2. Travelling Allowance of Governing Body Members	55,161
3. Contingencies	74,757
4. Contributions	41,525
5. Miscellaneous	4,46,088
Total Rs.	9,29,194

leaving a closing balance of Rs. 1.19 lakhs at the end of the year. As against this Rs. 9,29,194 the Government have spent in the running of this department Rs. 8.89 lakhs. The total demand of supervision fund including arrears of primary societies was Rs. 4,08,781 of which Rs. 2,57,466 were collected leaving a balance of Rs. 1,51,315 remaining uncollected. As the supervision fund has now been made the first charge on remittances, better results may be hoped for.

VII.—DISPUTES AND LITIGATION.

80. There were 32,297 cases filed by societies of which 24,768 were filed in the year. In 2,703 cases claims were satisfied before decree, while decrees were passed in 20,309 cases leaving 9,285 cases pending disposal at the end of the year involving Rs. 18.19 lakhs as against Rs. 7.91 lakhs at the beginning of the year. To the 42,371 cases pending execution at the beginning of the year 20,309 cases were added during the year under report. Thus 62,680 cases were pending execution at the beginning of the year. Of these 26,963 awards were below 50 and the rest above Rs. 50. Of the 26,963 cases 23,024 were on simple money

decrees, the remaining being mortgage decrees. In 6,828 cases the claims were satisfied without recourse to execution proceedings and 5,752 were satisfied after execution proceedings. Of this number 580 cases were executed through village and panchayat courts. There remained at the end of the year 50,100 cases pending execution, of which 21,186 were for Rs. 50 or less. The total amount involved in claims pending execution was Rs. 50.75 lakhs against Rs. 35.54 lakhs in the previous year. A panel of arbitrators is maintained in every district and though in several districts sufficient care is not taken to see that arbitration cases are disposed of promptly, the outstanding order is that if an arbitrator does not dispose of a dispute in three months it should be withdrawn and referred to some one else. In cases of undue delay in enquiry by arbitrator, his name is removed from the list. On the whole the disposal of disputes has been considerably expedited and district officers have in many cases shown a commendable activity in this matter.

One of the difficulties at present felt is in the service of summons and it has been suggested that by utilizing the services of village officers or servants for service of processes in their villages much improvement could be effected. Four suggestions have been made which it is hoped will also do much to improve matters of deciding disputes and executing decrees :

(i) to employ a special Revenue staff in districts where the arrears of unexecuted decrees are very heavy ;

(ii) to arm the district co-operative staff with powers to execute by attachment of movables and it has subsequently been decided to await the passing of the new Act ;

(iii) to organize in large towns a central society which will provide a Court in which arbitrator or the Registrar will sit to receive and dispose of disputes on fixed dates and will also provide for clerical and legal assistance in serving processes and obtaining decrees ;

(iv) central societies where there are civil courts to provide legal and other help necessary for the prompt disposal of execution proceedings.

It is hoped that these last two proposals will be given effect to.

81. To the 336 suits pending disposal at the beginning of the year 1,026 were added making up 1,362 Civil suits. at the end. In 94 cases claims were satisfied before decree, while in 959 cases decrees were passed leaving 309 cases involving a sum of Rs. 33,954. The number

of decrees to be executed were 3,511, out of which, claims in 349 cases were satisfied without execution proceedings and 372 after execution proceedings and 2,790 pending execution involving Rs. 1.44 lakhs. Of the 3,511 cases pending execution 2,519 were for Rs. 50 and below with 2,364 on simple money decrees. The number of cases executed through village courts was 139.

82. Under rule VIII-A of the rules framed under the Act, I have prescribed a register of immovable properties to be maintained by societies to record the immovable properties purchased by societies in auction with a view to make a correct valuation of the assets of the societies and to check the income from these properties. Four hundred and sixteen such cases have come to my notice in which a sum of Rs. 1.27 lakhs was involved and the value of the property bought in by the society was only Rs. 91,234. They realized an income of Rs. 1,690 at a cost of Rs. 768. These figures will indicate that the societies will be well-advised to be cautious, in advancing loans on immovable properties not readily marketable.

VIII.—LIQUIDATION.

83. There were at the beginning of the year 300 societies in which liquidation proceedings were pending. To this 150 societies (of which 103 agricultural and 47 non-agricultural) were placed under liquidation in the year and the affairs of 92 societies were closed during the year. Thus, 358 societies were pending liquidation proceedings. I called for special reports on all societies which were under liquidation in pursuance of the orders passed prior to 1st July 1923. I found that in 144 societies then under liquidation the liquidation proceedings had not been completed and the amount remaining uncollected in such societies were Rs. 1,40,912. The special liquidation inspectors have been directed to submit progress reports monthly in regard to these societies and the Deputy Registrars have been asked to press for better collections.

In 28 societies in which liquidation proceedings were closed the amount of bad debts written off was Rs. 28,706. It is evident from Appendix 10 that sufficient attention has, in recent years, not been paid to the affairs of liquidated societies. A form of ledger to be maintained by the liquidator was prescribed in accordance with the recommendation of the Committee on Co-operation to find out easily what action was taken in respect of the dues of each member of the society in liquidation.

IX.—AUDIT.

84. The periodical meetings in regard to audit arrangements referred to in paragraph 82 of my last year's administration report were being regularly held in all the districts and at these meetings the programme of audit was gone through.

Audit is now being got through more expeditiously than before and from the reports I have received on the test audit and from the Deputy Registrars' other reports on the matter it is evident that the quality is better than what was produced in a more leisurely fashion previously. Audit of all societies with the exception of 13, was completed before the end of the co-operative year and in all but 78 societies the audit certificates were issued. In the case of the 13 societies, the audit could not be done in seven societies as the books were in Court and in four societies accounts were in confusion and in two societies the account books were lost.

After the completion of the final audit of 1927-28 by the end of November 1928 the interim and super audit of societies of 1928-29 were taken up which should have been completed by May 1929. The interim audit was to be by a departmental inspector comprising only such questions and statements which will bring the audit up to the date of the auditor's inspection. The other, namely, super audit, is a full overhaul of the societies' affairs up to the date of audit. This super audit was divided between the inspectors and supervisors in proportion so that this department does the super audit as defined in the Maclagan Committee's report once in two years for all societies in its charge. That is to say, it does not super audit societies in charge of the Labour and other departments.

At a Conference of Deputy Registrars held in April last, I reviewed the position and found that in a few districts they had to be given some more time to finish up. I found that in reviewing the progress to the end of June that while the audit work had been completed in Coimbatore, Cuddapah, West Gōdāvāri, Guntūr, Nellore, Vizagapatam and Agency sections, it was nearly complete in all other sections except Anantapur, South Arcot, East Gōdāvāri, in which only 17, 15 and 21 societies remained unaudited. The training being given to auditors and the methodical regulation of their work has in spite of the evasions of a certain number of idle and loitering persons resulted in a marked improvement while the quarterly meetings of inspectors helps considerably in removing doubts and difficulties of individual auditors.

In accordance with the recommendations of the Townsend Committee that 5 per cent of the societies should be test audited, 435 out of 687 societies were audited before the close of the co-operative year. It was found that adequate steps were not generally taken either by primary societies or supervising unions to rectify the various defects pointed out in the respective columns in the audit notes. To watch how far the defects noticed are rectified and to enable the inspecting authorities to know if adequate action has been taken to set right the objection raised, two registers were prepared with suitable columns, one to be maintained by societies and the other by the union to which the societies are affiliated. The figures furnished in this report are un-audited except in the case of Provincial and Central Banks and 4,959 societies.

The number of audit unions increased from 11 to 12. Nineteen societies come under the audit scheme in Madras and contributed Rs. 4,925 required for 3 auditors deputed from the department to audit the accounts. The audit fees collected under rule VIII(d) of the rules was Rs. 710. The accounts of the Madras Central Urban Bank, Christian Co-operative Central Bank and the Salem District Urban Bank and eight other big societies were audited by public accountants and auditors.

X.—ACT, RULES AND BY-LAWS.

85. The revision of the amended Co-operative Societies Act and the rules is under consideration with the Government. A draft rule was published to rule IX(a) of the rules under the Act in the year to exempt thrift societies which have as their main object the accumulation of their members' savings, from setting apart as Reserve Fund any portion of their profits, provided they had provision in their by-laws neither for borrowing from non-member nor lending to their members. Rules for the grant of State loans to Co-operative Building Societies providing for the annual valuation by the departmental authorities and permitting advance payment of instalments which will have the effect of reducing the amount of subsequent instalments without reducing the maximum period were amended.

XI.—STAFF.

86. In the year under report it was possible to complete the audit and the interim audit in sufficient time to place the

whole staff on special duty to stimulate collection. This was only possible by driving the department at top pressure and pushing interim audit at a faster pace than was desirable. It will not be possible to repeat this experiment and was only done this time on account of the imperative need of getting the overdues down. There are complaints of delay in the department but such complaints are seldom found to be fully justified and every effort is being made to run the department more efficiently both in the office and in the field. The movement presents complicate questions more frequently than before and even simple things now cause a certain amount of correspondence which cannot be avoided. The routine work of the department has considerably increased while by constant insistence on attention to the office manual it is hoped that the work in all offices has improved. It is certain that the clerks know more about the manual than they did but there is a certain reluctance to apply it. They prefer to save a few minutes at the moment by avoiding or by faulty registration or indexing at the expense of much time wasted and searching for papers later on. It is unfortunately difficult to make Sub-Deputy Registrars realize that defective office work is reflected in delays and in complaints from non-official bodies which again increases work and creates a feeling of impatience. The quality of the staff is, I consider, gradually improving. It has certainly put in another year of hard work. I am indebted to the Joint Registrar and Deputy Registrars for their constant loyal assistance and advice. Their duties have been extremely heavy but they have responded cheerfully and willingly to all demands. They set a high standard of departmental work. The Sub-Deputy Registrars have also with a few exceptions worked whole heartedly to carry out what was required while the inspectorate staff in the back ground have carried out their arduous and often dull duties in a manner worthy of great praise.

Government were pleased to confer the title of Rao Sahib on M.R.Ry. N. Ranganatha Achariyar Avargal, B.A., B.L., Deputy Registrar, Gudlavalleti Venkataratnam Pantulu Garu, President of the Land Mortgage Bank at Gudlavalleru in the Kistna District, and M.R.Ry. V. S. Srinivasa Ayyar Avargal, President of the Tanjore Co-operative Central Bank.

I regret to record the death of M.R.Ry. K. Sivasubrahmanya Pillai Avargal, B.A., my Personal Assistant and Deputy Registrar.

XII.—MISCELLANEOUS.

87. The Seventeenth Provincial Co-operative Conference was held soon after the close of the co-operative year under the Presidentship of Diwan Bahadur T. Ragavayya Garu, Diwan of Pudukottah. A conference of urban banks in the Tamil districts, Malabar and South Kanara was held at Erode with M.R.Ry. A. Ranganatha Mudaliyar Avargal, M.L.C., as Chairman. There were 2 conferences of Bankers and 2 Departmental conferences at which the President of the Provincial Co-operative Union was also present. A number of conferences of District Federations and Central Banks besides taluk and union conferences were held.

His Excellency the Governor of Madras opened the Conjeeveram Central Bank buildings, the cost of which was estimated at Rs 45,000.

88. The following officers from other Provinces visited this Province to study the progress of the co-operative movement :—

G. W. Paterson, Esq., of the Gold Coast.

J. A. Maybin, Esq., from Ceylon.

E. S. Boyd, Esq., from the Federated Malaya States.

A batch of six officers from Ceylon and two probationers from Hyderabad were given training on the working of societies in this Province.

89. There are at present one Sub-Deputy Registrar, 12 Senior Inspectors and 35 Junior Inspectors on foreign service, under 15 district banks, 18 Federations, 11 audit unions and 4 other institutions.

90. The Government sanctioned during the year a sum of Rs. 1,550 to the following societies for the maintenance of public libraries :—

Names of societies.	Amount sanctioned.
	RS.
1. The Madras Provincial Co-operative Union ...	400
2. The Hood Co-operative Institute	400
3. The Nilgiris Public Servants' Co-operative Society.	200
4. The Alamuru Local Co-operative Union.	200
5. The South Arcot Central Bank	200
6. The Villupuram Co-operative Supervising Union.	100
7. The Kurnool District Council of Supervision ...	50
Total ...	1,550

XIII.—ATTITUDE OF THE PUBLIC.

91. The feeling between officials and non-officials continues cordial and my thanks and acknowledgments are due to a very large and increasing number of honorary workers who have done so much to develop the Co-operative movement and to assist in the pruning and weeding that has been necessary in the last two or three years. I am indebted also to the officers of the Imperial Bank of India in this Presidency for their valuable advice in matters of finance. Relations with other departments are satisfactory.

I have the honour to be,
Sir,
Your most obedient servant,
H. M. HOOD,
Registrar.

APPENDICES.

	PAGES
APPENDIX No. 1.—General summary of progress	68-69
Do. 2.—Synopsis of loans by agricultural and non-agricultural societies	70-71
Do. 3.—Members	72-79
Do. 4.—Section I.—Demand, balance and percentage of loans due by agricultural and non-agricultural credit societies to central banks and others	80-81
Section II.—Percentage of overdues by primary societies to individual central banks towards principal, arrear, interest and current interest demands	82-83
Do. 5.—Section I.—Demand, balance and percentage of loans due to agricultural and non-agricultural credit societies	84-87
Section II.—Classification of societies	88-89
Do. 6.—Agricultural—Purchase, and purchase and sale, production, production and sale societies—	
Section I.—Purchase and purchase and sale societies	90-92
Section II.—Production, production and sale societies.	93
Do. 7.—Section I.—Particulars of joint purchase made by societies other than those referred to in Appendices Nos. 6 and 8... ..	94-95
Section II.—Particulars of joint sales made by societies other than those referred to in Appendices Nos. 6 and 8... ..	94-95
Do. 8.—Non-Agricultural Trading Societies—	
Section I.—Purchase, purchase and sale societies excluding such societies for weavers	96-97
Section II.—Production, production and sale societies excluding such societies for weavers	98-99
Section III-A.—Purchase, purchase and sale societies exclusively for weavers	100-101
Section III-B.—Production, production and sale societies exclusively for weavers	102
Section III-C.—Credit societies of which weavers form more than 60 per cent of the members	103
Do. 9.—Section I.—Civil suits and decrees—	
(a) Agricultural societies	104-105
(b) Non-agricultural societies	106-107
Section II.—References under Rule XIV of the rules framed under the Act (Arbitration)—	
(a) Agricultural societies	108-109
(b) Non-agricultural societies	110-111
Do. 10.—Societies under liquidation	112-123
Do. 11.—Number of societies in each district	124-139
Do. 12.—List of Honorary Assistant Registrars of Co-operative Societies	140
Do. 13.—Contributions paid by individual central banks towards supervision fund	141-142
Do. 14.—Statements—	
A.—Operations of central banks	144-155
B.—Operations of agricultural societies	156-175
C.—Operations of non-agricultural societies	176-199
D.—Operations of unions	200
E.—Operations of insurance societies	202-203
G.—Central Banks—Receipts and disbursements	204-215
H.—Central Banks—Balance sheet	216-223
I.—Central Banks—Profit and loss statement	224-227
Do. 15.—Statement showing commitments of central banks	228
Do. 16.—Graphs indicating overdues	229

APPENDIX No. 1.—General Summary of

SECTION I.—WORKING CAPITAL OF

(1)	Provincial Bank (1).	Central Banks (31).	Super- vising unions (448).*	Agricultura.	
				Credit (12,382).	Purchase and production (174).
	(2)	(3)	(4)	(5)	(6)
	RS.	RS.	RS.	RS.	RS.
Share capital	6,13,760	52,08,630	..	74,56,834	2,77,577
Deposits of members	†84,12,488	3,50,97,362	..	9,38,561	34,255
Loans from other societies	47,75,068	1,56,93,818	..	4,61,91,106	3,29,418
Loans and deposits of non-members (individuals, etc.)	21,81,088	24,581
Loans from Government	10,32,188	38,837
Reserve fund	9,00,000	16,25,242	..	39,46,735	42,772
Total working capital on 30th June 1929.	1,47,01,306	5,76,25,052	7,78,60,983	6,17,46,512	7,47,440
Total working capital on 30th June 1928.	1,38,42,399	5,42,94,318	7,14,51,821	5,73,80,918	8,05,147
Divisible profit 1928-29	2,42,807	10,94,974	..	12,38,203	20,419
Loss unrecouped	11,77,087	45,224
Reserve fund including additions to be made as per audit order of 1928-29...	9,60,702	18,98,088	..	46,17,846	48,602
Value of goods purchased as owner	2,34,688
Value of goods purchased as agent	1,30,718	88,102
Value of goods sold as owner	2,54,292
Value of goods sold as agent	5,67,031	13,20,322

* This includes seven propagandist unions,

† Includes non-members deposits in the

SECTION II.—DEMAND, COLLECTION AND BALANCE OF

(1)	Demand.				Collec-	
	Provincial and Central Banks.	Agricultural.	Non-agricultural.	Total.	Provincial and Central Banks.	Agricultural.
	(2)	(3)	(4)	(5)	(6)	(7)
Principal including arrears	RS. 4,24,88,589	RS. 3,65,91,447	RS. 2,13,98,859	RS. 10,04,78,895	RS. (a) 8,42,75,049	RS. (b) 2,16,88,232
Interest due in previous years	1,89,319	36,27,364	5,98,971	43,15,644	1,34,832	15,86,181
Interest due in 1928-29.	43,48,911	56,35,334	22,46,327	1,22,30,602	42,21,488	36,26,878

(a) Includes extension of time given for Rs. 11,62,376

SECTION III.—DEMAND, COLLECTION AND BALANCE OF

(1)	Demand.				Collec-	
	Provincial and Central Banks.	Agricultural.	Non-agricultural.	Total.	Provincial and Central Banks.	Agricultural.
	(2)	(3)	(4)	(5)	(6)	(7)
Principal including arrears	RS. 3,44,98,497	RS. 3,21,92,935	RS. 1,92,17,160	RS. 8,04,91,171	RS. (a) 2,67,87,523	RS. (b) 1,34,43,870
Interest due in previous years	1,79,425	30,31,234	5,44,745	37,54,358	1,66,874	13,01,740
Interest due in 1927-28.	39,51,372	48,34,967	20,04,767	1,02,30,501	38,18,801	30,68,241

(a) Includes extension of time given for Rs. 13,10,612,

Progress of Co-operative Societies in 1928-29.

SOCIETIES ON 30TH JUNE 1929.

societies. Others (391).	Total of Agricultural Societies (12,947).	Non-agricultural societies.			Total of Non- agricultural Societies (1,659).	Total, 1928-29 (15,086).	Total, 1927-28 (14,510).
		Credit (1,144).	Purchase and production. (270).	Others (245).			
(7)	(8)	(9)	(10)	(11)	(12)	(13)	(14)
Rs. 1,14,544 9,893 72,412	Rs. 78,43,955 9,82,709 4,65,92,936	Rs. 63,78,576 59,43,630 26,35,799	Rs. 3,20,828 17,06,360 1,39,826	Rs. 11,09,244 22,576 1,36,355	Rs. 78,08,648 76,75,566 29,11,980	Rs. 2,14,79,983 5,21,68,125 6,99,73,802	Rs. 1,97,29,036 4,81,64,586 6,61,90,010
44 2,10,185 18,076	22,05,713 12,81,210 40,07,583	74,24,419 3,534 15,92,965	24,700 1,150 2,11,562	54,339 21,08,114 91,094	75,03,458 21,12,793 18,95,621	97,09,171 33,94,008 84,28,446	83,59,774 28,91,572 69,82,699
4,25,154	6,29,19,106	2,39,78,923	24,07,426	35,21,722	2,99,08,071	16,51,53,535	..
3,90,688	5,85,76,753	2,17,60,032	8,78,540	29,45,635	2,55,84,207	..	15,22,97,677
12,207 16,753	12,70,829 12,39,064	9,07,206 30,051	57,681 39,322	92,378 61,638	10,57,265 1,31,011	+ 36,65,875 - 13,70,075	+ 31,95,520 - 12,81,369
23,151	46,89,599 2,34,688 2,18,820 2,54,292 18,87,353	18,37,104	2,25,177 24,20,024 ... 25,48,493 15,659	1,12,348	21,74,629 24,20,024 ... 25,48,493 15,659	97,23,918 26,54,712 2,18,820 28,02,785 19,03,012	82,18,439 25,41,899 1,84,595 26,66,876 4,12,189

twelve audit unions and twenty-five federations of unions.
case of Provincial and Central Banks.

PRINCIPAL AND INTEREST DUE TO SOCIETIES IN 1928-29.

Non-agri- cultural.	Total.	Balance.				Total.	Percentage of balance to demand.		
		Provincial and Central Banks.	Agricul- tural.	Non-agri- cultural.	Provin- cial and Central Banks.		Agri- cultural.	Non- agri- cultural.	
(8)	(9)	(10)	(11)	(12)	(13)	(14)	(15)	(16)	
Rs. (c) 1,76,45,418	Rs. 7,36,08,699	Rs. 82,13,540	Rs. 1,49,02,215	Rs. 37,53,441	Rs. 2,68,70,196	19.33	40.72	17.53	
3,14,080 18,90,532	20,95,093 97,38,696	54,487 1,27,453	19,41,173 20,08,458	2,84,891 3,55,795	22,80,551 24,91,706	28.78 2.93	55.03 35.64	47.56 15.84	

(b) for Rs. 8,54,676 and (c) for Rs. 3,49,797.

PRINCIPAL AND INTEREST DUE TO SOCIETIES IN 1927-28.

Non-agri- cultural.	Total.	Balance.				Total.	Percentage of balance to demand.		
		Provincial and Central Banks.	Agricul- tural.	Non-agri- cultural.	Provin- cial and Central Banks.		Agri- cultural.	Non- agri- cultural.	
(8)	(9)	(10)	(11)	(12)	(13)	(14)	(15)	(16)	
Rs. (c) 1,58,99,225	Rs. 5,56,53,197	Rs. 77,90,974	Rs. 1,37,49,065	Rs. 33,27,935	Rs. 2,48,37,974	22.50	42.71	17.31	
2,82,161 16,50,713	17,19,762 79,75,453	42,551 1,32,471	17,29,494 17,68,726	2,62,584 3,54,054	20,84,596 22,56,048	23.72 3.85	57.05 36.59	48.20 17.66	

(b) for Rs. 5,77,896 and (c) for Rs. 3,14,248.

District.	At the beginning of the year.	Admitted during the year.			
		Individuals.			
		New admissions.	Representatives in interest of deceased members.	By transfer of shares.	Total (columns 3 to 5).
(1)	(2)	(3)	(4)	(5)	(6)
Provincial Bank	184
Central Banks	3,221	69	15	149	233
Agricultural Societies.					
Anantapur	25,750	1,035	17	1	1,043
Arcot, North	31,369	4,082	37	10	4,129
Do. South	31,043	1,921	24	3	1,948
Bellary	10,912	1,734	18	2	1,754
Chinglepat	43,039	3,351	25	33	3,409
Chittoor	9,075	807	9	3	909
Coimbatore	32,344	4,454	7	...	4,461
Cuddapah	6,593	245	6	1	252
Ganjām	16,989	4,975	18	10	4,993
Do. Agency	3,502	18	18
Godāvāri, East	49,566	6,874	24	...	6,898
Do. Agency	534	159	1	...	160
Do. West	24,130	5,164	29	1	5,194
Gnātur	41,094	5,603	36	1	5,640
Kanara, South	37,225	2,387	2	4	2,393
Kistna	25,464	4,086	73	4	4,163
Karnool	9,502	581	22	4	607
Madura	30,339	2,901	32	1	2,934
Malabar	44,436	3,150	25	...	3,175
Nellore	18,442	1,813	12	2	1,827
Nilgiris, The	1,756	538	...	3	541
Bāmnād	18,605	1,630	8	...	1,638
Salem	21,604	3,747	23	8	3,778
Tanjore	43,102	3,694	45	30	3,769
Tinnevely	35,392	3,478	18	1	3,497
Trichinopoly	27,343	4,604	16	1	4,621
Vizagapatam	15,777	2,730	17	2	2,749
Do. Agency	2,610	202	202
Total ...	657,545	75,918	539	125	76,582
Non-Agricultural Societies.					
Anantapur	3,997	581	1	5	587
Arcot, North	7,931	1,302	...	3	1,305
Do. South	9,552	1,107	...	6	1,113
Bellary	4,415	829	...	2	831
Chinglepat	14,110	1,594	3	32	1,629
Chittoor	3,583	785	17	3	805
Coimbatore	9,842	2,284	1	44	2,329

Members, 1928-29.

Removed during the year.						At the end of the year (columns 2+6-12).	Of the number in column 13.	
Individuals.							Agriculturists.	Non-agriculturists.
Voluntary withdrawals.	Deaths.	Expulsion due to misconduct.	Expulsion due to default.	Transfer of shares.	Total (columns 7 to 11).	(13)		
(7)	(8)	(9)	(10)	(11)	(12)	(13)	(14)	(15)
...	5	184	..	184
...	34	88	127	3,327	372	2,186
967	298	9	31	...	1,305	25,438	17,785	3,675
2,620	239	9	195	13	3,078	32,422	27,833	2,184
1,211	255	23	133	8	1,630	31,361	28,738	794
761	114	8	15	2	900	11,766	9,771	738
1,567	453	70	114	37	2,241	44,207	37,638	3,380
771	40	74	107	3	595	8,989	6,845	597
1,530	358	125	546	176	2,785	34,074	25,648	6,059
221	110	...	16	2	349	6,496	5,177	673
680	178	33	137	18	1,046	20,941	16,384	3,042
48	48	3,467	2,767	377
1,260	546	44	113	2	1,965	54,489	41,444	6,470
11	4	16	679	561	99
829	274	21	44	...	1,168	28,156	23,072	2,620
1,595	305	24	63	1	1,988	44,746	28,649	5,217
1,118	325	65	1,933	84	3,525	36,093	22,290	9,320
941	377	40	161	8	1,522	28,085	20,679	1,832
490	106	9	4	4	613	8,496	6,750	1,181
867	471	100	217	16	1,671	31,602	30,279	741
1,132	533	62	433	110	2,270	45,341	27,140	12,942
839	386	87	128	67	1,457	18,812	15,231	1,679
136	31	...	1	...	168	2,129	2,122	7
854	229	24	172	4	1,283	18,964	16,141	960
1,586	202	49	210	111	2,134	28,244	19,720	2,066
1,853	210	9	487	74	2,633	44,238	36,084	4,606
1,847	271	48	1,002	1	3,169	35,720	28,829	2,139
1,696	245	41	388	...	2,350	29,514	25,966	1,041
481	813	50	216	...	1,050	17,466	15,232	1,410
124	2	126	2,686	1,751	729
28,015	6,825	1,024	6,846	736	48,446	690,681	540,516	76,358
266	34	6	62	6	374	4,210	721	2,247
718	57	1	133	14	923	8,313	773	6,296
741	31	...	310	17	1,099	9,666	568	7,352
531	34	8	21	118	707	4,539	489	3,757
757	171	46	209	67	1,250	14,439	1,292	10,421
112	34	2	298	45	491	4,197	408	3,195
562	62	26	452	86	1,188	10,983	1,391	8,560

District.	At the beginning of the year.	Admitted during the year.			
		Individuals.			
		New admissions.	Representatives in interest of deceased members.	By transfer of shares.	Total (columns 3 to 5).
(1)	(2)	(3)	(4)	(5)	(6)
<i>Non-Agricultural Societies—cont.</i>					
Cuddapah	3,834	570	570
Ganjām	6,563	1,249	1	2	1,252
Gōdāvari, East	6,416	1,474	1	2	1,477
Do. West	2,298	848	1	...	647
Do. Agency	53	10	10
Guntūr	7,109	1,117	8	65	1,190
Kanara, South	4,709	889	...	29	918
Kistna	4,574	1,001	8	5	1,009
Kurnool	2,950	727	22	8	757
Madras	46,902	7,382	14	41	7,437
Madura	8,781	1,539	14	2	1,555
Malabar	10,144	1,404	5	13	1,422
Nellore	2,847	621	...	6	627
Nilgiris, the	2,427	981	981
Rāmnād	5,260	1,073	14	3	1,090
Salem	6,602	1,170	...	48	1,218
Tanjore	14,843	2,292	16	32	2,340
Tinnevelly	8,591	1,784	3	47	1,834
Trichinopoly	16,624	3,391	...	1	3,392
Vizagapatam Section	8,606	2,889	1	1	2,891
Do. Agency	215	7	7
Total ...	230,081	40,698	125	400	41,223
Grand total ...	891,031	116,686	675	677	118,038

Members, 1923-29—cont.

Removed during the year.										Of the number in column 13.	
Individuals.											
(7)	(8)	(9)	(10)	(11)	(12)	(13)	(14)	(15)			
Voluntary withdrawals.	Deaths.	Expulsion due to misconduct.	Expulsion due to default.	Transfer of shares.	Total (columns 7 to 11).	At the end of the year (columns 2+6-12).	Agriculturists.	Non-agriculturists.			
233	87	...	2	...	272	4,132	431	8,416			
348	67	6	51	12	474	7,341	446	6,594			
434	45	28	42	2	549	7,344	522	5,913			
204	14	9	227	2,718	300	1,948			
2	2	91	1	80			
234	52	50	195	68	389	7,700	931	4,667			
234	84	18	494	97	927	8,700	1,074	7,782			
308	45	18	13	9	391	5,192	462	8,766			
294	85	..	72	6	407	3,800	143	1,998			
2,702	249	30	483	175	3,539	50,800	62	10,711			
498	77	7	949	983	993	10,348	8,162	6,472			
680	68	18	147	52	961	10,605	708	9,197			
269	11	7	22	15	814	8,160	283	2,374			
249	8	81	398	8,070	288	2,389			
222	32	22	540	8	824	5,526	760	8,889			
498	63	29	168	64	762	7,058	1,043	4,457			
665	145	...	705	110	1,625	15,556	2,324	10,985			
511	58	83	357	41	1,060	9,375	1,429	6,249			
1,183	33	1	1,971	44	3,182	16,834	960	15,200			
792	75	1	812	5	1,185	10,815	842	8,971			
59	59	198	4	166			
14,081	1,606	412	7,408	1,205	24,712	246,592	21,410	198,817			
42,101	9,465	1,436	14,254	2,029	68,285	940,754	662,298	277,545			

District.	Of the number in column 13—cont.		Of the number in		
	Mixed. (16)	Total (column 14 to 16). (17)	Non-cultivating landlords. (18)	Cultivating landlords. (19)	Tenants. (20)
<i>Non-Agricultural Societies—cont.</i>					
Cuddapah	285	4,132	45	388	...
Ganjām	301	7,341	67	318	61
Godāvāri, East	1,249	7,344	60	81	21
Do. West	475	2,718	25	254	16
Do. Agency	61	...	1	...
Guntūr	2,102	7,700	259	482	116
Kanara, South	844	8,700	180	302	310
Kistna	984	5,192	84	290	23
Kurnool	1,159	3,300	10	98	15
Madras	27	50,800	6	34	22
Madura	709	10,343	492	2,601	56
Malabar	702	10,605	64	113	242
Nellore	503	3,160	155	85	28
Niltziris, the	443	3,070	0	218	...
Rāmnād	927	5,526	250	408	71
Salem	1,553	7,058	583	289	99
Tanjore	2,294	15,558	920	963	161
Tinnevelly	1,697	9,375	361	853	124
Trichinopoly	674	16,834	218	599	125
Vizagapatam Section	502	10,315	261	394	162
Do. Agency	3	163	4
Total ...	26,365	246,592	6,108	11,171	2,368
Grand total ...	100,941	940,784	61,094	392,365	63,164

Members, 1928-29—cont.

column 14.		Of the number in column 13.						
Field labourers.	Total (column 13 to 21).	Brahmans.	Non-Brahmans.	Christians.	Muhammadians.	Adi-Dravidas and Adi-Andhtse.	Other classes.	Total (columns 23 to 26).
(21)	(22)	(23)	(24)	(25)	(26)	(27)	(28)	(29)
..	431	816	1,165	752	1,115	172	112	4,132
...	446	1,908	4,658	139	317	260	34	7,341
...	162	2,187	3,254	1,085	325	428	65	7,844
5	300	829	975	631	157	40	86	2,718
...	1	33	23	2	2	1	...	61
74	931	1,883	2,763	1,680	879	499	16	7,700
282	1,074	2,501	3,413	2,657	786	262	81	9,700
65	462	1,683	1,953	854	157	446	99	5,192
20	143	615	1,112	482	1,007	43	41	3,300
...	62	11,957	22,349	6,892	4,078	4,472	1,052	50,800
103	3,162	2,519	5,112	571	768	111	1,267	10,343
287	706	895	7,298	867	564	632	48	10,605
15	283	942	870	555	478	208	57	3,160
...	238	289	1,176	756	140	608	101	5,070
31	760	1,646	3,117	334	247	29	153	5,626
87	1,048	1,764	3,896	326	779	267	26	7,058
240	2,324	4,301	8,989	635	728	553	354	15,558
91	1,429	1,935	4,708	1,997	328	153	254	9,375
18	980	3,969	7,573	3,216	1,126	397	153	16,834
25	842	3,253	5,909	368	359	419	9	10,315
...	4	77	86	163
1,768	21,410	58,043	121,688	28,610	20,874	12,475	5,002	246,592
45,675	562,298	111,038	588,065	74,784	54,561	94,244	18,097	940,784

APPENDIX No. 4—SECTION I.—Demand, balance and percentage of loans due by Agricultural and Non-Agricultural Credit Societies to Central Banks and others.

1928-29.

District.	Principal.						Interest.		
	Long term.			Short term.			Demand.	Balance.	Per-centage.
	Demand.	Balance.	Per-centage.	Demand.	Balance.	Per-centage.			
<i>Agricultural Societies.</i>	RS.	RS.		RS.	RS.		RS.	RS.	
Anantapur ...	8,84,285	6,52,878	73·00	1,97,897	1,19,802	60·54	1,50,960	7,550	5·00
Arcot, North ...	14,26,945	4,05,650	28·43	2,41,222	33,109	13·73	2,95,070	2,601	·88
Do. South ...	11,71,770	7,02,217	59·93	1,85,499	64,891	34·48	2,11,819	17,934	8·47
Bellary ...	4,60,015	2,51,476	54·67	59,479	13,346	22·44	79,690	8,828	10·83
Chingleput ...	16,41,614	6,14,779	37·45	3,52,424	30,774	8·73	4,04,627	170	·04
Chittoor ...	5,63,312	4,28,542	76·08	29,004	21,986	75·84	82,979	9,330	11·24
Coimbatore ...	9,97,610	2,17,403	21·79	5,32,604	81,388	15·28	2,10,131	6,019	2·86
Cuddapah ...	2,68,261	23,624	8·80	47,931	33,306	69·42	60,544	27,995	46·24
Ganjām ...	6,06,987	41,363	6·81	69,039	4,991	7·23	94,511	744	·79
Godāvari, East ...	6,41,495	29,207	4·51	21,98,515	1,50,654	6·85	2,49,578	4,854	1·74
Do. West ...	7,89,265	40,870	5·18	10,90,592	32,415	29·72	1,82,127	3,428	1·88
Guntūr ...	4,85,103	1,40,431	28·37	10,03,102	1,20,212	11·91	1,98,605	7,870	3·72
Kanara, South ...	50,492	306	·60	8,24,152	1,42,309	17·26	77,746	4,187	5·38
Kistna ...	7,44,711	1,43,545	19·26	8,00,177	67,849	8·48	1,78,727	4,125	2·34
Kurnool ...	2,89,296	1,61,437	57·56	46,516	23,269	50·02	56,567	4,242	7·49
Madura ...	5,93,130	2,58,764	43·19	91,447	8,518	9·32	1,40,047	41,607	29·71
Malabar ...	4,83,425	2,88,388	59·29	65,505	19,452	29·70	1,06,350	18,097	17·02
Nellore ...	4,11,765	1,55,340	37·73	6,61,732	1,65,204	24·97	1,25,156	10,588	8·47
Nilgiris, the ...	55,928	7,691	13·75	8,044	290	3·60	10,688
Rāmnād ...	3,35,190	3,28,848	51·46	1,52,384	29,862	19·61	1,31,799	16,798	12·75
Salem ...	9,15,864	4,55,704	49·76	1,69,272	41,951	24·79	1,83,781	5,577	3·04
Tanjore ...	11,44,405	5,02,826	43·94	5,31,861	19,227	3·61	2,67,586	11,643	5·63
Tinnevely ...	6,90,775	2,34,381	33·96	7,11,088	1,36,531	19·20	1,69,684	11,032	6·50
Trichinopoly ...	11,09,993	2,14,875	19·36	5,81,814	13,067	2·25	2,73,793	2,931	1·09
Vizagapatam ...	21,016	4,774	22·72	7,27,104	1,60,511	22·08	72,050	4,929	6·84
Vizagapatam Agency Section.	3,280	458
Ganjām Agency	2,667
Godāvari do. ...	1,000	798	2·99	2,473	10	·40
<i>Non-Agricultural Societies.</i>									
Anantapur ...	33,756	6,521	19·32	4,98,398	19,570	3·98	20,102	383	1·91
Arcot, North ...	3,57,170	11,849	3·26	63,769	3,101	4·86	35,303	1,147	3·25
Do. South ...	3,90,713	39,742	9·92	5,12,046	3,117	·61	57,731	1,125	1·94
Bellary ...	63,886	14,614	22·88	41,632	240	·58	11,942	295	2·47
Chingleput ...	13,59,514	5,268	·39	67,036	3,651	5·45	55,021
Chittoor ...	25,512	4,442	17·41	9,23,974	10,215	1·11	39,428	46	·12
Coimbatore ...	23,369	3,058	13·09	13,62,953	1,102	·08	36,366	1,582	4·35
Cuddapah ...	35,590	9,340	27·93	1,44,313	763	·53	15,498	108	·69
Ganjām ...	69,749	970	1·39	1,82,887	764	·42	16,060
Godāvari, East ...	28,926	1,806	6·24	3,22,879	12,931	4·00	17,881	2,505	14·01
Do. West ...	7,850	310	3·95	17,409	1,858	10·67	1,848	71	3·84
Guntūr ...	29,394	2,966	10·09	5,57,057	14,957	2·68	39,223	804	2·06

APPENDIX No. 4—SECTION I.—Demand, balance and percentage of loans due by Agricultural and Non-Agricultural Credit Societies to Central Banks and others—cont.

1928-29—cont.

District.	Principal.						Interest.		
	Long term.			Short term.			Demand.	Balance.	Per-centage.
	Demand.	Balance.	Per-centage.	Demand.	Balance.	Per-centage.			
<i>Non-Agricultural Societies—cont.</i>	RS.	RS.		RS.	RS.		RS.	RS.	
Kanara, South ...	1,82,570	835	46	5,64,500	6,827	1.21	49,490	782	1.58
Kistna ...	29,016	8,878	13.37	3,42,221	1,641	.48	13,073	183	1.39
Kurnool ...	49,420	7,431	15.04	37,264	3,094	8.30	6,381	129	2.04
Madras ...	6,53,073	23,254	3.56	22,21,377	1,878	.08	1,59,782	1,093	.68
Madra ...	2,85,239	9,450	3.31	11,14,590	63,855	5.73	43,242	1,446	3.34
Malabar ...	15,836	5,443	34.47	1,57,429	1,087	.69	12,650	1,261	9.97
Nellore ...	66,081	14,811	22.41	94,588	192	.20	14,665	161	1.09
Nilgiris, The ...	8,554	82,890	5,525
Rāmnād ...	2,19,294	8,264	3.77	6,57,753	691	.10	29,982	2,123	7.08
Salem ...	1,14,404	16,876	14.76	15,38,565	30,741	2.00	64,922	1,404	2.16
Tanjore ...	2,43,307	25,603	10.51	9,01,410	11,774	1.31	52,384	1,466	2.81
Tinnevely ...	1,83,052	13,199	7.21	10,74,842	7,908	.73	36,972	3,465	9.37
Trichinopoly ...	4,07,652	2,947	.72	8,25,444	75,538
Vizagapatam ...	22,466	3,50,316	4,973	1.42	18,413	25	.14
Vizag. Agency Sec.
Ganjām do.
Gōdāvāri do. ...	120	120	100	540	250	46.3	68	56	82.35

APPENDIX NO. 4—SECTION II.—Percentage of overdues by primary societies to individual central banks, towards principal, arrear, interest and current interest for 1928-29.

Serial number.	Name of bank,	Percentage of principal overdues to demand.		Percentage of overdue arrear interest to demand.	Percentage of overdue current interest to demand.
		Long term.	Short term.		
R.—CENTRAL BANKS.					
1	Anantapur District Co-operative Central Bank, Limited, No. 3231.	70.59	18.36	18.78	2.73
2	North Arcot District Co-operative Central Bank, Limited, Vellore, No. 2161.	24.67	14.59	39.92	0.19
3	South Arcot District Co-operative Central Bank, Limited, No. 1844.	56.60	13.87	47.20	5.05
4	Hospet Co-operative Central Bank, Limited (Bellary District), No. 5398.	48.32	11.21	30.18	6.91
5	Chingleput District Co-operative Central Bank, Limited, Conjeevaram, No. 1560.	35.78	1.55
6	Chittoor District Co-operative Central Bank, Limited, No. 6230.	68.33	31.51	16.73	7.54
7	Coimbatore District Urban Bank, Limited, No. 427.	19.64	8.18	35.72	0.78
8	Cuddapah District Co-operative Central Bank, Limited, No. 3233.	65.16	46.09	71.84	27.46
9	Ganjām District Co-operative Banking Union, Limited (Berhampore), No. 1928.	11.80	8.10	29.56	0.99
10	Aska Central Co-operative Banking, Union Limited (Ganjām District) No. 2569.
11	Gōdāvāri District Co-operative Bank, Limited, Cocanada, No. 2351.	32.48	19.84	18.84	4.18
12	Rajahmundry Central Co-operative Bank, Limited (Gōdāvāri District), No. 4200.	11.99	6.16	9.84	0.98
13	Bamachandrapuram Co-operative Central Bank, Limited (Gōdāvāri District), No. 4201.	2.54	2.82	...	0.26
14	Sree Konaseema Co-operative Central Bank, Limited, Amalapuram, (Gōdāvāri District), No. 4460.	1.76	4.56
15	Ellore Central Co-operative Bank, Limited (Gōdāvāri West), No. 2965.	10.63	6.24	11.10	1.73
16	Guntūr District Co-operative Bank, Limited, No. 530.	21.57	12.15	17.18	3.68
17	South Kanara District Central Co-operative Bank, Limited, No. 1113.	1.98	31.85	62.22	6.77
18	Kistna District Co-operative Bank, Limited, Masulipatam, No. 1442.	6.95	2.17	7.71	1.16
19	Vizianwada Central Co-operative Banking Union Limited (Kistna District) No. 2967.	25.68	17.82	2.99	3.68
20	Kurnool District Co-operative Central Bank, Limited, No. 2411.	42.10	32.84	...	1.17
21	Madras Christian Central Co-operative Bank, Limited, No. 1674.	40.79	2.26	13.50	4.15
22	Madura-Rāmūnād Central Co-operative Bank, Limited, No. 975.	48.24	2.17	29.17	12.94

APPENDIX No. 4—SECTION II.—Percentage of overdues by primary societies to individual central banks, towards principal, arrear, interest and current interest for 1928-29—cont.

Serial number.	Name of bank.	Percentage of principal overdues to demand.		Percentage of overdue arrear interest to demand.	Percentage of overdue current interest to demand.
		Long term.	Short term.		
B.—CENTRAL BANKS—cont.					
23	Malabar District Co-operative Bank, Limited, No. 2411.	57.76	22.64	60.55	17.17
24	Nellore District Co-operative Banking Union, Limited, No. 2523.	31.14	16.46	7.15	5.90
25	Srivilliputtur Co-operative Banking Union, Limited (Rāmnād District), No. 5184.	41.13	15.2572
26	Salem District Urban Bank, Limited, No. 151.	48.38	13.09	32.01	2.11
27	Tanjore District Co-operative Bank, Limited, Kumbakonam, No. 1023.	29.98	3.40	9.59	0.50
28	Tanjore District Co-operative Central Bank, Limited (Tanjore), No. 5214.	59.65	11.51	15.97	3.76
29	Tinnevely District Co-operative Banking Union, Limited, No. 2690.	33.70	15.76	18.90	5.13
30	Trichinopoly District Urban Bank, Limited, No. 178.	19.83	4.20	3.55	1.13
31	Vizagapatam District Co-operative Banking Union, Limited, Vizianagram, No. 1764.	23.24	19.76	1.18	3.89

APPENDIX No. 5—SECTION I.—Demand, balance and percentage of loans due by members to Agricultural and Non-Agricultural Credit Societies, 1928-29.

District.	Out of principal.												Out of interest overdue at the end of the previous year.		Out of interest accrued and fallen due during the year.	
	1927-28.						1928-29.						1927-28.	1928-29.	1927-28.	1928-29.
	Long term.			Short term.			Long term.			Short term.						
	Principal recoverable.	Balance.	Perce fare of balance to demand.	Principal recoverable.	Balance.	Percentage of balance to demand.	Principal recoverable.	Balance.	Percentage of balance to demand.	Principal recoverable.	Balance.	Percentage of balance to demand.	1927-28.	1928-29.	1927-28.	1928-29.
(1)	(2)	(3)	(4)	(5)	(6)	(7)	(8)	(9)	(10)	(11)	(12)	(13)	(14)	(15)	(16)	(17)
<i>Agricultural Societies.</i>	RS.	RS.		RS.	RS.		RS.	RS.		RS.	RS.					
Anantapur ...	10,00,572	6,01,113	60·11	2,21,352	1,32,631	59·93	10,00,824	6,75,622	67·51	2,18,386	1,38,686	63·51	62·95	60	48·85	55
Arcot, North ...	17,48,444	10,32,005	59·04	3,31,267	1,44,086	43·48	18,30,516	9,84,769	52·71	3,77,022	1,32,869	35·24	54·97	51	48·94	41
Do. South ...	12,41,550	8,02,431	64·47	2,16,344	1,23,849	57·25	13,24,207	9,44,267	68·22	2,51,110	1,41,567	56·37	62·78	59	47·55	55
Bellary ...	4,97,848	2,95,175	59·29	55,054	25,455	46·23	5,60,767	3,24,939	57·96	75,726	33,675	44·47	37·83	45	38·40	47
Chingleput ...	19,27,712	10,77,887	55·92	2,32,989	85,440	31·31	22,62,045	13,27,517	58·69	3,05,052	95,221	31·22	58·62	56	36·85	39
Chittoor ...	5,76,892	4,37,527	75·84	61,182	52,285	85·46	5,79,434	3,75,371	64·78	58,157	44,081	75·80	65·11	67	73·23	59
Coimbatore ...	10,99,033	5,07,477	46·18	7,33,785	2,62,522	35·76	11,88,052	4,58,775	38·62	6,88,736	2,22,740	32·34	56·50	49	24·89	28
Cuddapah ...	3,54,894	2,78,443	78·45	49,651	38,284	77·11	3,98,538	3,39,074	85·08	71,814	56,248	78·32	71·42	78	72·48	73
Ganjām ...	4,34,034	80,360	18·51	2,21,073	84,512	38·21	6,32,983	91,328	14·43	1,76,144	36,270	20·58	43·36	45	11·75	12
Gōlāvāri, East.	6,42,694	1,27,235	19·79	18,30,729	3,16,670	17·80	8,54,505	2,00,637	23·48	24,16,013	1,58,202	18·97	32·20	28	12·74	16
Do. West.	5,82,200	94,956	16·31	12,59,226	1,17,559	9·33	7,02,326	98,172	14·12	17,38,969	1,32,347	7·61	29·13	28	15·92	9
Guntūr ...	5,75,860	2,18,652	37·62	10,87,105	2,68,894	24·28	6,15,480	2,15,845	35·07	13,28,613	2,49,764	18·88	31·69	20	23·41	19
Kanara, South.	87,371	37,865	43·34	14,18,760	5,84,816	41·25	1,39,910	53,358	38·14	11,90,556	4,67,153	39·24	48·46	49	24·87	8

APPENDIX No 5.—SECTION I.—Demand balance and percentage of loans due by members to Agricultural and Non-Agricultural Credit Societies, 1928-29—cont.

District.	Out of principal													Out of interest accrued at the end of the previous year.	Out of interest accrued and fallen due during the year.		
	Long term.			Short term.			Long term.			Short term.							
	(1)	(2)	(3)	(4)	(5)	(6)	(7)	(8)	(9)	(10)	(11)	(12)	(13)			(14)	(15)
Non-Agricultural Societies.	RS.	RS.	RS.	RS.	RS.	RS.	RS.	RS.	RS.	RS.	RS.	RS.	RS.	RS.	RS.	RS.	RS.
Anantapur ...	26,447	36,635	18-87	1,88,258	11,130	9.08	8,06,877	54,687	17.78	93,894	6,641	7.11	59,39	27	29.58	39	
Arach. North ...	5,61,353	1,72,862	80.70	93,069	13,414	14.44	5,98,632	2,02,473	37.14	1,51,605	14,955	9.86	55.08	73	28.24	19	
Do. South ...	8,87,454	2,21,778	89.22	1,13,946	17,039	14.98	6,44,910	2,07,491	31.67	1,22,045	12,185	9.99	41.14	55	23.74	26	
Bally ...	1,67,975	45,302	26.92	88,248	11,735	30.69	1,67,897	43,284	27.55	87,554	12,345	14.09	19.47	9	26.12	27	
Chingaleput ...	6,23,738	74,800	10.80	71,508	10,078	14.07	7,43,178	1,54,392	27.08	93,414	21,956	23.51	49.52	49	10.08	14	
Chittoor ...	3,81,788	1,45,949	40.34	73,763	16,518	22.39	4,67,161	1,90,499	40.78	90,382	16,239	18.00	48.02	87	18.72	15	
Coimbatore ...	4,82,825	1,13,453	23.52	8,37,423	55,607	16.95	5,91,800	1,02,112	17.27	3,31,051	52,983	16.00	47.92	42	17.38	21	
Cuddapah ...	2,46,538	78,248	29.70	76,611	15,340	20.02	2,96,313	75,900	25.89	95,491	19,262	20.17	53.10	44	10.05	14	
Gangam ...	1,61,012	53,416	33.79	1,18,309	24,524	21.09	1,62,548	60,686	37.30	1,33,705	18,102	13.51	53.41	59	26.18	24	
Gadavari, East ...	1,92,545	24,357	12.65	1,78,002	24,570	13.80	2,30,814	46,330	20.02	2,12,374	43,287	2.97	51.99	53	18.98	10	
Do. West ...	4,719	982	20.80	79,053	21,422	27.09	8,482	787	9.28	64,433	19,273	29.90	81.50	20	13.66	18	
Guntur ...	2,91,981	61,019	20.87	2,65,462	80,817	30.37	3,56,103	96,722	27.17	2,59,071	63,559	23.60	29.28	39	12.33	18	
Kanara, South ...	2,70,749	43,543	17.72	8,75,476	2,38,733	26.70	2,84,556	63,528	21.97	7,82,272	1,71,679	21.95	56.23	60	16.08	8	
Kistna ...	90,836	25,021	27.67	1,70,976	24,715	14.46	1,11,867	27,990	26.11	2,35,161	33,738	13.64	23.70	54	82.24	20	

Kurnool ...	1,01,908	49,207	48·28	31,894	10,628	33·83	1,05,848	87,627	35·72	31,269	6,234	19·93	36·88	13	87·12	40
Madras ...	36,51,262	2,43,596	6·67	8,81,977	36,233	4·12	38,91,809	2,28,776	5·75	10,62,117	38,092	3·58	63·80	46	8·29	9
Madura ...	2,33,402	51,056	21·88	7,13,801	46,565	6·43	2,90,151	56,789	19·57	7,45,046	72,051	9·67	33·79	39	12·85	12
Malabar ...	99,872	49,843	49·98	2,18,861	69,969	32·05	1,34,010	55,703	41·57	2,39,698	73,394	30·62	73·04	64	19·43	36
Nellore ...	1,68,352	37,780	22·45	57,085	9,399	16·47	1,91,419	61,602	32·25	61,886	13,246	21·40	11·31	54	26·09	23
Nilgiris, the ...	1,01,201	18,438	18·26	57,697	12,862	22·29	1,43,893	24,662	17·62	66,899	19,472	15·77	33·74	51	11·91	...
Rāmnād ...	2,47,103	62,228	25·18	1,85,033	43,883	23·72	3,24,850	84,002	25·89	1,42,650	29,231	20·51	25·39	8	22·62	29
Salem ...	2,62,333	1,05,268	40·13	8,21,305	63,217	8·30	3,43,022	89,506	25·10	7,52,938	49,675	6·60	34·69	64	16·53	7
Tanjore ...	5,83,834	1,43,971	24·66	3,54,656	40,781	11·50	6,45,585	1,96,156	30·38	3,72,583	49,533	13·28	37·91	52	17·71	16
Tinnevely ...	4,43,555	63,470	14·31	1,97,008	29,329	15·14	5,10,644	1,03,838	20·84	1,10,661	32,445	29·34	53·13	48	13·99	15
Trichinopoly ...	15,27,357	1,34,790	8·82	4,40,808	46,988	10·66	15,39,913	1,49,628	9·42	5,49,840	82,321	5·88	35·13	43	16·17	11
Visagapatam ...	1,87,946	40,290	21·45	3,59,816	63,675	19·09	2,23,250	35,410	15·88	4,01,709	75,681	18·83	52·81	34	16·97	11
Gōdāvari Ageony	2,141	2,141	1,074	50·16	2,760	2,058	74·56	11·11	48	23·00	72

APPENDIX No. 5—SECTION II (a) AN

Name of the district.	Societies which are good in their working and do not depend on outside agency for help except for final audit.				Societies which are able to manage their affairs themselves and which can afford to have a few defaulters and whose accounts need not be faultless.				All other societies that come under class D.				Bad societies which will be cancelled should they fail to come under class C within two years.				Total.
	A	B	C	D	A	B	C	D	A	B	C	D	A	B	C	D	
Anantapur			2				106					18				126	
Arcot, North	6		86				481					73				646	
Do. South			18				593					14				536	
Bellary	1		8				111					14				134	
Chingleput	2		20				75					26				123	
Chittoor	3		20				166					63				262	
Coimbatore	6		89				258					58				411	
Cuddapah			12				199					12				223	
Ganjām	8		29				282					12				331	
Godāvari, East	14		76				118					78				286	
Do. West	13		119				103					10				245	
Guntur	16		62				251					30				359	
Kanara, South	9		80				217					93				399	
Kistna	10		68				122					13				213	
Kurnool	1		11				25					8				45	
Madras	7		20				7					5				89	
Madura			6				46					2				54	
Malabar	6		60				163					22				251	
Nellore	6		73				189					47				265	
Nilgiris, The	1		9				45					7				62	
Rāmnād	2		9				74					9				94	
Salem	2		35				243					58				338	
Tanjore	14		52				104					22				192	
Tinnevely	169		142				356					21				688	
Trichinopoly	10		46				185					19				260	
Vizagapatam	65		168				202					16				451	
Ganjām Agency			2													2	
Godāvari Agency			7				3					1				11	
Vizagapatam Agency			9				3									12	
Total	371		1,336				4,590					751				7,048	

(b).—Classification of Societies.

Number of societies in which collections of principal to demand by members were					Dormant societies which have not given any loans in the last 12 months.	Societies in which no loans have yet fallen due.	Total.
95%	70%	55%	40%	Below 40%			
I	II	III	IV	V	VI	VII	
6	19	9	12	69	...	11	126
53	74	71	81	173	123	71	646
27	48	98	49	300	43	43	536
13	18	14	9	37	31	14	134
7	14	7	8	38	34	17	123
10	19	13	24	130	47	9	262
67	82	31	39	37	117	38	411
2	7	1	9	122	78	4	223
110	49	26	18	34	14	80	331
48	68	18	15	36	84	17	286
89	54	13	19	21	23	28	245
64	49	29	27	78	65	47	359
24	92	43	40	72	115	13	399
48	46	16	11	41	34	17	213
1	2	3	7	16	11	5	45
11	11	2	3	5	8	4	39
5	8	4	5	5	26	1	54
15	33	22	24	96	38	24	251
37	44	29	30	54	44	27	265
1	4	6	5	9	33	4	62
15	9	5	...	6	53	6	94
22	28	16	22	61	140	49	338
17	25	27	20	51	43	9	192
169	142	65	82	209	21	...	688
34	44	27	15	31	71	38	260
143	63	33	16	50	123	23	451
...	2	2
...	2	1	8	...	11
3	5	2	...	1	1	...	12
1,041	1,055	580	590	1,782	1,423	597	7,048

APPENDIX No. 6.—Agricultural, Purchase, Purchase and Sale,

SECTION I.—PURCHASE, PURCHASE

District.	Number of societies.	(a) Purchase as owner.			
		Value of goods on hand at the beginning of the year.	Value of goods bought during the year.	Value of goods sold out of columns 3 and 4.	Value of goods on hand at the end of the year.
(1)	(2)	(3)	(4)	(5)	(6)
		Rs.	Rs.	Rs.	Rs.
Anantapur	5	495	15,933	16,273	155
Arcot, North	11	1,378	1,482	1,835	1,030
Do. South	13	840	698	738	340
Bellary	5
Chingleput	17	183	48	81	150
Coimbatore	10	4,649	11,701	14,869	2,128
Cuddapah	3
Ganjānu	1
Godāvāri, East	2	214	375	470	211
Kanara, South	57
Kurnool	2	18	...	8	9
Madras	1	...	60,821	71,793	...
Madura	2	665	9,898	10,572	572
Malabar	1	...	8,012	7,797	400
Nellore	1
Rāmnād	5	10,817	18,865	21,349	9,779
Salem	3	18	...	17	...
Tanjore	16	2,404	16,717	16,998	2,124
Tinnevely	7	2,277	18,727	20,969	1,505
Trichinopoly	5	2,422	30,747	24,738	5,491
Vizagapatam	2
Gaujām Agency	3	3,527	6,853	6,941	3,762
Vizagapatam Agency	9	2,119	5,183	6,967	2,202
Godāvāri, East	2
Total	133	(a) 31,328	2,06,586	2,22,190	29,858

(a) Includes Rs. 562 to audit and transfer.

Production, Production and Sale Societies, 1928-29.

AND SALE SOCIETIES.

(b) Sale as owner.			(c) Advances on produce or finished products. Loans given on the pledge of produce or goods.			
Value of goods on hand at the beginning of the year.	Value of goods purchased from members during the year.	Value of goods sold to outsiders out of goods in columns 7 and 8 during the year.	Amount outstanding at the beginning of the year.	Advanced during the year.	Repaid during the year.	Balance outstanding.
(7)	(8)	(9)	(10)	(11)	(12)	(13)
			Rs.	Rs.	Rs.	Rs.
...	6,065	18,566	18,785	10,846
...	5,873	2,300	2,986	5,007
...	3,814	1,229	4,223	820
...	4,153	25,294	19,068	10,381
...	220	..	220
...	1,21,927	3,22,447	3,35,894	1,08,480
...	60	1,140	760	440
...
...
...	43,756	20,172	15,668	48,260
...	8,407	12,450	8,718	12,139
...
...
...
...
...
...
...	40,385	47,930	56,058	41,259
...	8,710	1,26,846	1,11,445	24,110
...	9,129	1,857	7,172
...	7,390	2,635	4,755
...
...
...
...	(b) 2,51,950	5,95,111	5,73,178	2,78,883

(b) Includes Rs. 4,248 due to audit and transfer.

SECTION I.—PURCHASE, PURCHASE AND SALE SOCIETIES—cont.

District.	(d) Purchase and sale as agent.			Working capital.	Cost of management.	Net profit or loss.	
	(14)	(15)	(16)			(19) Plus.	(20) Minus.
Anantapur	Rs. ...	Rs. ...	Rs. ...	Rs. 16,412	Rs. 534	Rs. 536	Rs. 7
Arcoṭ, North	18,076	170	602	1,927
Do. South	71,078	1,803	4,210	452	198	285
Bally	1,24,387	2,603	16,369	1,478	1,329	47
Chingleput	20,632	1,812	937	469
Colimābare	1,50,288	8,548	4,688	659
Cuddapah	1,011	13	13	10
Ganjām	42,630	138	116
Godāvāri, East	1,180	35	5	214
Godāvāri, South	28,610	646	72,272	1,094	3,149	4,272
Kurnool	648	25	16,984	85	150
Madras	17,177	11,826	238	6,300
Madura	727	339	238
Malabar	1,280	268	241
Nellore	75	59
Rāmnād	17,766	832	676	4,263
Salem	1,976	120
Tanjore	66,458	1,766	1,634	1,878
Tinnevely	2,59,080	1,821	27,279	2,868	1,479	210
Trichinopoly	21,178	1,486	876	329
Vissāpatsam	87,459	88,298	2,168	8,732	2,324	28	223
Ganjām, Agency	12,191	770	357	310
Visākapatnam Agency	29,011	891	1,621	86
Godāvāri, East	385	19
Total	88,102	5,67,081	7,720	5,64,487	37,203	18,545	21,763

APPENDICES

SECTION II.—PRODUCTION, PRODUCTION AND SALE SOCIETIES.

District.	Number of societies.	Value of raw materials purchased for use by societies.	Value of raw materials produced for sale or for conversion into finished products.	Value of goods prepared for market and sold to members as owner.	Value of goods prepared for market for commission.	Working capital.	Net profit or loss.	
							Plus.	Minus.
(1)	(2)	(3)	(4)	(5)	(6)	(7)	(8)	(9)
		Rs.	Rs.	Rs.	Rs.	Rs.	Rs.	Rs.
Arcot, South	2	6,793	150	8,769	175	1,50,943	862	21,937
Chingleput	86	31,987	985	836	151
Coimbatore	1	9,236	...	535
Kanara, South	1	14,443	...	767
Madura	1	...	12,390	7,385	174	...
Total	41	6,793	12,540	8,769	32,162	1,82,942	1,872	23,420

APPENDIX No. 7—SECTION I.—Particulars of joint purchase made by

District. (1)	Agricultural requisites.		Manure.	
	Monsoon ploughs.	Others.	Fish-guano, fish manure, bonemeal, etc.	Oil-cake.
	(2)	(3)	(4)	(5)
	RS.	RS.	RS.	RS.
Anantapur
Arcot North
Arcot South
Bellary	570
Chingleput	190	...
Coimbatore
Cuddapah	345	2,072
Ganjam
Godāvari, East
Godāvari West
Guntūr	1,452	98
South Kanara	6	1	231	...
Kistna	46	1,616	8,173	...
Kurnool
Madras
Madura
Malabar	6	24	...
Nellore	37,556	...
Nilgiris, the	42	241	...
Ramnad	25	265
Tanjore	14	...
Tinnevely	168
Trichinopoly	320	1,17,210	...
Vizagapatam
Total	77	2,818	1,65,435	2,170

APPENDIX No. 7—SECTION II.—Particulars of joint sale made by

District. (1)	Paddy.	Tobacco.	Cotton.
(1)	(2)	(3)	(4)
	RS.	RS.	RS.
Anantapur
Kistna	7,599
Kurnool	10,000
Madura
Malabar	6
Nilgiris, the	9,705	1,762
Total	6	9,705	19,361

societies other than those referred to in Appendices Nos. 6 and 8.

Food-stuffs.		Cloths.	Cattle food and miscellaneous articles.	Total.	Estimated savings.	Advances made in the year on the pledge of produce and standing crops.
Rice.	Other articles.					
(6)	(7)	(8)	(9)	(10)	(11)	(12)
RS.	RS.	RS.	RS.	RS.	RS.	RS.
...	...	85	21	56	...	2,150
...	10,475
...	31,459
12,728	...	3,629	10	16,937	1,449	250
332	...	1,336	...	1,898	75	1,01,502
...	15,208	294	...	18,502
800	297	208	...	3,222	381	...
...	7,500
58	58	2	2,03,089
...	2,84,184
3,051	4,601	...	63,461
...	298	...	10,314
16,338	28	478	...	26,719	789	60,830
...	...	19,077	643	19,720
5,854	19,350	31,320	...	56,524	2,680	...
...	2,650
...	30	4	1,266
...	1,179	88,735	1,046	23,341
1,784	...	24	...	2,040	253	...
...	281
2,569	2,583	20	1,41,410
...	108	...	14,174
88	1,18,638	1,568	50,095
...	...	1,025	20,308
43,122	32,883	57,422	1,853	3,05,880	9,685	10,36,105

societies other than those referred to in Appendices Nos. 6 and 8.

Mats.	Jaggery.	Lunghis.	Groundnut and coconuts.	Other articles.	Total.	Approximate gain.
(5)	(6)	(7)	(8)	(9)	(10)	(11)
		RS.	RS.	RS.	RS.	RS.
...	50	50	...
...	8,060	...	15,659	123
...	...	18,186	6,960	643	35,769	3,000
...	12,57,347	12,57,347	3,565
...	24	30	4
...	11,467	1,488
...	...	18,186	15,020	12,58,064	13,20,322	8,130

APPENDIX No. 8.—*Non-Agricultural*
SECTION I.—PURCHASE, PURCHASE AND SALE SOCIETIES

District.	Number of societies.	(a) Purchase as owner.				(b) Sale as owner.		
		Value of goods on hand at the beginning of the year.	Value of goods bought during the year.	Value of goods sold to members (out of goods in columns 3 and 4) during the year.	Value of goods on hand at the end of the year.	Value of goods on hand at the beginning of the year.	Value of goods purchased from members during the year.	Value of goods sold to outsiders (out of goods in columns 7 and 8) during the year.
(1)	(2)	(3)	(4)	(5)	(6)	(7)	(8)	(9)
I.—PURCHASE AND SALE.								
		RS.	RS.	RS.	RS.	RS.	RS.	RS.
Anantpur ...	4	...	2,131	2,598
Arcot, North ...	2	2,080	7,612	9,347	392
Do. South ...	10	8,371	80,816	83,215	8,184
Bellary ...	7	961	10,290	10,054	2,426
Chingleput ...	5	2,807	50,772	52,635	3,840
Chittoor ...	4	2,640	6,394	7,625	1,752
Coimbatore ...	7	24,562	1,47,566	1,63,063	21,175
Cuddapah ...	1
Ganjām ...	11	1,831	13,287	13,913	1,452
Godāvāri, East ...	12	1,154	11,415	11,696	2,930
Do. West ...	2	...	302	92	221
Guntūr ...	3	910	2,987	3,150	1,534
Kanars, South ...	5	1,029	12,438	13,411	1,405
Kistna ...	4	1,952	13,687	15,428	2,224
Kurnool ...	8	442	20,587	19,811	2,648
Madras ...	5	1,17,601	11,31,780	11,45,302	1,77,165
Madura ...	5	47,470	1,70,229	1,95,041	36,680
Malabar ...	45	12,166	1,34,564	1,35,659	15,673
Nellore ...	3	1,185	4,876	5,123	870
Nilgiris, the ...	2	10,367	1,29,964	1,33,198	7,133
Bāmnād ...	7	14,838	1,40,770	1,66,079	11,417
Salen ...	4	444	4,394	4,787	267
Tanjore ...	11	10,486	54,901	56,744	8,643
Tinnevely ...	4	2,396	35,744	37,047	1,660
Trichinopoly ...	7	6,953	26,532	29,545	3,940
Vizagapatam ...	13	59,592	40,251	64,474	42,429
Do. Agency ...	3	154	1,465	1,518	197
Godāvāri Agency ...	1
Total ...	195	3,32,391	22,55,754	23,70,555	3,55,977
		(a)						

(a) Excludes Rs. 3,274 due to audit and transfer.

Trading Societies, 1928-29.

EXCLUDING SUCH SOCIETIES FOR WEAVERS.

	(c) Advances on produce or finished goods. Loans given on the pledge of products or goods.			(d) Purchase and sale as agent.		Not profit or loss.
	(10)	(11)	(12)	(14)	(15)	
Amount outstanding at the beginning of the year.	Rs.	Rs.	
Advanced during the year.	
Repaid during the year.	
Balance outstanding at the end of the year.	
Value of domestic or agricultural requirements or raw materials or other necessaries purchased for distribution to members during the year.	Rs.	Rs.	
Value of goods of members sold to the public.	
Savings effected to members.	Rs.	Rs.	
Working capital.	Rs.	Rs.	
Cost of management.	Rs.	Rs.	
Plus.	Rs.	Rs.	
Minus.	Rs.	Rs.	
	15,659	128	128	1,44,094	1,23,711	51,973
						23,164

SECTION II.—PRODUCTION, PRODUCTION AND SALE

District.	(a) Purchase as owner.					(b) Sale as owner.		
	Number of societies.	Value of goods on hand at the beginning of the year.	Value of goods bought during the year.	Value of goods sold to members (out of goods in columns 2 and 4) during the year.	Value of goods on hand at the end of the year.	Value of goods on hand at the beginning of the year.	Value of goods purchased from members during the year.	Value of goods sold to outsiders (out of goods in columns 7 and 8) during the year.
(1)	(2)	(3)	(4)	(5)	(6)	(7)	(8)	(9)
PRODUCTION, PRODUCTION AND SALE.	RS.	RS.	RS.	RS.	RS.	RS.	RS.	RS.
Arcot, South	1
Ganjām	1
Godāvāri, East	1	4,480	1,764	2,965	4,266
Kanara, South	1
Kistna	1
Kurnool	1
Madras	7	22,816	22,816
Madura	1
Malabar	1
Nellore	1	1,010	535	2,066
Rāmnūd	1	138	138
Salem	1
Tanjore	1	...	3,680	2,300	1,380
Visagapatam	1	2,325	8,779	8,496	3,887
Total	20	(a) 8,943	14,228	13,761	9,701	1,010	238	24,882

(a) Excludes Rs. 1,109 due to

SOCIETIES (STORES) EXCLUDING SUCH SOCIETIES FOR WEAVERS.

(c) Advances on produce or finished goods. Loans given on the pledge of products or goods.				(d) Purchase and sale of raw material.					Net profit or loss.	
Amount outstanding at the beginning of the year.	Advanced during the year.	Repaid during the year.	Balance outstanding at the end of the year.	Value of domestic or agricultural requirements or raw materials or other necessaries purchased for distribution to members during the year.	Value of goods of members sold to the public.	Savings effected to members.	Working capital.	Cost of management.	Plus.	Minus.
(10)	(11)	(12)	(13)	(14)	(15)	(16)	(17)	(18)	(19)	(20)
RS.	RS.	RS.	RS.	RS.	RS.	RS.	RS.	RS.	RS.	RS.
...	3,122	27	...	302
...	2,418	4	..	219
...	427	674	521	..
...	305	27
...	28	4
...	1,228	1	...	49
...	120	...	19	..
...	1,006	227	...	75
...	32	2
3	2,110	226	433	..
...	282	2
...	1,066	103
...	9,933	2,850	238	..
...	2,706	482	673	..
3	24,783	4,490	1,874	783

audit and transfer.

SECTION III-A.—PURCHASE, PURCHASE AND

District.	Number of societies.	Value of raw materials.			
		On hand at the beginning of the year.	Bought during the year.	Sold during the year.	On hand at the end of the year.
(1)	(2)	(3)	(4)	(5)	(6)
		RS.	RS.	RS.	RS.
Arout, North	4	2,053	7,080	9,634	43
Do. South	4	...	441	346	95
Bellary	1	...	90	100	...
Coimbatore	6	1,396	4,068	4,646	473
Ganjām	6
Gōdāvari, East	3
Guntūr	2	45	45
Kanara, South	1	15	...	19	...
Kistna	3	3	...	3	...
Madras	1	...	900	901	...
Madura	1	4,813	72,231	74,592	4,320
Malabar	3	72	2,405	2,224	166
Nellore	2
Rāmnād	4
Salem	2	583	443	1,026	...
Vizagapatam	2
Total	46	(a) 8,980	87,658	93,491	5,142

(a) Includes Rs. 602 due

(b) Includes Rs. 796 due

SALE SOCIETIES EXCLUSIVELY FOR WEAVERS.

Value of finished products.				Working capital.	Cost of management.	Net profit or loss.	
On hand at the beginning of the year.	Purchased from members during the year.	Sold to the public during the year.	On hand at the end of the year.			Plus.	Minus.
(7)	(8)	(9)	(10)	(11)	(12)	(13)	(14)
RS.	RS.	RS.	RS.	RS.	RS.	RS.	RS.
1,632	14,907	16,139	133	8,111	968	25	2,396
1,775	3,016	3,536	1,602	3,295	498	34	328
...	86	86	...	712	23	125	...
...	5,643	35	312	711
...	12,539	84	290	568
...	10,356	42	8	441
...	7,998	18	2	786
...	520	39	67	...
...	580	10	100	8
...	5,728	24	272	...
...	31,507	2,755	2,908	...
...	1,405	16	39	48
...	2,173	11	51	69
56	...	50	0	15,418	163	...	586
3,339	...	3,450	...	1,377	77	164	...
...
(b) 6,802	18,008	23,261	1,741	1,08,862	4,763	4,400	5,936

to audit and transfer.

to audit and transfer.

SECTION III-B.—PRODUCTION, PRODUCTION AND SALE SOCIETIES
EXCLUSIVELY FOR WEAVERS, 1923-29.

District.	Number of societies.	Value of raw materials purchased for use by societies.	Value of raw materials produced for sale or for conversion into finished product.	Value of goods prepared for the market and sold to members as owner.	Value of goods prepared for the market for commission.	Loans given on the pledge of goods.	
						Amount outstanding at the beginning of the year.	Advanced during the year.
(1)	(2)	(3)	(4)	(5)	(6)	(7)	(8)
		RS.	RS.	RS.	RS.	RS.	RS.
Anantapur... ..	3
Chingleput	1	441
Godāvāri, West	5	16,965	..	18,867
Kistna	1	4,055	..	3,235
Total	10	21,020	..	22,543

District.	Loans given on the pledge of goods—cont.		Purchase and sale as agent.				Net profit or loss.		
	Repaid during the year.	Balance outstanding.	Value of domestic or agricultural requirements or raw materials or other necessities purchased for distribution to members during the year.	Value of goods of members sold to the public.	Savings effected to members.	Working capital.	Cost of management.	Plus.	Minus.
	(9)	(10)	(11)	(12)	(13)	(14)	(15)	(16)	(17)
	RS.	RS.	RS.	RS.	RS.	RS.	RS.	RS.	RS.
Anantapur	13,955	63	44	614
Chingleput	7,410	78	..	2,053
Godāvāri, West	21,777	1,074	225	3,652
Kistna	2,895	30	..	168
Total	47,037	1,245	269	7,077

Section III-C.—CREDIT SOCIETIES OF WHICH WEAVERS FORM
MORE THAN 80 PER CENT OF THE MEMBERS.

District.	Number of societies.	Paid-up share capital.	Deposits of members.	Loans from societies and non-members.	Loans from Government.	Reserve fund.	Working capital.	Cost of management.	Net profit or loss.		Value of joint purchase of raw materials for members.	Value of joint sale of finished products sold to the public on behalf of the members.
									Plus.	Minus.		
(1)	(2)	(3)	(4)	(5)	(6)	(7)	(8)	(9)	(10)	(11)	(12)	(13)
		Rs.	Rs.	Rs.	Rs.	Rs.	Rs.	Rs.	Rs.	Rs.		
Arcot, North ...	7	6,120	...	55,047	...	3,118	64,283	287	1,658	2,393
Do. South ...	2	1,466	...	12,618	...	499	14,583	103	91	201
Bellary ...	4	3,538	1	9,442	...	672	13,654	66	341	1,179
Chingleput ...	15	25,249	4,229	1,35,095	...	16,924	1,81,497	2,268	4,805	942
Coimbatore ...	10	8,547	119	65,174	...	12,695	86,536	647	3,038	172
Cuddapah ...	5	866	...	2,446	...	3	3,315	7	19	189
Ganjām ...	1	67	...	500	567	19	...	48
Godāvari, East.	3	1,691	...	8,986	...	179	10,856	42	8	441
Guntūr ...	7	1,889	...	7,055	...	150	9,094	50	68	194
Kurnool ...	5	868	...	4,040	...	50	4,958	27	55	536
Madara ...	2	1,395	...	7,828	...	184	9,407	12	10	937
Malabar ...	1	375	71	446	48	47
Rāmnād ...	2	653	...	4,104	...	419	5,176	41	...	258
Tanjore ...	2	7,546	13,968	32,973	...	705	55,187	326	424	100
Tinnevely ...	8	3,100	...	9,922	...	336	13,358	174	300	164
Trichinopoly ...	12	7,287	11	66,227	...	6,848	80,368	883	1,787	2,059
Total ...	86	70,657	18,323	4,21,457	...	42,847	5,53,284	4,991	2,649	9,813

APPENDIX No. 9—SECTION I.—Civil suits and decrees, 1928-29.

(1)	(2)	(3)	(4)	(5)	(6)	(7)	(8)	(9)		(10)		(11)		(12)		(13)		(14)		(15)		(16)		(17)		(18)				
								Obtained in previous year and pending execution at the beginning of the year.	Obtained during the year.	Total.	Ra. 50 and below.	Above Ra. 50.	Simple money decrees.	Mortgage decrees.	Without execution proceedings.	After taking execution.	Or the number in Column (13) (2) the number executed through village and panchayat courts.	Ra. 50 and below.	Above Ra. 50.	Total.	Simple money decrees.	Mortgage decrees.								
(a) Agricultural Societies.	Pending disposal at the beginning of the year.	Filed during the year.	Total.	Claims satisfied before decree.	Decreed during the year.	Pending disposal at the end of the year.	Amount involved in the cases in column (8).	Of the No. in Col. (9) No. of decrees for	Of the No. in Col. (11) (1) No. of	Of the No. in Col. (13) (2) No. of	Of the No. in Col. (15) (1) No. of	Total amount involved in claims pending execution.																		
	Anantapur ...	26	24	48	1	22	4,228	89	92	111	77	34	67	10	7	10	...	60	81	94	47	13	7,978							
	Arond, North ...	10	38	43	2	31	468	12	81	43	32	11	32	...	1	1	...	81	10	41	31	...	8,089							
	Arond, South ...	19	59	78	2	43	2,014	37	48	80	44	36	33	12	18	2	...	39	22	60	27	11	4,978							
	Bahary ...	2	4	2	6	...	6	6	52	
	Chingleput	65	65	...	3	52	990	72	52	124	69	55	62	4	11	9	...	52	51	103	52	6	4,774						
	Chittoor ...	24	2	26	...	15	642	17	16	32	11	21	9	3	1	3	...	11	17	28	6	5	3,722							
	Colihahale ...	4	2	6	...	2	464	17	3	20	9	11	6	...	3	4	...	5	8	13	4	4	1,138							
	Gudlapha ...	2	...	2	21	2	28	...	28	
	Ganjam
	Godavari East.	...	44	44	44	...	44	44	27	17	27	...	13	1	...	16	14	80	16	...	977							
	Godavari West.
	Godavari West.
	Guntur ...	22	126	148	...	15	104	...	342	104	446	391	65	391	...	50	62	...	26	40	327	287	...	10,580						
	Kanara, South.	8	28	36	...	5	80	...	89	80	69	69	23	6	...	40	...	40	960						
	Kistana ...	1	...	1
	Kurnool ...	1	...	1	15	...	3	...	3	1

Madura	...	1	7	1	52	...	52	21	31	13	8	2	5	...	19	25	45	13	6	1,896
Malabar	40	201	241	6	189	55	1,853	766	180	946	869	77	830	39	66	68	22	708	104	312	673	38	20,701
Nellore	9	31	40	1	34	6	1,249	8	31	37	34	3	34	...	4	8	8	22	8	80	22	...	1,127
Nilgiris, the	2	...	2	2	...	2	...	2
Rāmnād	47	28	41	34	942	78	41	(14	103	11	99	4	7	11	9	86	10	96	82	4	2,223
Salem	7	17	75	7	11	6	935	33	11	49	28	21	23	6	...	1	...	23	22	48	21	5	1,284
Tanjore	6	9	24	...	10	5	1,418	39	10	49	48	6	33	10	5	4	4	34	6	40	24	10	4,211
Tinnevely	9	...	15	9	14	...	14	14	...	10	4	14
Trichinopoly	...	5	9	...	4	1	583	58	4	62	51	11	49	2	3	5	1	44	10	54	44	..	1,689
Vizagapatam	5
Vizagapatam Agency
Total, Unlimited	235	675	910	54	628	228	16,855	1,698	628	2,326	1,896	430	1,790	106	223	210	81	1,485	408	1,593	1,501	94	76,010
	(a)							(b)															

(a) Excludes Rs. 92 due to audit and transfer.

(b) Excludes Rs. 262 due to audit and transfer.

APPENDIX No. 9—SECTION I.—Civil suits and decrees, 1928-29—cont.

(1)	Number of suits preferred by societies in civil courts.							Number of decrees obtained by societies in civil courts.																	
	(2)	(3)	(4)	(5)	(6)	(7)	(8)	(9)	(10)	(11)	(12)		(13)		(14)			(15)			(16)			(17)	(18)
											Rs. 50 and below.	Above Rs. 50.	Simple money decrees.	Mortgage decrees.	Without execution proceedings.	After taking execution proceedings.	Of the number in column (13) (2) the number executed through village and panchayat courts.	Rs. 50 and below.	Above Rs. 50.	Total.	Simple money decrees.	Mortgage decrees.	Total amount involved in claims pending execution.		
Names of societies.	Pending disposal at the beginning of the year.	Filed during the year.	Total.	Claims satisfied before decree.	Decreed during the year.	Pending disposal at the end of the year.	Amount involved in the cases in column (7).	Obtained in previous year and pending execution at the beginning of the year.	Obtained during the year.	Total.	Rs. 50 and below.	Above Rs. 50.	Simple money decrees.	Mortgage decrees.	Without execution proceedings.	After taking execution proceedings.	Of the number in column (13) (2) the number executed through village and panchayat courts.	Rs. 50 and below.	Above Rs. 50.	Total.	Simple money decrees.	Mortgage decrees.	Total amount involved in claims pending execution.		
(b) Non-Agricultural Societies.							Rs.																		Rs.
Anantapur ...	5	6	11	...	11	14	11	25	13	12	12	1	1	9	...	4	11	15	4	1,526	
Aroor, North	9	9	1	2	6	3,863	22	2	24	9	15	9	...	1	6	...	9	9	18	9	2,028	
Do. South	21	21	...	16	5	976	12	16	28	11	17	11	4	...	12	12	24	12	1,318	
Bellary	1	1	...	1	1	1	...	1	
Chingleput ...	5	5	10	1	3	6	1,485	17	3	20	18	2	16	2	...	1	...	19	1	19	16	2	...	449	
Chittoor ...	1	...	1	1	10	...	10	6	4	6	6	4	10	6	585	
Coimbatore ...	1	...	1	...	1	15	1	16	10	6	10	10	6	16	10	932	
Cuddapah	
Ganjām ...	1	10	11	11	961	78	...	78	30	43	27	3	...	2	...	30	41	71	27	3	...	7,516	
Ganjām Agency	
Godāvāri, East	21	21	5	14	2	78	...	14	14	14	...	14	8	...	6	...	6	6	282	
Godāvāri Agency	
Godāvāri, West	
Guntūr ...	30	78	108	7	101	32	101	133	193	...	133	72	1,505	
Kanara, South	4	4	...	4	40	4	44	32	12	32	...	4	1	...	27	12	39	27	1,539	
Kistna	

Kurnool	19	...	19	10	9	10	2	...	10	7	19	...	10	...	1,576	
Madras	7	41	48	8	26	19	591	244	26	270	73	107	56	17	5	10	...	60	195	255	43	17	15,681	
Madura	8	28	26	6	9	11	327	40	9	49	37	12	36	1	2	8	...	34	10	41	33	1	2,173	
Malabar	10	...	10	...	5	5	146	13	5	16	16	2	16	...	5	1	...	10	2	12	0	...	299	
Nellore	12	24	36	...	35	1	4,268	62	35	97	21	76	21	...	19	13	...	14	51	65	14	...	1,918	
Nilgiris, the	8	...	8	8	...	8	...	8	
Rāmnād	8	25	33	2	31	32	31	68	68	...	63	...	12	7	
Salem	2	61	63	2	56	5	2,400	65	56	121	69	62	42	17	7	18	...	44	...	44	41	...	491	
Tanjore	8	17	25	7	9	9	1,884	9	9	18	11	7	8	3	2	3	...	52	44	98	35	17	10,293	
Tinnevely	6	...	5	5	32	...	32	20	12	15	5	32	
Trichinopoly	8	5	8	...	7	1	650	94	7	101	26	73	28	...	9	32	
Vizagapatam	1	...	1	1	...	1	20	40	60	20	...	17,448	
Vizagapatam Agency	1	...	1	1	...	3	
Total, Unlimited	101	351	452	40	331	51	17,099	854	331	1,185	623	562	574	49	126	162	...	58	448	449	897	407	41	68,367
	(a)							(b)																

(a) Excludes Rs. 68 due to audit and transfer.

(b) Includes Rs. 142 due to audit and transfer.

APPENDIX No. 9.—SECTION II.—References under Rule XIV of the Rules

District.	Number of references filed by societies.							Number of decisions of awards obtained by societies.			
	Pending disposal at the beginning of the year.	Filed during the year.	Total.	Claims satisfied before decree.	Decreed during the year.	Pending disposal at the end of the year.	Amount involved in the cases in column (7).	Obtained in previous years and pending execution at the beginning of the year.	Obtained during the year.	Total.	
(1)	(2)	(3)	(4)	(5)	(6)	(7)	(8)	(9)	(10)	(11)	
<i>(a) Agricultural.</i>							Rs.				
Anantapur	435	648	1,083	61	542	480	64,827	880	542	1,422	
Arcoot, North	602	1,583	2,185	180	877	1,128	1,99,619	2,105	877	2,982	
Do. South	324	1,358	1,682	60	945	677	1,08,795	1,674	945	2,619	
Bellary	147	203	350	24	315	111	23,294	225	215	440	
Chingleput	840	1,683	2,063	68	1,113	862	1,28,660	2,129	1,113	3,242	
Chittoor	32	392	424	37	264	183	38,326	709	264	973	
Coimbatore	431	1,019	1,450	157	876	417	81,368	1,929	876	2,805	
Cuddapah	199	281	480	2	305	173	29,608	448	305	753	
Gaujūm	28	196	224	29	129	63	8,185	206	129	335	
Ganjām Agency	8	1	9	2	7	17	7	24	
Godāvāri, East	104	655	759	132	456	171	32,393	1,659	456	2,115	
Godāvāri Agency	3	3	...	1	2	110	...	1	1	
Godāvāri, West	64	347	411	78	211	122	17,436	182	211	393	
Guntur	258	918	1,171	161	770	240	40,947	580	770	1,350	
Kanara, South	702	1,521	2,223	86	1,748	889	40,845	5,627	1,748	7,375	
Kistna	237	380	617	34	398	185	21,646	313	398	711	
Karnool	53	133	191	5	60	126	24,602	178	60	238	
Madras	
Madura	65	197	262	19	76	167	22,336	807	76	883	
Malabar	447	1,428	1,875	61	1,234	580	24,560	2,779	1,234	4,018	
Nellore	150	708	858	55	493	310	66,925	386	493	879	
Nilgiris, Tho	29	29	...	28	1	560	564	28	592	
Rāranād	207	507	714	37	467	210	36,588	1,514	467	1,981	
Salem	117	533	650	58	489	103	53,370	1,110	489	1,599	
Tanjore	281	967	1,248	106	835	247	48,150	2,840	835	3,675	
Tinnevely	196	1,514	1,710	168	1,303	239	23,490	1,678	1,303	2,981	
Trichinopoly	112	793	905	137	643	125	13,841	2,309	643	2,952	
Vizagapatam	179	188	367	50	128	189	19,719	418	128	546	
Do. Agency	104	104	6	81	17	1,527	6	81	87	
Total, Unlimited	(a) 5,763	18,281	24,044	1,813	14,694	7,537	11,52,247	(b) 33,372	14,694	47,066	
Total, Class I	
Total, previous year.	

(a) Excludes Rs. 640 due

(b) Excludes Rs. 1,741 due

APPENDICES

framed under the Act (Arbitration), 1928-29.

Number of decisions obtained by societies.												
Of the No. in Col. (11) No. of decrees for		Of the No. in Col. (12) (1) No. of		Claim satisfied during the year.		Of the No. in Col. (13) (2) the No. executed through village and panohayat Courts.	Pending execution at the end of the year.			Of the No. in Col. (15) (1) No. of		Total amount involved in claims pending execution.
Rs. 50 and below.	Above Rs. 50.	Simple money decrees.	Mortgage decrees.	Without execution proceedings.	After taking execution proceedings.		Rs. 50 and below.	Above Rs. 50.	Total.	Simple money decrees.	Mortgage decrees.	
(12)	(13)	(14)	(15)	(16)	(17)	(18)						Rs.
414	1,008	313	101	119	170	13	339	794	1,133	240	99	1,75,592
828	2,154	374	454	294	270	4	662	1,756	2,418	309	358	3,11,291
798	1,821	489	309	283	119	7	686	1,551	2,237	441	245	2,81,658
73	367	69	4	71	79	...	36	254	290	34	2	61,426
869	2,373	545	324	152	145	6	792	2,153	2,945	518	274	3,58,312
276	697	169	107	70	117	5	214	572	786	132	82	1,25,528
944	1,861	754	190	422	250	8	690	1,443	2,138	568	122	2,42,553
73	680	73	...	13	23	7	58	661	717	56	...	1,31,379
141	194	126	15	63	39	1	70	163	233	58	12	24,936
22	2	22	...	2	8	...	12	2	14	12	...	831
879	1,236	867	12	154	64	52	770	1,127	1,897	761	9	1,51,108
...	1	1
154	239	153	1	37	43	...	121	192	313	121	...	33,809
762	588	762	...	334	8	...	464	544	1,008	464	...	1,23,769
4,858	2,717	4,658	...	765	878	245	3,601	2,131	5,732	3,601	...	2,94,176
300	411	262	38	120	57	5	228	306	534	209	28	55,353
116	122	114	2	116	122	238	114	2	...
...	23,129
309	574	104	205	72	41	...	265	505	770	91	174	85,095
2,732	1,291	2,495	237	205	353	20	2,428	1,027	3,455	2,168	265	1,21,014
360	519	359	1	98	83	24	283	415	698	282	1	65,567
128	464	97	31	47	152	...	77	316	393	30	47	64,037
855	1,126	610	245	167	148	15	747	919	1,666	537	210	1,31,975
465	1,134	279	186	149	141	8	370	989	1,309	212	158	1,91,954
1,372	2,302	1,053	319	370	202	18	1,168	1,935	3,103	893	275	2,80,376
1,600	1,481	1,208	292	645	205	48	1,063	1,068	2,131	850	213	1,52,331
855	2,097	436	419	851	234	6	627	1,740	2,367	319	308	3,18,451
212	334	208	4	28	135	...	118	265	383	115	8	32,558
47	40	43	4	15	2	...	32	38	70	30	2	4,184
20,142	27,824	16,842	3,500	5,026	3,967	492	16,035	22,938	38,973	13,151	2,884	38,47,482
...
...

to audit and transfer.
to audit and transfer.

APPENDIX No. 9—SECTION II.—References under Rule XIV of the Rules

Names of societies.	Number of references filed by societies.							Number of decisions of awards obtained by societies.		
	Pending disposal at the beginning of the year.	Filed during the year.	Total.	Claims satisfied before decree.	Decreed during the year.	Pending disposal at the end of the year.	Amount involved in the cases in column (7).	(Obtained in previous year and pending execution at the beginning of the year.	Obtained during the year.	Total.
(1)	(2)	(3)	(4)	(5)	(6)	(7)	(8)	(9)	(10)	(11)
<i>(b) Non-Agricultural Societies.</i>							RS.			
Anantapur	89	115	204	71	80	53	9,491	112	80	192
Do, North	149	296	445	36	241	168	24,391	625	241	866
Arcot, South	156	643	799	80	637	82	13,342	588	637	1,226
Bellary	58	297	355	27	225	103	25,393	181	225	406
Chingleput	47	146	193	19	127	47	8,048	192	127	319
Chittoor	3	202	205	14	166	25	3,810	352	166	518
Coimbatore	115	832	417	50	276	121	33,168	434	276	710
Onddappah	37	269	306	4	241	61	13,316	234	241	475
Ganjām	24	147	171	18	153	101	153	254
Ganjām Agency
Godāvari, East	165	165	19	102	44	11,078	...	102	102
Godāvari Agency
Godāvari, West	5	25	30
Guntūr	86	441	527	110	314	103	13,650	279	314	593
Kanara, South	111	388	497	55	388	54	18,397	1,419	388	1,807
Kistna	2	69	71	3	55	13	15,718	256	55	311
Kurnool	27	58	85	10	39	38	5,366	41	39	80
Madras	137	329	466	26	333	107	3,811,011	298	333	631
Madura	22	401	423	31	283	109	34,909	399	283	682
Malabar	128	245	373	23	230	120	10,014	680	230	910
Nellore	47	47	2	32	13	2,424	37	32	69
Nilgiris, The	23	28	49	2	47	92	47	139
Rāmnād	109	277	386	39	222	125	16,555	368	222	590
Salem	88	137	175	12	128	36	2,457	223	128	351
Tanjore	104	729	833	104	649	80	49,256	842	649	1,491
Tinnevelly	20	221	241	30	107	104	7,913	392	107	699
Trichinopoly	176	157	333	20	280	53	4,400	465	260	725
Vizagapatam	100	327	427	85	254	88	11,162	285	254	539
Vizagapatam Agency
Total, unlimited	(a)1,766	6,487	8,253	890	5,615	1,748	6,66,397	(b)9,039	5,615	14,714
Total, class I
Total, previous year

(a) Excludes Rs. 190 due

(b) Excludes Rs. 1,227 due

framed under the Act (Arbitration), 1928-29—cont.

Number of decisions of awards obtained by societies.												
Of the No. in Col. (10) No. of decrees for		Of the No. in Col. (11) (1) No. of		Claim satisfied during the year.		Of the No. in Col. (13) (2) the No. executed through village and panchayat Courts.	Pending execution at the end of the year.			Of the No. in Col. (15) (1) No. of		Total amount involved in claims pending execution.
Rs. 50 and below.	Above Rs. 50.	Simple money decrees.	Mortgage decrees.	Without execution proceedings.	After taking execution proceedings.		Rs. 50 and below.	Above Rs. 50.	Total.	Simple money decrees.	Mortgage decrees.	
(12)	(13)	(14)	(15)	(16)	(17)	(18)						
62	130	32	30	28	24	...	45	100	145	18	27	Rs. 7,468
401	465	321	20	32	95	...	384	375	739	341	23	67,315
547	678	526	21	166	94	...	427	538	965	401	26	1,34,331
130	276	120	10	14	49	...	107	236	343	107	...	53,367
61	258	56	5	9	52	...	58	200	258	53	5	46,199
184	334	157	27	58	85	2	123	252	375	110	13	51,569
363	347	349	14	112	106	1	246	248	492	233	13	48,503
212	263	192	20	66	69	26	76	284	340	70	6	51,628
110	144	92	18	40	14	...	75	125	200	68	7	17,602
29	73	29	29	73	102	29	...	39,631
...
...
17	13	17	...	3	14	18	27	14	...	1,879
393	200	393	...	210	6	...	254	123	377	254	...	44,415
982	825	982	...	140	278	18	789	600	1,389	788	1	1,55,430
170	141	169	1	30	24	1	152	105	257	152	...	31,932
18	62	13	5	6	16	...	12	46	58	12	...	8,095
291	340	261	30	61	14	10	178	378	556	173	5	37,932
319	363	274	45	97	66	3	252	267	519	225	27	48,775
632	278	620	12	95	79	10	478	255	733	458	20	36,070
30	39	23	7	4	2	...	27	36	68	20	7	4,018
66	73	40	26	41	3	...	46	49	95	38	8	19,314
239	351	185	54	51	152	8	172	215	387	144	28	21,861
133	218	126	5	32	84	...	96	139	235	95	1	72,600
720	771	663	57	133	242	7	552	564	1,116	507	45	96,934
207	492	197	10	298	57	...	158	186	344	150	8	20,569
291	434	269	22	78	69	2	235	343	578	223	12	63,632
214	325	214	105	...	186	248	434	186	...	47,819
...
6,821	7,393	6,382	439	1,802	1,785	86	5,151	5,976	11,127	4,869	282	12,28,438
...
...

to audit and transfer.
to audit and transfer.

APPENDIX No. 10.—Societies under liquidation, 1928-29.

Name of the society.	Date of liquidation.	Assets remaining uncollected on 30th June preceding or on the date of liquidation.	Assets accrued during the year.	Assets collected during the year.	Assets.			Liabilities.		
					Remaining uncollected during the year.	On hand on the last day of the year.	Total (columns 6 and 7).	To members.	To non-members.	Total (columns 9 and 10).
(1)	(2)	(3)	(4)	(5)	(6)	(7)	(8)	(9)	(10)	(11)
ANANTAPUR DISTRICT.										
		RS.	RS.	RS.	RS.	RS.	RS.	RS.	RS.	RS.
1. Somandapalli Weavers' ...	4368 27 Sep. 23	...	1	1	...	404	404
2. Sankupalli ...	1347 22 Oct. 23	5,261	142	233	5,170	15	5,185	240	2,736	2,976
3. Kesapuram ...	432 29 Apr. 25	795	6	306	495	28	523	97	...	97
4. Udiripykonda ...	3622 25 July 27	2	9	11	...	124	124
5. Podiralla ...	5970 14 May 28	11,591	383	1,974	10,000	6	10,006	840	7,215	8,055
ARCOT, NORTH.										
1. Katpadi ...	851 20 May 16	1,383	175	121	1,437	113	1,550	133	691	824
2. Mangadu ...	823 3 Feb. 17	...	39	39	...	917	917
3. Vengodu ...	1011 10 Jan. 18	226	57	232	51	1,220	1,271
4. Iramangalam ...	1823 27 Mar. 25	11,655	1,961	1	13,615	11	13,626	384	6,200	6,584
5. Vellore Basket-makers' ...	865 26 Feb. 27	1,646	...	23	1,623	1	1,624	545	2,213	2,758
6. Vellore Trading Union ...	2308 18 Sep. 27	6,036	...	39	5,997	39	6,036	1,315	7,058	8,373
7. Kilpalur C.S. ...	1231 13 Aug. 27	...	30	30	...	639	639
8. Polur Danish Mission. ...	9934 10 Oct. 27	23	60	67	16	77	93	32	...	32
9. Velam Field Labourers' ...	5057 5 Nov. 27	1,600	190	942	848	341	1,189	141	625	766
10. Tiruvannamalai Conservancy ...	2644 9 Sep. 26	17	17	15	...	15
11. Usur Woodcutters' C.S. ...	5542 14 June 28	2,963	66	9	3,020	...	3,020	828	1,807	2,433
12. Ranipet Government Training School ...	837 14 Aug. 28	72	2	74	...	74	74	19	...	19
13. Malaicheri House Building ...	8883 24 Nov. 28	9,888	1,400	220	11,068	100	11,168	1,830	6,418	8,248
14. Puttuthaku Weavers' ...	8869 27 Feb. 29	47	23	70	...	27	27	20	...	20
15. Modanapalayam ...	4716 21 Dec. 27	8,484	972	1,021	8,435	173	8,608	270	6,368	6,638
16. Kanipambadi C.S. ...	8498 9 Feb. 29	19,298	...	3,258	16,040	67	16,107	1,534	9,852	11,386
17. Nattraipalli Trading Union. ...	3477 3 Mar. 29	6,230	6,230	...	6,230	8,763	300	9,123
18. Kaveripakkam Trading Union. ...	4918 11 Apr. 29	3,453	3,453	13	3,466	3,469	109	3,577
19. Polur Trading Union ...	3556 15 Apr. 29	5,235	...	100	5,135	637	5,772	5,285	679	5,964
20. Arkonam Public Servants' ...	10035 18 Feb. 29	5,622	5,622	48	5,670	1,332	3,877	4,709
ARCOT, SOUTH.										
1. Manakuppam C.S. ...	755 17 Dec. 15	247	66	66	247	1,440	1,687	131	...	131
2. Pernamathur ...	1053 27 Jan. 21	1,142	705	4	1,843	87	1,930	93	87	190

APPENDICES

APPENDIX No. 10.—Societies under liquidation, 1928-29—cont.

Name of the society.	Date of liquidation.	Assets remaining uncollected on 30th June preceding or on the date of liquidation.	Assets accrued during the year.	Assets collected during the year.	Assets.			Liabilities.		
					Remaining uncollected during the year.	On hand on the last day of the year.	Total (columns 6 and 7).	To members.	To non-members.	Total (columns 9 and 10).
(1)	(2)	(3)	(4)	(5)	(6)	(7)	(8)	(9)	(10)	(11)
ARCOY, SOUTH—cont.										
3. Chidambaram Stores ...	3591	20 Aug. 22	2	2
4. Vriddhachalam Stores ...	2984	11 Nov. 22	1	1
5. Merkanam Public Servants' ...	5748	30 June 23	33	2	2	33	63	96	87	8
6. Kandamangalam C.S. ...	7195	3 Nov. 24	24	24	...	24	43	...
7. Villupuram F.L.C.S.	4645	Do.	1,021	451	15	1,457	15	1,472	182	535
8. Periyanolambai	2792	6 Feb. 25	...	3	3	...	55	55
9. Sholavalli Building Society ...	G.982	12 May 27	14	14	117	131	128	...
10. Karankozhi ...	G.864	15 Dec. 27	6,600	805	11	7,294	388	7,682	209	5,271
11. Epakkam ..	5934	9 Apr. 28	4,539	778	43	5,274	29	5,303	150	4,232
12. Mannargudi Public Servants'	21 Oct. 28	429	15	132	312	101	413	227	134
13. Attur F.L.C.S.	20 Nov. 28	43	...	43	...	43	43	50	...
14. Villupuram Railway Gangmen	18 Feb. 29	558	27	11	574	11	585	172	179
15. Villupuram Stores.	6 Mar. 29	1,680	6	1,386	300	1,386	1,866	987	956
BELLARY.										
1. Magalam C.S. ...	66	23 July 22	1,375	95	95	1,375	2,546	3,921	325	...
CHINGLEPUT.										
1. Nanjipuram ...	158	19 Mar. 19	1,806	175	57	1,924	873	2,797	20	...
2. Kavanurpuducheri	637	26 Mar. 19	17,611	...	230	17,381	718	18,099	2,485	8,678
3. Kamalampundi...	134	Do.	11,364	1,079	150	12,293	2,329	14,622	760	94
4. Manampathi Kandigai ...	156	8 June 19	1,928	239	39	2,128	1,304	3,432	82	...
5. Kiluallattur ...	138	19 June 19	3,420	3,420	7	3,427	249	104
6. Conjeeveram Weavers' ...	2858	9 Oct. 19	7	7	6	...
7. Hanumanthandalam ...	163	1 July 20	1,461	348	479	1,331	1,393	2,724	91	...
8. Kinarkandigai ...	713	Do.	183	92	53	220	769	989	174	...
9. Sunambukulam.	373	Do.	5,997	390	38	6,354	463	6,817	812	23
10. Gummidipundi ...	591	Do.	7,075	589	195	7,469	223	7,692	463	478
11. Zamin Vayalar ...	1267	8 Nov. 23	29	...	29	...	401	401	16	...
12. Ponneri cheri ...	5126	29 Jan. 24	3,399	525	488	3,436	1,020	4,456	177	2,380
13. Mattur Christian.	2473	16 June 24	1,930	1,547	438	3,039	438	3,477	699	1,711
14. Tirupporur Trading Union ...	4196	23 July 24	86	86	...	86	34	...

APPENDIX No. 10.—Societies under liquidation, 1928-29—cont.

Name of the society.	Date of liquidation.	Assets remaining uncollected on 30th June preceding or on the date of liquidation.		Assets accrued during the year.		Assets collected during the year.		Assets.			Liabilities.		
		Rs.	RS.	RS.	RS.	RS.	RS.	RS.	RS.	RS.	RS.	RS.	RS.
(1)	(2)	(3)	(4)	(5)	(6)	(7)	(8)	(9)	(10)	(11)	(12)	(13)	(14)
CHINGLEPUT—cont.													
15. Oshukarai ...	453	5 Apr. 25	4,004	643	308	4,339	5	4,344	399	399
16. Ohingleput Municipal Menial	3508	22 Apr. 25	744	428	410	763	410	1,173	197	562	759
17. Rendankataikalai Adi-Dravida ...	4617	13 May 25	6,053	274	...	6,357	2	6,359	489	2,930	3,419
18. Kinar ...	2189	14 Dec. 26	4,553	791	467	4,877	467	5,344	216	3,380	3,626
19. Perumbair ...	744	3 Apr. 27	574	21	21	574	246	820	47	15	62
20. Ammanambakkam.	1693	13 Sep. 27	1,155	198	19	1,384	49	1,383	47	841	888
21. Kanakavallipuram ...	7212	27 Jan. 28	...	4	4	...	37	37	14	14
22. Bhimantope Arantbithi ...	7232	20 Mar. 28	400	34	6	428	86	514	80	256	336
23. Andankuppam ...	5041	9 Apr. 28	3,415	166	17	3,563	37	3,600	207	3,071	3,278
24. Nattamcheri ...	2575	27 May 28	873	49	8	914	8	922	134	360	494
25. Hasaapuram ...	2902	8 July 28	1,951	123	27	2,052	27	2,079	98	1,451	1,549
26. Numbal Pan-chama ...	4547	Do.	6,224	392	...	6,616	...	6,616	485	4,705	5,190
27. Mannavedu	6 June 28	19	19	16	3	19
28. Velur ...	G.535	2 July 28	3	3
29. Tiruvadanpudur. G	653	28 Nov. 26	3	8
30. Sekadu Cheri ...	8587	20 Aug. 28	5	...	4	1	...	1	1	1
31. Kattuvakkam ...	9879	8 Nov. 28	29	1	...	30	...	30	30	3	33
32. Manmadam	13 Dec. 27	5	5	...	5	5	3	8
33. Poonamalli Melaicheri ...	10757	30 Nov. 28	22	...	21	1	...	1	1	1
34. Nilankarai-kuppam ...	10942	18 July 28	3	3
35. Muttavakkam ...	G.453	15 Apr. 29	37	37	...	37	41	41
CHITTOOR.													
1. Tirupathi Stores.	4558	23 Apr. 22	5	5	5	5
2. Chittoor Stores	29 July 22	7	7	4	4
3. Pakala Trading Union	13 Dec. 27	1,101	121	...	1,222	...	1,222	916	12	928
4. Chittoor Building Society	9 May 28	8	16	7	17	4	21	6	8	14
5. Papasamudram	31 May 28	2,626	244	2,289	581	1,491	2,072	188	2,039	2,226
6. Vedyangadu Weavers...	...	29 July 28	63	14	77	...	78	78	...	6	6
7. Ushkayalopenta	30 Sep. 28	25	25	...	25	20	15	35
8. Peddar	19 Sep. 28	185	...	185
9. Gollapalle	8 Nov. 28	2,923	247	289	2,981	...	2,981	225	2,004	2,229
10. Kadagunta	8 Nov. 28	4,570	387	1,158	3,789	...	3,799	504	1,340	1,844
11. Kodukanthangal	28 Nov. 28	4,720	521	200	5,041	...	5,041	362	3,107	3,469
12. Melapadi	Do.	1,522	78	456	1,556	64	1,610	152	723	875
13. Peddamellella	Do.	4,907	502	242	5,167	...	5,167	193	4,068	4,261
14. Tikalamanda	Do.	54	4	4	54	4	58	10	28	38

APPENDIX No. 10.—Societies under liquidation, 1928-29—cont.

Name of the society.	Date of liquidation.	Assets remaining uncollected on 30th June preceding or on the date of liquidation.	Assets scored during the year.	Assets collected during the year.	Assets.			Liabilities.		
					Remaining uncollected on 30th June 1929.	On hand on 30th June 1929.	Total (columns 6 and 7).	To members.	To non-members.	Total (columns 9 and 10).
(1)	(2)	(3)	(4)	(5)	(6)	(7)	(8)	(9)	(10)	(11)
CHITTOOR—cont.										
15. Yemugondapalem. ...	28 Nov. 28	2,061	164	1,101	1,129	...	1,129	166	443	609
16. Punganur Zamindari Menials' ...	22 Dec. 28	462	42	...	504	...	504	130	82	162
17. Mutukuppelle ...	23 Mar. 29	Figures not received.								
18. Graem'spet Weavers' ...	30 Apr. 29	Figures not received.								
COIMBATORE.										
1. Kiranur ...	3599 14 Dec. 26	3,734	494	...	4,228	2	4,230	162	2,046	2,206
2. Oomayansetti Pudur ...	7099 30 July 28	5,596	738	166	6,188	113	6,281	557	4,239	4,796
3. Gobikadathur ...	6638 14 Sep. 28	4,527	479	324	4,682	204	4,886	349	3,509	3,856
4. Tolampaliyam ...	757 10 Nov. 28	9,944	1,050	540	10,459	363	10,822	636	6,309	6,945
5. Kolappalur Weavers' ...	9185 Do.	799	799	...	799	678	11	689
6. Gobi Pundupalavam	7800 24 Nov. 28	1,007	48	...	1,055	...	1,055	329	386	715
7. Aniyur Eleme- ntary teachers'	8169 18 Feb. 29	96	4	...	100	8	108	83	1	84
8. Andiyur Panchama ...	2343 15 Mar. 29	1,935	74	...	2,009	2	2,011	109	847	956
9. Ulgapuram ...	2296 15 Apr. 29	1,920	42	...	1,962	7	1,969	212	378	1,090
10. Sinnapapanthu ...	8284 Do.	144	144	10	154	85	...	85
11. Erode Chucklers'	4850 Do.	309	10	...	519	8	522	72	197	269
CUDDAPAH										
1. Pallavolu ...	4762 18 Feb. 28	6,898	3,465	1,429	8,934	5	8,985	628	3,245	3,873
2. Jaina palle ...	4101 1 Aug. 27	2,005	1,309	1,225	2,709	40	2,929	133	89	952
3. Bijiipalli ...	4898 31 July 28	4,316	141	253	4,504	26	4,530	670	3,050	3,720
4. Lakki eddipalle ...	21 Oct. 28	324	...	232	92	108	200	108	...	103
5. Gandur ...	20 Apr. 29	3	3
GANJAM.										
1. Borubhadra C.S. ...	3814 26 May 24	2,559	200	...	2,759	...	2,759	...	1,227	1,227
2. Burupada ...	3436 1 June 24	3,218	270	3,518
3. Bijiipalli ...	4898 31 July 28	346	...	346
4. Gudem ...	4985 Do.	676	300	225	751	...	751	38	27	65
5. Nandigam ...	4900 14 Aug. 28	1,837	305	816	1,126	...	1,126	49	40	89
6. Peddaguruvam ...	4372 Do.	1,862	210	121	1,951	...	1,951	...	1,054	1,054
7. Tumburu ...	4902 21 Oct. 28	1,522	...	1,522
8. Eppalapalli ...	4370 18 Dec. 28	622	...	622
9. Kottagraharam ...	4889 30 Jan. 29	1,476	109	461	1,124	...	1,124	...	226	226
10. Tekkali Vysya ...	2164 5 Mar. 29	10,868	...	7,104	3,764	...	3,764	40	4	44

APPENDIX No. 10.—Societies under liquidation, 1928-29—cont.

Name of society.	Date of liquidation.	Assets remaining uncollected on 30th June preceding or on the date of liquidation.	Assets accrued during the year.	Assets collected during the year.	Assets.			Liabilities.			
					Remaining uncollected on 30th June 1929.	On hand on 30th June 1929.	Total (columns 6 and 7).	To members.	To non-members.	Total (columns 9 and 10).	
(1)	(2)	(3)	(4)	(5)	(6)	(7)	(8)	(9)	(10)	(11)	
GODĀVARI, EAST.											
1. Gorinta	1916	19 July 23	1,169	1,169	468	1,637	587	...	587
2. Sankaraguptam ...	850	15 Apr. 24	217	3	8	217	114	331	54	...	54
3. Pasarlapudi ...	3338	22 Feb. 25	290	2	15	277	146	423	249	...	249
4. Modekurra ...	1661	1 Mar. 25	1,200	24	36	1,188	901	2,089	362	589	951
5. Vedalreva ...	2518	12 May 25	2,542	11	809	1,744	125	1,869	651	651	1,302
6. Ramachandra- puram Trading Union	1491	13 May 25	443	10	12	441	3	444	1,592	1,440	3,032
7. Jagannadhapuram Sri Krishna ...	8486	30 May 25	85	85	55	140	47	...	47
8. Prattipadu ...	3719	15 June 25	768	...	271	496	556	1,051	160	...	160
9. Maruvada ...	1547	21 Jan. 27	4,379	4,379	58	4,437	282	3,016	3,248
GODĀVARI, WEST.											
1. Aktivadu C.B.M. workers 3891.		13 Nov. 27	172	9	119	62	259	321	113	...	113
GUNTUR.											
1. The Yerrubalem Co-operative Society	4225	28 June 27	9,395	1,404	4,032	6,777	326	7,103	951	3,583	4,534
2. Yenikepadu	18 Feb. 29	4,119	751	1,176	3,694	69	3,763	465	1,133	1,598
3. Tenali Printing Works	5 Mar. 29	194	194	68	...	68
4. Nidamaru Christi- an C.S.	Do.	4,153	441	65	4,529	101	4,630	322	3,091	3,413
KANARA, SOUTH.											
1. Goodapur Guano, Factory Owners' Co-operative Society	4677	14 June 26	4,080	...	25	4,055	22	4,077	1,504	1,100	2,804
2. Yermal Mogers C.S.	6189	26 Mar. 27	341	...	300	41	...	41	29	39	68
3. Mangalore Guano Factory Owners.	2716	5 May 27	8,960	8,960	2	8,962	5,719	1,548	7,267
4. Kuderspady Grain Bank	30 July 27	54	54	...	54	47	...	47
5. Adhur Grain Bank	...	1 Aug. 27	58	58	...	58	56	11	67
6. Mangalore Labour Union	17 Mar. 28	1,136	...	138	998	7	1,005	544	136	679
7. Kasragod Public Servants	16 Mar. 28	40	...	40	...	12	12	8	...	8
8. Belar O.S. ...	1109	28 Jan. 23	110	110	12	122	617	324	941
9. Bela Lady of Dolours	972	22 Jan. 28	1,928	1,928	9	1,937	198	377	575

APPENDIX No. 10.—Societies under liquidation, 1928-29—cont.

Name of society.	Date of liquidation.	Assets remaining uncollected on 30th June preceding or on the date of liquidation.	Assets accrued during the year.	Assets collected during the year.	Assets.			Liabilities.			
					Remaining uncollected on 30th June 1929.	On hand on 30th June 1929.	Total (columns 6 and 7).	To members.	To non-members.	Total (columns 9 and 10).	
(1)	(2)	(3)	(4)	(5)	(6)	(7)	(8)	(9)	(10)	(11)	
KANARA, SOUTH—cont.											
10. Uppinangadi ...	1198	15 Feb. 25	9,505	...	1,949	7,556	1,025	8,581	1,191	5,615	6,706
11. Savanai ...	1812	18 May 25	71	...	9	62	..	62	352	43	395
12. Aryakarthyayani.	7347	10 Aug. 25	2,531	...	301	2,230	3	2,233	352	1,674	2,026
13. Adur Shri Malli- var ...	3885	16 Feb. 26	7,912	100	955	7,067	26	7,092	...	9,957	9,957
14. Ramakanja ...	2886	24 Apr. 26	7,834	...	1,293	6,541	59	6,600	1,073	6,205	7,278
15. Malady ...	2145	30 Apr. 26	158	...	158	...	17	17	859	...	359
16. Muliya ...	2837	16 May 26	9,542	...	1,420	8,115	9	8,124	598	7,223	7,809
17. Amemba ...	1913	22 Nov. 26	5,037	...	105	4,932	6	4,938	513	2,757	3,270
18. Mandekolu ...	7470	22 Dec. 26	1,422	...	75	1,347	2	1,349	177	882	1,009
19. Patla ...	3876	8 June 27	1,188	4,168	210	5,148	5	5,151	...	7,512	7,512
20. Farengipet	30 July 27	3,749	...	649	3,100	14	3,115	434	2,621	3,055
21. Polippu Mogiera, Ltd.	9 June 27	1,159	1,159	73	1,232	369	52	421
22. Hosakopla Mogi- era, Ltd.	17 Aug. 27	157	92	10	239	4	243	91	5	96
23. Kinnikambala	6 Feb. 28	10,554	...	3,404	7,150	5	7,155	1,889	4,715	6,604
24. Machina	12 June 28	1,516	...	735	781	4	785	255	89	343
25. Keyur	31 May 28	3,702	...	371	3,331	3	3,334	497	1,847	2,344
26. Jeppu	5 July 28	6,009	...	231	6,888	9	6,897	570	4,274	4,844
27. Kanara Kshatria.	...	26 Oct. 28	18,747	...	1,096	17,051	33	17,084	3,627	5,941	9,568
28. Knnagathur	29 Oct. 28	6,372	...	1,095	5,777	30	5,807	1,257	4,168	5,435
29. Puthur Govern- ment Servants.	...	8 Nov. 28	3,915	...	718	3,199	141	3,340	3,515	27	3,542
30. South Kanara Gar- den Planters	12 Nov. 28	1,03,539	...	10,648	92,891	93	92,984	33,776	46,096	79,872
31. Bellur C.S.	21 Nov. 28	2,860	...	711	2,149	1	2,150	1,818	...	1,818
32. Kudapur C.S.	28 Nov. 28	3,950	...	276	3,674	1	3,675	803	1,751	2,354
33. Karanji Grain Bank	5 Jan. 29	1,098	...	400	698	91	789	172	...	172
34. Addoor C.S.	30 Jan. 29	4,444	...	487	3,957	...	3,957	514	2,435	2,949
35. Kanvathirtha C.S.	4 Mar. 29	9,015	...	305	8,710	49	8,759	1,067	6,884	7,751
36. Gurpur C.S.	5 Mar. 29	7,568	...	611	6,957	...	6,957	1,387	5,021	6,408
37. Udippi Protestant Christians	19 Mar. 29	104	...	10	94	...	94	54	43	97
38. Kadlu	15 Apr. 29	5,198	...	155	5,043	11	5,054	236	3,575	3,811
KISTNA.											
1. Anamaupudi ...	1750	27 Feb. 21	570	570	...	570	2	584	566
2. Komalamudi ...	715	14 Mar. 21	1,787	13	...	1,780	...	1,780	832	655	987
3. Venkatapuram ...	84	2 Mar. 25	2,722	23	578	2,172	1,252	3,424	19	...	19
4. Peddagollapalem ...	1832	2 May 25	916	44	98	862	...	862	66	757	823
5. Rakshuamarga C.S. ...	6628	17 Feb. 26	1,288	12	1,300	...	263	263	261	...	261
6. Pulligedda ...	5905	21 July 26	5,285	18	287	5,018	...	5,016	1,080	2,883	3,743
7. Nutalapadu ...	1,819	11 Oct. 26	535	147	94	588	1	589	48	43	91

APPENDIX No. 10.—Societies under liquidation, 1928-29—cont.

Name of the society.	(2)	(3)	(4)	(5)	Assets.		(8)	(9)	(10)	(11)
					(6)	(7)				
KISRNA—cont.										
8. Masulipatam Stores ...	16 Jan. 27	125	4	90	40	127	176	170	2,273	170
9. Machavaram ...	16 June 27	5,680	588	2,267	4,011	135	4,011	611	2,884	2,884
10. Chinnaiah, s/o ...	16 Oct. 27	1,144	68	240	917	135	1,052	147	...	147
11. Keeravalli Appa-rowpet ...	21 Dec. 27	419	46	166	299	...	244	58	144	202
12. Pedana ...	1 Apr. 28	265	5	126	150	1	151	59	41	100
13. Devakota Ven-kapuram Spin-nets ...	26 Apr. 28	1,958	98	273	1,784	1	1,764	230	1,281	1,511
14. Kuviharam Weavers and ...	6 Feb. 28	1,011	85	840	206	617	823	898	299	1,182
15. Koodapalli Kurupol.	14 Mar. 28	1,015	7	381	631	1	632	308	340	649
1. Teangondla ...	16 Nov. 22	365	69	69	365	1,451	1,816	112	...	112
2. Pallala Cherruvu ...	18 July 28	4	...	4	4	...	4	12	...	12
3. Almakur A.R.M. ...	18 Sep. 28	301	7	119	189	5	194	80	49	189
4. Managala Christian ...	27 June 20	189	189	...	189	24	90	114
MADRAS.										
1. Madras Tramway Men's Union ...	23 June 22	2,555	10	130	2,435	438	2,878	953	...	953
2. Royapuram Indian Christian ...	16 June 24	986	8	60	934	370	1,304	158	...	158
3. Chinnadripet Stores ...	18 Feb. 23	3482	131	69	66	128	194	698	...	698
4. Rayapeta ...	3 May 22	6,813	50	55	6,808	407	7,215	1,012	4,583	5,595
5. Madras Leather Goods Factory ...	8 May 22	825	...	30	795	30	828	3,837	2,514	6,351
6. Kilnauk ...	18 Nov. 26	63	...	63	63	7	70	33	38	71
7. Madras Baptists ...	21 May 27	99	7	7	99	235	334	...	15	15
8. Semmancheri ...	Do.	509	10	10	499	365	864	285	264	559
9. Mysapore Nochi-kuppam ...	8 Sep. 27	857	...	20	837	34	871	441	90	531
10. Chinnadripet Methodist ...	13 May 23	723	2	2	723	66	789	204	690	864
11. Sagarikunta ...	18 Feb. 28	7	7	13	20	16	4	20
12. Perambur King George ...	14 Aug. 28	241	...	9	232	9	241	145	4	149
13. Presidency College Hostel Students ...	21 Oct. 28	35	...	35	...	35	36	35	3	38
14. Park Town C.S. ...	19 July 28
16. Adyar Narayana-swami Gardens ...	2 Mar. 29	3,472	3,476	...	3,476	1,200	16	1,216
16. Tenampet Cathedral ...	28 Feb. 29	936	936	...	936	357	...	357
17. Koyasore U.S. ...	Do.	481	75	75	481	76	557	198	82	230

Figures not received.

APPENDIX No. 10.—Societies under liquidation, 1928-29—cont.

Name of the society.	Date of liquidation.	Assets remaining uncollected on 30th June preceding or on the date of liquidation.	Assets accrued during the year.	Assets collected during the year.	Assets.			Liabilities.			
					Remaining uncollected during the year.	On hand on the last day of the year.	Total (columns 6 and 7).	To members.	To non-members.	Total (columns 9 and 10).	
(1)	(2)	(3)	(4)	(5)	(6)	(7)	(8)	(9)	(10)	(11)	
MADURA.											
1. Madakkulam ...	763	25 Feb. 23	1,080	205	45	1,240	2,057	3,297	565	44	609
2. Uttamapalayam Christian ...	2747	13 Nov. 23	266	36	283	19	208	227	48	...	48
3. Tevaram Panchamas ...	4674	17 Jan. 24	72	3	21	54	12	66	29	2	31
4. Pallapatti Christian ...	7172	17 May 26	0	...	6	...	20	20
5. Kilamangalam Panchama ...	5286	10 Sep. 26	537	55	37	555	...	555	71	267	338
6. Talipatti C.S. ...	4817	29 Oct. 26	3,125	375	...	3,500	...	3,500	226	2,401	2,627
7. R. Kombai ...	691	1 Nov. 28	606	88	33	661	717	1,378	80	25	85
8. Andersonpet ...	A662	21 June 27	Figures not received.					
9. Palaya Kannivedu.	1418	27 June 27	5,342	...	18	5,324	10	5,334	148	3,107	3,255
10. Kuttattupatti	17 Oct. 27	1,977	143	54	2,066	1,233	3,299	204	23	227
11. Peris Thandalaikkulam.	...	19 Oct. 27	1,547	95	58	1,584	...	1,584	170	218	388
12. Reddiapatti	Do.	4,127	1,409	7	5,529	...	5,529	168	2,607	2,770
13. Melur Christian Workers	9 Oct. 27	...	46	15	31	198	229	77	3	80
14. Ambadurai	22 Oct. 27	1,927	384	3	2,308	...	2,308	183	433	666
15. Ghinnalappatti	13 Nov. 27	...	571	11	550	...	560	86	255	341
16. Ammapatti	10 Sep. 27	149	23	156	16	207	223	77	14	91
17. Viriveedu	18 Sep. 27	2,387	287	14	2,660	...	2,660	254	481	735
18. Puliyampatti	9 Sep. 27	212	44	16	240	242	482	60	75	135
19. Erumalaisaickanpatti	18 Jan. 28	1,147	278	179	1,246	...	1,246	218	439	657
20. Erasakkankannur	21 Apr. 28	2,182	...	172	2,010	...	2,010	197	1,261	1,458
21. Ramaswami-puram	24 Apr. 28	244	244	7	251	90	5	95
22. Dindigul Purchase and Sale	4 Nov. 22	58	19	1	76	26	102	58	5	61
23. Dindigul Lock and Sale	8 Jan. 23	...	1	1	...	37	37
24. Cumbum Valley Labour	17 June 25	644	433	2	1,075	63	1,138	454	39	493
25. Dindigul Sourashtra Weavers	29 Oct. 27	88	88	340	428
26. Kesavapalayam Sacred Hearts	14 Mar. 28	210	14	11	213	44	257	104	5	109
27. Madura Balinga Industrial	18 July 28	880	...	42	838	...	838	1,746	536	2,282
28. Endalaparai C.S.	27 July 28	2,812	...	185	2,627	...	2,627	86	1,436	1,622
29. Periyakulam Christian	28 Nov. 28	16	...	16	...	16	16	8	...	8
30. Madura Bāmnād Building Society	25 Aug. 28	99	99	96	...	96

APPENDIX No. 10. — Societies under liquidation, 1928-29 — cont.

Name of the society.	Date of liquidation.	Assets remaining uncollected on 30th June preceding or on the date of liquidation.	Assets accrued during the year.	Assets collected during the year.	Assets.			Liabilities.		
					Remaining uncollected during the year.	On hand on the last day of the year.	Total (columns 6 and 7).	To members.	To non-members.	Total (columns 9 and 10).
(1)	(2)	(3)	(4)	(5)	(6)	(7)	(8)	(9)	(10)	(11)
MALABAR.										
		RS.	RS.	RS.	RS.	RS.	RS.	RS.	RS.	RS.
1. Vasumathi Trading Union ... 4898	21 Apr. 23	4,580	499	...	5,079	84	5,163	1,547	2,886	4,883
2. Melattur C.S. ... 2102	23 June 24	3,338	354	18	3,674	24	3,698	131	2,320	2,451
3. Veliyangode Fishermen C.S. ... 2750	8 Jan. 25	6,070	623	...	6,693	22	6,715	1,429	1,002	2,431
4. Melaparamba C.S. 3134	24 June 26	6,299	555	372	6,482
5. Tanur Kadapuram. ...	18 Nov. 27	662	662	217	879	82	447	529
6. Channamangalore. ...	14 Apr. 28	6,221	620	151	6,890	47	6,737	208	5,168	5,366
7. Puthiyara C.S. ...	24 Apr. 28	3,752	438	995	3,195	146	3,341	824	800	1,624
8. Elamkulam C.S. ...	25 Apr. 28	5,775	693	...	6,468	7	6,475	1,479	1,841	3,320
9. Kodiyathur ...	10 Dec. 28	1,446	39	320	1,165	44	1,209	199	628	827
10. Alangad ...	Do.	1,812	51	...	1,663	...	1,663	65	1,318	1,381
11. Iringathur ...	22 Dec. 28	6,814	206	...	7,020	...	7,020	998	4,156	5,164
12. Kalpathi Stores ...	7 Nov. 28	171	2	...	173	...	173	210	22	232
13. Nhangathiri ...	18 Dec. 28
14. Nethimangalam ...	19 Mar. 29	14,128	299	101	14,326	90	14,416	934	10,978	11,912
15. Meppayur ...	13 Apr. 29	7,100	7,100	...	7,100	724	5,636	6,360
16. Pallikayal Irrigation Society ...	1 Mar. 29	9	9
NELLORE.										
		RS.	RS.	RS.	RS.	RS.	RS.	RS.	RS.	RS.
1. Talamanohi ... 1708	1 Feb. 25	2,222	149	352	2,119	...	2,119	173	1,199	1,372
2. Yekolla Adi-Andhra ... 7719	19 Feb. 26	409	40	...	449	20	469	100	2	102
3. Pedathalapudi ... 1926	25 June 27	6,129	437	42	6,524	61	6,585	230	2,906	3,136
4. Nellore Salvation Army ... 4911	21 Dec. 27	617	42	659	...	30	30	30	...	30
5. Indur ... 5654	Do.	120	120
6. Kesaripalem Cobblers ...	7 Nov. 28	176	13	50	139	51	190	25	168	193
7. Thikanaram ...	15 Apr. 29	272	272	...	272	50	162	212
NILGIRIS.										
		RS.	RS.	RS.	RS.	RS.	RS.	RS.	RS.	RS.
1. Bempatti ... 3275	26 Sep. 24	1,447	149	205	1,391	1	1,392	60	...	60
2. Honnabalsai ... 2681	13 Mar. 27	5,425	623	1,301	4,747	1	4,748	229	138	367
3. Melatti Bellicom-bai ... 4835	3 Mar. 25	7,005	912	189	7,728	...	7,728	65	3,571	3,636
4. Tirichigadi ... 2431	1 Dec. 25	7,954	869	465	8,358	...	8,358	126	4,058	4,186
5. Potato Growers Purchase and Sale ... 3382	24 Apr. 26	1,146	649	754	1,041	...	1,041
6. Kundab Kotagiril... 4480	12 Dec. 25	1,190	124	45	1,269	289	1,558	106	...	106
7. Kattabettu ... 2980	12 June 26	3,791	484	997	3,258	...	3,258	84	865	949

APPENDIX No. 10.—Societies under liquidation, 1928-29—cont.

Name of the society.	Date of liquidation.	Assets remaining uncollected on 30th June preceding or on the date of liquidation.	Assets accrued during the year.	Assets collected during the year.	Assets.			Liabilities.			
					Remaining uncollected during the year.	On hand on the last day of the year.	Total (columns 6 and 7).	To members.	To non-members.	Total (columns 9 and 10).	
(1)	(2)	(3)	(4)	(5)	(6)	(7)	(8)	(9)	(10)	(11)	
NILGIRIS—cont.											
8. The Co-operative Homestead ...	9292	14 Mar. 28	267	387	2,721	...	2,721	
9. Salamoor ...	1009	1 Feb. 28	2,198	198	162	2,234	...	2,234	118	777	890
10. Athikannumur Estate Labourers ...	5516	21 Dec. 27	325	22	115	242	94	336	162	...	162
RĀMNĀD.											
1. Melamattur ...	450	1 Feb. 16	5,098	413	2	5,509	284	5,743	227	2,245	2,472
2. Periyadi ...	559	Do.	5,951	475	51	6,375	443	6,818	134	874	1,008
3. Sinnavadi ...	883	Do.	6,439	362	25	6,806	561	7,367	184	1,122	1,256
4. Sattur Padukottai ...	1035	6 Jan. 21	13,256	460	299	13,417	555	13,971	568	6,147	6,715
5. Vellaipottal ...	240	29 Nov. 15	613	49	49	613	548	1,159	68	...	68
6. Srivilliputtur Weavers'	1 May 27	804	49	31	822	48	865	341	...	341
7. Ingur ...	664	30 Nov. 22	1,786	218	218	1,788	1,144	2,932	163	5	168
8. Rāmalīngapuram.	434	1 Feb. 16	3,552	277	41	3,786	697	4,485	198	2,298	2,496
9. Kolavaripatti ...	614	Do.	...	8	8	...	283	283	...	7	7
10. Nattarmangalam ...	997	6 Sep. 21	284	19	10	293	6	299
11. Andukondan ...	725	7 Apr. 21	1,175	254	112	1,317	1,763	3,080	40	...	40
12. Salai Iluppai-kulam ...	881	Do.	149	121	172	98	1,764	1,862	253	...	253
13. Udyampatti ...	1215	19 Feb. 24	6,298	764	...	7,062	7,062	7,062	111	3,172	3,283
14. Urappuli	21 Dec. 27	16	12	24	4	260	264	118	14	132
15. Kottandal	10 Sep. 27	2,144	257	114	2,287	...	2,287	118	1,605	1,723
16. Rāmnād District Public Servants' ...	2422	14 Dec. 22	...	68	69	...	940	640	30	7	37
17. Sivakasi Reserve Police ...	4265	11 Feb. 22	...	1	1	...	56	56	130	...	130
18. Watrap Purchase and Sale ...	3299	16 Apr. 22	43	43	4	47	28	995	1,023
19. Sattur, C.S.	1014	28 Feb. 22	2,044	59	18	2,085	594	2,679	364	...	364
20. Kuppanpatti	30 July 28	1	20	21	...	287	287	...	23	22
SALEM.											
1. Gudalur ...	228	27 Oct. 15	6,642	306	...	6,948	...	6,948	333	3,389	3,672
2. Ernaparam ...	232	Do.	5,416	359	1,672	3,903	...	3,903	479	1,254	1,733
3. Gonnur ...	331	1 Dec. 15	3,680	222	104	3,798	...	3,798	298	848	1,146
4. Karuppreddiyar.	332	Do.	1,148	213	...	1,361	512	1,873	129	...	129
5. Jambugattaiipatti.	350	15 Nov. 15	3,773	259	...	4,032	...	4,032	243	1,769	2,012
6. Salem Swadeshi Stores ...	2651	29 Aug. 23	23	99	98	24	...	24	...	1,485	1,485
7. Kelamangalam Stores ...	3554	31 Jan. 23	1,662	128	...	1,790	833	2,123	1,111	...	1,111
8. Hoosur Stores ...	3555	31 July 23	832	69	25	876	...	876	1,308	276	1,579

APPENDIX No. 10.—Societies under liquidation, 1928-29—cont.

Name of society.	Date of liquidation.	Assets remaining uncollected on 30th June preceding or on the date of liquidation.			Assets accrued during the year.			Assets collected during the year.			Assets.			Liabilities.		
		Rs.	Rs.	Rs.	Rs.	Rs.	Rs.	Rs.	Rs.	Rs.	Rs.	Rs.	Rs.	Rs.	Rs.	Rs.
(1)	(2)	(3)	(4)	(5)	(6)	(7)	(8)	(9)	(10)	(11)	(12)	(13)	(14)	(15)	(16)	(17)
SALEM—cont.																
9. Kelamangalam C.S.	1946	31 May 25	2,577	288	1,006	1,854	2,413	4,267	203	...	203					
10. K. Pallipatti ...	124	7 June 25	1,655	87	1,005	737	1,000	1,737	174	...	174					
11. Kambainallar ...	125	14 May 25	20,797	4,138	496	24,439	...	24,439	658	10,494	11,152					
12. Kondarampatti ...	126	Do.	7,460	1,017	3,518	4,959	...	4,959	155	1,742	1,897					
13. Echambadi ...	127	Do.	6,087	722	70	6,739	...	6,739	188	1,349	1,537					
14. Sonnapatti	1505	7 June 25	3,322	316	66	3,572	...	3,572	195	1,030	1,225					
15. Sokkanar Adi- Dravida	8750	7 Nov. 25	6	...	6					
16. Alagapuram Field Labourers	6646	28 May 26	1,427	157	8	1,581	...	1,581	119	768	887					
17. Kosavampatti ...	3517	13 July 26	4,919	337	922	4,334	...	4,334	482	1,852	2,334					
18. Kambainallar Trading Union.	4088	17 Aug. 26	321	321	446	767	600	72	672					
19. Dharmapuri Dis- tributive Society ...	2087	26 Apr. 28	1,199	64	3	1,260	239	1,549	1,187	8	1,190					
20. Ranapuram ...	8039	23 Apr. 28	626	3	...	629	39	668	118	...	108					
21. Manivilandampudur	562	29 Oct. 28	8,311	214	226	6,299	...	6,299	139	6,122	6,261					
22. Palaode Urban C.S.	6748	Do.	10,573	248	554	10,267	...	10,267	1,826	5,631	7,457					
23. Sankarai ...	5335	20 Jan. 29	4,996	868	180	5,704	...	5,704	212	4,349	4,561					
24. Kuntamarnapalli	3512	28 Jan. 29	3,462	121	23	3,560	...	3,560	339	1,949	2,288					
25. Tusur Fallns ...	2538	1 Mar. 29	2,132	2,132	...	2,132	218	1,835	2,053					
26. Undanapalli ...	2590	17 Mar. 29	8,565	8,565	...	8,565	513	5,739	6,252					
TANJORE.																
1. T. Mangudi ...	1024	14 Dec. 25	2,014	217	8	2,223	...	2,223	...	3,611	3,611					
2. Shiyali Agricul- tural and Indus- trial Society ...	4072	15 Feb. 27	17,044	...	3,110	13,934	304	14,238	23,946	24,225	47,171					
3. Kumbakonam Taluk Village Officers' C.S. ...	4658	24 Feb. 27	10	...	10					
4. Negapatam Stores	14 Mar. 28	4	...	2	89	...	91	245	...	245					
5. Shiyali Stores	3 Sep. 28	549	23	588	34	519	553	1,186	...	1,186					
6. Kumbakonam Stores	29 Oct. 28	1	948	949	...	729	729	440	13	453					
7. Mayavaram Public Servants	...	13 Dec. 23	174	2	176	...	71	71	61	...	61					
8. Panchasdik- kulam ...	325	7 Apr. 16	1,927	96	1,606	417	687	1,104	80	...	80					
9. Marudur ...	421	Do.	1,096	79	893	282	1,189	1,471	101	...	101					
10. Mullarpattikadu.	594	14 Apr. 16	85	82	167	...	1,974	1,974					
11. Orattur Mill- hands C.S.	19 Oct. 26	411	45	319	137	450	587	33	89	122					
12. Velankanni Catholics	9 May 28	4,290	2,378	3,949	2,718	496	3,214	319	102	421					
13. Tepperumanallur	21 Apr. 28	1,534	217	1,487	264	1,346	1,610	98	...	98					
14. Tiruchurai	26 Sep. 28	9,903	931	1,953	8,881	29	8,910	1,219	5,787	7,006					

APPENDIX No. 10.—Societies under liquidation, 1928-29—cont.

Name of society.	Date of liquidation.	Assets			Liabilities.					
		Assets remaining uncollected on 30th June preceding or on the date of liquidation.	Assets accrued during the year.	Assets collected during the year.	Remaining uncollected 30th June 1929.	On hand on 30th June 1929.	Total (columns 6 and 7).	To members.	To non-members.	Total (columns 9 and 10).
(1)	(2)	(3)	(4)	(5)	(6)	(7)	(8)	(9)	(10)	(11)
TANJORE--cont.										
15. Asikadu	7 Nov. 28	1,374	70	1,444	...	1,232	1,232
16. Tanjore Town Permanent Building ...	1 Nov. '28	3	3
17. Alangudi	3 Dec. 28	36	1	37
18. Ammachatram	15 Apr. 29	3	3
19. Govindapuram	20 Apr. 29	791	16	...	807	...	807	376	8	384
20. Theravalaputtur F.L.C.S.	7 Nov. 28	22	22	...	22	26	...	26
21. Thodaripatti F.L.C.S.	1 Nov. 28	1	2	3	...	16	16	18	...	18
22. Muthuveerakandapuratti	10 Dec. 28	3,266	130	108	3,318	85	3,403	422	1,230	1,652
TINNEVELLY.										
1. Nambipuram Agricultural Bank	13 29 Mar. 16	16	156	172	...	2,912	2,912	177	...	177
2. Swiseshapuram C.S.	13 July 28	218	15	194	39	41	80	32	19	51
3. Avalvaram Agricultural Society	30 Sep. 28	173	17	190	...	320	320	245	...	245
4. Koilpatti Farm Employees	16 Nov. 28	145	9	147	7	147	154	117	...	117
5. Thuppakudi	10 Jan. 29	102	102	...	102	65	5	70
6. Alwaneri C.M.S. Officials	5 Mar. 29	490	15	21	484	...	484	251	50	301
TRICHINOPOLY.										
1. Kokkudi	659 2 Nov. 15	1,210	59	21	1,248	809	2,057	138	...	138
2. Vayampatti	951 23 Feb. 16	245	4	4	245	330	575	45	71	116
3. Kumaravadi	600 Do.	...	15	15	...	488	488
4. Mullipadi	695 13 Aug. 16	2,342	202	70	2,474	...	2,474	65	1,208	1,268
5. Kilakavattankurchi	203 18 Dec. 18	1,101	18	1,119	...	748	748
6. Kodangudi	550 22 Nov. 20	3,062	163	48	3,177	25	3,202	8	1,020	1,028
7. Edanganni	538 26 Nov. 20	195	...	195
8. Trichinopoly Stores	1405 4 Aug. 21	...	5	5
9. Trichinopoly Reserve Police	27 Jan. 29	23	23	5	...	5
10. Mavathur	31 July 28	2,525	291	632	2,184	...	2,184	257	344	601
11. Kodavur	20 Apr. 29	1,374	1,374	...	1,374	160	80	240
VIZAGAPATAM.										
1. The Karasa Salt and Abkari	12 June 26	133	33	84	72	265	337	129	...	129
2. Parvathipur American Mission	14 Dec. 28	124	12	...	136	286	422	355	...	385

APPENDIX No. 11.—Number of societies in each district, 1928-29.

District.	Kind of society.	Number of societies at the beginning of the year.	Number of societies registered during the year.	Number of societies brought in by transfer from another class.	Number of societies dissolved during the year.	Number of societies removed by transfer to another class.	Number of societies at the end of the year.
(1)	(2)	(3)	(4)	(5)	(6)	(7)	(8)
Anantapur.	Central	1	1
	Union	16	1	17
	Agricultural—						
	Class I—Credit ... { Limited ...	1	1
	... { Unlimited ...	457	5	462
	Class II—Purchase and purchase and sale. { Limited ...	5	5
	... { Unlimited
	Class IV—Production and sale. { Limited
	... { Unlimited
	Class VI—Others ... { Limited ...	1	1
	... { Unlimited
	Agricultural, total ...	464	5	469
	Non-Agricultural—						
	Class I—Credit ... { Limited ..	14	14
... { Unlimited ..	3	3	
Class II—Purchase and purchase and sale. { Limited ...	5	1	...	4	
... { Unlimited	
Class IV—Production and sale. { Limited ...	3	3	
... { Unlimited	
Class VI—Others ... { Limited ...	6	6	
... { Unlimited	
Non-Agricultural, total ...	31	1	...	30	
Arcoot, North.	Central	1	1
	Union	34	1	35
	Agricultural—						
	Class I—Credit ... { Limited ...	5	5
	... { Unlimited ...	726	59	...	2	2	779
	Class II—Purchase and purchase and sale. { Limited ...	13	1	...	3	...	11
	... { Unlimited
	Class VI—Others .. Limited ...	1	1
	Agricultural, total ...	744	60	...	5	3	796
	Non-Agricultural—						
	Class I—Credit ... { Limited ...	52	4	...	1	2	53
	... { Unlimited ...	8	8
	Class II—Purchase and purchase and sale. { Limited ...	8	2	...	6
	... { Unlimited
Class VI—Others ... { Limited ...	9	2	...	1	1	9	
... { Unlimited	
Non-Agricultural, total ...	77	6	...	4	3	76	

APPENDIX NO. 11.—Number of societies in each district, 1928-29—cont.

District.	Kind of society.	Number of societies at the beginning of the year.	Number of societies registered during the year.	Number of societies brought in by transfer from another class.	Number of societies dissolved during the year.	Number of societies removed by transfer to another class.	Number of societies at the end of the year.	
(1)	(2)	(3)	(4)	(5)	(6)	(7)	(8)	
Aroor, South.	Central	1	1	
	Union	24	2	26	
	Agricultural—							
	Class I—Credit ...	Limited ...	5	5
		Unlimited ...	772	18	...	2	...	788
	Class II—Purchase and purchase and sale.	Limited ...	8	5	18
		Unlimited
	Class IV—Production and sale.	Limited ...	2	2
		Unlimited
	Class V—Insurance.	Limited ...	1	1
	Class VI—Others...	Limited ...	8	8
		Unlimited
	Agricultural, total ...		796	18	...	2	...	812
	Non-Agricultural—							
Class I—Credit ...	Limited ...	60	1	...	1	...	60	
	Unlimited ...	8	1	...	7	
Class II—Purchase and purchase and sale.	Limited ...	14	1	...	1	...	14	
	Unlimited	
Class IV—Production and sale.	Limited ...	1	1	
	Unlimited	
Class VI—Others..	Limited ...	5	5	
	Unlimited ...	1	1	
Non-Agricultural, total ...		89	2	...	3	...	88	
Bellary.	Central	1	1	
	Union	10	10	
	Agricultural—							
	Class I—Credit ...	Limited
		Unlimited ...	270	16	286
	Class II—Purchase and purchase and sale.	Limited ...	4	1	5
Unlimited	
Agricultural, total ...		274	17	291	

APPENDIX No. 11.—Number of societies in each district, 1928-29—cont.

District.	Kind of society.	Number of societies at the beginning of the year.	Number of societies registered during the year.	Number of societies brought in by transfer from another class.	Number of societies dissolved during the year.	Number of societies removed by transfer to another class.	Number of societies at the end of the year.	
(1)	(2)	(3)	(4)	(5)	(6)	(7)	(8)	
Bellary—cont.	Non-Agricultural—							
	Class I—Credit ...	{ Limited ...	28	28	
		{ Unlimited ...	5	5	
	Class II—Purchase and purchase and sale.	{ Limited ...	6	1	7	
		{ Unlimited ...	1	1	
	Class VI—Others ...	{ Limited ...	4	4	
	{ Unlimited		
	Non-Agricultural, total ...	44	1	45	
Chingleput.	Central	1	1	
	Union	31	31	
	Agricultural —							
	Class I—Credit ...	{ Limited ..	6	6	
		{ Unlimited ...	931	21	...	16	936	
	Class II—Purchase and purchase and sale.	{ Limited ...	17	17	
		{ Unlimited	
	Class IV—Production and sale.	{ Limited ...	21	15	36	
		{ Unlimited	
	Class V—Insurance	{ Limited ...	3	3	
		{ Unlimited	
	Class VI—Others ...	{ Limited ...	2	2	
		{ Unlimited ...	1	1	
		Agricultural, total ...	981	36	...	16	...	1,001
	Non-Agricultural—							
Class I—Credit ...	{ Limited ..	27	1	28	
	{ Unlimited ...	16	1	...	15	
Class II—Purchase and purchase and sale.	{ Limited ...	4	1	5	
	{ Unlimited	
Class III—Production.	{ Limited ..	1	1	
	{ Unlimited	
Class VI—Others ...	{ Limited ...	12	12	
	{ Unlimited	
	Non-Agricultural, total ...	60	2	...	1	...	61	

APPENDIX No. 11.—Number of societies in each district, 1928-29—cont.

District.	Kind of society.	Number of societies at the beginning of the year.	Number of societies registered during the year.	Number of societies brought in by transfer from another class.	Number of societies dissolved during the year.	Number of societies removed by transfer to another class.	Number of societies at the end of the year.	
(1)	(2)	(3)	(4)	(5)	(6)	(7)	(8)	
Chittoor.	Central	1	1	
	Union	11	11	
	Agricultural—	Class I—Credit ... { Limited
	Class II—Purchase and purchase and sale. { Unlimited ...	278	6	3	10	...	277	
	Class II—Purchase and purchase and sale. { Limited	
	Class II—Purchase and purchase and sale. { Unlimited	
	Agricultural, total ...	278	6	3	10	...	277	
	Non-Agricultural—	Class I—Credit ... { Limited ...	20	...	2	20
	Class I—Credit ... { Unlimited ...	2	1	...	1	
	Class II—Purchase and purchase and sale. { Limited ...	4	1	...	1	...	4	
Class II—Purchase and purchase and sale. { Unlimited		
Class VI—Others ... { Limited ...	1	...	1	2		
Class VI—Others ... { Unlimited		
Non-Agricultural, total ...	27	1	3	2	...	29		
Coimbatore.	Central	1	1	
	Union	22	2	24	
	Agricultural—	Class I—Credit ... { Limited ...	11	3	14
	Class I—Credit ... { Unlimited ...	513	22	...	7	...	528	
	Class II—Purchase and purchase and sale. { Limited ...	9	1	10	
	Class II—Purchase and purchase and sale. { Unlimited	
	Class IV—Production and sale. { Limited ...	1	1	
	Class IV—Production and sale. { Unlimited	
	Class VI—Others ... { Limited ...	1	1	
	Class VI—Others ... { Unlimited	
Agricultural, total ...	535	26	...	7	...	554		
Non-Agricultural—	Class I—Credit ... { Limited ...	28	28	
Class I—Credit ... { Unlimited ...	15	3	...	13		
Class II—Purchase and purchase and sale. { Limited ...	12	2	...	1	...	13		
Class II—Purchase and purchase and sale. { Unlimited		
Class VI—Others ... { Limited ...	16	2	18		
Class VI—Others ... { Unlimited ...	6	5		
Non-Agricultural, total ...	76	4	...	3	...	77		

APPENDIX No. 11.—Number of societies in each district, 1928-29—cont.

(1) District.	Kind of society.	Number of societies at the beginning of the year.	Number of societies registered during the year.	Number of societies brought in by transfer from another class.	Number of societies dissolved during the year.	Number of societies removed by transfer to another class.	Number of societies at the end of the year.
(1)	(2)	(3)	(4)	(5)	(6)	(7)	(8)
Cuddapah.	Central	1	1
	Union	9	9
	Agricultural—						
	Class I—Credit ...	Limited ... 1	1
		Unlimited ... 259	6	...	5	...	260
	Class II—Purchase and purchase and sale.	Limited ... 3	3
		Unlimited
	Agricultural, total ...	269	6	...	5	...	264
	Non-Agricultural—						
	Class I—Credit ...	Limited ... 34	2	...	1	...	35
		Unlimited ... 2	2
	Class II—Purchase and purchase and sale.	Limited ... 1	1
	Unlimited	
Class VI—Others ...	Limited ... 18	18	
	Unlimited	
Non-Agricultural, total ...	55	2	...	1	...	56	
Ganjānu.	Central	2	2
	Union	16	2	18
	Agricultural—						
	Class I—Credit ...	Limited ... 521	52	...	10	...	563
		Unlimited
	Class II—Purchase and purchase and sale.	Limited ...	1	1
		Unlimited
	Class VI—Others ..	Limited ... 1	1	2
		Unlimited
	Agricultural, total ...	522	54	...	10	...	566
	Non-Agricultural—						
	Class I—Credit ...	Limited ... 27	2	...	1	...	28
	Unlimited ... 3	2	5	
Class II—Purchase and purchase and sale.	Limited ... 14	14	
	Unlimited ... 3	3	
Class IV—Production and sale.	Limited ... 1	1	
	Unlimited ... 3	6	
Class VI—Others ...	Limited	
	Unlimited	
Non-Agricultural, total ...	54	4	...	1	...	57	

APPENDIX No. 11.—Number of societies in each district, 1928-29—cont.

District.	Kind of society.	Number of societies at the beginning of the year.	Number of societies registered during the year.	Number of societies brought in by transfer from another class.	Number of societies dissolved during the year.	Number of societies removed by transfer to another class.	Number of societies at the end of the year.
(1)	(2)	(3)	(4)	(5)	(6)	(7)	(8)
Ganjam Agency.	Central
	Union
	Agricultural—						
	Class II—Purchase and purchase and sale.	{ Limited Unlimited	3	3
	Agricultural, total		3	3
Godavari, East.	Central	4	4
	Union... ..	15	3	18
	Agricultural—						
	Class I—Credit	{ Limited Unlimited	2	11	2
	Class II—Purchase and purchase and sale.	{ Limited Unlimited	2	2
	Class VI—Others	{ Limited Unlimited	5	5
			95	95
	Agricultural, total		601	11	612
	Non-Agricultural—						
	Class I—Credit	{ Limited Unlimited	40	2	42
	Class II—Purchase and purchase and sale.	{ Limited Unlimited	9	3
Class IV—Production and sale.	{ Limited Unlimited	12	12	
Class VI—Others	{ Limited Unlimited	3	3	
Class IV—Production and sale.	{ Limited Unlimited	1	1	
Class VI—Others	{ Limited Unlimited	7	6	12	
		2	2	
Non-Agricultural, total		68	7	75	
Godavari Agency.	Central
	Union
	Agricultural—						
	Class I—Credit	{ Limited Unlimited	9	3	12
	Class II—Purchase and purchase and sale.	{ Limited Unlimited	2	2
Agricultural, total		11	3	14	

APPENDIX No. 11.—Number of societies in each district, 1928-29—cont.

(1) District.	Kind of society.	Number of societies at the beginning of the year.	Number of societies registered during the year.	Number of societies brought in by transfer from another class.	Number of societies dissolved during the year.	Number of societies removed by transfer to another class.	Number of societies at the end of the year.																
(1)	(2)	(3)	(4)	(5)	(6)	(7)	(8)																
Godāvari Agency—cont.	Non-agricultural—																						
	Class I—Credit ...	<table border="0"> <tr><td>Limited ...</td><td>...</td><td>1</td><td>...</td><td>...</td><td>...</td><td>...</td><td>1</td></tr> <tr><td>Unlimited.</td><td>...</td><td>...</td><td>...</td><td>...</td><td>...</td><td>...</td><td>...</td></tr> </table>	Limited	1	1	Unlimited.					
	Limited	1	1															
	Unlimited.															
	Class II—Purchase and purchase and sale.	<table border="0"> <tr><td>Limited ...</td><td>...</td><td>1</td><td>...</td><td>...</td><td>...</td><td>...</td><td>1</td></tr> <tr><td>Unlimited.</td><td>...</td><td>...</td><td>...</td><td>...</td><td>...</td><td>...</td><td>...</td></tr> </table>	Limited	1	1	Unlimited.					
Limited	1	1																
Unlimited.																
Non-Agricultural, total ...		2					2																
Godāvari, West.	Central ...	1					1																
	Union ...	11	4				15																
	Agricultural—																						
	Class I—Credit ...	<table border="0"> <tr><td>Limited ...</td><td>...</td><td>...</td><td>...</td><td>...</td><td>...</td><td>...</td><td>...</td></tr> <tr><td>Unlimited.</td><td>...</td><td>320</td><td>26</td><td>...</td><td>...</td><td>...</td><td>346</td></tr> </table>	Limited	Unlimited.	...	320	26	346					
	Limited															
	Unlimited.	...	320	26	346															
	Class VI—Others...	<table border="0"> <tr><td>Limited ...</td><td>...</td><td>21</td><td>4</td><td>...</td><td>...</td><td>...</td><td>25</td></tr> <tr><td>Unlimited.</td><td>...</td><td>...</td><td>...</td><td>...</td><td>...</td><td>...</td><td>...</td></tr> </table>	Limited	21	4	25	Unlimited.					
Limited	21	4	25																
Unlimited.																
Agricultural, total ...		341	30				371																
Non-Agricultural—																							
Class I—Credit ...	<table border="0"> <tr><td>Limited ...</td><td>...</td><td>16</td><td>...</td><td>...</td><td>...</td><td>...</td><td>16</td></tr> <tr><td>Unlimited.</td><td>...</td><td>1</td><td>...</td><td>...</td><td>...</td><td>...</td><td>1</td></tr> </table>	Limited	16	16	Unlimited.	...	1	1						
Limited	16	16																
Unlimited.	...	1	1																
Class II—Purchase and purchase and sale.	<table border="0"> <tr><td>Limited ...</td><td>...</td><td>...</td><td>2</td><td>...</td><td>...</td><td>...</td><td>2</td></tr> <tr><td>Unlimited.</td><td>...</td><td>...</td><td>...</td><td>...</td><td>...</td><td>...</td><td>...</td></tr> </table>	Limited	2	2	Unlimited.						
Limited	2	2																
Unlimited.																
Class IV—Production and sale.	<table border="0"> <tr><td>Limited ...</td><td>...</td><td>5</td><td>...</td><td>...</td><td>...</td><td>...</td><td>5</td></tr> <tr><td>Unlimited.</td><td>...</td><td>...</td><td>...</td><td>...</td><td>...</td><td>...</td><td>...</td></tr> </table>	Limited	5	5	Unlimited.						
Limited	5	5																
Unlimited.																
Class VI—Others ...	<table border="0"> <tr><td>Limited ...</td><td>...</td><td>1</td><td>...</td><td>...</td><td>...</td><td>...</td><td>1</td></tr> <tr><td>Unlimited.</td><td>...</td><td>...</td><td>8</td><td>...</td><td>...</td><td>...</td><td>8</td></tr> </table>	Limited	1	1	Unlimited.	8	8						
Limited	1	1																
Unlimited.	8	8																
Non-Agricultural, total ...		23	5				28																
Guntur.	Central ...	1					1																
	Union ...	12	1				18																
	Agricultural—																						
	Class I—Credit ...	<table border="0"> <tr><td>Limited ...</td><td>...</td><td>452</td><td>24</td><td>1</td><td>3</td><td>1</td><td>474</td></tr> <tr><td>Unlimited.</td><td>...</td><td>9</td><td>...</td><td>...</td><td>...</td><td>...</td><td>9</td></tr> </table>	Limited	452	24	1	3	1	474	Unlimited.	...	9	9					
	Limited	452	24	1	3	1	474															
Unlimited.	...	9	9																
Class VI—Others...	<table border="0"> <tr><td>Limited ...</td><td>...</td><td>95</td><td>22</td><td>1</td><td>...</td><td>...</td><td>118</td></tr> <tr><td>Unlimited.</td><td>...</td><td>...</td><td>...</td><td>...</td><td>...</td><td>...</td><td>...</td></tr> </table>	Limited	95	22	1	118	Unlimited.						
Limited	95	22	1	118																
Unlimited.																
Agricultural, total ...		556	46	2	2	1	601																

APPENDIX No. 11.—Number of societies in each district, 1928-29—cont.

(1) District.	(2) Kind of society.	(3) Number of societies at the beginning of the year.	(4) Number of societies registered during the year.	(5) Number of societies brought in by transfer from another class.	(6) Number of societies dissolved during the year.	(7) Number of societies removed by transfer to another class.	(8) Number of societies at the end of the year.	
Guntur—cont.	Non-Agricultural—							
	Class I—Credit ...	Limited ... 39	2	...	1	1	39	
		Unlimited. ... 4	4	
	Class II—Purchase and purchase and sale.	Limited ... 2	2	4	
		Unlimited. ... 1	1	
	Class VI—Others...	Limited ... 4	2	6	
		Unlimited. ...	1	1	
	Non-Agricultural, total ...		50	7	...	1	1	55
	Kanara, South.	Central ...	1	1
		Union ...	18	18
Agricultural—								
Class I—Credit ...		Limited ... 16	4	...	1	...	15	
		Unlimited. ... 415	8	...	411	
Class II—Purchase and purchase and sale.		Limited ... 7	1	...	1	...	7	
		Unlimited.	
Class IV—Production and sale.		Limited ... 1	1	
		Unlimited.	
Class VI—Others...		Limited ... 1	
		Unlimited.	
Agricultural, total ...			440	5	...	10	...	435
Non-Agricultural—								
Class I—Credit ...		Limited ... 45	...	2	3	...	45	
		Unlimited. ... 12	3	10	
Class II—Purchase and purchase and sale.	Limited ... 6	6		
	Unlimited.		
Class IV—Production and sale.	Limited ... 1	1		
	Unlimited.		
Class VI—Others...	Limited ... 12	12		
	Unlimited.		
Non-Agricultural, total ...		77	...	2	3	3	74	

APPENDIX No. 11.—Number of societies in each district, 1928-29—cont.

(1) District.	Kind of society.	(3) Number of societies at the beginning of the year.	(4) Number of societies registered during the year.	(5) Number of societies brought in by transfer from another class.	(6) Number of societies dissolved during the year.	(7) Number of societies removed by transfer to another class.	(8) Number of societies at the end of the year.				
Kistna.	Central	2	2				
	Union	15	4	19				
	Agricultural—										
	Class I—Credit ...	<table border="0"> <tr><td>Limited ...</td><td>1</td></tr> <tr><td>Unlimited</td><td>394</td></tr> </table>	Limited ...	1	Unlimited	394	1	...	4	...	2
	Limited ...	1									
	Unlimited	394									
	Class VI—Others...	<table border="0"> <tr><td>Limited ...</td><td>1</td></tr> <tr><td>Unlimited.</td><td>54</td></tr> </table>	Limited ...	1	Unlimited.	54	8	62
	Limited ...	1									
	Unlimited.	54									
	Agricultural, total ...		450	35	...	4	...	481			
	Non-Agricultural—										
	Class I—Credit ...	<table border="0"> <tr><td>Limited ...</td><td>24</td></tr> <tr><td>Unlimited</td><td>14</td></tr> </table>	Limited ...	24	Unlimited	14	4	28
	Limited ...	24									
Unlimited	14										
Class II—Purchase and purchase and sale.	<table border="0"> <tr><td>Limited ...</td><td>4</td></tr> <tr><td>Unlimited</td><td>3</td></tr> </table>	Limited ...	4	Unlimited	3	4	
Limited ...	4										
Unlimited	3										
Class IV—Production and sale.	<table border="0"> <tr><td>Limited ...</td><td>2</td></tr> <tr><td>Unlimited</td><td>...</td></tr> </table>	Limited ...	2	Unlimited	3	
Limited ...	2										
Unlimited	...										
Class VI—Others...	<table border="0"> <tr><td>Limited ...</td><td>11</td></tr> <tr><td>Unlimited</td><td>7</td></tr> </table>	Limited ...	11	Unlimited	7	1	12	
Limited ...	11										
Unlimited	7										
Non-Agricultural, total ...		66	5	70				
Kurruoöl.	Central	1	1				
	Union	11	11				
	Agricultural—										
	Class I—Credit ...	<table border="0"> <tr><td>Limited ...</td><td>...</td></tr> <tr><td>Unlimited</td><td>307</td></tr> </table>	Limited	Unlimited	307	10	...	4	...	313
	Limited									
	Unlimited	307									
	Class II—Purchase and purchase and sale.	<table border="0"> <tr><td>Limited ...</td><td>1</td></tr> <tr><td>Unlimited.</td><td>...</td></tr> </table>	Limited ...	1	Unlimited.	...	1	2
	Limited ...	1									
	Unlimited.	...									
	Agricultural, total ...		308	11	...	4	...	315			
	Non-Agricultural—										
	Class I—Credit ...	<table border="0"> <tr><td>Limited ...</td><td>33</td></tr> <tr><td>Unlimited</td><td>7</td></tr> </table>	Limited ...	33	Unlimited	7	1	...	32
	Limited ...	33									
Unlimited	7										
Class II—Purchase and purchase and sale.	<table border="0"> <tr><td>Limited ...</td><td>7</td></tr> <tr><td>Unlimited</td><td>1</td></tr> </table>	Limited ...	7	Unlimited	1	1	...	1	...	7	
Limited ...	7										
Unlimited	1										
Class IV—Production and sale.	<table border="0"> <tr><td>Limited ...</td><td>1</td></tr> <tr><td>Unlimited</td><td>1</td></tr> </table>	Limited ...	1	Unlimited	1	1	
Limited ...	1										
Unlimited	1										
Class VI—Others...	<table border="0"> <tr><td>Limited ...</td><td>5</td></tr> <tr><td>Unlimited</td><td>...</td></tr> </table>	Limited ...	5	Unlimited	...	1	6	
Limited ...	5										
Unlimited	...										
Non-Agricultural, total ...		54	2	...	2	...	54				

APPENDIX No. 11.—Number of societies in each district, 1928-29—cont.

District.	Kind of society.	Number of societies at the beginning of the year.	Number of societies registered during the year.	Number of societies brought in by transfer from another class.	Number of societies dissolved during the year.	Number of societies removed by transfer to another class.	Number of societies at the end of the year.	
(1)	(2)	(3)	(4)	(5)	(6)	(7)	(8)	
Madras.	Provincial	1	1	
	Central	1	1	
	Union	5	5	
	Agricultural—							
	Class II—Purchase and purchase and sale.	Limited	1	1
		Unlimited
	Agricultural, total		1	1
	Non-Agricultural—							
	Class I—Credit	Limited	69	3	...	1	...	71
		Unlimited	55	1	...	4	...	52
	Class II—Purchase and purchase and sale.	Limited	6	1	...	1	...	6
		Unlimited
Class IV—Production and sale.	Limited	7	7	
	Unlimited	
Class VI—Others.	Limited	16	4	20	
	Unlimited	1	1	
Non-Agricultural, total		147	16	...	6	...	157	
Central		1	1	
Union		15	15	
Agricultural—								
Class I—Credit	Limited	
	Unlimited	569	21	...	1	...	529	
Class II—Purchase and purchase and sale.	Limited	2	2	
	Unlimited	
Class IV—Production and sale.	Limited	1	1	
	Unlimited	
Class VI—Others.	Limited	1	1	
	Unlimited	
Agricultural, total		513	21	...	1	...	533	
Non-Agricultural—								
Class I—Credit	Limited	36	1	...	1	...	36	
	Unlimited	5	1	6	
Class II—Purchase and purchase and sale.	Limited	7	1	...	6	
	Unlimited	
Class IV—Production and sale.	Limited	1	1	
	Unlimited	
Class VI—Others.	Limited	7	1	...	6	
	Unlimited	
Non-Agricultural, total		56	2	...	3	...	55	

APPENDIX No. 11.—Number of societies in each district, 1928-29—cont.

District.	Kind of society.	Number of societies at the beginning of the year.	Number of societies registered during the year.	Number of societies brought in by transfer from another class.	Number of societies dissolved during the year.	Number of societies removed by transfer to another class.	Number of societies at the end of the year.
(1)	(2)	(3)	(4)	(5)	(6)	(7)	(8)
Majabar.	Central	1	1
	Union	22	2	24
	Agricultural—						
	Class I—Credit ... { Limited ...	1	1
	Class I—Credit ... { Unlimited ...	507	11	...	6	...	512
	Class II—Purchase and purchase and sale. { Limited ...	1	1
	Class II—Purchase and purchase and sale. { Unlimited
	Class VI—Others. { Limited ...	5	1	...	4
	Class VI—Others. { Unlimited
	Agricultural, total ...	514	11	...	7	...	518
	Non-Agricultural—						
	Class I—Credit ... { Limited ...	71	3	74
	Class I—Credit ... { Unlimited ...	8	8
	Class II—Purchase and purchase and sale. { Limited ...	34	15	...	1	...	48
Class II—Purchase and purchase and sale. { Unlimited	
Class IV—Production and sale. { Limited ...	1	1	
Class IV—Production and sale. { Unlimited	
Class VI—Others. { Limited ...	2	2	
Class VI—Others. { Unlimited	
Non-Agricultural, total ...	116	18	...	1	...	133	
Nellore.	Central	1	1
	Union	15	1	16
	Agricultural—						
	Class I—Credit ... { Limited	1	1
	Class I—Credit ... { Unlimited ...	421	19	...	1	...	439
	Class II—Purchase and purchase and sale. { Limited ...	1	1
	Class II—Purchase and purchase and sale. { Unlimited
	Class VI—Others... { Limited
	Class VI—Others... { Unlimited ...	2	2
	Agricultural, total ...	424	20	...	1	...	443
	Non-Agricultural—						
	Class I—Credit ... { Limited ...	26	26
	Class I—Credit ... { Unlimited ...	3	3
	Class II—Purchase and purchase and sale. { Limited ...	3	3
Class II—Purchase and purchase and sale. { Unlimited ...	2	2	
Class IV—Production and sale. { Limited	
Class IV—Production and sale. { Unlimited ...	2	1	...	1	
Class VI—Others ... { Limited ...	2	1	3	
Class VI—Others ... { Unlimited	4	4	
Non-Agricultural, total ...	38	5	...	1	...	42	

APPENDICES

APPENDIX No. 11.—Number of societies in each district, 1928-29—cont.

(1)	(2)	(3)	(4)	(5)	(6)	(7)	(8)	
District.	Kind of society.	Number of societies at the beginning of the year.	Number of societies registered during the year.	Number of societies brought in by transfer from another class.	Number of societies dissolved during the year.	Number of societies re-moved by transfer to another class.	Number of societies at the end of the year.	
Nīgiris, The.	Central	
	Union	...	3	3	
	Agricultural—							
	Class I—Credit	{ Limited ... Unlimited ...	57	5	62	
	Agricultural, total	...	57	5	62	
	Non-Agricultural—							
	Class I—Credit	{ Limited ... Unlimited ...	5	1	6	
	Class II—Purchase and purchase and sale.	{ Limited ... Unlimited ...	2	2	
	Class VI—Others...	{ Limited ... Unlimited ...	2	2	4	
	Non-Agricultural, total	...	9	3	12	
	Rāmnād.	Central	...	1	1
		Union	...	14	1	15
Agricultural—								
Class I—Credit		{ Limited ... Unlimited ...	388	11	1	1	399	
Class II—Purchase and purchase and sale.		{ Limited ... Unlimited ...	5	5	
Class VI—Others...		{ Limited ... Unlimited	1	1	
Class VI—Others...		{ Limited ... Unlimited	1	1	
Agricultural, total		...	393	13	1	1	406	
Non-Agricultural—								
Class I—Credit		{ Limited ... Unlimited ...	27	...	1	...	27	
Class II—Purchase and purchase and sale.		{ Limited ... Unlimited ...	10	9	
Class IV—Production and sale.		{ Limited ... Unlimited ...	3	2	
Class IV—Production and sale.	{ Limited ... Unlimited ...	1	1		
Class VI—Others	{ Limited ... Unlimited ...	5	6		
Class VI—Others	{ Limited ... Unlimited		
Non-Agricultural, total	...	53	1	1	...	2	53	

APPENDIX NO. 11.—Number of societies in each district, 1928-29—cont.

District.	Kind of society.	Number of societies at the beginning of the year.	Number of societies registered during the year.	Number of societies brought in by transfer from another class.	Number of societies dissolved during the year.	Number of societies removed by transfer to another class.	Number of societies at the end of the year.	
(1)	(2)	(3)	(4)	(5)	(6)	(7)	(8)	
Salem.	Central	1	1	
	Union	15	3	18	
	Agricultural—							
	Class I—Credit ...	{ Limited	1	1
		{ Unlimited	421	36	...	5	...	452
	Class II—Purchase and purchase and sale.	{ Limited	3	3
		{ Unlimited
	Class VI—Others...	{ Limited	1	1
		{ Unlimited
	Agricultural, total ...		426	36	..	5	...	457
	Non-Agricultural—							
	Class I—Credit ...	{ Limited	42	2	...	1	...	43
		{ Unlimited	5	5
Class II—Purchase and purchase and sale.	{ Limited	4	2	...	1	...	6	
	{ Unlimited	
Class IV—Production and sale.	{ Limited	1	1	
	{ Unlimited	
Class VI—Others...	{ Limited	1	1	2	
	{ Unlimited	
Non-Agricultural, total ...		53	6	...	2	...	57	
Tanjore.	Central	2	2	
	Union	21	2	23	
	Agricultural—							
	Class I—Credit ...	{ Limited	2	2
		{ Unlimited	867	43	...	11	...	909
	Class II—Purchase and purchase and sale.	{ Limited	16	16
		{ Unlimited
	Class VI—Others ...	{ Limited	13	1	14
		{ Unlimited	26	26
	Agricultural, total ...		1,018	44	...	11	...	1,051

APPENDIX No. 11.—Number of societies in each district, 1928-29—cont.

District.	Kind of society.	Number of societies at the beginning of the year.	Number of societies registered during the year.	Number of societies brought in by transfer from another class.	Number of societies dissolved during the year.	Number of societies removed by transfer to another class.	Number of societies at the end of the year.	
(1)	(2)	(3)	(4)	(5)	(6)	(7)	(8)	
Tanjore—cont.	Non-Agricultural—							
	Class I—Credit ...	Limited ... 24	...	1	...	1	24	
		Unlimited ... 19	...	1	...	1	19	
	Class II—Purchase and purchase and sale.	Limited ... 13	2	...	11	
	Class IV—Production and sale.	Limited	
		Unlimited	1	
	Class VI—Others ...	Limited ... 24	1	...	1	
		Unlimited ... 1	23	
		Unlimited ...	1	1	
		Non-Agricultural, total ...	81	1	2	3	2	79
Tinnevely.	Central ...	1	1	
	Union ...	19	2	21	
	Agricultural—							
	Class I—Credit ...	Limited ... 1	1	
		Unlimited ... 653	10	1	2	...	662	
	Class II—Purchase and purchase and sale.	Limited ... 10	2	1	7	
	Class VI—Others ...	Limited ... 1	1	
		Unlimited	
		Agricultural, total ...	655	10	1	4	1	671
	Non-Agricultural—							
Class I—Credit ...	Limited ... 49	2	...	47		
	Unlimited ... 9	9		
Class II—Purchase and purchase and sale.	Limited ... 6	2	...	4		
Class VI—Others ...	Limited ... 5	5		
	Unlimited		
	Non-Agricultural, total ...	69	4	...	65	
Trichinopoly.	Central ...	1	1	
	Union ...	18	1	19	
	Agricultural—							
	Class I—Credit ...	Limited ... 1	1	
		Unlimited ... 466	33	...	2	...	497	
	Class II—Purchase and purchase and sale.	Limited ... 3	2	5	
	Class VI—Others ...	Limited ... 9	1	10	
		Unlimited	
		Agricultural, total ...	479	36	...	2	...	513

APPENDIX No. 11.—Number of societies in each district, 1928-29—cont.

(1) District.	Kind of society.	(3) Number of societies at the beginning of the year.	(4) Number of societies registered during the year.	(5) Number of societies brought in by transfer from another class.	(6) Number of societies dissolved during the year.	(7) Number of societies removed by transfer to another class.	(8) Number of societies at the end of the year.	
Trichinopoly—cont.	Non-Agricultural—							
	Class I—Credit ...	Limited ...	24	...	1	...	25	
		Unlimited	9	7	
	Class II—Purchase and purchase and sale.	Limited ...	8	4	7	
		Unlimited	
	Class VI—Others ...	Limited ...	10	1	11	
		Unlimited	
	Non-Agricultural, total ...		45	5	1	...	1	50
	Central ...		1	1
	Union ...		12	2	14
Visagapatam.	Agricultural—							
	Class I—Credit ...	Limited ...	1	1	
		Unlimited	298	16	414	
	Class II—Purchase and purchase and sale.	Limited ...	2	2	
		Unlimited	
	Agricultural, total ...		401	16	417
	Non-Agricultural—							
	Class I—Credit ...	Limited ...	47	8	...	1	...	49
		Unlimited	1	1
	Class II—Purchase and purchase and sale.	Limited ...	13	2	15
	Unlimited	
Class IV—Production and sale.	Limited ..	1	1	
	Unlimited	
Class VI—Others ...	Limited ..	9	1	10	
	Unlimited	
Non-Agricultural, total ...		71	6	...	1	...	78	
Visagapatam Agency.	Central	
	Union	
	Agricultural—							
	Class I—Credit ...	Limited	
		Unlimited	4	4	
	Class II—Purchase and purchase and sale.	Limited ...	9	9	
		Unlimited	
Agricultural, total ...		13	13	

APPENDIX No. 11.—Number of societies in each district, 1928-29—cont.

(1) District.	Kind of society.	(3) Number of societies at the beginning of the year.	(4) Number of societies registered during the year.	(5) Number of societies brought in by transfer from another class.	(6) Number of societies dissolved during the year.	(7) Number of societies removed by transfer to another class.	(8) Number of societies at the end of the year.	
Vizagapatam Agency—cont.	Non-Agricultural— Class II—Purchase and purchase and sale. { Limited 3 Unlimited	3	3	
	Non-Agricultural, total	3	3	
	Provincial 1 Central 31 Union 414	1 31 414 84 448	
Presidency—Total.	Agricultural— Class I—Credit ... { Limited 55 Unlimited 11,911	55 11,911	5	..	1	..	59	
	Class II—Purchase and purchase and sale. { Limited 127 Unlimited	127 ..	18	..	6	6	1	12,823 138
	Class IV—Production and sale. { Limited 26 Unlimited	26 ..	15	41
	Class V—Insurance. { Limited 4	4	4
	Class VI—Others ... { Limited 60 Unlimited 288	60 288	4	..	1	63 324
	Agricultural, total	12,471	581	7	107	6	..	12,947
	Non-Agricultural—
	Class I—Credit ... { Limited 909 Unlimited 226	909 226	31	7	15	5	..	927 217
	Class II—Purchase and purchase and sale. { Limited 202 Unlimited 16	202 16	37	..	15	224 16
	Class III—Production. { Limited 1 Unlimited	1	1 ..
	Class IV—Production and sale. { Limited 19 Unlimited 3	19 3	7	26 3
	Class VI—Others ... { Limited 200 Unlimited 17	200 17	23	1	3	1	..	230 25
	Non-Agricultural, total	1,593	111	9	43	11	..	1,659
Grand total of societies of all types	14,510	726	16	150	16	..	15,086	

APPENDIX No. 12.—*List of Honorary Assistant Registrars of Co-operative Societies for 1928-29 as on 30th June 1929.*

Serial number.	Name of the Honorary Assistant Registrar.	Headquarters.
<i>Anantapur.</i>		
1	M.R.By. Uppari Urukondappa Garu	Uravakonda.
2	" Hanumantha Rao Garu	Dharmavaram.
3	" Malla Reddi Garu	Puttur.
<i>Bellary.</i>		
4	M.R.By. Sivachena Basappa Garu	Bellary.
6	" A. D. Singara Mudaliyar	Hospet.
<i>Cuddapah.</i>		
6	Rev. B. Samuel	Jammalamadugu.
<i>Kurnool.</i>		
7	Rev. A. Andrews	Nandikotukur.
8	M.B.By. P. Bali Reddi Garu	Nandyal.
<i>Madras.</i>		
9	M.R.By. Rao Bahib Dharmalingam Pillai Avargal ...	Madras.
<i>Madura.</i>		
10	M.R.By. Rao Bahadur K. P. Janarthana Rao Avargal, S.A., Superintendent of Kallar Reclamation.	Madura.
<i>Tanjore.</i>		
11	M.R.By. P. Duraiswami Pillai Avargal, B.A.	Tanjore.

APPENDIX No. 13.—*Contribution paid by individual Central Banks towards Supervision Fund in 1928-29.*

Names of Central Banks.	Amount paid.	Names of Central Banks.	Amount paid.
B.—CENTRAL BANKS.	RS.	B.—CENTRAL BANKS—cont.	RS.
<i>Anantapur District.</i>		<i>Gōdāvāri District—cont.</i>	
Anantapur District Co-operative Central Bank, Ltd., No. 3231	4,416	Rāmachandrapuram Co-operative Central Bank, Ltd., No. 4201	2,849
<i>Arcot (North) District.</i>		Sri Konaseema Co-operative Central Bank, Ltd., Amalapuram, No. 4460	2,716
Co-operative Central Bank, Ltd., Vellore, No. 2161	8,479	<i>Gōdāvāri (West) District.</i>	
<i>Arcot (South) District.</i>		West Gōdāvāri District Co-operative Central Bank, Ltd., No. 2965, Ellore	10,845
South Arcot District Co-operative Bank, Ltd., No. 1844	13,022	<i>Guntūr District.</i>	
<i>Bellary District.</i>		Guntūr District Co-operative Bank, Ltd., No. 530	5,526
Hospet Co-operative Central Bank, Ltd., No. 5398	8,943	<i>Kanara (South) District.</i>	
<i>Chingleput District.</i>		South Kanara Central Co-operative Bank, Ltd., No. 1113	4,550
Chingleput District Co-operative Central Bank, Ltd., Conjeeveram, No. 1560	26,572	<i>Kistna District.</i>	
<i>Chittoor District.</i>		Kistna Co-operative Bank, Ltd., No. 1422, Masulipatam	19,701
Chittoor District Co-operative Central Bank, Ltd., No. 5230... ..	4,084	Viziasvada Central Co-operative Banking Union, Ltd., No. 2967.	5,708
<i>Coimbatore District.</i>		<i>Kurnool District.</i>	
Coimbatore District Urban Bank, Ltd., No. 427	14,261	Kurnool District Co-operative Central Bank, Ltd., No. 2411.	5,615
<i>Cuddapah District.</i>		<i>Madras District.</i>	
Cuddapah District Co-operative Central Bank, Ltd., No. 3233... ..	1,196	Christian Central Co-operative Bank, Ltd., No. 1674	5,552
<i>Ganjām District.</i>		<i>Madura District.</i>	
Ganjām District Co-operative Banking Union, Ltd., No. 1928, Berhampur	1,758	Madura-Rāmsād Central Co-operative Bank, Ltd., No. 975.	2,979
Aska Central Co-operative Banking Union, Ltd., No. 2569	2,041	<i>Malabar District.</i>	
<i>Gōdāvāri District.</i>		Malabar District Co-operative Bank, Ltd., No. 2411	5,680
District Co-operative Bank, Ltd., No. 2351, Cocanada	3,865	<i>Nellore District.</i>	
Rajahmundry Central Co-operative Bank, No. 4200	249	Nellore District Banking Union, Ltd., No. 2523	5,319

APPENDIX No. 13.—*Contribution paid by individual Central Banks towards Supervision Fund in 1928-29—cont.*

Names of Central Banks.	Amount paid.	Names of Central Banks.	Amount paid.
B.—CENTRAL BANKS—cont.	RS.	B.—CENTRAL BANKS—cont.	RS.
<i>Edmund District.</i>		<i>Tinnevelly District.</i>	
Srivilliputtar Co-operative Banking Union, Ltd., No. 5184.	2,502	Tinnevelly District Co-operative Banking Union, Ltd., No. 2996.	6,744
<i>Salem District.</i>		<i>Trichinopoly District.</i>	
Salem District Urban Bank, Ltd., No. 151	5,536	Trichinopoly District Urban Bank, No. 178	13,965
<i>Tanjore District.</i>		<i>Vizagapatam District.</i>	
Tanjore District Central Co-operative Bank, Ltd., No. 1023, Kumbakonam	3,952	Vizagapatam District Co-operative Banking Union, Ltd., Vizianagram, No. 1764 ...	1,501
Tanjore District Co-operative Banking Union, Ltd., No. 5214, Tanjore	2,188	Total ...	2,01,309
		Total previous year ...	1,44,096

APPENDIX No. 14—STATEMENT A.

APPENDIX No. 14—STATEMENT A.—

(1)	Number of members.		Number of affiliated societies holding shares in Central Banks.				Loans made during	
	Individuals.	Societies.	Central credit.	Agricultural credit.	Non-agricultural credit.	Others.	Individuals.	
							Long term.	Short term.
(2)	(3)	(4)	(5)	(6)	(7)	(8)		
A.—PROVINCIAL BANK.								
Madras Central Urban Bank, Ltd., No. 18	184	58	30	6	12	10	9,14,350	
Total, previous year ...	184	58	30	6	12	10	12,51,511	
B.—CENTRAL BANKS.								
Anantapur District Co-operative Central Bank, Ltd., No. 3231.	121	468	9	431	19	4	340	18,292
Arcot (North) District Co-operative Central Bank, Ltd., No. 2161, Vellore	98	752	28	661	50	15	...	61,478
Arcot (South) District Co-operative Central Bank, Ltd., No. 1844	118	672	12	577	81	2	8,877	31,594
Bellary District—Hospet Co-operative Central Bank, Ltd., No. 5398	131	276	9	229	29	9	7,948	7,549
Chingleput District Co-operative Central Bank, Ltd., No. 1560, Conjeeveram ...	107	808	18	756	24	10	...	2,06,980
Chittoor District Co-operative Central Bank, Ltd., No. 5230	81	282	9	255	16	2	...	19,955
Coimbatore District Urban Bank, Ltd., No. 427	178	605	14	539	16	36	...	1,73,438
Uddapah District Co-operative Central Bank, Ltd., No. 3233...	59	181	8	142	31	...	7,450	1,985
Ganjām District—								
Ganjām District Co-operative Banking Union, Ltd., No. 1928, Berhampur ...	75	311	9	268	28	11	...	57,382
Aska Central Co-operative Banking Union, Ltd., No. 2369	12	279	7	265	6	1
Godāvāri District—								
Godāvāri District Co-operative Bank, Ltd., No. 2351, Cocanada	118	137	...	121	16	50,720
Rajahmundry Central Co-operative Bank, Ltd., No. 4200.	29	47	...	35	11	1	...	13,400
Rāmachandrapuram Co-operative Central Bank, Ltd., No. 4201	96	109	...	104	1	4	1,750	19,575
Sri Konaseema Co-operative Central Bank, Ltd., No. 4460 Amalapuram	66	127	6	111	4	6	...	2,000

Central Banks, 1928-29.

the year to		Receipts from loans and deposits repaid during the year by				Loans due by	
Banks and societies.		Individuals.		Banks and societies.		Individuals.	
Long term.	Short term.	Long term.	Short term.	Long term.	Short term.	Long term.	Short term.
(9)		(10)		(11)		(12)	
RS.	RS.	RS.	RS.	RS.	RS.	RS.	RS.
56,23,290		10,53,618		56,34,434		1,67,268	
53,40,000		10,51,877		43,65,544		3,11,678	
1,11,333	4,91,732	64	21,220	2,53,949	4,58,465	276	10,726
5,49,859	3,65,943	...	62,136	7,57,236	2,55,503	...	6,498
3,61,628	2,51,145	10,522	54,014	5,29,528	2,80,247	9,739	8,556
3,18,695	85,119	13,808	4,891	2,03,738	86,789	9,351	5,546
6,28,474	9,21,786	548	2,29,521	7,44,876	9,52,888	1,299	61,662
1,73,623	67,846	45,000	20,201	1,55,758	36,110	...	9,298
8,97,134	8,31,478	...	1,65,091	8,68,429	7,38,768	...	18,779
79,000	74,435	4,415	2,500	77,868	48,657	7,556	1,020
3,55,990	2,02,745	200	50,628	2,30,874	39,720	500	13,210
4,08,560	1,55,597	8,57,866	13,952
5,250	4,70,342	...	51,975	40,101	3,03,934	...	3,344
65,600	70,320	...	14,771	37,708	49,300	...	1,249
1,66,150	10,21,763	1,977	4,700	3,34,778	7,94,129	1,487	14,900
2,85,130	9,22,602	...	1,100	2,55,955	6,40,003	...	900

APPENDIX No. 14.—STATEMENT A.—

	Loans due by		Loans and deposits receive	
	Banks and societies.		Central banks.	
	Long term.	Short term.	Long term.	Short term.
	(13)		(14)	
	RS.	RS.	RS.	RS.
A.—PROVINCIAL BANK.				
Madras Central Urban Bank, Ltd., No. 18	64,37,889	18,22,066	10,78,690	14,97,753
Total, previous year ...	82,40,955			
B.—CENTRAL BANKS.				
Anantapur District Co-operative Central Bank, Ltd., No. 3231.	15,08,383	1,81,248	1,00,000	3,66,641
Arcot (North) District Co-operative Central Bank, Ltd., No. 2161, Vellore	33,65,524	3,20,917	2,00,000	6,42,691
Arcot (South) District Co-operative Central Bank, Ltd., No. 1844	24,50,733	1,85,486	...	74,518
Bellary District—Hospet Co-operative Central Bank, Ltd., No. 5398	9,76,648	55,227	99,000	85,000
Chingleput District Co-operative Central Bank, Ltd., No. 1560, Conjeeveram	44,15,072	2,20,080	5,00,000	15,63,804
Chittoor District Co-operative Central Bank, Ltd., No. 5280.	8,42,261	67,278
Coimbatore District Urban Bank, Ltd., No. 427	20,44,417	6,55,177	...	6,05,151
Cuddapah District Co-operative Central Bank, Ltd., No. 3233.	5,47,857	75,089	...	66,478
Ganjām District—				
Ganjām District Co-operative Banking Union, Ltd., No. 1928, Berhampur	6,22,362	2,08,573	1,75,000	1,15,000
Aska Central Co-operative Banking Union, Ltd., No. 2569	6,81,194	1,50,325	2,35,000	1,65,000
Godāvāri District—				
Godāvāri District Co-operative Bank, Ltd., No. 2351, Cocanada	1,08,213	5,07,668	...	2,83,008
Rajahmundry Central Co-operative Bank, Ltd., No. 4200.	1,47,839	57,244
Rāmāchandrāpāram Co-operative Central Bank, Ltd., No. 4201	7,78,039	7,78,272	95,000	5,05,905
Śree Konaseema Co-operative Central Bank, Ltd., No. 4460, Amalapuram	9,42,413	7,92,562	2,20,000	3,36,976

Central Banks, 1928-29—cont.

during the year from		Individuals and other sources.		Sale of goods to members.		Purchase of members' products.		Cost of management.		Share capital paid up.	
		Long term.	Short term.	Long term.	Short term.						
		(15)	(16)	(17)		(18)		(19)		(20)	
Rs.	Rs.	Rs.	Rs.	Rs.	Rs.	Rs.	Rs.	Rs.	Rs.	Rs.	Rs.
25,0001	0,387	11,54,209	62,905,724	84,188	6,13,750				
23,05,987		5,32,68,8-8		75,745	5,96,350				
31,378	14,082	86,925	10,38,210	11,058	2,27,887				
51,276	1,54,892	2,89,987	38,63,478	15,438	3,87,250				
70 858	3,34,995	4,90,223	34,93,747	18,784	3,35,968				
15,060	1,44,145	1,06,119	4,89,709	8,650	1,59,148				
52,630	1,61,285	4,85,798	4,55,473	22,376	4,14,310				
82,439	2,59,689	1,40,804	7,74,874	7,383	1,60,873				
61,754	5,64,646	2,16,194	85,73,709	16,989	3,36,706				
6,556	1,54,925	1,21,360	4,14,413	3,901	75,270				
5,239	...	1,37,421	6,05,168	3,669	71,392				
4,367	...	31,040	1,29,133	3,534	90,611				
36,775	8,518	29,217	11,31,924	4,423	81,050				
2,646	38,161	29,518	1,88,603	1,101	22,050				
17,861	65,834	78,980	21,74,277	6,797	1,30,340				
13,816	62,924	57,157	15,10,515	7,398	1,76,900				

Central Banks, 1928-29—cont.

Reserve funds and other funds.	Working capital.	Profit and loss for the year			Usual dividend paid on shares.	Most usual rate of interest paid		Uncalled and subscribed share capital.
		Book profit.	Divisible profit.	Loss (including overdue interest).		On borrowings.	On lendings.	
(25)	(26)	(27)	(28)	(29)	(30)	(31)	(32)	(33)
RS.	RS.	RS.	RS.	RS.	PER CENT.	PER CENT.	PER CENT.	RS.
10,78,794	1,48,80,100	2,48,239	2,42,807	...	9
8,88,519	1,40,30,915	2,16,699	2,61,963	...	9
61,654	17,85,551	41,414	33,825	...	9	6,764
1,50,228	38,01,998	80,005	77,711	...	9	11,450
1,00,725	30,03,599	77,837	55,649	...	9	1,55,782
35,171	11,16,997	23,030	14,345	...	9	1,89,148
1,57,203	48,87,989	77,995	77,995	...	9	4,38,690
22,730	10,32,508	32,396	23,778	...	9	11,427
1,87,657	33,24,483	91,569	87,443	...	9	17,894
19,734	7,08,005	85,002	4,605	...	9	980
20,234	8,74,471	16,866	16,000	...	9	17,008
8,938	9,01,485	10,670	10,670	...	9	30,839
29,654	7,14,126	23,106	20,588	...	9
4,112	2,50,054	5,988	5,655	...	9
51,665	16,09,207	44,899	44,539	...	9	160
22,815	18,21,246	27,711	27,711	...	9

APPENDIX No. 14—STATEMENT A.—

(1)	Number of members.		Number of affiliated societies holding shares in Central Banks.				Loans made during	
	Individuals.	Societies.	Central credit.	Agricultural credit.	Non-agricultural credit.	Others.	Individuals.	
							Long term.	Short term.
(2)	(3)	(4)	(5)	(6)	(7)	(8)		
B.—CENTRAL BANKS—cont.							RS.	RS.
Godāvari, West—								
West Godāvari District Co-operative Central Bank, Ltd., No. 2965, Ellore ...	44	242	10	220	11	1	...	22,306
Guntūr District Co-operative Bank, Ltd., No. 530 ...	125	366	11	333	22	...	2,100	68,845
Kanara, (South) District Central Co-operative Bank, Ltd., No. 1113 ...	248	390	...	310	44	30	...	68,835
Kistna District—								
Kistna District Co-operative Bank, Ltd., No. 1442, Masulipatam ...	157	362	14	327	19	2	1,95,740	6,96,858
Vizianwada Central Co-operative Banking Union, Ltd., No. 2987 ...	43	167	8	150	8	1	7,400	60,230
Kurnool District Co-operative Central Bank, Ltd., No. 2411 ...	87	289	11	218	28	12	...	9,075
Madras District—Christian Central Co-operative Bank, Ltd., No. 1874 ...	139	1,355	1	1,169	184	1	5,596	8,609
Madras District—Madura								
Rāmnād Central Co-operative Bank, Ltd., No. 975 ...	106	544	20	477	31	16	1,560	28,323
Melabar District Co-operative Bank, Ltd., No. 2411 ...	145	556	12	481	54	9	...	34,629
Nellore District Co-operative Banking Union, Ltd., No. 2523 ...	81	390	16	349	20	5	12,778	1,97,853
Rāmnād District—Srivilliputtūr Co-operative Banking Union, Ltd., No. 5184 ...	75	224	7	206	4	7	...	1,100
Salem District Urban Bank, Ltd., No. 151 ...	102	475	14	413	43	5	...	84,480
Tanjore District—								
Tanjore District Co-operative Bank, Ltd., No. 1023, Kumbakonam ...	163	326	...	296	17	13	5,420	71,108
Co-operative Central Bank, Ltd., No. 5214, Tanjore ...	258	264	...	223	18	23	...	49,877
Tinnevely District Co-operative Banking Union, Ltd., No. 2890 ...	121	661	19	592	43	7	4,598	52,857
Trichinopoly District Urban Bank, Ltd., No. 178 ...	98	508	19	443	30	16	63,977	40,824
Vizagapatam District Co-operative Banking Union, Ltd., No. 1764, Vizianagaram ...	57	458	...	403	42	13	2,215	34,860
Total, Central Banks ...	3,229	12,606	289	11,110	845	262	3,27,790	21,34,587
Total, previous year ...	3,214	11,944	...	10,524	819	501	22,23,291	...

APPENDICES

Central Banks, 1928-29—cont.

the year		Receipts from loans and deposits repaid during the year by				Loans due by	
Banks and societies.		Individuals.		Banks and societies.		Individuals.	
Long term.	Short term.	Long term.	Short term.	Long term.	Short term.	Long term.	Short term.
(9)		(10)		(11)		(12)	
RS.	RS.	RS.	RS.	RS.	RS.	RS.	RS.
4,78,535	11,36,370	...	18,268	1,58,705	7,07,750	...	7,226
4,51,800	9,81,322	8,555	82,955	3,32,473	8,73,170	2,305	23,420
2,31,736	3,06,391	...	77,025	1,95,248	3,82,083	...	13,310
4,84,290	13,22,901	1,97,980	6,81,598	7,71,581	7,83,897	45,619	49,510
1,91,870	2,98,550	7,290	88,090	1,61,154	2,12,824	3,280	28,140
1,79,310	64,296	...	6,181	1,42,923	40,033	...	10,959
3,24,102	16,46,474	6,190	5,155	4,15,687	16,27,389	10,362	3,454
4,14,007	4,80,426	18	17,522	4,02,016	4,30,111	2,142	10,801
1,74,362	92,063	...	37,502	1,96,691	61,212	...	13,908
2,34,039	4,27,438	64,719	1,82,763	2,50,525	5,01,588	19,055	27,518
2,35,541	93,992	...	1,020	2,40,415	1,13,665	...	130
6,77,860	2,68,419	...	1,04,452	5,27,143	1,69,334	...	11,620
5,37,659	4,02,833	8,137	75,887	4,61,481	3,37,930	7,406	10,824
2,76,683	3,42,890	...	39,993	1,79,229	3,68,456	...	23,557
1,41,107	6,77,201	1,965	52,070	4,24,840	6,02,363	3,208	22,945
19,63,034	3,90,534	36,683	63,898	8,76,862	3,24,832	47,450	14,309
1,60,405	8,15,968	27,230	2,509	35,333	6,70,976	4,352	19,271
1,06,61,756	1,56,29,920	4,25,301	21,69,563	1,09,20,748	1,29,06,044	1,76,887	4,65,665
2,63,56,004		22,42,230		2,02,92,782		2,58,177	4,65,365

APPENDIX No. 14—STATEMENT A.—

	Loans due by		Loans and deposits received	
	Banks and societies.		Central banks.	
	Long term.	Short term.	Long term.	Short term.
	(13)		(14)	
B—CENTRAL BANKS—cont.	RS.	RS.	RS.	RS.
Godāvari, West— West Godāvari District Co-operative Central Bank, Ltd., No. 2935, Ellore	8,21,520	10,19,520	3,28,000	3,20,514
Guntur District Co-operative Bank, Ltd., No. 530 ...	13,42,778	9,58,934	...	9,57,061
Kanara, (South) District Central Co-operative Bank, Ltd., No. 1113 ...	3,28,232	5,81,191	...	3,47,128
Kistna District— Kistna District Co-operative Bank, Ltd., No. 1442, Masulipatam ...	12,52,199	11,22,799	2,60,000	4,53,496
Vizianagā Central Co-operative Banking Union, Ltd., No. 2967 ...	3,49,269	3,05,740	...	1,01,169
Kurnool District Co-operative Central Bank, Ltd., No. 2411 ...	6,92,062	81,416	1,00,000	17,621
Madras District—Christian Central Co-operative Bank, Ltd., No. 1874 ...	8,45,364	1,49,678	...	5,71,763
Madura District—Madura-Rāmūd Central Co-operative Bank, Ltd., No. 975 ...	13,57,354	3,23,418	...	80,814
Malabar District Co-operative Bank, Ltd., No. 2411 ...	10,91,948	62,010	...	48,149
Nellore District Co-operative Banking Union, Ltd., No. 2523 ...	8,99,992	5,63,793	75,000	91,802
Rāmūd District—Srivilliputtar Co-operative Banking Union, Ltd., No. 5184 ...	9,92,912	63,480	1,00,000	1,81,611
Salem District Co-operative Urban Bank Ltd., No. 151 ...	23,17,868	2,24,349	1,45,000	2,24,508
Tanjore District— Tanjore District Co-operative Bank, Ltd., No. 1023, Kumbakonam ...	11,89,309	1,94,254	...	32,253
Co-operative Central Bank, Ltd., No. 5214, Tanjore ...	7,91,858	1,82,844	...	45,000
Tinnevely District Co-operative Banking Union, Ltd., No. 2690 ...	10,76,277	6,64,095	...	79,901
Trichinopoly District Urban Bank, Ltd., No. 175 ...	30,16,478	2,44,693	Nil.	2,66,660
Vizayanagaram District Co-operative Banking Union, Ltd., No. 1764, Vizianagaram ...	2,32,251	8,91,117	225	43,755
Total, Central Banks ...	3,80,32,621	1,18,58,885	26,23,225	85,72,862
Total, previous year ...	3,82,64,513	91,81,613		98,13,980

Central Banks, 1928-29—cont.

during the year from				Sale of goods to members.	Purchase of members' products.	Cost of management.	Share capital paid up.
Primary societies.		Individuals and other sources.					
Long term.	Short term.	Long term.	Short term.				
(15)	(16)	(17)	(18)	(19)	(20)		
RS.	RS.	RS.	RS.	RS.	RS.	RS.	RS.
27,741	...	1,79,725	24,80,789	6,167	1,76,245
27,422	82,184	2,08,052	32,84,972	12,695	1,77,808
46,166	8,18,533	10,868	83,82,890	8,233	1,44,122
58,179	1,89,967	1,14,550	32,85,101	13,883	1,90,498
4,641	15,468	1,67,688	8,52,274	3,737	71,881
19,068	5,000	1,24,390	4,82,521	6,066	1,07,313
1,21,987	17,09,562	1,53,650	10,78,795	20,934	1,82,035
90,376	4,75,354	3,17,145	16,45,280	13,321	2,31,352
11,653	1,69,701	8,630	31,77,254	9,211	1,14,599
9,652	1,44,020	1,72,367	26,31,791	12,805	1,59,406
8,818	7,261	42,595	5,33,829	6,554	1,12,516
8,42,085	5,65,654	2,58,323	28,76,938	17,836	1,81,587
27,700	1,55,475	2,61,590	9,24,742	14,492	1,18,119
41,806	2,18,009	1,50,487	18,93,550	9,931	1,48,422
38,135	4,32,429	2,41,288	8,45,840	18,630	2,06,802
93,658	5,91,078	3,99,838	8,53,641	30,672	1,76,430
23,451	1,75,888	3,53,281	8,65,362	4,088	1,22,280
14,45,345	77,04,879	54,04,849	6,56,58,832	3,40,786	52,03,630
74,07,160		6,63,51,006		2,75,214	46,69,649

APPENDIX No. 14—STATEMENT A.—

Loans and deposits held at the end of the year from

	Loans and deposits held at the end of the year from							
	Societies.		Provincial or Central Banks.		Govern-ment.		Individuals and other sources.	
	Long term.	Short term.	Long term.	Short term.	Long term.	Short term.	Long term.	Short term.
(21)		(22)		(23)		(24)		
B.—CENTRAL BANKS—cont.	RS.	RS.	RS.	RS.	RS.	RS.	RS.	RS.
Godāvari, West—								
West Godāvari District Co-operative Central Bank, Ltd, No 2965, Ellore ...	69,513	...	6,06,000	1,58,012	2,85,280	8,01,420
Guntūr District Co-operative Bank, Ltd., No. 593 ...	1,33,463	30,867	31,300	27,414	8,15,785	11,42,715
Kanara, (South) District Central Co-operative Bank, Ltd., No. 1113... ..	2,70,608	2,22,305	...	33,151	2,72,434	3,78,032
Kistna District—								
Kistna District Co-operative Bank, Ltd., No. 1442, Masulipatam	2,34,999	62,347	1,15,000	34,497	10,02,208	8,28,067
Vizlavada Central Co-operative Banking Union, Ltd., No. 2967	12,950	1,356	...	322	4,61,973	1,99,621
Karnool District Co-operative Central Bank, Ltd., No 2411	37,494	5,000	...	314	3,28,764	3,26,501
Madras District—Christian Central Co-operative Bank, Ltd., No. 1674.	...	1,18,602	5,18,944	1,81,641	4,07,420	2,46,959
Madura District—Madura-Rāmnād Central Co-operative Bank, Ltd., No. 975	4,01,934	1,01,872	...	1,591	9,66,250	9,17,135
Malabar District Co-operative Bank, Ltd., No. 2411	80,707	87,421	...	3,327	10,927	11,26,231
Nelore District Co-operative Banking Union, Ltd., No. 2523	89,859	21,436	1,29,000	603	4,41,379	7,39,048
Rāmnād District—Srivilliputtūr Co-operative Banking Union, Ltd., No. 5184	83,409	1,666	5,91,800	7,430	1,11,920	2,02,380
Salem District Urban Bank, Ltd., No. 151	7,75,799	69,695	1,53,000	2,848	7,11,326	5,97,846
Tanjore District—								
Tanjore District Co-operative Bank, Ltd, No. 1023, Kumbakonam	2,97,742	53,369	652	9,96,204	2,93,365
Co-operative Central Bank, Ltd., No. 5214, Tanjore ...	1,34,364	40,151	...	45,000	3,43,546	5,56,343
Tinnevely District Co-operative Banking Union, Ltd., No. 2690	1,60,924	1,06,394	...	1,154	2,63,269	14,21,393
Trichinopoly District Urban Bank, Ltd., No. 178	4,77,007	78,990	...	345	13,24,141	18,05,372
Vizagapatam District Co-operative Banking Union, Ltd., No. 1764, Vizianagram	95,505	14,225	...	54	10,28,988	3,43,692
Total, Central Banks	54,8,710	13,65,383	69,81,009	18,58,670	1,60,56,088	1,90,41,274
Total, previous year	51,50,140	13,13,998	72,71,601	11,90,676	1,64,35,610	1,67,55,881

APPENDICES

155

Central Banks, 1928-29—cont.

Reserve funds and other funds. (25)	Working capital (26)	Profit and loss for the year.			Usual dividend paid on shares. (30)	Most usual rate of interest paid.		Uncalled and subscribed share capital. (33)
		Book profit. (27)	Divisible profit. (28)	Loss (including overdine interest). (29)		On borrowings. (31)	On lendings. (32)	
RS.	RS.	RS.	RS.	RS.	PER CENT.	PER CENT.	RS.	
45,786	19,22,192	24,246	22,084	...	9	...	1,43,155	
87,972	24,47,024	80,428	71,016	...	9	...	23,992	
52,854	13,68,566	33,581	21,036	...	9	..	1,228	
93,063	25,60,674	65,200	62,473	...	9	...	5,202	
14,354	7,62,407	16,555	14,120	...	9	...	66,969	
41,763	8,42,251	21,447	20,261	...	9	...	92,687	
57,945	17,13,546	17,593	13,785	...	9	...	38,265	
1,25,179	27,45,313	68,776	41,412	...	9	...	46,748	
26,694	14,49,906	41,426	13,777	...	9	...	25,951	
46,659	16,07,493	58,899	41,624	...	9	..	7,294	
25,281	11,39,402	25,365	24,235	...	9	...	14,854	
1,63,749	26,55,870	68,227	59,754	...	9	...	22,163	
62,649	17,32,091	14,263	13,476	...	9	..	11,581	
44,803	13,57,629	24,876	27,834	...	9	...	54,928	
98,497	22,61,498	66,076	65,913	...	9	...	45,688	
3,36,627	41,98,902	79,048	75,379	...	9	..	120	
30,272	16,35,011	27,481	23,287	...	9	..	95,520	
22,26,638	5,82,26,448	13,21,475	10,94,974	15,13,917	
16,25,259	5,46,12,814	12,19,327	9,93,484	12,43,464	

NOTE.—Particulars of outside capital brought into the movement excluding the amount invested by one society in another.

	Provincial Bank.	Central Banks.	Total.
	Rs.	Rs.	Rs.
Share capital of individuals	18,400	14,13,990	15,12,390
Loans and deposits from individuals and other societies	84,12,488	3,50,97,362	4,35,09,850
Reserve Fund ...	9,00,000	16,25,242	25,25,242
Total ...	93,30,888	3,82,16,594	4,75,47,482
Total, previous year ...	91,98,451	3,59,52,670	4,51,49,121

APPENDIX No. 14—STATEMENT B.

APPENDIX NO. 14—STATEMENT B.—Operations of Agricultural Societies, 1928-29.

158

District	Number of societies.	Number of members.	Loans made during the year to			Receipts from loans and deposits repaid during the year by			Loans due by			
			Individuals.		Banks and societies.	Individuals.		Banks and societies.	Individuals.		Of which overdue.	
			Short term.	Long term.		Short term.	Long term.		Short term.	Long term.	Short term.	Long term.
(1)	(2)	(3)	(4)		(5)	(6)		(7)	(8)		(9)	
			Rs.	Rs.	Rs.	Rs.	Rs.		Rs.	Rs.	Rs.	Rs.
AGRICULTURAL SOCIETIES.												
CLASS I.—CREDIT.												
(a) Limited.												
Anantapur	1	52	120	29	340	...	268	...
Arcoot, North	5	248	4,413	8,900	...	2,300	87	...	2,113	12,258	1,338	52
Do South	5	232	1,503	2,004	166	...	168	...
Chingleput	6	690	1,039	52,340	...	668	8,935	...	1,068	1,72,688	313	5,086
Coimbatore	14	355	15,848	48,288	...	27,845	2,773	...	4,638	1,03,357	23	...
Uddapah	1	16	160	296	160	296
Godavari, East	2	306	...	1,61,550	7,149	1,57,401
Kanara, South	15	487	5,090	4,943	4,276	...	543	...
Kistna	2	276	...	1,39,213	35,450	3,21,579
Malabar	1	94	975	677	2,162	...	1,254	...
Nellore	1	22
Salem	1	20	458	...	458	...
Tanjore	2	410	1,05,070	14,810	...	84,991	6,237	...	88,663	35,049	8,425	1,810
Tinnevely	1

APPENDICES

Trichinopoly	1	52	...	31,100	1,192	43,945
Vizagapatam	1	15	351	...	351	...
Total, Limited	59	3,385	1,34,060	4,59,201	...	1,23,248	61,783	...	99,305	8,46,543	8,209	7,228
(b) Unlimited.												
Anantapur	482	25,185	81,813	2,20,460	...	78,799	3,19,419	...	2,01,733	14,96,741	1,38,418	6,75,622
Arcot, North	779	31,842	4,70,770	5,80,621	500	2,22,175	7,19,711	12,927	4,66,256	33,90,255	1,31,531	9,64,717
Do. South	783	30,475	82,995	3,11,471	...	1,05,389	4,23,486	...	2,12,836	23,69,217	1,41,401	9,44,287
Bellary	286	11,433	42,962	4,07,013	...	41,491	2,32,677	...	59,012	10,62,619	33,675	3,24,989
Chinglepat	936	42,159	2,46,829	7,64,237	...	2,08,623	8,18,300	...	3,24,486	49,21,709	94,910	13,22,431
Chittoor	277	8,989	8,474	1,75,902	...	13,539	1,01,558	...	61,410	7,92,736	44,881	4,15,371
Colombatore	528	33,081	5,96,402	7,90,105	...	4,37,376	7,16,355	...	6,66,803	20,41,782	2,22,717	4,58,775
Cuddapah	260	6,437	30,439	57,125	...	15,596	59,462	...	79,814	5,66,289	56,088	3,38,608
Ganjām	563	20,855	3,15,785	7,76,791	...	1,35,981	5,18,024	...	3,49,796	12,98,300	36,270	91,328
Gōdāvari, East	508	49,169	25,48,785	6,65,122	...	19,13,408	6,44,025	...	25,51,491	18,54,022	4,58,202	2,00,637
Do. Agency	12	528	27,144	7,000	...	28,610	435	...	21,494	11,160	...	168
Do. West	346	26,575	21,40,472	6,89,813	...	15,58,504	5,80,910	...	19,48,831	12,82,654	1,32,347	99,172
Guntūr	474	34,467	12,38,968	5,20,264	...	10,73,229	3,97,266	...	13,24,127	13,35,077	2,49,764	2,15,845
Kanara, South	411	34,854	6,74,945	1,45,115	50	7,04,346	78,671	969	9,75,684	3,01,650	4,68,810	53,358
Kistna	416	24,401	12,31,754	4,09,551	...	9,45,411	5,44,165	...	11,30,867	9,87,432	2,34,318	2,07,620
Kurnool	313	9,384	38,000	1,83,011	...	22,469	1,51,653	...	80,393	6,59,215	44,159	2,50,582
Madura	529	31,424	1,36,197	8,61,482	...	98,915	3,39,074	334	1,49,582	12,73,207	44,216	5,24,998
Malabar	512	45,118	3,17,627	1,86,249	661	3,16,406	1,59,755	...	8,10,698	5,76,727	5,22,228	2,82,414
Nellore	439	18,730	4,87,809	1,91,204	...	5,40,006	2,26,533	...	7,35,085	7,35,418	2,47,480	2,05,330
Nilgiris, the	62	2,129	18,208	48,148	...	9,824	33,247	...	31,915	1,58,839	10,687	56,660
Rāmnād	399	18,620	1,03,589	2,75,748	...	99,266	3,04,275	...	1,47,704	13,47,634	80,327	4,73,788
Salem	452	23,201	1,91,435	6,75,558	...	99,192	4,43,939	...	3,06,656	22,99,943	1,26,342	5,52,263
Tanjore	999	42,135	43,306	8,91,877	...	892,222	6,44,395	...	4,97,168	26,59,002	1,46,479	8,11,229
Tinnevely	662	34,806	6,61,074	1,79,515	...	5,77,662	4,35,300	...	7,72,560	12,80,540	1,90,013	4,24,241
Trichinopoly	497	28,818	4,67,459	12,69,754	3,400	4,19,403	8,99,666	2,800	4,30,328	36,97,114	86,037	6,93,663
Vizagapatam	414	17,428	7,36,721	1,48,154	...	5,86,607	17,601	...	9,09,406	2,07,190	2,24,216	6,563
Vizagapatam Agency	4	144	5,765	3,823	7,410	...	50	...
Total, Unlimited	12,323	652,285	1,32,07,546	1,09,22,805	S.T. 3,450 L.F. 1,161	1,06,89,242	98,73,134	S.T. 4,103 L.F. 12,927	1,62,44,024	3,85,79,143	41,62,568	1,05,94,814
Total, Class I	12,382	655,670	1,33,41,806	1,13,81,566	4,611	1,07,82,490	99,84,917	17,030	1,53,43,419	3,94,25,666	41,70,867	1,06,02,037
Total, previous year	11,966	630,298	1,17,31,792	1,46,25,020	16,408	87,30,679	88,83,702	14,063	1,29,43,121	3,78,99,755	36,29,562	96,27,955

APPENDIX No. 14—STATEMENT B.—Operations of Agricultural Societies—1928-29—cont.

District.	Loans and deposits held at the end of the year from						Reserve fund.	Working capital.	Profit and loss for the year.				Most usual rate of interest.		
	Members.	Non-members.	Primary societies.	Provincial or Central banks.		Government.			Book profit.	Divisible profit.	Loss (excluding over-due interest from profits).	Loss (including over-due interest in profits).	Usual rate of dividend paid on shares.	On borrowings.	On lendings.
				Short term.	Long term.										
(19)	(20)	(21)	(22)		(23)	(24)	(25)	(26)	(27)	(28)	(29)	(30)	(31)	(32)	
AGRICULTURAL SOCIETIES—cont.	RS.	RS.	RS.	RS.	RS.	RS.	RS.	RS.	RS.	RS.	RS.	RS.			
CLASS I.—CREDIT.															
<i>(a) Limited.</i>															
Anantapur	90	182	355	122	81	
Arcon, North	6,600	800	...	1,800	4	16,217	360	288	2	2	
Do. South	3,000	720	3,007	371	315	145	145	
Chingleput	1,478	86,250	...	387	8,978	55,500	3,964	1,75,931	6,538	3,258	153	46	
Coimbatore	62,950	...	3,895	...	40,500	326	1,27,741	3,036	2,990	41	41	
Cuddapah	155	...	28	420	202	25	58	
Godavari, East	91,400	50,000	...	1,60,210	1,843	1,843	356	356	
Kanara, South	1,072	195	...	585	3,167	7,884	493	313	280	187	
Kistna	2,42,000	50,000	1,444	3,33,054	4,400	4,400	396	396	
Malabar	957	1,689	997	468	
Nellore	45	500	581	
Salem	1,025	473	1,595	845	
Tanjore	36,365	25,088	...	23,250	6,457	1,23,880	3,519	2,128	162	
Tinnevely	

Tirchinopoly	24,000	21,600	136	54,665	770	769
Visagapatam	42	322	175
Total, Limited	45,640	5,33,208	...	39,867	4,183	2,20,600	17,894	10,06,831	22,746	16,414	1,572	1,153
(b) Unlimited.												
Anantapur	51,418	32,436	...	1,24,021	14,43,875	...	1,81,715	20,29,053	2,27,007	38,846	78,205	526
Arcoot, North	10,859	32,691	585	2,70,914	32,35,567	9,857	2,53,488	43,71,106	4,52,704	1,19,187	64,177	771
Do. South	9,991	11,553	48	1,15,897	22,82,109	75,118	2,07,921	29,97,639	2,81,887	42,428	88,185	863
Bellary	26,980	11,935	...	82,617	9,92,655	1,134	57,907	13,05,813	81,868	22,640	28,548	545
Chingleput	65,412	2,69,641	...	1,88,330	43,97,813	10,399	4,89,081	58,98,341	4,39,914	1,19,569	96,799	581
Chittoor	2,820	5,473	666	18,438	8,09,371	...	54,456	10,25,778	1,41,806	23,467	47,938	217
Coimbatore	10,348	14,976	...	5,03,327	18,19,045	2,699	2,83,892	30,11,662	2,60,200	87,724	26,701	683
Cuddapah	7,042	2,493	...	51,935	5,81,944	...	28,583	7,56,345	70,901	6,082	82,224	710
Gantam	8,946	50,931	...	2,49,327	12,53,918	...	54,521	18,53,656	39,920	25,310	10,089	2,353
Godavari, East	50,303	93,717	...	20,90,822	18,97,501	...	1,75,770	48,78,570	2,05,273	72,028	29,919	1,623
Do. Agency	19,168	11,000	...	186	37,248	510	411	155	14
Do. West	12,782	61,833	...	15,49,034	13,83,222	...	1,87,461	36,12,550	1,11,277	78,544	16,578	400
Guntur	50,818	93,888	...	9,46,092	13,46,298	...	1,23,843	29,65,815	1,44,943	49,001	44,886	2,627
Kanara, South	1,63,967	1,62,866	98	5,28,993	1,51,419	...	1,20,529	14,69,166	1,44,868	89,611	59,482	8,135
Kistna	9,171	41,815	...	8,42,580	10,14,166	...	1,50,077	23,98,540	1,39,665	60,412	25,485	357
Kurnool	8,458	2,163	24	60,322	6,74,159	...	38,272	8,84,123	71,019	21,863	10,944	1,213
Madras	10,325	5,437	1,020	85,890	7,41,467	4,02,125	1,35,827	16,18,838	1,63,044	35,920	46,680	1,057
Malabar	41,634	33,976	1,359	40,372	10,45,649	...	1,18,692	15,55,211	1,93,944	38,977	48,566	288
Nellre	29	3,939	...	5,84,515	8,04,063	...	85,527	16,96,980	1,10,046	21,586	59,395	5,594
Nilgiris, the	687	485	...	20,733	1,18,770	6,000	34,159	1,94,644	48,296	11,459	2,414	5
Ramanad	9,351	36,490	...	95,388	13,03,897	2,092	1,18,218	17,36,193	1,52,849	21,901	69,967	2,951
Salem	19,454	8,708	4,432	2,11,536	22,07,111	...	2,22,766	29,09,757	2,26,242	59,580	56,973	1,522
Tanjore	99,778	2,52,491	1,811	2,19,732	18,79,109	2,97,202	2,73,092	34,91,631	3,87,323	83,707	81,493	2,160
Tinnevely	42,234	51,473	435	6,29,505	11,13,184	...	1,19,562	22,75,874	1,28,749	28,358	48,840	1,236
Trichinopoly	1,81,146	3,64,301	1,150	2,14,409	29,55,417	4,762	3,37,442	45,39,555	3,06,860	1,01,020	29,364	348
Visagapatam	1,768	2,194	...	7,93,215	2,00,029	...	46,230	12,17,209	57,928	27,114	37,045	1,675
Do. Agency	6,710	145	8,343	428	418
Total, Unlimited	8,92,921	16,47,865	11,408	1,04,88,720	3,56,46,978	8,11,568	39,28,841	6,07,39,661	45,69,322	12,21,789	11,75,515	38,542
Total, Class I	9,88,561	21,81,038	11,408	1,05,28,587	3,56,51,111	10,32,188	39,46,736	6,17,46,512	45,92,068	12,38,203	11,77,067	39,695
Total previous year	3,15,560	16,66,507	31,773	82,45,034	3,55,47,689	9,64,869	33,12,906	5,72,80,918	39,92,239	9,89,952	10,97,699	38,950

6½ per cent.
7½ to 8½ per cent.
9½ to 10 ¼ per cent.

APPENDIX

APPENDIX NO. 14—STATEMENT B.—Operations of Agricultural Societies, 1928-29—cont.

Districts.	Loans due by		Loans and deposits received during the year from				Sale of goods to members.	Purchase of members' products.	Cost of management.	Paid up share capital.		
	(10)	(11)	(12)		(13)	(14)						
	Banks and societies.	Members.	Non-members.	Short term.	Long term.	Primary societies.	Short term.	Long term.	(15)	(16)	(17)	(18)
CLASS II.—PURCHASE, PURCHASE AND SALE.	RS.	RS.	RS.	RS.	RS.	RS.	RS.	RS.	RS.	RS.	RS.	RS.
(a) Limited.												
Amanapur	50	255	13,000	584	5,385
Arco, North	1,000	170	7,441
Do. South	27	..	300	452	3,788
Bellary	28,217	1,479	6,990
Chingluput	1,000	1,812	16,784
Chittoor
Coimbatore	4,775	..	1,68,241	6,000	8,546	32,181
Cuddapah	40	..	1,000	13	525
Ganjam	39,800	138	2,720
Ganjam Agency	770	8,182
Gōtavarī, East	85	855
Do. Agency
Kanara, South	8,610	..	10,200	..	50	1,084	28,191
Kurnool	14,000	8,500	85	5,128
Madras	13,000	11,826	4,77
Medura	84	889	430
Malabar	8,100	..	7,050	258	450
Nellore

Ramud	14,367	562	15,364	832	4,118
Salem
Tanjore	1,000	1,500	70,093	450	1,768	15,137
Tinnevely	25,760	2,090	32,951	2,863	8,812
Trichinopoly	3,000	775	10,021	...	5,460	1,406	10,026
Viragapatam	360	...	15,265	2,324	1,900
Do. Agency	3,852	891	19,838
Total, Limited	65,775	27,732	4,19,002	7,000	5,510	...	13,460	37,203	1,81,582
(b) Unlimited—Nil.
Total, Class II	65,775	27,732	4,19,002	7,000	5,510	...	13,460	37,203	1,81,582
Total, previous year	344	57,660	72,110	4,32,881	2,150	925	...	2,800	25,847	1,96,918
CLASS III.—PRODUCTION —Nil.
CLASS IV.—PRODUCTION, PRODUCTION AND SALE.
(a) Limited.
Arcot, South	183	...	13,376	5,000	534	12,699	73,554
Chingleput	3	917
Coimbatore	500	789	7,338
Kanara, South	110	1,000	1,916	2,650	7,034
Madura	17	7,106
Total, Limited	273	1,500	15,292	5,000	534	16,035	95,939
(b) Unlimited—Nil.
Total, Class IV	273	1,500	15,292	5,000	534	16,035	95,939
Total, previous year	5,650	Nil.	5,500	60,757	534	8,729	96,568

APPENDIX NO. 14—STATEMENT B.—Operations of Agricultural Societies, 1928-29—cont.

Districts.	Number of societies.	Number of members.	Loans made during the year to			Receipts from loans and deposits repaid during the year by			Loans due by			
			Individuals.		Banks and societies.	Individuals.		Banks and societies.	Individuals.		Of which overdue.	
			Short term.	Long term.		Short term.	Long term.		Short term.	Long term.	Short term.	Long term.
(1)	(2)	(3)	(4)		(5)	(6)		(7)	(8)		(9)	
CLASS V.—INSURANCE.			RS.	RS.	RS.	RS.	RS.	RS.	RS.	RS.	RS.	RS.
(a) Limited.												
Arrot, South	1	14
Chingleput	8	38
Coinbatore
Kannara, South
Madura
Salem
Total, Limited ...	4	52
(b) Unlimited—NIL.												
Total, Class V ...	4	52
Total, previous year ...	4	58
CLASS VI.—OTHERS.												
(a) Limited.												
Anantapur	1
Arrot, North	1	16

Arcot, South	8	221	2,700	...	270
Chingleput	2	76	9,198
Coimbatore	1	27
Ganjām	2	45
Godāvari, East	5	55	200	80	200	...	30
Do. West
Guntar	9	2,018	556	899	...	1,781	1,425	5,480	3,759	5,000	...	3,894
Kanara, South	1
Kistna	1	85
Madura	1	54	23	...	45	...	45
Malabar	4	91
Rāmnād	1	98
Salem	1	16
Tanjore	14	602	...	7,868	3,200	184	60,997	184	...	314
Tinnevely	1	89
Trichinopoly	10	532	...	19,159	7,018	...	1,25,067	428
Total, Limited ...	68	3,928	566	27,924	...	1,804	11,643	...	16,087	1,92,553	5,429	4,431
<i>(b) Unlimited.</i>												
Chingleput	1	15	451	...	451
Godāvari, East	95	4,931	7,655	2,347	...	4,702	55	14,732	2,437	8,006
Do. West	25	1,581	806	368	...	4,512	...	3,783
Guntar	118	8,241	6,071	972	...	8,365	7,097	13,721	17,119	8,909	...	13,714
Kistna	62	3,328	2,607	889	...	1,040	629	8,643	1,038	886	...	299
Nellore	2	58	303	681	...	308
Rāmnād	1	18
Tanjore	20	554	...	300	...	476	2,704	316	5,045	316	...	3,816
Total, Unlimited ...	324	18,541	17,752	4,358	...	15,663	10,485	...	37,227	26,140	21,850	13,280
Total, Class VI ...	387	22,569	18,318	32,282	...	17,467	22,128	...	52,314	218,693	27,279	12,711
Total, previous year ...	348	20,677	11,856	58,498	2,000	35,873	10,793	...	48,477	1,99,982	29,326	13,891
Grand total of all classes of Agricultural Socie- ties	12,947	6,90,681	1,36,90,988	1,14,29,018	4,611	1,10,53,941	98,62,585	17,080	(a) 1,56,36,671	(b) 3,96,59,098	41,75,095	1,06,18,120
Do. previous year ...	12,471	6,64,504	1,09,02,054	1,46,96,726	19,328	89,98,631	88,60,355	14,772	1,32,35,376	3,81,12,941	41,03,628	96,45,488

(a) Excludes Rs. 3,36,250 due to audit, transfer and liquidation.

(b) Includes Rs. 85,724 due to audit, transfer and liquidation.

APPENDIX No. 14—STATEMENT B.—Operations of Agricultural Societies, 1928-29—cont.

Districts.	Loans and deposits held at the end of the year from						Reserve fund.	Working capital.	Profit and loss for the year.				Usual rate of dividend paid on shares.	Most usual rate of interest.	
	Members.	Non-members.	Primary societies.	Provincial or Central banks.		Government.			Book profit.	Divisible profit.	Loss (excluding over-due interest from profits).	Loss (including over-due interest in profits).		On borrowings.	On lendings.
				Short term.	Long term.										
(19)	(20)	(21)	(22)		(23)	(24)	(25)	(26)	(27)	(28)	(29)	(30)	(31)	(32)	
CLASS II.—PURCHASE, PURCHASE AND SALE.	RS.	RS.	RS.	RS.	RS.	RS.	RS.	RS.	RS.	RS.	RS.	RS.			
(a) Limited.															
Anantapur	355	...	10,688	89	16,412	558	526	7	7			
Arcot, North	1,550	2,000	8,259	2,300	1,526	18,078	675	602	1,897	1,748			
Do South	27	175	...	220	4,210	225	198	235	285			
Bollary	8,924	755	16,369	1,944	1,889	47	48			
Chingleput	1,000	210	...	190	1,889	...	960	20,538	565	937	459	...	48		
Chittoor	
Coimbatore	601	1,05,821	6,000	...	5,655	1,50,259	4,568	4,568	659	659			
Cuddapah	40	400	46	1,011	17	13	10	10			
Ganjām	89,800	42,520	119	116			
Ganjām Agency	200	8,659	12,191	688	357	310	167			
Godāvari, East	268	7	1,130	5	5	214	214			
Do. Agency	76	835	82	18			
Kanara, South	18,784	19,167	50	4,430	6,650	72,272	5,756	3,149	4,272	3,439			
Kurnool	9,261	...	1,547	58	15,994	347	160			
Madura	1	24	282	727	238	238			
Malabar	800	1,250	241	241			
Madras	1,700	15,000	...	17,177	6,360	6,360			
Nellore	75	59	59			
													6½ per cent.		
													7½ to 8½ per cent.		
													9½ to 10½ per cent.		

Rāmnaḍ	7,016	289	...	4,950	540	...	908	17,776	676	676	4,293	1,270
Salem	246	1,976	120	120
Tanjore	100	90	...	43,589	160	3,850	3,532	66,458	1,498	1,634	1,873	887
Tinnevely	4	18,036	427	27,279	1,740	1,479	210	102
Trichinopoly	500	4,215	6,135	1,300	22,176	875	875	520	329
Vizagapatam	360	6,256	216	8,732	23	23	224	123
Do. Agency	6,272	533	2,343	20,011	3,717	1,526	86	43
Total, Limited ...	29,205	22,918	5,815	2,61,543	11,523	22,697	29,155	5,64,438	24,428	18,545	21,782	16,041
(b) <i>Unlimited—Nil.</i>
Total, Class II ...	29,205	22,918	5,815	2,61,543	11,523	22,697	29,155	5,64,438	24,428	18,545	21,782	16,041
Total, previous year ...	31,998	41,840	23,158	2,37,388	4,170	5,900	27,555	6,18,922	2,22,821	16,423	32,768	20,682
CLASS III.—PRODUCTION—Nil.												
CLASS IV.—PRODUCTION, PRODUCTION AND SALE.												
(a) <i>Limited.</i>												
Arcoṭ, South	163	1,900	10,483	36,229	16,140	12,464	1,50,943	1,412	862	21,937	21,937
Chingleput	68	986	812	836	151	127
Coimbatore	500	...	1,000	408	9,236	565	565
Kanara, South	5,050	1,000	...	915	445	14,444	767	767
Madura	229	7,395	174	174
Total, Limited ...	5,050	1,663	1,900	12,408	36,229	16,140	13,614	1,82,943	2,896	1,872	23,420	23,396
(b) <i>Unlimited—Nil.</i>
Total, Class IV ...	5,050	1,663	1,900	12,408	36,229	16,140	13,614	1,82,943	2,896	1,872	23,420	23,396
Total, previous year ...	5,050	1	1,607	1,031	52,143	17,012	12,823	1,86,225	4,213	4,092	20,055	20,055

APPENDIX No. 14—STATEMENT B.—Operations of Agricultural Societies, 1928-29—cont.

Districts.	Number of societies.	Number of members.	Loans made during the year to			Receipts from loans and deposits repaid during the year by			Loans due by			
			Individuals.		Banks and societies.	Individuals.		Banks and societies.	Individuals.		Of which overdue.	
			Short term.	Long term.		Short term.	Long term.		Short term.	Long term.	Short term.	Long term.
(1)	(2)	(3)	(4)		(5)	(6)		(7)	(8)		(9)	
CLASS V.—INSURANCE.												
(a) Limited.												
Arcot, South	1	14	Rs.	Rs.	Rs.	Rs.	Rs.	Rs.	Rs.	Rs.	Rs.	Rs.
Chingleput	8	38
Coimbatore
Kanara, South
Madura
Salem
Total, Limited ...	4	52
(b) Unlimited—Nil.												
Total, Class V ...	4	52
Total, previous year ...	4	58
CLASS VI.—OTHERS.												
(a) Limited.												
Anantapur	1
Arcot, North	1	16

Aroor, South	8	221	2,700	...	270
Chingleput	2	76	9,198
Coimbatore	1	27
Ganjām	2	45
Godāvari, East	5	65	200	30	200	...	30
Do. West
Guntūr	9	2,018	566	899	...	1,781	1,425	5,480	3,759	5,000	...	3,894
Kanara, South	1
Kistna	1	85
Madura	1	54	23	45	...	45
Malabar	4	91
Rāmnād	1	96
Salem	1	16
Tanjore	14	602	...	7,866	3,200	184	60,997	184	314
Tinnevely	1	39
Trichinopoly	10	532	...	19,159	7,018	1,25,067	...	428
Total, Limited ...	68	3,928	566	27,924	...	1,804	11,643	...	15,087	1,92,553	5,429	4,431
<i>(b) Unlimited.</i>												
Chingleput	1	16	451	...	451
Godāvari, East	95	4,931	7,665	2,347	...	4,708	55	14,732	2,437	8,006
Do. West	25	1,581	806	368	...	4,512	...	8,798
Guntūr	118	8,241	6,071	972	...	8,365	7,097	13,721	17,119	8,909	...	13,714
Kistna	62	3,228	2,907	889	...	1,040	629	3,643	1,088	886	...	299
Nellore	2	58	303	681	...	308
Rāmnād	1	18
Tanjore	20	554	...	300	...	476	2,704	316	5,045	316	...	3,816
Total, Unlimited ...	324	18,541	17,752	4,358	...	15,463	10,485	...	37,227	26,140	21,850	18,280
Total, Class VI ...	387	22,569	18,318	32,282	...	17,467	22,128	...	52,314	2,18,693	27,279	12,711
Total, previous year ...	348	20,677	11,856	58,498	2,000	35,873	10,793	...	46,477	1,99,982	29,326	13,891
Grand total of all classes of Agricultural Soci- eties	12,947	6,90,681	1,36,90,986	1,14,23,018	4,611	1,10,53,941	99,62,585	17,030	(a) 1,56,36,671	(b) 3,96,59,098	41,75,095	1,06,18,120
Do. previous year ...	12,471	6,64,504	1,09,02,054	1,46,96,726	19,328	89,98,631	88,80,356	14,772	1,32,35,876	1,81,12,941	41,03,628	96,45,438

(a) Excludes Rs. 3,36,250 due to audit, transfer and liquidation.

(b) Includes Rs. 85,724 due to audit, transfer and liquidation.

APPENDIX NO. 14—STATEMENT B.—Operations of Agricultural Societies, 1928-29—CONT.

Districts.	Loans due by		Loans and deposits received during the year from				Share capital.		
	(10)	(11)	(12)	(13)	(14)	(15)	(16)	(17)	(18)
CLASS V.—INSURANCE.	RS.	RS.	RS.	RS.	RS.	RS.	RS.	RS.	RS.
(a) Limited.									
Arcoot, South	14
Chingleput	42
Coimbatore
Kannara, South
Mantura
Balem
Total, Limited	56
(b) Unlimited—Nil.									
Total, Class V
Total, previous year	14	65
CLASS VI.—OTHERS.									
(a) Limited.									
Anandapur
Arcoot, North

Arcot, South	250	244	888
Chingleput	521	1,504
Coimbatore	330
Ganjām	9	290
Godāvāri, East	6	615
Godāvāri, West
Guntūr	80	11,214
Kanara, South
Kistna	1,584
Madura	8	240
Malabar	164	3,385
Rāmnād	2,920	60	591
Salem	930
Tanjore	31,565	...	12,986	...	7,050	...	3,726	5,541
Tinnevely	4,813	579	304
Trichinopoly	2,000	33,309	...	1,261	11,641
Total, Limited	250	...	40,798	...	12,986	...	40,359	...	6,658	89,032
(b) Unlimited.											
Chingleput	37
Godāvāri, East	191	50	3,550	2,100	348	10,236
Do. West	150	100	14,066
Guntūr	740	10	1,788	500	1,014	30,490
Kistna	1,640	758	208	17,468
Nellore	88	19	212
Rāmnād	7	44
Tanjore	1,089	116	2,959
Total, Unlimited	2,020	60	7,218	8,356	1,810	75,512
Total, previous year	2,000	2,687	535	53,284	7,600	18,950	...	63,727	...	7,324	1,05,017
Total, Class VI	2,270	60	48,014	3,356	12,986	...	40,359	...	8,468	1,14,544
Grand total of all classes of Agricultural Societies	(c) 26,004	8,68,178	16,83,595	1,10,38,810	94,72,223	42,301	810	8,22,035	...	4,70,670	78,48,955
Do. previous year	53,861	7,83,198	13,17,368	81,12,010	1,30,68,030	48,739	940	4,05,997	...	4,07,403	71,65,123

(c) Excludes Rs. 15,438 due to audit, transfer and liquidation.

APPENDIX NO. 14—STATEMENT B.—Operations of Agricultural Societies, 1928-29—cont.

Districts.	Loans and deposits held at the end of the year from					Reserve fund.	Working capital.	Profit and loss for the year.				Usual rate of dividend paid on shares.	Most usual rate of interest.		
	Members.	Non-members.	Primary societies.	Provincial or Central banks.				Government.	Book profit.	Divisible profit.	Loss (excluding over-due interest from profits).		Loss (including over-due interest in profits).	On borrowings.	On lendings.
				Short term.	Long term.										
(19)	(20)	(21)	(22)		(23)	(24)	(25)	(26)	(27)	(28)	(29)	(30)	(31)	(32)	
CLASS V—INSURANCE.	RS.	RS.	RS.	RS.	RS.	RS.	RS.	RS.	RS.	RS.	RS.	RS.			
(a) Limited.															
Aroot, South	3	17	
Chingleput	42	...	2	21	19			
Coimbatore			
Kanara, South			
Madura			
Salem			
Total, Limited	3	59	...	2	21	19			
(b) Unlimited—Nil.															
Total, Class V	3	59	...	2	21	19			
Total, previous year	4	59	22	22			
CLASS VI—OTHERS.															
(a) Limited.															
Anantapur			
Aroot, North	1	1			

Arcoot, South	176	637	180	2,700	122	4,678	105	4	638	207
Chingleput	8,328	1,510	...	48	11,390	3,160	3,160	45	45
Coimbatore	330	752	752
Ganjān	290	2	2
Godāvāri, East	96	711	84	1	29	29
Godāvāri, West...
Guntūr	707	982	2,000	...	1,444	16,327	1,554	126	487	219
Kanara, South
Kistna	57	1,641
Madura	162	402	114	44
Malabar	5,301	...	50	...	4,370	...	2,288	15,394	25	25	4,854	4,854
Rambād	2,920	3,511	36	36
Salem	23	953	25	25
Tanjore	6,180	12,857	...	68,704	8,845	91,927	8,354	1,942	2,246	113
Tinnevely	3,624	1,073	5,001
Trichinopoly	1,42,775	1,985	1,56,401	3,847	2,316	358	358
Total, Limited	6,194	...	6,230	29,328	8,060	2,09,179	10,943	3,08,956	12,006	8,421	9,897	6,615
(b) Unlimited.												
Chingleput	620	657	258	26	34	...
Godāvāri, East	1,348	34	...	5,187	2,262	...	1,868	20,938	2,901	966	2,045	1,157
Do. West	34	2,650	1,138	17,888	1,147	650	406	32
Guntūr	1,887	10	...	4,036	11,043	...	1,598	48,559	2,879	314	4,078	1,742
Kistna	1,611	687	...	1,203	20,949	1,851	1,353	280	261
Nellore	88	17	317	62	61	9	9
Rambād	44	3	3
Tanjore	940	1,250	1,006	695	6,851	1,181	408	505	45
Total, Unlimited	8,709	44	...	13,572	15,222	1,006	7,132	1,16,198	10,232	3,776	7,358	3,236
Total, previous year	8,004	2,800	5,550	33,171	26,670	1,90,805	13,612	3,90,829	21,877	12,897	13,451	7,964
Total, Class VI	9,893	44	6,280	42,900	23,282	2,10,185	18,075	4,25,154	22,288	12,207	16,753	9,851
Grand total of all classes of Agricultural Societies	(d) 9,82,709	(e) 22,05,713	(f) 25,853	(g) 1,08,45,438	(h) 3,57,22,145	(i) 12,81,210	40,07,583	6,29,19,106	46,41,182	12,70,829	12,39,064	89,002
Do. previous year	8,60,612	17,11,148	62,088	86,12,624	3,56,29,672	11,78,586	33,66,900	5,85,76,753	42,41,150	10,08,364	11,64,295	87,693

64 per cent.

7½ to 8½ per cent.

10½ to 16

(d) Includes Rs. 1,39,097 due to audit, transfer and liquidation.

(e) Excludes Rs. 27,230

(f) Do. Rs. 25,020

(g) Excludes Rs. 3,10,84 due to audit, transfer and liquidation.

(h) Includes Rs. 96,142

(i) Do. Rs. 7,67,822

do.

do.

APPENDIX No. 14—STATEMENT C.—Operations of Non-Agricultural Societies, 1928-29.

Districts.	Number of societies.	Number of members.	Loans made during the year to			Receipts from loans and deposits repaid during the year by			Loans due by			
			Individuals.		Banks and societies.	Individuals.		Banks and societies.	Individuals.		Of which overdue.	
			Short term.	Long term.		Short term.	Long term.		Short term.	Long term.	Short term.	Long term.
(1)	(2)	(3)	(4)	(5)	(6)	(7)	(8)	(9)	(10)	(11)	(12)	(13)
NON-AGRICULTURAL SOCIETIES.												
CLASS I.—CREDIT.												
(a) Limited.												
Anantapur	14	3,032	97,832	2,72,822	...	84,257	2,40,996	...	36,269	3,50,820	3,942	45,916
Arcot, North	53	6,735	1,36,974	4,22,815	...	1,32,945	3,72,945	...	57,621	6,15,809	14,893	1,87,112
Do. South	60	7,730	1,12,984	4,41,604	...	1,08,331	4,37,482	...	58,504	8,26,914	11,874	2,01,161
Bellary	28	3,467	66,200	1,20,199	...	66,322	1,13,346	...	44,184	2,07,239	9,498	39,985
Chingleput	28	11,483	60,218	5,82,612	...	51,569	5,42,051	...	38,370	10,52,348	19,709	1,34,087
Chittoor	22	3,921	72,099	3,49,619	...	74,096	2,76,194	...	46,021	7,24,798	16,070	1,89,201
Coimbatore	28	8,161	3,04,134	5,97,460	...	2,62,489	4,85,649	...	2,99,912	6,40,993	50,275	97,441
Cuddapah	35	3,717	72,339	2,59,397	...	76,319	2,18,315	...	27,905	2,95,008	19,262	75,439
Ganjām	28	5,769	97,125	1,69,150	...	1,11,816	96,099	...	85,210	3,06,194	17,250	59,843
Godavari, East	42	5,814	2,11,097	1,97,685	...	1,69,065	1,74,614	...	1,06,554	2,54,528	42,880	46,230
Do. Agency	1	51	805	200	...	702	2,488	200	2,058	...
Do. West	16	1,765	54,622	12,197	...	43,138	8,263	...	88,706	14,114	18,077	787
Guntūr	39	7,150	1,96,806	8,18,182	...	1,80,021	2,57,196	...	1,89,347	5,72,981	66,318	95,760
Kanara, South	45	7,769	4,94,674	2,77,167	...	5,41,150	1,84,584	600	4,77,193	3,36,310	1,88,740	47,909
Kistna	23	3,262	2,61,937	1,00,615	...	1,89,251	77,406	...	1,88,314	1,38,352	30,454	26,664
Kurnool	32	26,777	20,827	97,731	...	24,891	66,756	...	13,088	1,57,419	5,450	34,999

Madras	71	36,749	9,13,817	40,65,713	...	9,47,920	36,11,227	...	2,62,168	30,45,072	14,978	1,78,204
Madura	36	7,481	6,80,433	2,63,551	...	6,46,187	2,32,036	...	5,76,220	3,40,577	70,699	56,458
Malabar	74	7,349	1,30,717	90,327	...	1,57,300	74,788	...	1,71,500	1,29,652	68,414	48,926
Nellore	26	2,699	44,944	1,81,225	...	47,173	1,24,653	...	40,834	2,62,691	13,027	58,550
Nilgiris, The	6	2,222	61,385	1,45,185	...	55,927	1,19,221	...	51,237	1,22,353	10,472	24,662
Rāmnād	27	4,248	1,09,553	2,96,030	...	1,13,134	2,35,811	...	97,830	4,41,328	28,972	72,354
Salem	43	6,708	4,73,898	8,12,422	...	4,73,369	2,48,823	...	6,81,849	4,07,131	48,787	80,400
Tanjore	24	10,646	2,70,378	4,86,999	...	2,54,654	4,24,558	...	1,74,983	6,76,861	37,490	1,60,845
Tinnevely	47	8,281	2,32,880	4,21,096	...	1,75,019	3,98,770	...	1,79,633	5,42,250	27,675	96,439
Trichinopoly	25	14,590	5,03,858	14,87,792	6,495	4,83,067	14,25,076	...	2,73,180	17,56,507	27,202	1,35,631
Vizagapatam	49	8,192	4,00,175	2,44,879	...	3,24,960	1,87,840	...	3,47,454	2,79,308	74,029	25,410
Total, Limited	927	1,91,482	61,20,161	1,22,53,472	6,495	57,94,980	1,06,34,199	600	45,75,274	1,50,80,856	8,89,196	22,98,141

(b) Unlimited.

Anantapur	3	607	2,635	17,360	...	2,373	9,310	...	4,369	33,900	2,699	8,651
Arcot, North	8	973	6,158	27,780	...	3,165	23,341	...	8,297	71,577	602	15,361
Do. South	7	524	890	4,074	...	1,488	4,113	...	371	10,129	311	4,340
Bellary	5	370	10,716	10,986	...	8,887	7,787	...	9,362	18,140	2,847	6,329
Chingleput	15	1,614	22,579	58,985	...	19,889	41,123	...	5,647	1,32,740	2,247	20,305
Chittoor	1	45	17	14	...	199	1,418	199	1,298
Coimbatore	13	645	12,878	2,508	...	12,655	3,539	...	5,303	8,070	2,663	4,671
Cuddapah	2	81	...	2,581	1,134	2,929	...	461
Ganjām	6	352	28,863	4,030	...	3,387	6,427	...	27,522	12,161	852	823
Gōdāvāri, East	3	249	29	806	...	806	...
Do. West	1	19	890	194	91	...	559	51	199	51
Guntur	4	176	4,590	938	...	6,132	1,190	...	5,084	2,068	241	972
Kanara, South	10	1,062	62,676	13,173	...	57,445	10,556	...	53,742	24,298	32,939	14,819
Kistna	14	767	6,528	2,992	...	8,325	4,573	...	11,549	5,676	6,315	2,328
Kurnool	7	142	...	475	...	146	965	...	783	3,083	738	2,628
Madras	52	4,849	71,788	40,473	...	69,735	44,320	...	54,662	83,334	28,114	45,672
Madura	6	607	3,086	3,080	...	3,198	6,346	...	1,817	2,841	1,452	311
Malabar	8	959	11,759	3,727	...	8,985	3,518	...	12,750	10,512	4,980	6,777
Nellore	3	118	270	2,485	...	254	4,847	...	489	13,057	219	3,057
Rāmnād	9	341	...	5,250	...	285	4,538	...	442	24,563	259	11,847
Salem	5	147	3,879	3,509	216	...	3,160	242	888	106
Tanjore	19	1,942	51,837	58,239	...	67,318	24,677	...	30,078	1,83,478	12,048	85,511
Tinnevely	9	579	4,863	2,844	...	3,197	8,086	...	5,568	14,706	4,770	7,401

APPENDIX No. 14—STATEMENT C.—Operations of Non-agricultural Societies, 1928-29—cont.

178

Districts.	Loans due by	Loans and deposits received during the year from							Sales of goods to members.	Purchase of members' products.	Cost of management.	Share capital—Outstanding at the end of the year
	Banks and societies.	Individuals.		Central banks.		Primary societies.	Government.					
		Members.	Non-members.	Short term.	Long term.		Short term.	Long term.				
(10)	(11)		(12)		(13)	(14)		(15)	(16)	(17)	(18)	
NON-AGRICULTURAL SOCIETIES.	RS.	RS.	RS.	RS.	RS.	RS.	RS.	RS.	RS.	RS.	RS.	
CLASS I.—CREDIT.												
(a) Limited.												
Anantapur	3,03,892	1,40,770	86,000	17,500	5,318	1,28,098
Arcot, North	1,08,080	1,60,609	39,981	61,865	10,619	2,29,610
Do. South	3,47,335	3,22,918	1,03,900	61,687	7,480	13,623	2,27,480
Bellary	494	48,745	34,864	256	12,376	3,696	1,01,211
Chingleput	5,75,132	3,89,350	39,803	3,33,280	16,546	2,38,438
Chittoor	4,78,560	4,20,026	1,07,106	10,825	7,353	1,68,740
Coimbatore	8,80,624	4,89,087	1,06,524	27,400	16,782	3,33,042
Cuddapah	90,102	20,975	46,377	35,375	4,867	1,11,510
Ganjām	1,70,534	75,038	17,225	29,409	4,851	42,651
Godāvari, East...	91,225	1,21,715	1,53,821	12,675	5,217	1,87,382
Do. Agency	350	5	1,325
Do. West...	2,647	9,542	10,450	13,750	907	30,984
Guntūr	2,09,442	3,82,346	66,510	10,100	6,931	1,64,925
Kanara, South	2,47,296	3,60,969	71,616	13,989	200	15,198	2,16,423
Kistna	1,98,045	1,39,898	1,07,705	15,700	4,877	84,429
Kurnool	48,875	12,212	11,918	26,066	2,258	49,093

APPENDICES

12-A

Madras	8,10,002	8,90,144	9,04,059	2,18,955	69,636	18,85,396
Madura	7,52,975	3,14,759	2,34,408	45,341	17,004	4,04,878
Malabar	84,345	88,580	14,348	4,581	4,747	1,26,561
Nellore	72,172	23,695	21,611	59,490	3,706	87,507
Nilgiris, the	75,931	7,797	12,650	9,949	4,713	67,912
Rāmnād	4,18,579	8,12,497	88,139	93,410	8,938	1,67,613
Salem	6,95,256	8,38,066	65,898	71,913	16,445	2,59,390
Tanjore	5,03,442	3,42,287	1,53,433	98,406	16,629	1,96,349
Tinnevelly	8,45,890	3,51,338	21,013	22,550	12,783	2,15,210
Trichinopoly	10,745	4,48,362	7,11,852	42,088	28,484	6,77,157
Visagapatam	2,00,316	99,780	1,14,278	8,155	2,59,354
Total, Limited ...	11,239	88,03,404	71,10,939	28,40,076	13,79,559	7,680	8,01,186	61,25,664

(b) Unlimited.

Anantapur	13,728	5,849	607	5,376
Arcoot, North	17,728	18,544	3,351	10,530	1,289	16,782
Do. South	100	2,100	140	3,291
Bellary	775	2,000	..	1,100	223	16,841
Chingleput	12,892	38,143	83,581	1,43,487	1,960	20,659
Chittoor	6	885
Coimbatore	280	..	3,860	450	215	5,996
Cuddapah	46	1,651
Ganjām	28,380	468	4,670
Godāvāri, East	3	552
Do. West	800	4	180
Guntūr	1,003	..	3,400	640	51	1,274
Kanara, South	3,830	29,687	22,387	250	1,558	19,616
Kistna	681	..	3,100	355	7,240
Kurnool	420	1,410	26	867
Madras	96	135	..	19,930	2,000	2,835	78,187
Madura	99	67	..	1,140	102	2,674
Malabar	1,504	4,000	487	9,268
Nellore	275	2,330	299	2,069
Rāmnād	10	18	650	5,170	194	6,206
Salem	1,250	11	1,211
Tanjore	10,148	48,505	60,990	6,473	2,491	39,086
Tinnevelly	1,000	2,343	2,376	1,808	238	3,656

APPENDIX

179

196

APPENDIX No. 14—STATEMENT C.—Operations of Non-agricultural Societies, 1928-29—cont.

182

Districts.	Number of societies.	Number of members.	Loans made during the year to			Receipts from loans and deposits repaid during the year by			Loans due by			
			Individuals.		Banks and societies.	Individuals.		Banks and societies.	Individuals.		Of which overdue.	
			Short term.	Long term.		Short term.	Long term.		Short term.	Long term.	Short term.	Long term.
(1)	(2)	(3)	(4)		(5)	(6)		(7)	(8)		(9)	
CLASS I.—CREDIT—cont.												
(b) Unlimited—cont.												
Trichinopoly	7	1,326	12,087	2,775	...	12,577	9,631	...	12,633	29,022	5,119	13,997
Vizagapatam	1	292	683	1,652	...	1,652	...
Total, Unlimited ...	217	18,200	3,18,368	2,65,290	...	2,48,677	2,14,592	...	2,66,518	6,49,556	1,08,004	2,07,214
Total, Class I ...	1,144	209,662	64,38,529	1,25,18,762	6,485	60,88,857	1,08,47,791	600	48,31,792	1,57,40,212	9,97,200	24,45,355
Total, previous year ...	1,185	197,945	57,31,353	1,14,39,881	37,030	55,90,194	97,55,896	23,984	46,97,956	1,39,39,154	10,46,360	20,95,854
CLASS II.—PURCHASE, PURCHASE AND SALE.												
(a) Limited.												
Anantapur	4	227
Arcoot, North	6	274
Do. South	14	1,045	24	409	...	409
Bellary	7	605
Chingleput	5	366
Chittoor	4	218	300	1,348	...	485	1,407	...	711	1,270	511	357

APPENDICES

Coimbatore	13	1,149	6,509	8,385	4,575	...	2,606	...
Cuddapah	1	17
Goajām	14	624	61
Godāvāri, East	12	354
Do. Agency	1	10
Do. West	2	78
Guntur	4	94	675	749	29
Kanara, South	6	485	1,050	1,847	1,449	...	1,281	...
Kistna	4	342	124	166	...	166	...
Kurnool	7	325	73	156	...	156	...
Madras	6	6,312	37,101	9,560	...	69,388	7,721	...	53,602	4,024	23,627	35
Madura	6	1,967
Malabar	48	2,282	741	45	...	817	6	...	1,648	48	1,044	9
Nellore	3	124
Nikiriā, the	2	716
Rāmnād	9	342	1,257	...	1,257
Salem	6	54
Tanjore	11	957
Tinnevely	4	378
Trichinopoly	7	277
Vizagapatam	15	1,228
Do. Agency	3	163
Total, Limited ...	224	21,234	46,267	10,848	...	81,879	9,159	...	62,836	7,008	29,891	2,067
(b) Unlimited.												
Bellary	1	23	144	44	128	...	100	871	...	789
Goajām	3	368	2,850	2,330	...	89	3,318	...	2,896	5,551	18	1,002
Godāvāri, East	3	186	3,860	4,320	4,615	...	6,274	2,425	2,814	1,825
Guntur	1	101	810	245	...	4,230	2,411	4,260	694
Kistna	3	97	298	383	552	...	284	...
Kurnool	1	18
Nellore	2	70	2,404	749	...	1,856	184	...	1,420	615	3	1
Rāmnād	2	147	...	3,750	...	30	3,241	...	118	11,600	118	2,052
Total, Unlimited ...	16	1,030	9,558	7,929	...	7,562	11,682	...	15,565	23,478	7,470	6,863
Total, Class II ...	240	22,264	55,823	18,177	...	89,441	20,840	...	78,421	80,481	36,861	8,430
Total, previous year ...	218	21,285	96,822	20,400	...	79,69	8,036	...	1,12,398	84,754	13,275	6,029

APPENDIX No. 14—STATEMENT C.—Operations of Non-agricultural Societies, 1928-29—cont.

Districts.	Loans due by		Loans and deposits received during the year from						Sale of goods to members.	Purchase of members' products.	Cost of management.	Outstanding at the end of the year.	
	Banks and societies.		Individuals.		Central banks.		Primary societies.	Government.					
			Members.	Non-members.	Short term.	Long term.		Short term.					Long term.
(10)	(11)		(12)		(13)	(14)		(15)	(16)	(17)	(18)		
CLASS I.—CREDIT—cont.	RS.	RS.	RS.	RS.	RS.	RS.	RS.	RS.	RS.	RS.	RS.		
(b) Unlimited—cont.													
Trichinopoly	585	645	7,670	2,451	1,340	8,413		
Vizagapatam	2	1,260		
Total, Unlimited	64,657	1,40,934	1,72,060	2,02,059	3,410	...	14,381	2,62,912		
Total, Class I ...	11,239	38,68,061	72,51,873	28,12,136	15,81,618	7,680	...	3,410	...	3,24,517	63,78,576		
Total, previous year ...	22,534	87,16,744	83,40,487	28,33,273	14,20,617	11,129	1,67,866	1,101	4,253	2,84,299	58,41,058		
CLASS II.—PURCHASE, PURCHASE AND SALE.													
(a) Limited.													
Anantapur	97	548		
Arcot, North	868	3,239		
Do. South	200	...	2,050	3,863	7,628		
Bellary	382	10,290	463	3,467		
Ohingleput	1,030	35,483	1,810	4,238		
Chittoor	375	627	2,486		

APPENDIX No. 14—STATEMENT E.

APPENDIX No. 14—STATEMENT E.—

District.	Name of the society.	Number of members.	Amount of risk insured.	Premia collected.	Supplementary contributions collected.
(1)	(2)	(3)	(4)	(5)	(6)
Arcoot, South	1. Madiyanur Cattle Insurance C.S., Ltd., No. E. 1096	14	RS. ...	RS. ...	RS. ...
Chingleput	2. Kiliecheri Cattle Insurance C.S., Ltd., No. G. 629	15	RS. ...	RS. ...	RS. ...
	3. Mukundagiri Cattle Insurance C.S., Ltd., No. G. 631	14	RS. ...	RS. ...	RS. ...
	4. Mappadu Cattle Insurance C.S., Ltd., No. G. 906	10	RS. ...	RS. ...	RS. ...
Total	...	53	RS. ...	RS. ...	RS. ...

Coimbatore	1,94,902	64,126	1,694	9,632	10,167
Cuddapah	190	3,237
Ganjām	175	525	468	2,201
Godāvari, East	1,200	18
Do. Agency	6	78
Do. West	178	486
Guntur	500	1,526	3,946
Kanara, South ...	200	1,501	1,739	3,058
Kistna	1,247	3,477
Kurnool	1,386	250	68,294	1,10,437
Madras	2,44,412	600	8,868	5,000	11,448	57,357
Madura	1,454	340	86,063	3,931	13,941
Malabar	1,740	133	23,515	255	804
Nellore	1,300	4,463	12,998
Niigiris, the ...	900	630	8,868	11,268	7,520	12,307
Rāmnād	2,209	7,242	1,800	...	500	162	1,755
Salem	142	2,777	7,514
Tanjore	616	0,776	...	10,045	749	3,037
Tinnevely	2,673	4,458
Trichinopoly ...	3,300	550	1,400	1,836	6,722
Vizagapatam ...	19,226	24,726	25,500	17	164
Do. Agency
Total, Limited ...	4,69,923	1,98,557	1,18,924	19,618	11,945	1,25,608	2,79,818
(b) Unlimited.										
Hellary	300	24	97
Ganjām	2,600	3,245	59	1,283
Godāvari, East ...	400	...	3,500	42	1,891
Guntur	18	993
Kistna	18	7	139
Kurnool	19
Nellore	1,140	700	11	586
Rāmnād	3	20	...	3,450	148	2,411
Total, Unlimited ...	408	38	7,540	7,895	304	7,222
Total, Class II ...	4,70,326	1,38,590	1,26,464	27,013	11,945	1,25,910	2,87,070
Total, previous year ...	5,50,507	78,705	1,25,335	28,778	18,335	1,10,138	2,78,456

APPENDIX No. 14.—STATEMENT C.—Operations of Non-agricultural Societies, 1928-29—cont.

Districts.	Number of societies.	Number of members.	Loans made during the year to			Receipts from loans and deposits repaid during the year by			Loans due by			
			Individuals.		Banks and societies.	Individuals.		Banks and societies.	Individuals.		Of which overdue.	
			Short term.	Long term.		Short term.	Long term.		Short term.	Long term.	Short term.	Long term.
(1)	(2)	(3)	(4)		(5)	(6)		(7)	(8)		(9)	
CLASS III.—PRODUCTION.			RS.	RS.	RS.	RS.	RS.	RS.	RS.	RS.	RS.	RS.
(a) Limited.												
Ohingleput	1	522	203	...	203	...
Total, Limited ...	1	522	203	...	203	...
(b) Unlimited—Nil.
Total, Class III ...	1	522	203	...	203	...
Total, previous year...	1	637	69	28	...	203
CLASS IV.—PRODUCTION, PRODUCTION AND SALE.												
(a) Limited.												
Abantapur	3	205	275	141	2,983	...	2,708	3,955	2,433	2,767
Aroor, South	1	23	363	1,785	...	1,785	...
Ganjām
Godāvāri, East	1	48

Do. West ...	5	526
Kanara, South ...	1	47
Kistna ...	2	87
Kurnool ...	1	31
Madras ...	7	76
Madura ...	1	19
Malabar ...	1	13
Rāmnād ...	1	37
Salem ...	1	28	1,526	...	1,526
Vizagapatam ...	1	119
Total, Limited ...	26	1,257	275	504	2,983	...	6,019	3,955	5,744	2,767
(b) Unlimited.												
Ganjām ...	1	44	454	...	108	1,954	108	715
Kistna
Nellore ...	1	42	1,859	1,452	1,211
Tanjore ...	1
Total, Unlimited ...	3	86	1,859	1,452	454	...	1,819	1,954	108	715
Total, Class IV ...	29	1,343	2,134	1,956	3,437	...	7,338	5,909	5,852	3,482
Total, previous year ...	22	1,128	2,713	870	...	1,159	4,907	...	5,409	11,093	5,139	4,923
CLASS V.—INSURANCE— <i>Nil.</i>												
CLASS VI.—OTHERS. (a) Limited.												
Anantapur ...	8	139	915	3,018	...	699	821	...	539	8,692	129	1,280
Arcoot, North ...	9	329	...	18,874	9,316	1,19,652	...	24,721
Do. South ...	5	203	...	3,352	5,887	46,178	...	7,849
Bellary ...	4	74	...	6,900	24,743	1,21,912	...	22,519
Chingleput ...	12	504	...	36,205	13,323	1,05,865	...	386
Chittoor ...	2	13	...	2,800	399	7,938	...	390
Coimbatore ...	18	819	...	91,965	31,221	3,01,835	...	18,925
Cuddapah ...	18	317	...	2,660	...	324	3,805	...	4,293	48,817	4,263	16,753
Ganjām ...	6	119	...	5,790	1,099	26,789	...	1,602
Godāvāri, East ...	12	847	...	19,320	6,703	90,324	...	55,743

APPENDIX No. 14—STATEMENT C.—Operations of Non-agricultural Societies, 1928-29—cont.

Districts.	Loans and deposits held at the end of the year from					Profit and loss for the year.					Usual rate of dividend paid on shares.	On borrowings.	On loadings.	
	Members.	Non-members.	Primary Societies.	Provincial or Central Banks.	Government.	Reserve fund.	Working capital.	Book profit.	Divisible profit.	Loss (excluding over- due interest from profits).				Loss (including over- due interest in profits).
	(19)	(20)	(21)	(22)	(23)	(24)	(25)	(26)	(27)	(28)	(29)	(30)	(31)	(32)
Class III.—PRODUCTION.	Rs.	Rs.	Rs.	Rs.	Rs.	Rs.	Rs.	Rs.	Rs.	Rs.	Rs.			
(a) Limited.	24	1,707	...	1,390	...	1,107	7,410	2,681	2,468			
Chingleput ...	24	1,707	...	1,390	...	1,107	7,410	2,681	2,468			
Total, Limited ...	24	1,707	...	1,390	...	1,107	7,410	2,681	2,468			
(b) Unlimited.—Nil.			
Total, Class III ...	24	1,707	...	1,390	...	1,107	7,410	2,681	2,468			
Total, previous year ...	24	1,830	...	1,706	...	1,107	7,849	2,175	2,025			
Class IV.—PRODUCTION, PRODUCTION AND SALE.														
(a) Limited.														
Anantapur ...	35	171	...	2,830	...	6,385	...	408	13,953	467	44	614
Arcoot, South	1,810	2,945	863	...	802
Ganjam
Godavari, East	197	427	521	521

CI

Do. West	501	...	4,750	905	22,779	616	251	3,658	3,197
Kanara, South	305	27	27
Kistna	55	2,923	173	173
Kurnool	58	1,228	49	49
Madras	120	19	19
Madura	81	1,006	75	75
Malabar	180	212
Rāmnād	282	2	2
Salem ...	47	354	132	1,066	769	...	108	...
Vizagapatam ...	1,400	275	45	2,706	673	673
Total, Limited ...	1,482	672	180	8,199	6,385	...	3,191	49,952	3,928	1,482	5,003	3,523
(b) Unlimited.												
Ganjām	1,790	...	218	2,377	119	...	219	...
Kistna
Neilore ...	627	1,330	118	2,139	862	433
Tanjore	9,683	8,983	228	228
Total, Unlimited ...	627	1,330	11,473	...	336	14,499	1,209	661	219	...
Total, Class IV ...	2,109	672	180	9,529	17,858	...	3,527	64,451	5,137	2,143	5,222	3,523
Total, previous year ...	3,370	475	255	12,459	8,720	...	3,153	57,669	2,580	592	5,114	3,500
CLASS V.—INSURANCE— Nil.												
CLASS VI.—OTHERS.												
(a) Limited.												
Anantapur	1,300	2,786	206	14,223	896	446	85	37
Arout, North	1,000	...	654	...	81,218	4,177	1,28,914	10,471	2,968	1,753	1,753
Do. South	35,813	1,126	55,585	7,233	25	1,954	...
Bellary	70,290	2,253	1,13,028	14,663	8,235
Chingleput	2,400	67,849	5,487	1,14,812	8,096	7,598	126	54	...
Chittoor	6,135	37	8,142	244	34
Coimbatore ...	2,600	42,252	...	3,171	10,000	1,59,441	9,644	3,05,720	14,767	10,002	123	67
Cuddapah ...	170	100	...	6,702	810	31,863	814	58,564	6,269	3,770	5,604	3,598
Ganjām ...	3,600	1,200	19,405	182	34,506	404	190	920	670
Gedāvari, East ...	22	765	...	58,964	1,468	98,087	5,706	3,019	266	266

6 to 9 per cent.

5 to 7½ per cent.

7½ to 9½ per cent.

APPENDIX

APPENDIX No. 14—STATEMENT C.—Operations of Non-agricultural Societies, 1928-29—cont.

Districts.	Number of societies.	Number of members.	Loans made during the year to			Receipts from loans and deposits repaid during the year by			Loans due by			
			Individuals.		Banks and societies.	Individuals.		Banks and societies.	Individuals.		Of which overdue.	
			Short term.	Long term.		Short term.	Long term.		Short term.	Long term.	Short term.	Long term.
(1)	(2)	(3)	(4)		(5)	(6)		(7)	(8)		(9)	
CLASS VI.—OTHERS.			RS.	RS.	RS.	RS.	RS.	RS.	RS.	RS.	RS.	RS.
<i>(a) Limited.</i>												
Gōdāvāri, West ...	1	68	...	11,180	2,419	26,027	...	48
Guntūr ...	6	97	...	85,930	468	...	775	59,857	775	674
Kanara, South ...	12	366	...	840	...	400	2,528	53,740	...	18,017
Kistna ...	12	285	...	10,680	12,561	3,44,214	...	82,225
Kurnool ...	6	107	...	4,422	5,522
Madras ...	20	3,314	...	4,00,243	51,841	8,37,709	...	555
Madras ...	6	279	...	11,527	10,595	1,46,858	...	3,375
Malabar ...	2	52	...	1,287	5,822	28,242	...	1,053
Nellore ...	3	60	...	2,780	2,780
Nilgiris, The ...	4	182	...	2,175	8,522	58,129	...	5,140
Rāmnād ...	5	108
Salem ...	2	121	...	54,315	15,835	1,54,708	...	30,966
Tanjore ...	23	1,956	...	23,890	5,698	85,582	...	3,427
Tinnevely ...	5	187	...	4,100	4,613	50,711	...	782
Trichinopoly ...	11	641	...	38,800	1,564	41,640
Vizagapatam ...	10	484	...	79,840	13,665	3,39,759	...	4,358
Total, Limited ...	220	11,571	915	8,76,241	...	1,423	2,33,376	...	5,577	31,14,375	5,187	2,45,543

(b) Unlimited.												
Arcot, South	1	41
Coimbatore	5	305	80	104	...	17	7	...	620	6,820	540	3,221
Godavari, East	2	46	216	1,872	...	1,432
Do. West	3	262	150	150
Guntur	1	80	...	1,215	250	965
Kistna	7	872
Madras	1	...	5,586	7,510	155	...	155	...
Nellore	4	47
Tanjore	1	57
Total, Unlimited ...	25	1,210	5,818	1,319	...	7,527	475	...	925	9,457	695	4,853
Total, Class VI ...	245	12,781	6,731	8,77,560	...	8,950	2,33,749	...	6,502	31,23,832	5,862	2,50,196
Total, previous year ...	217	12,069	12,977	7,16,859	..	8,632	1,74,614	...	17,641	24,95,765	3,120	1,62,075
Grand total of all non-agricultural societies.	1,659	246,592	65,03,217	1,34,14,499	6,495	61,89,204	1,11,05,817	600	49,24,256	1,89,09,434	10,45,978	27,07,463
Grand total of all non-agricultural societies of previous year ...	1,593	233,034	58,43,865	1,21,78,040	37,030	58,79,154	99,43,022	23,984	84,33,404	1,84,79,989	10,88,894	22,61,085

(a) Excludes Rs. 38,23,161 due to audit, transfer and liquidation.

(b) Includes Rs 1,11,788 do. do.

APPENDIX No. 14—STATEMENT C.—Operations of Non-agricultural Societies, 1928-29—cont.

Districts.	Loans due by Banks and societies.	Loans and deposits received during the year from						Sale of goods to members.	Purchase of members' products.	Cost of management.	Share capital outstanding at the end of the year.	
		Individuals		Central banks.		Primary societies.	Government.					
		Members.	Non-members.	Short term.	Long term.		Short term.					Long term.
(10)	(11)		(12)		(13)	(14)		(15)	(16)	(17)	(18)	
CLASS VI.—OTHERS.	RS.	RS.	RS.	RS.	RS.	RS.	RS.	RS.	RS.	RS.	RS.	
(a) Limited—cont.												
Godāvāri, West	10,920	89	6,585	
Guntūr	33,220	75	29,960	
Kanara, South	750	5,484	450	7,992	28,886	
Kistna	8,580	608	1,01,896	
Kurnool	200	43	5,960	
Madras	3,711	1,159	160	150	...	2,74,866	9,468	3,52,228	
Madura	616	4,000	482	44,238	
Malabar	180	8,068	
Nellore	17	8,206	
Nilgiris, The	648	171	27,515	
Itāmnād	325	424	2,149	
Salem	33,660	782	40,954	
Tanjore	350	100	28,114	3,975	555	14,160	8,546	40,802	
Tinnevely	176	12	508	4,400	1,816	3,416	
Trichinopoly	1,800	3,882	2,978	...	7,050	26,500	4,787	29,693	
Vizagapatam	18,925	...	5,000	64,780	848	87,318	
Total, Limited	25,803	33,169	66,854	23,025	7,605	5,64,282	43,364	11,04,956	

(b) Unlimited.													
Arcot, South	8	147
Coimbatore	106	1,559
Godāvari, East	229
Do. West	150	26
Kistna	20
Madras	227	1,000	14,228	297
Nellore	35
Tanjore	139
Guntūr	1,215	71
Total, Unlimited	377	1,000	1,215	14,633	4,289
Total, Class VI	25,808	33,169	67,231	24,025	7,605	...	5,65,497	58,097	11,09,244
Total, previous year	47,768	35,298	95,335	19,203	25,361	6,665	4,39,829	68,553	9,55,991
Total of all non-agri-cultural societies.	(c) 11,239	93,86,343	74,28,632	30,08,729	16,44,156	2,740	...	5,68,847	5,11,465	78,08,648
Total of all non-agri-cultural societies of previous year ...	22,534	93,17,622	64,54,550	30,60,623	14,86,798	55,825	1,74,431	4,40,930	4,64,784	71,07,914

(c) Excludes Rs. 17,190 due to audit, transfer and liquidation.

APPENDIX No. 14—STATEMENT C.—Operations of Non-agricultural Societies, 1928-29—cont.

Districts.	Loans and deposits held at the end of year from						Reserve fund.	Working capital.	Profit and loss for the year.				Usual rate of dividend paid on shares.	Most usual rate of interest.	
	Members.	Non-members.	Primary societies.	Provincial or Central banks.		Government.			Book profit.	Divisible profit.	Loss (excluding over- due interest from profits—	Loss (including over- due interest in profit—		On borrowings.	On lendings.
				Short term.	Long term.										
(19)	(20)	(21)	(22)		(23)	(24)	(25)	(26)	(27)	(28)	(29)	(30)	(31)	(32)	
CLASS VI.—OTHERS.	RS.	RS.	RS.	RS.	RS.	RS.	RS.	RS.	RS.	RS.	RS.	RS.			
(a) Limited—cont.															
Godāvāri, West	19,140	15	25,690	626	247			
Guntūr	53,092	562	88,604	435	118	297	2			
Kanara, South ...	6,095	1,586	...	17,449	8,247	38,284	5,518	98,565	2,121	376	24,469	19,761			
Kistna	2,45,423	650	3,47,969	11,690	11	6,956	...			
Kurnool	200	...	139	646	6,945	189	184	455	480			
Madras ...	1,800	5,601	...	397	745	5,69,968	24,657	9,55,396	33,473	25,713	1,420	1,350			
Madura ...	387	450	...	1,04,242	2,794	1,52,111	9,778	4,017	723	728			
Malabar	20,155	398	28,622	1,254	994			
Nellore	1,018	4,224	556	556	5	5			
Nilgiris, The	648	...	37,914	1,480	67,557	4,095	3,183	12	12			
Rāmnād ...	395	1,332	...	26	3,902	37	37	1,115	1,115			
Salem	1,06,363	186	1,47,503	9,893			
Tanjore ...	1,735	2,000	5,727	36,425	8,091	56,781	12,926	1,64,477	7,992	7,611	7,184	7,015			
Tinnevelly ...	256	6	...	46,598	993	51,271	4,177	3,333	691	157			
Trichinopoly ...	1,200	400	10,400	6,068	7,965	26,500	6,188	88,409	2,918	2,807	2,431	2,431			
Visagapatam ...	4,326	4,200	...	2,45,637	1,378	3,42,854	11,919	6,333	13	13			
Total, Limited ...	22,576	54,539	16,127	77,094	88,890	21,01,881	84,826	35,00,690	1,69,905	91,777	58,303	29,509			

(b) Unlimited.												
Arcoot, South	5	564	716	44	41
Coimbatore	371	5,043	601	8,874	818	204	864	359
Gōdāvari, East	2,218	...	274	2,721	561	115	336	...
Do. West	150	478	16	16	9	10
Kistna	20	405	8	3	26	26
Madras	500	1,000	...	4,305	8,102	4,016	4,016
Nellore	47	27	27
Tanjore	602	1,181	263	263
Guntūr,	590	...	1,010	13	13
Total, Unlimited	655	3,589	6,283	6,266	21,032	1,656	601	5,835	4,492
Total, Class VI ...	22,576	54,339	16,127	77,749	42,479	21,08,114	91,094	35,21,722	1,71,561	92,378	61,638	44,001
Total, previous year ...	27,345	47,558	18,705	90,367	32,064	17,03,941	69,864	29,45,635	1,29,752	71,929	58,765	35,583
Total of all non-agri- cultural societies ...	(d)	(e)	(f)	(g)	(h)	(i)						
	78,75,566	75,03,458	24,026	10,74,935	18,13,019	21,12,798	18,95,621	2,99,08,071	17,48,817	10,57,265	1,31,011	81,197
Total of all non-agri- cultural societies of previous year ...	56,34,432	66,48,629	32,504	9,13,597	19,45,112	17,12,986	15,89,036	2,55,84,207	15,69,577	9,37,209	1,17,074	65,938

3 to 9 per cent.
5 to 7½ per cent.
7½ to 9½ per cent.

APPENDICES

(d) Includes Rs. 16,97,224 due to audit, transfer and liquidations.
(e) Excludes Rs. 92,314 do. do.
(f) Do. Rs. 13,605 do. do.
(g) Do. Rs. 64,836 do. do.
(h) Do. Rs. 1,01,530 do. do.
(i) Do. Rs. 10,692 do. do.

APPENDIX No. 14—STATEMENT E.—

District.	Name of the society.	Number of members.	Amount of risk insured.	Premia collected.	Supplementary contributions collected.
(1)	(2)	(3)	(4)	(5)	(6)
			RS.	RS.	RS.
Arcot, South	1. Mudiyanur Cattle Insurance C.S., Ltd., No. E. 1096	14
Obinglepat	2. Kilacheri Cattle Insurance C.S., Ltd., No. G. 629... ..	15
	3. Mukandagiri Cattle Insurance C.S., Ltd., No. G. 631... ..	14
	4. Mappedu Cattle Insurance C.S., Ltd., No. G. 806	10
Total	53

Operations of Insurance Societies, 1928-29.

Number of animals.		Claims paid.	Cost of management.	Funds in hand at the end of the year.	Amount of risk re-insured.	Amount of premia paid for re-insurance.
Insured.	Lost.					
(7)	(8)	(9)	(10)	(11)	(12)	(13)
RS.	RS.	RS.	RS.	RS.	RS.	RS.
...	18
...	11
2	1	19	152	3
...	2
2	1	50	152	3

STATEMENT F.—NIL.

APPENDIX No. 14—STATEMENT G.—Central

(1)	Share payments.	Receipts by loans and			
		Non-members and members in an individual capacity.		Provincial and Central Banks.	
		Long term.	Short term.	Long term.	Short term.
(1)	(2)	(3)		(4)	
	Rs.	Rs.	Rs.	Rs.	Rs.
A.—PROVINCIAL BANK.					
Madras Central Urban Bank, Ltd., No. 18	17,400	11,51,209	6,29,05,724	10,78,690	14,07,753
Total, previous year ...	580	5,32,68,383		...	23,05
B.—CENTRAL BANKS.					
Anantapur District Co-operative Central Bank, Ltd., No. 3231 ...	8,775	86,926	10,38,210	1,00,000	3,36,641
Arcot, North, District Co-operative Central Bank, Ltd., Vellore, No. 2161	13,163	2,39,997	38,93,478	2,00,000	6,42,891
Arcot, South, District Co-operative Central Bank, Ltd., No. 1844	19,071	4,90,223	34,93,747	...	74,513
Bellary District—Hospet Co-operative Central Bank, Ltd., No. 5398.	9,377	1,06,119	4,69,709	90,000	85,000
Chingleput District Co-operative Central Bank, Ltd., No. 1560, Conjeeveram	33,562	4,85,798	40,56,473	5,00,000	15,63,304
Chittoor District Co-operative Central Bank, Ltd., No. 5230 ...	7,455	1,40,604	7,74,874
Coimbatore District Urban Bank, Ltd., No. 427	4,947	2,16,194	85,73,709	...	6,03,151
Cuddapah District Co-operative Central Bank, Ltd., No. 3233 ...	10,125	1,21,360	4,14,413	...	66,473
Ganjām District—					
Ganjām District Co-operative Banking Union, Ltd., No. 1928, Berhampur	22,415	1,37,421	6,05,168	1,75,000	1,15,000
Aska Central Co-operative Banking Union, Ltd., No. 2569 ...	20,452	31,000	1,29,133	2,35,000	1,65,000
Godāvāri, East, District—					
Godāvāri District Co-operative Banking Union, Ltd., No. 2351, Cocanada	4,450	29,217	11,81,924	...	2,33,003
Rajahmundry Central Co-operative Bank, Ltd., No. 4200 ...	3,150	29,518	1,88,603
Ramachandrapuram Co-operative Central Bank, Ltd., No. 4201 ...	2,100	78,930	21,74,277	95,000	5,05,905
Sree Konaseema Co-operative Central Bank, Ltd., Amalapuram, No. 4460	48,800	57,157	15,10,515	2,20,000	3,36,976

Banks—Receipts and Disbursements, 1928–29.

deposits from				Loans and deposits recovered from					
Societies.		Government.		Individual mem- bers.		Provincial and Central Banks.		Societies.	
Long term.	Short term.	Long term.	Short term.	Long term.	Short term.	Long term.	Short term.	Long term.	Short term.
(5)		(6)		(7)		(8)		(9)	
RS.	RS.			RS.	RS.	RS.	RS.	RS.	RS.
25,000	10,397	10,58,618		56,84,484		6,433	
987	10,51,877	...	43,61,615		3,929	
31,378	14,082	64	21,220	2,53,949	4,53,455
51,278	1,54,892	62,136	7,57,286	2,55,503
70,858	3,34,895	10,522	54,014	5,29,526	2,80,247
15,960	1,44,145	13,803	4,891	2,08,738	86,789
52,030	1,61,285	548	2,29,521	7,44,876	9,52,888
82,439	2,59,689	45,000	20,201	1,55,768	36,110
61,754	5,64,646	1,65,021	8,68,429	7,38,763
6,556	1,54,625	4,415	2,500	77,668	48,657
5,259	200	50,638	2,30,674	39,720
6,367	8,57,886	13,952
36,775	8,518	51,975	40,101	3,03,934
2,646	38,161	14,771	37,708	49,300
17,361	65,834	1,977	4,700	3,34,778	7,94,129
12,816	52,924	1,100	2,55,955	6,40,003

APPENDIX No. 14—STATEMENT G.—Central

	Income realized.				Opening balance.
	Interest received.	Sale of goods to members.	Other items.	Total income of the year (columns 10 to 12).	
	(10)	(11)	(12)	(13)	(14)
A.—PROVINCIAL BANK.					
	RS.		RS.	RS.	RS.
Madras Central Urban Bank, Ltd., No. 18	5,79,728	...	62,31,506	68,11,234	93,820
Total, previous year ...	5,61,320	...	36,88,127	42,49,447	78,600
B.—CENTRAL BANKS.					
Anantapur District Co-operative Central Bank, Ltd., No. 3231 ...	1,44,320	...	2,01,625	3,45,945	22,265
Aroot, North, District Co-operative Central Bank, Ltd., Vellore, No. 2161	3,05,017	...	1,57,296	4,62,313	23,688
Aroot, South, District Co-operative Banking Union, Ltd., No. 1844	2,18,399	...	7,05,055	9,18,464	14,025
Bellary District—Hospet Co-operative Central Bank, Ltd., No. 5398	73,658	...	3,02,822	3,76,480	27,138
Chingleput District Co-operative Central Bank, Ltd., No. 1560, Conjeeveram	3,91,325	...	13,88,143	17,79,468	30,585
Chittoor District Co-operative Central Bank, Ltd., No. 5230	76,863	...	4,78,483	5,55,346	38,687
Coimbatore District Urban Bank, Ltd., No. 427	2,23,230	...	27,03,431	29,26,661	93,401
Cuddapah District Co-operative Central Bank, Ltd., No. 3233 ...	36,790	...	3,96,932	4,33,722	16,779
Ganjām District—					
Ganjām District Co-operative Banking Union, Ltd., No. 1928, Berhampur	46,406	...	35,698	82,104	16,160
Aska Central Co-operative Banking Union, Ltd., No. 2569 ...	50,750	...	23,269	73,019	29,434
Godāvāri District—					
Godāvāri District Co-operative Banking Union, Ltd., No. 2351, Cocanada	48,899	...	12,32,468	12,79,387	39,619
Rajahmundry Central Co-operative Bank, Ltd., No. 4200 ...	13,322	...	3,48,793	3,62,115	3,472
Ramachandrapuram Co-operative Central Bank, Ltd., No. 4201	1,11,683	...	94,223	2,06,906	54,011
Sree Konaseema Co-operative Central Bank, Ltd., No. 4460, Analsapuram	67,907	...	16,155	84,062	43,446

Banks—Receipts and Disbursements, 1928-29—cont.

Grand total including the opening balance (columns 2 to 8, 13 and 14).	Share capital withdrawn.	Loans and deposits repaid to					
		Non-members and members in an individual capacity.		Provincial and Central Banks.		Societies.	
		Long term.	Short term.	Long term.	Short term.	Long term.	Short term.
(15)	(16)	(17)		(18)		(19)	
Rs.	Rs.	Rs.	Rs.	Rs.	Rs.	Rs.	Rs.
8,03,43,552	...	11,54,406	6,25,05,290	1,20,000	18,01,911	11,455	9,763
6,53,20,418	...	5,32,98,858		18,91,329	
27,42,910	1,800	48,888	9,41,870	3,50,000	4,19,664	...	14,964
67,55,368	5,163	3,04,724	34,99,873	6,91,200	6,42,016	4,862	1,77,388
62,90,705	550	4,96,420	34,10,269	...	92,967	58,121	3,29,919
18,33,154	2,590	1,57,601	3,83,177	90,107	50,000	...	1,28,771
1,05,79,838	14,220	4,49,791	41,31,761	6,75,000	15,37,856	55,000	1,44,965
21,16,163	3,989	1,16,855	7,96,080	85,537	1,000	38,653	2,46,611
1,48,18,676	2,158	4,84,346	85,70,338	...	6,05,150	12,954	6,31,233
13,57,293	1,500	54,497	4,14,661	16,562	65,833	1,779	1,57,359
14,79,949	1,882	1,38,952	6,05,559	...	20,000	591	...
10,61,223	...	60,601	91,368	...	2,08,678
31,58,903	1,100	69,987	12,96,995	...	1,38,002	...	38,931
7,29,444	100	20,300	1,32,114	32,117
43,34,908	1,700	84,924	23,69,186	16,920	4,26,056	252	67,758
82,63,764	1,600	40,118	15,76,865	72,619	1,46,454	326	53,298

APPENDIX No. 14—STATEMENT G.—Central

	Loans					
	Government.		Individual members.		Provincial and Central Banks.	
	Long term.	Short term.	Long term.	Short term.	Long term.	Short term.
(20)		(21)		(22)		
A.—PROVINCIAL BANK.						
Madras Central Urban Bank, Ltd., No. 18	Rs.	RS.
			8,14,350		56,23,	
Total, previous year	12,51,511		58,40,	
B.—CENTRAL BANKS.						
Anantapur District Co-operative Central Bank, Ltd., No. 3231	340	18,292
Arcot, North, District Co-operative Central Bank, Ltd., Vellore, No. 2161	61,478
Arcot, South, District Co-operative Banking Union, Ltd., No. 1844	8,877	31,594
Bellary District—Hospet Co-operative Central Bank, Ltd., No. 5393	7,948	7,549
Chingleput District Co-operative Central Bank, Ltd., No. 1560, Conjeeveram	2,06,980
Chittoor District Co-operative Central Bank, Ltd., No. 5230	19,955
Coimbatore District Urban Bank, Ltd., No. 427	1,73,438
Cuddapah District Co-operative Central Bank, Ltd., No. 3233	7,450	1,985
Ganjām District—						
Ganjām District Co-operative Banking Union, Ltd., No. 1928, Berhampur	57,362
Aska Central Co-operative Banking Union, Ltd., No. 2569
Godāvāri District—						
Godāvāri District Co-operative Banking Union, Ltd., No. 2851, Cocanada	50,720
Rajahmundry Central Co-operative Bank, Ltd., No. 4200	13,400
Ramachandrapuram Co-operative Central Bank, Ltd., No. 4201	1,750	19,575
Sree Konaseema Co-operative Central Bank, Ltd., No. 4460, Amalapuram	2,000

Banks—Receipts and Disbursements, 1928-29—cont.

Societies.		Expenses.						Closing balance.	Grand total of disbursements including closing balance (columns 16 to 23, 29 and 30).
Long term.	Short term.	Interest paid on loans and deposits.	Dividend and bonus paid.	Stock bought.	Establishment and contingencies.	Other items.	Total expenditure (columns 24 to 28).		
(23)	(23)	(24)	(25)	(26)	(27)	(28)	(29)	(30)	(31)
Rs.	Rs.	Rs.	Rs.		Rs.	Rs.	Rs.	Rs.	Rs.
290		5,28,346	53,790	...	84,188	74,39,824	81,04,148	98,949	8,03,48,553
000		5,08,194	56,966	...	76,745	28,08,195	34,45,100	93,620	6,53,20,418
1,11,333	4,91,732	96,408	19,526	...	10,324	1,93,619	3,19,877	24,352	27,42,910
5,49,859	3,65,943	2,03,933	34,287	...	13,985	1,83,249	4,35,454	18,133	67,55,366
3,61,628	2,51,145	1,27,723	27,014	...	16,416	10,56,115	12,27,268	22,947	62,90,705
3,18,895	85,119	55,512	14,063	...	8,681	3,04,573	3,82,829	18,768	16,83,154
6,26,474	9,21,786	2,73,002	33,380	...	21,940	14,43,230	17,71,552	42,453	1,05,79,838
1,73,823	67,846	44,978	11,561	...	7,227	4,86,803	5,50,569	15,645	21,16,163
8,97,194	8,31,478	1,52,873	20,903	...	16,939	23,61,970	25,52,685	1,57,648	1,48,18,876
79,000	74,435	28,289	5,895	...	3,846	4,38,399	4,76,429	5,873	13,57,293
3,55,890	2,02,745	28,255	3,998	...	3,905	27,580	73,738	23,230	14,79,949
4,08,560	1,35,597	38,839	6,158	...	3,479	65,032	1,13,658	24,761	10,61,223
5,250	4,70,342	27,137	6,759	...	4,423	10,11,808	10,50,127	37,440	81,58,903
65,600	70,320	7,381	1,348	...	1,101	3,83,956	3,93,786	1,707	7,29,444
1,66,150	10,21,783	58,793	9,634	...	6,798	53,694	1,28,919	29,945	43,34,908
2,85,130	9,22,602	79,128	9,801	...	7,247	26,754	1,22,730	40,017	32,63,754

APPENDIX No. 14—STATEMENT G.—Central

(1)	Share payments.	Receipts by loans and			
		Non-members and members in an individual capacity.		Provincial and Central Banks.	
		Long term.	Short term.	Long term.	Short term.
(1)	(2)	(3)		(4)	
B.—CENTRAL BANKS—cont.					
Godāvāri, West—					
Godāvāri, West, District Co-operative Central Bank, Ltd., No. 2985, Ellore	43,700	1,79,725	24,80,789	3,23,000	3,20,514
Guntūr District Co-operative Bank, Ltd., No. 530	12,630	2,03,052	32,94,972	...	9,57,061
Kanara, South, District Central Co-operative Bank, Ltd., No. 1113	1,510	10,858	38,82,890	...	3,47,128
Kistna District—					
Kistna District Co-operative Bank, Ltd., No. 1442, Masulipatam	23,889	1,14,550	32,85,101	2,60,000	4,53,496
Vizavada Central Co-operative Banking Union, Ltd., No. 2967.	11,500	1,67,688	8,52,274	...	1,01,169
Karnool District Co-operative Central Bank, Ltd., No. 2411	11,606	1,24,390	4,82,521	1,00,000	17,621
Madras District Christian Central Co-operative Bank, Ltd., No. 1674	24,868	1,53,650	10,78,795	...	5,71,733
Madura District—Madura-Rāmnād Central Co-operative Bank, Ltd., No. 975	16,379	3,17,145	16,45,280	...	30,314
Malabar District Co-operative Bank, Ltd., No. 2411	2,704	3,630	31,77,254	...	48,149
Nellore District Co-operative Banking Union, Ltd., No. 2523	9,747	1,72,367	26,31,791	75,000	91,802
Rāmnād District—Srivilliputtūr Co-operative Banking Union, Ltd., No. 5184	6,330	42,595	5,33,329	100,000	1,81,611
Salem District Urban Bank, Ltd., No. 151	9,065	2,58,323	28,76,938	1,45,000	2,24,508
Tanjore District—					
Tanjore District Co-operative Bank, Ltd., No. 1023, Kumbakonam	5,810	2,61,590	9,24,742	...	32,253
Co-operative Central Bank, Ltd., No. 5214, Tanjore	6,887	1,50,487	18,93,550	...	45,000
Tinnevely District Co-operative Banking Union, Ltd., No. 2690	15,225	2,41,268	34,45,840	...	79,901
Trichinopoly District Urban Bank, Ltd., No. 178	2,640	3,99,836	38,53,641	..	2,66,660
Vizagapatam District Co-operative Banking Union, Ltd., No. 1764, Vizianagaram	27,408	8,53,281	8,65,362	225	43,755
Total, Central Banks ...	4,40,840	54,04,849	6,56,58,802	26,23,225	85,72,862
Total, previous year ...	5,13,811	8,63,51,005		98,13,980	

APPENDICES

211

Banks—Receipts and Disbursements, 1928-29—cont.

deposits from				Loans and deposits recovered from					
Societies.		Government.		Individual mem- bers.		Provincial and Central Banks.		Societies.	
Long term.	Short term.	Long term.	Short term.	Long term.	Short term.	Long term.	Short term.	Long term.	Short term.
(5)		(6)		(7)		(8)		(9)	
RS.	RS.			RS.	RS.	RS.	RS.	RS.	RS.
27,741	18,268	4,58,705	7,07,756
27,422	82,184	8,555	82,955	3,32,473	8,73,170
46,166	8,18,533	77,025	1,95,248	3,82,088
58,179	1,89,967	1,07,980	6,81,598	7,71,581	7,88,897
4,641	15,468	7,290	38,090	1,61,154	2,12,824
19,068	5,000	6,181	1,42,923	40,033
1,21,987	17,09,562	6,190	5,155	4,15,667	16,27,389
90,375	4,75,354	18	17,522	18,000	...	3,81,016	4,30,111
11,656	1,69,701	37,502	1,96,691	61,212
9,852	1,44,020	64,719	1,82,763	2,50,525	5,01,568
8,318	7,281	1,020	2,40,415	1,18,666
3,42,085	5,65,654	1,04,452	5,27,143	1,69,334
27,700	1,55,575	8,137	75,887	4,61,481	3,37,930
41,606	2,18,609	38,993	1,79,229	3,68,456
38,135	4,32,429	1,965	52,070	4,24,840	6,02,363
93,658	5,91,978	36,683	63,898	8,76,862	3,24,832
23,461	1,75,888	27,230	2,509	35,338	6,70,976
14,45,345	77,04,879	4,35,301	21,69,566	18,000	...	1,09,02,748	1,29,06,044
74,07,160		22,42,280		15,000		2,02,77,782	

APPENDIX No. 14—STATEMENT G.—Central

	Income realized.				Opening balance.
	Interest realized.	Sale of goods to members.	Other items.	Total income of the year (columns 10 to 12).	
	(10)	(11)	(12)	(13)	(14)
B.—CENTRAL BANKS—cont.					
	RS.		RS.	RS.	RS.
Godāvāri West—					
Godāvāri, West, District—Ellore Central Co-operative Banking Union, Ltd., No. 2965 ...	1,01,139	...	74,399	1,75,538	26,472
Guntar District Co-operative Bank, Ltd., No. 530 ...	1,76,286	...	6,47,494	8,23,770	81,265
Kanara, South, District—Central Co-operative Bank, Ltd., No. 1113 ...	66,218	...	20,74,816	21,41,034	17,575
Kistna District—					
Kistna Dist. Co-operative Bank, Ltd., No. 1442, Maanlipatam ...	1,70,189	...	9,82,945	11,53,134	51,358
Vizianwada Central Co-operative Banking Union, Ltd., No. 2967 ...	46,865	...	1,92,718	2,39,583	9,638
Kurnool District Co-operative Central Bank, Ltd., No. 2411 ...	56,398	...	2,35,853	2,91,751	6,347
Madras District Christian Central Co-operative Bank, Ltd., No. 1674 ...	90,652	...	53,77,495	54,68,147	5,437
Madura District—Madura-Rāmuād Central Co-operative Bank, Ltd., No. 975 ...	1,29,691	...	31,39,777	32,69,468	19,130
Malabar District Co-operative Bank, Ltd., No. 2411 ...	89,024	...	2,21,017	3,10,041	16,370
Nellore District Co-operative Banking Union, Ltd., No. 2523 ...	1,22,111	...	3,26,410	4,48,521	8,342
Rāmuād District—Sriviliputtur Co-operative Banking Union, Ltd., No. 5184 ...	90,035	...	2,96,908	3,86,943	28,514
Salem District Urban Bank, Ltd., No. 151 ...	1,89,189	...	1,56,755	3,45,944	7,132
Tanjore District—					
Tanjore District Co-operative Bank, Ltd., No. 1023, Kumbakonam ...	1,02,482	...	8,16,016	9,18,498	4,604
Co-operative Central Bank, Ltd., No. 5214, Tanjore ...	68,671	...	9,09,489	9,78,160	23,309
Tinnevely District Co-operative Banking Union, Ltd., No. 2690 ...	1,56,272	...	15,86,950	17,43,222	37,495
Trichinopoly District Urban Bank, Ltd., No. 178 ...	2,51,085	...	28,39,662	30,90,747	60,396
Vizagapatam District Co-operative Banking Union, Ltd., No. 1764, Vizianagram ...	71,560	...	16,16,315	16,87,875	46,412
Total, Central Banks ...	87,79,436	...	2,95,57,932	3,38,37,368	8,41,501
Total, previous year ...	33,73,568	...	2,31,10,055	2,64,83,628	7,19,022

Banks—Receipts and Disbursements, 1928-29—cont.

(15)	(16)	(17)		(18)		(19)	
		Long term.	Short term.	Long term.	Short term.	Long term.	Short term.
Grand total including the opening balance (columns 2 to 9, 18 and 19)	Share capital withdrawn.	Loans and deposits repaid to		Provincial and Central Banks.		Societies.	
		Non-members and members in an individual capacity.					
R.R.	R.R.	R.S.	R.S.	R.S.	R.S.	R.S.	R.S.
47,67,202	...	84,306	24,88,297	1,38,000	2,12,500	...	2,110
67,28,508	2,670	3,22,672	28,19,871	2,11,000	9,69,777	...	56,720
79,15,050	13,440	3,17,416	87,07,818	...	3,13,977	19,022	8,16,760
80,26,780	15,110	2,17,825	80,94,912	2,70,000	4,19,000	8,208	1,42,065
18,21,919	220	1,40,515	8,03,287	...	1,00,940	57	14,882
12,47,441	800	2,52,194	3,45,185	1,00,000	17,307	12	1,040
1,11,88,610	4,890	1,89,459	10,65,776	...	4,14,950	57,274	17,37,574
67,13,112	2,300	90,311	15,51,911	...	29,742	30,327	5,04,184
40,34,910	280	343	29,12,847	1,08,000	87,600	281	1,67,799
45,90,817	2,350	2,17,229	26,08,541	1,71,000	1,41,610	...	1,26,231
16,50,502	250	7,400	5,45,464	1,63,300	1,75,287	398	6,807
55,75,578	7,011	2,71,661	27,33,615	92,000	2,41,963	2,40,705	5,98,223
32,14,107	4,850	2,58,578	8,32,164	...	31,901	8,498	1,26,628
39,15,236	2,816	2,56,745	18,22,267	2,462	2,07,321
70,94,753	4,337	1,80,515	34,32,128	...	78,799	5,228	4,87,625
94,60,431	...	5,84,547	31,27,917	...	4,68,118	1,988	5,73,197
39,50,735	1,400	1,14,260	7,42,282	431	44,345	4,058	1,89,988
16,24,60,880	1,01,366	59,12,167	6,32,44,841	32,51,076	80,99,417	5,56,562	76,69,012
13,38,23,613	76,750	6,27,44,920	...	86,53,373	...	51,31,006	...

APPENDIX No. 14—STATEMENT H.—Central

(1)	Assets					
	Cash in hand and in bank.	Market value of investments.	Loans due by members (individuals).		Loans due by banks and societies.	
			Long term.	Short term.	Long term.	Short term.
(2)	(3)	(4)		(5)		
	RS.	RS.	RS.	RS.	RS.	RS.
A.—PROVINCIAL BANK.						
Madras Central Urban Bank, Ltd., No. 18	2,71,219	66,38,427	...	1,67,268	64,37,680	18,22,066
Total, previous year ...	6,55,477	50,54,324	3,11,678	78,03,500	2,36,565	
B.—CENTRAL BANKS.						
Anantapur District Co-operative Central Bank, Ltd., No. 3231 ...	24,352	71,032	276	10,726	15,08,383	1,81,248
Arcot, North, District Co-operative Central Bank, Ltd., Vellore, No. 2161	18,133	1,61,469	...	6,498	33,65,524	3,20,917
Arcot, South, District Co-operative Banking Union, Ltd., No. 1844 ...	1,52,288	3,00,075	9,739	8,556	24,50,733	1,35,489
Bellary District—Hospet Co-operative Central Bank, Ltd., No. 5338.	18,768	66,085	9,351	5,546	9,76,648	55,227
Chingleput District Co-operative Central Bank, Ltd., Cojseeravaram, No. 1560	42,453	1,51,301	1,299	81,652	44,15,072	2,20,080
Chittoor District Co-operative Central Bank, Ltd., No. 5230 ...	98,319	45,415	...	9,293	8,42,261	67,278
Coimbatore District Urban Bank, Ltd., No. 427	2,01,023	4,70,455	...	18,779	20,44,417	6,55,177
Cuddapah District Co-operative Central Bank, Ltd., No. 3233 ...	19,454	57,482	7,556	1,020	5,47,857	75,089
Ganjām District—						
Ganjām District Co-operative Banking Union, Ltd., Berhampur, No. 1928	27,131	26,082	500	13,210	6,22,362	2,08,575
Aska Central Co-operative Banking Union, Ltd., No. 2569 ...	24,761	17,229	6,81,194	1,50,325
Godāvāri, East—						
Godāvāri District Co-operative Banking Union, Ltd., Cocanada, No. 2351	37,449	80,653	...	3,344	1,08,213	5,07,668
Rajahmundry Central Co-operative Bank, Ltd., No. 4200 ...	1,707	49,037	...	1,249	1,47,886	57,244
Rāmachandrapuram Co-operative Central Bank, Ltd., No. 4201 ...	29,970	44,490	1,487	14,900	7,78,036	7,78,271
Sri Konaseema Co-operative Central Bank, Ltd., Amalāpuram, No. 4460	40,017	28,079	...	900	9,42,418	7,92,566
Godāvāri, West Ellore Central Co-operative Banking Union, Ltd., No. 2065	34,015	47,377	...	7,226	8,21,520	10,19,520
Guntūr District Co-operative Banking Union, Ltd., No. 530 ...	68,009	1,07,879	2,305	22,426	13,42,776	9,58,934
Kanara, South, District Central Co-operative Bank, Ltd., No. 1118.	20,787	4,07,164	...	13,310	3,28,232	5,81,191

Banks—Balance Sheet, 1928-29.

				Liabilities.			
Interest accrued to the bank.	Present value of stock in hand.	Other items.	Total.	Loans and deposits from non-members and from members in an individual capacity.		Loans and deposits from Provincial and Central Banks.	
				Long term.	Short term.	Long term.	Short term.
(6)	(7)	(8)	(9)	(10)		(11)	
RS.		RS.	RS.	RS.	RS.	RS.	RS.
2,16,308	...	76,377	1,54,29,354	30,09,295	5,40,393	31,01,986	16,25,775
2,06,404	...	73,818	1,45,41,796	31,95,094	52,82,957	20,96,757	18,75,872
69,463	...	9,716	18,65,196	2,45,381	2,28,087	7,00,000	1,02,824
74,334	...	7,519	89,54,394	5,93,375	14,17,978	8,33,900	15,461
63,400	...	16,045	31,36,302	13,72,508	8,31,199	...	1,529
25,935	...	2,299	11,59,859	2,99,282	1,64,797	3,00,175	60,000
86,984	...	61,796	50,60,587	12,60,756	7,75,168	15,00,000	2,83,738
21,767	...	5,349	10,89,682	3,83,697	2,29,143	48,910	...
69,147	...	25,526	34,84,524	7,59,446	16,76,955
45,485	...	2,464	7,56,407	3,51,503	2,01,480	...	819
15,075	...	1,387	9,14,322	3,75,571	81,137	1,75,000	95,000
15,384	...	38,801	9,27,694	73,186	61,282	4,76,434	1,65,000
14,833	...	2,072	7,54,232	71,715	3,00,032	...	95,000
3,886	...	1,383	2,61,345	72,233	1,35,995
33,357	...	1,195	16,81,710	2,95,484	6,83,833	78,090	2,98,849
74,025	...	2,274	18,80,275	1,51,717	4,42,962	7,08,174	2,61,722
50,324	...	3,906	19,83,858	2,65,260	6,01,426	6,06,000	1,58,012
61,534	...	34,086	25,88,035	8,15,785	11,42,715	31,000	27,414
28,297	...	64,951	14,39,232	2,72,464	3,73,032	...	33,151

APPENDIX No. 14—STATEMENT H.—Central

	Loans and deposits from societies.		Loans from Government.		Share capital paid up.	Interest due by the bank.
	Long term.	Short term.	Long term.	Short term.		
	(12)		(13)		(14)	(15)
A.—PROVINCIAL BANK.						
	RS.	RS.			RS.	RS.
Madras Central Urban Bank, Ltd., No. 18	1,397	45,900	6,13,750	1,75,415
Total, previous year ...	34,401	60,968	5,96,350	1,42,534
B.—CENTRAL BANKS.						
Anantapur District Co-operative Central Bank, Ltd., No. 3231 ...	2,09,773	9,895	2,27,837	25,457
Arcot, North, District Co-operative Central Bank, Ltd., Vellore, No. 2161	3,24,616	49,190	3,97,250	40,935
Arcot, South, District Co-operative Central Bank, Ltd., No. 1844 ...	3,19,886	41,803	3,35,968	35,157
Bellary District—Hospet Co-operative Central Bank, Ltd., No. 5398.	68,758	19,636	1,69,148	13,376
Chingleput District Co-operative Central Bank, Ltd., Conjeeveram, No. 1560	4,83,062	33,732	4,14,310	66,158
Chittoor District Co-operative Central Bank, Ltd., No. 5230 ...	1,42,936	44,719	1,60,373	16,525
Coimbatore District Urban Bank, Ltd., No. 427	3,45,125	1,15,594	2,39,706	52,301
Cuddapah District Co-operative Central Bank, Ltd., No. 3238 ...	35,291	20,908	76,270	11,999
Ganjām District—						
Ganjām District Co-operative Banking Union, Ltd., Berhampur, No. 1928	55,737	71,362	13,906
Aska Central Co-operative Banking Union, Ltd., No. 2569 ...	26,021	90,611	10,404
Godāvāri, East—						
Godāvāri District Co-operative Banking Union, Ltd., Cocanada, No. 2351	44,473	2,202	81,050	11,372
Rajahmundry Central Co-operative Bank, Ltd., No. 4200 ...	9,056	6,608	22,050	3,091
Rāmachandrapuram Co-operative Central Bank, Ltd., No. 4201 ...	67,858	2,098	1,30,340	22,786
Sri Konaseema Co-operative Central Bank, Ltd., Amalāpuram No. 4430... ..	59,677	3,279	1,75,900	28,355
Godāvāri, West—Ellore Central Co-operative Banking Union, Ltd., No. 2965						
	69,513	1,76,245	28,257
Guntūr District Co-operative Banking Union, Ltd., No. 530						
	1,33,483	30,867	1,77,908	33,140
Kanara, South, District Central Co-operative Bank, Ltd., No. 1113.						
	2,70,008	2,22,305	1,44,122	12,088

Banks—Balance Sheet, 1928-29—cont.

Liabilities—cont.

Cost of management due.	Other items.	Reserve fund under section 33 of Act 11 of 1912.	Other funds, e.g., building funds, etc.	Other undischarged profits carried forward.	Total.	Profit + or loss - (column 14, profit and loss statement)
(16)	(17)	(18)	(19)	(20)	(21)	(22)
RS.	RS.	RS.	RS.	RS.	RS.	RS.
...	107,556	9,00,000	1,78,794	18,044	1,51,81,115	+ 2,48,239
...	77,480	7,00,000	1,88,519	23,165	1,42,80,097	+ 2,61,699
777	11,951	45,932	15,722	46	18,23,782	+ 41,414
1,607	29,849	1,25,000	25,228	...	38,74,359	+ 80,006
2,398	17,814	72,474	28,251	...	30,58,965	+ 77,937
10	6,476	26,150	9,021	...	11,36,829	+ 23,030
468	27,999	1,20,379	36,824	...	49,82,592	+ 77,995
468	7,785	22,628	102	...	10,57,286	+ 82,396
...	15,671	1,12,000	75,657	...	33,92,955	+ 91,569
269	3,132	13,377	6,357	...	7,21,405	+ 35,002
...	9,079	14,607	5,627	...	8,97,456	+ 16,866
233	4,902	6,917	2,021	...	9,17,024	+ 10,670
...	5,328	20,800	8,854	...	7,31,126	+ 23,106
...	2,212	3,431	681	...	2,55,357	+ 5,988
...	4,818	30,000	21,665	...	16,36,811	+ 44,899
374	2,589	14,447	8,368	...	18,52,564	+ 27,711
100	9,083	31,377	14,359	...	19,59,642	+ 24,246
...	27,443	78,494	9,478	...	25,07,607	+ 80,428
...	24,997	47,700	5,184	...	14,05,651	+ 33,581

APPENDIX No. 14—STATEMENT H.—Central

(1)	Assets.					
	Cash in hand and bank.	Market value of investments.	Loans due by members (individuals).		Loans due by banks and societies.	
			Long term.	Short term.	Long term.	Short term.
(2)	(3)	(4)		(5)		
B.—CENTRAL BANKS—cont.	RS.	RS.	RS.	RS.	RS.	RS.
Kistna District—						
Kistna District Co-operative Bank, Ltd., No. 1442, Masulipatam	40,654	1,05,141	45,619	49,510	12,52,199	11,22,799
Vizianwada Central Co-operative Banking Union, Ltd., No. 2967.	74,104	18,840	3,280	28,140	3,49,269	3,05,740
Kurnool District Co-operative Central Bank, Ltd., No. 2411 ...	25,708	40,590	...	10,959	6,96,062	81,416
Madras District Christian Central Co-operative Bank, Ltd., No. 1674.	138,710	5,83,021	10,362	3,454	8,45,384	1,49,678
Madura District Madura-Rāmnād Central Co-operative Bank, Ltd., No. 975	83,626	9,98,653	2,142	10,801	13,57,354	3,23,116
Malabar District Co-operative Bank, Ltd., No. 2411	29,328	2,54,930	...	13,908	10,91,948	82,010
Nellore District Co-operative Banking Union, Ltd., No. 2523 ...	37,851	92,931	19,055	27,518	9,99,992	5,63,703
Rāmnād District Srivilliputtur Co-operative Banking Union, Ltd., No. 5184	36,989	37,553	...	130	9,92,912	63,180
Salem District Urban Bank, Ltd., No. 151	10,964	1,64,871	...	11,620	23,17,863	2,24,549
Tanjore District—						
Tanjore District Central Co-operative Bank, Ltd., No. 1023, Kumbakonam	12,773	3,24,193	7,400	10,824	11,89,309	1,94,254
Tanjore District Co-operative Central Bank, Ltd., No. 5214, Tanjore	44,397	2,95,907	...	23,557	7,91,853	1,82,840
Tinnevelly—						
Tinnevelly District Co-operative Banking Union, Ltd., No. 2690, Tinnevelly	2,99,232	1,89,110	3,208	22,945	10,76,277	6,64,036
Trichinopoly District Urban Bank, No. 178	1,73,274	8,25,379	47,450	14,399	30,16,478	2,44,698
Vizagapatam District Co-operative Banking Union, Ltd., No. 1764, Vizianagram	38,158	4,53,236	4,352	19,271	2,32,251	8,91,117
Total, Central Banks ...	18,99,449	65,15,959	1,75,387	4,65,665	38,32,621	1,18,58,385
Total, previous year ...	16,75,586	54,86,965	2,68,177	4,65,335	3,82,64,513	91,61,613

Banks—Balance Sheet, 1928-29—cont.

	(5)	(7)	(8)	(9)	(10)		(11)	
					Long term.	Short term.	Long term.	Short term.
Interest accrued to the bank.		Present value of stock in hand.	Other items.	Total.	Loans and deposits from non-members and from members in an individual capacity.		Loans and deposits from Provincial and Central Banks.	
Rs.	Rs.	Rs.	Rs.	Rs.	Rs.	Rs.	Rs.	Rs.
44,978	...	33,217	26,94,112	10,02,208	8,28,057	1,15,000	34,487	
14,144	...	2,116	7,95,686	4,81,973	1,89,521	...	322	
25,486	...	7,973	8,88,176	3,23,766	3,26,601	...	314	
28,301	...	10,633	17,69,523	4,07,420	2,46,959	5,18,944	1,81,641	
90,879	...	29,937	28,86,810	9,68,250	9,17,185	...	1,591	
40,283	...	24,384	15,36,791	10,927	11,26,231	...	3,327	
60,762	...	4,551	17,07,363	4,41,379	7,39,045	1,29,000	403	
49,739	...	1,841	11,82,644	1,11,920	2,02,380	5,91,800	7,430	
42,978	...	3,106	27,75,751	7,11,326	5,97,846	1,53,000	2,868	
26,991	...	6,964	17,72,714	9,06,204	2,93,365	(52)	...	
20,957	...	35,534	13,95,045	3,43,546	5,56,343	...	45,000	
88,795	...	8,097	23,46,759	2,66,289	14,21,393	...	1,156	
59,405	...	10,424	43,92,002	13,24,141	18,05,372	...	245	
45,647	...	19,539	16,98,545	10,28,983	3,43,632	...	54	
13,63,002	...	4,79,087	6,07,89,555	1,60,56,088	1,90,41,274	63,81,069	18,58,670	
12,71,071	...	4,39,003	5,70,22,283	1,84,35,610	1,67,55,881	72,71,601	11,90,676	

Liabilities.

APPENDIX No. 14—STATEMENT H.—Centra

	Loans and deposits from societies.		Loans from Government.		Share capital paid up.	Interest due by the bank.
	Long term.	Short term.	Long term.	Short term.		
	(12)	(13)	(14)	(15)		
B.—CENTRAL BANKS—cont.	RS.	RS.	RS.	RS.		
Kistna District—						
Kistna District Co-operative Bank, Ltd., No. 1442, Masulipatam	234,299	62,347	1,90,498	39,407
Vizlavada Central Co-operative Banking Union, Ltd., No. 2967.	12,950	1,356	71,831	8,691
Kurnool District Co-operative Central Bank, Ltd., No. 2411 ...	37,494	5,000	1,07,318	18,071
Madras District Christian Central Co-operative Bank, Ltd., No. 1674.	...	1,18,602	1,82,035	21,470
Madura District—Madura-Rāmnād Central Co-operative Bank, Ltd., No. 975	4,01,934	1,01,872	2,31,352	67,094
Malabar District Co-operative Bank, Ltd., No. 2411	80,707	87,421	1,14,599	81,290
Nellore District—Co-operative Banking Union, Ltd., No. 2523 ...	69,959	21,439	1,59,406	27,753
Rāmnād District Srivilliputtar Co-operative Banking Union, Ltd., No. 5184	83,409	1,666	1,12,516	17,729
Salem District Urban Bank, Ltd., No. 151	7,75,799	69,695	1,81,587	36,435
Tanjore District—						
Tanjore District Central Co-operative Bank, Ltd., No. 1023, Kumbakonam	2,07,742	53,369	1,18,119	18,850
Tanjore District Co-operative Central Bank, Ltd., No. 5214, Tanjore	1,84,364	40,151	1,43,422	9,352
Tinnevely District—						
Tinnevely District Co-operative Banking Union, Ltd., No. 2690, Tinnevely	1,60,924	1,06,394	2,06,862	18,175
Trichinopoly District Urban Bank, No. 178	4,77,097	78,990	1,76,430	96,768
Vizagapatam District Co-operative Banking Union, Ltd., No. 1764, Vizianagram	95,505	14,225	1,22,280	26,104
Total, Central Banks ...	54,88,716	13,66,363	52,06,630	8,62,996
Total, previous year ...	51,50,140	13,13,998	49,89,649	8,47,628

APPENDICES

223

Bank's Balance Sheet, 1928-29—cont.

Liabilities—cont.

	(16)	(17)	(18)	(19)	(20)	(21)	(22)
	Cost of management due.	Other items.	Reserve fund under section 33 of Act II of 1912.	Other funds, e.g., building funds, etc.	Other undischursed profits carried forward.	Total.	Profit + or loss — (column 14, profit and loss statement).
RS.	RS.	RS.	RS.	RS.	RS.	RS.	RS.
12	28,814	69,912	28,151	...	26,28,912	+ 65,200	
2	7,981	11,307	3,047	...	7,79,081	+ 16,555	
78	6,329	28,586	13,177	...	8,66,729	+ 21,447	
1,180	14,011	39,162	18,788	1,723	17,51,830	+ 17,693	
62	15,565	93,053	32,126	...	26,28,034	+ 68,776	
305	13,774	24,848	1,846	...	14,95,365	+ 41,426	
833	12,385	37,063	9,593	...	16,48,464	+ 53,899	
18	3,130	20,053	5,228	...	11,57,279	+ 25,385	
301	14,918	1,04,314	59,435	...	27,07,524	+ 68,227	
1,330	6,151	45,835	16,905	...	17,58,451	+ 14,283	
65	3,123	34,600	10,303	...	13,70,169	+ 24,376	
100	910	61,489	36,998	...	22,80,683	+ 66,076	
448	16,836	2,48,712	98,915	...	43,12,954	+ 79,038	
...	9,949	25,682	4,590	...	16,71,064	+ 27,481	
11,558	3,65,314	16,25,242	6,01,896	1,769	5,94,68,930	+ 18,21,475	
5,922	3,84,630	13,06,763	3,18,446	2,072	5,58,02,966	+ 12,19,327	

APPENDIX NO. 14—STATEMENT I.—*Continued*

(1)	Profit brought forward from last year.		Profit.			Total.
	(2)	(3)	(4)	(5)	(6)	
	RS.	RS.			RS.	RS.
A.—PROVINCIAL BANK.						
Madras Central Urban Bank, Ltd., No. 18	5,76,857	3,06,486	8,85,343
Total, previous year ...	23,165	6,94,297	2,64,397	8,58,694
B.—CENTRAL BANKS.						
Anantapur District Co-operative Central Bank, Ltd., No. 3231	1,34,986	6,756	1,41,742
Arcot, North, District Co-operative Central Bank, Ltd., Vellore, No. 2161.	...	3,06,803	10,022	3,16,825
Arcot, South, District Co-operative Central Bank, Ltd., No. 1844	1,92,544	11,636	2,04,180
Bellary District—Hospet Co-operative Central Bank, Ltd., No. 5398	75,107	3,338	78,445
Chingleput District Co-operative Central Bank, Ltd., Conjeeveram, No. 1560	3,64,831	9,235	3,74,066
Chittoor District Co-operative Central Bank, Ltd., No. 5230	77,638	5,308	82,946
Coimbatore District Urban Bank, Ltd., No. 427	2,27,961	33,846	2,61,707
Cuddapah District Co-operative Central Bank, Ltd., No. 3233	36,729	3,519	40,248
Ganjām District—						
Ganjām District Co-operative Banking Union, Ltd., No. 1928, Berhampur	50,208	3,171	53,379
Aska Central Co-operative Banking Union, Ltd., No. 2569	55,616	1,264	56,880
Godāvari, East—						
Godāvari District Co-operative Bank, Ltd., No. 2351, Cocanada	49,063	4,051	53,114
Rajahmundry Central Co-operative Bank, Ltd., No. 4200	14,177	704	14,881
Rāmachandrapuram Co-operative Central Bank, Ltd., No. 4291	1,12,519	3,491	1,16,010
Sri Konaseema Co-operative Central Bank, Ltd., No. 4460, Amalapuram	1,17,773	2,226	1,19,999
Godāvari, West—Ellore Central Co-operative Banking Union, Ltd., No. 2965.	...	1,12,821	4,064	1,16,885
Guntūr District Co-operative Bank, Ltd., No. 530	1,77,276	6,917	1,84,193
Kanara, South, District Central Co-operative Bank, Ltd., No. 1113	62,620	27,282	89,902
Kistna District—						
Kistna Co-operative Bank, Ltd., No. 1442, Masulipatam	1,74,282	10,284	1,84,566
Viziavada Central Co-operative Banking Union, Ltd., No. 2967	47,940	2,698	50,638
Kurnool District Co-operative Central Bank, Ltd., No. 2411	56,003	3,403	59,406

Banks—Profit and Loss, 1928-29.

		Loss.												
		(8)	(9)	(10)	(11)	(12)	(13)	(14)	(15)	(16)				
Dr.	Cr.	Interest due.	Cost of management paid and due.	Provision for bad and doubtful debts.	Depreciation of stock and buildings.	Other items.	Total.	Net profit + or loss (column 22 balance sheet).	Amount of column 7 actually received.	Amount of column 13 actually disbursed.				
5,652,227	84,188	2,500	1,186	1,425	6,42,536	+ 2,42,807	8,80,685	6,10,534						
5,10,128	76,745	10,858	5,97,231	+ 2,61,483	8,52,406	5,84,839						
96,053	11,068	1,657	119	...	1,07,897	+ 38,825	1,46,292	1,08,731						
1,96,485	16,438	...	181	27,010	2,39,114	+ 77,711	3,15,082	2,17,918						
1,28,829	18,784	...	478	445	1,48,581	+ 55,649	2,21,912	1,44,139						
55,248	8,690	...	162	...	64,100	+ 14,345	76,996	64,182						
2,65,282	22,376	...	287	8,156	2,96,071	+ 77,995	4,00,507	2,94,948						
46,350	7,293	...	305	5,225	59,178	+ 28,773	81,768	52,285						
1,48,067	16,939	...	185	14,083	1,74,264	+ 87,448	2,57,526	1,69,812						
29,748	3,901	...	69	1,090	35,048	+ 4,605	40,153	32,136						
33,368	3,909	...	42	...	37,379	+ 16,000	49,579	32,160						
42,621	3,534	...	55	...	46,210	+ 10,670	52,015	42,419						
27,274	4,428	...	179	650	32,526	+ 20,398	51,690	31,560						
8,028	1,101	...	51	51	9,226	+ 5,656	14,032	8,462						
64,589	6,797	...	138	32	71,501	+ 44,539	1,15,198	65,590						
84,759	7,398	131	92,288	+ 27,711	69,133	86,875						
87,233	6,157	...	180	1,081	94,601	+ 22,094	1,04,913	86,985						
99,518	12,635	...	603	...	1,13,177	+ 71,016	1,83,365	1,16,729						
59,956	8,333	...	625	...	68,616	+ 21,036	93,576	85,357						
1,07,110	13,883	...	152	948	1,22,098	+ 62,473	1,77,426	1,20,608						
32,653	3,737	...	128	...	36,518	+ 14,120	49,462	36,700						
32,012	0,096	...	70	67	39,145	+ 20,261	59,292	39,266						

APPENDIX No. 14—STATEMENT I.—Central

(1)	Profit brought forward from last year.	Profit.				Total.
		Interest accrued.	By sale of goods to members.	By purchase and sale of members' products.	Other items.	
(2)	(3)	(4)	(5)	(6)	(7)	
B.—CENTRAL BANKS—cont.						
	Rs.	Rs.		Rs.	Rs.	
Madras District Christian Central Co-operative Bank, Ltd., No. 1674	89,335	...	27,495	1,16,830	
Madura District—Madura-Rāmnād Central Co-operative Bank, Ltd., No. 975.	1,22,380	...	43,322	1,65,702	
Malabar District Co-operative Bank, Ltd., No. 2411	84,489	...	8,108	92,597	
Neillore District Co-operative Banking Union, Ltd., No. 2523 ...	Nil	1,18,244	...	5,888	1,23,932	
Rāmnād District—Srivilliputūr Co-operative Banking Union, Ltd., No. 5184	89,593	...	3,433	93,031	
Salem District Urban Bank, Ltd., No. 151	1,93,678	...	9,985	2,03,663	
Tanjore District—						
Tanjore District Co-operative Bank, Ltd., No. 1023, Kumbakōnam	1,05,644	...	19,130	1,24,774	
Tanjore District Co-operative Banking Union, Ltd., No. 5214, Tanjore	69,994	...	19,412	89,406	
Tinnevely District—						
Tinnevely District Co-operative Banking Union, Ltd., No. 2690, Tinnevely	1,43,806	...	20,612	1,64,418	
Trichinopoly District Urban Bank, Ltd., No. 178	2,37,442	...	42,964	2,80,406	
Visagapatam District Co-operative Banking Union, Ltd., No. 1764, Vizianagaram	79,127	...	18,772	97,899	
Total, Central Bank	37,79,742	...	3,72,071	41,51,813	
Total, previous year ...	2,072	35,36,828	...	3,46,081	33,82,889	

APPENDICES

227

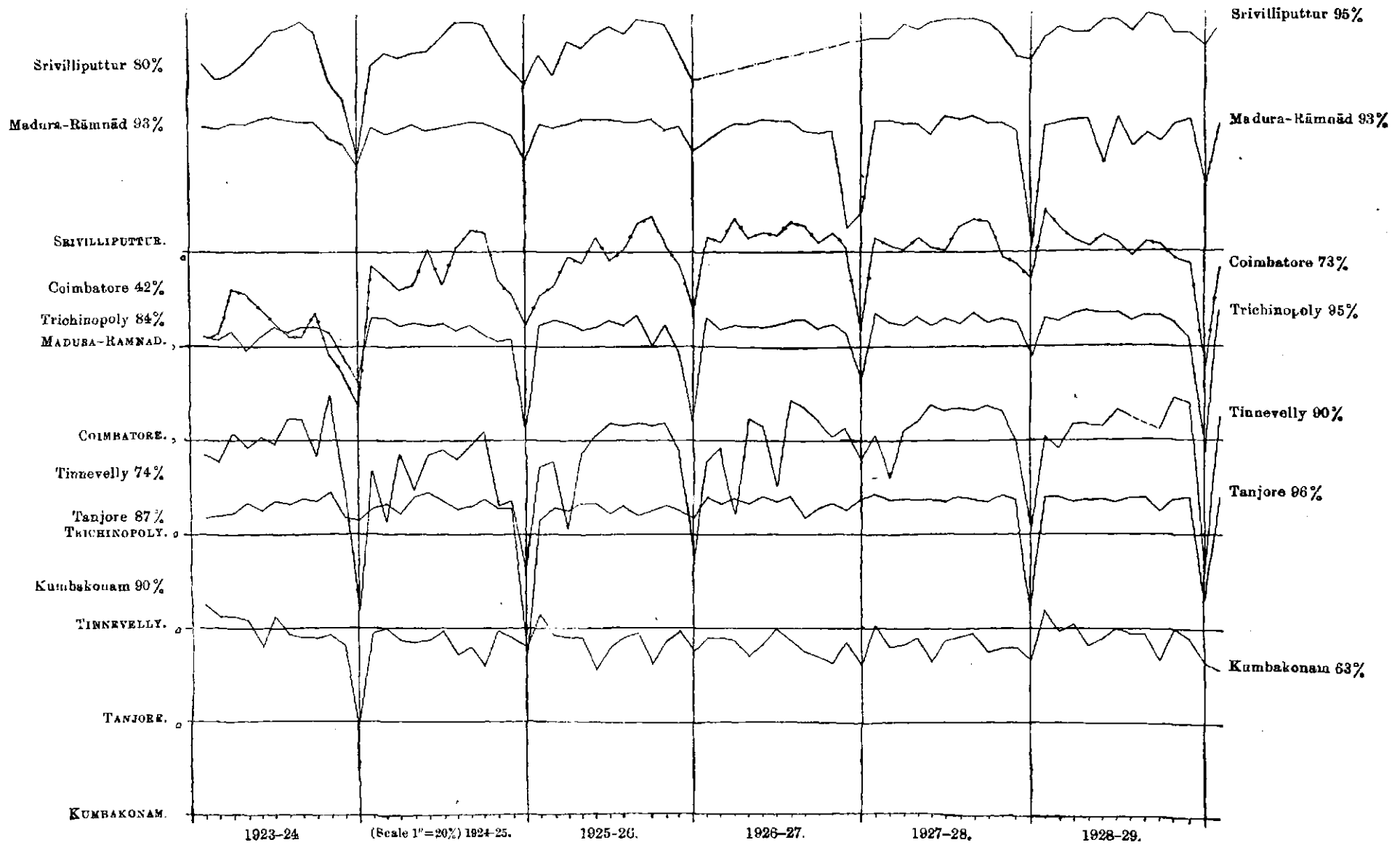
Banks—Profit and Loss, 1928-29—cont.

Loss.						Net profit + or loss — of column 22 of balance sheet).	Amount of column 7 actually received.	Amount of column 13 actually disbursed.
Interest due.	Cost of manage- ment paid and due.	Provision for bad and doubt- ful debts.	Depreciation of stock and buildings.	Other items.	Total.			
(8)	(9)	(10)	(11)	(12)	(13)	(14)	(15)	(16)
Rs.	Rs.			Rs.	Rs.	Rs.	Rs.	Rs.
67,088	20,934	...	9,962	5,061	1,03,045	+ 13,785	1,16,718	20,05,589
1,02,971	13,321	...	146	7,852	1,24,280	+ 41,412	1,65,692	97,897
62,314	9,211	...	522	6,773	78,820	+ 13,777	97,168	67,738
69,123	12,305	...	626	254	82,308	+ 41,624	1,27,351	82,350
61,849	6,854	...	93	...	68,796	+ 24,235	93,227	71,370
1,14,349	17,836	...	91	11,013	1,43,289	+ 39,754	1,99,154	1,31,613
79,633	14,492	...	340	16,834	1,11,299	+ 13,475	1,21,562	94,844
46,339	9,981	...	1,668	10,634	68,572	+ 20,834	87,764	56,653
79,275	18,630	...	501	10,096	1,08,508	+ 55,913	1,75,713	1,03,392
1,69,864	30,672	...	272	4,219	2,05,027	+ 75,372	2,97,875	1,56,860
69,559	4,088	..	932	33	74,612	+ 23,287	91,270	68,839
25,62,680	3,40,786	1,657	...	1,32,580	30,56,839	+ 10,94,974	41,36,611	48,04,902
25,39,097	2,75,214	75,094	28,89,405	+ 9,53,484	37,11,814	27,47,293

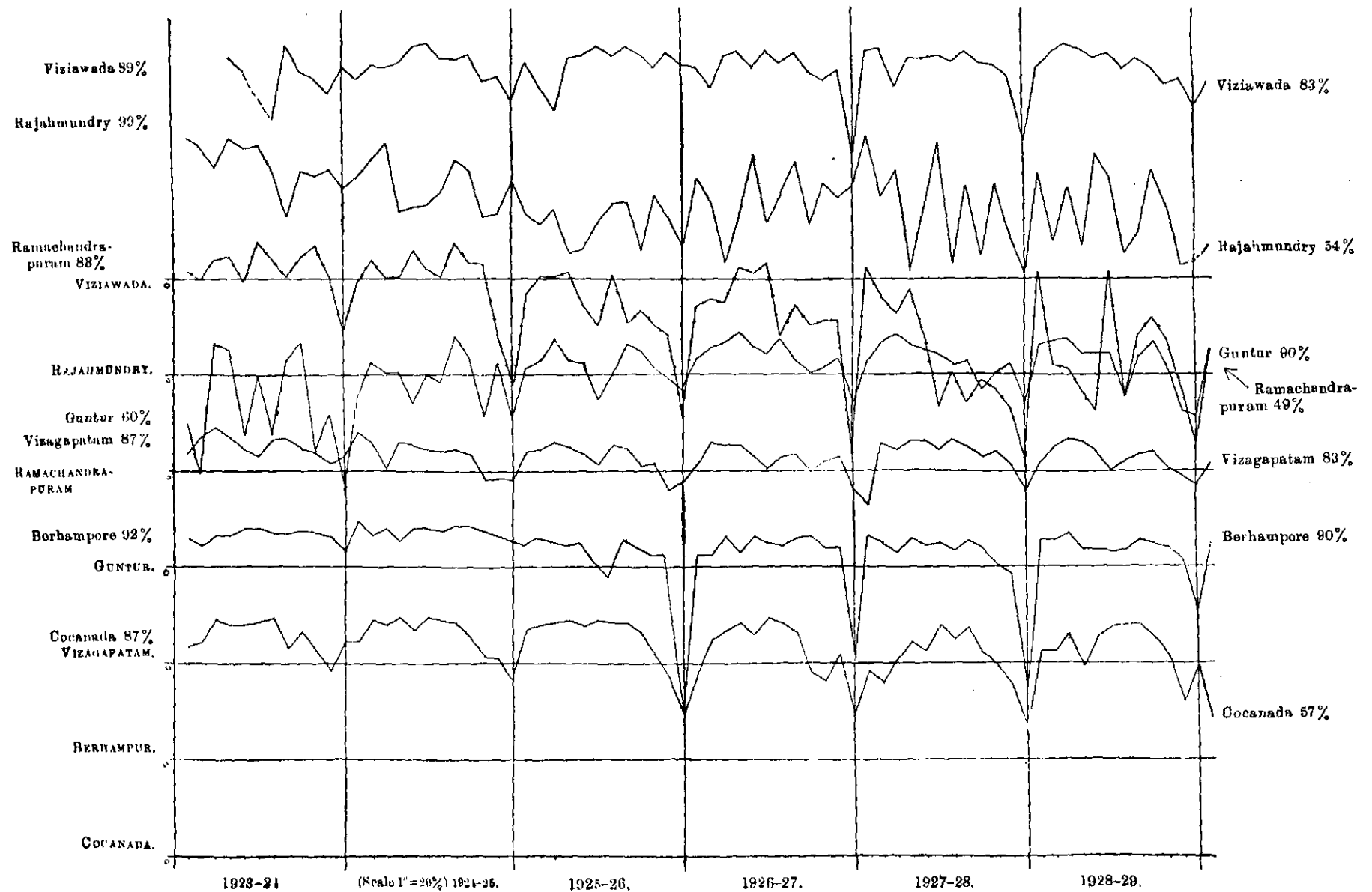
APPENDIX No. 15.—Statement showing Commitments of Central Banks on 30th June 1929.

(1)	Name of the Central Bank.	Liabilities.									Assets.								Difference between A, B, C and D, E, F.	Cash on hand.	Of C. and F. amounts repayable in										Name of Bank.
		A. Permanent.			B. On demand.			C.	D. Indefinite.			E. On demand.			F.	1929-30.		1930-31.			1931-32.		1932-33.		1933-34 and following years.						
		Share Capital.	Reserve Fund deposits.	Total.	Savings deposit and current accounts.	Undrawn cash credit of Societies.	Drawn cash credit of Imperial Bank and Madras Central Urban Bank.	Total.	Fixed deposits and loans repayable by Bank Total.	Total of A, B and C.	Reserve fund invested in M.C.U.B.	Investment by way of share capital.	Total.	Undrawn cash credit of the bank.	Government paper.	Total.	Loans and investments due to bank.	Total of D, E and F.			C. By Bank.	F. To Bank.	C. By Bank.	F. To Bank.	C. By Bank.	F. To Bank.	C. By Bank.	F. To Bank.	C. By Bank.	F. To Bank.	
Rs.	Rs.	Rs.	Rs.	Rs.	Rs.	Rs.	Rs.	Rs.	Rs.	Rs.	Rs.	Rs.	Rs.	Rs.	Rs.	Rs.	Rs.	Rs.	Rs.	Rs.	Rs.	Rs.	Rs.	Rs.	Rs.	Rs.	Rs.				
1	Madras Central Urban Bank, Ltd. ...	6,13,750	17,09,493	23,23,243	35,05,979	13,22,940	...	48,28,919	79,72,083	1,51,24,245	9,00,000	1,000	9,01,000	37,15,000	4,86,427	42,01,427	91,00,223	1,42,02,650	-9,21,595	2,71,219	55,64,383	33,69,765	17,06,370	16,22,294	74,011	11,50,812	1,04,026	9,82,400	5,23,293	19,02,752	M.C.U.B.
2	Anantapur District Co-operative Central Bank, Ltd. ...	2,27,837	1,69,773	3,97,610	74,028	10,174	2,548	87,748	14,96,067	19,51,416	45,932	25,100	71,032	96,454	...	96,454	17,01,633	18,69,119	-1,12,290	24,352	4,63,227	10,04,343	2,43,394	1,78,438	78,139	1,37,447	78,200	1,12,534	6,24,000	2,61,420	Anantapur.
3	Co-operative Central Bank, Ltd., Vellore ...	3,97,250	3,24,000	7,21,250	2,19,348	15,531	53,689	2,88,568	32,54,518	42,64,336	1,31,469	30,000	1,61,469	2,46,311	...	2,46,311	36,92,940	41,00,720	-1,63,816	18,133	8,16,190	18,90,784	3,24,136	5,47,770	3,40,445	3,99,502	84,074	2,99,443	5,84,030	5,55,441	Vellore.
4	South Arcot District Co-operative Central Bank, Ltd. ...	3,35,684	72,477	4,08,161	3,17,565	21,882	698	3,40,145	25,86,905	32,15,498	72,477	27,600	1,00,075	3,50,158	...	3,50,158	28,04,514	32,54,747	-60,746	1,52,268	13,86,295	14,18,715	5,16,094	4,96,685	1,88,034	2,83,600	1,08,722	1,92,797	3,40,763	3,85,488	South Arcot.
5	Aska Co-operative Central Bank, Ltd. ...	90,611	26,021	1,16,632	18	18	8,01,537	9,18,585	7,229	10,000	17,229	24,984	...	24,984	8,81,519	8,73,732	-44,854	24,761	2,79,585	4,72,414	1,25,699	2,16,602	1,31,415	1,00,966	96,500	1,92,797	36,705	4,688	Aska.
6	Co-operative Central Bank, Ltd., Conjeevaram ...	4,14,310	1,20,379	5,34,689	1,52,011	75,565	1,21,064	3,48,640	43,16,456	51,99,788	1,21,501	29,800	1,51,301	3,78,937	...	3,78,937	47,81,063	52,48,341	+48,556	42,453	19,93,106	18,01,078	6,38,950	6,67,319	2,15,087	4,85,117	2,55,871	3,76,603	12,13,562	3,32,955	Conjeevaram.
7	Chittoor District Co-operative Central Bank, Ltd. ...	1,60,373	59,216	2,19,589	70,124	20,300	7,464	97,893	8,49,404	11,66,896	22,615	22,800	45,415	42,531	...	42,531	9,18,832	10,06,776	-1,60,108	98,319	3,77,949	6,00,381	2,44,934	1,16,049	20,440	64,454	...	49,104	2,05,081	28,844	Chittoor.
8	Christian Co-operative Central Bank, Ltd. Coimbatore District Urban Bank, Ltd. ...	1,82,035	2,87,305	4,69,340	3,13,137	63,066	...	3,76,193	14,23,568	22,69,069	41,265	10,210	42,285	1,75,000	†3,01,756	4,78,756	12,48,548	17,66,569	-5,02,530	1,48,718	5,47,201	7,00,177	97,999	1,48,539	2,27,827	75,398	...	4,018	6,00,309	72,254	Madras Christian.
9	Coimbatore District Urban Bank, Ltd. ...	2,89,700	3,41,825	5,81,531	5,68,230	21,405	...	5,89,635	28,97,120	40,68,286	1,12,000	28,000	1,40,000	3,00,000	1,30,455	4,30,455	29,18,373	34,88,828	-5,78,458	2,01,423	23,17,884	18,12,980	3,89,007	4,53,894	1,76,214	3,07,752	1,4,190	2,32,288	26	1,11,459	Coimbatore.
10	Ouduppa District Co-operative Central Bank, Ltd. ...	76,270	30,059	1,06,329	54,094	1,523	...	55,617	6,10,001	7,71,947	13,377	10,330	23,707	70,000	33,775	1,03,778	6,31,522	7,59,004	-12,943	19,454	3,13,155	3,59,569	1,23,655	1,18,226	29,521	76,281	5,239	52,183	1,89,431	48,668	Udduppa.
11	West Godāvāri District Co-operative Central Bank, Ltd., Ellore ...	1,76,245	69,513	2,45,758	40,445	...	80,065	1,20,510	17,00,212	20,66,480	31,377	16,000	47,377	49,935	...	49,935	18,48,266	19,45,575	-1,20,802	34,015	7,98,039	14,12,418	6,24,241	1,95,929	3,16,490	96,742	2,11,000	78,477	3,12,254	69,700	West Godāvāri.
12	Ganjam District Banking Union, Ltd. ...	71,392	55,337	1,26,729	842	3,926	...	4,268	7,82,845	9,13,842	15,872	10,210	26,082	40,000	...	40,000	8,44,647	9,10,729	-3,113	27,131	3,97,572	5,45,807	2,61,356	1,67,314	70,856	94,012	57,500	24,889	55,573	12,545	Ganjam.
13	District Co-operative Central Bank, Ltd., Coanada ...	81,050	44,473	1,25,523	1,22,007	800	...	1,22,807	6,03,432	8,51,762	21,853	10,005	31,858	71,000	28,900	99,900	6,39,770	7,71,528	-80,234	37,449	5,47,592	5,74,881	2,432	22,612	...	17,462	800	7,306	53,098	17,530	Cocanada.
14	Guntur District Co-operative Central Bank, Ltd., Tenali ...	1,77,808	78,494	2,56,302	1,46,356	27,076	13,647	1,87,079	21,31,244	25,74,625	82,479	25,400	1,07,879	1,86,353	...	1,86,353	23,26,437	28,20,669	+46,044	68,099	13,62,322	13,01,669	2,08,513	2,83,005	2,03,232	1,93,135	2,65,163	1,48,760	15,200	1,25,330	Guntur.
15	Hospet Co-operative Central Bank, Ltd. ...	1,69,145	65,758	2,34,903	42,291	4,824	1,102	48,117	9,12,647	11,95,670	27,482	15,240	42,722	23,968	...	23,968	10,70,135	11,36,855	-58,815	18,788	4,40,448	5,30,377	1,28,599	1,98,682	1,28,812	1,38,281	40,628	98,375	1,73,360	84,470	Hospet.
16	Sri Konaseema Co-operative Central Bank, Ltd. ...	1,75,900	54,991	2,30,891	28,319	...	7,115	35,434	16,22,531	18,88,856	15,130	12,950	28,080	1,32,885	...	1,32,885	17,35,880	18,96,845	+7,989	40,017	8,41,374	9,97,801	2,35,716	2,19,426	1,30,152	1,90,038	1,17,509	1,41,185	2,97,787	1,87,430	Sri Konaseema.
17	Krishna Co-operative Bank, Ltd., Masulipatnam ...	1,90,498	2,30,649	4,21,147	94,337	52,128	86,216	2,32,681	22,77,117	29,30,945	69,912	27,800	97,512	2,13,784	...	2,13,784	24,77,755	27,89,051	-1,41,894	40,654	15,01,993	16,48,573	3,39,925	3,20,369	2,02,475	1,62,576	700	1,19,350	2,32,024	2,22,366	Krishna.
18	Kurnool District Co-operative Central Bank, Ltd. ...	1,07,413	37,494	1,44,907	49,250	2,092	314	51,656	6,43,176	8,89,734	30,450	10,139	40,589	89,686	...	89,686	7,88,437	9,18,712	+28,973	25,708	3,30,574	3,81,043	1,33,563	1,64,707	1,19,618	1,25,175	1,09,421	58,713	...	42,512	Kurnool.
19	Madura-Rāmnād Co-operative Central Bank, Ltd. ...	2,31,352	2,50,615	4,81,967	2,21,166	17,470	...	2,38,636	23,88,783	31,09,386	93,053	30,600	1,23,653	2,00,000	98,000	2,98,000	24,70,754	28,92,403	-2,16,888	83,625	9,95,786	15,21,000	3,40,079	5,96,531	1,17,222	1,75,138	1,41,252	1,05,035	7,87,844	1,71,010	Madura-Rāmnād.
20	Malabar District Co-operative Central Bank, Ltd. ...	1,14,589	80,708	1,95,307	1,09,077	12,842	61,469	1,73,388	18,08,650	16,77,345	24,842	22,482	47,330	98,531	71,184	1,69,716	13,30,866	15,47,912	-1,29,432	29,328	12,06,873	8,55,145	2,478	1,90,695	2,568	1,64,232	1,563	75,801	95,333	37,710	Malabar.
21	Nellore District Co-operative Banking Union, Ltd. ...	1,50,408	69,959	2,29,365	1,24,064	3,910	...	1,27,974	14,01,428	17,53,767	37,066	20,500	57,566	1,90,000	...	1,90,000	15,46,632	17,94,198	+35,431	37,850	7,74,906	10,90,424	74,308	1,89,018	1,60,265	1,19,845	37,037	64,116	3,24,917	1,33,230	Nellore.
22	Rajahmundry Co-operative Central Bank, Ltd. ...	22,050	9,056	31,106	10,238	5,000	...	15,238	2,23,892	2,70,231	3,609	2,540	6,149	10,000	...	10,000	2,48,219	2,64,368	-5,863	1,707	1,83,799	1,58,825	21,415	56,903	4,000	22,691	14,678	5,460	...	4,340	Rajahmundry.
23	Ramachandrapuram Co-operative Central Bank, Ltd. ...	1,30,340	67,858	1,98,198	73,981	16,770	8,853	99,004	14,27,202	17,25,604	31,470	13,020	44,490	1,01,140	...	1,01,140	15,72,697	17,18,333	-6,871	29,970	10,61,020	9,53,898	1,44,227	1,64,717	98,181	1,43,711	36,100	1,09,097	87,674	2,01,474	Ramachandrapuram.
24	Salem District Urban Bank, Ltd. ...	1,81,587	3,29,799	5,11,386	1,45,166	1,01,159	2,278	2,48,603	16,30,290	24,40,279	1,08,874	27,758	1,37,632	3,24,961	...	3,24,961	25,81,071	30,43,664	+6,03,385	10,964	9,60,541	10,66,745	3,43,637	3,32,501	4,52,305	3,04,474	12,271	2,64,307	5,136	5,95,206	Salem.
25	South Kanara Co-operative Central Bank, Ltd. ...	1,44,122	2,69,857	4,13,979	1,87,085	86,674	32,357	3,06,126	6,78,646	13,98,761	47,701	27,619	75,320	2,27,949	...	2,27,949	12,55,968	15,59,255	+1,60,504	19,678	2,29,234	10,20,091	4,889	1,15,143	732	27,265	5,322	17,082	4,38,419	76,405	South Kanara.
26	Srivilliputtur Banking Union, Ltd. ...	1,12,516	20,057	1,32,573	84,594	9,037	35,666	79,297	9,98,603	12,10,469	20,053	17,600	37,553	74,333	...	74,333	10,56,522	11,68,408	-42,061	36,989	4,01,890	4,45,346	37,025	1,97,200	22,100	1,46,469	89,882	5,37,588	1,77,625	Srivilliputtur.	
27	Tanjore Co-operative Central Bank, Ltd., Kumbakonam ...	1,18,119	1,82,192	3,00,311	1,15,391	33,184	83,287	2,31,882	15,51,332	20,83,475	48,235	20,050	68,285	1,81,713	2,44,177	4,25,890	14,36,968	19,31,143	-1,52,332	12,777	1,94,195	6,95,730	3,35,026	2,86,917	3,57,811	1,89,963	55,088	1,06,512	6,00,184	55,167	Tanjore-Kumbakonam.
28	Tanjore Co-operative Central Bank, Ltd. ...	1,43,422	1,35,364	2,78,786	2,38,783	35,496	80,486	3,54,765	11,89,406	18,02,957	36,307	20,050	56,357	19,513	2,00,184	2,19,697	10,48,250	13,21,30													

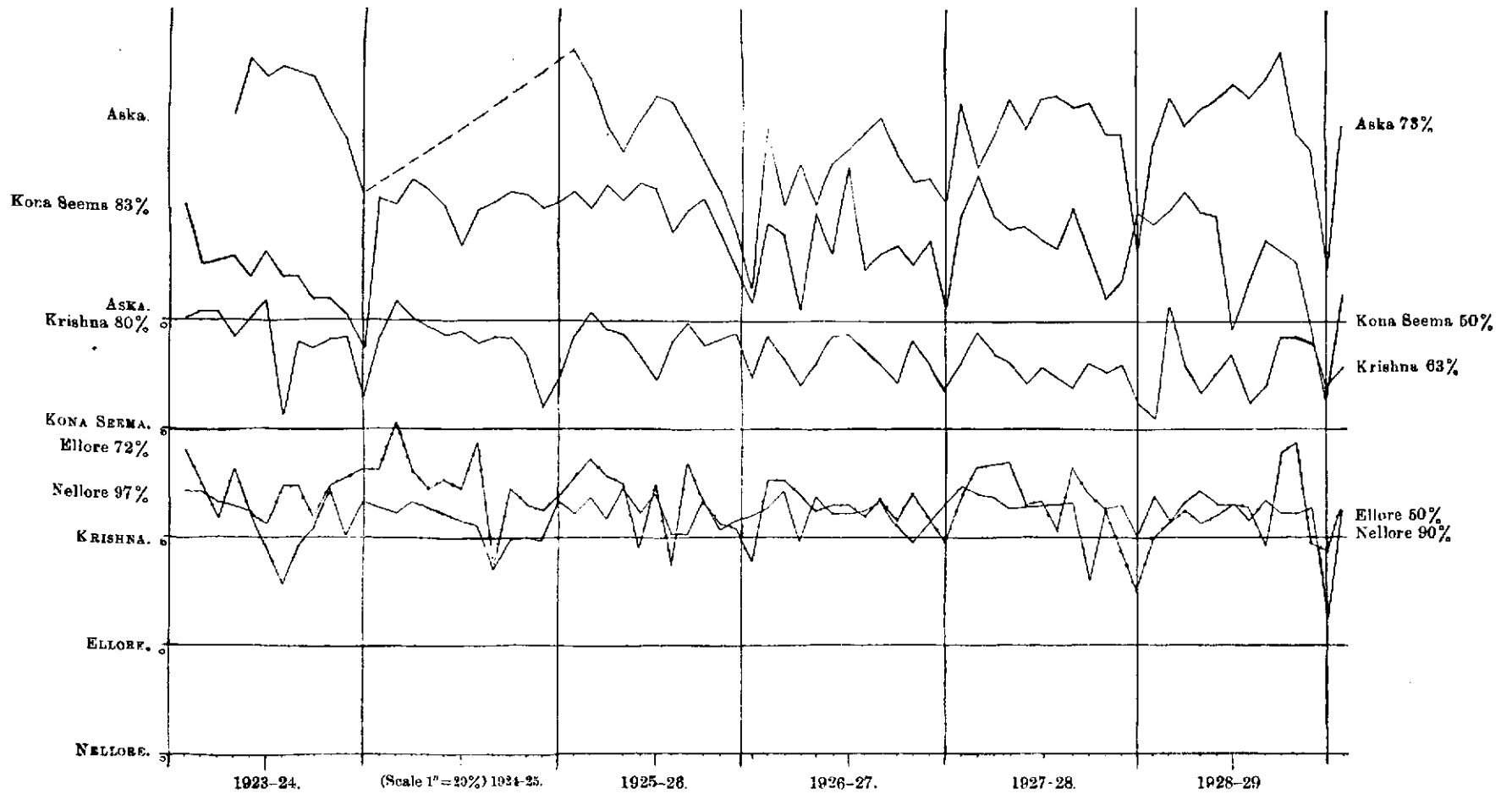
APPENDIX No. 16.—Percentage of overdue to the demand for the month including arrears of previous month.



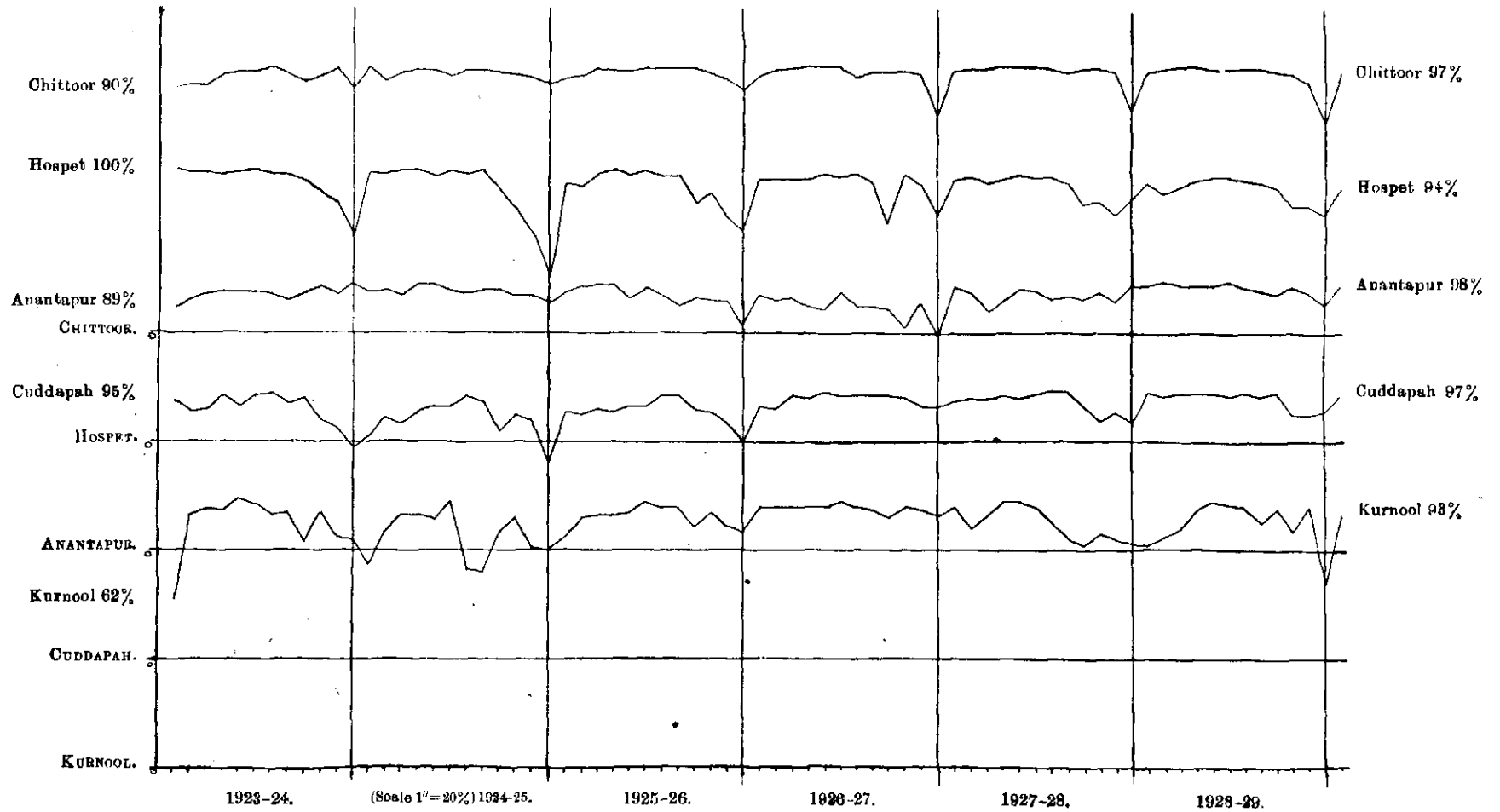
APPENDIX NO. 16.—Percentage of overdue to the demand for the month including arrears of previous month—cont.



APPENDIX No. 16.—Percentage of overdues to the demand for the month including arrears of previous month—cont.



APPENDIX No. 16.—Percentage of overdue to the demand for the month including arrears of previous month—cont.



Government of Madras

DEVELOPMENT DEPARTMENT

G.O. No. 1836, 28th October 1929

Veterinary—Administration Report—1928-29—Recorded.

READ—the following papers :—

I

Letter from T. J. HURLBY, Esq, M.R.C.V.S., D.V.S.M., I.V.S., Acting Director of Veterinary Services, to the Secretary to Government, Development Department, dated Madras, the 12th August 1929, D.Dis. No 455-A/29.

I have the honour to submit the annual administration report of the Civil Veterinary Department in this Presidency for the year 1928-29.

II

**Official Memorandum No. 3171/III-29-1, Development,
dated 26th August 1929.**

The Government direct that the report on the administration of the Civil Veterinary Department of the Madras Presidency for the year 1928-29 be published in advance of the review. Sufficient number of copies of the report should be printed and supplied to the Director of Veterinary Services. The Superintendent, Government Press, is requested to print and keep ready about 120 copies of the report so that copies of the review may be added to them when they are ready. The review will be distributed in due course to all institutions and gentlemen to whom copies of the report are supplied.

(By order)

M. C. B. KOMAN,
Under Secretary to Government.

To the Superintendent, Government Press (with copy of report).

III

**Official Memorandum No. 3171/III-29-2, Development,
dated 26th August 1929.**

The Director of Veterinary Services is requested to furnish Government as early as possible a statement showing the receipts and charges of the Civil Veterinary Department, including the Madras Veterinary College for the year 1928-29. This must be submitted through the Accountant-General.

(By order)

M. C. B. KOMAN,
Under Secretary to Government.

To the Director of Veterinary Services.

IV

**Official Memorandum No. 3171/III-29-3, Development,
dated 26th August 1929.**

The Accountant-General is requested to furnish Government as early as possible a statement of expenditure during the year 1928-29 incurred by the Public Works Department on behalf of the Civil Veterinary Department. The statement is required in connexion with the administration report of the Veterinary department.

(By order)

M. C. B. KOMAN,
Under Secretary to Government.

To the Accountant-General.

V

Letter from T. J. HURLEY, Esq, M.R.C.V.S., D.V.S.M., I.V.S., Acting Director of Veterinary Services, to the Secretary to Government, Development Department, Madras (through the Accountant-General), dated Madras, the 31st August 1929, L.Dis. No. 1274-B/29.

[*Reference.*—Government Development Department, Memorandum No. 3171-III/29-2, dated 26th August 1929.]

I have the honour to forward herewith the statement of receipts and charges of this department including the Madras Veterinary College for the year 1928-29.

ENCLOSURE

Receipts—1928-29.

Amount.

XXIV Agriculture—

Veterinary receipts—

	RS.	A.	P.
College receipts	13,918	13	10
Rents of buildings	3,337	4	0
Contribution from local bodies, etc.	1,510	0	0
Other receipts	7,963	6	11

Total—Veterinary receipts ..	26,729	8	9
------------------------------	--------	---	---

Recoveries of service payments—

Veterinary	102	13	0
Deduct—Refunds—Veterinary department ..	1,325	15	0

Charges—1928-29.

Head of expenditure.

RS. A. P.

Veterinary charges—

i. Direction—

Non-voted—

Pay of officers	22,300	0	0
Travelling allowance	3,313	4	0
Other compensatory allowance	1,800	0	0
Rates and Taxes	445	15	2

Total—Non-voted ..	27,859	3	2
--------------------	--------	---	---

Voted—

Pay of establishments—

Permanent	15,861	5	0
Temporary
Travelling allowance	1,716	6	0
Other compensatory allowances	600	0	0

Non-contract Contingencies—

Pay of menials	90	0	0
Electric current	357	8	0
Telephone charges	314	3	4
Books and Periodicals	1,603	7	7
Miscellaneous	4,971	1	9
Customs duty	895	7	0
Supplies and services—Apparatus and materials	4,293	0	7
Miscellaneous	3,964	7	9
Compensation

Total—Voted ..	34,666	15	0
----------------	--------	----	---

Total—Direction ..	62,526	2	2
--------------------	--------	---	---

Head of expenditure.	Amount.		
	Rs.	A.	P.
ii. Circle officers—			
Non-voted—			
Pay of officers
Travelling allowances
Other compensatory allowance
Cost of passages under the Superior Civil Services Rules, 1924	880	0	0
Rates and Taxes	500	2	6
Total—Non-voted ..	1,380	2	6
Voted—			
Pay of officers	33,633	6	0
Pay of establishments—Permanent	20,933	4	0
Travelling allowance	15,249	13	0
Other compensatory allowance	1,435	3	0
Non-contract Contingencies—			
Rents	912	9	3
Books and Periodicals	276	10	10
Miscellaneous	6,532	8	8
Compensations	160	0	0
Total—Voted ..	79,133	6	9
Total—Circle officers ..	80,513	9	3
iii. Touring establishments—			
Reserved Agency—Voted—			
Pay of establishments—			
Permanent	5,979	15	0
Travelling allowance	2,571	10	0
Non-contract contingencies—			
Miscellaneous	901	3	0
Total—Reserved ..	9,452	12	0

Head of expenditure.	Amount.		
	RS.	A.	P.
Transferred—Non-voted—			
Rates and taxes	4	0	0
Voted—Pay of establishments—			
Permanent	1,04,622	6	0
Temporary	6,302	1	3
Travelling allowances	41,942	6	0
Other compensatory allowances	242	4	0
Non-contract contingencies—			
Miscellaneous	15,595	7	10
Supplies and services—			
Apparatus and materials	3,69,677	1	3
Total—Voted—Transferred ..	5,38,381	10	4
Total—Transferred ..	5,38,385	10	4
Total—Touring establishments ..	5,47,838	6	4
iv. Hospitals and dispensaries—Reserved Agency—			
Voted—			
Pay of establishments—			
Permanent	3,122	14	0
Travelling allowances	208	12	0
Non-contract contingencies—			
Pay of menials.. .. .	612	0	0
Rents	288	0	0
Miscellaneous	496	10	6
Supplies and services—			
Apparatus and materials	293	8	0
Total—Reserved—Voted ..	5,021	12	6
Transferred—Non-voted—			
Rates and taxes	29	0	0
Voted—			
Pay of establishments—			
Permanent	1,39,198	4	0
Travelling allowance	5,368	11	0
Other compensatory allowance	820	2	0
Non-contract contingencies—			
Pay of menials.. .. .	31,747	2	3
Rents	12,376	8	4
Petty construction and repairs	5,685	7	6
Books and periodicals	849	5	7
Miscellaneous	12,652	5	8
Supplies and services—			
Apparatus and materials	27,125	9	6
Miscellaneous (minus)	— 20	5	0
Total—Voted—Transferred ..	2,35,803	2	10
Total—Transferred ..	2,35,832	2	10
Total—Hospitals and dispensaries ..	2,40,853	15	4

Head of expenditure.	Amount.		
	RS.	A.	P.
v. Veterinary College—Non-voted —			
Pay of officers	18,635	10	0
Travelling allowance	979	12	0
Other compensatory allowance	2,587	2	0
Rates and taxes	4,484	4	2
Cost of passages granted under the Superior Civil Services Rules, 1924	2,459	6	0
Total—Non-voted ..	29,146	2	2
Voted—			
Pay of officers	10,755	5	0
Pay of establishments—			
Permanent	24,914	13	0
Temporary
Travelling allowances	465	6	0
Other compensatory allowances	1,947	12	0
Honoraria	1,635	0	0
Non-contract contingencies—			
Pay of menials	1,601	9	0
Electric current	572	9	0
Telephone charges	659	3	7
Miscellaneous	5,013	10	0
Supplies and services—			
Scholarships and stipends	8,851	5	0
Apparatus and materials	6,330	10	0
Miscellaneous	6,997	5	1
Books and periodicals	897	1	6
Compensations
Customs duty	136	11	0
Total—Voted ..	70,778	4	2
Total—Veterinary College ..	99,924	6	4
34. Agriculture—Total Veterinary—Reserved—			
Non-voted
Voted	14,474	8	6
Transferred—			
Non-voted	58,418	7	10
Voted	9,58,763	7	1
Total—Minor head Veterinary ..	10,31,656	7	5

VI

**Endorsement of the Accountant-General, Madras,
No. Agri.-Bk.-355, dated 12th September 1929.**

Forwarded.

S. VENKATARAMANAN,
Assistant Accountant-General.

To the Secretary to Government, Development Department.

VII

Letter from the Accountant-General, to the Secretary to Government, Development Department, dated Madras, the 25th September 1929, No. W.M.-642.

[*Subject.*— Expenditure incurred by the Public Works Department during 1928-29 on Veterinary buildings.]

In reply to Government Memorandum No. 3171-III/29-3, dated 25th August 1929, on the above subject, I have the honour to state that the total expenditure incurred by the Public Works Department on behalf of the Civil Veterinary Department during 1928-29 is Rs. 68,887-3-3.

Order—No. 1836, Development, dated 28th October 1929.

Recorded.

2. Mr. Ware continued to be in charge of the department throughout the year and the report reveals progress in all directions of the department's activities, the most outstanding of which is the adoption especially in the latter half of the year of the serum-simultaneous method of inoculation against rinderpest on a large scale and the consequent expansion of staff which has culminated in the re-organization of the department and the addition of five circles to the existing seven.

3. There were 98 students in the College against 86 in the previous year and 20 passed the final examination. Nine students were given post-graduate training. The laboratory attached to the College continued to show satisfactory progress in conducting research as well as in the preparation of virus on a large scale for use in the serum-simultaneous inoculations.

4. Eight new dispensaries were opened during the year. The total number of cases admitted for treatment to veterinary institutions was 137,022 against 125,762 last year. It is, however, a regrettable fact that in spite of the best efforts of the department for combating rinderpest, cattle mortality was very high during the year under review. This is mainly due to the continued prevalence of rinderpest in a virulent form in some districts. Now that five

additional circles have been created and facilities afforded for the production of virus on a large scale at the Veterinary College, Government hope that the serum-simultaneous method of inoculation will be resorted to on a very extensive scale and the disease brought under control during the current year. The Government are gratified to note that the owners of cattle are realizing the worth of the serum-simultaneous method of inoculation and are freely resorting to it, and that a definite start on propaganda work was made during the year by the preparation of charts, specimens and short stories illustrated by lantern slides to bring home to the public the importance of paying prompt attention to contagious diseases among cattle.

5. It is hoped that the comprehensive schemes of development and expansion of the department inaugurated during the current year will soon bear fruit and help to reduce cattle mortality appreciably in future.

6. Government wish to place on record their high appreciation of Mr. Ware's strenuous efforts as head of the Veterinary Department in re-organizing the department and popularising the veterinary institutions.

(By order of the Government, Ministry of Development)

S. V. RAMAMURTI,
Secretary to Government.

Press.

Government of Madras

FINANCE DEPARTMENT

G.O. No. 793, 6th November 1929

Government Press—Annual report for 1928-29—Recorded

READ—the following papers:—

I

From A. G. GREEN, Esq., Superintendent, Government Press, Madras, to the Secretary to Government, Finance Department, dated the 30th September 1929, No. 58-Pdl.

I have the honour to submit the annual report on the working of the Government Press and its branches for the year 1928-29.

STAFF.

2. *Superintending staff.*—Mr. F. L. Gilbert, M.B.E., was in charge until 12th October 1928, from which date he proceeded on six months' leave preparatory to retirement and I took charge as officiating Superintendent (G.Os. No. 684, Mis., Finance, dated 2nd October 1928, and No. 704, Finance, dated 11th October 1928). I was previously on leave for four months and twenty-one days from 19th May to 9th October 1928, Mr. A. Lepper acting for me as Deputy Superintendent, and M.R.Ry. M. P. Govindaraja Nayakar being appointed as temporary non-gazetted Assistant on Rs. 250 per mensem (G.Os. No. 153, Mis., Finance, dated 6th March 1928, and No. 507, Mis., Finance, dated 23rd July 1928). From the date of Mr. Gilbert's departure Mr. A. Lepper, Senior Assistant Superintendent, acted as Deputy Superintendent, Mr. G. W. A. Pinto, Junior Assistant Superintendent, as Senior Assistant Superintendent and M.R.Ry. M. P. Govindaraja Nayakar as Junior Assistant Superintendent (G.O. No. 136, Mis., Finance, dated 15th February 1929), Mr. G. W. A. Pinto,

Assistant Superintendent, proceeded on leave for two months from 6th May 1928 and M.R.Ry. J. Magmaidas, Senior Reader, was appointed as temporary non-gazetted Assistant on Rs. 250 per mensem from 7th May 1928 (G.O. No. 318, Mis., Finance, dated 1st May 1928).

3. *Establishment.*—On the 31st March 1929, the total strength of the establishment at the Central Press and its branches was 1,949, consisting of 840 salaried permanent appointments, 71 temporary salaried appointments, 325 permanent and 282 temporary piecework compositors, 10 temporary piecework binders, 80 day-extra men, 47 men paid from contingencies, 4 student apprentices in printing and 290 convicts. Twenty-five permanent men including six piecework compositors retired from service during the year.

RECEIPTS AND EXPENDITURE.

4. *Receipts.*—The receipts for the year amounted to Rs. 2,41,731-6-10 against Rs. 2,51,880-3-6 in the previous year. The reduction was chiefly due to a smaller credit on account of sales of unserviceable plant and the lower value of types manufactured for renewal and replacement.

5. *Expenditure.*—The net expenditure amounted to Rs. 9,36,505-10-2 against Rs. 8,59,796-6-3 in the previous year, the increase being almost entirely under Provision for Depreciation. This was due to the adjustment of book value of unserviceable plant written off the plant books in the years 1925-26 to 1927-28.

PRODUCTION AND COST.

6. *Printing cost.*—The total cost of printing and binding works executed during the year, including the cost of paper and binding materials, plates and blocks, was Rs. 11,29,056-4-11 against Rs. 10,99,330-5-11 in the previous year. The major portion (about Rs. 20,000) of the increase was due to the substitution of better qualities of paper by the Superintendent of Stationery for ordinary printing work owing to short stocks, and the remainder to increased consumption of

binding materials. The total work charges fell from Rs. 8,94,060-7-7 to Rs. 8,74,940-1-6 (Statement II, page 21), and Rs. 7,004-0-2 of this decrease will be found under Provincial departments for which cost of printing is not recoverable.

7. *Composition*.—The productive earnings of hand-compositors, almost entirely piecework, including overtime allowances, was Rs. 1,83,355-14-10, against Rs. 1,80,810-12-11 in the previous year. The major part of the increase occurred at the Mount Road Branch, with a slight fall at Ootacamund. The earnings of piecework linotype operators fell from Rs. 25,159-14-1 to Rs. 19,405-3-2 owing to the suspension of the double shift.

Of the 499 average strength of piecework compositors during the year, six men each month earned more than Rs. 70, six more than Rs. 60, fourteen more than Rs. 50, seventy-one more than Rs. 40, two hundred and six more than Rs. 30, eighty-eight more than Rs. 25, fifty-six more than Rs. 20 and fifty-two earned Rs. 20 and under.

Earnings averaged Rs. 32-15-0 in Madras presses and at Ootacamund earnings with allowances averaged Rs. 48-4-0.

The unit cost for hand-composition was reduced at all branches, but the cost of linotype-composition rose slightly for the reason already given for reduced earnings.

8. *Machining*.—The number of sheets of impressions rose from 117,128,838 to 119,826,502. The additional outturn was entirely at the Mount Road Branch. Work was retarded during several weeks by reason of the exhaustion of paper stocks at the Stationery Office.

The unit cost of machining was considerably reduced at the Mount Road and Ootacamund branches, and there was a very slight rise at the Central Press and the Penitentiary.

9. *Bindery*.—The total cost of binding work, excluding materials, amounted to Rs. 1,31,341-4-4. The following are the quantities of the principal classes of work executed during the year:—

Full leather, 4,807 ; half leather, 49,567 ; full cloth, 93,523 ; quarter cloth marble, 233,399 ; stitching with wrapper, 856,447 ; file boards and books, 37,382 ; separate numbering, 27,289,483 ; envelopes made, 6,460,850 ; gazettes folded and stitched, 1,619,287. Excepting file boards and envelopes, all these figures are an increase over the previous year's production.

The most noteworthy variation in the proportion of overhead expenses to productive cost in this section was a reduction of 24·8 per cent at the Penitentiary.

10. *Foundry*.—The outturn of the Type-foundry advanced from 61,984 lb. in 1927-28 to 71,909 $\frac{3}{4}$ lb. in the year under report. This total is made up of 28,406 lb. of type and other material, 25,888 $\frac{1}{2}$ lb. of monotype leads and rules, 15,968 $\frac{5}{8}$ lb. of stereotype plates, and 1,646 $\frac{5}{8}$ lb. of electrotype plates. Five punches were cut and 170 matrices struck at a cost of Rs. 178-8-0. Petty mechanical repairs amounting to Rs. 39-9-0 were carried out in the department, and 387 diagrams, etc., engraved at a cost of Rs. 497-4-0.

From the type store balance plus receipts, totalling 156,872 lb., 67,868 lb. were issued in various ways, leaving a balance of 89,004 lb. of type and other material in the storekeeper's charge. The issues include 13 lb. of special stereo-plates supplied for the Government of India, 108 electrotypes of the Royal Arms, and 784 lb. of type and material for Central Jail presses in the districts.

11. *Rubber stamps*.—The total expenditure on the manufacture of rubber stamps, pads, etc., during the year under report was Rs. 5,190-2-9 against Rs. 5,242-3-4 in the previous year. The total production of stamps was 7,458 square inches.

12. *Printed forms*.—The total number of forms, standardized and non-standardized, printed for supply

during the year under report, was 167,460,359 against 155,428,591 in the previous year. These consisted of 158,410,902 standardized forms (including 7,815,391 covers and 6,004,319 economy labels) and 9,049,457 non-standardized forms (including 414,260 covers and 10,000 economy labels). There was an increase of 17,574,852 in standardized forms and a decrease of 5,543,084 in non-standardized forms. The increase is due to the larger number of forms required under Land Revenue (+ 8 millions), Registration (+ 1 million), General Administration (+ 2 millions), Police (+ 2 millions), Medical (+ 3 millions), and Administration of Justice (+ 1 million). The number of supplementary indents in the groups of T. & A., Common, and Revenue forms has considerably increased during the past two years. Supplemental indents add considerably to the cost of printing forms, and if more accurate forecasts of requirements could be made, it would assist in promoting economy and reduce a good deal of clerical labour. The value of 1,918,561 saleable forms supplied to local bodies amounted to Rs. 16,130-2-2 against Rs. 11,867-8-6 in the previous year.

13. The statements appended (No. I, pages 12 to 19) give the analysis and allocation of total costs of the various departments at each branch. The percentage of overhead expenses to direct payments for productive labour shows an improvement over the previous year's figures in hand-composition at every branch; in machining at each Madras press, with a slight rise at Ootacamund; in binding considerable improvement at the Penitentiary, but a slight increase at the other two Madras presses; and marked improvement in the typefoundry.

PLANT AND STORES.

14. *Plant*.—During this year, plant to the value of Rs. 93,398-3-0 was added, the chief additions being two wharfedale printing machines, one saw trimmer,

one combined stereo-melting furnace and hot air chamber and one case-making machine. Surplus and unserviceable plant disposed of during the year included two type-casting machines for Rs. 1,750, three printing machines for Rs. 2,400, one guillotine machine for Rs. 226-11-0, one lever galley press for Rs. 50, one standing press for Rs. 101, and one straw board cutter for Rs. 97. The year closed with a balance of Rs. 13,20,972 after deducting depreciation (Statement III-A, pages 22 and 23).

15. *Stores.*—The stock of stores was as usual verified by an outside expert at the end of the year, which closed with a balance of Rs. 1,80,466-7-6, excluding service stamps, against Rs. 1,77,110-9-5 in the previous year. The increase is due to a larger stock of paper being on hand at the end of the year (Statements III-E and F, pages 27 to 29).

PUBLICATIONS.

16. *Sales.*—The sales of Acts and books realized Rs. 25,617-6-9 against Rs. 24,154-5-1 in 1927-28, while stock to the value of Rs. 24,266-9-5 was added during the year (Statement III-G, page 30).

The sales effected by the agents for the sale of Government publications were Rs. 4,576-15-5 against Rs. 4,431-11-8 in 1927-28. Messrs. S. Krishnaswami & Co., Teppakulam, Trichinopoly, were included in the list of agents for the sale of Government publications during the year.

The value of free issues of priced publications during the year was Rs. 53,677-12-0 against Rs. 56,355-12-11 in 1927-28, the decrease being due to less expensive publications having been distributed. Repealed Acts and obsolete publications to the value of Rs. 1,995-8-0 were written off against Rs. 2,588-15-7 in the previous year. The total number of books, gazettes, papers, etc., supplied, apart from sales, was 482,774 including 39,366 copies of Government proceedings and other papers placed at the disposal of the Press (Statement III-G, page 30).

DISTRICT PRESSES AND GAZETTES.

17. *District and Jail presses.*—The four district and jail presses continued to print the district gazettes and a small amount of miscellaneous work during the year. The year's outturn in these presses compared with that of the previous year was as follows:—

	Unit pages.		Impressions.	
	1927-28.	1928-29.	1927-28.	1928-29.
Cannanore	3,780	4,070	145,465	153,941
Coimbatore	4,230	4,870	215,157	236,165
Vellore	1,575	1,628	199,030	231,803
Ganjām	1,768	2,020	78,590	79,820

There was an increased outturn in all the presses compared with previous year due to the larger number of pages set up for Gazette Excise Supplements in Cannanore, District Board work and the "Howard Journal" in Coimbatore, Village Supplements in Vellore and Land Registers in Ganjām presses. The additional machine work is accounted for by a larger number of gazettes and spare copies of notifications printed during the year. The valuation files of printing work done at jail presses were checked as usual before the submission of the statement showing the cost of convict labour to the Inspector-General of Prisons.

The expenditure was as follows:—

	Composition.						Striking.					
	1927-28.			1928-29.			1927-28.			1928-29.		
	RS.	A.	P.	RS.	A.	P.	RS.	A.	P.	RS.	A.	P.
Cannanore	3,243	9	1	3,686	10	0	1,008	5	9	1,139	9	9
Coimbatore	3,235	10	7	3,415	0	0	932	7	7	930	9	0
Vellore	2,068	8	10	2,014	4	1	860	15	4	834	3	9
Ganjām	2,823	5	3	2,625	1	6	1,317	6	11	1,266	5	9

The reasons assigned above for increases under "unit pages" and "impressions" also account for the excess expenditure under "composition" and "striking," while the decreases are due to lower expenditure under fixed establishment and pensionary charges.

The cost per unit page and per 1,000 impressions was as follows:—

	Per unit page.				Per 1,000 impressions.							
	1927-28.		1928-29.		1927-28.		1928-29.					
	RS.	A. P.	RS.	A. P.	RS.	A. P.	RS.	A. P.				
Cannanore ...	0	13	9	0	14	6	6	15	3	7	6	5
Coimbatore ...	0	12	3	0	11	8	4	5	5	3	15	1
Vellore ...	1	5	0	1	3	10	4	5	3	3	9	6
Ganjām ...	1	9	7	1	4	10	16	10	10	15	13	1

The increase in cost per unit page and per 1,000 impressions against Cannanore is due to heavy leave allowance paid during the year.

Type and other printing material of the following values was supplied from the Central Press:—

					1927-28.		1928-29.			
	RS.	A.	P.		RS.	A. P.	RS.	A. P.		
Cannanore	2,559	9	0	944	13	0
Coimbatore		520	15	0	
Vellore	767	13	0	...		
Ganjām	191	8	0	...		
Total ...					3,518	14	0	1,465	12	0

18. *Gazettes Extraordinary.*—Two hundred and fifty-six district gazettes extraordinary were issued during the year in the following districts:—

Mettur, 2; Cuddapah and North Arcot, 3 each; Ganjām, Guntūr, Nellore, Rāmnād, and Tinnevely, 4 each; Chittoor, East Gōdāvāri, Kurnool, Malabar and Vizagapatam, 5 each; South Kanara, 6; West Gōdāvāri and Tanjore, 7 each; Bellary, 8; Anantapur, 9; Madura and Nilgiris, 10 each; South Arcot and Trichinopoly, 11 each; Chingleput, 14; Salem, 15; Kistna, 16; and Coimbatore, 21. Fifty-eight of these gazettes related to elections to the Legislature, and the remaining 198 were issued mainly by departments in connexion with excise, local government affairs, notices of tenders and sales, irrigation, revenue administration, law and order, agricultural restrictions, public health and sanitation, and public service examinations. Although the issue of these additional

gazettes may have been necessary in the circumstances that arose, I think it should be possible to reduce them considerably if all offices took note of the date of publication and prepared their notices sufficiently early to be published in the ordinary gazette. The number of gazettes extraordinary issued in Coimbatore also appears to have some connexion with the facilities which a local press affords for the frequent issue of these publications.

MISCELLANEOUS

19. *Private press bills.*—Thirty-five bills amounting to Rs. 3,803-12-0 were passed during the year on account of Government work executed at private presses compared with Rs. 3,097-0-8 in the previous year. The increase was under "33. Public Health" for printing posters relating to the National Health and Baby Week (Statement VI, pages 38 to 40). Bills to the value of Rs. 53,413-13-10 were checked for private bodies against Rs. 43,262-12-4 in 1927-28. The increase was due to the scrutiny of a larger number of printing bills for the Madras University. Audit fees for checking bills for private bodies amounted to Rs. 543 against Rs. 449-9-0 in the previous year.

20. *Expenditure of departments.*—A comparison of the figures in Statement II for the past three years shows that a progressive expenditure on printing is taking place for the departments of "31. Education," "32. Medical," "33. Public Health," and "34. Agriculture." Other departments fluctuate but do not show marked increases, except "46. Stationery and Printing," to which head printed forms which are common to more than one department are charged.

21. *Welfare activities.*—The "Madras Government Press Party," the "Government Press Health Centre" and the "Madras Government Press Employees' Co-operative Society" continued their operations throughout the year and were well conducted. Although the employees do not appear to have availed themselves

to the utmost of the advantages of these institutions, they have been appreciated by a large number and there is evidence that they may become increasingly popular. Except for the grant of a building at a concession rent from Government, they are entirely self-supporting and the honorary workers deserve credit for the work done.

22. In conclusion, I have to acknowledge the loyalty and co-operation of all ranks on the staff of the Press since I have taken charge, and with this support there is little doubt that the Government Press will be able to maintain its reputation for efficiency and good work.

STATEMENTS

STATEMENT No. I.—*Analysis of Press*

HEAD OF CHARGE.	SUB-HEAD OF CHARGE.	I.—PRODUCTIVE DEPARTMENTS.					Total cost.
		COMPOSITION.		PRINTING.		Bindery.	
		Hand composition.	Linotype.	Machining.			
(1)	(2)	(3)	(4)	(5)	(6)	(7)	
	PAYMENTS.	RS. A. P.	RS. A. P.	RS. A. P.	RS. A. P.	RS. A. P.	
A. Direct payments to workmen.	1. Operatives	1,25,470 4 10	19,405 3 2	26,494 10 0	27,583 8 0	1,98,957 10 0	
	2. Overtime to operatives	683 9 0	...	1,082 10 0	1,047 15 0	2,814 2 0	
	Total, A	1,26,153 13 10	19,405 3 2	27,581 4 0	28,631 7 0	2,01,771 12 0	
B. Charges debited direct to departments.	3. Leave payments to workmen	979 13 0	...	1,071 9 0	1,022 10 0	3,074 0 0	
	4. Departmental supervision (including overtime)	16,396 2 6	...	3,535 7 5	1,989 15 0	21,921 8 11	
	5. Auxiliaries and departmental menials (including overtime)	11,013 0 8	892 14 0	2,829 12 0	1,516 8 0	16,152 2 8	
	6. Readers and copyholders (including overtime)	46,170 13 2	8,140 3 10	54,311 1 0	
	7. Stores	
	Total, B	74,559 19 4	9,133 1 10	7,236 12 5	4,529 1 0	85,458 12 7	
	Administration.						
O. General overhead charges.	8. Officers	9,308 7 6	6,852 13 9	1,696 12 9	1,525 15 6	19,384 1 6	
	9. Establishment	13,072 6 0	2,150 10 7	2,601 7 5	2,384 1 1	20,208 9 1	
	10. Allowances—						
	Travelling	456 10 10	33 10 1	76 12 0	69 2 1	636 3 0	
	Other compensatory	95 8 2	15 14 3	19 1 1	17 7 7	147 15 7	
	11. Honoraria	78 0 0	15 8 0	122 0 0	43 12 0	260 4 0	
	12. Contingencies	4,780 3 5	7,538 5 5	1,588 0 6	1,077 6 2	14,983 15 6	
	13. Supplies and services	607 6 0	45 0 11	167 4 6	149 4 8	969 0 1	
	Total, C	28,268 9 11	16,652 15 0	6,271 6 3	5,267 1 1	56,860 0 3	
	Total actual payments—A, B and C	2,29,112 5 1	45,191 4 0	41,089 6 8	38,427 9 1	3,53,820 8 10	
	BOOK ADJUSTMENTS.						
D. Charges debited direct to departments.	14. Mechanical	627 11 0	193 2 8	17,264 8 0	5,530 8 0	23,615 13 8	
	15. Stores and stationery	2,390 12 4	2,329 12 3	6,268 10 0	4,494 4 5	15,481 7 0	
	16. Depreciation (plant, type, etc.)	40,874 12 2	19,666 7 3	9,401 13 7	4,175 14 1	74,208 15 1	
	17. Interest on Capital Expenditure (plant, stock, etc.)	22,845 14 9	13,602 11 4	6,580 2 3	2,990 7 9	46,009 4 7	
	18. Upkeep of buildings	813 14 3	86 7 0	232 8 7	207 10 7	1,320 7 10	
	19. Interest on buildings	6,713 5 9	564 9 0	1,901 7 0	1,698 10 3	10,878 0 0	
	20. Pensions	24,305 12 3	2,803 10 10	4,733 13 3	3,594 5 2	35,437 9 6	
	21. Building	
	Total, D	98,672 2 6	39,216 12 4	46,360 14 8	22,691 11 8	2,06,861 9 2	
E. General overhead charges.	22. Leave salary out of India	4,268 7 1	404 0 0	804 0 6	728 2 8	6,204 10 3	
	23. Proof paper, office forms and printing	3,123 11 3	...	540 10 3	490 9 2	4,144 14 8	
	24. Audit charges	3,172 14 0	626 0 0	569 3 0	531 12 0	4,899 13 0	
	Total, E	10,563 0 4	1,030 0 0	1,913 13 9	1,749 7 10	15,249 5 11	
	Total expenditure—A, B, C, D and E	3,38,349 7 11	85,438 0 4	89,384 3 1	62,840 12 7	5,76,021 7 11	
Charges debited direct to departments.	Total, B and D	1,73,231 15 10	48,349 14 2	53,617 11 1	27,210 12 8	3,02,410 5 9	
General overhead charges.	Percentage of B and D to A	137.32	249.18	194.40	95.04	...	
	Total, C and E	38,963 10 9	17,682 15 0	8,185 4 0	7,007 8 11	71,839 6 2	
	Percentage of C and E to A	30.89	91.13	29.68	24.48	...	
	Total overhead charges—B, C, D and E	2,12,195 10 1	66,032 13 2	61,802 15 1	34,218 5 7	3,74,249 11 11	
	Percentage of B, C, D and E to A	168.20	340.29	224.08	119.51	...	

N.B.—1. The figures in this statement are for twelve months, i.e., April 1928 to March 1929, both inclusive.

2. The total actual payments A, B and C include Rs. 34,907-7-6 not relating to the financial year 1928-29.

costs, 1928-29—Central Press.

II—SERVICE DEPARTMENT DISTRIBUTED UNDER I.	III—OTHER EXPENDITURE.								TOTAL EXPENDITURE OF PRESS.
	Capital Account and Plant.	NOT DISTRIBUTED UNDER I.							
		Type foundry.	Rubber stamps.	Supplies to outside offices.	Packing and conveyance charges (including freight on printed matters sent out).	Forms, Store and Despatch.	Out work.		
(8)	(9)	(10)	(11)	(12)	(13)	(14)	(15)	(16)	
RS. A. P.	RS. A. P.	RS. A. P.	RS. A. P.	RS. A. P.	RS. A. P.	RS. A. P.	RS. A. P.	RS. A. P.	
5,728 12 0 106 4 6	...	10,993 7 0	844 6 0	2,16,524 3 0 2,920 6 6	
5,335 0 6	...	10,993 7 0	844 6 0	2,16,444 9 6	
222 3 0	...	394 1 0	27 2 0	3,717 6 0	
1,927 14 1	...	721 6 1	79 15 5	24,650 12 6	
363 2 9	...	1,662 7 7	795 8 0	18,933 5 0	
...	75,201 6 2	54,311 1 0 75,201 6 2	
2,453 3 10	75,201 6 2	2,797 14 8	902 9 5	1,76,813 14 8	
368 3 4 543 14 3	...	789 8 5 1,503 8 2	85 6 1 108 10 6	111 15 5 216 4 1	1,080 1 3 3,706 7 5	9,774 14 11 11,165 7 7	106 2 0 436 2 10	24,680 4 11 37,623 15 11	
16 9 8 3 15 7 4 2 0 9,287 6 6 47 3 2	...	35 14 5 9 8 6 7 8 0 439 1 6 94 6 5	3 13 0 0 12 8 0 10 0 46 4 4 6 2 7	5 2 7 1 9 5 1 4 0 124 7 11 0 8 7	44 8 0 ...	125 3 9 30 3 0 23 12 0 38,518 10 9 80 3 4	5 6 0 3 2 10 2 8 0 11,106 13 8 ...	872 12 5 167 3 1 890 0 0 76,780 10 5 6,931 13 4	
5,898 13 4	5,898 13 4	2,679 7 5	251 11 2	461 4 0	7,111 7 6	52,667 7 4	11,654 3 4	1,47,385 12 1	
18,559 10 1	80,900 3 6	16,470 13 1	1,998 10 7	461 4 0	7,111 7 6	52,667 7 4	11,654 3 4	5,43,644 4 3	
2,148 6 0 8,885 6 4	...	2,231 4 11 18,516 15 4	0 7 0 2,658 7 7	0 7 0 300 10 1	12 6 0 10,804 14 7	109 4 11 5,695 12 11	...	28,118 11 6 3,65,281 7 2	
3,257 2 11	...	5,649 12 9	20 0 6	...	606 8 5	101 0 4	...	83,843 8 0	
2,436 7 1 86 7 0 540 4 2 1,163 13 9	...	3,888 13 2 132 14 0 1,088 12 1 2,233 5 8	29 2 6 8 5 0 68 2 3 511 4 10	...	291 10 6 24 14 8 199 9 0 48 8 0	189 9 8 107 15 6 926 5 2 2,036 6 3	...	52,842 15 0 1,661 0 0 13,705 12 2 42,069 3 8	
18,278 9 3	1,03,151 3 4	33,794 13 11	3,065 13 8	352 12 11	12,650 13 10	9,196 6 9	80 6 8	3,87,522 9 6	
171 14 11	...	384 4 6	37 14 11	58 2 2	532 0 10	1,086 13 3	80 12 9	8,566 9 7	
120 2 3 256 3 0	...	240 4 6 228 8 0	30 0 7 37 11 0	30 0 7 5 9 0	540 10 3 98 5 0	901 1 1 729 14 0	...	6,007 1 11 5,408 0 0	
548 4 2	...	853 1 0	85 10 6	93 11 9	1,171 0 1	2,717 12 4	242 13 9	20,971 11 6	
37,386 7 6	1,84,061 6 10	51,108 12 0	5,190 2 9	907 12 8	20,933 5 5	64,551 10 5	11,967 7 9	9,52,138 9 3	
20,731 13 1	1,78,362 9 6	36,592 12 7	3,968 7 1	352 12 11	12,650 13 10	9,196 6 3	80 6 8	5,64,336 8 2	
355 30	...	382 78	475 70	
10,819 9 11	5,998 13 4	8,582 8 5	347 5 8	554 15 9	8,282 7 7	55,385 3 8	11,697 1 1	1,86,357 7 7	
185 43	...	37 14	41 71	
31,551 7 0	1,84,061 6 10	40,115 5 0	4,345 12 9	907 12 8	20,933 5 5	64,551 10 5	11,967 7 9	7,32,693 15 9	
540 72	...	304 91	614 93	

STATEMENT NO. I.—Analysis of Press

HEAD OF CHARGE.	SUB-HEAD OF CHARGE.	I.—PRODUCTIVE DEPARTMENTS.					Total costs
		COMPOSITION.	PRINTING.		Bindery.		
		Hand composition.	Hand press.	Machining.			
(1)	(2)	(3)	(4)	(5)	(6)	(7)	
	PAYMENTS.	RS. A. P.	RS. A. P.	RS. A. P.	RS. A. P.	RS. A. P.	
A. Direct payments to workmen.	1. Operatives	53,753 14 0	1,591 12 0	9,746 6 0	24,236 10 0	89,328 10 0	
	2. Overtime to operatives	37 10 0	409 9 0	375 1 0	822 4 0	
	Total, A	53,753 14 0	1,629 6 0	10,155 15 0	24,611 11 0	90,160 14 0	
B. Charges debited direct to departments.	3. Leave payments to workmen	132 8 0	40 4 0	283 15 0	719 14 0	1,181 9 0	
	4. Departmental supervision (including overtime)	3,864 6 0	85 14 4	1,068 10 3	1,223 6 0	6,260 4 7	
	5. Auxiliaries and departmental menials (including overtime)	1,672 8 0	125 14 7	909 1 5	530 0 0	3,087 8 0	
	6. Readers and copyholders (including overtime)	15,695 6 0	15,695 6 0	
	7. Stores	
	Total, B	21,364 12 0	252 0 11	2,284 10 8	2,303 4 0	26,204 11 7	
	Administration.						
C. General overhead charges.	8. Officers	3,428 4 8	38 1 6	516 15 4	957 12 0	4,941 1 6	
	9. Establishment	9,944 0 10	78 9 4	1,475 5 2	2,797 6 2	14,293 5 6	
	10. Allowances—						
	Travelling	186 14 1	...	26 11 2	53 6 4	268 15 7	
	Other compensatory	44 7 9	...	6 5 8	12 11 4	63 8 9	
	11. Honoraria	35 0 0	...	5 0 0	10 0 0	50 0 0	
	12. Contingencies	2,095 6 8	57 12 11	712 2 5	820 10 10	3,686 0 16	
	13. Supplies and services	
	Total, C	15,734 2 0	172 7 9	2,742 7 9	4,651 14 8	23,301 0 2	
	Total actual payments—A, B and C	90,852 12 0	2,053 14 8	15,183 1 5	31,568 13 8	1,30,656 9 9	
	BOOK ADJUSTMENTS.						
D. Charges debited direct to departments.	14. Mechanical	468 3 0	53 4 10	8,148 11 0	1,663 3 0	10,333 5 10	
	15. Stores and stationery	2,393 4 5	7 15 3	2,369 0 10	4,159 14 10	8,925 5 4	
	16. Depreciation (plant, type, etc.)	20,880 15 1	151 9 5	3,860 1 0	4,937 11 7	29,920 5 1	
	17. Interest on capital expenditure (plant, stock, etc.)	10,625 10 11	206 5 3	2,816 10 3	3,597 13 5	17,246 7 10	
	18. Upkeep of buildings	390 1 7	16 4 8	206 5 5	217 3 2	819 14 10	
	19. Interest on buildings	3,836 7 6	162 10 8	2,073 8 3	2,194 14 9	8,317 9 3	
	20. Pensions	8,331 5 11	237 0 7	1,744 15 8	3,240 7 0	13,553 13 2	
	21. Buildings	
	Total, D	46,961 0 5	835 2 9	21,309 4 5	20,011 3 9	89,116 11 4	
E. General overhead charges.	22. Leave salary out of India	1,301 0 4	3 5 3	188 3 10	369 13 2	1,862 6 7	
	23. Proof paper, office forms and printing	1,490 8 6	29 3 7	233 12 11	409 2 8	2,162 11 8	
	24. Audit charges	1,123 3 0	25 15 0	187 13 0	390 7 0	1,727 6 0	
	Total, E	3,914 11 10	58 7 10	609 13 8	1,169 6 10	5,752 8 3	
	Total expenditure—A, B, C, D and E	1,41,728 8 3	2,947 9 3	37,102 3 7	52,747 8 3	2,34,526 13 4	
Charges debited direct to departments.	Total, B and D	68,325 12 5	1,067 3 8	23,593 15 1	22,314 7 9	1,16,331 6 11	
General overhead charges.	Percentage of B and D to A	127.11	66.73	232.32	90.66	...	
	Total, C and E	19,643 13 10	230 15 7	3,352 5 8	5,821 5 6	29,053 8 5	
	Percentage of C and E to A	36.55	14.18	33.01	23.65	...	
	Total overhead charges—B, C, D and E	87,974 10 3	1,318 3 3	26,946 4 7	28,135 13 3	1,44,374 15 4	
	Percentage of B, C, D and E to A	163.96	80.91	265.32	114.32	...	

N.B.—1. The figures in this statement are for twelve months, i.e., April 1928 to March 1929, both inclusive.

2. The total actual payments A, B and C include Rs. 14,149-10-1 not relating to the financial year 1928-29

STATEMENT NO. I.—Analysis of Press

HEAD OF CHARGE	SUB-HEAD OF CHARGE	L—PRODUCTIVE DEPARTMENTS.					Total cost.
		COMPOSITION.	PRINTING.		Bindery.		
			Hand composition.	Hand press.			
(1)	(2)	(3)	(4)	(5)	(6)	(7)	
		RS. A. P.	RS. A. P.	RS. A. P.	RS. A. P.	RS. A. P.	
A. Direct payments to workmen.	PAYMENTS. 1. Operatives—Paid ... Convicts ... Total, A ...	1,021 5 0 2,695 15 0 1,021 5 0	2,695 15 0 8,467 10 0 2,695 15 0	8,467 10 0 5,150 9 0 8,467 10 0	5,150 9 0 17,335 7 0 5,150 9 0	17,335 7 0 17,335 7 0 17,335 7 0	
B. Charges debited direct to departments.	2. Leave payments to workmen. 3. Departmental supervision (including overtime) ... 4. Readers and copyholders (including overtime) ... Convicts. 5. Stores ... Total, B 843 11 0 387 3 0 267 8 0 ... 1,268 6 0	... 359 0 0 359 0 0	... 947 2 0 947 2 0	... 2,124 8 0 2,124 8 0	... 4,074 5 0 387 3 0 267 8 0 ... 4,719 0 0	
C. General overhead charges.	<i>Administration.</i> 6. Officers ... 7. Establishment—Paid ... Convicts. 8. Allowances— Travelling ... Other compensatory ... 9. Honoraria ... 10. Contingencies ... 11. Supplies and Services ... Total, C ... Total actual payments— A, B and C ...	53 0 11 728 4 3 108 12 0 4 15 10 74 10 9 1 4 0 3 14 5 9 4 0 984 2 2 3,293 13 2	53 1 0 728 5 4 108 12 0 5 0 0 74 10 10 1 4 0 3 14 4 9 4 0 984 3 6 4,039 2 6	106 1 11 1,456 8 9 217 8 0 9 15 9 149 5 7 2 8 0 7 12 11 18 8 0 1,968 4 11	106 1 11 1,456 7 11 217 8 0 9 15 9 149 5 7 2 8 0 13 13 0 18 8 0 1,974 4 2 9,249 5 2	318 5 9 4,369 10 3 662 8 0 29 15 4 448 0 9 7 8 0 29 6 8 55 8 0 5,910 14 9 27,965 5 9	
D. Charges debited direct to departments.	BOOK ADJUSTMENTS. 12. Mechanical ... 13. Stores and stationery ... 14. Depreciation (plant, type, etc.) ... 15. Interest on capital expenditure (plant, stock, etc.) ... 16. Interest on buildings ... 17. Pensions ... 18. Buildings ... Total, D ...	249 6 6 1,867 6 0 1,517 5 0 299 9 0 279 8 9 ... 4,233 3 3	199 8 0 644 9 3 142 0 10 295 6 11 290 4 10 178 9 11 ... 1,649 5 9	4,921 5 3 2,970 12 3 1,274 12 3 543 8 10 394 5 10 ... 11,294 5 1	317 11 0 1,765 13 1 973 10 4 680 12 1 608 6 1 564 5 5 ... 4,908 10 0	5,428 6 3 4,928 9 1 4,969 9 11 3,678 4 3 1,741 12 9 1,114 13 11 ... 22,084 8 1	
E. General overhead charges.	19. Leave salary out of India. 20. Proof paper, office forms and printing ... 21. Audit charges ... Total, E ... Total expenditure—A, B, C, D and E ... Total, B and D ... Percentage of B and D to A ... Total, C and E ... Percentage of C and E to A ... Total overhead charges—B, C, D and E ... Percentage of B, C, D and E to A ...	49 6 5 36 2 0 113 8 0 199 0 5 7,717 0 10 5,521 9 3 540 84 1,174 2 7 114 99 6,065 11 10 656 63	49 6 5 36 2 0 137 9 0 234 1 5 5,901 9 8 2,007 5 9 7444 1,198 4 11 4444 3,205 16 8 11892	89 12 9 72 4 0 362 1 9 545 1 9 23,222 7 9 12,241 7 1 14456 2,518 6 8 3968 14,754 15 9 17417	89 12 9 72 4 0 319 14 0 472 14 9 14,630 13 11 7,035 2 0 13654 2,447 2 11 4751 9,480 4 11 16404	242 6 4 216 12 0 963 0 0 1,422 9 4 26,808 8 1 ... 7,333 1 1 ... 34,156 9 2 ...	

N.B.—1. The figures in this statement are for twelve months, i.e., April 1928 to March 1929, both inclusive.
2. The total actual payments A, B and C include Rs. 1,448-4-0 not relating to the financial year 1928-29

costs, 1928-29—Penitentiary Branch Press.

II.—SERVICE DEPARTMENT DISTRIBUTED UNDER I		III.—OTHER EXPENDITURE.					TOTAL EXPENDITURE OF PRESS,
Mechanical Branch.	Capital Account and Plant.	NOT DISTRIBUTED UNDER I					
		Packing and conveyance charges (including freight on printed matters sent out).	Forms, store and despatch.	Out work.	Publication Branch.		
(8)	(9)	(10)	(11)	(12)	(13)	(14)	
RS. A. P.	RS. A. P.	RS. A. P.	RS. A. P.	RS. A. P.	RS. A. P.	RS. A. P.	
824 10 0	824 10 0	
183 13 0	17,519 4 0	
1,008 7 0	19,343 14 0	
19 6 0	19 6 0	
...	4,074 5 0	
...	387 3 0	
...	9,534 15 11	257 8 0	
...	9,534 15 11	9,534 15 11	
19 6 0	9,534 15 11	14,273 5 11	
13 4 3	79 9 6	411 3 6	
176 11 10	...	369 9 10	2,957 6 5	7,773 6 4	
26 1 7	1,931 4 5	2,609 14 0	
1 3 10	7 10 4	38 13 6	
17 15 0	131 0 3	597 0 0	
0 5 0	1 14 0	9 11 0	
2,124 9 6	...	72 7 9	238 0 2	2,484 3 1	
2 3 6	36 14 0	...	10 4 6	110 14 0	
2,362 6 6	36 14 0	442 1 7	5,283 1 7	14,035 6 5	
3,390 3 6	9,571 13 11	442 1 7	5,283 1 7	46,652 10 4	
489 2 2	2,082 5 10	1 7 0	8,817 6 4	5,428 6 2	
378 3 4	...	11 5 4	42 14 5	16,318 14 5	
237 14 9	...	16 10 7	50 6 5	3,983 4 0	
56 6 0	...	74 1 3	4 13 9	1,877 1 9	
166 11 6	...	54 1 10	440 8 5	2,076 3 8	
...	
1,309 5 9	2,082 5 10	157 10 0	9,356 1 4	34,969 15 0	
10 1 3	60 9 8	313 1 8	
8 10 9	63 9 3	289 0 0	
118 15 0	...	13 12 0	182 5 0	1,276 0 0	
135 11 5	...	13 12 0	306 7 11	1,878 1 8	
4,835 4 8	11,654 3 9	613 7 7	14,945 10 10	83,520 11 0	
1,328 11 9	11,617 5 9	157 10 0	9,356 1 4	49,263 4 11	
131-85	
2,498 1 11	36 14 0	455 13 7	5,589 9 6	15,913 6 1	
247-82	
3,826 13 8	11,654 3 9	613 7 7	14,945 10 10	65,176 13 0	
379-86	

STATEMENT NO. I.—Analysis of Press

HEAD OF CHARGE.	SUB-HEAD OF CHARGE.	I.—PRODUCTIVE DEPARTMENTS.				
		COMPOSITION.	PRINTING.		Bindery.	Total cost.
		Hand composition.	Hand press.	Machining.		
(1)	(2)	(3)	(4)	(5)	(6)	(7)
	PAYMENTS.	RS. A. P.	RS. A. P.	RS. A. P.	RS. A. P.	RS. A. P.
A. Direct payments to workmen.	1. Operatives	2,418 0 0	324 4 0	834 5 0	359 9 0	3,736 2 0
	2. Overtime to operatives ...	8 14 0	2 11 0	6 13 0	4 15 0	23 5 0
	Total, A ...	2,426 14 0	326 15 0	641 2 0	364 8 0	3,759 7 0
B. Charges debited direct to departments.	3. Leave payments to workmen	24 1 0	...	27 15 0	...	52 0 0
	4. Departmental supervision (including overtime)	317 0 0	317 0 0
	5. Auxiliaries and departmental menials (including overtime)	148 10 0	148 10 0
	6. Readers and copyholders (including overtime) ...	886 9 0	886 9 0
	7. Stores
	Total, B ...	1,227 10 0	...	27 15 0	148 10 0	1,404 3 0
	<i>Administration.</i>					
C. General overhead charges.	8. Officers	106 2 0	...	13 4 3	...	119 6 3
	9. Establishment	427 15 0	...	55 5 2	...	483 4 2
	10. Allowances— Travelling	76 4 11	...	1 3 9	...	77 8 8
	Other compensatory ...	1,527 10 10	60 0 0	164 9 4	60 0 0	1,812 4 2
	11. Honoraria	2 8 0	...	0 5 0	...	2 13 0
	12. Contingencies	183 15 10	59 14 2	61 11 6	56 7 10	362 1 4
	13. Supplies and services ...	27 12 0	9 7 0	9 7 0	8 14 0	55 8 0
	Total, C ...	2,352 4 7	129 5 2	305 14 0	125 5 10	2,912 13 7
	Total actual payments— A, B and C	6,006 12 7	456 4 2	974 15 0	638 7 10	8,078 7 7
	BOOK ADJUSTMENTS.					
D. Charges debited direct to departments.	14. Mechanical	88 2 6	17 4 7	159 3 10	84 12 3	349 7 2
	15. Stores and stationery ...	1,005 2 6	43 12 11	164 7 11	47 8 8	1,261 0 0
	16. Depreciation (plant, type, etc.)
	17. Interest on Capital Expenditure (plant, stock, etc.)	577 1 0	60 8 4	116 0 4	44 5 4	797 15 0
	18. Upkeep of buildings ...	94 0 0	31 15 4	31 15 4	30 1 4	189 0 0
	19. Interest on buildings ...	600 15 8	202 2 1	202 15 1	190 3 10	1,196 4 8
	20. Pensions	624 9 4	54 0 8	90 1 0	59 14 10	828 9 10
	21. Buildings
	Total, D ...	2,969 15 0	409 11 11	764 11 6	456 14 3	4,601 4 8
E. General overhead charges.	22. Leave salary out of India ...	80 12 9	...	10 1 8	...	90 14 5
	23. Proof paper, office forms and printing	35 3 6	11 15 8	11 15 8	11 4 3	70 7 1
	24. Audit charges	60 11 8	4 9 9	9 13 8	6 7 3	81 10 4
	Total, E ...	176 11 11	16 9 5	31 15 0	17 11 6	242 15 10
	Total expenditure—A, B, C, D and E	9,153 7 8	882 9 6	1,771 9 6	1,113 1 7	12,920 12 1
Charges debited direct to departments.	Total, B and D ...	4,197 9 0	409 11 11	792 10 6	606 8 3	6,005 7 8
	Percentage of B and D to A ...	172.97	125.38	123.71	166.03	...
General overhead charges.	Total, C and E ...	2,529 0 6	145 14 7	337 13 0	143 1 4	3,155 13 5
	Percentage of C and E to A ...	104.20	44.65	32.73	39.18	...
	Total overhead charges—B, C, D and E	6,726 9 8	555 10 6	1,130 7 6	748 9 7	8,161 5 1
	Percentage of B, C, D and E to A	277.17	170.03	176.29	205.21	...

N.B.—1. The figures in this statement are for twelve months, i.e., April 1928 to March 1929, both inclusive.
2. The total actual payments A, B and C include Rs. 434-6-1 not relating to the financial year 1928-29.

STATEMENT NO. II.—Cost of work done and the value

Heads of account.	Fresh composition.		Alteration to standing matter.		Authors' corrections.		Machining.	
	RS.	A. P.	RS.	A. P.	RS.	A. P.	RS.	A. P.
- OFFICERS ENTITLED TO FREE PRINTING.								
5. Land Revenue	18,811	10 11	5,375	4 0	839	1 11	28,515	9 1
6. Excise	6,865	0 9	775	5 11	653	10 0	3,635	10 6
7. Stamps	1	5 10	41	4 8	4	6 0
8. Forest	4,744	0 1	549	4 7	175	5 10	3,997	14 2
9. Registration	1,326	6 9	656	15 9	80	9 8	4,044	10 8
22. General Section	1,03,581	1 4	8,967	13 8	12,475	15 7	39,199	12 5
24. Administration of Justice...	1,81,911	6 2	3,755	10 10	1,344	2 7	13,500	2 4
25. Jails and Convict Settlements	1,938	11 11	387	4 3	286	9 6	1,964	8 2
26. Police	12,962	8 9	1,191	13 4	930	8 8	6,588	12 5
27. Ports and Pilotage	79	1 3	1	12 10	84	7 0
30. Scientific	910	12 3	3	12 0	297	13 11	57	0 8
31. Education	15,355	13 4	1,580	12 4	1,622	10 6	2,165	11 7
32. Medical	8,240	12 7	1,431	1 10	1,124	9 5	4,277	1 9
33. Public Health	3,695	10 6	608	14 10	317	1 5	5,631	14 4
34. Agriculture	12,854	15 9	1,396	9 3	1,112	7 7	9,523	15 9
35. Industries	2,798	2 9	132	6 6	361	0 5	562	5 6
37. Miscellaneous	10,224	9 1	2,726	15 10	681	0 2	1,465	15 6
41 & 42. Civil Works	12,671	9 6	1,190	2 3	1,077	11 2	6,718	13 6
46. Stationery and Printing	93,198	4 10	4,988	7 11	1,611	15 10	20,631	8 2
47. Miscellaneous	44	5 11	8	15 8	1	1 10	22	2 7
Other Departments
Total ...	4,92,216	6 3	35,770	12 3	24,993	8 0	1,52,592	6 1
OFFICERS ENTITLED TO BOOK DEBIT.								
1. Customs	1,944	1 6	3,522	9 9	297	3 7	241	11 10
3. Salt	1,221	12 11	69	3 5	0	12 1	1,087	9 11
23. Audit	1,110	12 7	285	4 1	318	6 7	90	5 1
28. Ecclesiastical	55	2 8	85	8 10	20	10 0	11	6 11
29. Political	0	2 3	0	8 11	3	15 3
30. Scientific	2,359	8 3	274	4 6	202	12 7	122	12 9
34. Agriculture	0	4 6	2	1 6
37. Miscellaneous	67	3 11	114	4 5	14	6 3	7	2 3
38. Currency	0	0 5	0	5 0
41 & 42. Civil Works
46. Stationery and Printing	0	2 8	0	0 9
Total ...	6,759	3 8	4,351	11 11	854	3 1	1,567	7 3
Army	46	3 10	30	1 2	1	9 4	98	10 6
Posts and Telegraphs	2,372	0 8	762	13 3	278	9 5	3,865	14 11
OFFICERS ENTITLED ON CASH PAYMENT.								
Private bodies	12,537	2 1	1,093	6 9	318	13 2	3,087	13 7
Grand total ...	5,13,931	0 6	42,008	13 4	26,446	11 0	1,61,212	4 4

of Publications issued free during the year 1928-29.

Bindery.	Total work charges.	Cost of paper and binding materials.	Cost of maps, stereos, blocks, etc.	Total charges.	Publications.
RS. A. P.	RS. A. P.	RS. A. P.	RS. A. P.	RS. A. P.	RS. A. P.
8,723 8 9	61,265 2 8	10,306 15 10	5,428 8 0	77,000 10 6	4,735 5 9
3,554 4 10	15,484 0 0	3,516 5 3	796 0 6	19,796 5 9	500 9 6
2 14 1	49 14 7	49 14 7	...
4,067 8 2	13,534 0 10	4,107 1 1	441 8 6	18,082 10 5	889 8 9
10,276 4 1	16,384 14 11	13,678 3 9	346 11 0	30,409 13 8	867 9 3
34,178 11 3	1,98,403 6 3	46,961 12 6	4,769 11 0	2,50,134 13 9	9,772 13 3
10,491 1 7	2,11,062 7 6	21,586 12 2	915 8 0	2,33,504 11 8	3,682 6 9
2,793 6 10	7,370 8 8	2,169 1 10	261 13 0	9,804 7 6	1,372 1 9
7,863 1 8	29,536 12 10	5,790 15 9	4,474 8 6	39,802 5 1	1,807 0 6
26 6 1	191 11 2	4 8 8	...	196 3 10	6 6 0
2,538 11 7	3,868 2 5	1,233 4 0	30 0 0	5,136 6 5	42 8 0
2,386 8 6	23,111 8 3	4,385 13 3	1,300 5 6	28,797 11 0	2,473 2 9
4,355 3 3	19,428 12 10	4,569 13 7	1,178 3 0	25,176 13 5	1,709 11 0
2,783 14 1	14,087 7 2	9,782 3 3	2,479 11 6	26,299 5 11	1,322 13 6
7,141 6 7	32,329 6 11	25,051 6 9	988 12 0	58,369 9 8	1,037 3 3
534 10 1	4,388 9 3	1,217 13 9	130 11 6	5,737 2 6	790 9 9
4,019 9 8	19,118 2 3	5,962 12 2	76 0 0	25,156 14 5	378 10 6
5,020 3 9	26,678 8 2	5,155 13 11	2,613 15 6	34,448 5 7	1,763 8 3
12,412 7 8	1,32,842 12 5	41,223 6 4	505 13 6	1,74,572 0 3	112 2 6
24 6 8	101 0 8	39 3 0	...	140 3 8	92 8 6
...	18,467 9 0
1,23,554 5 2	8,29,127 5 9	2,06,748 6 10	26,740 13 0	10,62,616 9 7	51,764 4 6
217 13 2	6,223 7 10	759 6 3	46 13 0	7,029 11 1	...
1,086 8 2	3,465 14 6	2,973 3 8	162 0 6	6,601 2 8	...
921 6 1	2,726 2 5	1,219 9 4	12 8 0	3,958 3 9	1,179 2 9
8 3 4	180 15 9	22 15 9	...	203 15 6	...
0 1 6	4 11 11	0 5 0	...	5 0 11	9 0 0
231 10 4	3,191 0 5	608 10 10	20 4 0	3,819 15 3	4 11 6
1 9 0	3 15 0	6 13 7	...	10 12 7	...
18 0 4	221 1 2	23 0 0	...	244 1 2	43 11 9
0 2 8	0 8 1	0 4 10	...	0 12 11	...
0 5 0	0 8 5	0 4 0	...	0 12 5	2 1 0
2,485 11 7	16,018 5 6	5,614 9 3	241 9 6	21,874 8 3	1,238 11 0
0 15 1	177 7 11	4 9 11	12 14 0	194 15 10	...
2,026 4 1	9,805 10 4	8,876 11 8	54 0 0	18,236 6 0	10 5 0
3,274 0 5	20,311 4 0	5,808 13 9	13 11 6	26,133 13 3	664 7 6
1,31,341 4 4	8,74,940 1 6	2,27,053 3 5	27,063 0 0	11,29,056 4 11	53,677 12 0

STATEMENT NO. III.—*Pro forma* Account.A.—*Capital Account of Plant, etc.*

CENTRAL PRESS.

Department.	Existing plant.					New plant.			Closing value of all plant.
	Opening value.	Less book value of plant, etc., disposed of.	Inter-departmental and branch transfers and returns to stores.	Less depreciation.	Closing value.	Value.	Less depreciation.	Closing value.	
	RS. A.	RS. A.	RS. A.	RS. A.	RS. A.	RS. A.	RS. A.	RS. A.	RS. A.
Hand composition ...	4,04,917 5	6,137 3	-3,016 8	39,540 14	3,56,222 12	32,772 6	1,055 7	31,716 15	3,87,939 11
Linotype ...	2,55,062 14	2,225 2	...	19,515 13	2,33,321 6	3,061 9	101 7	2,960 2	2,36,281 8
Machining ...	1,16,612 1	481 13	...	9,141 13	1,05,386 7	8,839 9	178 15	8,662 10	1,14,051 1
Bindery ...	51,622 7	304 10	- 58 1	4,074 4	47,141 8	483 13	27 7	456 6	47,637 14
Mechanical ...	44,348 13	53 6	...	3,229 3	41,106 4	188 6	4 4	184 2	41,290 6
Type foundry.	70,137 13	1,367 4	...	5,525 0	63,245 9	2,195 1	77 5	2,117 12	65,363 5
Rubber stamps ...	350 4	10 11	...	16 5	323 4	21 12	0 12	21 0	344 4
Office ...	7,606 5	...	+ 5 11	592 0	7,220 0	1,025 14	1 9	1,024 5	8,244 5
Examining ...	1,318 11	103 1	1,215 10	1,215 10
Forms, Store.	1,101 12	...	+ 10 4	62 7	1,049 9	1,049 9
Despatch ...	4,962 15	58 14	- 108 14	590 5	4,234 14	290 8	7 5	283 3	4,518 1
Total ...	9,58,711 4	10,643 8	-92,167 8	82,391 1	8,60,509 3	48,878 14	1,452 7	47,426 7	9,07,935 10

* Includes -- Rs. 417-3-0 in respect of transfers to stores and jail presses.

MOUNT ROAD BRANCH PRESS.

Department.	Existing plant.					New plant.			Closing value of all plant.
	Opening value.	Less book value of plant, etc., disposed of.	Inter-departmental and branch transfers, and returns to stores.	Less depreciation.	Closing value.	Value.	Less depreciation.	Closing value.	
	RS. A.	RS. A.	RS. A.	RS. A.	RS. A.	RS. A.	RS. A.	RS. A.	RS. A.
Hand composition ...	1,95,747 3	1,588 11	- 96 11	20,267 2	1,73,794 11	12,451 4	561 10	11,889 10	1,85,684 5
Hand press ...	3,726 15	149 15	3,577 0	3,577 0
Machining ...	49,208 2	1,455 3	...	3,749 1	44,903 14	6,877 6	180 1	6,697 5	50,701 3
Bindery ...	55,751 15	669 8	- 31 12	4,324 9	50,726 1	22,289 4	591 2	21,708 2	72,434 3
Mechanical ...	14,480 3	55 5	...	1,106 11	13,318 3	561 10	18 12	532 14	13,851 1
Publication ...	2,302 5	134 3	2,168 2	13 8	0 3	13 5	2,181 7
Office ...	1,510 15	209 10	- 15 15	109 11	1,175 11	533 8	0 8	533 0	1,708 11
Examining ...	174 4	4 14	...	13 10	155 12	155 12
Despatch ...	324 5	25 5	299 0	299 0
Total ...	3,23,226 3	3,983 4	- 144 6	20,860 3	2,99,218 6	42,726 8	1,352 4	41,374 4	3,30,592 10

STATEMENT NO. III.—*Pro forma* Account—cont.A.—*Capital Account of Plant, etc.*—cont.

PENITENTIARY BRANCH PRESS.

Department.	Existing plant.					New plant.			Closing value of all plant.
	Opening value.	Less book value of plant, etc., disposed of.	Inter-departmental and branch transfers and returns to stores.	Less depreciation.	Closing value.	Value.	Less depreciation.	Closing value.	
	RS. A.	RS. A.	RS. A.	RS. A.	RS. A.	RS. A.	RS. A.	RS. A.	RS. A.
Hand composition ...	27,220 0	2,245 6	+ 2,650 5	1,789 9	25,835 6	1,623 14	95 6	1,528 8	27,363 14
Hand press ...	3,447 5	...	+ 139 11	139 11	3,447 5	3 8	...	3 8	3,450 13
Machining ...	23,567 5	1,884 7	21,682 14	33 15	0 11	33 4	21,716 2
Bindery ...	12,306 8	280 6	+ 89 13	967 3	11,148 12	100 10	1 8	99 2	11,247 14
Mechanical ...	4,434 14	357 3	4,077 11	30 0	1 9	28 7	4,106 2
Office ...	399 8	15 4	384 4	384 4
Despatch ...	1,171 13	53 10	1,118 3	1,118 8
Total ...	72,547 5	2,525 12	+ 2,879 13	5,206 15	67,894 7	1,791 15	99 2	1,692 13	69,387 4

OOTACAMUND BRANCH PRESS.

Department.	Existing plant.					New plant.			Closing value of all plant.
	Opening value.	Less book value of plant, etc., disposed of.	Inter-departmental and branch transfers and returns to stores.	Less depreciation.	Closing value.	Value.	Less depreciation.	Closing value.	
	RS. A.	RS. A.	RS. A.	RS. A.	RS. A.	RS. A.	RS. A.	RS. A.	RS. A.
Hand composition ...	10,575 7	80 3	+ 14 14	1,001 1	9,509 1	0 14	0 1	0 13	9,509 14
Hand press ...	968 6	42 7	925 15	925 15
Machining ...	2,040 2	3 15	...	163 2	1,873 1	1,873 1
Bindery ...	688 10	3 3	...	46 4	637 3	637 3
Office ...	121 0	2 8	...	8 1	110 7	110 7
Total ...	14,391 9	89 13	+ 14 14	1,200 15	13,065 11	0 14	0 1	0 13	13,066 8

STATEMENT NO. III.—*Pro forma* Account—*cont.**B.—Capital Account—Buildings.*

CENTRAL PRESS.

1. Description of buildings ...	Mint buildings and High Court Branch Press buildings.
	RS.
2. Value on 1st April 1928 ...	2,41,890
3. Cost of additions during the year	Nil.
4. Total value at the end of the year	<u>2,41,890</u>
5. Cost of upkeep of buildings.	<u>1,661</u>

MOUNT ROAD BRANCH PRESS.

1. Description of buildings ...	No. 166, Mount Road, Govern- ment Branch Press.
	RS.
2. Value on 1st April 1928 ...	1,97,185
3. Cost of additions during the year	339
4. Total value at the end of the year	<u>1 97,524</u>
5. Cost of upkeep of buildings.	<u>1,086</u>

PENITENTIARY BRANCH PRESS.

1. Description of buildings ...	Nos. 1-1 & 1-6, Penitentiary Road, Government Branch Press.
	RS.
2. Value on 1st April 1928 ...	33,679
3. Cost of additions during the year	Nil.
4. Total value at the end of the year	<u>33,679</u>
5. Cost of upkeep of buildings.	<u>Nil.</u>

OOTACAMUND BRANCH PRESS.

1. Description of buildings ...	Government Branch Press, Stone- house Hill.
	RS.
2. Value on 1st April 1928 ...	21,611
3. Cost of additions during the year	Nil.
4. Total value at the end of the year	<u>21,611</u>
5. Cost of upkeep of buildings.	<u>188</u>

STATEMENT NO. III.—*Pro forma Account—cont.*C.—*Mechanical.*

CENTRAL PRESS.

TOTAL COST INCLUDING OVER-
HEAD CHARGES.

DISTRIBUTION OF COST.

RS. A. P.			RS. A. P.			RS. A. P.		
Power and light.	18,850	5 7	(a) <i>Power and light—</i>					
			Hand composition	43	8	0	
			Machining	12,205	14	0	
			Bindery	3,009	3	9	
			Mechanical	1,878	5	0	
			Type Foundry	1,692	7	11	
			Rubber stamps	0	7	0	
			Supplies to outside offices	0	7	0	
			Packing and conveyance charges	7	8	0	
			Forms, store	12	8	11	
								18,850 5 7
Other payments...	16,387	1 11	(b) <i>Repairs—</i>					
			Hand composition ...	584	3	0		
			Linotype ...	193	2	8		
			Machining ...	5,058	10	0		
			Bindery ...	2,521	4	3		
			Mechanical ...	270	11	0		
			Type Foundry.	538	13	0		
			Packing and conveyance charges ...	4	14	0		
			Forms, store ...	96	12	0		
								9,268 5 11
			Mount Road Branch Press ...	416	11	0		
			Penitentiary Branch Press ...	631	8	0		
								1,048 3 0
								10,316 8 11
Opening balance of unused stock.	768	0 0	(c) <i>Manufactures—</i>					
			To Press—					
			Stores ...	1,239	11	0		
			Dead stock ...	455	13	0		
			Petty plant ...	2,309	15	0		
			Spare parts ...	198	0	0		
								4,203 7 0
			Balance in stock...					2,635 2 0
								6,838 9 0
Total ...	36,005	7 6	Total ...					36,005 7 6

STATEMENT NO. III.—*Pro forma* Account—*cont.**C.—Mechanical—cont.*

MOUNT ROAD BRANCH PRESS.

TOTAL COST INCLUDING OVER-
HEAD CHARGES.

	RS.	A.	P.
Power and light ...	6,893	4	11

Other payments ...	3,146	12	11
From Central Press			
(repairs) ...	416	11	0

Total ...	<u>10,456</u>	<u>12</u>	<u>10</u>
-----------	---------------	-----------	-----------

DISTRIBUTION OF COST.

	RS.	A.	P.	RS.	A.	P.
(a) <i>Power and light—</i>						
Hand com- position ...	5	11	0			
Hand press ...	0	1	11			
Machining ...	6,332	9	0			
Bindery ...	552	2	0			
Packing and conveyance charges ...	0	4	0			
Forms, store Publication Branch ...	0	14	0			
		1	11	0		
						6,893 4 11
(b) <i>Repairs—</i>						
Hand com- position ...	462	8	0			
Hand press ...	53	2	11			
Machining ..	1,816	2	0			
Bindery ...	1,111	1	0			
Forms, store Publication Branch ...	87	15	0			
	32	11	0			
						3,563 7 11
Total ...	<u>10,456</u>	<u>12</u>	<u>10</u>			

PENITENTIARY BRANCH PRESS.

	RS.	A.	P.
Power ...	3,604	5	2

Other payments ...	1,230	15	6
From Central Press			
(repairs) ...	631	8	0

Total ...	<u>5,466</u>	<u>12</u>	<u>8</u>
-----------	--------------	-----------	----------

	RS.	A.	P.	RS.	A.	P.
(a) <i>Power—</i>						
Machining ...				3,604	5	2
(b) <i>Repairs—</i>						
Hand press ...	189	6	0			
Machining ...	1,317	0	0			
Bindery ...	317	11	0			
						1,824 1 0
(c) <i>Manufactures—</i>						
To press—						
Stores ...	0	14	6			
Petty Plant.	37	8	0			
						38 6 6
Total ...	<u>5,466</u>	<u>12</u>	<u>8</u>			

STATEMENT NO. III.—*Pro forma* Account—*cont.*D.—*Type Foundry.*

CENTRAL PRESS.

DEBIT.			CREDIT.		
	RS.	A. P.		RS.	A. P.
Cost of establishment and overhead charges.	38,739	11 5	Manufactures—		
Cost of old type, lead, quotations, etc., used.	12,369	0 7	To Central Press		
			Type Store—		
			Types, 28,406 lb. ...	31,221	8 9
			Mono leads and rules, 25,888½ lb. ...	7,409	4 8
			Electros, 1,528½ lb. ...	4,884	4 6
			Stereos, 15,968½ lb. ...	6,599	14 1
			Engraving blocks. ...	497	4 0
			Punches and matrices ...	178	8 0
			Royal Arms ...	318	0 0
Total ...	51,108	12 0	Total ...	51,108	12 0
Average cost of types ...			Re. 1-1-7 per lb.		
Do. mono leads and rules ...			Re. 0-4-7 do.		
Do. electros ...			Rs. 3-3-2 do.		
Do. stereos ...			Re. 0-6-7 do.		

E.—*Paper.*

DEBIT.				CREDIT.				
	RS.	A. P.	RS.	A. P.	RS.	A. P.	RS.	A. P.
Opening balance—								
Central Press ...	42,238	7 9			Issues during the year for printing—			
Mount Road Branch Press.	26,200	14 6			On Press account ...	1,45,506	7 6	
Penitentiary Branch Press.	50,470	3 6			On other offices' account ...	4,52,795	15 10	
Ootacamund Branch Press ...	873	0 10			Returns and outside printing ...	203	8 10	
			1,19,702	3 7	Proof paper ...	6,845	12 9	
Stock received during the year—								6,05,351 12 11
From Stationery and other offices—					Stock on hand—			
Central Press ...	3,04,263	1 8			Central Press ...	62,408	15 0	
Mount Road Branch Press ...	1,30,941	9 6			Mount Road Branch Press.	43,887	11 10	
Penitentiary Branch Press ...	1,35,011	8 4			Penitentiary Branch Press ...	37,540	5 10	
Ootacamund Branch Press ...	30	10 6			Ootacamund Branch Press ...	931	8 0	
			6,30,246	14 0				1,44,769 8 8
Purchases from contingencies—								
Central Press ...				₹ 4 0				
Total ...	7,50,121	5 7			Total ...	7,50,121	5 7	

STATEMENT No. III.-

F.-

	DEBIT.							Total.
	Consumable stores, binding materials and service postage.	Contingent stores.	Petty plant.	Spare parts.	Dead stock.	Paper.		
	RS. A. P.	RS. A. P.	RS. A. P.	RS. A. P.	RS. A. P.	RS. A. P.	RS. A. P.	RS. A. P.
Opening balance—								
Central Press	22,266 1 10	15 15 11	861 8 9	1,375 8 8	3,233 6 0	32,757 9 2
Mount Road Branch Press	6,944 8 10	4 15 7	29 10 4	139 8 9	16,255 4 2	23,273 15 8
Penitentiary Branch Press	1,905 9 10	1 0 3	12 4 0	1,918 14 1
Ootacamund Branch Press	912 6 7	6 6 11	15 3 11	27 15 0	1 12 0	963 12 2
Payments from contingencies for purchases and customs duty—								
Central Press	74,072 5 6	359 1 8	648 6 8	1,347 0 0	1,882 5 0	82 4 0	...	78,389 6 8
Customs duty	769 15 0	...	73 8 0	0 10 0	11 12 0	855 13 0
Mount Road Branch Press	15,152 15 7	139 0 2	30 2 0	573 0 0	567 11 0	16,462 12 0
Customs duty	35 14 0	35 14 0
Penitentiary Branch Press	8,518 3 11	16 12 0	29 6 0	7 8 0	9,571 13 11
Ootacamund Branch Press	49 1 0	1 13 3	50 14 3
Received from England—								
Central Press	5,637 7 8	...	548 14 4	4,187 15 4	4,092 7 0	14,464 12 4
Mount Road Branch Press	5,892 8 0	5,892 8 0
From Mechanical Branch—								
Central Press	1,239 11 0	...	2,309 15 0	198 0 0	455 13 0	4,203 7 0
Penitentiary Branch Press	0 14 6	...	37 8 0	38 6 6
Received from Stationery and other offices—								
Central Press	40,483 5 5	40,483 5 5
Mount Road Branch Press	1,177 2 6	1,177 2 6
Penitentiary Branch Press	425 2 4	425 2 4
From Type Stores—								
Central Press	12,309 0 7	27,231 10 0	39,608 10 7
Mount Road Branch Press	12,380 12 0	12,380 12 0
Penitentiary Branch Press	1,618 13 0	1,618 13 0
Sundry Receipts—								
Central Press	128 14 0	128 14 0
Mount Road Branch Press	30 0 0	30 0 0
Replacements from Depreciation Fund—								
Central Press—								
Payments from contingencies, Rs. 1,654-15-10.
Type Store, Rs. 4,398 0 0.
Rs. 6,050 15-10.
Mount Road Branch Press—								
Payments from contingencies, Rs. 16,000 14-0.	22,111 13 10	22,111 13 10
Total ...	1,92,859 14 1	546 1 9	4,592 6 10	7,887 1 9	1,00,902 13 0	82 4 0	3,06,830 9 5	

N.B.—The variation between Statement No. I and *pro forma* accounts A and F represents the amounts chargeable to working expenses, issues to other presses or variation in rounding.

Pro forma Account—cont.

Stores.

	CREDIT.							
	Consumable stores, binding materials and service postage.	Contingent stores.	Petty plant.	Spare parts.	Total.	Dead stock.	Paper.	Total.
	RS. A. P.	RS. A. P.	RS. A. P.	RS. A. P.	RS. A. P.	RS. A. P.	RS. A. P.	RS. A. P.
Issues to—								
Central Press ...	55,662 3 10	347 13 10	1,942 12 11	4,007 8 3	61,960 6 10	49,048 11 0	82 4 0	1,11,061 5 10
Mount Road Branch Press...	18,130 1 5	134 14 8	1,475 11 5	1,191 9 10	20,932 5 4	42,736 11 0	...	63,669 0 4
Penitentiary Branch Press...	13,244 5 7	16 7 11	218 13 2	756 13 11	14,236 8 7	1,791 15 0	...	16,028 7 7
Ootacamund Branch Press...	319 12 1	3 6 9	1 4 6	4 15 10	329 7 2	0 14 0	...	330 5 2
Binding materials—								
Central Press ...	35,685 6 11	0 9 11	35,636 0 10	35,666 0 10
Mount Road Branch Press...	27,063 12 4	27,063 12 4	27,063 12 4
Penitentiary Branch Press...	14,575 3 7	14,575 3 7	14,575 3 7
Ootacamund Branch Press...	262 7 2	262 7 2	262 7 2
Adjustments due to reclassification of stores ...	- 20 6 11	...	+ 20 6 11	- 16 8 0	- 16 8 0	+ 16 8 0
Closing balance carried forward—								
Central Press...	20,000 11 3	24 10 0	880 9 2	1,752 7 9	22,658 6 2	7,165 15 0	...	29,824 5 2
Mount Road Branch Press.	5,360 4 3	11 10 10	26 7 8	136 9 1	5,834 15 10	141 5 0	...	5,976 4 10
Penitentiary Branch Press.	1,478 7 4	1 4 4	12 5 8	...	1,492 1 4	1,492 1 4
Ootacamund Branch Press.	797 9 3	4 13 5	13 15 5	22 15 2	839 5 3	0 14 0	...	840 3 3
Total ...	1,92,850 14 1	545 1 9	4,592 6 10	7,857 1 9	2,05,854 8 5	1,00,902 13 0	82 4 0	3,06,836 9 5

STATEMENT NO. III.—*Pro forma* Account—cont.G.—*Publications—Mount Road Branch Press.*

DEBIT.			CREDIT.				
	RS.	A.	P.		RS.	A.	P.
Value of stock on hand on 1st April 1928	1,63,903	15	11	Cash realized on sale of publications during the year including treasury adjustments	25,617	6	9
Outstandings on 1st April 1928	338	0	6	Value of publications issued free	5,319	7	1
Additions to stock during the year 1928-29	24,266	9	5	Value of repealed Acts and other publications destroyed or written off during the year	1,995	8	0
Establishment and other overhead charges	22,710	2	3	Commission on account of sale of Central and University publications	709	0	0
				* Value of stock on hand on 31st March 1929	1,63,532	14	3
				Outstandings on 31st March 1929	343	3	0
				Excess of expenditure over receipts transferred to Government of Madras account	18,701	5	0
Total ...	2,11,218	12	1	Total ...	2,11,218	12	1

* Excluding stock of Indian Law Reports valued at Rs. 34,481-1-1, stock of Gazettes since 1909 at the sale value of Rs. 27,472-10-3, and of unbound printed publications.

H.—*Depreciation Fund.*

DEBIT.			CREDIT.				
	RS.	A.	P.		RS.	A.	P.
To Type Foundry for manufacture during the year	4,396	0	0	Opening balance	2,48,357	13	8
To replacement of dead stock from contingencies.	17,715	13	10	Credit on account of depreciation written off in 1928-29	1,21,643	0	0
Closing balance	3,65,131	4	10	Book value of plant, etc., disposed of during 1928-29	17,242	5	0
Total ...	3,87,243	2	8	Total ...	3,87,243	2	8

N.B.—The variation between the closing balance in the *Pro forma* account for 1927-28 and the opening balance for the current year is due to the deletion of the adjustments relating to the year 1925-26.

BALANCE SHEET

STATEMENT NO. IV.—*Balance*

CAPITAL AND LIABILITIES.			
	RS.	A.	P.
CAPITAL—			
GOVERNMENT OF MADRAS—			
Balance on 1st April 1928	—	20,59,177	2 5
Add Amount drawn from the Accountant General	10,14,168	0	9
Add Book adjustments for Interest on capital expenditure, Interest on buildings, Upkeep of buildings, Additions to buildings, Pensions, Leave salary out of India, Audit charges, Stock value of publications, Paper supplies, Expenditure in England for stores, Excess amount of depreciation due to the deletion of the adjustments for 1925-26 written back, etc.	11,02,310	12	8
		21,16,478	13 5
		41,75,655	15 10
Less Book value of plant disposed of, Paper and binding materials issued for printing, Stock and sale value of publications, etc. ...	8,10,148	7	1
Provision for Depreciation Fund for 1928-29 ...	1,21,648	0	0
		9,31,791	7 1
		32,43,864	8 9
Less Other expenditure not distributed under I transferred from Revenue and Expenditure account	—	1,43,423	11 5
		31,00,440	13 4
Total work charges as per Statement No. II ...	8,74,940	1	6
Excess of expenditure over receipts for 1928-29 transferred from Publications account	13,701	5	0
		8,88,041	6 6
			22,11,799 6 10
Carried over ...	—	—	22,11,799 6 10

Sheet as at 31st March 1930.

PROPERTY AND ASSETS.			
	RS.	A. P.	RS. A. P.
FIXED CAPITAL EXPENDITURE--			
BUILDINGS--			
As per Statement No. III-B--			
Value on 1st April 1928--			
Central Press	2,41,880	0 0	
Mount Road Branch Press	1,97,185	0 0	
Penitentiary Branch Press	33,679	0 0	
Ootacamund Branch Press	21,611	0 0	
			4,94,365 0 0
Add Additions during the year--			
Mount Road Branch Press			339 0 0
			4,94,704 0 0
PLANT, ETC.--			
As per Statement No. III-A--			
Value on 1st April 1928 as per last Balance Sheet--			
Central Press	9,56,711	4 0	
Mount Road Branch Press	3,23,228	3 0	
Penitentiary Branch Press	72,547	5 0	
Ootacamund Branch Press	14,391	9 0	
			13,66,876 5 0
Add Additions during the year--			
Central Press	48,878	14 0	
Mount Road Branch Press	42,726	8 0	
Penitentiary Branch Press	1,791	15 0	
Ootacamund Branch Press	0	14 0	
			93,398 3 0
			14,60,274 8 0
Less Issues to District Jail Presses and Stores--			
Central Press			417 3 0
			14,59,857 5 0
Less Book value of plant, etc., disposed of during the year--			
Central Press	10,643	8 0	
Mount Road Branch Press	3,983	4 0	
Penitentiary Branch Press	2,525	12 0	
Ootacamund Branch Press	89	13 0	
	17,242	5 0	
Less Depreciation for the year--			
Central Press	33,643	8 0	
Mount Road Branch Press	31,232	7 0	
Penitentiary Branch Press	5,306	1 0	
Ootacamund Branch Press	1,261	0 0	
	1,21,643	0 0	
			1,38,665 5 0
			13,20,972 0 0
			18,16,676 0 0
STORES AND RAW MATERIALS, AT VALUATION--			
Central Press	29,824	5 2	
Mount Road Branch Press	5,976	4 10	
Penitentiary Branch Press	1,492	1 4	
Ootacamund Branch Press	840	3 3	
			38,132 14 7
Unused stores at Central Press, Mechanical department			
			2,635 2 0
Types, etc., at Central Press			
			97,249 8 0
			1,38,017 8 7
Carried over			
			19,53,693 8 7

STATEMENT NO. IV.—Balance

CAPITAL AND LIABILITIES—cont.				
		RS.	A.	P.
DEPRECIATION FUND—	Brought forward	22,11,799 6 10
As per statement No. III-H	3,65,131 4 10
LIABILITIES—				
For establishment charges	47,971 14	0
„ other charges	2,967 13	8
				50,939 11 8
Total ...				26,27,870 7 4

sheet as at 31st March 1929—cont.

PROPERTY AND ASSETS—cont.			
	RS.	A.	P.
Brought forward	19,53,893 8 7
FIXED CAPITAL EXPENDITURE—cont.			
STOCK ON HAND—			
Paper at valuation—			
Central Press	62,408	15	0
Mount Road Branch Press	43,887	11	10
Penitentiary Branch Press	37,540	5	10
Ootacamund Branch Press	931	8	0
			1,44,766 8 8
Publications at cost—			
Mount Road Branch Press			1,63,532 14 3
			3,08,302 6 11
BOOK DEBTS—			
For publication sales			345 3 0
INVESTMENTS—			
Depreciation Fund deposit account with the Government of Madras			3,65,331 4 10
CASH AND OTHER BALANCES—			
Permanent advance			400 0 0
			Total ... 26,27,870 7 4

STATEMENT NO. V.—Revenue and Expenditure

Expenditure.	Central Press.		Mount Road Branch Press.		Penitentiary Branch Press.	
	RS.	A. P.	RS.	A. P.	RS.	A. P.
To Operatives	2,16,524	8 0	91,593	4 0	18,343	14 0
Overtime to operatives	2,920	6 6	894	0 0
Leave payments to workmen	3,717	6 0	1,204	10 0	19	6 0
Departmental supervision (including overtime)	24,650	12 6	6,344	4 0	4,074	5 0
Auxiliaries and departmental menials (including overtime)	18,933	5 0	3,245	5 0
Readers and copyholders (including overtime)	54,311	1 0	15,695	6 0	644	11 0
Officers	24,680	4 11	7,311	0 4	411	3 6
Establishment	37,822	15 11	30,401	8 7	10,283	4 4
Allowances—Travelling	872	12 5	440	8 1	38	13 6
Other compensatory	197	3 1	104	13 9	597	0 0
Honoraria	300	0 0	82	8 0	9	11 0
Contingencies	78,780	10 5	16,690	1 0	2,484	8 1
Supplies and Services	1,233	0 0	74	0 0
Mechanical	28,118	11 6	10,466	12 10	5,428	6 2
Stores and Stationery	62,130	3 10	20,942	8 4	14,236	8 7
Depreciation (Plant, type, etc.)	83,843	8 0	31,232	7 0	5,306	1 0
Interest on Capital Expenditure (Plant, stock, etc.)	52,842	15 0	18,255	2 0	3,983	4 0
Upkeep of buildings	1,061	0 0	1,088	0 0
Interest on buildings	13,705	12 2	11,058	13 5	1,877	1 9
Pensions	42,069	3 8	16,453	15 4	2,076	3 8
Leave salary out of India	8,558	9 7	2,999	6 4	313	1 8
Proof paper, office forms and printing	6,007	1 11	2,922	9 9	289	0 0
Audit charges	6,408	0 0	2,150	0 0	1,276	0 0
Total Expenditure ...	7,86,087	2 5	2,91,534	15 9	71,866	7 3
Less: Other Expenditure not distributed under I transferred to Government of Madras account—						
Rubber stamps	5,180	2 9
Supplies to outside offices	907	12 8	419	6 0
Packing and conveyance charges (including freight on printed matters sent out).	20,933	5 5	7,564	9 10	618	7 7
Forms, store and despatch	64,551	10 5	8,782	6 6	14,945	10 10
Out-work	11,987	7 9	7,512	8 0
Type Foundry to Foundry account	51,108	12 0
Publication to Publication Branch account	22,710	2 3
Service Department distributed under I and III—						
Mechanical	37,386	7 6	10,040	1 10	4,835	4 8
Total ...	1,82,065	10 6	57,008	2 5	20,394	7 1
Total Work charges ...	5,76,021	7 11	2,34,525	13 4	51,472	0 2

No. 793, FINANCE, 6TH NOVEMBER 1928 37.

Account for the year ending 31st March 1929.

Ootacamund Branch Press.		Total.	Revenue.		
RS.	A. P.	RS.	A. P.	RS.	A. P.
3,736	2 0	3,30,197	7 0	By total work charges as per Statement No. II--	
23	5 0	3,837	11 6	Central Press	5,76,021 7 11
52	0 0	4,985	6 0	Mount Road Branch Press	2,34,525 13 4
317	0 0	35,586	5 6	Penitentiary do.	51,472 0 2
148	10 0	22,327	4 0	Ootacamund do.	12,920 12 1
886	9 0	71,537	11 0		
119	6 3	32,521	15 0		
483	4 2	78,391	1 0		
77	8 8	1,429	10 8		
1,612	4 2	2,711	6 0		
2	13 0	395	0 0		
396	15 4	96,322	2 10		
55	8 0	1,362	8 0		
---		44,003	14 6		
329	7 2	97,638	11 11		
1,261	0 0	1,31,643	0 0		
797	15 0	75,979	4 0		
188	0 0	2,935	0 0		
1,196	4 8	37,838	0 0		
828	9 10	61,428	0 6		
90	14 5	11,260	0 0		
70	7 1	8,289	2 9		
82	0 0	9,916	0 0		
12,955	15 9	11,44,444	9 2		
---		5,190	2 9		
---		1,327	2 8		
35	3 8	29,146	10 6		
---		88,259	11 9		
---		19,489	15 9		
---		1,43,423	11 5		
---		51,108	12 0		
---		22,710	2 3		
---		53,261	14 0		
35	3 8	2,09,504	7 8		
12,920	12 1	8,74,940	1 6	Total ...	8,74,940 1 6

38. NO. 793, FINANCE, 6TH NOVEMBER 1929

STATEMENT NO. VI.—Bills passed for Government work done at private presses during 1928-29.

Name of office.	Name of private press.	Number and amount of bills passed.			
		1927-28.		1928-29.	
		No.	RS. A. P.	No.	RS. A. P.
5. LAND REVENUE.					
Collector of Madura ...	Spectator Press, Calicut and Norman Printing Bureau, Calicut.	1	28 12 0	1	48 4 0
Do. Nellore ...	Edward Press, Nellore.	1	85 3 6
Do. Salem ...	Sowrashtra Press, Salem and Shanmugam Printing House.	3	21 12 0
Do. Tanjore ...	Bharati Press, Mannargudi and Poornachandrodya Press, Tanjore.	3	13 12 6
Do. Vizagapatam.	Sri Sarada Mukanda Press, Vizagapatam.	1	40 15 0
		8	149 8 0	2	89 8 0
24. ADMINISTRATION OF JUSTICE.					
Assistant Registrar, Appellate Side, High Court of Judicature, Madras.	C. Varadarajulu Nayudu & Co., Madras.	4	612 4 0
26. POLICE.					
Deputy Superintendent of Police, Coimbatore.	Electric Printing Works, Coimbatore.	2	51 12 0
Deputy Superintendent of Police, Madura.	Marudamuttu Pillai & Co.	1	14 0 0
Deputy Superintendent of Police, Trichinopoly.	Messrs. Higginbotham & Co. and Addison Press, Madras.	2	36 0 0
Superintendent of Police, Madras.	Robert Press, Poonamallee.	1	2 8 0
Superintendent, Kallar Reclamation, Madura.	M. Gopalakistna Kone, Madura.	1	3 8 0
		4	68 4 0	3	39 8 0
31. EDUCATION.					
Director of Public Instruction, Madras.	Jananukula Press and others.	4	16 6 0
Principal, Ceded Districts College, Anantapur.	R. M. Sattar Khan, Binder.	1	26 4 0
	Carried over ...	5	42 10 0

No. 798, FINANCE, 6TH NOVEMBER 1929 89

STATEMENT NO. VI.—Bills passed for Government work done at private presses during 1928-29—cont.

Name of office.	Name of private press.	Number and amount of bills passed.			
		1927-28.		1928-29.	
		No.	RS. A. P.	No.	RS. A. P.
31. EDUCATION—cont.	Brought forward.	5	42 10 0
Principal, Government Institute of Commerce, Madras.	M. V. Duraiswami Nayudu & Sons.	2	204 14 0
Principal, Law College, Madras.	Messrs. P. Shanmugam & Co., Madras, and others.	4	466 10 0	3	293 4 0
Principal, Presidency College, Madras.	Do.	6	980 12 0	3	732 2 0
Secretary, Students' Advisory Committee, Madras.	Messrs. Hoe & Co., Madras.	4	7 5 11
Secretary, University Students' Information Bureau, Madras.	Messrs. Shanmugam & Co. and Hoe & Co., Madras.	2	6 0 9	2	16 2 0
		21	1,503 6 8	10	1,246 6 0
32. MEDICAL.					
Principal, Medical College, Madras.	G. M. Kuppuswami Devar, Binder.	2	8 8 0
Principal, Medical College, Vizagapatam.	S. S. M. Press, Vizagapatam.	1	210 8 0
Surgeon-General, Madras.	Messrs. Hoe & Co., Madras.	1	14 0 0
		1	210 8 0	3	22 8 0
33. PUBLIC HEALTH.					
Director of Public Health, Madras.	Current Thought Press.	1	579 14 0	3	1,580 0 0
Sanitary Engineer to Government, Madras.	A. Srinivasan and Rajagopal Pillai, Binders.	3	22 0 0
		1	579 14 0	6	1,602 0 0
34. AGRICULTURE.					
Director of Agriculture, Madras.	Messrs. Hoe & Co., Madras, and Vidya Vilasam Press, Tellicherry.	9	570 0 0	3	114 0 0
Director of Agriculture, Cinchona, Ootacamund.	Messrs. M. K. Loorthaswami & Sons, and Commercial Press, Ootacamund.	2	57 1 0
Registrar of Co-operative Societies, Madras.	T. Sankaralingam, Binder.	1	8 8 0
		9	570 0 0	6	179 9 0

STATEMENT NO. VI.—Bills passed for Government work done at private presses during 1928-29—cont.

Name of office.	Name of private press.	Number and amount of bills passed.			
		1927-28.		1928-29.	
		No.	RS. A. P.	No.	RS. A. P.
41 & 42. CIVIL WORKS.					
Chief Engineer for Public Works Department, Madras.	Nadar Press and Sethupathi Press.	2	7 8 0
Executive Engineer, Trichinopoly Division.	Sri Vani Vilas Syndicate, Ltd.	1	8 0 0
Superintending Engineer, Coimbatore Circle.	Norman Printing Bureau, Calicut.	1	12 6 0
		3	15 8 0	1	12 6 0
	Grand total ...	47	3,097 0 8	35	3,803 12 0

NO. 793, FINANCE, 6TH NOVEMBER 1929 41

II

From the Superintendent, Government Press, Madras, dated 1st
October 1929, No. 58-Pdl.

Order—No. 793, Finance, dated 6th November 1929.

Recorded.

(By order of the Governor in Council)

E. C. WOOD,
Deputy Secretary to Government.

Press.

Government of Madras.

DEVELOPMENT DEPARTMENT

G.O. No. 2034, dated 19th November 1929.

Agriculture—Administration Report—1928-29—Recorded with remarks.

READ—the following paper :—

Letter from R. D. ANSTEAD, Esq., M.A., C.I.E., Director of Agriculture, Madras, to the Secretary to Government, Development Department, dated Madras, the 15th August 1929, R.O.C. No. D. 68-Pdl.

Order—No. 2034, Development, dated 19th November 1929.

Recorded.

2. The Government have read with interest the account of the various activities of the Agricultural department presented by Mr. Anstead in the annual administration report for 1928-29. The event of importance in the year under review is the publication of the report of the Royal Commission on Agriculture. The Government have proceeded to take action on these recommendations by the appointment of an Agricultural Advisory Committee to examine how far effect can be given with advantage in this Presidency to the recommendations of the Royal Commission and also by sanctioning the comprehensive scheme of reorganization of the department submitted by Mr. Anstead to enable it to expand on a systematic

plan of progressive development. The Government have generally accepted the reorganization scheme in principle and have sanctioned an expenditure of Rs. 72,400 during 1929-30 for making a very substantial beginning and it is hoped that this would strengthen the resources of the department in tackling the important problems of research and propaganda.

3. As usual the demand for collegiate education continued to be on the increase though this cannot be said of middle school education. The middle school at Taliparamba alone functioned during the year under review and the Government hope that the other schools referred to in the last year's review, will be opened and commence work soon.

Economic research to improve the quality and outturn of paddy continued on the same lines as in previous years at the four paddy breeding stations and the possibilities of hybridization and selection were further examined. The Government are glad to note that the study of sowing at different seasons has been completed and that good progress has been made with the investigations of the possibility of obtaining the maximum food value in respect of the new selections.

Work on sugarcane, cotton and other dry crops continued on the normal lines and steady progress is recorded in the increasing area under the improved strains evolved by the department. There is an ever-increasing demand from the ryots for seeds evolved by the department and this is a good indication of the fact that the ryot is appreciating the usefulness of the department. The creation of the post of "Oil-seed Specialist" will permit of due attention being given by the department to this important industrial crop. The new millet station which is proposed to be opened next year at Adomi is expected to give an impetus to work on dry crops.

The Mycological and Entomological sections continued investigation of the fungoid and parasitic causes of plant-diseases. It is satisfactory to note that three disease-resistant varieties of paddy have been found and that the fungus responsible for the bud rot and seedling blight of cotton has been located to be in

the seed coat. The most important feature of entomological work during the year was, however, the discovery of the notorious fluted scale "Icerya Purchasi" on the Nilgiris and in order to successfully combat it, its natural parasite, the Vedralia beetle, was imported and released.

Steady progress is recorded at the four cattle stations. The number of Government bulls placed at stud outside Madras has risen appreciably and premia are being given for the maintenance of 36 stud bulls by the ryots.

The department took advantage of the various fairs and exhibitions held during the year for purposes of demonstration. The propaganda work of the department received facilities during the year with the advent of the motor exhibition units which are able to reach the ryots of out-of-the-way villages. The Government wish to stress the importance of this branch of activity of the department inasmuch as the results achieved by the other branches can be passed on to the ryots only through propaganda and demonstration.

The Agricultural and Co-operative departments worked in harmony and the loan and sale societies worked successfully in the matter of supplying pure seeds of improved strains produced under departmental supervision.

Special attention has been paid to the green manure problem and synthetic farmyard manure, and the recent sanction of the "subsidized manurial scheme," it is hoped, will place the department in a position to give definite advice in regard to the economic use of fertilizers.

The Research Engineer has designed a drill which is likely to become a standard implement.

The programme of work drawn up for 1929-30, which is largely a continuation of work already commenced, is approved.

The aim of research stations being mainly the evolution of disease-resistant strains, progress is necessarily slow and great deal has yet to be done in the effective tackling of the blast disease of paddy, mosaic disease of sugarcane, boll rot and seedling blight of cotton and the wilt disease of betel vine and

4 No. 2034, DEVELOPMENT, 19TH NOVEMBER 1929

groundnut. Government hope that the introduction of the present comprehensive scheme of reorganization and development of the department will greatly help it in its endeavour to be useful to the ryots and the agricultural interests in this Presidency.

(By order of the Government, Ministry of
Development)

S. V. RAMAMURTI,
Secretary to Government.

Press.

Government of Madras

DEVELOPMENT DEPARTMENT

G.O. No. 2101, 26th November 1929

Fisheries—Administration Report for 1928-29—Recorded
with remarks.

READ—the following :—

Letter from Dr. B. SUNDARA RAJ, M.A., Ph.D., Director of Fisheries, Madras, to the Secretary to Government, Development Department, dated 23rd October 1929, Ref. No. 1697-G.

Order—No. 2101, Development, dated 26th November 1929.

Recorded.

2. The Committee appointed by the Government in June 1928 to examine the work of the department and report on the future policy to be followed for its working and improvement submitted their report in July 1929 after the close of the year under review and it has been published for the information of the public. The recommendations of the Committee are under the consideration of the Government.

3. The Cannery at Chaliyam suspended manufacture on 1st April 1925 and Sir Frederick Nicholson who offered to help in its revival could not take up the work owing to ill-health. Almost the entire stock has been disposed of and the cannery was kept on with a skeleton staff pending the report of the Fisheries Committee. The Government have since considered the possibility of successfully working the cannery and have come to the conclusion that it should be closed and its assets disposed of. Orders have recently issued to this effect.

4. The operations at the Tanur Experimental Station were hindered by the absence of fish shoals which usually visit the west coast from September onwards and the station worked at a loss of

Rs. 2,447 during the year. Owners of private oil and guano factories were equally hard hit by the failure of the sardine fishery and only 193 factories out of 282 licensed worked during the year. The value of output from these factories dropped by nearly a third as compared with that of the last season which was itself a poor fishing season.

5. The fifteen years' lease of the Rāmnād chank fishery expired on 30th June 1928 and it was not renewed. The department concentrated its attention on the working of the Tuticorin chank fishery and obtained unprecedented results. The chanks fished reached the record figure of 431,127 and fetched a handsome revenue of Rs. 1,68,920. The chank fishery off the Tanjore coast is not worked departmentally but has been leased out since 1825 to contractors who make their own arrangements for fishing the chanks. On the recommendation of the Director, the Government sanctioned during the year an investigation of the chank fishery beds off the Tanjore coast with a view to ascertaining the position and extent of the chank beds and the economic possibilities of the chank and pearl fisheries off that coast. For the conduct of this investigation, an Inspector of Fisheries has been sanctioned for a period of two years.

6. The Inland section which is concerned with the improvement of fish in fresh water tanks and rivers earned a profit of Rs. 7,880 against the loss sustained by it of Rs. 12,948 during the previous year mainly owing to better seasonal conditions in certain districts of the Presidency. During the year all the four ponds at Praema fish farm were stocked with gourami from the ponds at Sunkesula fish farm. The deep-water fishing experiments at the Mopad farm were continued during the year with satisfactory results.

7. The operations at the fish-curing yards in Nellore, Chingleput, Tanjore, Tinnevely and Rāmnād were satisfactory during the year while those of the yards in the Northern Circars though better than last year resulted in a loss of Rs. 14,466. This loss is attributed partly to the adverse effect of the floods in October and November 1928. As regards the west coast, the operations in the yards in the Malabar District especially those in the northern section of it were poor owing to the failure of the fishing season while the fish catches in South Kanara District unlike those of last year were uniformly distributed throughout the season with the result that curing operations progressed there satisfactorily. During the year the working of the yards in the Presidency

cost Government Rs. 4,31,937 while the revenue amounted to Rs. 3,99,558.

8. The contract with Capt. Cribb, Assistant Director of Fisheries (Marine) having expired on 12th March 1929 the Government have renewed his contract for a further period of 3 years for continuing research and deep-sea fishing experiments with the trawler "Lady Goschen." During the year, the trawler was engaged in conducting fishing experiments for 19 weeks and she operated from six bases—Mangalore, Calicut, Cochin, Cape Comorin, Manapad and Tuticorin. The results of the experiments conducted are embodied in the Director's report. With a view to equip the vessel properly for conducting deep-sea fishing experiments and research certain alterations and additions at a cost of Rs. 44,123 are now being carried out to the vessel at Bombay.

9. There was a slight fall in the number of visitors to the Marine Aquarium at Madras with a corresponding decrease in receipts. The net profit during the year amounted to Rs. 1,273.

Sardine and mackerel investigations were continued at the West Hill Research Station, Calicut, and the work of collection and identification of the common food fishes in the Circars was carried on at Vizagapatam. At the laboratory attached to the Marine Aquarium at Madras, research was continued on the early stages of the edible oyster. While at the Krusadai Research Station research on pearl oysters and preliminary collection and identification of food fishes of the Pamban area were started during the year.

10. In the absence of sufficient stock of saleable oysters at Ennur and Pulicat there were no sales of oysters during the year. The Government await the result of the investigations which the Director proposes to undertake for concerting measures for the culture and proper exploitation of the oyster beds in future. The section for the supply of zoological specimens sustained a loss of Rs. 1,930 during the year.

11. On the socio-economic side the Government note with satisfaction the continued interest shown by the fishermen community for the spread of education on the west coast, but regret to observe that the fishermen have not yet begun to realize the benefits of the co-operative movement. There are some signs of awakening of interest in Malabar, but in South Kanara the progress of fishermen societies continues to be very unsatisfactory. The suggestion made by the Fisheries Committee that a special staff should be

4 NO. 2101, DEVELOPMENT, 26TH NOVEMBER 1929

deputed to work under the Fisheries Department for organization and supervision of fishermen societies is under the consideration of Government.

(By order of the Government, Ministry of Development)

S. V. RAMAMURTI,
Secretary to Government.

Press.

FISHERIES DEPARTMENT.

Subject.

Fisheries—Administration Report—1928-29.

Ref. No. 1697-G/29.

STATION, MADRAS.

Dated the 23rd October 1929.

From

DR. B. SUNDARA RAJ, M.A., Ph.D.,
DIRECTOR OF FISHERIES,
MADRAS,

To

THE SECRETARY TO GOVERNMENT,
DEVELOPMENT DEPARTMENT.

SIR,

I have the honour to submit the annual report of the Fisheries Department for the year ending 30th June 1929. The most important event of the year is the production of a comprehensive report on all aspects of the work of the Department by the Committee on Fisheries which has been published since the close of the year.

The present report is on the same lines as last year's and describes the activities of the Department in the order of their importance. Due largely to the recommendations of the Retrenchment Committee in 1923 and to attempts at many quarters to assess the value of the Department's work by revenue earned, undue importance has, of late, come to be attached to financial statements in the annual reports. In chronicling the work of the year in recent years, those sections that brought in substantial revenues generally took precedence of others, without due regard to their intrinsic importance to a scientific department, the value

of whose work should not be assessed by revenue. The investigations of the Committee as well as their recommendations have, to a large extent, corrected this tendency and from last year the annual report aims at presenting the various activities in their true perspective. Investigation and research relating to food-fish being the primary object of a scientific department of Fisheries, it has been given the first place and all other works receive notice in the order of their importance and magnitude.

PART I.

ACTIVITIES OF THE DEPARTMENT.

I. MARINE FOOD FISHES.

A.—Sea Fishery Research.

Research on Marine Fisheries was conducted as in the previous year at sea by the trawler "Lady Goschen" and on land at the three shore-stations at West Hill (Calicut), Krusadai Island and Vizagapatam. The trawler had no laboratory on board and only defective equipment for the work. The West Hill laboratory is quite a small one. The Krusadai station is only partly equipped and Vizagapatam has no laboratory yet. The staff engaged are local graduates of no higher status than Inspectors in the subordinate service of the Department. The work done was, therefore, largely on the same lines as those of last year.

I. TRAWLER.—The survey of fishing banks commenced in September 1927, was continued by the trawler on her return from Bombay, from November 1928 to May 1929 with a break from 7th January to 15th February 1929 when she was engaged in the inspection of the Laccadives.

During the nineteen weeks of the survey, she operated from six bases:—Mangalore, Calicut, Cochin, Cape Comorin, Manapad and Tuticorin.

The experimental trawling was generally carried out in the off-shore belt extending from the 7th to the 40th mile from the shore, except on two occasions when trawling was done beyond these limits. In November 1928, a cruise was made to Bassas de Pedro Bank, 130 miles west of Mangalore and in March 1929, to the edge of the Wadge Bank, 70 miles south-west of Cape Comorin.

The extensive cruises from Mangalore to Cape Comorin have enabled Captain Cribb to obtain a general idea of the west coast, a detailed survey of which the trawler will undertake from next year onwards. A few of the interesting observations culled from the trawler's log are as follows:—

(1) In November and December 1928, the region extending from 15 fathoms to 55 fathoms opposite Calicut was found to abound in the young of many varieties of food fish, constituting a vast nursery at this time of the year. Similar fish abound along the coast as far north as Moolky in South Kanara where they were found from 10 to 40 fathoms. There were no sardines or mackerel among them, though as much as a ton of these small fishes was caught in $3\frac{1}{2}$ hours of trawling.

(2) A surprising fact which seems to emerge from the survey opposite Calicut in November 1928 and April 1929 is that the sea-bottom to the S. W. West and W. N. West of Calicut between 21 to 29 fathoms, is subject to great changes, apparently due to the drift of mud and sand. On the 30th November 1928, Captain Cribb met with rocks at depths varying from 21 to 29 fathoms in this area. But when fishing on the same grounds in April 1929, he found no rocks. It is quite possible that the strong southerly currents set up by the south-west monsoon sweep the sea-bottom of soft mud and sand, and leave the rocks exposed, thus accounting for the changes noticed by Captain Cribb. The matter, however, requires further investigation.

(3) The appearance of swarms of jelly fish off Calicut in 13 to 29 fathoms in the last week of November and beginning of December 1928 is another noteworthy observation. This agrees with their appearance south-west of Cape Comorin in the previous season (1st week of January 1928). This was a serious obstacle to fishing. At times the nets were so thickly laden with these jelly fish, that great difficulty was experienced in getting the net over-board again. The deck became thickly covered with them rendering it slippery. Fishing off Calicut was not continued after 3rd December 1928 on this account. In March and April 1929, Captain Cribb found the sea clear of jelly fish south-west of Cape Comorin and at Calicut respectively.

(4) The investigation of the southern portion of the Bassas de Pedro Bank reveals favourable conditions for trawling. The bottom appears to be smooth without serious obstruction in the shape of marine growths or rocks. In one haul made in this area

1,224 lb. of the important edible fishes, viz., *Lethrinus*, *Lutjanus*, *Diagramma* and *Epinephelus* were caught. This haul included one huge ray *Hypolophus sephen* weighing about 1,000 lb. A shoal of large rays was seen swimming past the ship just beneath the surface. The rays caught ranged generally from 89 to 123 lb. in weight. Nevertheless, the fish are not plentiful. In the northern portion, the bank is composed of immense coral tocks which are very destructive to fishing gear.

The chief kinds of fish caught in the hauls at different areas were the following:—

1. Off Calicut—

(a) During second half of November and beginning of December 1928 :

<i>Caranx malabaricus.</i>	}	<i>Hypolophus sephen.</i>
<i>Carchurias menissorah.</i>		<i>Arius sp.</i>
<i>Trygon kuhlii.</i>		

(b) During first half of April 1929.

<i>Pristis perrotteti.</i>	}	<i>Lactarius delicatulus.</i>
<i>P. cuspidatus.</i>		<i>Arius sp.</i>
<i>Caranx crumenophthalmus.</i>		<i>Sciaena bleekeri.</i>
<i>C. malabaricus.</i>		<i>Therapon quadrilineatus.</i>

2. In the southern portion of Bassas de Pedro Bank (approximately 130 miles west of Mangalore) during second half of November 1928 :

<i>Hypolophus sephen.</i>	}	<i>Diagramma punctatum.</i>
<i>Epinephelus angularis.</i>		<i>Lutjanus dodecakanthus.</i>
<i>E. sonnerati.</i>		

3. Off Mangalore during 1st part of December 1928 :

<i>Synagris tolu.</i>	}	<i>Hypolophus sephen.</i>
<i>S. bleekeri.</i>		<i>Aetobatis narinari.</i>
<i>Rhynchobatus djeddensis.</i>		<i>Lactarius delicatulus.</i>
<i>Zygaena blotchi.</i>		<i>Arius sp.</i>
<i>Carcharias menissorah.</i>		<i>Equula insidiatrix.</i>

4. Off Cape Comorin and Wadge Bank :

(a) March 1929

<i>Lethrinus karwa.</i>	}	<i>Trygon kuhlii.</i>
<i>Lutjanus lineolatus.</i>		<i>Carcharias menissorah.</i>
<i>Diagramma punctatum.</i>		<i>Rhynchobatus djeddensis.</i>
<i>D. lineatus.</i>		<i>Upeneus indicus.</i>
<i>Epinephelus sonnerati.</i>		<i>Myripristis murdjan.</i>
<i>E. angularis.</i>		

FISHERIES DEPARTMENT

(b) During 2nd half of April and first half of May 1929 :

<i>Diagramma punctatum.</i>	<i>Aetobacis narinari.</i>
<i>Lutjanus lineolatus.</i>	<i>Caranx atropus.</i>
<i>Epinephelus angularis.</i>	<i>Upeneus indicus.</i>
<i>Lethrinus karwa.</i>	<i>Myripristis murdjan.</i>
<i>Carcharias sp.</i>	

The Inspector of Fisheries posted on board the trawler was engaged during the period when his services were not required on board, in identifying and preserving the numerous biological specimens collected by the trawler during her fishing cruises and this piece of biological work was done under the kind supervision of Dr. F. H. Gravely, Superintendent, Government Museum. The following is a list of specimens identified so far from the collection made during the year under review.

Crabs.	Locality.
<i>Neptunus gladiator</i> ...	From Bassas de Pedro and Cape Comorin.
<i>N. sanguinolentus</i> ...	From Cape Comorin.
<i>N. orbicularis</i> ...	Bassas de Pedro.
<i>Charybdis crucifera</i> ...	Bassas de Pedro and Mangalore.
<i>Goniosoma natator</i> ...	Mannargudi.
<i>Calappa philargius</i> ...	Cochin and Mangalore.
<i>C. lophos</i> ...	Bassas de Pedro and Calicut.
<i>Doclea muricata</i> ...	Muttum.
<i>Cryptopodia angulata</i> ...	Cannanore.
<i>Randallia eburnea</i> ...	Wadge Bank.
<i>Dromia rumphii</i> ...	Cape Comorin.
<i>D. cranioides</i> ...	Do.
<i>Xantho scaberimus</i> ...	Mannargudi.

Molluscs.

<i>Ostrea</i> ...	Sankara Kovalam (Cape Comorin).
<i>Triton</i> ...	Cape Comorin.
<i>Ranella</i> ...	Cape Comorin.
<i>Rostellaria</i> ...	West of Kasaragod.
<i>Phorus</i> ...	Cochin.
<i>Cassis</i> ...	Bassas de Pedro Bank.
<i>Harpa</i> ...	Calicut.
<i>Voluta</i> ...	Wadge Bank.

Alcyonaria.

<i>Chironophthiya variabilis</i> ...	From Sankara Kovalam, Calicut,
(8 different varieties.)	Wadge Bank and Cape Comorin.

Echinodermata.

Locality.

Several specimens including an entire specimen of *Gorgonocephalus levigatus*. Off Calicut and Cape Comorin.

Duplicates of the above specimens are stored at the Museum and at Ennur for the benefit of future workers. Much work still remains to be done on the collections of marine organisms. The want of a laboratory on board the trawler and a qualified research staff hampered work considerably.

Several data relating to meteorological, hydrographical and biological observations are recorded in specially designed registers. Meteorological observations are noted every morning at 8 a.m., and also at the commencement and the close of each haul such as the conditions of sea, sky and wind and the temperatures of the air and of the sea water. Notes are made at the commencement and close of each haul regarding the bearing of the ship, the depth of the sea and nature of the bottom. Wherever any deviation or want of detail in the Admiralty charts were detected, soundings were taken in detail and recorded with their respective bearings. Biological data such as individual weights of a few large fish, their stomach contents and information regarding animals other than fish brought up in the trawl were also collected. As far as possible, important specimens have been preserved for further study.

2. WEST HILL LABORATORY, CALICUT.—The sardine and mackerel investigations were continued on the usual lines. The work has hitherto been threefold (i) the examination of sample fish obtained from daily catches, (ii) the examination of plankton collections made off Calicut and (iii) record of daily hydrographical and meteorological data. Attempts to arrive at more satisfactory methods of research, particularly in the study of plankton, were made during the year. A count of the numbers of the constituent organisms in 1 cc. of plankton has been attempted from January 1929. The number of mackerel examined during the year was 147 and of sardine 225. The plankton collections totalled 80. During the south-west monsoon (in July 1928 and in June 1929), collections only on four days were possible.

Fish statistics.—Very considerable work on statistics was done during the year. The monthly statistics prepared by the various yard officers on the West Coast relating to landings of fish continued to be received and analysed at the station for purposes of

FISHERIES DEPARTMENT

7

tabulation. During the year 1928-29, 2,254,700 maunds of sea fish priced at Rs. 44,62,500 were caught in the districts of South Kanara and Malabar. Of this 48,300 maunds were sardine valued at Rs. 92,700 and 970,100 maunds mackerel sold for Rs. 19,35,300. The year though unfavourable stands third in the four years ending 1928-29 for which statistics are now available.


Year.	Sardines.		Mackerel.		Grand total.	
	Weight.	Value.	Weight.	Value.	Weight.	Value.
	MDS.	RS.	MDS.	RS.	MDS.	RS.
1925-26 ...	1,192,449	10,80,551	2,471,541	31,93,647	4,892,933	64,51,107
1926-27 ...	396,647	5,53,407	260,145	11,09,587	1,985,624	48,70,301
1927-28 ...	193,012	2,17,303	2,073,090	27,52,671	3,288,318	51,64,071
1928-29 ...	48,321	92,731	970,149	19,35,259	2,254,658	44,62,484

A detailed analysis of statistics for the year 1926-27 has been prepared and will be issued as a "Statistical Supplement" to the Annual Report for 1927-28. Due to my absence on leave and to the want of special statistical staff, the preparation of the tables was delayed. The Research Assistant also found it impossible to cope with all the duties at the station single-handed. With the appointment of a statistical clerk sanctioned in G.O. Mis. No. 247. Development, dated 9th February 1929, Mr. Moses has been able to prepare the statistics for the year 1926-27. It is hoped to publish also statistics for 1927-28 as a supplement to the present report before the close of the year. In the light of criticisms and suggestions received, I have recast some of the statements and corrected certain errors and inaccuracies. The report on statistics for 1926-27 will be a distinct advance over that for 1925-26, the first year for which statistics were published. The statistics for 1925-26 were published hurriedly for the purpose of the Committee on Fisheries. Some arithmetical errors as well as other mistakes have been corrected in a correction slip which is in the press.

3. KRUSADAI ISLAND—*Study on Fisheries.*—The preliminary collection and identification of food fishes of the Pamban area was started during the year. A regular collection of fishes of the locality is being made and the identification of the Research Assistant s checked at Madras. When the collections are worked out they will help the research relating to the proposed publication

of a bulletin on the important marketable fishes of Madras sanctioned in G.O. Mis. No. 596, Development, dated 27th March 1929. A preliminary list of fishes of the Krusadai Island prepared by me will be shortly published in the Madras Museum Bulletin on the Fauna and Flora of Krusadai Island. Volume I of this series was published in 1926 and contains papers on various groups of animals by Dr. Gravelly, Professor Ramunni Menon and myself. A further report on a *Pycnogonum* sp. from Krusadai Island recorded for the first time in Indian seas is in the Government Press and will form part of the Second Museum Bulletin on the subject. A fish register is maintained at the station in which are entered the local vernacular and scientific names, size, stomach contents, sex, condition of gonads, method of capture, etc., of fishes examined. Besides, the Research Assistant has been instructed to study the important fisheries conducted in the vicinity of Krusadai Island and draw up reports. An exhaustive questionnaire was issued by me for the purpose and his reports answering the questions are recorded at Madras for further verification and elaboration when the full staff for the station is appointed. This preliminary investigation by the Research Assistant has brought to light the existence of a large sardine fishery in Palk Bay, extending from Dhanushkodi on Rāmēswarem Island along its northern shore to Pāmban and up the Rāmād coast as far as Uchippili. The sardine caught is *Clupea fimbriata* and the season is from May to September, just the period when the sardine fishery stops on the West Coast. One of the problems of the Chaliyam Cannery and other private fish canneries on the West Coast has been "idle time." If during the south-west monsoon, however, sardines can be had it will help the industry considerably. The discovery has therefore economic possibilities.

Plankton collection.—An attempt at some plankton research has also been made. Plankton is collected daily across the Kundugal Channel from opposite the Research Assistant's quarters to Kundugal Point. Two hauls are made, each lasting for fifteen minutes, one haul while going to Kundugal Point and the other on the journey back. The second haul is used for a qualitative examination and a record is maintained of the constituent organisms in each day's collection. The first haul is preserved in 5 per cent formalin for future quantitative study. The laboratory badly needs equipment and staff for efficient work—vide Part III, paragraph 1, below.



Launching a catamaran at Madras.



Shore seine net operations at Madras.

FISHERIES DEPARTMENT

4. VIZAGAPATAM.—For the purpose of obtaining necessary data for the proposed bulletin on the important marketable fishes, the collection and identification of the common food fishes in the Circars is being carried on whenever practicable and a collection of data on fish and fisheries of the coast has also been attempted. The Inspector of Fisheries is so overwhelmed with routine office and administrative duties connected with the fish-curing yards that he is not able to devote attention to research.

A collection of fish was made and supplied during the year to Dr. S. L. Hora of Calcutta, for his proposed revision of volumes on fishes in the Fauna of India.

Fish statistics from all the East Coast yards are being collected and filed regularly. But, at least a Research Assistant and a clerk as at Calicut are required to tabulate and marshal the data in the returns from the yards on the East Coast. Only when the research section is properly organized, will it be possible to work out the accumulated monthly returns of statistics from the East Coast yards.

5. MADRAS AQUARIUM LABORATORY.—The Personal Assistant Dr. D. W. Devanesan continued his research on the early stages of the edible oyster (*Ostrea madrasensis*). A Benares University student Mr. M. S. Golwalkar deputed for training worked at the laboratory for eight months.

B.—Technological Research.

1. FISHING METHODS—*Trawling*.—In the course of her deep-sea fishing experiments, the only net used by the trawler was the otter trawl. The trawl catches only bottom fish. For complete work on the banks, mid and surface water fish including most of the best known and highly priced Indian food fish such as seer, pomfret, tunny fishes, bonito, sardine and mackerel must also be caught systematically during the survey. The Danish seine net which was intended to be used by the trawler could not be employed in the absence of a small motor boat. The motor boat "Pearl," originally intended to be used for this purpose, has been condemned as too old for the open sea. Proposals have been made to Government for the purchase of a small motor boat, and Captain Cribb now on leave in England has been authorized to buy suitable drift net and long lines for surface fishing.

It is the intention of the department ultimately to test all the available up-to-date gear. The chief among them are—

- A. The trawl.
- B. Drift net (for surface fishing).
- C. Seine net (for surface and middle depths).
- D. Purse net (for surface shoals).
- E. Long lines (for large fish which escape nets).

All the above except the purse net will be tried in the systematic survey of the off-shore water by the trawler from this year forwards, if Government sanction the purchase of the motor boat. The Purse net is an American net of great catching capacity and is specially suitable for large shoals of sardine, mackerel, etc. This net requires special equipment and its use will be deferred, for the present till the preliminary experiments in improving the indigenous sardine and mackerel nets of the West Coast by Captain Cribb have been conducted. For the investigation of pearl banks in depths beyond 11 fathoms up to which naked divers fish, some specially designed dredges were employed, but have not proved satisfactory—Vide Administration Report, 1927-28, page 26.

Improvement of indigenous gear.—Captain Cribb suggested improvements to the indigenous sardine and mackerel net. Government sanctioned the proposal in their Order Mis. No. 1444, Development, dated 31st August 1928. He was not able to get the net made locally at Tanur. The yarn in use locally as well as the workmanship was found to be unsuitable. He was asked to ascertain the possibility of making it in England while on leave. Sundry fishery accessories he wanted, such as glass balls, floats, etc., for these nets, have been ordered through the Director-General of Stores. I expect that Captain Cribb will be able to conduct the experiments with a view to introduce improvements of the indigenous fishing gear on the West Coast after his return.

2. TANUR EXPERIMENTAL STATION.—No experiments in oil refining or curing were done during the year as sardines were scarce. All the important lines of manufacture of cured fish, oil and fish meal at this station have reached a stage when, for further development, the services of a qualified bio-chemist are needed. I have recommended the appointment of a Fisheries Chemist. The immediate work to be done by him *inter alia* consists of—

(1) testing of fish oil for vitamin and devising new methods or modifying old methods of manufacture to conserve the vitamin content of the oil;

- (2) analysis of cured fish with a view to improving curing methods including sodium hypochlorite ;
- (3) reduction of undue percentage of fat in fish-meal ;
- (4) softening of bones and scales in sardines in canning ;
- (5) elimination of the black discolouration in prawn tins ;
- (6) analysis of samples of sea water collected by the trawler ;
- (7) improved and economic methods of manufacture of potash, iodine, acetone, agar-agar and fertilizers, cattle and human food, etc., from sea-weeds ;
- (8) ascertaining the best methods of storing fish and the period up to which canned fish tins will keep and can be guaranteed as safe ; and
- (9) bacterial examination of "pink eye," "rusting," "salt excrescence" and other defects in cured fish and prawns that supervene on storage and devising of methods for their elimination.

Plant.--While the cement coating of fish-curing vats in a few cases have lasted several years, many vats recently constructed in fish-curing yards have shown rapid deterioration. Experiments have been devised for determining the penetration of salt in different brands of cement so as to ascertain the best cement for the construction of curing vats. It has been ascertained from the Harbour Engineer-in-Chief that masonry structures exposed to the action of salt-water should be rich in lime and low in alumina and should also be particularly low in impurities such as sulphur and magnesia. The "Char-Minar" cement manufactured by Messrs. Shahabad Cement Co., Ltd., Bombay, which appears to satisfy the above requirements has the following specifications :—

	PER CENT.
Lime	64.68
Silica	23.27
Alumina	5.73
Iron oxide	2.30
Magnesia78
Sulphur calculated as SO ₃	1.48
Total loss on ignition83
Insoluble residue85
	99.92
Net proportion of Lime to Silica and Alumina ...	2.56

A sample of this cement has been obtained from Messrs. Best & Co., for trial.

The question of purchasing a disintegrator for powdering fish-meal now done by hand at high cost is under consideration.

The balance of 20 shark skins left over last year were sold only at Re. 1 per skin to the Chrome Leather Company. The manufacture is not remunerative as there is no demand and will be given up.

3. CHALIYAM CANNERY.—The Chaliyam Cannery remained closed during the year pending the recommendations of the Committee on Fisheries. Here again the problems are highly technical and demand expert attention by a Bio-chemist.

C.—Licences for Fishing with fixed engines.

During the year under report, 65 free licences for fishing with submerged trees in the Palk Bay, off the Rāmnād district coast, were issued under section 6, (3)(a) of the Indian Fisheries Act. The reasons which originally led to the system of licensing fixed engines in the Palk Bay were as follows:—(1) the trees are a danger to navigation especially to the Department motor boats that ply there; (2) they give to individuals prescriptive or proprietary rights in the particular spots in which they are placed; (3) they render other methods of fishing impossible as the obstructions are numerous; and (4) they prevent the proper exploitation of the chank beds where they are anchored. With the non-renewal of the Rāmnād chank fishery lease, the inconveniences referred to in item (4) disappeared, but the other reasons for the licensing system continue. It was, therefore, decided that the Assistant Director, Pearl and Chank Fisheries should continue to license such fixed engines although the lease of the chank fishery off the Rāmnād district has not been renewed.

D.—Fish-curing Yards.

1. EAST COAST (NORTH)—*General.*—This area comprises the 30 yards in the Ganjām, Vizagapatam and East Gōdāvari districts. The transactions in the southernmost yards were adversely affected by floods in October and November of last year. The Committee on Fisheries accompanied by the Director of Fisheries visited Cocanada, Uppada and Vizagapatam during the end of April and beginning of May 1929.

Improvements.—All the yards in the Northern Circars have been supplied with salt-measuring trays, similar to those in vogue on the West Coast with which any quantity less than a bag can be easily and quickly issued.

The second improvement introduced in one or two yards, is in the mode of drying. Shortly before the visit of the Committee to Uppada, one of the biggest yards on this coast, three drying flakes were constructed with split bamboos at departmental cost and a few of the curers were persuaded to use them. When questioned by the Committee regarding drying flakes, the curers pleaded poverty and desired that the Fisheries Department may provide them, free of cost. The feasibility of constructing flakes on a more permanent but cheap basis with wire net or expanded metal is receiving attention. A sum of Rs. 60 has been sanctioned for an experiment at the Mukkum yard.

The first well with baked clay rings mentioned in last year's report was constructed at Lawson's Bay fish-curing yard at a nominal cost of Rs. 25 to Rs. 30. This will ensure the use of clean water by curers and by the yard staff.

The scheme for substituting glazed earthen pots for insanitary mud pots and palmyra butts for curing fish did not materialize as cheap glazed pots of suitable size and shape are not available. The gentleman who promised to undertake the supply of these pots from Rangoon sent three sample pots, but all of them have been tested and found unsuitable for the purpose. Other methods of coating earthen pots in use with cement or other impervious material are under trial.

Yards closed or opened during the year.—The opening of a yard at Srirangapuram was sanctioned in G.O. Mis. No. 431, Development, dated 29th March 1927; but the yard could not be opened this year also for want of a suitable cheap site.

Transactions.—It will be seen from Appendix II, statement 9, that the weight of raw fish brought to the yards for curing during the year was 76,911 maunds 19 seers. The quantity of salt issued was 10,032 maunds 8 seers, the revenue from the sale of salt, Rs. 12,540-4-0 and the weight of cured fish removed, 44,668 maunds as against 57,532 maunds 19 seers of fresh fish, 7,000 maunds 30 seers of salt, Rs. 8,750-15-0 revenue and 32,970 maunds 35 seers of cured fish respectively in the previous year. Thus the transactions were comparatively better than those of 1927-28. The operations at Patisonapur yard were stationary. At Peddakarivanipalem and Iskalapalem in the Ganjām district the transactions have slightly decreased. Though the transactions at Gedduru have been somewhat better than last year, it still continues to be poor as only 46 maunds 16 seers of salt have been consumed as against

36 maunds 38 seers consumed during the previous year. There was a satisfactory increase in transactions in Gopalpur in the Ganjām district, Montgomarijeta, Lawsons Bay, Jalaripeta, Pudimadaka and Pentakota in the Vizagapatam district and Konapapajeta and Uppada in the East Gōdāvāri district. At Gopalpur the transactions on one occasion were so heavy that within a short space of about four or five days, nearly 250 maunds of salt was issued. At Manchineelajeta, large quantities of salt were consumed during the year owing to the immigration of certain fishermen of Pundi yard on account of some communal troubles there between Kundras and Kevities. The three southernmost yards which used to consume more than half the total quantity of salt used by the whole section suffered badly for some time for want of fish this year. Also on account of unprecedented damages by floods in the neighbourhood of these yards, during the close of October and beginning of November, the work had to be suspended for over a fortnight. At Pentakota, a few of the sheds collapsed completely and the yard itself was reported to have been under water for 36 hours, necessitating temporary evacuation by the yard staff.

Supply of salt.—Though there was no depletion of salt in the factories as in previous years except at Naupada, yet complaints from peons-in-charge of yards to the effect that salt was not supplied to them expeditiously were frequent both in northern and southern sections with the result that undue detention charges for cart-men and extra travelling allowance to peons had to be incurred on more than one occasion. Consequent on the depletion of Government salt at Naupada factory, the requirements for Althada fish-curing yard had to be obtained from Badjanapara factory which entailed extra expenditure for cartage. Excepting the four yards, viz., Mukkam, Bimilipatam, Kothuru and Montgomarijeta which are supplied with monopoly salt reserved in several Government factories, Gangavaram, Jalaripeta and Lawsons Bay got salt from the "dittum" stock of the modified excise factory at Balacheruvu. 84,520 maunds of Government salt at Rs. 2,359-15-0 and 1,400 maunds of Excise salt at Rs. 820-5-0 were purchased during the year. The rate per maund of monopoly salt varied from 3 annas to 6 annas and of excise salt from 7 annas to 10 annas. The "dittum" stock of the modified excise factory at Balacheruvu was purchased at 4 annas per maund.

Stock of salt.—The balance of salt on 30th June 1929 in the yards in this section was 1,508 maunds 28 seers.

2. EAST COAST (CENTRAL).—*General.*—The 10 fish-curing yards in this section worked under normal conditions during the year resulting in a surplus revenue of Rs. 1,208-11-6 against Rs. 24-14-0 in the previous year.

Supply and transport of salt.—The Collector of Salt Revenue was addressed during the year under report for the supply of monopoly salt for the yards, but he was unable to comply with the request. Excise licensees supplied salt to the Kadapakkam, Kondurpalaiyam, Kottapatnam and Nelathur yards, while the Madras Salt Depots supplied the yards in and around Pulicat. Salt transport was done departmentally in the case of the above-mentioned yards, while in the case of the other yards it was done by a contractor.

Curing operations.—From Appendix II, Statement 9, it will be seen that the transactions considerably improved during the year. The weight of fish brought to the yards was 64,207 maunds 1 seer, the salt issued was 9,431 maunds 6 seers, the revenue realized was Rs. 11,788-15-0 and the weight of cured fish removed from the yards was 34,253 maunds 10 seers. The corresponding figures for last year were 53,924 maunds 35 seers of fish, 8,607 maunds 17 seers of salt, Rs. 10,759-4-6 and 32,782 maunds 27 seers of cured fish respectively. Of the four yards, about whose unsatisfactory working mention was made in last year's report, namely, Kadapakkam, Sattankuppam, Pulicat and Nelattur, Sattankuppam recovered and worked at a gain during the year; Kadapakkam showed improvement in view of the fact that against 2,248 maunds of fish brought to the yard in the previous year, 2,459 maunds were brought during the year, while in the case of Pulicat there has been no improvement. There was a slight decline in transactions in the Nelattur yard, due mainly to the economic distress caused by the cyclone of 1927 from which the fishermen have not yet recovered.

Stock of salt.—The balance of salt on the 30th June 1929 was 708 maunds 25 seers.

3. EAST COAST (SOUTH).—*General.*—There are 14 yards in this section in the districts of Tinnevely, Rāmnād and Tanjore. In the Vanagiri yard, the sea is reported to be encroaching. It is feared that, at the reported rate of erosion, the yard may have to be removed to a new site soon. In the Rāmnād district at Nambutalai, the curers have complained that the yard is situated at a considerable distance from the place where they land fish and

petitioned for its removal to a nearer site. Attempts are being made to select a suitable site.

Opening of new yards.—The fishermen of Kuttankuli in the Tinnevely district have petitioned for the reopening of the yard there, which was closed for want of operations in the year 1910 when the Salt Department administered the fish-curing yards. The men are very poor and unable to meet the cost of the site and the erection of buildings. The matter is under consideration.

Supply of salt.—All the yards which could be served by sea, were supplied with salt from Tuticorin by ordinary cargo-lighters, this mode of transport being cheaper than buying salt from factories near those yards and transporting it over land.

Transactions.—The transactions in the yards were more satisfactory on the whole this year, than in the previous year, the net revenue being Rs. 4,083-13-3 against Rs. 2,750-8-9 in 1927-28. The weight of fish brought to the yards was 93,662 maunds 26 seers, salt issued 19,121 maunds 20 seers, the revenue realized Rs. 23,901-10-0 and the weight of dry fish removed from the yards 64,916 maunds 13 seers. The corresponding figures for last year were 80,785 maunds 33 seers of fish, 15,616 maunds 18 seers of salt, Rs. 19,520-9-0 and 56,333 maunds 38 seers of cured fish respectively.

Stock of salt.—The balance of salt on the 30th June 1929 was 5,287 maunds 25 seers.

4. WEST COAST—*General.*—There were 57 fish-curing yards working in this section at the beginning of the year and 59 at the end of the year. As in the previous year, 26 of these were in charge of Sub-Inspectors, 1 in charge of a Sub-Inspector during the fishing season and a Petty Yard officer during the monsoon months, 7 in charge of peons and the rest in charge of Petty Yard officers. As last year, three are private fish-curing yards, working only during the fishing months of the year.

Last year the Hosabettu fish-curing yard was opened only during the fishing season, but Government have since sanctioned the continuance of the yard throughout the year.

Yards closed and opened.—Fish-curing yards were newly opened at Nattika and Puthiakadapuram near Tanur. The fish-curing yard sanctioned for the Laccadives was opened on the Agathi Island on 16th February 1929. The yard at Uppala was closed on 1st November 1928. Thus, of the 57 yards that existed during the previous year, one was closed and with the new yards at

Nattika, Puthiakadapuram and Agathi, the total number of yards that existed at the end of the year was 59.

The Mogayar fishermen of Baikampady memorialised Government in November 1927 for the opening of a yard in their village; but a yard could not be opened during the year for want of budget provision. The Government have since agreed to open the yard during the current year, provided the Baikampady fishermen were prepared to meet all costs including establishment charges and leave and pensionary contributions. To this the fishermen have agreed and have requested that the yard may be opened on 1st September 1929.

Sanction has also been received for the opening of new yards at Edakad and Madakara. Sites required for the purpose are under acquisition.

The fishing season.—The fish catches in South Kanara district, unlike those of last year, were uniformly distributed throughout the season and the curing operations went on without much inconvenience both as regards supply of salt and the requirements of labour for curing work. The four big yards at Malpe, Gangoli, Hungarcutta and Udayavar had record operations and their consumption of salt exceeds all previous records. The fish cured was mostly mackerel. The demand in the market for mackerel cured in the ordinary way exceeded that for mackerel cured according to the Colombo method. Therefore there was a fall in operations under the Colombo system, and an increase of operations under the "Local" system. The unusual demand for the mackerel of the South Kanara district seems to have been due to the scarcity of fish in Malabar.

Transactions.—The weight of fresh fish brought to the yards was 1,171,848 maunds, the salt issued 194,861 maunds, the revenue realised Rs. 2,43,576 and the weight of dry fish removed from the yards 710,372 maunds. The corresponding figures for last year were 1,507,736 maunds of fresh fish, 244,081 maunds of salt, Rs. 3,05,101 and 881,040 maunds of dry fish.

The Kirimanjeshwar yard which commenced operations on 18th November 1927 consumed only 195 maunds 5 seers of salt for 1927-28, but this year the consumption rose to 925 maunds 5 seers. The Kumbala yard since its change of site from Shiriya has also been showing a steady increase in operations. The private fish-curing yards at Malpe, Moolky and Padu Thonse worked

satisfactorily. The Vekkode yard which was opened during the previous year showed satisfactory transactions.

In Malabar, however, the operations were poor especially in the northern yards. Madai was the only yard which showed an increase in operations. This yard is so well situated at the head of a small bay that it gets fish almost all the year round. Owing to heavy operations during the end of October, salt ran out of stock in this yard before the stock could be replenished. The yard was consequently without salt from 31st October 1928 to 3rd November 1928. It is estimated that about 50 bags of bazaar salt were used in the interval. Had salt been available, the Sub-Inspector has reported that about 400 bags would have been consumed. The depletion was due to the unexpected large catches of fish. There was a stock of 2,510 maunds of salt on 24th October 1928 and the whole was consumed by 31st October 1928. The minimum stock prescribed for the yard is only 2,000 maunds.

Badagara continues to suffer owing to the high issue price of salt. Meladi, Calicut (South) and Beypore (North) also showed a decline. The cause for their unsatisfactory working is under investigation.

Three yards are endangered by sea erosion, viz., Tellicherry, Quilandy and Parappanangadi. The Government sanctioned the shifting of the Parappanangadi yard to a new site. The site has been acquired and the work of constructing buildings will shortly commence. In Tellicherry and Quilandy, the danger to the fence is imminent. But there seem to be no suitable sites anywhere near for shifting these yards, unless very heavy expenditure is incurred.

The only yard in the Ponnani section that ran out of salt was the Blangad yard where there was no salt for three days, viz., the 17th, 18th and 19th October 1928. During this period, it was estimated that the curers of the yard had to purchase about 200 bags of bazaar salt for curing approximately 3,600 maunds of small kora (*Sciæna*) and miscellaneous fish. The sudden depletion of salt in this yard was due also to unexpected large catches of miscellaneous fish. 835 maunds 15 seers of salt was consumed in five days including 577 maunds in a single day.

Malpe II was the only yard where brine curing was done 201 maunds of fish were cured in 1,170 gallons of brine. The Ratnagiri system of curing was conducted in the Malpe I and Malpe II yards, the weight of fresh fish cured being 3,518 maunds



Fish hawkers mobbing a single boat on the Ponnani beach (West Coast).

12 seers, the salt issued 1,269 maunds 22 seers and the weight of the resultant cured fish 3,010 maunds 24 seers.

Demonstration curing.—Curing by departmental agencies to demonstrate improved methods evolved at Tanur to the curers in special model sheds in the yards was conducted at the Malpe fish-curing yard. Operations by the yard staff yielded a net receipt of Rs. 35-12-0. In the absence of a curing shed in the Fisheries Training Institute, the demonstration shed in the Calicut (North) yard has been placed at the disposal of the Headmaster who has been issued a ticket for curing fish caught by pupil teachers. Curing was done on two occasions. The yard staff also conducted curing operations in the shed on one occasion; but, owing to the high price that had to be paid for fish, the transactions yielded a net revenue of only 10 annas 4 pies.

Construction of sanitary curing sheds.—Thirteen masonry curing sheds according to approved type designs were constructed in the Malabar yards and twelve in the South Kanara yards. But for the poor fishing and the consequent scarcity of money among the curers, progress in the conversion of temporary thatched curing sheds into masonry ones would have been more rapid in Malabar.

Although Government have postponed the scheme of converting the combined office and guard sheds in yards into masonry buildings, they have sanctioned the erection of permanent additional store sheds for salt in the following yards :—Gangoli, Bekel, Madai, Cannanore, Tellicherry, Elathur, Tanur (North), Paravanna, Palapatty, Mannalamkunnu, Blangad and Chowghat yards.

Taxation by Local Bodies.—Unfair levies are still occasionally reported by fishermen and in one case a fisherwoman who did not keep a store house of fish, was fined for not taking out a licence. The Ernad Taluk Board has given retrospective effect to its resolution levying a licence fee of Rs. 5 for fish-curing yards. But the local Government Pleader having advised that the resolution was illegal, the matter has again been referred to the President. A curer in the Calicut South yard situated within the Municipality of Calicut, who owns a store house for cured fish outside the yard, had to pay a licence fee of Rs. 15 although his profit from fish curing during the period covered by the tax was below the amount. But, on a reference being made to the

Municipal authorities, the Council have reduced the licence fee to Re. 1 for every 500 square feet of area occupied by a store house.

Transport of salt from Tuticorin to West Coast.—The trawler "Lady Goschen" was not used for salt transport work during the year under report. As schooners were not available for hire, salt was transported by sea through a contractor on payment of freight. Rail transport was resorted to at the commencement of the season when there were heavy operations in the yards on the West Coast and subsequently from time to time throughout the year whenever unexpected demands arose. 143,498 maunds of salt was transported by sea and 76,540 maunds by rail.

Wastage of salt.—The total quantity of wastage ascertained and written off during the year was 594 maunds 13 seers against 1,359 maunds 25 seers in the previous year. There is a very satisfactory decrease of wastage which was common previously, in spite of the fact that bags weighing less than 1 maund 30 seers are now considered short-weight bags and are re-bagged, the difference in weight being included under wastage. The conditions in the present transport agreement are very strict and the officers of the department have been vigilant in enforcing the conditions and in observing regulations laid down for inspection of salt in storage such as check-weighing of sample and suspected bags, stacking of bags, etc., to facilitate inspection. Apart from the benefits to Government in the safeguard of duty free salt and the increased revenue by the prevention of undue loss of salt, the curers have greatly benefited by the issue of full bags of salt instead of varying quantities much below 2 maunds. The rules previously permitted the issue of all bags as full-weight bags to the curers; however much they may have lost in weight, the difference was never ascertained and taken into account as wastage; but now, those below 1 maund 30 seers whenever discovered are not issued but re-bagged and the deficit of salt is considered wastage.

E.—Private Oil and Guano Factories.

Oil sardines were again scarce during the year. In South Kanara, there was a great abundance of mackerel. Only 282 oil and guano factories were licensed against 470 in the previous year. Many of them did not work; only 193 factories had operations: 173 in South Kanara and 20 in North Malabar. In Ponnani, although the number licensed was 23, none of the factories worked for want of sardines. Approximately 70 tons of fish oil, 1,100 tons of fish guano, and 15,000 tons of fish manure were

manufactured during the year, against 200 tons of fish oil, 850 tons of fish guano and 10,000 tons of fish manure produced in the previous year. The value of fish oil ranged between Rs. 240 and Rs. 360 per ton and guano between Rs. 90 and Rs. 120 per ton. The price of fish manure was on an average Rs. 45 per ton in South Kanara and double that figure in Malabar. The total value of fish oil produced on the West Coast may be estimated at Rs. 21,000, guano at Rs. 1,10,000 and fish manure at Rs. 7,50,000. No systematic inspection of oil and guano factories was done in the absence of operations.

2. MINOR MARINE AND ESTUARINE FISHERIES.

A.—Prawns.

The report on the prawn-fishing at Dharmadam could not be completed during the year as the Research Assistant Mr. E. K. Madhavan who was engaged on it was transferred on 23rd August 1928 to work as Inspector on board the trawler. It was possible to permit him to continue his work only towards the end of September 1928 when he paid a visit to the prawn fields at Dharmadam as well as Palayangadi. Unfortunately the season had only commenced then and excepting a few photographs taken to illustrate in detail the design of the farms and a few more items of information gathered by verbal enquiry, no further work was done.

The prawn investigations in the Collair Lake were continued. A great deal of further investigation seems to be required before the disputed question of the breeding grounds of this commercially important prawn of the Collair Lake (*Peneopsis monoceros*) known locally as "Chakku Royya" is solved. The same prawn yields the valuable fisheries of the Chilka lake and the Palayangadi river in Malabar and this investigation will enable us to intelligently regulate and improve these valuable fisheries. In the absence of any research staff in the Northern Circars, only such observations as have been made were possible. No intensive research could be undertaken before the establishment of the Research Station at Vizagapatam.

B.—Edible Oysters.

In the absence of sufficient stock of saleable oysters at Ennore and Pulicat, it was decided not to sell any oysters from the oyster farm at Pulicat. A further depletion of the stock of oysters at Pulicat occurred owing to the negligence of the menial staff

attached to the farm. Considerable mortality occurred in May of this year in a portion of the Sinnaparaval bed, among the oysters raised by cultching. These oysters were left exposed for a long period during an unexpected lowering of the level of water in the Pulicat lake caused by the closure of the bar and the farm servants failed to remove them in time to sections covered by water ignoring standing instructions.

The exhaustion of beds at Ennore and Pulicat which necessitated the closure of oyster sales requires serious attention. The matter was taken on hand on my return from leave, and I propose to make a personal investigation for concerting measures for the culture and proper exploitation of the oyster beds in future.

The following reaches of the Buckingham canal were reserved for oyster culture and brought under the control of the department :—

- (1) Ennore backwater (mile 10/2 to 11/4 of the Buckingham canal);
- (2) a section of the Pulicat lake backwater (mile 24/0 to 27/1 of the Buckingham canal).

Although Government in their order No. 2242, Revenue, dated 23rd July 1910, had reserved the Pulicat oyster-beds for oyster culture by the department, the Public Works Department had continued to auction for limeshells that part of the Buckingham canal and the water spread comprising the Pulicat oyster farm. The dual control of this area was found unworkable in practice. To continue oyster culture and conserve oysters in an area, where a shell pit contractor was also allowed to collect live and dead shells, was found to be an impracticable proposition. Dr. Gravely, therefore, reported that the interests of the two departments were conflicting and mutually exclusive and recommended that either the areas in Pulicat and Ennore should be handed over entirely to the Public Works Department for trading in lime shells or to this department for purposes of oyster culture. The culture of oysters as an article of food appears to have a greater claim than the collection of shells for chunam. While dead shells can be collected in various places along the Buckingham canal, oyster-beds are situated only in certain favourable spots in backwaters, and the Government were pleased to transfer the areas in question to this department in G.O. No. 2991 I., dated 27th November 1928. They also sanctioned the transfer to this department temporarily for a period of two years, of the reach of the Buckingham canal from miles 123/4 to 123/7, which comprises the extensive

oyster-beds at Gokulapalli (G.O. Mis. No. 283 L, dated 31st January 1929).

Edible Oyster Culture.—Owing to the absence of the permanent Director on leave out of India, the experiments under this head could not be continued during the 1928 season. In the course of the experiments hitherto conducted at Pulicat and Ennore from 1925 and during the inspections of the natural beds at Pulicat and Gokulapalli, several useful data pertaining to oyster culture have been collected. These with certain observations on the early development of oysters are expected to be published shortly in the Madras Fisheries Bulletins by me and my Personal Assistant.

C.—Beche-de-mer.

The 3,360 lb. cured in 1927-28 and shipped to Singapore were sold for \$985.93 (=Rs. 1,518-5-4). Since the termination of the Rāmnād chank fishery lease from 1st July 1928, the curing under departmental agency has ceased. A private yard as anticipated in last year's report is working now and the industry is conducted on a satisfactory basis on the model of the Government Factory.

The Departmental chank fishing investigations started for the first time this year on the Tanjore coast has brought to light the existence all along the Tanjore coast of abundance of suitable Holothurians for conversion into Beche-de-mer. Private curing on a small scale exists but is crude and insanitary. It may be desirable to start a departmental factory as was done at Tirupalakudi (Rāmnād district) previously, at a suitable centre on the Tanjore coast, to improve the Beche-de-mer industry there. The matter is under investigation.

D.—Turtles.

During 1928 season, 49 turtles were sold for Rs. 282-9-0 of which 36 were sent by the Research Assistant, Krusadai Island and 13 by the Research Assistant, Ennore. There is a good demand for turtles all round the year. But the supply cannot be made in full, as the turtle season in the neighbourhood of Krusadai closes for 5 months annually, from May to September. With a view to securing continuity in turtle supply, I am considering the question of establishing a turtle farm at Krusadai. The farm will also deal with rearing of the Hawksbill (*Chelone imbricata*) which yields the valuable tortoise shell of commerce. In the absence of staff and equipment at Krusadai Island, the preliminary study of the turtle fisheries at Pamban is proceeding slowly.

3. INLAND FOOD FISHES.

A.—Inland Fishery Experiments and Research.

I. DEEP WATER TANK FISHING EXPERIMENTS.—The deep water fishing experiments in the Mopad reservoir were continued with satisfactory results. The introduction of new methods such as a backwater net from Ennore, drift nets of different meshes, long lines, etc., resulted in good catches. Though on account of the failure of the last north-east monsoon the tank became low in December and by the end of January last year, water went below the sill level of the irrigation sluice, yet deep-water fishing experiments were conducted in the old Manneru bed, where water is several feet deep throughout the year. The following statement gives details of the number of fish caught, their weight per net and the amount realised:—

Year and month.					Name of nets and number of pounds of fish caught by each net.		
					Name of nets.		
					Ennore net.	Drift net.	Cast net.
					LB.	LB.	LB.
1928	July	503½	235½	...
	August	348	348½	...
	September	82	618	...
	October	1,219½	...
	November	1,227½	...
	December	1,099½	...
1929	January	1,025½	...
	February	1,066	...
	March	699½	638½
	April	714	501½
	May	1,165
	June	843½
					933½	8,253½	3,148½

It will be observed from the statement that drift nets bring in more catches than any other net and that Rs. 1,185-8-1 was realised against Rs. 1,029-0-4 in the previous year. The system of keeping fish alive until disposal inaugurated last year was continued to the great satisfaction of the purchasers. Fish was supplied regularly to Fish Contractors at Udayagiri and Kanigiri as in the previous year and a small quantity was sold on credit to approved customers and to Government officials at Kandukur.

2. FISH BREEDING—*Hilsa*.—Experiments in hatching hilsa eggs could not be continued for want of communication between Vizagapatam and Bezwada due to heavy and unprecedented floods and consequent breaches in the railway line, just at the season when fish with ripe eggs were available in the Kistna river.

With the transfer of Headquarters of the Andhra University, the Police have agreed to build the lines in the land formerly reserved for the University, but the Public Works Department continue to give the Lock Bungalow for occupation of other officers of departments to whom the situation of the bungalow and site is not so indispensable as to this Department. There is no other suitable site for a Hatchery in Bezwada besides this and as the Lock Bungalow has been occupied by the T.R.S. (P.W.D.) Office, the Hilsa operations may have to be stopped in the forthcoming season for want of accommodation.

Gourami.—These are thriving well in all the farms except at Mopad, where the farm work had to be closed temporarily in January owing to the failure of the water supply in the reservoir.

Though the fish are thriving, yet breeding was not satisfactory at Sunkesula, Ippur and Perambur; at Sunkesula and Perambur, the main reason for this unsatisfactory condition is the overcrowding of the ponds; the stock of fish could not be thinned out for want of additional water area. At Ippur it is due to certain defects in the design and equipment of the farm (vide Part III, section E.).

Mullets.—The experiments conducted last year in connexion with mullet culture could not be continued during the year under report for want of a suitable pond in any of the fish farms. As the Kolavoy tank did not receive full supply, the Chingleput Fort Moat in turn received a precarious supply and consequently no section of this could be used for the experiment.

Catla.—The Catla fry for stocking used to be obtained hitherto from the Canal at Pippara, a town close to Tadepalligudem railway station. This year, Pippara had to be abandoned owing to the difficulty of securing Catla fingerlings. After a search, Nidadavole was selected. As a result of this change, it was possible to secure a large number of fingerlings which were carried over long distances. As usual the fry in impounded waters showed splendid growth, e.g., in the Attigunta tank which was stocked in August last with fingerlings 3" to 4" in length, the fish measured 20" when caught on 12 May 1929; the fingerlings placed

in one of the Chingleput Fort Moat sections at the same time measured 24" when fished in May last. But unfortunately in these two places most of the fish escaped for want of necessary screens and shutters to the inlets and outlets. In the case of Chingleput Fort Moat, the matter is in the hands of the Public Works Department, but in the case of Attigunta tank necessary shutters will be provided shortly by the Department.

Tench and English carp.—The small number of fish available in the Sunkesula farm was transferred to Praema, but unfortunately the stock could not be supplemented from Ootacamund during the year owing to a break-down of Nilgiri railway communication at the right time. This will be done next cold weather.

B.—Stocking, Protecting and Leasing of Tank and River fisheries.

I. STOCKING OPERATIONS.—Though the monsoon brought in good local rains during the year, yet in some parts of the presidency, the rainfall was very poor and consequently several provincialized tanks received very meagre supplies. The tanks in the taluks noted in the margin of the Chingleput and Nellore districts received inadequate supply so much so that the tanks in the taluks of Atmakur, Udayagiri and Kanigiri could not be stocked. The rest were stocked as usual with fry of mullets, etroplus and suitable varieties of carp.

Chingleput District.
 Conjeeveram Taluk.
Nellore District.
 Atmakur Taluk.
 Udayagiri Taluk.
 Kanigiri Taluk.
 Kandukur Taluk.
 Rapur Taluk.
 Gudur Taluk.

The following waters were successfully stocked with young Catla at a cost of Rs. 1,473:—

	Fry planted.
Cauvery river below Hoginkal fall	1,908
Attigunta tank	689
Vellore Fort Moat Fish Farm	625
Mopad Reservoir	832
Ippur Farm	151
Jeegur tank, Hosur Cattle Farm	100
Chingleput Fort Moat Fish Farm	160
Willingdon reservoir	910
Total	5,375

Unless some stringent measures are taken under the new amended Fishery Act to put an end to indiscriminate fishing in the Cauvery, below Hoginkal falls, referred to in the last year's report

it seems almost impossible to establish the new fish in the river successfully. A comprehensive survey of the river will have to be made from Bhavani up to Hoginkal falls next hot weather to find out remedial measures to prevent wholesale destruction of immature fry when the river is very low. This appears to be very necessary not only to establish catla but also to improve the river fishery in general.

Though the Mopad reservoir became very low during the year on account of the failure of rains, only a few Catla were caught. It is probable that some of the introduced fish were destroyed by the freshwater shark Wallago, which is found in large numbers in the reservoir. This requires close observation and investigation. Catla once having bred in the reservoir should breed hereafter also. The reservoir will continue to be stocked with catla. Catla fingerlings introduced into the Willingdon Reservoir in 1926 and 1928 have bred. Though a large number of catla fingerlings were sent to the Barur tank, yet owing to the breakdown of the bullock cart transport on the way, only nine fish could be released into the reservoir. The stocking of the tank with catla will be continued until the fish establish themselves at Barur.

At the request of the Agricultural Department, the Jeegur tank, Hosur Cattle Farm, which was reported to contain almost permanent water was stocked with 100 catla during the year in addition to Etroplus.

2. FISHERY LEGISLATION.—By the enactment of the amended Fishery Act and the publication of rules framed thereunder in the *Fort St. George Gazette* of the 16th April 1929, a long-felt want has been supplied. The object of the legislation is to give protection to lessees against poachers. Under this new Act, eight poachers in the Madurantakam tank were prosecuted and fined from Rs. 5 to Rs. 25 each and their nets were also confiscated. Though the fishery of this big irrigation tank was auctioned three times with sufficient intervals between each auction, the local people and the fishermen completely boycotted the sale. Their object was probably to enjoy the fishery for nothing by poaching during nights. The arrest and prosecution of poachers had an immediate effect in stopping illicit fishing and produced an atmosphere favourable for leasing the tank.

3. FISHERY SALES—The new sale conditions and agreement standardized in G.O. No. 1240, Development, dated 13th August 1927 were adopted during the year and proved satisfactory

Under G.O. No. 1862, Development, dated 3rd November 1928, Government ordered that fishery lease agreements need not be registered. This is highly advantageous both to lessees and the auctioning officers, inasmuch as it saves expenditure to the former and labour and trouble to the latter. Stringent terms in regard to payment of lease amounts had to be relaxed in exceptional cases, as for instance in the case of the newly formed Parvatharajakula Co-operative Society, Karunthattangudi, Tanjore, —vide G.O. Mis. No. 1284, Development, dated 4th August 1928.

Owing to determined opposition on the part of some villagers, the auctioning authorities and the Inland section staff had a strenuous time in breaking combinations. Apart from combination, the failure of rains resulted in poor rentals in some taluks of the Nellore and Chingleput districts. On the whole, the results of fishery sales during the year were much more satisfactory than in the previous year as will be seen from Appendix IV.

In the same Appendix, a list is given of the tanks which fetched no rentals in 1928-29 as well as of those that fetched low rentals on account of inadequate water-supply or combination among the bidders.

4. PROHIBITION OF FISHING BY PUBLIC WORKS DEPARTMENT.—Though G.O. No. 1, Irrigation (Public Works and Labour Department), dated 3rd January 1927, did not affect fishery rentals, yet the Deputy Registrar of Co-operative Societies, Trichinopoly, has reported that lessees were harassed by the anicut staff in several ways.

5. DISPOSAL OF FISHERIES BY PRIVATE TENDER.—With a view to counteracting local combinations among the villagers in the Kavali taluk, the Rev. S. D. Bawden on the advice of the Assistant Director (Inland) took up the lease of the fisheries of a number of tanks in the taluk. The rentals paid by Rev. Bawden for ten tanks were Rs. 837 against a compensation of Rs. 882-2-0 payable to the District Board in respect of these tanks. The Department is indebted to Rev. Bawden for the help he has rendered by taking up the fisheries on behalf of the poor Adi-Dravida Christians and thereby defeating local rings.

The Kalivetapalayam tank and the Penubarti tank, the fisheries of which could not be disposed of either by auction or by private tender, had to be fished departmentally. A sum of Rs. 140 was realized against a compensation of Rs. 25.

The tenderer for the Kanigiri-Duvvur tank referred to in last year's report having failed to pay the sum due to Government, sanction has been obtained for his prosecution. The matter is now in the hands of the Collector of Nellore.

The Ullams in the Kota Pennaka tank were inspected by the Assistant Director (Inland) with a view to fixing the rent for each Ullam. Since the close of the year, the Government have approved the rent fixed for each Ullam.

4. PEARL AND CHANK FISHERIES.

A.—Pearl and Chank Fishery Research.

Some live pearl oysters collected from the Tholayiram par (pearl bank) off Tuticorin were brought to the Krusadai Biological station on 17th November 1928 and are kept under observation in wire net cages securely anchored at a depth of about 6 feet in the sea opposite the laboratory. The experiment, small as it was, has proved the possibility of transporting and keeping oysters alive in captivity in comparatively shallow water.

The bulk of the spat-fall on the Tuticorin pearl banks occurred in 1922; by 1928 most of the oysters on the banks had died thus confirming the view that the average age of the South Indian pearl oyster is only six years.

The mystery connected with the sudden appearance and disappearance of pearl oysters in South Indian pearl banks continues unsolved. Though there were adult and mature oysters on the Tholayiram par for nearly six years at one stretch, there had been no evidence of any extensive fresh spat-falls. After the termination of the last pearl fishery, there were on the banks a large number of brood oysters sufficient to re-populate by their spawn the whole of the pearl bank region of the Madras coast and yet no young oysters have actually appeared and the adults are rapidly dying out. This proves beyond doubt that there are certain unknown causes at work, the detection of which will form subjects of extensive research at the proposed Krusadai Biological Station.

Recruitment of divers is a constant problem in conducting pearl and chank fisheries. Diving as a profession is dying out. The sons of divers no longer follow the profession of their fathers as the occupation is despised. There are far less divers available in South India now than ever before. From the history of chank

fisheries, I notice that, so far back as 1887, experiments in the use of diving dress for fishing chanks had been made by the firm of Messrs. C. H. R. Cocq, who were then the chank fishery lessees. These experiments were continued to be tried by the Superintendent, Pearl and Chank Fisheries after the departmental working of chank fisheries was commenced. Necessary machine and dress were imported and skilled men from England were obtained. The experiment had to be given up as the number of shells picked up by helmetted divers was so trifling that it was acknowledged to be a failure. The skilled European diver is reported to have stated that he had to move about and then kneel before he could get hold of each separate shell as they do not lie close together. This was found to be very inconvenient. Captain G.A. Phipps, Superintendent of Pearl and Chank Fisheries, who tried the experiment stated in one of his reports to Government, that he witnessed similar experiments in Ceylon and from all that he had done himself and seen others trying it, no good was likely to result from any further trial and expenditure.

Since December 1925, I have been in correspondence with the British Consul at Tokyo for a simple Japanese diving apparatus in the form of a mask combined with a couple of compressed air cylinders sold by Messrs. Nippon Ensui Kabushiki Kaisha Fukagawa-ku, Tokyo. After protracted correspondence, I was able to effect the purchase of one apparatus from this firm in November 1927 with the kind help of Mr. Kobayashi, a Japanese merchant in Madras.

My idea is to experiment with this apparatus and if found suitable, order more for divers specially trained by the department in the use of this mask.

If the Japanese apparatus succeeds, we can have a regular body of divers trained under our permanent employ. With the help of this device, the diver can remain under water much longer than a few seconds and could systematically fish the banks. A few divers in the place of the thousands now employed will probably then suffice. If necessary, a sufficient body of Arab divers who are far and out the best divers we have, could be recruited from the Persian Gulf and trained in the use of this mask.

B.—Inspection of Pearl Banks—October-November 1928.

An inspection of the Tholayiram par was carried out from 29th October to 3rd November 1928 with the help of the "Lady

Nicholson". The divers brought up 3-4 oysters per dive in different areas of the bank. On examination, the animals appeared to be unhealthy and yellowish in colour. Dead shells also were picked up in large quantities.

In the northern and middle sections of the bank, oysters were entirely absent over an area of $3\frac{3}{4}$ miles. In the course of the inspection, a good chank ground was discovered and buoyed.

The following is briefly the result of the inspection :—

(1) Area examined	24,161,760 sq. yards.
(2) Area with oysters	1,799,280 ,,
(3) Estimated number of pearl oysters in the area	20 lakhs.
(4) Number of square yards to one pearl oyster	12.8 sq. yards.

The oysters were so scattered that it was obviously impossible to fish them profitably. There are, therefore, no prospects of a pearl fishery during the next few years and one even after a few years seems problematical.

A sample of 2,109 oysters were collected in the course of inspections in March 1929 and in October and November 1928 which yielded pearls weighing 1 kalanji, 15-32 manjadis valued at Rs. 56.13-6.

With the disappearance of the oysters from the Banks, the pearling years have come to an end. In future, a general triennial inspection of the Pearl Banks alone is necessary till oysters reappear.

To systematise the inspection work, all the pearl banks off Tinnevely and Ramnad coasts will be divided into three groups and these will be inspected annually in rotation :—

- (1) the pearl banks lying off Cape Comorin to Tuticorin,
- (2) the pearl banks lying off Tuticorin to Pamban, and
- (3) the pearl banks lying off Pamban to Tondi.

The aim will be to watch for spat-falls. Should any occur on a bank, it will not escape notice as the bank will be inspected within a period of three years, before they have a chance to attain maturity. A general inspection of the pearl banks in the 1st group from Cape Comorin to Tuticorin was carried out during March-April of this year. Three out of four banks south of Manapad, (1) Kallam Pulli par, (2) Koil Piditta par and (3) Palli Kallu par, have not been examined for the last 25 years. The local "Par Mandadi" or the rock pilot found the location of these banks somewhat difficult as he had not examined these beds for years.

These were, however, picked up and the positions noted in the chart. None of these banks had any oysters.

From Manapad to Tuticorin, the following banks were inspected:—

A. Manapad group.—(1) Trichendur Puntoddam par, (2) Sandamacoil Piditta par and Teradi Puli Piditta par, (3) Semman Patta par and (4) Manappad par.

B. Tundu par.

C. Chodi par.

D. Karuwal group.—(1) Nadu Malai Piditta par, (2) Periya Malai Piditta par; (3) Karai Karuwal par; (4) Velangu Karuwal par; (5) Odakarai par.

E. Kadin group.—(1) Kadian par; (2) Kanava par.

F. Outer Kudamuthi group.—(1) Nilan Kallu par; (2) Sankuraiya pattu and Sattu Kuraiya Pattu pars.

G. Inner Kudamuthi group.—(1) Pinnacoil Seltan par and Sundamaram Piditta par; (2) Rajavukku Sippi Soticha par; (3) Kudamuthi and Saith Kudamuthi pars.

H. Nejurichan group.—(1) Par Kudanjan and Nejurichan pars; (2) Melonbadu par.

I. Puli Pundi group.—(1) Vada Ombadu par; (2) Saith Ombadu par; (3) Puli pundi and Kanna Puli pundi pars.

J. Kanna Tivu Arupagam par.

K. Tholayiram par group.—(1) Kuthadiar par; (2) Tholayiram par.

L. Pasi par group.—(1) Pasi par; (2) Athombadu par.

M. Utti group.—(1) Nagara and Petha pars; (2) Utti and Uduuvi pars; (3) Kilathi par; (4) Attuvai Arupagam par; (5) Pattarai par.

A detailed account of this inspection by the Assistant Director, Pearl and Chank Fisheries, was submitted to Government in June 1929.

Interdiction of ordinary Fishing on the pearl banks.—The notification prohibiting all ordinary fishing on the pearl banks for a period of two years from the 10th July 1927 expired on the 9th July 1929.

Pearl Fishery Camp Site, Silavathurai.—The lease of 141'97 acres of land at Silavathurai, Tuticorin, belonging to Sri Sankararameswara Temple and included in the site of the pearl fishery camp expired on 16th December 1927. The lease of an additional site of 43'30 acres belonging to the same temple also expired on

the 2nd February 1928. I urged the necessity for acquiring the pearl fishery site at Tuticorin under the Land Acquisition Act for the following reasons :—

(1) Since the acquisition of the pearl fishery by the British, there has been 18 fisheries. This works out to a fishery every ten years on an average, i.e., at sufficiently frequent intervals to justify the acquisition of the site.

(2) The present site is the only convenient one available on the coast adjoining Tuticorin for locating the camp, especially as the Tholayiram Par lying opposite Tuticorin is our most productive pearl bank and, in all the recent fisheries, this bank has been fished.

(3) The Department's total investment during the last 3 years on the site by way of improvements was Rs. 7,124. If the site is not acquired, this expenditure will be a recurring one; besides, with the discovery of fresh-water in the site, there is the probability of the site being used for permanent coconut plantations in which case leasing the site and clearing and levelling it will be more expensive.

(4) Great difficulty has been experienced in disposing of cadjan sheds put up during the last two pearl fisheries. It would, therefore, be worth while to consider the prospect of putting up more permanent structures in the shape of platforms and fire-proof roofings. Unless the land is acquired, this is not possible.

The Government preferred leasing the land for a long term of years, but they were informed that a long term lease will neither be financially beneficial nor solve difficulties stated above. Further consideration of the question has been postponed by Government for the present.

Pearl Oyster shells.—As a result of the recent pearl fisheries, several tons of mother-of-pearl shells have accumulated. I have been making attempts to dispose of them in two ways, viz., (1) by sale to mother-of-pearl merchants in Europe, and (2) by attempting to convert them locally into buttons.

The South Indian pearl oyster yields unfortunately the poorest class of mother-of-pearl classed in commerce as the "Lingah" shells. They are very thin and brittle and consequently difficult to export without breakage. I have not so far succeeded in interesting traders in Europe in buying the shells, as the freight charges exceed the actual cost of the material and the risk of loss by breakage is great.

The Jadhi Thalaivanmore.—In modification of previous orders, Government in their order Mis. No. 1479, Development, dated 4th September 1928, were pleased to direct that the Jadhi Thalaivanmore be allowed as a matter of hereditary right, the privileges which his predecessors had enjoyed from time immemorial, viz., the take of two boats of 10 divers each per day whenever a pearl fishery is held off Tuticorin, as rights corresponding to certain equally customary duties which he has to perform if called on by Government to do so, in connexion with pearl banks and pearl fisheries.

C.—Chank Fisheries.

I. TINNEVELLY CHANK FISHERY—*General.*—In the absence of a pearl fishery during the year under report and the non-renewal of the Rāmnād chank fishery, attention was concentrated on the Tinnevelly fishery. The results were very satisfactory. The catches and revenue obtained are the highest on record since the time the chank fisheries were brought under British Administration, viz., 1801–1802. The previous record was in 1878–79, when 388,064 chanks were fished and this number was exceeded during the year under report (1928–29) when 431,127 chanks were fished. The gross revenue realized this year was also the greatest on record, viz., Rs. 1,68,919-12-10 against Rs. 22,250-4-7 in 1878–79. But in 1878–79, the shells fetched only Rs. 83 per 1,000, whereas in 1928–29 the selling price was Rs. 400 per 1,000. Against this disparity in selling rates divers were paid only Rs. 20 per 1,000 shells in 1878–79 while we are now paying Rs. 93-12-0 per 1,000 with increased other expenses for running the fishery.

Advances to divers.—In the beginning of the season 1928–29, a sum of Rs. 2,144-9-5 was outstanding with the divers of Tinnevelly and Rāmnād districts. Of this, a sum of Rs. 296-4-5 was written off the accounts as irrecoverable under orders conveyed in G.O. No. 1837, Development, dated 30th October 1928. This left a balance of Rs. 1,848-5-0 as loans of which a sum of Rs. 184-5-8 was due from the Tinnevelly divers and Rs. 1,663-15-4 from the Rāmnād divers. No fresh advances were issued. Owing to special efforts made, a sum of Rs. 1,036-15-11 was recovered, being the highest recovery in a year on record, and the balance outstanding at the close of the 1928–29 season was Rs. 811-5-1 (Rāmnād Rs. 674-11-5 and Tinnevelly Rs. 136-9-8). Of this a sum of Rs. 646-15-0 has since been written off as per sanction accorded by Government in their orders Mis. Nos. 1452, Development, dated 22nd August 1929 and 1599, Development, dated 25th September 1929.

There is only a balance of Rs. 164-6-1 (Tinnevely Rs. 100-12-1 and Rāmnād Rs. 63-10-0) yet to be recovered during the season 1929-30.

Boat loan to divers.—A sum of Rs. 309 was outstanding as loan with four divers. A fresh loan of Rs. 175 was issued to a chank diver at Tuticorin (G.O. Mis. No. 2047, Development, dated 5th December 1928). Out of the total loan of Rs. 484, a sum of Rs. 265 was recovered and the balance outstanding on 30th June 1929 was Rs. 219.

Increased rate for chanks.—On account of the series of pearl fisheries since 1925 in Ceylon and India, which generally interfere adversely with the chank fisheries, a shortage of chank shells began to prevail in the market. This coupled with the apparently rising demand for chank ornaments in Bengal, caused a great increase in the price of chanks. The Ceylon chank merchants evincing considerable interest in the trade, offered high rates to Tuticorin and Kilakarai divers with a view to recruiting them for their chank fishery. The conditions on the Indian coast are easily influenced by those prevailing in Ceylon and it was apprehended that unless a suitable increase in the rate was given to divers, they might migrate in a body to Ceylon to work in the chank fisheries there. In the event of such a contingency, the department will have to forego a large revenue which the current increase in prices was likely to yield. The situation was explained to Government who sanctioned the payment, as a temporary measure for the season commencing from 1st July 1927, of an increased rate of one anna six pies per shell instead of one anna per shell. Since the conditions necessitating the enhanced rate still continue, the Government have sanctioned the continuance of the increased rate during 1928-29 and 1929-30 seasons.

Recruitment of divers.—With the increased rate of Re. 0-1-6 per shell, I am glad to report that we were able to recruit a greater number of divers locally as well as in foreign places as Kilakarai, Periapattanam, etc. On the first day of enlistment (5th November 1928), 8 canoes of 47 local men got registered. In all, 15 canoes and 5 dhonies consisting of 162 divers participated in the fishery. They consisted of—

1. Kilakarai Muhammadan divers	102
2. Arabs from Persian Gulf	23
3. Local Christians	30
4. Local Palla Hindus	7
		Total	162

The Palla divers worked some years back at Mundocks. All of them had since learnt diving and worked in a canoe of their own. The Arabs who came from the Persian Gulf expecting a pearl fishery either at Tuticorin or in Ceylon, seeing there was none, joined the chank fishery and made satisfactory earnings. All foreign divers seemed satisfied with their earnings and treatment given to them.

Fishing operations.—There were 163 working days. 23 days were lost on account of bad weather. There was fishing on all days throughout the week. The Muhammadan divers who did not work on Fridays went out to sea on Sundays and the Christians fished on Fridays and took rest on Sundays. The highest catch for any one day was 8,812 which is a record. The largest earning per day per diver was Rs. 9 2-3 the average being Rs. 2-15-9. The Par Mandadi (Bank Pilot) daily accompanied the boats to sea and located fishing grounds. Gauging the shells fished was done in two sections to facilitate quick disposal of work. Camping was done for 16 days at Tharuvaikulam and for 2 days at Pinnakayal.

The following are the details of shells fished during the season:—

		1928-29.	1927-28.	1926-27.
Fullsized	...	431,127	93,172	53,348
Undersized	...	15,090	9,240	3,903
Wormed	...	11,417	2,658	1,507
		<hr/>	<hr/>	<hr/>
		457,634	105,070	58,758
		<hr/>	<hr/>	<hr/>

Immature shells.—Great vigilance was exercised in dissuading divers from bringing ashore immature chanks. However, of the total brought ashore, as many as 28,237 shells were returned alive to the beds and the rest could not be put back into the sea as the divers had extracted the flesh in them. The flesh has a commercial value of food. It is boiled, cut into thin slices and dried. This is sold at Rs. 1-4-0 per Madras measure and there appears to be a good demand for the product. The horny operculum finds sale at 2 annas per palam.

Valampuri shells.—None was obtained.

Idinthakarai chanks.—As many as 344 shells were collected in nets against 502 during the last season.

Contract.—The season under report was the second year of the contract granted to the Dacca Industrial Union. The rate

accepted is Rs. 400 per 1,000 full-sized shells with a discount of $2\frac{1}{2}$ per cent for advance payment against Rs. 528-12-9 offered by Mr. Hem Chandrakar of Calcutta.

Casualties.—Of the Arab divers, one named Abdulla who went out for chank fishing in one of the local canoes lost his life while fishing. From his last dive, he did not come up. The other divers in the canoes made a search but his body could not be recovered. He had evidently overstayed at the bottom and had finally died. Another Arab diver named Sulaiman died of dysentery at Tharavaikulam.

Weather.—The weather was exceptionally good for operations throughout the fishing season. There were no long interruptions in work on account of bad weather. The south-west monsoon did not break out till the first week of June 1929. Consequently the chank fishery season was the longest on record. It was carried on from 9th November 1928 to 27th May 1929—a thing unknown in the past history of chank fisheries.

2. RAMNAD CHANK FISHERY.—The lease of the Rāmnād chank fishery ended on 30th June 1928 as the Raja of Rāmnād expressed his inability to accept anything less than $1\frac{1}{2}$ lakhs of rupees for a twenty-year lease of the fisheries off the Rāmnād coast and as the Government did not consider that the fisheries would bring in a revenue even approximately approaching the stipulated amount. All the buildings which were in charge of the Assistant Director, Pearl and Chank Fisheries, were transferred to the Revenue Department. It is understood that the Raja of Rāmnād has subsequently leased the fishery to a syndicate of chank merchants at Kilakarai for a period of three years on an annual rental of Rs. 8,210-15-0. The lessees are offering the Kilakarai divers two annas per chank, against one anna six pies at Tuticorin. They have purchased a motor launch for towing the boats. These advantages are bound to be attractive to Kilakarai divers. It remains to be seen whether, during the next season, our divers will continue with us at Tinnevely or will prefer to go to the Rāmnād District.

Rich and extensive Government chank grounds lie in the vicinity of the southern border of the Rāmnād coast. It will not be difficult, therefore, for poachers in that coast to smuggle shells from this area. No sooner did the syndicate obtain the lease of the Rāmnād chank fishery, than they despatched two boats of divers to the limit of the southern boundary who pitched their camps in the southernmost coastal village of the zamindari. The

Assistant Director, Pearl and Chank Fisheries, apprehending encroachment into Government beds, had to arrange for the patrolling of the boundary on several occasions by the motor launch "Leverett."

Sivaganga Chank Fishery.—The five years' lease sanctioned in G.O. Mis. No. 1145, Development, dated 30th August 1922, expired on the 30th June 1928. With the non-renewal of the lease of the Rāmnād chank fishery, the lease of this fishery was also given up—vide G.O. No. 1173, Development, dated 17th July 1928.

3. COROMANDEL FISHERY—*Tanjore Chank Fishery.*—The fishery brought in a rental of Rs. 6,811 during the season under report. This was both for collection of chanks caught in the nets of the fishermen and those fished by diving. No systematic attempts to employ boats and divers seem to have been made by the lessee, for want of precise knowledge of the chank beds on the coast.

The right to collect shells caught in nets has been leased out for two years at Rs. 3,755-8-0 per annum to M.R. Ry. K. E. Mohamad Sultan Maricar of Karikal, the previous lessee from 1st July 1929.

The Government approved the proposals for undertaking the survey and investigations of the chank beds with a view to their proper location and development without interfering for the present with the existing system of leasing out the right to collect chanks—vide G.O. Mis. No. 602, Development, dated 27th March 1929. As matters stand at present, there is no definite information available regarding the position and extent of chank beds off the Tanjore coast and there are no reliable charts to guide us. It is possible that there may also be pearl banks and the exploration of this coast will give valuable data as to the economic possibilities of the pearl and chank fisheries in the Tanjore District. Investigations have commenced and are in progress. As the services of a launch are indispensable, "Leverett" has been detailed for this work.

South Arcot Chank Fishery.—This fishery fetched a rental of Rs. 1,670 for the year under report. There is yet another year for the completion of the three years' lease.

Chingleput and Nellore Districts Chank Fishery.—The lessee duly paid the lease amount, viz., Rs. 1,003-5-4 for the year 1928-29. The lease continues for another year.

5. BIOLOGICAL SPECIMEN SUPPLY.

The institutions in the Native States of Jaipur and Jodhpur, the Osmania University College at Hyderabad, the Victoria College

of Science, Nagpur University, the Queen's University of Belfast and the Sheffield University mentioned in Appendix VI, are among the new customers.

It is proposed to supply a collection of exhibits on the model of the exhibits prepared for the Chidambaram Provincial Educational Conference to all High Schools which may require them. The collection contains about 40 specimens in fluid, either alcohol or formalin, and a small case of dried specimens. The complete set is priced at Rs. 150. This is specially designed with a view to widening the knowledge of natural history among secondary students.

A special catalogue of specimens generally suitable for secondary schools was published.

The Research Assistant went on a collecting tour to Tuticorin, Rameswaram, Pamban, etc., and secured several specimens necessary for the supply work of the station. Further valuable accessions to the "Named Collections" were made in the course of the year by Dr. F. H. Gravely in hydroids, marine crabs, etc., Mr. Winckworth in shells, Mr. Govindakutty Menon in jelly fish and Dr. D. W. Devanesan in sea urchins and star-fishes, most of which were dredged by the trawler "Lady Goschen" in her fishing expeditions.

A notable event of the year under review was the visit of members of the Zoological Section of the Science Congress which held its last session at Madras in January 1929. The opportunity was utilized for displaying to the best advantage all the useful and rare exhibits with explanatory notes wherever necessary.

6. ANTI-MALARIAL WORK.

The annual anti-malarial operations in the Nallamalais, Kurnool District, were conducted as usual and 47 permanent water holes were stocked with 10,700 larvicidal fish.

The Special Malaria Officer, Gudem Agency, was furnished with particulars regarding anti-malarial operations, such as the varieties of fish best suited for the purpose, the method of stocking, the locality where the fish could be got, etc. He was also supplied with preserved specimens of larvicidal fish.

Four wells in the Missionary Medical School for Women, Vellore, were stocked with larvicides. The District Health

Officer, Bellary, was supplied with 2,000 larvicidal fish for anti-malarial purposes.

Samples of larvicidal fish were sent to the Sub-Assistant Surgeon, Kolaba Works, Jeypore (Vizagapatam) and Captain G. V. Ram Mohan, I.M.S., Commanding, I. M. Hospital, Bombay.

Information was furnished to the District Health Officer, Masulipatam, regarding the supply of larvicidal fish for exhibition during the Health and Baby Week of 1929.

Anti-malarial operations were carried out at Sullia in South Kanara during September 1928, when the Research Assistant, West Hill, stocked several wells there with larvicidal fish.

The Fort Moats at Chingleput and Vellore have been kept free of mosquitoes and there has been no recurrence of malaria in the Reformatory and Police Training Schools.

In December 1928, the Special Malaria Officer, Madras, enquired whether this Department could make arrangements to breed "*Gambusia affinis*" which is available in Ceylon and live specimens of which the Ceylon Malariologist was prepared to give. "*Gambusia*" is an American fish popularly known as "The Top Minnow" and famous as a destroyer of mosquito larvæ. After considering the possibilities of breeding the fish here, a pond in the Krusadai Island was prepared for the purpose. Since the close of the year, about 600 live specimens of fish were brought over from Ceylon by the kind courtesy of the Medical Officer at Karunegala. There were a few casualties on the way and about 550 fishes were released into the pond.

In July of last year, the Special Malaria Officer, Madras, in the course of his inspection of the malaria infected villages of Mopad, Udayagiri, and Duttalore with a view to examining the question of carrying out anti-malarial measures, visited the Mopad fish farm also and reported that there were mosquito larvæ in some of the fish ponds. The Mopad fish farm consists of ponds, which are scattered over a wide area riddled with borrow-pits. The Malaria Officer did not inspect the ponds with the Assistant Inspector of Fisheries. If he had done so, he would have obtained correct information about the ponds and would not have confused them with abandoned borrow-pits. By converting some of the borrow-pits into fish ponds, the danger from malaria has, to some extent, been minimized and this department is not, therefore, contributing to the growth of malaria as apprehended by the Malaria Officer.

7. SOCIO-ECONOMIG WORK.

A.—Education.

1. FISHERIES TRAINING INSTITUTE, CALICUT.—The Fisheries Training Institute re-opened after the monsoon vacation on 6th August 1928 and closed for the year on 21st June 1929. The work was on the usual lines except for the inauguration of courses of study in the elements of navigation and practical exercises in handling and sailing boats and in fish-curing in accordance with the revised syllabus. The work of the institute continues to be hampered by the lack of facilities and additional class rooms. The Committee on Fisheries have recommended a comprehensive reorganization and expansion of the Institute which is receiving attention.

Pupil teachers.—The total number of pupil teachers in the Institute during the year was 29. Of these, 23 were Hindus, three Muhammadans and three Christians. Of the Hindus, 22 belonged to the fishing community and one was a weaver (Chalya). As regards Muhammadans and Christians, it is difficult to classify them into fishermen and non-fishermen. One of the Christians was a woman, the only lady student in the Institute. Eight of the students were of the secondary grade and the others of the higher elementary grade. The appreciable change in the educational qualifications of the students who seek admission to the Fisheries Training Institute is a good indication of the spread of higher education in the fishing community. In the early years (1919 onwards) immediately after the opening of the Fisheries Training Institute, it was difficult to get applicants from fishermen even of the lower elementary grade for admission, so that a large number of non-fishermen had to be taken for training. Soon, however, fishermen applicants of the lower elementary grade became available. Within a few years, young men of the fishing community who had read up to the higher elementary standard began to apply for admission in sufficient numbers that it was found possible to restrict admission to the higher elementary grade candidates. During the last five years, the number of secondary grade applicants has been gradually increasing. Among those who applied for admission in 1929, there were 25 fishermen students of the higher elementary grade and seven of the secondary grade. If this rate of progress continues, it should be possible within a short time to restrict admission to students of the secondary grade. The Director of Public Instruction has

recognized the secondary grade students who complete their training in the Fisheries Training Institute with pedagogy as additional subject as trained teachers of the secondary grade under paragraph 2 of rule 14 of the Madras Education Rules.

Twelve pupil teachers sat for the final examination of whom nine passed in all subjects (five being in the first class and four in the second class) and three passed partially.

By the death of Rao Sahib P. V. Gopalan, the Committee appointed by the Government to select students for admission to the Fisheries Training Institute lost one of its prominent members. Mr. A. V. Achuthan, another leading member of the fishermen community of Calicut, was appointed in his place. Owing to the small number of fisheries elementary schools sanctioned by Government in the last few years, there was some doubt whether any new students should be admitted in the Fisheries Training Institute in 1928. After some correspondence, it was decided to admit eight. As by that time the Government Higher Elementary Training School at Mangalore had opened, it was too late to send any students there. Therefore, the Selection Committee did not meet at Mangalore for the selection of Kanarese students. It met at Calicut on 10th September 1928 and selected eight Malayalee students.

School work.—The Fisheries Training Institute and the Model school were inspected by the District Educational Officer on 9th January 1929. His inspection report was received after the close of the year. The students were examined in carpentry by the Inspector of Industrial Schools on 10th June 1929. In the course of his remarks, he says, "I note an improvement in the type of students coming forward for this examination year by year and also a steady improvement in the work that is being done." Fishing was practised by students throughout the year whenever weather conditions permitted. The fish caught by the students fetched Rs. 242-11-9. In the absence of a curing shed and facilities for practical fish-curing in the Fisheries Training Institute itself, the Headmaster of the Fisheries Training Institute was permitted as a temporary measure to conduct curing in the model demonstration shed in the Calicut (North) fish-curing yard and the fish caught by the students on Saturdays was cured by them. As this is not convenient, proposals will be submitted to Government for a curing shed in the Fisheries Training Institute. This year, for the first time, instruction on the elements of

navigation according to the new syllabus was imparted to the students. Captain Cribb, the Assistant Director (Marine), delivered introductory lectures on the subject in the Fisheries Training Institute from 27th September to 6th October 1928. These lessons were continued by Mr. Gomez, tindal of the "Lady Nicholson" in May and June 1929. Owing to the comparatively short period during which the instruction lasted as well as the absence of a suitable vessel for practical teaching, only work of a very elementary character was done. Training in navigation can be made more thorough and practical, only if a suitable vessel is placed at the disposal of the Fisheries Training Institute. The Committee on Fisheries have proposed that "Sutherland," a 25-ton fishing boat built on Scotch type design, should be transferred to the Fisheries Training Institute. The students went on excursion to Tanur from 15th to 21st December 1928, to Malpe from 22nd to 31st December 1928, to the Chaliyam (Cannery) on 8th March 1929 and to Taliparamba (Agricultural Farm) on 2nd June 1929.

Dr. V. K. Vydier's offer to teach "Sanitation and First Aid" to students in the Fisheries Training Institute without any remuneration was accepted by Government.

The Literary Society attached to the Institute worked well throughout the year. The final meeting of the society for the year was held on 23rd March 1929, under the presidency of Rev. Dr. A. Munch, PH.D., of the Malabar Christian College. The Fisheries Training Institute Co-operative Society had, according to the last audit report, 35 members with a paid-up share capital of Rs. 765. It has a reserve fund of Rs. 131-10-0 and made a net profit of Rs. 140-13-0. The Games Club was also active throughout the year, but owing to the restriction now imposed on the age of competitors in the District Inter-school Sports, the pupil-teachers could not participate in them.

From January forwards, at the instance of the Headmaster, the students of the Fisheries Training Institute have been publishing a monthly journal in Malayalam called the "Fisheries Training Institute Magazine." Permission to publish this journal was granted in G.O. Mis. No. 1538, dated 13th September 1928. The articles are mainly written by the students and the staff and the old students of the Fisheries Training Institute. But, Mr. S. T. Moses, M.A., of the Research Station, West Hill, Mr. K. Gopalan Nayar, Sub-Inspector, and others also contribute occasionally interesting articles. The subjects dealt with are mostly on the

social and economic condition of the fisherfolk, the means of improving these, temperance propaganda, natural history, elementary education and co-operation. The magazine circulates not only among the students and ex-students of the Institute, but also among the educated members of the fishing community.

Visitors.—Besides departmental officers, the Fisheries Training Institute was visited during the year by Mr. Finlow, Director of Agriculture, Bengal, and Mr. S. Kasturiranga Ayyar, Senior Dewan Peishkar of the Cochin State.

2. VILLAGE SCHOOLS.—The total number of schools at the beginning of the year including the Vellayil Model School attached to the Fisheries Training Institute was 37. Of these 4 were night schools.

The Local Board school at Kirimanjeshwar which the Coondapur Taluk Board had decided to abolish was taken over by the Fisheries Department with effect from 13th September 1928. The private schools at Udayavar, Kaup and Bangre-Manjeshwar were also taken over by the Fisheries Department during the year, on 23rd July 1928, 1st April 1929 and 13th May 1929, respectively. Thus, at the end of the year 1928-29, there were 41 schools under the Fisheries Department. At the beginning of the year, the total number of pupils reading in the various schools was 3,000, of which 868 were girls. The number rose during the year to 3,443 consisting of 2,368 boys and 1,075 girls. The total number of teachers employed was 121 against 107 at the end of the previous year. Of these 121, 75 had received training at the Fisheries Training Institute, 34 were trained teachers from ordinary training schools and 12 untrained.

A statement showing the name and location of fisheries schools, the strength of each class in the several schools, the number of pupils that passed out of each school, the number of teachers employed with their qualification and the cost of upkeep of each school is appended as required in G.O. No. 1895, Development, dated 8th November 1928 (Appendix VII). The fisherfolk are slowly but steadily realizing the importance of education and are resorting in increasing numbers to the schools.

An unsatisfactory feature as compared with South Kanara is the bad accommodation of several of the schools in Malabar. The worst school shed is that of the Parappanangadi Day and Night school, an important school situated in a village which is one of the most educationally backward in Malabar. The sanction to build

a better shed has been obtained but the site is yet under acquisition. The Pudiappa school shed built by the local villagers is also a very unsuitable building. A new shed has been sanctioned by the Government, but the site is still under acquisition. The present shed has since been purchased by the Department and the site taken over on rent pending its acquisition. The new shed will be built during the Christmas vacation as, otherwise, the school will have to cease working while the old shed is being demolished and the new shed built on its site. The Chaliyam school is also located in a shed which has been condemned. A suitable masonry building has been sanctioned but the land has not yet been acquired. The construction of the Kuriyadi fisheries school building sanctioned by the Government long ago, is held up owing to the delay in getting possession of the site. The present school shed will accommodate 60 students, but 120 students attend the school. One of the villagers has been persuaded to build tentatively a temporary shed near the existing one for the 60 additional children. The school buildings at Kadavanad, Mannalamkunnu, Kundazhiyur, Nattika and Palapatty are temporary sheds which will eventually have to be made permanent. The owner of Kundazhiyur school building undertook to provide a masonry building three years ago but has not yet fulfilled his promise. The question of providing a permanent building for the school at Palapatty will be taken up when orders for its permanent retention have been received.

In the South Kanara district, the only school that exists for Mopla fishermen is the one at Kumbla. It was started in March 1925 with only one pupil on the roll; the present strength is 66 of whom 18 are girls. The construction of a permanent building for housing the school is under consideration. Two permanent buildings were constructed by the fishermen of Kodi and Hoode for their respective schools. A permanent building for the Udayavar school is under construction. Only three schools in South Kanara, viz., Kumbla, Kaup and Baindoor are housed in temporary sheds. The Bangaramanjeshwar school is conducted in the upstairs of a shop but there is hardly room for the increasing number of children attending the school. The present number is 71. The Sree Gnanodaya school has a strength of 90 pupils and is located in the Sree Gnanodaya Mandir, but the accommodation is insufficient.

Proposals have been submitted for the extension of the school buildings at Kottakadapuram, Blangad and Palapatti. These

buildings are owned by private individuals who have been asked to carry out the necessary extensions. The Talikulam school building owned by villagers also requires an extension. But the owners are awaiting the sanction of a revised rate of rent for the masonry building constructed in the place of an old temporary shed. Plans and estimates for extending the building at Kaipamangalam are under preparation.

The fishermen of Hungarcutta submitted a petition in 1928 asking for the opening of a school in their village, but as the Educational authorities objected, a school was not started. Recently they have started a school and submitted a petition praying that the Fisheries Department should take it over. The matter is under correspondence with the District Educational Officer. The Kharvis and Mogayars of Navunda in the Coondapur taluk have also petitioned the Department asking for the opening of a Fisheries school.

The two day-schools opened last year at Kadavanad and Palapatty show considerable improvement. The two other temporary schools at Mannalamkunnu and Veliangode also show improvement though not to the same extent. Both the latter schools are solely attended by Muhammadan fisher-boys and girls and the reason for their slow progress is the complete illiteracy of the parents. The permanent day-schools showed satisfactory progress. The best of them are Kaipamangalam, Talikulam and Kottakadapuram. There was a decrease in the strength of Kavvayi school. About 15 children who used to come to the school from the other side of the river have joined the new school opened recently there near their village.

The night schools at Chaliyam and Kadalundi are not working satisfactorily. The night school has become so bad that proposals are under consideration to convert it into a day-school and transfer it to another place where the Educational Department considers that it will be a real necessity.

The "*Mundus*" (a simple appliance for thread-twisting) supplied to South Kanara schools as an aid to technical instruction have not been put into use as the teachers are reported not to know how to work them properly. The Inspector of Fisheries has been asked to go to Calicut to study its working so that he may instruct the teachers how to handle them properly.

3. OTHER EDUCATIONAL WORK—*Scouts training*.—The scout movement in the Fisheries Training Institute received a set-back by the transfer from the Institute of the third assistant who was an

enthusiastic scout-master. The loss was made good only towards the end of the year when the second assistant, Mr. Elias, underwent the scout-master's training (25th April to 6th May 1929). The Fisheries Training Institute Rovers attended the District Scout Rally held at Cannanore on 20th January 1929. Two of the final-year students also underwent the cub-masters training in the training camp held at Chala near Cannanore.

Mr. Kunhianandan, while he was the scout-master of the Fisheries Training Institute troupe, had translated several extracts from Lord Baden Powell's book on "Scouting for Boys" in Malayalam, for the use of the scouts who do not know English. His notes have now been published in a book of nearly 600 pages by the Kanarese Mission Book Depot with the permission of Lord Powell. It is gratifying to note that the first book on scouting in Malayalam should have been produced by a member of the Fisheries Department.

Student's training.—Mr. M. S. Golwalker, M.Sc., of the Benares University who came to me for training in Embryology worked at the laboratory attached to the Marine Aquarium for about eight months under the supervision of Dr. D. W. Devanesan.

Mr. Velu, a Hindu pupil teacher belonging to the fishing community deputed by the Travancore Government is undergoing training at the Fisheries Training Institute, Calicut.

Krusadai Biological Station.—A party of zoology students with Dr. Gravely worked at the station for about a week in September for the collection and study of the local marine fauna. A batch of students from the Central College, Bangalore, visited the station for the same purpose in October.

Aquarium.—The number of visitors for the year was 96,042 as against 104,401, and the number of visitors admitted at the 4 annas rate in the evenings and on Fridays was 5,903 against 9,409 in the previous year. The Aquarium was specially reserved for purdah parties of Rajas and zamindars at an enhanced rate of Re. 1 per head on three occasions against nine in the previous year. The record attendance for the year was as usual on "Kannupongal" day, when 3,660 visited the Aquarium, *i.e.*, 100 less than in 1927-28.

The daily average attendance for the year was 263 as against 286 of last year. This was due to the fall in the number of visitors on account of heavy rain during the Christmas and New Year

season and on the Vaikunda Duvadasi day, on which 142 visited the Aquarium as against thousands in the previous years. 909 students from different schools and colleges accompanied by their teachers visited the Aquarium for demonstration purposes. Out of this number 366 being students of the Madras Corporation schools were admitted free as per G.O. No. 468, Development, dated 16th March 1929, and the rest at half rates as usual.

Among the noteworthy visitors this year were Miss Edda Mussolini, Senator Lante, Col. M. Caccia, Sir John Bland Suttin, F.Z.S., of the London Aquarium, Sir P. S. and Lady Sivaswami Ayyar, Dr. R. S. Finlow, Director of Agriculture, Bengal, His Exalted Highness the Nizam and Party, Sir Arthur and Lady Froom, Lady Robb, London, and Her Highness the Maharani of Gwalior.

On account of the fall in attendance on the last Monday of every month set apart for Gosha ladies, the Aquarium is reserved for Purdah ladies since May 1929 from 7 a.m. to 12 noon only, instead of between 7 a.m. and 5-30 p.m. Owing to a rush of ordinary visitors during Christmas week, the Aquarium will be open to the general public on the last Monday in December as on ordinary days. These changes have been duly advertised in the important local dailies.

Improvements.—The extension to the Aquarium was completed but aeration tubes, lights and fans have not been fitted yet in the four newly constructed tanks. One more of the two large Rock Cods (*Epinephelus pantherinus*) in tank No. 10 died on 3rd May 1929 apparently due to the insufficient space in the tank. They were objects of great interest to all visitors not only on account of the large size to which they had attained but also because of their age. They had lived in the Aquarium from the very beginning, that is to say for a period covering nearly 20 years. Such a long span of life in captivity is exceptional among the exhibits.

Necessary estimate has been called for from the Public Works Department for replacing the two existing iron overhead reservoirs supplying water to the tanks in the Aquarium by concrete ones for the following reasons:—

(1) they are too small to provide sufficient water for the additional tanks newly constructed;

(2) the iron reservoirs which are exposed to the sun cause rapid changes in the temperature of sea-water which is undesirable;

(3) they render the water unwholesome by the formation of rust as a result of which, delicate organisms are affected;

(4) the life of an iron reservoir is short on account of the rust caused by the saline sea breeze outside and sea water inside; and

(5) the height of the reservoirs do not give sufficient pressure for the automatic aeration of water in the Aquarium tanks by the inflow pipes. This system of aeration if introduced will reduce the pumping charges.

During the year one large hawksbill turtle *Chelone imbricata* from Krusadai Island was exhibited for the first time. There was difficulty in finding out the proper food for feeding the animal. The turtle would not touch any of the animal food given to others in the tanks and starved for days. After continued experiments at feeding with different kinds of food-stuffs, it was discovered that the turtle was partial to a diet of sea-weeds (*Grateloupia cuneifolia* and *Ceranium miniatum*). With an abundant supply of this kind of food, from the harbour the turtle is now thriving well.

Several exhibits required for the Marine Aquarium are supplied free from the Madras Harbour by the contractors appointed for the purpose. The contractors have been granted four daily passes per month by the Port authorities for fishing within the harbour limits. Fish other than those required as exhibits are utilised by the contractors and this is the only compensation they have for the labour of netting, collecting exhibits and transporting them alive from the harbour to the Aquarium. Now that additional tanks have been constructed in the Aquarium, the supply of exhibits hitherto collected on the four daily passes is inadequate. The Port authorities have, therefore, been addressed for increasing the number of daily passes from four to eight per month.

B.—Co-operative Societies.

I. WEST COAST.—There were nineteen fishermen co-operative societies in the South Kanara District as in the previous year. The progress of fishermen societies in South Kanara continues to be unsatisfactory. Only fourteen societies have had some transactions during the year. The other five societies, Kasargod Bovis, Balla Aryajana, Gangoli Kharvis, Coondapur Kharvis and Upper Mogayars have had no transactions during the year. The books of the Kasargod Bovis society were not available for inspection,

Both the President and the Secretary of the society are reported to be living away from Kasaragod. The Adakathbail Aryajana Co-operative Society which was the best among the larger societies of fishermen, has had very little transactions during the year under report. The transactions consist of an issue of a loan of Rs. 75 and recovery of loans to the extent of Rs. 654. The partial inactivity of the society during the year is attributed to a criminal case between the Adakathbail fishermen and the Kottikulam fishermen. The Kunhangad fishermen society seems to have done fairly good work during the year. But the time-barred loans amount to Rs. 562. Arrangements are being made to recover these loans.

At the instance of the Registrar of Co-operative Societies, two Sub-Inspectors of Fisheries were trained at the Co-operative training classes at Coimbatore with the sanction of Government. One of these Sub-Inspectors was given the work of reviving the fishermen societies in the South Kanara District. He visited all the fishermen societies during May and June 1929, but his services could not be indefinitely spared, and therefore he had to be recalled towards the close of the year. Unless the department gets additional staff for doing co-operative work, intensive supervision of fishermen societies is impossible and the societies are not likely to improve. In paragraph II of G.O. No. 1895, Development, dated 8th November 1928, the Government desired the Registrar of Co-operative Societies to advise them on the steps that should be taken to improve the fishermen co-operative societies. The Registrar of Co-operative Societies has submitted his report to Government.

The economic demoralization caused by the scarcity of fish has prevented progress of co-operation in Malabar. If the season had been normal, considerable improvement would have been effected. Nevertheless, the condition of most of the societies was comparatively satisfactory. The Kadalundi, Pudiyangadi, Kollam, Meladi and Kuriyadi societies have shown satisfactory work. The Kollam society has been taken in hand by the Sub-Inspector of the Quilandy yard and already signs of improvement are evident. The societies at Vekkode, Perinhanam, Kaipamangalam and Pallipuram had some transactions. The new society at Vekkode was very active. The members who are mostly curers of the Vekkode yard show great enthusiasm in working the society. The Vadana-palli fishermen society remitted during the year a sum of Rs. 59-5-7

to the District Bank towards the loan taken by it. The Talikulam society remitted Rs. 85 to the Bank towards its loan, disbursed Rs. 83 as loans to members and received a deposit of Rs. 50.

The Kadalundi society had been recommended for liquidation by the Inspector of Co-operative Societies, but a respite of six months was obtained within which the Inspector of Fisheries hopes to revive the society. If the fishing improves, the society is likely to work satisfactorily. But unfortunately the season has continued bad to the end. The only condition that the members require for making a fresh start is that the heavy accumulated interest on old loans should be excused and written off. Some difficulty is experienced in regard to the Pudiangadi society as there is no local fisheries officer who would pay constant attention to it. The Meladi fish curers' society has had a misfortune. The entire funds of the society were misappropriated by the Secretary who died soon after. The father of the deceased has executed a promissory note, to repay the amount to the society, and a partial payment has already been made. The task of reviving the Kuriyadi society is a difficult one. The scarcity of fish and the consequent distress is urged as causes preventing the repayment of loans. As the reasons are genuine, the Department was averse to advising the office-bearers to take coercive action to effect recoveries. A good fishing season would justify such measures, but no compulsion is necessary if the fishermen have money to pay their debts. It is expected that the condition of some of the societies will show further improvement next year as fisheries officers are likely to be appointed as office-bearers in some of them. The Pallipuram society, which was the best of fishermen societies in the Ponnani Taluk till some months ago, has become unsatisfactory owing to communal feuds among the members. The local Fisheries Inspector has effected a compromise recently. Communal dissensions still prevail among the members of the Kundazhiyur, Kottakadapuram, Arekeri, Bhagavathi and Puthenkadapuram societies and these societies are practically moribund. The President of the Puthenkadapuram society was in the habit of keeping heavy cash balances. At a general body meeting, a resolution was passed three years ago asking him to deposit the money, but nevertheless the President is still continuing to keep the cash balance which amounts to Rs. 156-4-0. The President has to be changed, but no other member is available to take his place.

The "chit fund" or "kuri system" prevailing in the Ponnani Taluk is mainly responsible for the bad working of co-operative societies in that section.

I regret to report that the only society not susceptible to the beneficent influence of the department is the Thayyil Aryajana Co-operative Society, Cannanore, presided over by Mr. M. C. Govindan. He is a person of some importance in the village and was also an Honorary Assistant Registrar for some time. He is reported to have persistently refused to show the books of the society to fishery officers. The matter has been reported to the Registrar of Co-operative Societies.

The transactions of fishermen co-operative societies are given below :—

Particulars.	1927-28.	1928-29.
Male members	2,361	2,440
Female members	290	212
Total number of members	2,651	2,652
	RS.	RS.
Paid-up share capital	58,686	52,599
Total of loans disbursed	83,209	89,649
Total of loans for payment of prior debts	41,591	47,438
Total of loans for industrial purposes	23,322	21,320
Total of loans for other purposes	18,306	20,891
Total of loans received from Central Banks	17,908	14,532

Industrial societies.—As required in Government Memorandum No. 2302-II/29-I, dated 12th August 1929, a detailed report on the working, since their inception up to the end of June 1929, of the two co-operative societies which have been given loans by Government for the purchase of nets, boats and other accessories is given below :—

The two new societies were started on the 10th and 11th March 1927, respectively, at Biangad and Palapatti with the aid of the loan of Rs. 1,500 granted to each society by Government for the purchase of boats and nets. The number of members of the two societies now stands at 17 and 21, respectively; the number of shares is 36 and 85 and the amount of paid-up share capital Rs. 133 and Rs. 154-8-0, respectively. In both the societies, catches are sold and a living wage of eight annas is paid to each member of the crew, provided the sale proceeds are sufficiently large. If, however, the sale proceeds fall below the amount required to pay

the living wage, the sale proceeds are equally divided among the members. The President and the Secretary of the Blangad society do not go out to sea but they control the working of the society and therefore, after paying the living wage of 8 annas to the members of the crew and crediting half the balance to the society, they take a share in the distribution of the remainder along with the members of the crew. Sometimes, both at Blangad and at Palapatti when the members available to go to sea fall short of the required number, non-members are taken as workers; they are also given the living wage of eight annas and a share of the sale proceeds; but they are not entitled to other privileges of the members, e.g., they get neither dividend nor profit. On some occasions, coolies are engaged to haul up the boat and to do other menial work and they are paid wages separately for it; their wages also come out of the share remaining to be distributed to members after payment of the living wage and the share due to the society. In Palapatti, the society has admitted members who do not go out to sea and therefore get no share of the sale proceeds. The object of taking them was to enable the society to get a loan from the District Co-operative Bank to be distributed to members, who required the loan, during the non-fishing months to meet the cost of the bare necessities of life.

Although the societies were registered in March 1927, they really commenced work on 11th June 1927 and 16th July 1927, respectively. The number of days on which the societies sent their boats to sea, the quantity of fish captured and their value and distribution are given in Appendix VIII.

From the figures given there, it will be seen that the charge, that benefit of the working of the societies goes primarily to the President and the Secretary of the societies, is unfounded. It is only in Blangad that the President and the Secretary do not go out to sea, but for the work that they do ashore such as arranging for sending men to the sea, for the sale of the fish caught and for the distribution of the sale proceeds, they take a nominal share of the sale proceeds as their wages. Of the sum of over Rs. 4,000 realized by the sale of fish, the President and the Secretary of the Blangad Society took but Rs. 70-8-0. The fishermen who went out to sea got nearly Rs. 2,800 and the society's share was Rs. 1,161-7-0. In Palapatti the sale proceeds totalled Rs. 3,363-4-0. The society's share was Rs. 984-5-6. Over Rs. 2,100 was distributed as living wage and share of the members. Non-members got over Rs. 200 as

their share of the sale proceeds besides the living wage because there are more non-members going out to sea at Palapatti than at Blangad. The Palapatti society is not willing to admit these men as members of the society. Those who joined the society when it was started have put their share capital in it and have regularly paid a share of the catches towards the funds of the society and therefore they have an undoubted right to the properties belonging to the society. If new members are admitted later, the contribution of these new members to the society will be much less than the contribution of those who joined the society originally. It is therefore that the old members object to taking in new members. The question will have to be gone into later, a decision arrived at and the bye-laws suitably altered. The loan due to Government is repayable during the current fisheries year and the matter may be postponed for consideration till the loan is discharged.

The amount that ought to have been repaid by each society towards the loan of Rs. 1,500 borrowed from Government was Rs. 650 in 1927-28 and Rs. 500 in 1928-29. The Blangad society paid Rs. 575 towards the loan in 1927-28 and Rs. 89-9-6 towards interest. The Palapatti society was able to pay only Rs. 500 towards the loan that year and Rs. 101-15-0 towards interest. Of the Rs. 500 borrowed by the Palapatti society from the District Co-operative Bank for purchasing food-stuffs during the slack season, only Rs. 200 was paid in 1927-28 and nothing was paid in 1928-29. The Blangad society was able to pay only Rs. 425 in 1928-29 besides a sum of Rs. 71-5-2 towards interest. It has yet to pay Rs. 500 towards the Government loan of Rs. 1,500. The Palapatti society remitted in 1928-29 Rs. 350 towards principal and Rs. 78-10-7 towards interest and has yet to pay Rs. 650. These societies would have been able to pay the full sum stipulated towards the Government loan, had it not been for a bad fishing season and the utilization of part of the money during the year for the renewal of nets, which had become unserviceable the previous year owing to constant use in capturing heavy shoals of mackerel. The practical experience gained in working these societies is invaluable. We are able to gauge what profits the fishermen are actually able to make and how far their economic condition is affected by a precarious industry. Experience also teaches us that the period of repayment should not be so short as three years as the instalments fixed make no allowance for the society

to accumulate funds for such purposes as repair and renewal of nets and the purchase of implements. For the organization of new societies on similar lines in future, the experience so far gained is a great asset. The intensive supervision that was exercised by the officers of the Fisheries Department over the working of these two societies is largely responsible for their success. They were constantly inspected by the Sub-Inspector and the Inspector of Fisheries and once in six months by the Assistant Director (Coast). The Inspectors of Co-operative Societies also did their periodical inspection.

The Deputy Registrar of Co-operative Societies not only visited Blangad and Palapatti before the societies were started and gave the members instructions as to their proper working, but also visited Blangad immediately after the close of the fisheries year and went through the books and accounts of the societies very carefully. He was so pleased with the working of the societies that he suggested the desirability of starting similar societies elsewhere both in Malabar and in the South Kanara districts. If we are able to get members to work in the societies who are not indebted to capitalists and if the period of repayment of Government loan is extended to five or six years, instead of three years, the successful working of the societies seems assured. For Rampinet operations, however, the loans that will have to be paid to the societies will be much larger, but the repayment will be in bigger instalments and the period of repayment need not be made longer. The question where similar societies can be started will be investigated by the Assistant Director (Coast) during the current year in consultation with the Deputy Registrar of Co-operative Societies.

2. INLAND.—The Karunthattangudi Society of Tanjore and the Muhammadan Fishermen Society of Trichinopoly referred to in the last annual report were given fishery leases during the year and they are working satisfactorily. The Kundukur fishermen society in Nellore District was registered in August 1928 and began work in June 1929. Through the kindness of the Deputy Registrar of Co-operative Societies, Bellary, a new society was started in the Kurnool District for the fishermen of Mandalam village; another for the fishermen of Amalapuram is in process of formation. The former was given the lease of the Tangadancha tank of the Kurnool-Cuddapah canal, while the latter which wanted the Siddapuram tank fishery could not take it owing to too much water in the tank

and the consequent impossibility of fishing it during the year. Their claim will be considered during the fishery sales.

The fishermen of Conjeeveram and Walajabad have petitioned for the organization of societies for their community. The matter is under correspondence with the Assistant Registrar of Co-operative Societies, Conjeeveram. The men are keen and arrangements will be made to form societies and lease out to them some local provincialized fishery of the Conjeeveram taluk.

As on the West Coast, the officers of the Co-operative Department find it difficult to form fishermen societies and supervise them for want of sufficient staff under them. The Deputy Registrar of Co-operative Societies, Trichinopoly and Bezwada, both expressed their difficulty and they are of opinion that a special Fishery Officer (to whom they promise all help) should be deputed to supervise the societies. The formation of societies for fisherman does not appear to be very difficult when once the men show their willingness, but in the absence of efficient supervision, at least in their incipient stage, no permanent good can result. Unless the accounts are closely scrutinized at constant intervals and the advantage of thrift is brought home to the members by constant advice and persuasion, the fishermen seem incapable of laying by anything. The Committee on Co-operation and Fisheries have both recommended the appointment of a special staff of Co-operative Inspectors under the Fisheries Department for this purpose both on the East and West Coasts. In Appendix V are given the provincialized fisheries leased out to the various fishermen co-operative societies together with the lease period and the amount.

C.—Other Socio-economic Work.

WEST COAST.—All the associations, the activities of which were reported in the previous report, are continuing their work. Now that the Government have sanctioned a scheme of temperance work, it is expected that the Sree Gnanodaya Temperance Association will be able to quicken its activities. The anniversary meeting of this association was held on 14th April 1929 and was presided over by Mr. N. N. Suvarna, B.A., B.L., a leading lawyer at Mangalore who is well known in co-operative circles. The Inspector of Fisheries, Mangalore, presided over a similar function at Bombay on 16th April 1929 where the fishermen of South Kanara who are employed and residing at Bombay have started an association called "The Mogaveera Clerk Union" and the "Vyasthapa Mandali". This is an association of 27 years standing. It

celebrated its silver Jubilee in 1927. The object of the society is the social amelioration of the community. It has also funds to grant scholarships for deserving students of the community. The association is running a night school for the South Kanara residents in Bombay where instruction up to III form standard is imparted. Commercial subjects also are taught in that school.

Useful social service work was done in Malabar by the officers of the Fisheries Department during the year. The Vellayil and South Beach welfare centres in which fishery officers are the leading spirits continued to do invaluable work. There was a daily average attendance of 165 children at both the centres. Medical treatment was given gratis to nearly 2,000 cases, lantern lectures on hookworm, drink and tobacco were given in the open air and on the road side. In one instance, after a lecture on nicotine danger, there was a bonfire of cigars and cigarettes and a large number of audience gave up using tobacco in any form thereafter. Free medical treatment once a week was also given at Pudiappa village to the local fishermen. A private night school was started by certain fishery officers at Calicut. A reading room was also opened at the Vellayil fishing village.

In the Thalayi fishing village, the local Sub-Inspector of Fisheries did a good deal of educative and social work. He assembled the villagers on the beach on bright evenings and read out to them useful and informative selections from Malayalam literature, translations from English works on sea and its products, story of the stars, alcohol and the human system, etc. Malayalam newspapers and Magazines were also read out to the people. The local fishermen co-operative society has made arrangements to start a reading room and a circulating library. A prayer hall is being built and a party of young men are being trained in western instrumental music to enable them to take part in marriage ceremonies and similar festive occasions. The Sub-Inspector is able to report that there are only about a dozen old men and four men below 40 years who are addicted to drink in this fishing village.

The Aryanjana Social Service League under the guidance of Mr. K. Sukumaran of the Fisheries Training Institute staff was very active during the year and did useful work improving the social and economic condition of fishermen.

In the Malabar District the fallure of the fishing season had deepened the economic depression of the fishing population. Although there was no starvation or acute distress, poverty and

indebtedness continued. The barren months were tided over by reckless borrowing and pledging or sale of household utensils and goods. The economic condition of the fisherfolk in the Ponnani taluk was not, however, so bad as in the rest of Malabar. Towards the middle of the fishing season, shoals of fish began to appear in this section. The sudden improvement in fishing that occurred during the middle of the season was responsible for good prices both for raw and cured fish. The fishermen of the Ponnani taluk, unlike those in other places, work in coconut plantations and in garden cultivation. Hence they did not feel so much the distress caused by the paucity of catches.

A fisherman of Chowghat passed the B.A. (Hons.) examination during the year. He is the first among the fishermen of the Ponnani taluk to secure that degree. Two other fisher-boys are prosecuting their studies in the B.A., and Intermediate classes with help from the Labour Department.

The relations between the officers of the department and the fishermen are becoming more and more cordial and intimate and except for a few educated fishermen who, to serve their own selfish interests, are fomenting discontent, the fishermen as a class appreciate the efforts of the department to improve their moral and material well-being.

EAST COAST.—The Assistant Director, Pearl and Chank Fisheries, is also doing socio-economic work among the fishermen in his jurisdiction. There was a dispute in Tuticorin between the vala-valai fishermen and the hook-line fishermen as to the place of landing the catches. Both the fishermen appealed to the Assistant Director to settle the dispute. A meeting was called for and the matter amicably settled. At Pinnakayal, the co-operative society started at the instance of the Assistant Director is working fairly satisfactorily.

All the divers employed under the Assistant Director, Pearl and Chank Fisheries, started a "Mahamai" (common fund) and contributed towards it at one full-sized chank per working day per diver. This amounted to Rs. 500 at the end of the season. The money is meant to be used for the common good of the divers, such as, sickness, help to invalidated divers, funeral expenses, etc. A committee was formed consisting of a president, secretary and treasurer and an executive committee of members amongst themselves. Regular meetings were held and proceedings

recorded. As usual, a coffee stall was opened and coffee supplied to divers at cost price as soon as they landed ashore. Though this could not stop drinking altogether, it did help the men to be temperate.

8. PROPAGANDA.

A.—Fisheries Exhibitions.

With a view to affording facilities for the "study of animal life" to the secondary school students, a set of Biological specimens in fluid prepared in the best museum style prepared by the Biological Specimen Supply Section was exhibited at the Provincial Educational Conference held at Chidambaram in December 1928.

The Inland Section participated in the following exhibitions during the year and several fishery appliances and live fish specimens were exhibited:—

- (1) the Park Fair Exhibition held in December; and
- (2) the West Godavari Exhibition at Bhimadolu held in June, during the District Co-operative Conference.

B.—Miscellaneous.

Advice.—Mr. W. Wise of Bombay was furnished with particulars about fishes suitable for stocking rivers and reservoirs.

Mr. E. N. House of the Puthuthottam estate, Anamalais was again supplied with 10 dozen Gourami fingerlings at a total cost of Rs. 170 for breeding, and the fish are reported to be thriving well.

The Honorary Secretary, Anamalais Game and Fishing Association, wanted the fingerlings of *Megalops*, a well-known sporting fish, for introduction on the Anamalais. This is a predaceous species which is not regularly bred in the fish farm. With difficulty 162 fingerlings were secured from brackish water in Madras and conditioned in a special way gradually varying the salinity of the water to fresh water and sent to the hills. The acclimatization, conditioning and transport was a great success attended with no casualty, notwithstanding the inclement weather which prevailed on the hills at the time. Seeing the fortunate results attending the first attempt, the Honorary Secretary has placed a second order for 2,000 *Megalops* which will be supplied this year.

Two wells in the compound of the Agricultural College, Coimbatore, were stocked again with 200 *Etrophus* and 1,000 *Aplocheilus*. The fish are reported to be thriving well.

Two thousand *Etrophus* were sent to the Deputy Chief Engineer, Loco Workshops, Freelandgunj, Panch Mahal District, Bombay Presidency. They were specially conditioned to stand the long journey of several days and sent in a special wagon in charge of a Fieldman. Up to Bombay, the fish seem to have travelled well, but during the journey from Bombay to Dohad, the weather became so cold that the unexpected fall in the temperature coupled with the jolts in the journey resulted in heavy mortality. Only about 100 fish could be released alive.

Fishery rights.—Government in their order No. 1632-I, dated 3rd July 1928, extended the application of G.O. No. 100-I, dated 20th February 1924, to the fisheries of new river canals and channels under construction or to be constructed by the Public Works Department.

Nilgiri Fisheries.—The Nilgiris Game Association, without reference to this department emptied the avalanche trout hatchery of the stock of breeders, apparently under the mistaken impression that the fish were too old. Stock trout often suffer from fungus disease in confinement, and the Association do not appear to have exercised the necessary care in turning out the hatchery stock into the streams. In consequence, anglers have complained of diseased fish in some of the streams, as well as the dearth of fish, directly due to the ill-advised closure of the hatchery. In view of the rapid decline of trout, the Association have resolved to re-start the hatchery this year with ova from England or New Zealand. Mahseer fishing in the closed area of the Bhavani as usual attracted a few fishermen. The avalanche trout hatchery which was in disrepair after the handing over of the same to the Nilgiris Game Association was renewed and placed in working condition at the request of the Nilgiris Game Association, in expectation of the arrival of trout ova from abroad.

Game protection.—Two cases of poaching were prosecuted and the accused were convicted and fined. In the leased area of the Bhavani, the President of the Fishermen Co-operative Society of Mettupalaiyam, who holds the lease was caught dynamiting fish. The accused were convicted by the Local Sub-Magistrate to pay a fine of Rs. 10, in default, simple imprisonment for two weeks. Further investigation and enquiry is proceeding.

9. FISH INDUSTRIES.

A.—At the Chaliyam Cannery.

As in the last three years, the Cannery continued closed with manufacture suspended.

The year opened with a balance of 3,162 tins of canned fish; 285 tins were taken to stock, 3,188 tins sold and 10 given away as samples. The number left at the close of the year was 249 tins.

The stocks of firewood and salt were sold; but the other stores, viz., tin plates, oil, empty containers, etc., could not be disposed of for want of reasonable offers.

B.—At the Tanur Experimental Station.

Purchase and manufacture.—20,499 lb. of fresh fish for curing was purchased for Rs. 684-15-10 (at an average price of 6'41 pies per lb.) against 81,675 lb. for Rs. 2,111-14-11 (at an average price of 4'96 pies per lb.) in the previous year. Of this 18,549 lb. were prawns, 1,505 lb. were podimeen and the remaining 445 lb. big fishes of different varieties. The difference in the rates paid and purchases made during the year is due to the season being poor. The total output for the year was 6,019 $\frac{1}{4}$ lb. cured fish, 3,774 $\frac{3}{4}$ lb. of fish meal and 60 lb. of manure valued at Rs. 1,337-15-6. No fish was purchased this year for making fish meal or fish-oil. 3,774 $\frac{3}{4}$ lb. of fish meal shown as output for the year was manufactured out of prawn shells and an old stock of cured "Podimeen."

Sales.—During the year 11,408 $\frac{1}{2}$ lb. of cured fish, 13,437 lb. of fish meal, 824 lb. of manure and 784 lb. of fish-oil and other miscellaneous articles were sold for Rs. 7,745-5-11. As usual the demand for semi-dried prawns was greater than the output. Private merchants do not take the trouble to manufacture semi-dried prawns as there does not seem to be a ready sale for them locally. The demand for other varieties, viz., mackerel, seer, shark, etc., was poor due to the inability of the station to undertake regular supplies. For the second class or cheaper variety of fish meal, there was a fairly good demand; but for want of stock many orders could not be complied with. Poultry breeders are not in favour of using mackerel meal on account of its higher price (4 annas a lb.). In future the manufacture of mackerel meal will have to be regulated according to the demand. The Hosur Cattle Farm is regularly taking about 600 to 700 lb. of mackerel meal a month and if this farm continues to take this quantity, the station can

safely manufacture about 10,000 lb. a year if mackerel is available and cheap. The sale of fish meal has shown an increase this year by about 2,000 lb. There is every prospect of getting a good market for this in India if the price is cut down to about 1½ annas a lb. which the present working cost will not permit. The proposal to introduce machinery for mass production when alone prices can be lowered and the great demand for tons at a time from outside met should await the appointment of a Fisheries Chemist and Engineer. 224 lb. of refined and 560 lb. of unrefined fish-oil purchased from the Kerala Soap Institute, Calicut, was disposed of to a Boot and Shoe Factory at Cawnpore and various Hunt Clubs after further refinement at the station. There were constant demands throughout the year for fish-oil and semi-dried prawns, but for want of stock many customers had to be disappointed.

Stock.—The year closed with a stock of 12 lb. cured fish and 5,000¾ lb. of fish meal of all sorts.

Factors limiting manufacture.—The fishing season was a very poor one. Sardines, the poor man's food, were conspicuous by their absence. They appeared only once. Mackerel which was available in large quantities during the last season was scarce in Malabar this year. The catches of prawns and big fishes were also poor. Big fishes make up about 20 per cent of the total catches; prawns about 12½ per cent, mackerel another 12½ per cent and miscellaneous small fishes the remaining 55 per cent. At Tanur for a fishing area of about 20 square miles and 150 pairs of boats and gear, the total catches for the year was roughly estimated at two lakhs of maunds valued at three lakhs of rupees for the whole year. Taking the population of fishermen at ten thousand, the average earnings per head per mensem comes to only Rs. 2-8-0 which is very poor. Poverty and distress was acute.

General.—The station worked at a loss of Rs. 2,447-1-6. The loss is mainly due to poor manufacture. The entire loss, however, is not really debitable to the Tanur station. The travelling allowance paid to the Research Assistant and the mechanic for their visits to the Cannery is not debitable to Tanur as this was due to the Research Assistant having charge of the Cannery. As recommended by Messrs. Fraser & Ross in 1924-25, the assets of the station should be revalued at an early opportunity. Slight alterations in the system of accounting also seem necessary.



Gutting of fish on board the Government Fisheries trawler "Lady Goschen."

The members of the Committee on Fisheries appointed by Government visited the station in July 1928.

C.—On board the trawler.

The trawler did the greater part of the experimental fishing at nights. This was both beneficial and convenient. It is well known that hauls by night yield more. The fish caught at night are not likely to taint in the absence of cold storage so rapidly as by day; they can be conveniently sent ashore early morning and sold. In the absence of harbours at most of the ports of call, there are no facilities for the trawler to approach the shore. For instance at Calicut, the trawler has to lie at anchor about 4 miles off the shore and at Tuticorin at 7 miles distance. For want of a refrigerator on board the trawler, quickness in landing the fish captured is an important factor for good sales. At present, much time is lost in hiring and employing private boats (dhonies) for landing the fish. As the trawler at present is engaged purely in research investigation and survey and not on experiments relating to preservation, transport or the best methods of marketing catches, she is not worked with the aim either of catching large quantities of fish when they are available or landing them at quick intervals and at suitable places for the market. Such fish as are in good condition whenever the trawler reaches a port are landed and sold in auction; otherwise they are cured on board for sale later. The trawler was engaged in fishing on 55 days. The average duration of a haul works to 3½ hours.

I append below a statement giving details of catches and their sale:—

Locality.	Season	Number of hauls.	Weight of fish.	Prices.
Calicut, Basas de Pedro Bank, Cochin and Cape Comorin.	November and December 1928.	30	18,643 lb. fresh and salted	RS. A. P. 97 15 0
Mangalore	December 1928.	10	8 757 lb. fresh (522 lb. salted).	78 4 0
Cape Comorin	March and April 1929.	22	10,573 lb. salted.	116 0 0
Calicut	April 1929.	13	10,429 lb. fresh.	268 14 0
Cape Comorin and north up to Tuticorin.	April and May 1929.	20	7,264 lb. salted.	146 7 0
		95	55,666 lb.	707 8 0

etc.—the Museum will provide the best training ground. He stated:—"In the above scheme of training no special reference has been made to taxonomic work. This is not, strictly speaking fisheries work at all and the permanent Director agrees with me in thinking that for some time at least it could be much more readily and economically done in a laboratory at the Museum than in the proposed fisheries laboratory. On the other hand, as it necessarily forms the basis of all fisheries research of a biological nature, it cannot be divorced from it. Such work will have to be done more or less continuously by all those engaged in such research, and will probably always be the first subject in which new recruits will have to be trained. I am convinced that co-operation in this will be beneficial both to the Fisheries Department and to the Museum, but as to how far it will be possible in actual practice, I am not at present able to offer an opinion. It is a matter which must be discussed at length with the permanent Director. Probably we can only ascertain it by the slow process of actual experiment with it. But even to experiment with it additional laboratory and storage accommodation at the Museum would be required." He discussed the scheme further with me. In view of the urgency to train the newly recruited Inspector of Fisheries, Mr. E. K. Madhavan and Research Assistant, Krusadai Island, Mr. V. John, Dr. Gravely has kindly undertaken to give them such training as the facilities in the Museum, at present, will permit.

A.--At Sea (Trawler).

Captain T. G. Cribb continued as the Assistant Director (Marine) till the 15th June 1929 on which date he proceeded to England on six months' leave. Captain Cribb's term of service has been extended for a further period of three years from 13th March 1929.

The staff for biological research on board the trawler still continues, as last year, to consist of a single Inspector. Mr. Ramaswami Nayudu, on the score of health and other inconvenience, desired a transfer. Mr. E. K. Madhavan, B.A., Research Assistant, West Hill, was therefore posted to the trawler. Whenever the trawler was not engaged in research work, the opportunity was taken to summon the Inspector to Madras, for training in taxonomy and other biological work. The trawler was away in Bombay from July to October 1928, in the Laccadives in January and February 1929 and again in Bombay since June 1929. The Inspector,



Marine Biological Station, Krusadai Island.

therefore, underwent training at the Museum for a period of nearly seven months. For a few weeks recently, he has also worked in my office room. He has, therefore, received a fair amount of training for the work which he will have to undertake in the newly equipped laboratory on board the trawler. In the course of the training, the collections made by the trawler in the deep-sea cruises were partly worked out. In pursuance of the proposals mentioned in the foregoing paragraph, Dr. Gravely, even after severing his connexion with this department, very kindly undertook to train Inspector Madhavan whenever he could work at the Museum.

B.—On Shore.

1. WEST HILL RESEARCH STATION, CALICUT.—Mr. M. Ramaswami Nayudu was in charge of the West Hill Research Station till January 1929 when he took leave and Mr. S. T. Moses took his place.

2. KRUSADAI ISLAND RESEARCH STATION.—On the appointment of Mr. S. T. Moses as acting Assistant Director of Fisheries (Inland) in September 1928, Mr. V. John, a Zoology graduate, was posted to Krusadai Island station. No progress was made during the year in the consideration of the schemes relating to the purchase of additional equipment for the station or the construction of an aquarium at Rameswaram.

3. MADRAS AQUARIUM.—The Laboratory Assistant Mr. M. K. Giriappa continued in charge of the aquarium.

4. PROPOSED RESEARCH STATION AND AQUARIUM AT VIZAGAPATAM.—No progress was made with the scheme.

C.—Inland.

HILSA INVESTIGATION.—During the year, it was finally decided that the Andhra University should shift from Bezwada to Vizagapatam. The site allocated to the University, therefore, is now available for the construction of Police lines. The Lock Bungalow when vacated by the Assistant Industrial Engineer has been assigned temporarily to the T.R.S. Section of the Public Works Department who are now in occupation. As there is every chance of the building falling vacant when that office shifts, no steps were taken for the construction of a new hatchery building in the compound of the Lock Bungalow for the location of a hatchery.

2. TECHNOLOGICAL.

A.—Tanur Experimental Station.

The Tanur Station is a quasi-commercial concern. The accounts are maintained on commercial lines. The Research Assistant, Mr. O. Sankaranarayana Menon, was found incompetent to manage the business side of the station and had to be substituted by an officer with a knowledge of commercial accounts and business methods. Accordingly Mr. T. P. Baratan, Superintendent of the Chaliyam Cannery, was appointed temporarily to Tanur on 4th September 1928. The research in several directions at this station has reached a point where the expert attention of a Bio-Chemist and Engineer is required. I have urged for the appointment of a Bio-Chemist for the station.

B.—Chaliyam Cannery.

The Chaliyam Cannery continued closed throughout the year and the skeleton staff entertained at the station consisted of—

- 1 Clerk.
- 1 Watchman.
- 2 Coolies.

The oval dies which were got repaired in England were found, on trial, by the Industrial Engineer to require further alterations. The stamping of the tins by the dies is still unsatisfactory. The matter is receiving the attention of the Industrial Engineer.

3. EDUCATIONAL.

Fisheries Training Institute.—The Third Assistant Mr. M. Kunhi-anandan left the Institute on 9th August 1929, on transfer to the office of the Assistant Director (Coast) and Mr. A. G. Spadigam, the Headmaster of the Madapalli School, took his place. The classes in Elementary Biology were conducted as usual by the Research Assistant, West Hill. The model school shed erected in the previous year was provided with masonry walls at a cost of Rs. 475. The school building measures 100 feet by 20 feet with a 5 feet verandah on one side and was occupied on 24th January 1929. The old building, which belonged to the Calicut Municipality, was handed back to the Municipal authorities to be used as a dispensary in the fishermen quarters. The Headmaster's office (an enclosure on the verandah of the Fisheries Training Institute main building) was provided with masonry walls at a cost of Rs. 196. Proposals for constructing a net-room, a store room,

sheds for model oil and guano and canning and refrigeration plants and a building for the hostel and for the acquisition of a playground are under consideration. On 31st December 1928, the hostel which was located in a rented building was shifted to a large building which was available for the same rent.

Fifty-two English and 18 Malayalam books were purchased during the year for the Fisheries Training Institute library. A classified catalogue has been prepared and the question of printing it is under consideration. As the number of secondary students is increasing year by year, attention has been paid to stocking the library with English books suitable to their needs. The books purchased this year include some standard text-books on navigation, the teaching of which has been introduced in the Institute.

A set of preserved specimens of the common marine animals was supplied by the Specimen Supply Section, Ennur, at a cost of Rs. 129. A set of seventeen physiological models costing Rs. 394-8-0 was also purchased. Other apparatus bought in the year include six sets of carpentry tools, one paithu vala and one chala vala. As the maps purchased immediately after the institute was started had become worn out by constant use, a new set of maps was bought.

4. STEAM AND MOTOR VESSELS.

"*Lady Goschen*."—The trawler was sent to Bombay in June 1928 for inspection by the Royal Indian Marine Dockyard and for the preparation of estimates for the proposed alterations and equipment. The annual overhaul of this vessel including sundry repairs to the engine and boiler was carried out by the dockyard at a total cost of Rs. 18,631. The vessel returned to Tuticorin on 5th November 1928. Meantime, the Government ordered in October 1928 that, till provision was made for alterations in the budget for 1929-30, the trawler should be used for fishery research, deep-sea fishing experiments and the inspection of the Laccadive Islands only and not for salt transport. The work of towing schooners loaded with salt from Tuticorin to the ports of the West Coast was, therefore, eliminated from the trawler's programme and her services were solely devoted to the continuation of the research work commenced in the previous year. Thus, between 5th November 1928 and 15th May 1929, the trawler was engaged in fishing cruises excepting the period between 7th January 1929 to 15th February 1929 when her services were utilized by the Revenue

Department for the inspection of the Laccadive Islands. As there is no accommodation on board the trawler for the inspection party, while there is on the "Lady Nicholson," at the suggestion of Dr. Gravely, Government decided that the latter should be utilized for accommodating the inspecting officers and be taken in tow by the "Lady Goschen" to the islands. This arrangement seems to have worked satisfactorily.

Captain Cribb was examined and the trawler inspected by the Members of the Committee on Fisheries at Krusadai Island from 15th to 26th May 1929.

Additions and alterations to the trawler.—Government provided Rs. 76,000 in the budget for 1929-30 towards the cost of additions and alterations to the trawler at the Royal Indian Marine Dockyards, Bombay, whose estimate was Rs. 99,819. The alterations and additions to the trawler finally decided on were as follows:—

	RS.
(1) Port lights in forecastle on port and starboard sides ; to provide improved ventilation for the forecastle	737
(2) To convert the present Master's cabin into a laboratory, the wheel house on the top of cabin into a Master's cabin and shift the wheel house to the extended deck over the trawl winch	7,475
(3) Engine room sky light to be raised to the height of the galley top and provided with two port lights on either side and usual engine room sky lights to provide for better ventilation to the engine room	649
(4) The lower deck house to be extended aft for a distance of 6 feet and built up from the main deck and an extended upper deck to be erected from the mizzen mast aft to the taffrail, extending from rail to rail for the construction of two cabins, a dining saloon and lavatory or a single saloon with accommodation for 3 officers and a bath room and lavatory	17,163
(5) Construction of crew's galley between the stern and upper deck at the taffrail	626
(6) Two life boats built in teakwood complete with derrick for hauling on engine room casting, for accommodating a crew of 28 men in case of an accident	3,575

(7) Two M.S. water tanks each of 1,500 gallons to be fitted in the after cabin lower deck ...	Rs. 5,500
(8) Rearrangement of tiller to rudder ...	462
(9) Alterations and additions to ship's electrical installations consequent on structural altera- tions	5,936

The above items amount to Rs. 44,123. The installation of a refrigerator and cold store on board the trawler estimated by the Royal Indian Marine at Rs. 51,806 has been postponed for the present by Government on my advice. The Assistant Director (Marine) and I as well as the local refrigeration engineers at Madras and Colombo, entertain serious doubts as to the need for so elaborate and expensive an installation as the one recommended by the Royal Indian Marine. We believe that, if fish was not to be kept for too long a period, it was sufficient to chill than actually freeze them. As the trawler is not likely to keep fish on board for even a fortnight (unlike trawlers in Europe which have to keep fish for prolonged periods), an expensive freezing plant of the kind estimated for by the dockyard is likely to prove altogether superfluous besides hampering the vessel in other ways. Further, refrigeration on board the trawler is required to preserve the catches fresh and obtain for them the best market-value when sold. The trawler at present is engaged purely in research, investigation and survey. She is not concerned at present with questions of preservation, transport or the best methods of marketing catches except where this is compatible with the conduct of research and survey and the absence of a refrigeration plant would not materially handicap the work of the trawler for the present. I, therefore, recommended to Government that the provision of a cold storage plant on board the trawler might be postponed to a later date when we should be in a better position to decide on the exact nature of the refrigerating plant required.

The crew recruited from Tuticorin in October 1927 are still continuing with few changes necessitated by illness. In the absence of the Captain on leave out of India, the vessel is at the dockyards, Bombay, undergoing repairs and only a skeleton crew has been retained.

"*Lady Nicholson*."—She was engaged for inspection of pearl banks during October-November 1928 and March-April 1929 and was lent to the Revenue Department for the inspection of the Laccadive Islands from 8th January to 15th February 1929.

The charges on account of this trip amounted to Rs. 3,602 and have since been recovered from the Revenue Department by adjustment. In accordance with the orders of Government that the vessel should be docked annually (vide Development Memorandum No. 1544-II/27-3, dated 29th June 1927), after her return from the Laccadives she was taken to Colombo for bottom cleaning. The docking and cleaning charges amounted to Rs. 897-3-9. The total charges of maintenance came to Rs. 12,717-1-6. Deducting the recovery made from the Revenue Department, viz., Rs. 3,602, the charges amounted to Rs. 9,115-1-6 against Rs. 10,964-9-11 during 1927-28.

"*Leverett*."—She was in actual service during the Tuticorin Chank Fishery. The cost of her upkeep amounted to Rs. 4,143-0-4 against Rs. 4,976-10-4 in 1927-28. She was in active commission for 154 days and was also employed in patrolling the chank beds in the vicinity of the southern border of the Ramnad Coast.

"*Sea Scout*."—During the season under report, she was engaged mainly for towage of chank canoes. She was in active commission for 125 days. Her upkeep came to Rs. 4,786-2-8 against Rs. 3,536-10-0 in 1927-28. Prior to 1928-29, this vessel had only a skeleton crew. The services of the crew of other vessels were utilized whenever there was need; but, Government in their Order Mis. No. 1849, Development, dated 1st November 1928, restored the full complement of crew for a period of one year. This accounts for the increase in the cost of her upkeep, while a corresponding saving has resulted in the case of "*Sutherland*" and "*Pearl*." As this vessel is required for the Tinnevely Chank Fishery for towage work, the permanent entertainment of the full crew is necessary.

"*Sutherland*."—Her engine has been condemned and dismantled. Her maintenance charges amounted to Rs. 210-2-4 against Rs. 1,118-14-11 in the previous year.

"*Pearl*."—Till a decision as regards the minimum fleet of motor vessels and boats required by the department is arrived at, the Government sanctioned the employment of a skeleton crew for this vessel. Her upkeep cost the department Rs. 770-9-4 against Rs. 2,462-8-6 in 1927-28. She was used as a tender to the "*Lady Goschen*" whenever the trawler was in Tuticorin Harbour. She will have to be continued on this duty till the trawler is provided with a motor boat for landing crew and cargo at ports and for conducting the fishing experiments with seine and drift nets and long lines. Vide page 9.

5. ADMINISTRATIVE.

A list of the Gazetted Staff of the Department is given in Appendix I.

A.—Director's Office.

Director.—During my absence on leave from 8th June 1928, Dr. F. H. Gravely, D.Sc., Superintendent, Government Museum, acted as Director up to 1st March 1929 when I resumed charge.

Personal Assistant.—Dr. D. W. Devanesan, M.A., Ph.D., continued as Personal Assistant except for a short period when he went on leave from 3rd May 1929 up to the 30th June 1929 during which period M.R.Ry. M. Ramaswami Nayudu, Research Assistant, Krusadai Island, acted for him. There was no other change in the staff.

B.—West Coast.

Assistant Director.—M.R.Ry. U. Karunakara Menon Avargal B.A., continued as Assistant Director throughout the year.

Inspectors.—Mr. U. Nagappa, Mr. A. K. Krishnan and Mr. K. Ambady were in charge of the South Kanara, Central, and Ponnani sections, respectively, throughout the year.

Mr. K. Gopalan Nayar, a Sub-Inspector, was promoted as Inspector of Fisheries and deputed to the Laccadives for six weeks from 22nd January 1929. He proceeded to the Laccadives with the Inspection Party on the night of that date on board the "Lady Nicholson" and returned in a country boat which reached Manjeshwar on 5th March 1929.

C.—East Coast (South).

M.R.Ry. Rao Bahadur J. A. Fernandez Avargal, continued as Assistant Director, Pearl and Chank Fisheries, Tuticorin. In G.O. Mis. No. 978, Development, dated 7th June 1929, the Government directed that the designation of the "Superintendent, Pearl and Chank Fisheries" should be altered to "Assistant Director, Pearl and Chank Fisheries."

Inspector.—In connexion with the investigation of the chank beds off the Tanjore Coast, an Inspector of Fisheries on Rs. 70—250 has been sanctioned by Government from 1st July 1929 for two years in G.O. Mis. No. 602, Development, dated 27th March 1929.

D.—East Coast (North).

Inspector.—M.R.Ry. M. Jayaram Nayudu continued to be the Inspector of Fisheries.

Office accommodation.—Though the building occupied by the present office of the District Registrar of Vizagapatam has been assigned by the Collector for the location of the Inspector's office, it has not still been vacated for occupation with the result that great difficulty is felt in conducting the office in the present building which is narrow, damp and ill-ventilated. The white ant pest is so great especially during the damp weather that nothing could be kept on the floor without being damaged.

E.—East Coast (Central).

Assistant Director.—M.R.Ry. C. G. Chakrapani Ayyangar Avargal, Assistant Director (Inland), was granted leave on average pay from 18th September to 21st November 1928, and Mr. S. T. Moses, M.A., Research Assistant, Government Fisheries Station, West Hill, acted for him.

Fish farms—Sunkesula.—Owing to the postponement of the installation of an oil-engine at Sunkesula sanctioned in G.O. Mis. No. 464, Development, dated 13th March 1928, and the drying up of the Mopad Farm, the Sunkesula stock could not be distributed and the congestion at Sunkesula farm continues. Some of the provincialized waters in the Ceded Districts were stocked from this farm during the year. Mr. Finlow, Director of Agriculture, Bengal, paid a visit to the farm in January and was impressed with it and took notes of the method of working the farm, the fish bred there, etc.

Præma.—All the four ponds were stocked with gourami from the crowded ponds at Sunkesula.

The objection raised by the ryots of the Kadamalakalva village to the diversion of the Biruvani spring water to the Præma fish ponds was investigated. Owing to good rains during the year, agricultural interests were not affected by the supply of water to the farm. But as the ryots cannot always depend upon good seasonal rains, the question of alterations to the fish ponds to ensure a good supply for irrigation is engaging attention.

The quarters for the Sub-Assistant Inspector and staff do not provide the necessary conveniences. Some necessary additions and alterations are being made to them.

Ippur.—The buildings which were damaged by storm and which could not be repaired last year, were restored during the

year at a cost of Rs. 808. The store shed at Nellore which collapsed during the cyclone of 1927 was also rebuilt at a cost of Rs. 740.

There were some defects in the construction of this farm which called for remedies. Due to other important work, I have not been able to visit the farm and decide on the required alterations. The ponds are several acres in extent and this is one of the suspected reasons for the failure of gourami to breed freely at Ippur. The free flow of water and with it the coarse fish into the ponds without a silting or filtering reservoir and the absence of a wire net on the bund to exclude the predaceous murrel and large frogs from climbing over the bund from the surrounding Ippur Kamini tank have also had a prominent share in preventing the prolific multiplication of the gourami. The smaller ponds constructed as well as the other remedial measures adopted so far have not successfully overcome the difficulties. I hope to visit the farm and decide on the remedies to be adopted this year. During the year, the water level in the ponds went so low as to jeopardise the life of the gourami. By baling the small quantity of water available in one pond into the gourami pond, the danger was temporarily averted. The fish were found breeding and some 25 young gourami 1" \times 1½" were found.

Perambur.—The small pond is much congested and unless the stock is thinned out, breeding cannot be satisfactory. There are about 130 gourami of which more than 100 are very big ones and about 10 to 14 years old.

Though the Government have approved of the transfer of this farm to Chetput, the scheme was postponed pending receipt of the report of the Committee on Fisheries.

Vellore Fort Moat.—The northern section which contains marketable fish and another section which contains gourami had sufficient water-supply. Catla and etroplus grow splendidly in this farm. The right of catching fish in the northern section and in two other sections and the right of collecting grass in all the sections and lotus leaves in three sections (Gourami section excluded) was as usual auctioned in March. There was keen competition owing to the presence of big catla in the moat and the highest bid rose to Rs. 2,465 against Rs. 1,730 in the previous year. The grass and lotus leaves by themselves would have fetched only Rs. 500 to Rs. 700. The cost of stocking the moat with catla during the year was only Rs. 137.

Owing to good feeding due to the presence of luxuriant growth of lotus, gourami introduced are thriving exceptionally well and during the breeding seasons, a large number of nests were always in evidence. If this section alone is leased out, there is a probability of its fetching between Rs. 1,500 and Rs. 2,000. The Hon'ble Minister for Development paid a visit to the farm during the year.

Mopad.—All the constructional defects referred to in the previous report were rectified.

With the exception of six ponds which were brought into working order the rest could not be utilized during the year owing to failure of water-supply in the reservoir in January. The north-east monsoon failed in and around Mopad. The water-supply in the fish ponds became precarious in November; in January there was only a fortnight's supply and in February the farm work had to be abandoned and the fish had to be transferred elsewhere.

The provincialized waters in the taluks of Atmakur and Kanigiri were stocked with fish from here as they did not receive any appreciable supply of water during the monsoon.

A few of the members of the Committee on Fisheries visited the farm during the year. They were impressed with the success of the new fishing methods developed and by the fact that the scheme has materially added to food supply in the dry tract of country and has made fish available throughout the year in the markets all round.

Chingleput Fort Moat.—The work of rectifying the constructional defects of the farm was not undertaken by the Public Works Department, owing to the objection raised by the landholders under the Kolavoy tank to the putting up of a loose stone wall in front of the main sluice. Since the revenue authorities supported the ryots, the idea of having a stone wall in front of the main sluice was abandoned and it has been decided in consultation with the Public Works Department to have it only in front of the sluice in the first cross bund, through which water flows into the fish ponds; for this there is no objection. The matter stands here and it is hoped that the Public Works Department will resume work without further delay.

I have the honour to be,

Sir,

Your most obedient servant,

B. SUNDARA RAJ,

Director of Fisheries.

FISHERIES DEPARTMENT

77

APPENDIX I.

Staff of the Fisheries Department.

Post.	Incumbent.	Period.
Director	Dr. F. H. Gravely ...	1st July 1928 to 1st March 1929.
	Dr. B. Sundara Raj ...	2nd March 1929 to 30th June 1929.
Assistant Director (Marine).	Captain T. G. Cribb ...	1st July 1928 to 14th June 1929. On leave for six months from 15th June 1929.
Assistant Director (Coast)...	M.R.Ry. U. Karunakara Menon Avargal.	1st July 1928 to 30th June 1929.
Assistant Director (Inland).	M.R.Ry. C. G. Chakrapani Ayyangar Avargal.	1st July to 17th September 1928 and 22nd November 1928 to 30th June 1929.
	M.R.Ry. S. T. Moses Avargal.	18th September 1928 to 21st November 1928.
Assistant Director, Pearl and Chank Fisheries.	M.R.Ry. Rao Bahadur J. A. Fernandez Avargal.	1st July 1928 to 30th June 1929.

APPENDIX II.—FINANCIAL STATEMENTS.

STATEMENT I.—Summary of Expenditure and Revenue of the Fisheries Department for 1928-29.

Particulars.	Expenditure.			Revenue.			Difference.			
	RS.	A.	P.	RS.	A.	P.	RS.	A.	P.	
I. Direction	32,729	12	9			-	32,729	12	9
II. Superintendent, Pearl and Chank Fisheries ...	91,212	2	2	1,91,408	0	5	+	1,00,195	14	3
III. Assistant Director (Marine)	81,364	8	3	16,100	3	10	-	65,264	4	5
IV. Assistant Director (Coast)	10,692	10	6	197	1	0	-	10,495	9	6
V. Church Island Fish-curing Station	463	9	11			-	463	9	11
VI. Tanur Station	10,251	15	3	7,804	13	9	-	2,447	1	6
VII. Fisheries Training Institute	16,218	11	3	256	10	9	-	15,962	0	6
VIII. Schools for fishermen ...	45,487	7	11	1	11	0	-	45,485	12	11
IX. Assistant Director (Inland)	1,05,471	9	0	1,13,351	6	1	+	7,879	13	1
Nilgiri fisheries	5,661	14	7	591	0	0	-	5,070	14	7
X. Oyster Farm, Pulicat	934	8	11	120	14	0	-	813	10	11
XI. Aquarium	6,905	10	2	8,178	6	0	+	1,272	11	10
XII. Marine Biological Section—										
(a) Zoological Supply Section, Ennore	5,677	12	5	3,747	12	0	-	1,930	0	5
(b) Research Section, West Hill.	6,330	4	11	1	8	0	-	6,328	12	11
(c) Research Section, Krusadai Island ..	3,767	9	8	226	6	0	-	3,541	3	8
XIII. Fish-curing yards—										
(a) Voted	4,31,937	4	2	3,99,557	8	1	-	32,379	12	1
(b) Non-voted—Agathi Island	903	4	7			-	903	4	7
Fisheries Cannery (1st April 1928 to 31st March 1929).	6,825	10	8	1,201	1	8	-	5,624	9	0
Total	8,62,836	7	1	7,42,744	6	7	-	1,20,092	0	6

APPENDIX II—cont.
STATEMENT 2.—Details of Expenditure.

Particulars.	Salaries.			Establishment.			Allowances.			Supplies and services.			Contingencies.			Total.							
	RS.	A.	P.	RS.	A.	P.	RS.	A.	P.	RS.	A.	P.	RS.	A.	P.	RS.	A.	P.					
i. Direction	(1)	10,601	8	7	13,013	11	0	(2)	3,725	4	9	...	{	5,064	14	5	}	32,729	12	9			
ii. Superintendent, Pearl and Chank Fisheries	(3)	3,289	9	2	(4)	15,465	9	5	(5)	816	8	1	67,734	4	7	3,906					2	11	91,212
iii. Assistant Director (Marine)		10,200	0	0		13,451	5	0		3,855	13	0		53,079	3	3		778	3	0	81,364	8	3
iv. Do. (Coast)	(6)	3,848	9	3		2,762	4	0		2,093	4	0		...				1,988	9	3	10,692	10	6
v. Church Island Fish-curing Station				254	8	11		209	1	0	463	9	11
vi. Tanur Station	(7)	549	12	9	(8)	1,235	10	6		292	7	0		6,924	15	0		1,249	2	0	10,251	15	3
vii. Fisheries Training Institute				6,199	2	0		564	6	0		5,792	15	2		3,662	4	1	16,218	11	3
viii. Schools for fishermen				35,795	8	0		238	4	0		1,984	15	3		7,468	12	8	45,487	7	11
ix. Assistant Director (Inland)		4,676	15	0		13,088	3	0		8,076	13	0		76,172	3	5		3,457	6	7	1,05,471	9	0
Nilgiri fisheries				2,534	3	0		1,950	0	0		...				1,177	11	7	5,661	14	7
x. Oyster Farm			(9)	266	11	9		...				486	7	3		181	5	11	934	8	11
xi. Aquarium				2,381	1	0		...				1,318	13	6		3,205	11	8	6,905	10	2
xii. Marine Biological Section—																							
(a) Zoological Supply Section, Ennur.			(10)	3,419	5	3		227	8	0		1,364	9	2		666	6	0	5,677	12	5
(b) Research Section, West Hill			(11)	4,756	1	6		321	5	0		707	9	3		345	5	2	6,330	4	11
(c) Research Section, Krusadai Island				2,563	11	0		381	12	0		452	12	11		369	5	9	3,767	9	8
xiii. Fish-curing yards, Voted	(12)	1,060	13	3	(13)	89,307	14	4	(14)	10,938	7	6		3,01,244	0	0		29,386	1	1	4,31,937	4	2
Do Non-voted (Agathi)				218	11	0		220	12	0		235	11	7		228	2	0	903	4	7
Fisheries Cannery (for year ending 31st March 1929).			(15)	799	10	9		1	14	0		5,914	5	11		109	12	0	6,825	10	8
Total		34,227	4	0		2,07,258	10	6		33,904	6	4		5,23,667	7	2		63,778	11	1	8,62,836	7	1

FISHERIES DEPARTMENT

297

(1) Excludes Rs. 107-1-5 being 1 per cent of the salary of the Director debited to the Chank Fisheries.
 (2) Excludes Rs. 23-10-2 being 1 per cent of the travelling allowance of the Director debited to Chank Fisheries.
 (3) Includes Rs. 107-1-5 being 1 per cent of the salary of the Director and excludes Rs. 1,060-13-3 being 25 per cent of the salary of the Assistant Director, Pearl and Chank Fisheries, debited to Fish-curing yards.
 (4) Includes Rs. 1,035-0-5 being leave and pensionary contribution of the permanent staff.
 (5) Includes Rs. 23-10-1 being 1 per cent of the travelling allowance of the Director and excludes Rs. 96-7-0 being 25 per cent of the travelling allowance of the Assistant Director, Pearl and Chank Fisheries.
 (6) Excludes 12½ per cent of the salary of the Assistant Director of Fisheries (Coast) debited to Tanur Station.
 (7) Represents 12½ per cent of the salary of the Assistant Director (Coast).

(8) Excludes 50 per cent of the pay of the Tanur Establishment debited to Research.
 (9) Represents 25 per cent of the pay of the Laboratory Assistant, Ennur.
 (10) Excludes 25 per cent of the pay of the Laboratory Assistant, Ennur, debited to Oyster Farm.
 (11) Includes Rs. 1,235-10-6 being 50 per cent of the pay of the Tanur Establishment and Rs. 867-7-0 being 50 per cent of the pay of the Inspector of Fisheries, Vizagapatnam.
 (12) Represents 25 per cent of the salary of the Assistant Director, Pearl and Chank Fisheries.
 (13) Excludes 50 per cent of the pay of the Inspector of Fisheries, Vizagapatnam, debited to Research but includes Rs. 7,226-6-4 for pensionary contribution in respect of permanent establishment.
 (14) Includes 25 per cent of the travelling allowance of the Assistant Director, Pearl and Chank Fisheries.
 (15) Includes Rs. 69-10-9 being leave and pensionary contribution.

APPENDIX II—cont.

STATEMENT 3.—Details of Supplies and Services.

Sub-head.	Amount.
	RS. A. P.
(ii) Superintendent, Pearl and Chank Fisheries—	
A. Chank fisheries—	
(1) Tinnevely chank fisheries	47,288 2 1
(2) Rāmnād chank fisheries	710 0 5
(3) Beche-de-mer fisheries	1,054 9 9
B. Pearl fisheries—	
(1) Examination of pearl banks	1,537 0 9
(2) Pamban pearl farm	391 10 6
(3) Pearl fishery charges	1,801 7 11
C. Fisheries vessels—	
(1) "Lady Nicholson"	8,005 0 6
(2) "Sutherland"	33 2 4
(3) "Leverett"	2,746 15 4
(4) "Pearl"	337 6 4
(5) "Sea Scout"	3,828 12 8
	<hr/>
	67,734 4 7
	<hr/>
(iii) Assistant Director (Marine)—	
Apparatus and materials	423 7 9
Coal, oil and fuel	19,600 10 6
Provision allowance	4,599 0 0
Deck stores	4,660 13 4
Engine stores	700 4 0
Water	491 7 8
Repairs	20,708 12 9
Pilots	326 10 8
Miscellaneous	1,056 10 2
Customs duty	60 2 0
Europe stores—trawl nets	451 4 5
	<hr/>
	53,079 3 3

Sub-head.	Amount.
	RS. A. P.
(ix) Assistant Director (Inland)—	
A. Tank stocking—	
(1) Compensation to District Boards	61,764 7 0
(2) Stocking of tanks	2,831 11 0
(3) Chingleput tank stocking scheme	617 10 3
(4) Nellore tank stocking scheme	1,073 2 9
B. Other works—	
(1) Sunkesula fish farm	4,129 15 7
(2) Ippur fish farm	1,106 8 3
(3) Powder Factory fish farm	542 6 3
(4) Chingleput Fort moat fish farm	335 10 0
(5) Vellore Fort moat fish farm	417 8 0
(6) Mopad fish farm	2,155 9 4
(7) House boat maintenance	291 14 9
(8) Nallamalais scheme	803 14 3
(9) Hilsa hatchery experiments	51 14 0
	<hr/>
	76,172 3 5
	<hr/>
(xiii) Fish-curing yards—	
(1) Purchase of salt	41,008 2 4
(2) Charges for conveyance of salt	13,114 1 5
(3) Export and import of salt	1,30,629 3 3
(4) Apparatus and materials	24,115 4 0
(5) Clothing and equipment	2,796 12 7
(6) Opening stock of salt on hand on 1st July 1928	89,580 8 5
	<hr/>
	3,01,244 0 0

APPENDIX II--cont.

STATEMENT 4.—Details of Revenue.

Sub-head.	Amount. RS. A. P.
(ii) Superintendent, Pearl and Chank Fisheries—	
(1) Revenue from all chank fisheries including Beche-de-mer fishery as per Statement No. 5, Appendix II	1,80,056 3 9
(2) Revenue from Pearl fishery section as per Statement No. 6, Appendix II	8,654 14 8
(3) Revenue from lease of right of fishing in salt factory channels	2,696 14 0
	<hr/>
	1,91,408 0 5
(iii) Assistant Director (Marine)—	
(a) Deep sea fishing receipts	1,085 3 10
(b) Charges on account of utilising the services of Lady Goschen recovered from the Revenue Department	15,015 0 0
	<hr/>
	16,100 3 10
(iv) Assistant Director (Coast)—	
Miscellaneous receipts	197 1 0
(vii) Fisheries Training Institute—	
Miscellaneous receipts	256 10 9
(viii) Schools for fishermen—	
Miscellaneous receipts	1 11 0
(ix) Assistant Director (Inland)—	
(1) Rentals from Cauvery, Celeroon, tanks and canals	79,785 14 4
(2) Rentals from the tanks in the Chingleput district	8,087 13 4
(3) Rentals from the tanks in the Nellore district.	12,385 13 4

Sub-head.	Amount. RS. A. P.
(ix) Assistant Director (Inland)—cont.	
(4) Rentals from tanks and canals in other districts.	7,528 7 0
(5) Receipts from fish farms by sale of fish, grass and miscellaneous receipts including rent of buildings	5,563 6 1
	<hr/>
	1,13,351 6 1
(x) Oyster Farm—	
Sale of oyster shell grit	120 14 0
(xi) Aquarium—	
(1) Gate collections	7,604 7 0
(2) Sale-proceeds of guides, picture post-cards, etc.	167 4 0
(3) Aquarium shop rental	406 11 0
	<hr/>
	8,178 6 0
(xii) Marine Biological Section—	
(1) Zoological supply section, Ennur—	
Sale of zoological specimens	3,631 9 0
Sale of Turtles	56 3 0
Rent recovered from the Research Assistant, Ennur, for occupation of Ennur bungalow	60 0 0
	<hr/>
	3,747 12 0
(2) Research Station, West Hill—	
Miscellaneous receipts	1 8 0
(3) Research Station Krusadai Island (Sale of Turtles)	226 6 0

APPENDIX II—cont.

STATEMENT 5.—Expenditure and Revenue Account of the Chank and Beche-de-mer Fisheries for the season 1928-29.

EXPENDITURE.	Amount.			REVENUE.	Amount.		
	RS.	A.	P.		RS.	A.	P.
Chank Fisheries—				By value of Chanks			
Tinnevelly	60,094	12	8	fished—			
Rāmnād	1,399	13	5	Tinnevelly	1,68,919	12	10
Sivaganga	Rāmnād
Leased chank fisheries...	Sivaganga
Beche-de-mer fishery	Beche-de-mer fishery.	1,518	5	4
Contingencies				Chank rentals realized—			
incurred during 1927-28				Tanjore district ...	6,811	0	0
brought forward to this				South Arcot district	1,670	0	0
season ... 968 15 7				Chingleput and Nellore districts	1,003	5	4
Contingencies incurred during current season ... 85 10 2	1,054	9	9	Miscellaneous receipts	133	12	3
Leave and pensionary contribution ...	690	0	3				
Interest on capital outlay	2,329	4	9				
Depreciation on fixed assets	4,181	5	4				
Supervision charges—							
50 per cent of the pay and travelling allowance of the Assistant Director, Pearl and Chank Fisheries ...	2,314	8	6				
Direction charges—1 per cent of pay and travelling allowance of the Director ...	130	11	6				
Law charges: Fees to Government Pleader in connexion with the petition of Mr. J. B. Dutt and Sons of Dacca to contend the decree in the Rāmnād Sub-Court	50	0	0				
	72,245	2	2				
Balance	1,07,811	1	7				
Total	1,80,056	3	9	Total	1,80,056	3	9

APPENDIX II—cont.

STATEMENT 6.—Trading and Profit and Loss Account of the Pearl Fisheries of the season 1928-29.

EXPENDITURE.				REVENUE.									
	Amount.			Amount.				Amount.			Amount.		
	RS.	A.	P.	RS.	A.	P.		RS.	A.	P.	RS.	A.	P.
Examination of the Pearl Banks ...	1,537	0	9				Miscellaneous receipts such as sale of old gunnies, buildings at the Pearl fishery camp, empty oyster shells, hospital linen, medicines, etc.	4,524	9	8			
Pamban Pearl Farm—Running expenses	391	10	6				Rental for the usufruct of Krusadai Island coconut trees	150	0	0			
Contingencies	1,290	4	0				By adjustments—						
Pay and travelling allowance of the establishment	2,180	6	0				Loan of fisheries vessels to Assistant Director (Marine) during 1927-28 and adjusted in 1928-29	347	11	0			
Pay, travelling allowance and running expenses of motor launches, Leverett and Sea Scout	1,785	13	5				Cost of pipes supplied to the Research Assistant, Ennur	30	10	0			
Share of running expenses (pay, travelling allowance and contingencies) of fisheries vessel "Lady Nicholson,"	8,478	1	0				Charges on account of utilizing the services of "Lady Nicholson" for the Inspection of Laccadive Islands recovered from the Revenue Department	3,602	0	0			
Leave and pension contribution of permanent staff	345	0	2										
Interest on capital outlay													
Depreciation on fixed assets	3,847	10	2										
Supervision charges—25 per cent of pay and travelling allowance of the Assistant Director, Pearl and Chank Fisheries	1,157	4	3										
				21,013	2	3					18,654	14	8
Less value of expendible stores on hand				2,046	2	3	Net loss				10,312	1	4
Total				18,967	0	0	Total				18,967	0	0

FISHERIES DEPARTMENT

APPENDIX II—cont.

STATEMENT 7.—Trading Account of the Tanor Station for the year ending 30th June 1929.

Particulars.	Amount.			Particulars.	Amount.						
	RS.	A.	P.		RS.	A.	P.				
To stock—30th June 1928.	RS.	A.	P.	By sales—	RS.	A.	P.				
Cured fish	960	4	7	Cured fish	2,898	14	1				
Fish meal	2,587	13	4	Fish meal	2,884	9	0				
Fish-oil and guano	53	10	8	Fish-oil	212	0	0				
				Fish manur	32	9	10				
Service stamps											
			3,601	12	7		6,028	0	11		
			40	2	0						
Purchases—				To Stock—30th June 1929—							
Boats and nets	8	7	0	Stock of cured products				841	5	2	
Service stamps	300	0	0	Service stamps				76	7	0	
			308	7	0						
Manufacturing cost (from manu- facturing account)			3,378	1	7				382	10	1
Total ...			7,328	7	2	Total ...			7,328	7	2

APPENDIX II—cont.

STATEMENT 8.—Profit and Loss Account of the Tanūr Station for the year ending 30th June 1929.

Particulars.	Amount.			Particulars.	Amount.		
	RS.	A.	P.		RS.	A.	P.
To Trading Account			382 10 1	By Rent			59 7 10
Travelling allowance			392 7 0	Miscellaneous			721 5 0
Experiments			38 10 8	Packing			996 0 0
Packing			202 14 0	Net loss to balance sheet			2,447 1 6
Railway freight			477 11 0				
Petty coolie			60 8 0				
Advertisement			50 0 0				
Overtime			23 6 0				
Rates and taxes			40 0 0				
Miscellaneous			11 3 6				
Petty construction and repairs			357 4 0				
Salary, 25 per cent			617 13 3				
Reserve for bad and doubtful debts			104 15 2				
Depreciation--							
Plant and machinery (10 per cent).	326	7	11				
Buildings and sheds (10 per cent).	360	8	8				
			687 0 7				
Interest on capital at 5·30 per cent (fixed).			387 10 4				
Direction charges, 12½ per cent of Assistant Director's pay.			549 13 9				
Total			4,223 14 4	Total			4,223 14 4

FISHERIES DEPARTMENT

300

APPENDIX II—cont.

STATEMENT 9.—Statement showing the Operations of the Fish-curing yards of the Madras Presidency with Revenue and Expenditure for the year ending 30th June 1929.

ADMINISTRATION REPORT OF THE

Division.	Districts.	Particulars of operations.						Revenue.		
		Number of applications for salt.	Weight of fish brought to be cured.	Weight of salt issued.	Value of salt issued.	Quantity of salt issued to each maund weight of fish.	Weight of cured fish removed.	Actual amount credited into Treasury.	Value of stock on hand on 1st July 1929.	Total revenue.
(1)	(2)	(3)	(4)	(5)	(6)	(7)	(8)	(9)	(10)	(11)
East Coast.	Ganjam, Viragapatam and Godavari East ...	39,088	MDS. SRS. 76,911 19	MDS. SRS. 26,032 8	Rs. A. P. 12,540 4 0	Lb. 10'4	MDS. SRS. 44,668 0	Rs. A. P. 12,520 6 11	Rs. A. P. 1,272 15 5	Rs. A. P. 13,793 6 4
	North Arc and Chingleput ...	7,844	64,207 1	9,431 6	11,768 15 0	12'3	34,253 10	11,762 0 9	597 14 6	12,359 15 3
	Tanjore, Tinnevely and Ramnad ...	12,152	93,662 26	19,211 80	23,901 10 0	17'3	64,916 13	23,846 1 6	4,461 6 11	28,307 8 5
	Total, East Coast ...	59,084	234,782 6	54,674 34	48,210 13 0	13'2	143,837 23	48,128 9 2	6,332 4 10	54,460 14 0
West Coast.	Malabar and South Kanara ...	111,262	2,171,247 37	194,260 86	2,43,575 13 0	14'0	710,372 4	2,46,230 7 4	98,866 2 9	3,45,006 10 1
	Grand total, East and West Coasts ...	170,346	3,406,629 3	233,445 20	2,91,806 10 0	13'6	854,209 27	(a) 2,94,359 0 6	1,05,198 7 7	3,99,557 8 1

(a) Excludes cess collections of Rs. 2,254-4-4, on the West Coast, and Rs. 142-8-3 on the East Coast.

APPENDIX II—cont.

STATEMENT 9.—Statement showing the Operations of the Fish-curing yards of the Madras Presidency with Revenue and Expenditure for the year ending 30th June 1929—cont.

Division.	Districts.	Expenditure.										Difference between columns 11 and 20.
		Establishment pay, travelling allowance, overtime fees and supervision charges. (12)	Pensionary contribution for permanent establishment. (13)	Purchase of salt. (14)	Export and import of salt. (15)	Conveyance of salt. (16)	Contingencies. (17)	Clothing and equipment. (18)	Value of salt on hand on 1st July 1928. (19)	Total expenditure. (20)	(21)	
		RS. A. P.	RS. A. P.	RS. A. P.	RS. A. P.	RS. A. P.	RS. A. P.	RS. A. P.	RS. A. P.	RS. A. P.	RS. A. P.	RS. A. P.
East Coast.	Ganjam, Vizagapatam and Godavari, East	(a) 16,928 4 0	938 11 9	3,180 4 0	...	2,270 14 6	2,698 7 8	726 10 4	1,516 2 6	28,299 6 9	14,456 0 5	
	Nellore and Chingleput	4,496 5 0	249 10 3	2,869 5 0	...	1,730 7 9	721 4 3	221 0 3	863 3 1	11,151 3 9	1,208 11 6	
	Tanjore, Tinnevely and Ramnad	(b) 7,830 11 3	676 5 0	3,441 0 0	...	5,338 8 3	3,913 15 3	251 13 1	4,521 6 2	24,223 11 3	4,083 13 3	
	Total, East Coast	29,255 4 3	1,864 11 2	9,490 9 2	...	9,539 14 6	5,333 11 2	1,199 7 8	6,950 11 9	63,634 5 8	9,173 7 8	
West Coast.	Malabar and South Kanara	64,825 8 6	5,361 11 2	31,317 9 2	1,30,629 3 3	3,574 2 11	28,591 11 7	1,597 4 11	82,629 12 8	3,48,777 0 2	1,36,306 6 1	
	Grand total, East and West Coasts	94,080 12 9	7,226 6 4	41,008 2 4	1,30,629 3 3	13,114 1 5	33,925 6 9	2,796 12 7	89,580 8 5	4,12,361 5 10	12,803 13 9	

FISHERIES DEPARTMENT

872

301

(a) Excludes Rs. 869-7-0 being 50 per cent of the pay of Inspector, Vizagapatam, debited to "Research."
 (b) Includes Rs. 1,157-4-3 being supervision charges—25 per cent of pay and travelling allowance of the Assistant Director, Pearl and Chank Fisheries.
 (c) Excludes Rs. 19,575-14-4 being expenditure on repairs in the Fish-curing yards.

APPENDIX II—cont.

STATEMENT 10.—Government Fisheries Cannery, Chaliyam—Trading Account for the year ending 31st March 1929.

PART I.

	Amount.			Amount.			Amount.			Amount.		
	₹.	A.	P.	₹.	A.	P.	₹.	A.	P.	₹.	A.	P.
To opening stock— At Chaliyam and other places (217 tins)				52	6	0				21	9	0
To selling expenses— Railway freight	17	13	0									
Postage and telegrams	46	9	0									
Raw materials consumed	80	1	3									
Travelling expenses	1	14	0									
Advertisement charges	25	8	0									
Salaries	730	0	0									
Wages	414	12	3									
Miscellaneous expenses	63	3	0									
				1,379	12	6						
Total ...				1,432	2	6				1,432	2	6
By sales of canned fish												
By closing stock— At Chaliyam and other places (81 tins)										4	1	0
Loss transferred to profit and loss account										1,406	8	6
Total ...										1,432	2	6

PART II.

To opening stock of tins returned from London (2,945 tins)	471	3	0	By sales of London returned stock (2,859 tins)	633	8	8
To Commission to agents	82	7	3	Less sales return	68	10	5
Profit on sales transferred to profit and loss account	21	10	12				
Total ...	565	4	3	Closing stock (8 tins)			564 14 3
							0 6 0
				Total ...			565 4 3

APPENDIX III.

Comparative statement of salt transported to West Coast Fish-curing yards from the year 1924 to 1929.

Year.	Total quantity of salt transported.	Quantity by contractor.	Cost.	Rate per maund.	Quantity by rail.	Cost.	Rate per maund.	Quantity by trawler.	Cost	Rate per maund.
	MDS.	MDS.	RS. A. P.	RS. A. P.	MDS.	RS. A. P.	RS. A. P.	MDS.	RS. A. P.	RS. A. P.
1924-25 ...	168,952	158,932	63,911 15 0.	0 6 5.2	10,000	6,510 6 8	0 10 5	Nil.	Nil.	Nil.
1925-26 ...	203,366	180,150	72,435 5 0	0 6 5.2	23,216	15,114 9 4	0 10 5	Nil.	Nil.	Nil.
1926-27 ...	100,322	40,910	16,449 2 0	0 6 5.2	46,414	25,640 15 4	0 8 10	12,998	4,627 12 0	0 5 8.2
1927-28 ...	231,080	21,396	8,604 0 3	0 6 5.2	147,430	77,554 5 2	0 8 5	62,254	22,113 2 2	0 5 8.2
1928-29 ...	220,038	143,498	58,880 1 0	0 6 3	76,540	36,630 2 0	0 7 8	Nil.	Nil.	Nil.

APPENDIX IV.

Tanks not leased or leased on special terms.

I.—TANKS THAT FETCHED NO RENTALS IN 1928-29.

	Compensation.	
	RS.	A. P.
<i>Bellary District—</i>		
Daroji tank	155	0 0
<i>Chittoor District—</i>		
Tsadam	200	0 0
	for this and three other tanks,	
<i>Kistna District—</i>		
Peddinayadu tank	Nil.	
<i>Kurnool District—</i>		
Belegal tank	16	0 0
	for this and another tank.	
Kochcheruvu	Nil.	
<i>Nellore District—</i>		
Gattupalli	14	8 0
Ponnaluru	2	0 0
Pokkuru	7	0 0
Kanumalla	3	8 0
Somarazupalli Rajulu tank	2	0 0
Old and new Pakala tanks	10	8 0
Binginipalle	30	0 0
Maripadu	34	0 0
Rajavolu tank	5	0 0
Janakiamma tank	1	12 0
Naidu tank	0	12 0
Nadimi tank	0	5 0
Udayagiri Big tank	8	0 0

2.—TANKS WHICH FETCHED LOW RENTALS.

Name of the district and tank.	Rentals obtained.		Compensation.	
	RS.	A. P.	RS.	A. P.
<i>Salem District—</i>				
Penukondapuram tank	20	0 0	118	0 0
<i>Nellore District—</i>				
Kadanuthala	7	0 0	25	0 0
Manganuru	11	4 0	25	0 0
Anemadugu	11	8 0	91	0 0
Jammulapalem	3	2 0	32	0 0
Budamagunta	5	12 0	15	0 0
Anumakondapalem	15	0 0	97	4 0
Bhimavar	1	5 0	8	0 0

APPENDIX IV—cont.

Tanks not leased or leased on special terms—cont.

2.—TANKS WHICH FETCHED LOW RENTALS—cont.

Name of the district and tank.	Rentals obtained.			Compensation.		
	RS.	A.	P.	RS.	A.	P.
<i>Nellore District—cont.</i>						
Vasili tank	29	0	0	165	0	0
Kadivedu	1	2	0	30	8	0
Kalegiri	0	11	0	6	8	0
Anamasamudram	1	0	0	35	8	0
Tadiparti	1	3	0	22	4	0
Zuvaladine	70	0	0	149	0	0
Purini	50	0	0	147	0	0
Chennur	10	0	0	246	0	0
<i>Chingleput District—</i>						
Vadamadurai	76	0	0	130	0	0
Tinnanur	125	0	0	615	0	0

3.—TANKS THAT WERE DISPOSED OF PRIVATELY FOR FAVOURABLE RENTALS.

Name of tank.	Highest bid in auction.			Amount obtained by private tender.			Gain.		
	RS.	A.	P.	RS.	A.	P.	RS.	A.	P.
<i>Nellore District—</i>									
Puduparti tank				20	0	0	30	0	0
Kavali tank				25	0	0	...		
Bhogavali	11	0	0	40	0	0	29	0	0
Musunur				180	0	0	...		
Juttur or Tallepalem				57	0	0	...		
Rudrakota Peddacheruvu and Rajacheruvu				30	0	0	...		
Chennayapalem				100	0	0	...		
Manpangidine				220	0	0	...		
Thummalapenta				80	0	0	...		
Brabmanakraka									
Krakamma tank.				25	0	0	...		
Papireddi cheruvu.				80	0	0	...		
Chagollu				113	0	0	...		
Atmakur	40	0	0	135	0	0	175	0	0
Kodur Ummidi tank	700	0	0	900	0	0	200	0	0
Varigonda Kasiraja tank	10	8	0	25	0	0	14	8	0

FISHERIES DEPARTMENT

93

APPENDIX IV—cont.

Tanks not leased or leased on special terms—cont.

3.—TANKS THAT WERE DISPOSED OF PRIVATELY FOR FAVOURABLE RENTALS—cont.

Name of tank.	Highest bid in auction.			Amount obtained by private tender.			Gain.			
	RS.	A.	P.	RS.	A.	P.	RS.	A.	P.	
<i>Nellore District—cont.</i>										
Madarajagudur	30	0	0	30	0	0	...
Idimipalli large tank ...	20	0	0	100	0	0	80	0	0	...
Allur and Ramanna tanks	1,500	0	0
Rapur big tank	52	0	0
Idagalli tank	23	5	4	23	5	4	...
<i>Chingleput District—</i>										
Tenneri tank	145	0	0
Kuttirambakkam...	40	0	0
Nirvalur	40	0	0
Sevilimedu	100	0	0

APPENDIX V.

Inland fisheries leased to fishermen co-operative societies, 1928-29.

Name of society.	Year of formation.	Fishery leased out.	Period.	Annual rental.
1. Hampapuram Fishermen Co-operative Society, Coimbatore district.	1921	Three items relating to the Cauvery river in Kollegal taluk.	One year ...	Rs. 70
2. Komarapalayam Society, Coimbatore district.	1925	Five items relating to the Cauvery in Gobichettipalayam taluk.	Three years ending 31st Mar. 1931.	650
3. Sirumagaipudur Society, Coimbatore district.	1927	Bhavani River.	One year ending 31st Dec. 1929.	225
4. Sunkesula Society, Kurnool district.	1924	Sunkesula Anicut and Edurur Swamp Fisheries.	Three years ending 31st Mar. 1931 and 31st Dec. 1930.	750
5. Nandyal Society, Kurnool district.	1926	Nandyal Tank Fishery	One year from 1st Apr. 1929.	515

APPENDIX V—cont.

Inland fisheries leased to fishermen co-operative societies,
1928-29—cont.

Name of society.	Year of formation.	Fishery leased out.	Period.	Annual rental.
6. Mandalam Society, Kurnool district.	1929	Tangadencha tank. ...	One year from 1st April 1929	RS. 260
7. Chidambaram Society, South Arcot district.	1926	Nine items relating to the Lower Anicut System, South Arcot district.	Three years from 1928 to 1930.	356
8. and 9. Udayargudi and Lalpet Societies, South Arcot district.	1926	Two items relating to the Lower Anicut System, South Arcot district.	Two years from 30th June 1929.	1,200
10. Lower Anicut Society, Tanjore district.	1927	(a) Two items relating to the Lower Anicut System, South Arcot district.	Three years from 1928-30.	271
...	...	(b) Coleroon river in Kumbakonam taluk.	One year ending 30th June 1930.	4,100
11. Karunthattangudi Society, Tanjore district.	1928	(a) Perar Fishery, Mannargudi taluk.	Two years ending 30th June 1930.	3,000
...	...	(b) Vennar-Vettar Fishery, Tanjore taluk.	Three years ending 30th June 1931.	5,850
12. Tirumalavasa Society, Tanjore district.	1928	Four items in Shiyali taluk.	Three years from 1st July 1928.	1,387
13. Pappakoil Society, Tanjore district.	1925	Perar Fishery, Nega-patam taluk.	Three years ending 30th June 1930.	1,630
14. Trichinopoly Muhammadan Society.	1928	Coavery river in Trichinopoly taluk and one item in Kulittalai taluk.	One year ending 31st Mar. 1930.	8,275

APPENDIX VI.

List of institutions supplied with zoological specimens during
1928-29.

Agra	The Scientific Apparatus and Chemical Works, Ltd.	36	0	0
Ahmedabad	St. John's College	24	0	0
Aligarh	Gujarat College	25	0	0
Bangalore	Muslim University	73	0	0
...	Central College	87	14	0
...	Intermediate College	253	8	0
...	Medical College	53	8	0
Allahabad	Intermediate College	59	7	0
...	University	210	1	0

APPENDIX VI—cont.

List of institutions supplied with zoological specimens during
1928-29—cont.

				RS.	A.	P.
Benares	Hindu University	103	0	0
Calcutta	University	25	0	0
		Medical College	18	0	0
Delhi	Lady Hardinge Medical College for Women	6	4	0
Hoshiarpur	Intermediate College	49	0	0
Jaipur	Maharaja's College	62	0	0
Jodhpur	Jaswant College	42	5	0
Hyderabad	Oosmania University College	120	10	0
Lahore	Government College	433	0	0
		The Punjab Veterinary College	30	0	0
Lucknow	University	297	12	0
Mysore	Intermediate College	128	6	0
Nagpur	Victoria College of Science	101	4	0
Patna	The Prince of Wales Medical College	126	0	0
Rangoon	Judson College	32	0	0
		University College	44	2	0
		Mr. Subrahmania Pillai	15	0	0
Srinagar	S. P. College	78	4	0
Belfast	Queen's University	20	8	0
Anantapur	Ceded Districts College	61	0	0
Calicut	Fisheries Training Institute	129	0	0
Changanacherry	St. Birchman's College	6	12	0
Cocanada	Pithapuram Raja's College	51	0	0
Coimbatore	Government College	8	4	0
Ernakulam	Maharaja's College	28	4	0
Kottayam	The College	19	4	0
Madras	Government Museum, Egmore	47	0	0
		Presidency College, Chepauk	36	10	0
		Madras Christian College	25	8	0
		Government Training School for Mistresses, Egmore	20	8	0
		Government Hobart Secondary and Training School for Mistresses	16	8	0
Mangalore	Government College	160	0	0
Nellore	Mr. Longly, Ramapatnam	16	8	0
		Miss Holman, Nellore	15	8	0
Palghat	Government Victoria College	37	0	0
Rajahmundry	Government Training College	30	0	0
Tellicherry	Government Brennen College	168	2	0
Trivandrum	Maharaja's College of Science	103	6	0
		Total ...		3,631	9	0

Statement showing the names of schools (district, taluk of teachers, cost of

Serial number.	Name of school.	Taluk.	Village.	Strength			
				I	II	III	IV
(1)	(2)	(3)	(4)	(5)	(6)	(7)	(8)
<i>Malabar District.</i>							
				* B. G.	B. G.	B. G.	B. G.
1	Kavayi	Chirakkal ...	Kavayi	12 11	1 5	2 2	0 1
2	Azhicode	Do.	Azhicode	16 16	6 6	4 5	2 2
3	Madapalli	Kurumbbranad.	Madapalli	19 23	15 7	24 3	16 7
4	Kuriyadi	Do.	Kuriyadi	30 40	11 7	6 8	7 6
5	Quilandy	Do.	Kovilkandi	36 19	13 10	20 7	7 4
6	Kannankadavu	Do.	Kannankadavu	24 13	1 7	7 2	5 2
7	Korapuzha	Do.	Korapuzha	16 16	6 3	11 3	5 1
8	Pudiappa	Calicut	Pad iappa	21 38	19 18	14 6	3 1
9	Model school, Vellayil.	Do.	Vellayil	41 11	15 8	11 6	8 1
10	Chaliyam	Ernad	Chaliyam	44 12	19 4	12 2	9 ...
11	Do. Night ..	Do.	Do.	6 ...	3 ...	4 ...	6 ...
12	Kadalundi	Do.	Kadalundi	28 20	6 3	4 3	0 3
13	Do. Night ...	Do.	Do.	9 ..	6 ...	5 ...	0 ...
14	Parappanangadi ...	Do.	Parappanangadi.	25 2	22 2	16 1	13 ..
15	Do. Night	Do.	Do.	14 ...	2 ...	7
16	Tanur Night ...	Ponnani ...	Ryrumangalam.	20 ...	16 ...	17 ...	4 ...
17	Kadavansd ...	Do.	Kadavansd ...	37 31	21 5	15 4
18	Veliangode ...	Do.	Velinagode ...	47 28	3 ...	4 ...	6 2
19	Palappatti ...	Do.	Ayiroor	76 36	18 7	3
20	Mannalamkunnur ...	Do.	Punnayoor ...	50 32	4 3	4 ...	2 ...
21	Puthankadapuram.	Do.	Thiruvatra ...	46 26	10 2	5 2
22	Blangad	Do.	Manathala ...	38 30	14 9	5 1	5 4
23	Kothakadapuram ...	Do.	Engandiyoor ...	32 33	8 9	8 8	8 3
24	Kundazhiyur ...	Do.	Thoyakkavu ...	24 19	13 3	8 2	10 2
25	Talikulam	Do.	Talikulam ...	50 31	19 11	15 8	11 4
26	Nattika	Do.	Nattika	50 29	10 4	17 6	7 3
27	Kaipamangalam ...	Do.	Kaipamangalam.	38 19	16 10	17 10	20 6

* B=Boys; G=Girls.

VII

and village in which they are situated), strength, number upkeep, etc.—West Coast.

Strength.				Total number of teachers.	Fisheries Training, Higher Elementary.	Fisheries Training, Lower Elementary.	Fisheries Training, Secondary Grade.	Ordinary Training, Secondary Grade.	Ordinary Training, Higher Elementary.	Ordinary Training, Lower Elementary.	Untrained.	Cost of upkeep.		Number that passed out of each school.
V	VI	VII	VIII									(13)	(14)	
(9)	(10)	(11)	(12)	(13)	(14)	(15)	(16)	(17)	(18)	(19)	(20)	(21)	(21)	(22)
B. G.	B. G.	B. G.	B. G.										RS. A. P.	B. G.
1	2	2	846 0 0	2 2
...	2	1	1	846 4 0	2 2
13 2	18 2	17	9 1	7	2	2	...	1	1	2,972 2 10	2 ...
6	3	3	3	1,232 15 1	4 1
5 2	5	3	2	2,632 9 5	16 6
1 4	2	2	740 11 0	1 2
2 3	2	1	...	1	...	835 10 0	6 ...
6	3	2	1	1,454 14 9	1 ...
...	5	2	...	1	...	2	1,841 7 0	4 ...
5	4	2	1	1	1,371 9 0	1 ...
...	147 10 0	...
3 2	3	1	1	1	1,086 15 6	...
...	120 10 6	...
10	3	...	2	1	1,166 1 10	3 1
...	76 0 10	3 ...
...	2	1	1	...	629 10 4	...
...	4	4	1,646 14 0	...
5	2	1	1	743 8 0	...
...	4	1	1	2	1,513 9 4	...
...	3	2	1	1,214 1 9	4 ...
2	3	1	1	...	1	...	1,117 14 3	3 ...
1 1	4	1	2	1	1,534 11 0	3 ...
4 5	5	1	1	2	...	1	...	1,849 8 0	3 ...
4	3	1	2	1,101 2 0	7 ...
7 2	6	3	2	1	...	1,799 6 0	6 0
6 2	5	1	2	1	...	1	...	1,778 10 6	2 ...
15 2	12	6 2	9 1	8	4	2	1	1	3,138 13 10	2 0

Statement showing the names of schools (district, taluk of teachers, cost of

Serial number.	Name of school.	Taluk.	Village.	Strength							
				I		II		III		IV	
(1)	(2)	(3)	(4)	(5)		(6)		(7)		(8)	
<i>South Kanara District.</i>				B.	G.	B.	G.	B.	G.	B.	G.
28	Byndoor ...	Coondapoor ...	Tarapati ...	22	5	9	1	5	1	3	1
29	Kitiman-jeshwar.	Do. ...	Kodiyeri ...	35	12	7	0	3	1	3	1
30	Uppoor ...	Udipi ...	Kallianpur ...	27	11	6	0	13	1	7	3
31	Polippu ...	Do. ...	Polippu ...	29	5	10	0	5	0	6	1
32	Malpe ...	Do. ...	Malpe ...	23	7	11	5	10	5	10	2
33	Udayavar ...	Do. ...	Kanakoda ...	29	12
34	Kaup ...	Do. ...	Kaup ...	20	8	8	0	10	1	5	0
35	Hooode ...	Do. ...	Hooode ...	11	7	5	1	2	0	3	1
36	Kodi ...	Do. ...	Kodi ...	29	2	11	0	15	1	5	0
37	Sri Ganano-daya.	Mangalore ...	Hoige Bazaar	21	22	12	5	9	5	4	4
38	Sandspit ...	Do. ...	Sandspit ...	16	9	3	5	3	1	5	2
39	Bangaraman-jeshwar.	Kasaragod ...	Bangaraman-jeshwar.	52	19
40	Kumbla ...	Do. ...	Arekadi ...	25	13	9	4	7	1	7	0
41	Kizhur ...	Do. ...	Kizhur ...	23	23	8	8	4	2	0	3
				1,211	690	396	172	351	108	213	69

FISHERIES DEPARTMENT

VII—cont.

and village in which they are situated), strength, number upkeep, etc., West Coast—cont.

Strength				Total number of teachers.	Fisheries Training, Higher Elementary.	Fisheries Training, Lower Elementary.	Fisheries Training, Secondary Grade.	Ordinary Training, Secondary Grade.	Ordinary Training, Higher Elementary.	Ordinary Training, Lower Elementary.	Untrained.	Cost of upkeep.	Number that passed out of each school.						
V	VI	VII	VIII																
(9)	(10)	(11)	(12)	(13)	(14)	(15)	(16)	(17)	(18)	(19)	(20)	(21)	(22)						
B. G.	B. G.	B. G.	B. G.									R. S.	A. P.	B. G.					
3	2	1	...	1*	647	8	9	20	4			
...	2	2	519	11	4	8	2			
7	3	2	1	984	15	0	11	9			
9	1	3	...	2	1	1,061	9	0	33	6			
3	3	2	1	1,147	3	0	15	15			
...	1	334	10	9			
...	1	1†	162	0	0			
...	2	...	1	1	402	13	11			
...	2	618	3	1			
5	3	3	1	2	1,110	2	3			
2	1	2	2	783	5	11	11	5			
...	2	2	144	10	0			
...	2	...	1	1	698	11	0	12	6			
2	3	...	2	1,163	12	0	24	20			
126	30	30	2	23	2	18	2	121	43	29	3	2	25	7	12	45,219	3	11	...

* S.S.L.C.

† Higher Elementary.

‡ One post vacant.

APPENDIX VIII.

Statement showing the number of days on which the two industrial societies sent their boats to sea, the quantity of fish captured and their value and distribution.

Particulars.	Blangad society.	Palapatty society.
<i>Number of days of fishing—</i>		
1926-27	9	..
1927-28	238	248
1928-29	230	227
<i>Quantity of fish captured—</i>		
1926-27	61 maunds.	...
1927-28	994 "	2,184½ maunds.
1928-29	741½ "	585½ "
	RS. A. P.	RS. A. P.
<i>Value—</i>		
1926-27	234 8 0	...
1927-28	2,177 3 0	2,150 8 0
1928-29	1,725 8 0	1,212 12 0

DISTRIBUTION OF SALE PROCEEDS.

<i>Living wage to crew—</i>		
1926-27	49 8 0	...
1927-28	892 15 0	808 5 0
1928-29	871 14 0	563 8 0
<i>Society's share—</i>		
1926-27	92 8 0	...
1927-28	642 2 0	659 7 6
1928-29	426 13 0	324 14 0
<i>Members' share—</i>		
1926-27	85 0 0	...
1927-28	564 10 4	533 2 9
1928-29	413 10 6	240 13 5
<i>Non-Members' share—</i>		
1926-27	2 8 0	...
1927-28	8 10 8	124 11 3
1928-29	1 10 6	83 8 7
<i>Wages to coolies—</i>		
1926-27
1927-28	14 13 0	24 13 6
1928-29
<i>President's and Secretary's share—</i>		
1926-27	5 0 0	...
1927-28	54 0 0	...
1928-29	11 8 0	...

Board of Revenue, Madras.

(LAND REVENUE AND SETTLEMENT)

Proceedings No. 109, Press, 19th December 1929

Jamabandi—Fasli 1338—(1928-29)—Report—Submitted to Government.

H. A. B. VERNON, Esq., C.I.E., I.C.S.,

Commissioner of Land Revenue.

C. A. SOUTER, Esq., I.C.S.,

Commissioner of Land Revenue and Settlement.

CONTENTS

[Maximum size prescribed 100 pages. *]

	PARA.
Prefatory	1
Character of the season	2
Cropped area	†
Condition of cattle	†
Number of ryotwari villages	3
Heads of land revenue	4
Peshkash or revenue from permanently-settled estates	5
Quit-rent	6
Holdings	7
Assessment	8
Cultivation	9
Water-rate and second-crop charge	10
Remissions	11
Seasonal remissions	11 (i)
Fixed remissions	11 (ii)
Beriz deduction	11 (iii)
Miscellaneous revenue	12
Net ryotwari demand	13
Total land revenue demand (current)	14
Total demand under cesses (current)	15
Demand and collection of land revenue and cesses (current).	16
Demand and collection of arrears	17

* G.O. Mia No. 805, Revenue, dated 24th April 1929.

† Omitted with reference to G.O. No. 1181, Revenue, dated 26th June 1922

	PARA.
Total balance of land revenue and cesses	18
Reconciliation of differences between the collection of land revenue and cesses as shown in the jamabandi and the Accountant-General's statements and overpayments ...	19
Adjustment to local boards of cesses collected during the fasli.	20
Charges debitable to land revenue	21
Processes under Act II of 1864	22
Demand notices	23
Distrain or attachment notices	24 & 25
Sale notices	26
Sales	27
Process-service establishments	28
Costs in civil suits	29
Interest on arrears of land revenue	30
Sales of lands under Board's Standing Orders Nos. 15, 16, 20, 21, 22, 45, 90 and 91	31
Subdivision of quit-rent	32
Transfer of registry of holdings	33
Ruined tanks	*
Settlement by Collectors	34
Loans and advances	35 to 38 †
Survey advances	39
Vernacular language of Junior Civilians	40
The relations between landlords and tenants in the larger zamindaris	‡
Effect of recent legislation on the people	41
Co-operative societies	*
Enhanced water-cess for irregular irrigation	42
Tank-bed cultivation	43
Examination of village and taluk accounts	44
Writing-up and checking of the village statistical registers... ..	45
Minor irrigation	46
Conferences with ryots	47

STATEMENTS—

No. 1.—Statement showing the retail and wholesale prices of food-grains in seers of 80 tolas per rupee compared with the commutation rates of the newly-settled districts in each district of the Madras Presidency

PAGE.

* Omitted with reference to G. O. No. 1161, Revenue, dated 28th June 1922.

† Two paragraphs appearing in the reports for the earlier years have been omitted with reference to G. O. Mis. No. 879, Revenue, dated 4th June 1923.

‡ Omitted with reference to G. O. No. 1636, Revenue, dated 29th May 1917.

STATEMENTS—*cont.*

PAGE.

No. 2.—Statement showing the approximate area and revenue of the zamindaris in the Presidency of Madras for fasli 1338 (1928-29)	25
„ 3.—Statement of ryots' holdings and cultivation in the several districts of the Madras Presidency for fasli 1338 (1928-29)	26
„ 4.—Comparative statement of holdings and settlement of the ryotwar land revenue for fasli 1338 (1928-29)	32
„ 5.—Statement showing the details under different causes of net variations in the extent and assessment of ryotwari holdings in each district of the Madras Presidency for fasli 1338 (1928-29) ...	38
„ 6.—Statement showing the particulars of remissions and beriz deductions for fasli 1338 (1928-29) ...	40
„ 7.—Alienation of land revenue in ryotwari (temporarily-settled) tracts for fasli 1338 (1928-29).	42
„ 8.—Statement showing the land granted on cowle for fasli 1338 (1928-29)	43
„ 9.—Comparative statement of land revenue miscellaneous items for faslis 1337 (1927-28) and 1338 (1928-29)	43
„ 9-A.—Comparative statement showing the extent of poramboke cultivation, the revenue derived therefrom and that portion of it which is due to enhanced assessment in faslis 1337 (1927-28) and 1338 (1928-29)	44
„ 10.—Statement showing the demand, collection and balance of land revenue and cesses for fasli 1338 (1928-29)	45
„ 11.—Statement showing overpayments during fasli 1338 (1928-29)	(Will follow)
„ 12.—Statement showing the details of coercive processes employed in the realization of arrears of land revenue in the several districts during fasli 1338 (1928-29)	52
„ 13.—Statement showing the particulars of processes issued and the fees collected under Act II of 1864 in the several districts during fasli 1338 (1928-29)	56
„ 14.—Statement showing the demand, collection and balance of interest charged on arrears of land revenue for fasli 1338 (1928-29)	57
„ 15.—Statement showing the disposal of cases of transfer of registry during fasli 1338 (1928-29) ...	58
„ 16.—Statement showing the advances and recoveries under the Land Improvement Loans Act for fasli 1338 (1928-29)	60

STATEMENTS—*cont.*

No. 17.—Statement showing the advances and recoveries under the Agriculturists' Loans Act for fasli 1338 (1928-29)	62
„ 18.—Statement showing the classification of loans sanctioned under the Land Improvement and Agriculturists' Loans Acts	*
„ 19.—Statement showing the number of irrigation works in charge of the Revenue Department and the amount spent on them during the official year ending 31st March 1929 and the number proposed for repairs during the official year ending 31st March 1930	64
TABLE C.—Incidence of land revenue on area and population in each district in the Madras Presidency	†
TABLE E.—Transfer of property in land in each district in the Madras Presidency	†

* Omitted with reference to G.O. No. 1181, Revenue, dated 28th June 1922.

† Omitted with reference to G.O. No. 269, Revenue, dated 27th January 1914.

BOARD OF REV. (L. R. & SETT.), No. 109, PRESS, 19TH DEC. 1929 5

Resolution—No. 109, Press, dated 19th December 1929.

The Board submits its report on the settlement of Land Revenue in the Madras Presidency for fasli 1338 (1928-29) together with the prescribed statements.

2. *Character of the season.*—The south-west monsoon commenced on the West Coast in the beginning of May 1928 and there was fairly heavy rainfall (with periodical breaks) till the end of August. In the Circars the monsoon was late and was generally feeble during June and August, but the deficiency was made good by the rains in July and September. In the Deccan there was good rainfall except in September. Elsewhere the monsoon was inadequate and though the rains from the last week of June till the middle of July were good, they were generally poor in the subsequent months except in the Carnatic and North Arcot. There were substantial freshes in the Godavari and Kistna from July onwards but though the Cauvery received an adequate supply in the beginning of the season, the water fell off during the cultivation months of August and September. On the whole the south-west monsoon was up to or above the average in the Circars, the Deccan (except Cuddapah), the Carnatic and North Arcot and below the average in other districts, especially in Salem, Coimbatore, Trichinopoly, Madura and Tinnevelly.

In the first half of October before the north-east monsoon had set in, fair rain was received generally except in Ramnad and Tinnevelly. In the middle of October the north-east monsoon commenced feebly on the Madras Coast. On the 20th October, a depression formed off the land, and developed into a storm which moved northwards and crossed the coast near Masulipatam on the 22nd. Heavy rainfall was received in most districts till the 27th October. The storm was most devastating in its effects in an area extending from Vizagapatam to Cocanada, where torrential rains fell for three days causing heavy floods and extensive damage to houses, roads, railways and irrigation works. After this the monsoon practically came to a close in the Circars and the Deccan (except Cuddapah). The rainfall in November was generally defective except in the extreme south of the Presidency. On the 25th December the monsoon was stimulated by a storm which brought widespread rain along the Coromandel Coast and local rain in the central districts. On the whole the north-east monsoon was up to or above the average in most districts outside the Deccan, Nellore, Chingleput and Malabar.

Fairly widespread rain was received on the Coromandel Coast between the 7th and 9th January. In the beginning of February there were frequent thunder showers in the Presidency, while, in March there were local thunder showers in Tinnevelly and Malabar. In April scattered thunder showers occurred, especially in Salem, Coimbatore, the South and the West Coasts. The rainfall in May

was generally below the average outside Bellary, Anantapur, Ramnad and Tinnevelly.

The sowings of early crops were generally satisfactory or above normal except in the south, and their condition was generally fair, except in parts of Salem, Coimbatore, Madura and Tinnevelly. Sowings of late crops were satisfactory in the Circars and the central and southern districts, and were restricted in the remaining districts, especially in the Deccan. There was a marked increase in the area of wet crops sown, especially in the Circars. The condition of the crops was generally fair but in parts of Vizagapatam and East Godavari they were damaged by the floods in October.

On the whole, the season was fairly satisfactory, especially in the Circars, the Deccan and Nellore; and the area cropped as well as the net area sown were among the highest reported.

3. *Number of ryotwari villages.*—The total number of ryotwari villages in the fasli was 22,079 against 22,082 (as now revised) in the previous fasli. There was thus a decrease of three villages in the Presidency. This was the result of a decrease of six villages in East Godavari and an increase of one village in each of the districts of West Godavari, Kistna and Nellore. The decrease in East Godavari was due to clubbing during the recent resurvey. The increase in Kistna and Nellore was due to the splitting up of one village into two in each of these districts, while the increase in West Godavari was due to the resumption of an agraharam village.

4. The land revenue of the Presidency is derived from the under-mentioned sources :—

- (a) Peshkash or revenue from permanently settled estates ;
- (b) Shrotriyam jodi or quit-rent levied on inam villages ;
- (c) Assessment including water-rate on lands held under ryotwari system ; and
- (d) Miscellaneous revenue.

5. *Peshkash or revenue from permanently settled estates.*—The total amount of peshkash payable during the fasli was Rs. 49,93,691 against Rs. 49,91,267 in the previous fasli. The increase of Rs. 2,424 is the result of—

	RS.
Increase due to the collection of peshkash in gradation in Bhadrachalam taluk in East Godavari district ...	+ 3,041
Decrease of peshkash owing to acquisition of lands for public purposes	— 1,058
Reduction of peshkash on account of the kattubadi payable to the Zamindar of Kottapadu for the resumed agraharam of Narasapeta	— 48
Increase due to rectification of errors	+ 489
Total ...	<u>2,424</u>

6. The quit-rent payable on villages held on shrotriyam or favourable tenure was Rs. 7,52,857 against Rs. 7,53,335 in the previous fasli. The decrease of Rs. 478 is accounted for below:—

	RS.
Increase of quit-rent due to levy of two-thirds assessment on unlocalizable inams	+ 5
Decrease of quit-rent due to acquisition of lands for public purposes	— 424
Reduction of quit-rent due to resumption	— 4
Decrease of quit-rent due to rectification of errors	— 55
Total	— 478

7. *Holdings*.—The total extent of ryotwari holdings during the fasli was 27·36 million acres which exceeded that of the previous year (as now revised) by 167,418 acres. There was increase in all districts except Tanjore, where there was a decrease of 1,921 acres. The increase was marked in Anantapur (54,051), Malabar (29,698) and North Arcot (15,158). The increase in Anantapur was due to the assignments made in response to a demand for land as a consequence of the spread of groundnut cultivation and of the growing tendency on the part of the labouring classes to acquire land for themselves. In Malabar the increase was due to the introduction of resurvey in Ernad taluk and the transfer of 'unoccupied dry' lands to 'occupied dry.' The increase in the other districts was mainly due to assignments of waste land to members of the depressed classes and others. The resumption of minor inams including artisan inams contributed to the increase in some districts. The decrease in Tanjore was mainly due to the acquisition of land for public purposes and also to the fact that an extent of 965 acres had to be bought in by Government for land revenue and loan arrears.

8. *Assessment*.—The total assessment on holdings was Rs. 571·51 lakhs against Rs. 569·08 lakhs (as now revised) in the previous fasli, showing a net increase of Rs. 2,42,903. All districts contributed to this increase except Tanjore, where there was a decrease of Rs. 3,595 for the reasons mentioned in paragraph 7 above. The increase in the remaining districts was mainly due to the assignments made during the year. In East Godavari, the increase was also due to the settlement of the village of Gudimula in Razole taluk which had been omitted from the settlement during the previous year.

9. *Cultivation*.—The total area cultivated in ryotwari holdings was 20·80 million acres against 20·58 million acres in the previous fasli. There was a net increase of 191,925 acres under dry and 31,417 acres under wet. The increase under 'dry' was appreciable in the districts of Anantapur (25,946 acres), Trichinopoly (24,241 acres),

Malabar (24,199 acres), Salem (23,283 acres), Coimbatore (21,522 acres), North Arcot (21,100 acres), South Arcot (19,151 acres), Bellary (16,338 acres) and Guntur (16,073 acres). The increase under wet was marked in East Godavari (13,967 acres), Kistna (10,064 acres), Chingleput (8,221 acres) and North Arcot (8,180 acres). The total area cultivated during the year, including that under miscellaneous cultivation, was 21·95 million acres against 21·71 million acres in the previous fasli, while there was a decrease of 37,253 acres under waste charged. These results were due to the generally favourable character of the season. There was, however, a decrease of 21,102 acres under dry in East Godavari and of 9,887 acres under wet in Tanjore. The decrease in East Godavari was due to the fact that the season was unfavourable for the cultivation of dry lands, while the decrease in Tanjore was due to the deficiency of supply in river channels during the months of August and September 1928 and the want of timely rains.

10. *Water-rate and second-crop charge.*—The revenue derived from these sources amounted to Rs. 30·14 lakhs against Rs. 29·96 lakhs in the previous fasli. There was a gross increase of Rs. 2,77,177 in certain districts and a decrease of Rs. 2,59,458 in others, resulting in a net increase of Rs. 17,719. The increase was found mainly in the districts of North Arcot (Rs. 92,168), Chingleput (Rs. 82,648) and South Arcot (Rs. 75,856). The decrease was appreciable in East Godavari (Rs. 69,016), West Godavari (Rs. 58,262), Kistna (Rs. 31,004) and Tinnevely (Rs. 25,273). The increase in North Arcot, Chingleput and South Arcot was due to the favourable character of the season and a more adequate supply in the irrigation sources. The decrease in East Godavari was due to the registry, as wet, of dry lands which had previously been irrigated with standing permission. The decrease in Kistna was presumably due to the same reason. The closure of the Bank canal for repairs during the second-crop season was the main cause of the decrease in West Godavari. The registry of irrigated dry lands as wet also contributed to the decrease in this district. In Tinnevely there was marked decrease under second-crop charge owing to a warning issued to the ryots that maximum penalty would be levied for irregular irrigation.

11. *Remission.*—There was a total net remission of Rs. 22,48,111 during the fasli. This represents a decrease of Rs. 3,91,409 on the figures of last year and occurred mainly under the head “seasonal remissions”.

(i) *Seasonal remissions.*—There was a decrease of Rs. 5,11,066 in some districts and an increase of Rs. 1,20,234 in others, resulting in a net decrease of Rs. 3,90,832. The decrease occurred under all sub-heads except “Land submerged or inundated.”

BOARD OF REV. (L.R. & SETT.), No. 109, PRESS, 19TH DEC. 1929 9

(a) *Waste remitted.*—Remissions under this head amounted to 3.70 lakhs, or Rs. 97,460 less than in the previous year. The decrease was appreciable in North Arcot (Rs. 44,635), Chingleput (Rs. 25,806) and South Arcot (Rs. 25,083). There was however, a marked increase in Anantapur (Rs. 20,149) owing to deficiency in the irrigation sources of the Penukenda division. The following dry remissions were granted in the fasli :—

(1) Rupees 21 on an extent of 18 acres of dry waste in the Amalapuram taluk of the East Godavari district which had been assigned within the last two years to ex-military men and had not yet been brought under cultivation.

(2) Rupees 282 on an extent of 134 acres of sanded dry lands in Lalgudi and Trichinopoly taluks, granted under the authority of G.O. Mis. No. 532, dated 6th April 1925.

(b) *Shavi and short crop.*—The total amount remitted under this head was Rs. 1,12,698 against Rs. 3,30,983 in the previous fasli, the net decrease being Rs. 2,18,285. The decrease was marked in Tanjore (Rs. 56,013) and North Arcot (Rs. 50,863). There was however an increase of Rs. 5,074 in Cuddapah, owing to the unfavourable character of the season in that district.

(c) *Tirvakammi remissions* (i.e., the remission of the difference between wet and dry assessment on wet lands cultivated with dry crops, owing to insufficiency or failure of water-supply) amounted to Rs. 6,34,234 against Rs. 7,09,463 in the previous fasli, showing a net decrease of Rs. 75,229. This decrease was appreciable in North Arcot (Rs. 53,349), Vizagapatam (Rs. 14,372), Salem (Rs. 14,295), Chittoor (Rs. 11,205) and South Arcot (Rs. 10,491). There was however a marked increase in Anantapur (Rs. 12,623) and Nellore (Rs. 10,610) owing to insufficient supply in irrigation sources.

(d) *Injury by floods.*—The amount remitted under this head was Rs. 24,303 against Rs. 14,786 in the previous fasli, the net increase being Rs. 9,517.

(e) *Remission of second-crop charge.*—The amount remitted under this head was Rs. 27,877 against Rs. 34,481 in the previous fasli, the net decrease being Rs. 6,604.

(ii) Fixed remissions (i.e., abatement of demand granted for reasons unconnected with the season) amounted to Rs. 1.31 lakhs against 1.39 lakhs in the previous fasli showing a net decrease of Rs. 7,328. The decrease occurred under all the heads except under 'Remissions granted on account of irrigation by lift' and 'cowle remissions'. There was a marked increase in West Godavari (Rs. 1,887) under the former head and in Bellary (Rs. 580) under the latter.

(iii) *Beriz deductions*.—Deductions made from village collections in favour of inamdars and religious institutions, amounted to Rs. 9.41 lakhs against 9.34 lakhs in the previous fasli resulting in a net increase of Rs. 6,751. The increase occurred mainly under 'Allowances to religious institutions in lieu of cash payments' and 'share of shrotriyam proceeds or ready money inams'. Under the former head there were appreciable increases in South Arcot (Rs. 3,683) and Tanjore (Rs. 3,970) owing to the payment of arrears of previous years.

12. *Miscellaneous revenue*.—The revenue under this head amounted to Rs. 114.57 lakhs against 107.64 lakhs in the previous fasli, the net increase being Rs. 6,93,271. The increase occurred in almost all the items except 'water-rate and second-crop charge on minor inams in ryotwari villages', 'commission on estates under Court of Wards management' and 'Revenue from process-service fees'. The several items are dealt with below :—

Item 1—Jodi and quit-rent on minor inams.—The revenue under this head was Rs. 23.59 lakhs against Rs. 23.49 lakhs in the previous fasli or a net increase of Rs. 10,528.

Item 2—Water-rate on minor inams in ryotwari villages.—The revenue under this head was Rs. 15.04 lakhs against 15.13 lakhs in the previous fasli or a net decrease of Rs. 9,087. The decrease occurred mainly in West Godavari.

Item 3—Charge for water in zamindari and inam villages including tirvaijasti and fasaljasti items.—The revenue under this item was Rs. 24.40 lakhs against Rs. 23.99 lakhs in the previous fasli or an increase of Rs. 0.41 lakh. The increase was mainly in East Godavari (Rs. 23,056) and Kistna (Rs. 24,613). There was however a decrease in West Godavari (Rs. 21,452).

Item 4—Enhanced water-rate on lands irregularly irrigated.—The revenue under this item was Rs. 7.48 lakhs against 6.53 lakhs in the previous fasli or a net increase of Rs. 0.95 lakh. The increase was marked in Kistna (Rs. 66,849), Guntur (Rs. 27,200) and West Godavari (Rs. 25,198) while there was a decrease of Rs. 25,375 in Madura.

Item 5—Charges levied for occupation with or without application of assessed and unassessed lands not assigned.—The revenue under this head was Rs. 7.74 lakhs as against Rs. 7.19 lakhs in the previous fasli or a net increase of Rs. 0.55 lakh. The increase was marked in Kistna (Rs. 18,047).

Item 6—Charges levied for occupation of poramboke lands.—The revenue under this item during the fasli was Rs. 7.31 lakhs against Rs. 6.37 lakhs in the previous fasli the net increase being Rs. 0.94 lakh. The increase was appreciable in Nellore (Rs. 19,631).

BOARD OF REV. (L.R. & SETT.), No. 109, PRESS, 19TH DEC. 1929 11

Enhanced charges amounting to Rs. 4,84,041 were levied on an extent of 34,918 acres against Rs. 4,02,533 on an extent of 33,067 acres in the previous year, showing an incidence of Rs. 14 per acre against Rs. 12 per acre in the previous fasli. The highest average rates were Rs. 34 in Madura and Rs. 31 in Tanjore and East Godavari. The increase in East Godavari from the average rate of Rs. 18 per acre in the previous year was due to the fact that prohibitive penalties were charged in the case of persistent encroachments continued from previous faslis.

There were no porambokes to be reclassified in the districts of Madras and Malabar. The work of reclassification is reported to have been generally completed in the remaining districts. It is however observed that only taram assessment was levied on 88,050 acres of poramboke lands against 90,463 acres in the previous fasli. Occupation so charged was extensive in the districts of Anantapur (13,253 acres), Salem (10,542 acres), Guntur (8,552 acres), Kurnool (7,581 acres), Nellore (7,189 acres), Bellary (6,882 acres) and Tanjore (6,867 acres).

In Vizagapatam instructions have been issued to the taluk officers to submit proposals for the transfer to ayan of all unobjectionable cases. In East Godavari the highest dry rate of the village or district was charged in unobjectionable cases pending their conversion to 'ayan'. In Nellore steps are being taken to transfer unnecessary porambokes to assessed waste. In Bellary taram assessment is being charged in unobjectionable cases, pending subdivision, conversion to ayan and formal assignment. In Kurnool there were only a few cases of occupation in which the penal provisions of Act III of 1905 were not applied. In South Arcot the Tahsildars were directed to make a close scrutiny of the nature of poramboke occupation and taram assessment only was charged on the occupation of nattam and cultivation in unreserved forests, pending formal assignment. The Collector of Salem reports that the assignment of unobjectionable encroachments in the taluks of Salem, Attur, Rasipur and Trichengode is being attended to by the Settlement Party. The Collectors of the other districts report that steps have been taken to transfer to ayan the porambokes the occupation of which is unobjectionable. Although similar reports were received last year the figures of this year show that no appreciable progress has been made in transferring lands unnecessarily registered as poramboke to ayan and that the reports to the effect that the work of reclassification is completed are incorrect.

Item 7—Revenue derived from tree-tax.—The Revenue under this head was Rs. 3.95 lakhs against 3.93 lakhs in the previous fasli, the net increase being only Rs. 1,889.

Item 8—Commission from estates under Court of Wards management.—The amount of revenue derived under this head was Rs. 46,707 against Rs. 75,611 in the previous fasli, the net decrease being Rs. 28,904. The decrease was marked in Ramnad (Rs. 16,065) and Malabar (Rs. 8,757). In Malabar the decrease was due to the fact that the Zamorin's estate was handed over. The decrease in Ramnad was apparently due to the fact that the receipts under this head in the previous year included past arrears.

Item 10—Sale-proceeds of lands sold.—The revenue shown under this head was Rs. 5.13 lakhs against 3.95 lakhs in the previous fasli or a net increase of Rs. 1.18 lakhs. The increase was large in Kistna (Rs. 1,07,066) and has not been explained. In Salem, the increase of Rs. 17,174 was due partly to the sale of valuable lands under Board's Standing Order 15 (22) and partly due to the collection of land value by the Settlement Department, while assigning unobjectionable porambokes or other waste lands.

Item 11—Rent of lankas.—The revenue under this head was Rs. 6.35 lakhs against Rs. 5.60 lakhs, showing a net increase of Rs. 0.75 lakh. This increase was considerable in East Godavari in the fasli under report owing to keen competition amongst the bidders. The apparent decrease of Rs. 6,886 in Malabar is due to the fact that in a few cases the adjustment of the collections was not made in the year. In West Godavari the increase of Rs. 6,791 was due to the levy of assessment on certain encroachments for faslis 1336 and 1337.

Item 12—Quit-rent and ground-rent.—The revenue under this head amounted to Rs. 2.26 lakhs against Rs. 2.17 lakhs of the previous fasli, the net increase being Rs. 9,087. There was an increase of Rs. 9,271 in Madras owing to fresh assignment of lands on ground-rent and to the periodical revision of the ground-rents already imposed.

13. The net ryotwari demand, including water-rate, second-crop charge and miscellaneous revenue, amounted to Rs. 693.74 lakhs against 680.29 lakhs in the previous fasli. The details for the increase of Rs. 13.45 lakhs are given below:—

	LAKHS OF RUPEES.
1. Increase in the assessment on holdings	+ 2.43
2. Increase under water-rate and second-crop charge	+ 0.18
3. Decrease under remission	+ 3.91
4. Increase under miscellaneous revenue	+ 6.93
	13.45

These have been explained in the previous paragraphs.

BOARD OF REV. (L.R. & SETT.), No. 109, PRESS, 19TH DEC. 1929 13

14. *Total land revenue demand (current)*.—The demands under the several heads are compared below with those for the previous year :—

	Fasli 1337.	Fasli 1338.
	RS.	RS.
Peshkash on permanently settled estates	49,91,267	49,93,691
Shrotriyam jodi	7,53,335	7,52,857
Ryotwar and miscellaneous	6,80,10,535	6,96,74,772
Total	7,37,55,137	7,54,21,320

The variations under these heads have been explained in the previous paragraphs.

15. *Total demand under cesses (current)*.—The total demand under cesses is given below :—

	Fasli 1337.	Fasli 1338.
	RS.	RS.
Cesses on permanently settled estates	21,57,906	22,51,627
Cesses on whole inam villages	5,83,899	6,07,655
Cesses on ryotwar and miscellaneous	71,18,751	72,61,123
Total	98,60,556	1,01,20,415

16. *Demand and collection of land revenue and cesses (current)*.—The current demand under Land Revenue and Cesses during the fasli was Rs. 8,55,41,735. A sum of Rs. 8,47,70,220 or 99·10 per cent was collected within the fasli and Rs. 10,240 was written off the accounts. The percentage of collection during the previous fasli was 99·36.

17. *Demand and collection of arrears*.—The total arrear demand under all the heads amounted to Rs. 10,31,605. A sum of Rs. 6,77,893 or 65·71 per cent was collected (against 75·11 per cent in the previous fasli) and a sum of Rs. 2,10,384 or 20·39 per cent written off the accounts. The decrease in the percentage of arrear collections is due to the fact that a large sum was written off in the Bellary district, under the orders of Government.

18. The balance outstanding at the end of the fasli, including both arrears and current, was Rs. 9,04,604 against Rs. 10,31,872 at the end of the previous fasli. As reported by Collectors in their demand, collection and balance statements for October 1929, the balance at the beginning of fasli 1338 was Rs. 9,04,537. Up to the end of October 1929, a sum of Rs. 4,11,868 was collected and

Rs. 15,841 written off the accounts. Proposals had been made to write off Rs. 247. The net recoverable balance on 1st November 1929 was Rs. 4,76,581. Of this amount, the collection of a sum of Rs. 2,53,333 was covered by suspensions or postponements chiefly in the Bellary, Madura, Tinnevely and East Godavari districts. Deducting this amount, the collectable balance on 1st November 1929 was Rs. 2,23,248.

19. *Reconciliation of differences between the collection of land revenue and cesses as shown in the jamabandi and the Accountant-General's statements and overpayments.*—This is carried out month by month along with the reconciliation of the figures of expenditure.

20. *Adjustment to local boards of cesses collected during the fasli.*—Land revenue and cesses are collected together and the distribution of the total collections between 'Land Revenue' and 'Cesses' is effected in the Collector's office after the compilation of the accounts relating to the fasli year.

Statements showing the amounts collected during fasli 1338 on behalf of local boards, the payments made to them during the fasli and the amounts to be finally adjusted either to their credit or debit, are being received. After verification by the Accountant-General of the amounts shown by Collectors as payments made to local boards, the recovery of overpayments will be watched by the Board in accordance with the instructions contained in paragraph 3 of G.O. No. 5197, L. & M., dated 7th December 1926.

21. *Charges debitable to Land Revenue.*—The charges of the Land Revenue department are shown in the accounts under the heads '22. R.E. General Administration—District Administration,' and '26. e. Police—Village Police—Ryotwari and proprietary Estates Talaiyaris.' The district administration charges excluding village establishments amounted to Rs. 108.75 lakhs during fasli 1338. The village service charges (including those of proprietary estates) during the fasli were Rs. 121.02 lakhs. The total charges amounted to Rs. 229.77 lakhs or 26.88 per cent of the total land revenue and cesses collected. It must however be borne in mind that this amount does not represent merely the cost of collecting the land revenue. The Land Revenue department performs multifarious duties of which the administration of the land is only one. The village establishment, in particular, is the servant of all departments of Government. Moreover a considerable portion of the time of the Collector and his subordinate officials is occupied by magisterial work. While the actual cost of collecting the land revenue cannot be estimated with any degree of accuracy it is certainly far less than the figure shown above.

BOARD OF REV. (L.R. & SETT.), No. 109, PRESS, 19TH DEC. 1929 15

22. *Processes under Act II of 1864.*—Statement No. 12 gives the particulars of coercive processes issued for the realization of Government dues under Act II of 1864. The following extract shows the number of processes of each kind issued during the year as compared with the figures for the three preceding faslis:—

Coercive processes.	Faslis.			
	1335.	1336.	1337.	1338.
Demand notices	732,621	962,789	848,981	795,320
Distrain or attachment notices	94,211	73,072	77,395	56,119
Sale notices	76,194	59,184	55,447	48,774
Sales (number of defaulters).. .. .	6,330	5,850	5,354	4,286
Total	909,356	1,100,895	987,177	904,499

23. *Demand notices.*—There was a decrease in the number of demand notices issued during the fasli as compared with the two previous faslis.

24. *Distrain or attachment notices.*—As compared with the previous faslis there was a general fall in the number of distrain or attachment notices.

25. There has been a satisfactory decrease in the percentage of the number of distraints and attachments to that of demand notices.

Percentage of attachment to the total number of demand notices.

Faslis.	Personal property.	Real property.	Total.
1335	9.52	2.86	12.38
1336	5.86	1.58	7.44
1337	8.29	2.99	11.28
1338	6.63	2.56	9.19

The number of defaulters whose immovable property was attached during the fasli was 20,362 as against 25,411 in fasli 1337.

26. *Sale notices.*—Out of 73,128 defaulters whose property was attached 33.30 per cent paid up the arrears before sale notices were issued against 42.14 per cent in the previous fasli. The number of attachments was largest in Tanjore (15,876).

27. *Sales.*—The number of defaulters whose property was sold was less than in fasli 1337. There was a decrease in the number of sales of both real and personal properties. The percentage borne by actual sales to sale notices in the Presidency was 8.79 against 9.65 in fasli 1337 and the percentage of the number of defaulters whose properties were sold to the total number of holdings was 0.08 against

0.10 in the previous fasli. The statement below shows the particulars of sales in fasli 1338 compared with those for the preceding three faslis :—

	Personal property				Real property				Total.			
	Fasli 1335.	Fasli 1336.	Fasli 1337.	Fasli 1338.	Fasli 1335.	Fasli 1336.	Fasli 1337.	Fasli 1338.	Fasli 1335.	Fasli 1336.	Fasli 1337.	Fasli 1338.
Percentage of sales of property to—												
(1) the number of holdings.	0.03	0.02	0.02	0.02	0.09	0.09	0.08	0.06	0.12	0.11	0.10	0.08
(2) the number of attachments.	1.69	1.88	1.55	1.50	5.03	6.28	6.50	6.14	6.72	8.16	7.05	7.64
(3) the number of sale notices.	8.30	9.88	9.65	8.79
Arrears at the beginning of the fasli under report under ryotwari and miscellaneous (in lakhs of rupees)	21.69	11.17	19.41	8.43
Arrear balance at the end of the fasli (in lakhs of rupees)	0.83	0.51	5.08	1.27
Percentage of current collections to current demand.	98.38	97.35	99.35	99.10

Value of lands sold.—Immovable property of the value of Rs. 3,67,309 was sold for the recovery of arrears amounting to Rs. 84,584. The sum realized was Rs. 97,953. The value of land was noticeably disproportionate to the arrears in Cuddapah, Bellary, Chingleput, South Arcot, Tanjore, Ramnad, Madura and Coimbatore. The reasons given by the Collectors are similar to those reported to Government in B.P. Rout. No. 2337, dated 21st April 1927. The prices fetched by lands sold to private individuals amounted on the average to $5\frac{1}{2}$ times the assessment in the case of dry lands and $7\frac{1}{2}$ times the assessment in the case of wet lands. In fasli 1337 immovable property of the estimated value of Rs. 4,78,415 was sold for the recovery of arrears amounting to Rs. 1,21,550 and the amount realized was Rs. 1,50,097. The average price fetched for lands sold to private individuals was five times the assessment in the case of dry lands and a little more than three times the assessment in the case of wet lands.

Extent of land sold.—The extent of land sold to private individuals in the fasli was 11,212.95 acres under dry and 1,493.53 acres

BOARD OF REV. (L.R. & SETT.), No. 109, PRESS, 19TH DEC. 1929 17

under wet against 11,752.51 acres and 5,973.72 acres respectively in fasli 1337.

The total area bought in by Government for want of bidders was 4,889.57 acres under dry land and 831.40 acres under wet land against 7,467.84 acres and 2,288.56 acres respectively in fasli 1337.

28. *Process-serving establishment.*—Statement No. 13 gives particulars of the processes served by the ordinary village agency and by special establishments and of the fees realized during the year. The total number of processes served by the village agency was 834,810 or 69,894 less than in fasli 1337. The number of processes served by special agency (39,522) was less than in the previous fasli (42,457).

29. *Costs in civil suits.*—Rupees 43,210 were awarded to Government as costs during the fasli. Including Rs. 35,610 the revised opening balance, the total demand was Rs. 78,820 of which Rs. 30,666 were collected. Rupees 5,426 were written off and Rs. 4,562 were recommended to be written off the accounts. The net recoverable balance at the end of the fasli was Rs. 38,166 made up of the following items:—

	RS.
(1) Amount collected after the close of the fasli ...	2,669
(2) Amount remaining uncollected pending decision of appeals by civil courts	18,019
(3) Amount involved in execution proceedings ...	7,829
(4) Amount pending collection for other reasons ...	9,649

30. *Interest on arrears of land revenue (Statement No. 14).*—The total demand on account of arrears of land revenue including the balance at the beginning of the fasli was Rs. 31,778 of which Rs. 13,466 were collected and Rs. 412 remitted, leaving a balance of Rs. 17,900 against Rs. 16,797 in the previous fasli. The balance exceeds Rs. 2,000 in the South Arcot, Madura and Ramnad districts.

31. *Sale of lands under Board's Standing Orders Nos. 15, 16, 21, 22, 45, 90 and 91.*—Under the rules for the sale of occupancy right in lands at the disposal of Government (Standing Order No. 15) 4,395.84 acres assessed at Rs. 9,745 were sold for Rs. 3,08,018, 3.43 acres of tank bed lands assessed at Rs. 7 were sold for Rs. 1,158 under Standing Order No. 16, 18.92 acres of house sites in towns were sold for Rs. 18,772 under Standing Order No. 21, 1.74 acres occupied by Government departments were sold for Rs. 310, under Standing Order No. 22 and 1,449.35 acres of land bought in by Government at sales for arrears of revenue were resold under Standing Order No. 45 for Rs. 14,090. 32.82 acres which had been acquired for public purposes and were subsequently relinquished were sold under Stading Order No. 90 for Rs. 5,592. 9.89 acres of land for which the Railway is not likely to have any further use

were sold for Rs. 340 under Standing Order No. 91. In Bellary 3.90 acres of escheated land were sold for Rs. 10 under Standing Order No. 197. 1 caw. and 1,390 sq. feet of land were sold in Madras for Rs. 520 under the special rules governing the disposal of vacant lands in the City.

32. *Subdivision of quit-rent.*—No applications were received during the year under Standing Order No. 58 for the subdivision of the joint liability of shareholders in whole inam villages or inams.

33. *Transfer of registry of holdings.*—Transfers of revenue registry fall under the following main heads:—

(a) Transfers made with reference to applications and notices received from Sub-Registrars ; and

(b) those effected on applications and intimations received from parties, village officers and others.

(i) Under the first head 386,091 applications were received during the fasli against 403,940 in the previous fasli, the decrease being 17,849 or about 4.4 per cent. The bulk of the decrease occurred in South Arcot (28,513) whereas there were slight increases in Guntur (4,970), Kurnool (2,728) and Bellary (2,423).

(ii) Under the second head, the number received was 168,299 against 141,230 in the previous fasli, the increase being 27,069 or about 19.2 per cent. The bulk of the increase was in the districts of Bellary, Chittoor, Madura, Tinnevely, Coimbatore and Salem.

The total number of applications of all kinds including the number pending disposal at the beginning of the fasli was 629,815 ; of these 543,962 were disposed of during the fasli, leaving a balance of 85,853 (or about 13.6 per cent of the total number) against 75,346 (or about 12.3 per cent of the total number) in the previous fasli. Of the total number of applications disposed of during the fasli, 131,844 or about 24.2 per cent were rejected and 6,239 were transferred to Deputy Tahsildars for disposal. The rejections were mainly due to failure to pay subdivision fees or to put up ridges to distinguish separate enjoyments.,

The percentage of pendency was high in the districts of Anantapur (24), Guntur (23), Vizagapatam (22), Bellary (21), the Nilgiris (19), Ganjam (18), Kistna (17), Kurnool (16), Chittoor (16), South Arcot (16), Godavari East (15), Nellore (15), and Madras (15). The increase in Anantapur, Bellary and Guntur was due to the receipt of a large number of applications during the fasli. In Chittoor, the increase was due largely to the closer scrutiny by officers of every class which disclosed numerous cases, in which transfers had to be effected. The Collector reports that the experimental scheme of verification of revenue registry has been working satisfactorily.

34. The rule laid down in paragraph 2 of Board's Standing Order No. 12 that the settlement of each taluk should be conducted by the Collector himself once in five years was complied with except in the case of the Gudur taluk and Sulerpet division of Nellore district. In fasli 1335, owing to the ill-health of the then Collector (Mr. Reilly), the jamabandi was conducted by the Revenue Divisional Officers of Gudur and Nellore respectively though the accounts were checked by the Collector's office establishment.

35. *Loans and advances.*—The advances made under the Land Improvement Loans Act during the year amounted to Rs. 5·95 lakhs and those made under the Agriculturists' Loans Act to Rs. 9·29 lakhs, making a total of Rs. 15·24 lakhs against Rs. 24·24 lakhs in fasli 1337. The difference was the net result of an increase in the amounts advanced in four districts and a decrease in 21 districts. The decrease was considerable in Kurnool, Bellary, Nellore and Coimbatore.

36. Including the uncollected balance of the amount due during the previous year, a sum of Rs. 9·65 lakhs was repayable during the year under the Land Improvement Loans Act on account of principal, while the amount repayable under the Agriculturists' Loans Act was Rs. 13·87 lakhs. Of these amounts, Rs. 8·66 lakhs or 89·7 per cent under the former Act and Rs. 12·56 lakhs or 90·6 per cent under the latter Act were collected. Sums amounting to Rs. 0·84 lakh under the Land Improvement Loans Act and Rs. 0·51 lakh under the Agriculturists' Loans Act were repaid by borrowers in advance of the due date, while a sum of Rs. 5,343 was written off as irrecoverable under the former Act and Rs. 2,305 under the latter Act.

37. *Coercive processes.*—The aggregate amount of principal and interest repayable during the year under both the Acts, including the balance remaining unpaid out of sums which fell due in previous years was Rs. 34,66,111 of which a sum of Rs. 9,78,426 or 28·2 per cent was collected immediately it fell due and a sum of Rs. 19,38,524 or 55·9 per cent after issue of demand notices. A sum of Rs. 1,86,814 was collected after the attachment of property but before sale, while the amounts realized by the sale of moveable and immoveable properties were Rs. 10,702 and Rs. 41,976 respectively. A sum of Rs. 8,888 was written off as irrecoverable under both principal and interest. The balance outstanding at the end of the year was Rs. 3,00,781 and was heaviest in Bellary (Rs. 50,549) and Tanjore (Rs. 60,135) where however it was considerably lower than at the end of last year.

38. The number of wells newly constructed and the number repaired during the year with the aid of loans under the Land

Improvement Loans Act are shown below with the corresponding figures for the previous year :—

Fasli	Wells newly constructed.			Wells repaired.		
	Number.	Extent of land benefited.	Cost.	Number.	Extent of land benefited.	Cost.
1337	767	ACS 3,190	RS 2,69,817	942	ACS 4,698	RS 3,08,807
1338	559	2,178	2,10,392	604	2,720	1,86,062

The largest number of wells (215) constructed or repaired during the year was in North Arcot. The numbers were also large in Salem (197), Coimbatore (203) and Madura (139). A sum of Rs. 93,872 was spent on the reclamation of 2,049 acres of land against Rs. 1,39,124 in the previous fasli, the largest amount being in Vizagapatam (Rs. 26,865 on 679.24 acres of land). Rs. 1,02,412 were spent on other improvements such as removal of nuth grass, the construction of bunds and the lowering of the level of fields, benefiting altogether 4,052 acres.

The following statement shows the purposes for which the advances made to cultivators under the Agriculturists' Loans Act were utilized during the two faslis 1337 and 1338 :—

Fasli	Purchase of seed grain.	Purchase of cattle.		Rebuilding of houses.		Sugarcane mills.	Purchase of fodder.	Other purposes.
		Number.	Amount.	Number.	Amount.			
1337	RS 16,566	11,635	RS 9,26,934	71	RS 46,085	RS 13,545	RS 1,07,065	RS 28,875
1338	9,320	11,728	8,64,398	342	51,900	920	10,582	31,354

39. *Survey advances.*—The advances drawn by Collectors during the official year 1928–29 under the head “Revenue Survey advances—Collectors” amounted to Rs. 78,033 as detailed below against Rs. 69,194 in the previous year :—

District.	RS.	District.	RS.
Ganjam	5,447	North Arcot	2,210
Vizagapatam	1,342	South Arcot	1,251
East Godavari	847	Tanjore	5,488
West Godavari	1,326	Trichinopoly	6,289
Kistna	539	Madura	3,303
Guntur	7,934	Ramnad	2,269
Nellore	1,803	Tinnevelly	7,848
Kurnool	2,272	Salem	1,646
Cuddapah	6,514	Coimbatore	6,800
Bellary	1,518	The Nilgiris	761
Anantapur	924	Malabar	3,391
Chittoor	2,168	South Kanara	1,113
Chingleput	2,618	Madras	412

Of the total amount of advances outstanding against Collectors, including the amounts referred to above, a sum of Rs. 89,470 was adjusted during the year, leaving a net debit of Rs. 2,33,599 under "Revenue Survey advances—Collectors."

Under the head "Cost of survey marks—Collectors" a sum of Rs. 64,122 was collected during the year, leaving a balance of only Rs. 5,131 to be realized. The arrear outstanding at the beginning of the year under "Cost of survey marks—Survey officers" was Rs. 3,87,371. Fresh landholders' bills for Rs. 6,54,481 were received from Survey officers during the year. Of the total demand of Rs. 10,41,852 under the head, a sum of Rs. 5,67,973 was collected, leaving a balance of Rs. 4,73,879.

The major portion of the balance of Rs. 4,73,879 is outstanding in the districts of Malabar, West Godavari and the Nilgiris.

Malabar (Rs. 4,29,944).—The arrears relate to the taluks of Wynaad, Ernad, Walluvanad, Ponnani and Chirakkal. In the first four taluks, collections are to be made in instalments. The amount of Rs. 4,29,944 shown as arrears against this district includes a sum of Rs. 3,37,026 on account of instalments not due. The actual balance for collection at the end of the official year 1928-29 was Rs. 92,918. This has since been reduced to Rs. 24,900.

West Godavari (Rs. 21,997).—The Collector reports that a sum of Rs. 18,099 was adjusted to the debit of the district only on 27th March 1929 and that there was not sufficient time to collect it before the end of March 1929. Excluding this amount, the balance was only Rs. 3,898.

The Nilgiris (Rs. 7,100).—The amount has to be collected in instalments as in the Malabar-Wynaads. The arrear has since been reduced to Rs. 3,429.

40. *Junior Civilians.*—The reports from Collectors show generally that their Civilian Divisional Officers possess an adequate knowledge of the vernaculars and that the progress of Assistant Collectors is satisfactory.

41. *Effect of recent legislation on the people.*—No new enactment affecting the agricultural classes generally was passed during the fasli under report. The Madras Hindu Religious Endowments Act has not been in force for a sufficiently long time to call for any special remarks. The Collector of Cuddapah states that little useful work has yet been done under the Act. The Collector of Bellary is of opinion that the people are now beginning to realize the significance and importance of the Act. The Collector of North Arcot reports that as a result of the Village Officers Restoration Act the prompt collection of land revenue has been facilitated. The Collector of Madura reports that the advantages of the Madras Agricultural Pests and Diseases Act of 1919 are more appreciated by the ryots than in previous years. The Madras Decentralization Act VIII of 1914 which empowered Tahsildars and Deputy Tahsildars

to charge enhanced assessment in cases of unauthorized occupation and to deal with cases of irregular irrigation is reported to have worked satisfactorily and to have facilitated the conduct of jamabandi. In Cuddapah, however, the working of the Local Board and Panchayat Acts was as in the previous year prejudiced by the existence of factions and the lack of co-operation and public spirit among the people. The panchayat courts are gradually becoming popular.

42. *Enhanced water-cess on irregular irrigation.*—The system of publishing a general or collective notice in each village in accordance with B.P. No. 58, Settlement, dated 10th April 1919, is reported to have worked fairly well. The ryots generally are acquainted with the rules and make timely representations to the jamabandi officers. In East Godavari, the breaching of irrigation channels continues to be a difficult problem and measures to reduce such offences to a minimum are being devised.

43. *Tank-bed cultivation.*—There are no tank-bed lands fit for cultivation in the districts of Madras, the Nilgiris, South Kanara and Malabar. In their Order Mis. No. 1613, Revenue, dated 2nd September 1922, Government withdrew the special concessions relating to tank-bed cultivation. During the year 324 acres of tank-bed lands were cultivated in Cuddapah and the revenue derived was Rs. 2,723. Enhanced assessment to the extent of Rs. 2,146 was imposed for unauthorized occupation. In Nellore tank-bed cultivation was rigidly repressed in the fasli under report. In cases, where the depressed classes and others persisted in occupying these lands, the occupiers were evicted, and deterrent penalties under Act III of 1905 were imposed. In Anantapur, permission was granted for the cultivation of tank-beds with melons in all the taluks except Gooty and Tadpatri. The Collectors of Kurnool and North Arcot report that there was unauthorized cultivation of large areas of tank-bed during the fasli which was adequately dealt with by the imposition of penalties and by eviction. In three taluks of Ramnad there was tank-bed cultivation but it did not affect the tanks adversely. The Collector of Coimbatore also reports that no damage was caused to the tanks by cultivation in the tank-beds of four villages in Coimbatore taluk and five villages in Kollegal taluk. In the other districts, there were no cases of tank-bed cultivation.

44. *Examination of village and taluk accounts.*—The maintenance of the accounts was fairly satisfactory and no general errors of a serious nature were disclosed. Such minor defects as were noticed were pointed out then and there and promptly rectified. The Collector of Chingleput, however, reports that some of the accounts maintained in the Chingleput taluk were either defective or incomplete and that steps have been taken to rectify the errors and omissions.

45. *The taluk and village statistical registers.*—The taluk statistical registers prescribed in the Manual of Taluk Accounts (Special) were maintained in the districts of Malabar, South Kanara and the Nilgiris and village statistical registers were maintained in all the

ryotwari villages of other districts. The following statement shows the progress made in writing up and checking the registers up to and during fasli 1338.

District.	Number of ryotwari villages.	Number of villages in which registers have been opened.	Number of villages in which the registers have been written up and checked in fasli 1338.
1. Ganjam	1,097	1,097	1,097
2. Vizagapatam	377	377	377
3. Godavari, East	(a) 850	850	(c) 815
4. Godavari, West	(b) 348	348	348
5. Kistna	404	404	404
6. Guntur	758	758	758
7. Nellore	529	529	529
8. Cuddapah	756	756	756
9. Anantapur	751	751	751
10. Bellary	873	873	(d) 867
11. Kurnool	695	695	695
12. Chingleput	1,485	1,485	(e) 1,406
13. Chittoor	469	469	469
14. North Arcot	1,678	(f) 1,675	1,675
15. South Arcot	2,215	2,215	2,215
16. Tanjore	1,430	1,430	1,430
17. Trichinopoly	709	709	709
18. Madura	702	702	702
19. Ramnad	154	154	154
20. Tinnevely	581	(g) 579	579
21. Coimbatore	1,033	1,033	1,033
22. Salem	1,474	1,474	1,474

(a) Includes 105 villages of Palkonda Agency not shown in statement No. 3.

(b) Includes 115 rented villages of the Yellavaram taluk and the villages in the Bhadrachalam and Nugur taluks not shown in statement No. 3.

(c) The Tahsildar of Ramachandrapur has been instructed by the Collector to arrange for the speedy completion of the checking of the registers in the case of the remaining villages.

(d) The Collector of Bellary reports that action is being taken to complete the work in respect of the remaining six villages in Hospet taluk.

(e) The Collector of Chingleput reports that instructions have been issued to complete the work soon in the case of the remaining villages.

(f) Three villages in Tirupattur taluk are hill villages under the control of the Forest Department and statistical registers have not been prescribed in their case (vide B. P. Mis. No. 2804, dated 20th December 1923).

(g) Registers of two villages in Ambasanudram taluk have been filed in civil courts.

46. *Minor Irrigation.*—Statement No. 19 shows for each district the number of irrigation works in charge of the Revenue Department, the number repaired and the amount spent on them during the official year ending 31st March 1929. It also shows the number proposed for repairs during the official year ending 31st March 1930.

47. *Conference with ryots.*—The Collector of Ganjam arranged for lectures on improved methods of agriculture by the Agricultural Demonstrator, while the Executive Engineer, Ganjam Division, and the Revenue Divisional Officer held special conferences concerning irrigation and drainage. In East Godavari the jamabandi officers held conferences at various centres, and the officers of the Agricultural department explained to the ryots the utility of sowing certain kinds of seed grain, the methods of manufacturing manure economically and other modern developments in agriculture. The representatives of rural bodies communicated freely with local officials on

matters of public utility. The Collector of Nellore reports that special irrigation conferences were held in Kovur and Nellore taluks, at which the grievances of the ryots were heard. Conferences were held by the Collector of Cuddapah and the Revenue Divisional Officers, at which subjects relating to irrigation, grazing fees, repairs to irrigation sources, formation of roads were discussed and prompt action taken wherever necessary. The Revenue Divisional Officer, Anantapur, discussed with the ryots matters relating to assignment of lands not reserved for depressed classes, and matters relating to repairs to irrigation sources and the working of forest panchayats and village panchayat courts. In Bellary, the Collector together with the Subdivisional Officer, Public Works Department, discussed the problem of securing coolies for repairing the anicut at Sathanur. In Kurnool the officers of the Agricultural and Veterinary departments attended the conferences held by the Collector at Cumbum and Sirvel taluks and gave demonstrations in the use of iron ploughs and methods of inoculation for rinderpest. In Chittoor the Collector published notices inviting ex-Military men and members of the depressed classes to represent their grievances to which was a fairly good response from the latter. Conferences were held with the leading ryots of the villages in North Arcot by the jamabandi officers and lectures were delivered on village sanitation, agriculture, forest and village panchayats and kudimaramat. In all the taluks of Tanjore, ryots' conferences were held at which the officers of the Public Works and Co-operative departments, and Agricultural Demonstrators were present. The attendance was fairly large and the ryots showed considerable interest on questions of irrigation, drainage and co-operation. Conferences of the ryots were held by the Collector of Trichinopoly at jamabandi camps, at Karur and Kulittalai, where improved methods of agriculture, the benefits of co-operative credit, and the methods of reducing cattle mortality were explained to the ryots, and demonstrations with magic lantern illustrations were given by the officers of the Industrial, Agricultural and Veterinary departments. In Salem, the Agricultural Demonstrator who was present at the time of jamabandi explained to the ryots the advantages of improved methods of cultivation and the necessity for the eradication of cotton plants before 1st September. Conferences were also held in the districts of Malabar, South Kanara and the Nilgiris. In South Kanara only the village officers and their menials were present. In Malabar the people took no interest in the instructions given by the officers of the Agricultural department.

(True extract)

B. G. HOLDSWORTH,
Secretary.

To the Secretary to Government, Revenue Department.
" Secretary to Government, Finance Department.

[Enclosures.

No. 2.—Statement showing the approximate area and revenue of the zamindaris in the Presidency of Madras for fasli 1338 (1928-29).

District.	Name of the zamindari.	As per census of 1931.			Estimated revenue realized by the zamindars in fasli 1338.	Peshkash payable to Government in fasli 1338.
		Cultivated and cultivable area.	Uncultivated area.	Total.		
		ACS.	ACS.	ACS.	RS.	RS.
Ganjam	Parlakimedi	227,200	40,800	268,000	4,96,336	79,724
Visagapatam	Vizianagram	384,000	81,280	465,280	20,18,817	(a) 4,94,816
	Bobbili	65,280	12,160	77,440	6,21,313	83,463
	Jeypore	5,975,680	10,23,498	15,988
East Godavari	Pithapuram	157,120	49,280	206,400	9,45,902	2,62,782
Kistna	Devarakota	89,600	28,160	117,760	2,52,021	79,495
Nellore	Venkatagiri	760,960	401,280	1,162,240	14,77,925	(d) 3,68,734
Chittoor	Karvetnagar	218,880	222,720	441,600	8,58,571	1,73,842
	Kalahasti	368,000	411,620	779,520	4,78,719	(e) 1,72,982
Ramanad	Sivaganga	232,960	137,600	370,560	12,63,558	2,53,451
	Ramanad	586,880	158,720	745,600	11,47,214	2,92,827
Tinnevelly	Ettiyapuram	337,750	3,03,691	77,985
	All other estates	8,138,080	1,62,89,721	26,37,812
				19,086,910	2,71,77,286	49,93,691

	RS.
(a) Ganjam portion	17,588
Vizagapatam portion	4,67,765
East Godavari portion	9,383
Total	4,94,816

	RS.
(b) Nellore portion	3,23,806
Guntur	44,928
Total	3,68,734

	RS.
(c) Nellore portion	59,971
Chittoor portion	60,624
Chingleput	52,387
Total	1,72,982

No. 3.—Statement of ryots' holdings and cultivation in the several districts of the Madras Presidency
for fasli 1338 (1928-29).

(Paragraphs 3, 9 and 10 of the report.)

District.	Number of ryot-war villages.	Ryots' holdings						Deduct land given up or transferred to other heads.	
		Dry		Wet.		Total		Dry.	
		Extent.	Assessment.	Extent.	Assessment.	Extent.	Assessment.	Extent.	Assessment.
(1)	(2)	(3)	(4)	(5)	(6)	(7)	(8)	(9)	(10)
		ACS.	RS.	ACS.	RS.	ACS.	RS.	ACS.	RS.
1. Ganjam	* 1,097	* 2,75,740	* 3,01,283	* 213,696	* 8,04,147	* 489,436	* 11,05,410	7,073	7,980
2. Visagapatam ..	272	124,889	1,45,983	* 73,903	* 4,50,490	* 198,792	* 5,96,473	2,396	2,834
3. Godavari, East ..	577	407,682	5,89,779	189,526	13,66,303	597,208	* 19,56,082	47,316	84,578
4. Godavari, West ..	349	255,414	* 2,86,345	265,701	17,11,349	521,115	19,97,694	3,742	5,599
5. Kistna	404	363,314	* 5,16,846	146,152	9,62,804	509,766	* 14,79,650	13,693	22,388
6. Guntur	758	1,642,858	28,82,483	260,468	20,24,544	1,903,324	49,07,027	126,074	1,73,019
7. Nellore	529	706,903	7,44,920	222,204	14,14,689	929,107	21,59,609	32,455	40,534
8. Cuddapah	756	837,696	8,01,295	72,282	4,43,563	909,978	12,44,858	60,995	54,162
9. Anantapur	751	1,585,625	7,29,930	121,589	5,81,379	1,707,214	13,11,309	64,202	32,929
10. Bellary	873	1,978,319	15,39,980	41,298	2,80,373	2,019,617	18,20,353	163,953	1,11,686
11. Kurnool	695	1,501,272	13,13,288	39,799	2,70,484	1,541,071	15,83,772	124,775	1,21,183
12. Madras									
13. Chingleput	1,497	340,878	4,13,859	356,273	14,84,321	697,151	18,98,180	16,571	20,381
14. Chittoor	469	* 459,448	* 3,04,642	* 86,489	* 5,01,712	* 545,937	* 8,06,304	34,949	19,991
15. North Arcot	1,678	* 929,620	* 11,11,487	* 271,980	* 17,64,168	* 1,201,600	* 28,75,665	47,217	56,674
16. South Arcot	2,215	1,208,150	20,00,900	394,976	26,83,967	1,603,126	48,84,867	33,443	55,140
17. Tanjore	1,430	374,369	6,39,034	782,120	59,37,379	1,156,489	65,76,413	19,198	31,111
18. Trichinopoly	709	1,298,621	13,62,550	174,632	14,13,444	1,473,253	27,75,994	62,500	64,537
19. Madura	702	963,525	12,27,183	213,334	* 15,09,595	1,176,859	* 27,36,778	49,570	59,733
20. Ramnad	154	* 286,182	* 3,85,845	* 29,402	* 1,93,549	* 315,584	5,79,394	16,865	22,525
21. Tinnevely	581	* 1,042,866	* 7,51,000	* 182,775	* 18,15,278	1,225,641	* 25,66,278	84,736	58,645
22. Coimbatore	1,033	2,202,588	22,92,716	80,528	6,93,299	2,283,116	29,86,015	183,477	202,570
23. The Nilgiris	54	215,972	1,33,696	8,055	16,653	224,027	1,50,349	44,818	27,799
24. Salem	* 1,474	1,351,401	15,56,630	94,469	6,91,144	1,445,870	21,47,774	63,522	68,960
25. South Kanara	* 790	539,978	6,19,601	424,137	19,03,149	964,115	25,23,050	44,445	50,798
26. Malabar	2,223	1,014,480	15,69,126	542,417	18,69,896	1,556,897	34,39,022	59,552	80,881
Total	22,079	21,907,788	2,42,20,391	5,288,506	3,26,87,979	27,196,293	5,69,08,370	1,407,547	14,77,637

* Revised figure.

No. 3.—Statement of ryots' holdings and cultivation in the several districts of the Madras Presidency
for fasli 1338 (1928-29)—*cont.*

District.	Deduct land given up or transferred to other heads— <i>cont.</i>				Remainder.					
	Wet.		Total.		Dry.		Wet.		Total.	
	Extent	Assessment.	Extent.	Assessment.	Extent.	Assessment.	Extent.	Assessment.	Extent.	Assessment.
	(11)	(12)	(13)	(14)	(15)	(16)	(17)	(18)	(19)	(20)
	ACS.	RS.	ACS.	RS.	ACS.	RS.	ACS.	RS.	ACS.	RS.
1. Ganjam	6,891	25,188	13,964	33,168	268,667	2,93,283	206,806	7,78,959	475,472	10,72,242
2. Visagapatam ..	1,342	7,588	3,738	10,422	122,493	1,43,149	72,561	4,42,902	195,054	5,86,051
3. Godavari, East ..	3,394	14,548	50,710	99,126	360,366	5,05,201	186,132	13,51,755	546,498	18,56,956
4. Godavari, West ..	6,693	42,561	10,435	48,160	251,672	2,80,746	259,008	16,68,788	510,680	19,49,534
5. Kistna	3,891	26,186	17,584	48,574	349,621	4,94,458	142,561	9,36,618	492,182	14,31,076
6. Guntur	9,887	68,762	135,961	2,41,781	1,516,782	27,09,464	250,581	19,55,782	1,767,363	46,65,246
7. Nellore	9,637	57,357	42,092	97,891	674,448	7,04,386	212,567	13,57,332	887,015	20,61,718
8. Cuddapah	5,149	30,985	66,444	85,147	776,701	7,47,133	66,833	4,12,578	843,534	11,59,711
9. Anantapur	5,648	25,537	69,850	58,466	1,521,423	6,97,001	115,941	5,55,842	1,637,364	12,52,843
10. Bellary	4,410	28,391	168,363	1,40,077	1,814,366	14,28,294	36,888	2,51,982	1,851,254	16,80,276
11. Kurnool	6,053	22,739	130,838	1,43,922	1,376,497	11,92,105	33,736	2,47,745	1,410,233	14,39,850
12. Madras										
13. Chingleput	17,781	72,409	34,352	92,790	324,307	3,93,478	338,492	14,11,912	662,799	18,05,390
14. Chittoor	5,760	34,957	40,709	54,948	424,499	2,84,651	80,729	4,66,755	505,228	7,51,406
15. North Arcot	15,306	94,653	62,523	1,51,327	882,403	10,54,823	256,674	16,69,515	1,139,077	27,21,338
16. South Arcot	12,033	76,252	45,476	1,31,392	1,174,707	19,45,760	382,943	26,07,715	1,557,650	45,53,475
17. Tanjore	40,178	2,93,831	59,376	3,24,942	355,171	6,07,923	741,942	56,43,548	1,097,113	62,51,471
18. Trichinopoly ..	8,080	62,697	70,580	1,27,234	1,236,121	12,98,013	166,552	13,50,747	1,402,673	26,48,760
19. Madura	9,131	66,184	58,701	1,25,917	913,955	11,67,450	204,203	14,43,411	1,118,158	26,10,861
20. Ramanad	2,965	9,792	19,830	32,317	269,317	3,63,320	26,437	1,83,757	295,754	5,47,077
21. Tinnevely	14,669	1,39,756	99,405	1,99,401	958,130	6,91,355	168,106	16,75,522	1,126,236	23,66,877
22. Coimbatore	6,408	52,770	189,885	2,55,340	2,019,111	20,90,146	74,120	6,40,529	2,093,231	27,30,675
23. The Nilgiris	592	1,594	45,410	29,393	171,154	1,05,897	7,463	15,059	178,617	1,20,956
24. Salem	5,298	32,437	68,820	1,01,397	1,287,879	14,87,670	89,171	5,58,707	1,377,050	20,46,377
25. South Kanara ..	39,578	1,69,357	84,023	2,20,155	495,533	5,68,803	384,559	17,34,092	880,092	23,02,895
26. Malabar	26,375	96,321	85,937	1,77,202	954,918	14,88,245	516,042	17,73,575	1,470,960	32,61,820
Total	267,459	15,52,852	1,675,006	30,30,489	20,500,241	2,27,42,754	5,021,046	3,11,35,127	25,521,287	5,38,77,881

No. 3.—Statement of ryots' holdings and cultivation in the several districts of the Madras Presidency for fasli 1338 (1928-29)—*cont.*

District.	Land taken up or transferred from other heads.						Total holdings.			
	Dry.		Wet.		Total.		Dry.		Wet.	
	Extent.	Assessment.	Extent.	Assessment.	Extent.	Assessment.	Extent.	Assessment.	Extent.	Assessment.
	(21)	(22)	(23)	(24)	(25)	(26)	(27)	(28)	(29)	(30)
	ACS.	RS.	ACS.	RS.	ACS.	RS.	ACS.	RS.	ACS.	RS.
1. Ganjam	8,616	9,027	7,042	26,725	15,658	34,752	277,283	3,02,310	213,847	8,04,684
2. Vizagapatam ..	2,906	3,334	1,504	8,383	4,410	11,717	125,399	1,46,483	74,065	1,51,285
3. Godavari, East ..	31,744	20,977	20,281	1,67,391	52,025	1,88,368	392,110	5,26,178	206,413	15,19,146
4. Godavari, West ..	4,850	6,009	6,875	43,800	11,725	49,809	256,522	2,86,755	265,883	17,12,588
5. Kistna	4,135	6,986	14,847	86,287	18,982	93,273	353,756	5,01,444	157,408	10,22,905
6. Guntur	134,537	1,82,216	9,894	68,843	144,431	2,51,059	1,651,319	28,21,680	260,475	20,24,625
7. Nellore	33,804	41,716	9,926	59,135	43,730	1,00,851	708,252	7,46,102	222,493	14,10,467
8. Cuddapah	64,317	55,754	5,938	33,768	70,305	89,522	841,018	8,02,887	72,821	4,46,346
9. Anantapur	118,168	47,433	5,733	25,872	123,901	73,305	1,639,591	7,44,434	121,674	5,81,714
10. Bellary	172,325	1,14,658	4,370	28,315	176,695	1,42,973	1,986,691	15,42,952	41,258	2,80,297
11. Kurnool	134,148	1,26,882	6,068	22,749	140,214	1,48,631	1,510,643	13,17,987	39,804	2,70,494
12. Madras										
13. Chingleput	17,627	21,552	17,862	72,675	35,489	94,227	341,934	4,15,030	356,354	14,84,587
14. Chittoor	42,142	23,471	6,068	36,529	48,210	60,200	466,641	3,08,322	86,797	5,03,284
15. North Arcot	62,185	68,985	15,496	96,023	77,681	1,65,008	944,588	11,23,808	272,170	17,65,538
16. South Arcot	36,871	59,392	12,088	76,718	48,959	1,36,110	1,211,578	20,05,152	395,031	26,84,433
17. Tanjore	17,638	29,078	39,817	2,92,269	57,455	3,21,347	372,809	6,37,001	781,759	59,35,817
18. Trichinopoly	63,882	66,640	7,991	62,915	71,873	1,29,555	1,300,003	13,84,653	174,543	14,13,662
19. Madura	53,722	64,315	9,170	66,491	62,892	1,30,806	967,677	12,31,765	213,373	15,09,902
20. Ramnad	16,976	22,677	2,995	9,953	19,971	32,530	286,293	3,85,897	29,432	1,93,710
21. Tinnevely	85,082	59,597	14,925	1,41,460	100,007	2,01,057	1,043,212	7,50,952	183,031	18,16,982
22. Coimbatore	184,185	2,02,469	6,509	53,230	190,694	2,55,699	2,203,296	22,92,615	80,629	6,93,759
23. The Nilgiris	45,160	28,057	660	1,512	45,720	29,569	216,314	1,33,954	8,023	16,571
24. Salem	89,754	71,820	5,371	32,948	75,125	1,04,768	1,327,633	15,59,490	94,542	5,91,655
25. South Kanara	50,952	56,390	39,685	1,69,428	90,637	2,25,818	546,485	8,25,193	424,244	19,03,520
26. Malabar	87,758	1,02,890	27,877	99,548	115,635	2,02,438	1,042,676	15,91,135	543,919	18,73,123
Total	1,543,482	14,91,425	298,942	17,81,967	1,842,424	32,73,392	22,043,723	2,42,34,179	5,319,988	3,29,17,094

No. 3.—Statement of ryots' holdings and cultivation in the several districts of the Madras Presidency for fasli 1338 (1928-29)—*cont.*

District.	Total holdings— <i>cont.</i>		Waste remitted.						Remainder charged.		
	Total.		Dry.		Wet.		Total.		Dry.		
	Extent.	Assessment.	Extent.	Assessment.	Extent.	Assessment.	Extent.	Assessment.	Extent.		
									Actual cultivation.	Waste charged.	Total
(31)	(32)	(33)	(34)	(35)	(36)	(37)	(38)	(39)	(40)	(41)	
	ACS.	RS.	ACS.	RS.	ACS.	RS.	ACS.	RS.	ACS.	ACS.	ACS.
1. Ganjam ..	491,180	11,06,994	390	1,389	390	1,389	200,457	76,826	277,283
2. Visagapatam ..	199,464	5,97,768	277	1,177	277	1,177	85,751	39,648	125,399
3. Godavari, East ..	598,523	20,45,324	18	21	553	2,303	571	2,324	217,107	174,985	392,092
4. Godavari, West ..	522,405	19,99,343	715	2,332	715	2,332	123,847	132,675	256,522
5. Kistna ..	511,164	15,24,349	427	2,234	427	2,234	238,081	115,875	353,956
6. Guntur ..	1,911,794	49,16,305	204	1,254	204	1,254	1,298,546	352,773	1,651,319
7. Nellore ..	930,745	21,62,569	3,255	16,851	3,255	16,851	395,510	312,742	708,252
8. Cuddapah ..	913,839	12,49,233	5,975	29,703	5,975	29,703	650,771	190,247	841,018
9. Anantapur ..	1,761,265	13,26,148	20,139	87,929	20,139	87,929	1,236,321	403,270	1,639,591
10. Bellary ..	2,027,949	18,23,249	2,124	10,158	2,124	10,158	1,788,641	198,050	1,986,691
11. Kurnool ..	1,550,447	15,86,481	2,074	9,919	2,074	9,919	1,301,518	209,125	1,510,643
12. Madras
13. Chingleput ..	698,288	18,99,617	395	2,046	395	2,046	226,820	115,114	341,934
14. Chittoor ..	553,438	8,11,606	16,017	77,087	16,017	77,087	311,140	155,501	466,641
15. North Arcot ..	1,216,758	28,89,346	6,999	40,918	6,999	40,918	725,053	219,535	944,588
16. South Arcot ..	1,606,609	46,89,585	930,711	280,867	1,211,578
17. Tanjore ..	1,154,568	65,72,818	810	6,395	810	6,395	230,534	142,275	372,809
18. Trichinopoly ..	1,474,546	27,78,315	134	282	3,559	23,188	3,693	23,470	837,242	462,627	1,299,869
19. Madurai ..	1,181,050	27,41,667	5,271	25,400	5,271	25,400	653,583	314,094	967,677
20. Ramnad ..	315,725	5,79,607	1,220	7,904	1,220	7,904	220,236	66,057	286,293
21. Tinnevely ..	1,226,243	25,67,934	1,915	8,926	1,915	8,926	457,627	585,585	1,043,212
22. Coimbatore ..	2,283,925	29,86,374	32	175	32	175	1,592,536	610,760	2,203,296
23. The Nilgiris ..	224,337	1,50,525	76,381	139,933	216,314
24. Salem ..	1,452,175	21,51,145	2,368	12,444	2,368	12,444	1,069,694	287,939	1,357,633
25. South Kanara ..	970,729	25,28,713	159,992	386,493	546,485
26. Malabar ..	1,586,595	34,64,258	814,454	228,222	1,042,676
Total ..	27,363,711	5,71,51,273	152	303	74,719	3,69,732	74,871	3,70,035	15,842,553	6,201,018	22,043,571

No. 3.—Statement of ryots' holdings and cultivation in the several districts of the Madras Presidency for fasli 1338 (1928-29)—*cont.*

District.	Remainder charged— <i>cont.</i>										
	Dry— <i>cont.</i>		Wet.						Total.		
	Assessment.	Charge for water.	Extent.			Assessment.	Fasli-jasti.	Charge for water.	Extent.		
			Actual cultivation.	Waste charged.	Total.				Actual cultivation.	Waste charged.	Total.
(42)	(43)	(44)	(45)	(46)	(47)	48 (a)	48 (b)	(49)	(50)	(51)	
	RS	RS	ACS	ACS	ACS	RS.	RS	RS.	ACS	ACS	ACS
1. Ganjam ..	3,02,310	24,323	206,954	6,503	213,457	8,03,295	..	9,494	407,411	83,329	490,740
2. Vizagapatam ..	1,46,483	15,415	69,742	4,046	73,788	4,50,108	2,070	461	155,193	43,694	199,187
3. Godavari, East ..	5,26,157	92,240	198,151	7,709	205,860	15,16,843	13,760	1,43,933	415,258	182,694	597,952
4. Godavari, West ..	2,86,755	1,08,817	253,610	11,558	265,168	17,10,256	1,04,759	1,06,995	377,457	144,233	521,690
5. Kistna ..	5,01,444	2,68,954	153,354	3,627	156,981	10,20,671	189	1,240	391,435	119,302	510,737
6. Guntur ..	28,91,680	2,18,791	254,490	5,781	260,271	20,23,371	2,661	8,276	1,553,036	358,554	1,911,590
7. Nellore ..	7,46,182	98,965	207,982	11,276	219,258	13,99,616	4,098	41,349	603,472	324,018	927,490
8. Cuddapah ..	8,02,887	84,432	62,198	4,648	66,846	4,16,843	21,222	..	712,969	194,895	907,864
9. Anantapur ..	7,44,434	18,643	89,382	12,153	101,535	4,93,785	16,458	..	1,325,703	415,423	1,741,126
10. Bellary ..	16,42,952	4,601	34,874	4,260	39,134	2,70,139	31,525	..	1,823,515	202,310	2,025,825
11. Kurnool ..	13,17,987	63,709	35,244	2,486	37,730	2,60,575	7,900	..	1,338,762	211,611	1,548,373
12. Madras
13. Chingleput ..	4,15,030	22,634	324,615	31,344	355,959	14,82,541	1,36,704	..	551,135	146,458	697,593
14. Chittoor ..	3,08,322	7,211	61,777	9,003	70,780	4,26,197	8,126	..	372,917	164,504	537,421
15. North Arcot ..	11,23,808	79,721	245,416	19,755	265,171	17,24,620	..	1,29,740	970,469	239,290	1,209,759
16. South Arcot ..	20,05,152	2,23,374	375,094	19,937	395,031	26,84,433	5,243	1,57,851	1,305,805	300,804	1,606,609
17. Tanjore ..	6,37,001	1,05,116	739,084	41,865	780,949	59,29,422	1,56,733	418	969,618	184,140	1,153,758
18. Trichinopoly ..	13,64,371	36,342	169,736	11,248	170,984	13,90,474	96,903	203	996,978	473,875	1,470,853
19. Madura ..	12,31,765	23,954	192,056	16,046	208,102	14,84,502	83,143	1,085	845,639	330,140	1,175,779
20. Ramnad ..	3,85,897	5,819	26,917	1,295	28,212	1,85,806	15,232	1,657	247,153	67,352	314,505
21. Tinnevely ..	7,50,952	43,719	173,732	7,384	181,116	18,08,056	41,038	..	631,359	592,969	1,224,328
22. Coimbatore ..	22,92,615	63,397	77,914	2,683	80,597	6,93,584	5,777	13,092	1,670,450	613,443	2,283,893
23. The Nilgiris ..	1,33,964	..	5,659	2,464	8,123	16,571	81,940	142,397	224,337
24. Salem ..	16,59,490	12,813	82,632	9,542	92,174	5,79,211	..	3	1,152,326	247,481	1,449,807
25. South Kanara ..	6,26,193	..	405,902	18,342	424,244	19,03,520	566,894	401,835	970,729
26. Malabar ..	16,91,135	..	524,298	19,621	543,919	18,73,123	43,624	..	1,338,752	247,843	1,586,595
Total ..	2,42,33,876	16,01,020	4,960,893	284,676	5,245,269	3,25,47,362	7,97,165	6,15,797	20,803,246	6,485,594	27,288,840

No. 3.—Statement of ryots' holdings and cultivation in the several districts of the Madras Presidency for fasli 1338 (1928-29)—cont.

District.	Remainder charged—cont.			Total of columns 52, 53 (a) and 53 (b).	Deduct other remissions and deductions as per Statement No. 4.	Remainder.	Add net miscellaneous revenue as per Statement No. 5.	Total ryotwari demand.
	Total—cont.							
	Assessment.	Faslijasti.	Charge for water.					
(52)	53 (a)	53 (b)	(54)	(55)	(56)	(57)	(58)	
	Rs.	Rs.	Rs.	Rs.	Rs.	Rs.	Rs.	Rs.
1. Ganjam ..	11,05,606	..	33,817	11,39,422	31,400	11,08,022	3,04,135	14,14,157
2. Vizagapatam ..	5,98,591	2,070	15,876	6,14,537	25,667	5,88,870	2,53,057	8,41,927
3. Godavari, East ..	20,43,000	13,760	2,36,173	22,92,933	22,333	22,70,600	18,63,187	41,33,787
4. Godavari, West ..	19,97,011	1,04,759	2,15,813	23,17,582	17,735	22,99,847	13,40,619	36,40,466
5. Kistna ..	15,22,115	189	2,70,194	17,92,498	9,568	17,82,930	15,72,326	33,55,256
6. Guntur ..	49,15,061	2,661	2,27,067	51,44,779	23,689	51,21,090	7,38,597	58,59,687
7. Nellore ..	21,45,718	4,098	1,38,314	22,88,130	60,405	22,27,725	4,66,999	26,94,724
8. Cuddapah ..	12,19,530	21,222	84,432	13,25,184	92,096	12,33,088	3,55,112	15,88,200
9. Anantapur ..	12,38,219	18,458	18,643	12,75,320	1,50,546	11,24,774	3,12,331	14,35,105
10. Bellary ..	18,13,091	31,525	4,601	18,49,217	53,568	17,95,649	2,96,892	20,92,541
11. Kurnool ..	15,78,562	7,900	53,709	16,40,171	36,448	16,03,723	4,65,165	20,68,888
12. Madras	1,73,781	1,73,781
13. Chingleput ..	18,97,571	1,36,704	22,634	20,56,909	59,331	19,97,578	2,28,946	22,26,524
14. Chittoor ..	7,34,519	8,126	7,211	7,49,856	1,25,450	6,24,406	1,78,088	8,02,494
15. North Arcot ..	28,48,428	..	2,09,461	30,57,889	1,87,710	28,70,179	2,81,738	31,51,917
16. South Arcot ..	46,89,585	5,243	3,81,225	50,76,053	76,451	49,99,602	3,42,976	53,42,578
17. Tanjore ..	65,66,423	1,56,733	1,05,534	68,28,690	75,878	67,52,812	3,89,763	71,42,575
18. Trichinopoly ..	27,54,846	96,903	36,545	28,88,293	87,654	28,00,639	2,57,440	30,58,079
19. Madura ..	27,16,267	83,143	25,039	28,24,449	1,18,658	27,05,791	4,57,226	31,63,017
20. Ramnad ..	5,71,703	15,232	7,476	5,94,411	28,903	5,65,508	58,475	6,23,983
21. Tinnevely ..	25,59,008	41,038	43,719	26,43,765	2,27,839	24,15,926	2,64,060	26,79,986
22. Coimbatore ..	29,86,199	5,777	66,489	30,58,465	63,235	29,95,230	3,03,989	32,99,219
23. The Nilgiris ..	1,50,525	1,50,525	6,277	1,44,248	39,656	1,83,904
24. Salem ..	21,38,701	..	12,846	21,51,547	1,66,642	19,84,905	2,61,450	22,46,355
25. South Kanara ..	25,28,713	25,28,713	1,16,760	24,11,953	67,748	24,79,701
26. Malabar ..	34,64,258	43,624	..	35,07,882	13,833	34,94,049	1,81,575	36,75,624
Total ..	5,67,81,238	7,97,165	22,16,817	5,97,95,220	18,78,076	5,79,17,144	1,14,57,331	6,93,74,475

No. 4.—Comparative statement of holdings and settlement of the ryotwar land revenue for fasli 1338 (1928-29).

District.	Dry.								Wet.	
	Land.				Assessment.				Land.	
	Fasli 1337.	Fasli 1338.	Comparison.		Fasli 1337.	Fasli 1338.	Comparison.		Fasli 1337.	Fasli 1338.
			Increase.	Decrease.			Increase.	Decrease.		
(1)	(2)	(3)	(4)	(5)	(6)	(7)	(8)	(9)	(10)	(11)
	ACS.	ACS.	ACS.	ACS.	RS.	RS.	RS.	RS.	ACS.	ACS.
1. Ganjam ..	* 275,740	277,283	1,543	..	* 3,01,263	3,02,310	1,047	..	* 213,696	213,847
2. Vizagapatam ..	124,889	125,399	510	..	1,45,983	1,46,483	500	..	* 73,903	74,065
3. Godavari, East ..	407,682	392,110	..	15,572	5,89,779	5,26,178	..	63,601	189,526	206,413
4. Godavari, West ..	255,414	256,522	1,108	..	* 2,86,346	2,86,755	410	..	265,701	265,883
5. Kistna ..	363,314	353,756	..	9,558	* 5,16,846	5,01,444	..	15,402	146,462	167,408
6. Guntur ..	1,642,856	1,651,319	8,463	..	28,82,483	28,91,680	9,197	..	260,468	260,475
7. Nellore ..	706,903	708,252	1,349	..	7,44,920	7,46,102	1,182	..	222,204	222,493
8. Cuddapah ..	837,696	841,018	3,322	..	8,01,295	8,02,887	1,592	..	72,282	72,821
9. Anantapur ..	1,585,625	1,639,591	53,966	..	7,39,930	7,44,434	44,504	..	121,589	121,674
10. Bellary ..	1,978,319	1,985,891	8,372	..	15,39,980	15,42,952	2,972	..	41,298	41,258
11. Kurnool ..	1,601,272	1,510,543	9,371	..	13,13,288	13,17,987	4,699	..	39,799	39,804
12. Madras
13. Chingleput ..	340,878	341,934	1,056	..	4,13,859	4,15,030	1,171	..	356,273	356,354
14. Chittoor ..	* 459,448	466,641	7,193	..	* 3,04,642	3,08,322	3,680	..	* 86,489	86,797
15. North Arcot ..	* 929,620	944,588	14,968	..	* 11,11,497	11,23,808	12,311	..	* 271,980	272,170
16. South Arcot ..	1,208,150	1,211,578	3,428	..	20,00,900	20,05,152	4,252	..	394,976	395,031
17. Tanjore ..	374,369	372,809	..	1,560	6,39,034	6,37,001	..	2,033	782,120	781,759
18. Trichinopoly ..	1,298,621	1,300,003	1,382	..	13,62,550	13,64,553	2,103	..	174,632	174,543
19. Madras ..	963,525	967,677	4,152	..	12,27,183	12,31,765	4,582	..	218,334	213,373
20. Ramnad ..	* 286,182	286,293	111	..	* 3,85,845	3,85,897	52	..	* 29,402	29,432
21. Tinnevely ..	* 1,042,866	1,043,212	346	..	* 7,51,000	7,50,952	..	48	* 182,775	183,031
22. Coimbatore ..	2,202,588	2,203,296	708	..	22,92,716	22,92,615	..	101	80,528	80,629
23. The Nilgiris ..	215,972	216,314	342	..	1,33,696	1,33,954	258	..	8,055	8,023
24. Salem ..	1,351,401	1,357,633	6,232	..	15,56,630	15,59,490	2,860	..	94,459	94,542
25. South Kanara ..	539,978	545,485	5,507	..	6,19,601	6,25,193	5,592	..	424,137	424,244
26. Malabar ..	1,014,480	1,042,676	28,196	..	15,69,126	15,91,135	22,009	..	542,417	543,919
Total ..	* 21,907,788	22,043,723	162,826	26,690	* 2,42,20,391	2,42,34,179	94,973	81,185	* 5,288,505	5,319,988
Net	135,935	13,788

* Revised figure.

No. 4.—Comparative statement of holdings and settlement of the ryotwar land revenue for fasli 1338 (1928-29)—*cont.*

District.	Wet— <i>cont.</i>						Total.			
	Land— <i>cons.</i>		Assessment.				Land.			
	Comparison.		Fasli 1337.	Fasli 1338.	Comparison.		Fasli 1337.	Fasli 1338.	Comparison.	
	Increase.	Decrease.			Increase.	Decrease.			Increase.	Decrease.
(12)	(13)	(14)	(15)	(16)	(17)	(18)	(19)	(20)	(21)	
	ACS.	ACS.	RS.	RS.	RS.	RS.	ACS.	ACS.	ACS.	ACS.
1. Ganjam ..	151	..	8,04,147	8,04,684	537	..	489,438	491,130	1,694	..
2. Vizagapatam ..	162	..	* 4,50,490	4,51,285	795	..	* 198,792	199,464	672	..
3. Godavari, East ..	16,887	..	13,66,303	15,19,146	1,52,843	..	597,208	598,523	1,315	..
4. Godavari, West..	182	..	17,11,349	17,12,588	1,239	..	521,115	522,405	1,290	..
5. Kistna ..	10,966	..	9,62,804	10,22,905	60,101	..	509,766	511,164	1,398	..
6. Guntur ..	7	..	20,24,544	20,24,625	81	..	1,903,324	1,911,794	8,470	..
7. Nellore ..	289	..	14,14,689	14,16,467	1,778	..	929,107	930,745	1,638	..
8. Cuddapah ..	539	..	4,43,563	4,46,346	2,783	..	909,978	913,839	3,861	..
9. Anantapur ..	85	..	5,81,379	5,81,714	335	..	1,707,214	1,761,265	54,051	..
10. Bellary	40	2,80,373	2,80,297	..	78	2,019,617	2,027,949	8,332	..
11. Kurnool	5	2,70,494	2,70,494	..	10	1,541,071	1,550,447	9,376	..
12. Madras
13. Chingleput ..	81	..	14,84,321	14,84,587	266	..	697,151	698,288	1,137	..
14. Chittoor ..	308	..	* 5,01,712	5,03,284	1,572	..	* 545,937	553,438	7,501	..
15. North Arcot ..	190	..	* 17,64,188	17,65,538	1,370	..	* 1,201,600	1,216,758	15,158	..
16. South Arcot ..	55	..	26,83,967	26,84,433	466	..	1,603,126	1,606,609	3,483	..
17. Tanjore	361	59,37,379	59,35,817	..	1,562	1,156,489	1,154,568	..	1,921
18. Trichinopoly	89	14,13,444	14,13,662	218	..	1,473,253	1,474,546	1,293	..
19. Madura ..	39	..	* 15,09,595	15,09,902	307	..	* 1,176,859	1,181,050	4,191	..
20. Ramnad ..	30	..	* 1,93,549	1,93,710	161	..	* 315,584	315,725	141	..
21. Tinnevely ..	256	..	* 18,15,278	18,16,982	1,704	..	1,225,641	1,226,243	602	..
22. Coimbatore ..	101	..	6,93,299	6,93,759	460	..	2,283,116	2,283,925	809	..
23. The Nilgiris	82	16,653	16,571	..	82	224,027	224,337	310	..
24. Salem ..	73	..	5,91,144	5,91,655	511	..	1,445,870	1,452,175	6,305	..
25. South Kanara ..	107	..	19,03,449	19,03,520	71	..	964,115	970,729	6,614	..
26. Malabar ..	1,602	..	18,69,896	18,73,123	3,227	..	1,556,897	1,586,595	29,698	..
Total ..	32,005	522	* 3,26,87,979	3,29,17,094	2,30,835	1,720	* 27,196,293	27,363,711	169,339	1,921
Net ..	31,483	2,29,115	167,418	..

Revised figure.

58

324

No. 4.—Comparative statement of holdings and settlement of the ryotwar land revenue for fasli 1338 (1928-29)—*cont.*

District.	Total— <i>cont.</i>				Second-crop assessment and charge for water on Government lands.				Total.	
	Assessment.				Fasli 1337.	Fasli 1338.	Comparison.		Fasli 1337.	Fasli 1338.
	Fasli 1337.	Fasli 1338.	Comparison.				Fasli 1337.	Fasli 1338.		
			Increase.	Decrease.	Increase.	Decrease.				
(22)	(23)	(24)	(25)	(26)	(27)	(28)	(29)	(30)	(31)	
	RS.	RS.	RS.	RS.	RS.	RS.	RS.	RS.	RS.	
1. Ganjam ..	* 11,05,410	11,06,994	1,584	..	32,797	33,817	1,020	..	* 11,38,207	11,40,811
2. Vizagapatam ..	* 5,96,473	5,97,768	1,295	..	16,198	17,946	1,748	..	* 6,12,671	6,15,714
3. Godavari East ..	19,56,082	20,45,324	89,242	..	3,18,949	2,49,933	..	69,016	22,75,031	22,95,267
4. Godavari West ..	* 19,97,694	19,99,343	1,649	..	3,78,833	3,20,571	..	58,262	* 23,76,527	23,19,914
5. Kistna ..	* 14,79,650	15,24,349	44,699	..	3,01,387	2,70,383	..	31,004	* 17,81,037	17,94,732
6. Guntur ..	49,07,027	49,16,305	9,278	..	2,16,426	2,29,728	13,302	..	51,23,453	51,46,033
7. Nellore ..	21,59,609	21,62,569	2,960	..	1,61,653	1,42,412	..	19,241	23,21,652	23,04,981
8. Cuddapah ..	12,44,858	12,49,233	4,375	..	99,104	1,05,654	6,550	..	13,43,962	13,54,887
9. Anantapur ..	13,11,309	13,26,148	14,839	..	52,687	35,101	..	17,586	13,63,996	13,61,249
10. Bellary ..	18,20,353	18,23,249	2,896	..	40,949	36,126	..	4,823	18,61,302	18,59,376
11. Karnool ..	15,83,772	15,88,481	4,709	..	70,371	61,609	..	8,762	16,54,143	16,50,090
12. Madras
13. Chingleput ..	18,98,180	18,99,617	1,437	..	76,690	1,59,338	82,648	..	19,74,870	20,58,955
14. Chittoor ..	* 8,06,354	8,11,606	5,252	..	15,624	15,337	..	287	* 8,21,978	8,26,943
15. North Arcot ..	* 28,75,655	28,89,346	13,681	..	1,17,293	2,09,461	92,168	..	* 29,92,958	30,98,807
16. South Arcot ..	46,84,867	46,89,585	4,718	..	3,10,812	3,86,468	75,656	..	49,95,479	50,76,053
17. Tanjore ..	65,76,413	65,72,818	..	3,595	2,67,746	2,62,267	..	5,479	68,44,159	68,35,085
18. Trichinopoly ..	27,75,994	27,78,315	2,321	..	1,32,178	1,33,448	1,270	..	29,08,172	29,11,763
19. Madura ..	* 27,36,778	27,41,667	4,889	..	1,15,699	1,08,182	..	7,517	* 28,52,477	28,49,849
20. Ramnad ..	5,79,394	5,79,607	213	..	20,878	22,708	1,830	..	6,00,272	6,02,315
21. Tinnevely ..	* 25,66,278	25,67,934	1,656	..	1,10,030	84,757	..	25,273	* 26,76,308	26,52,691
22. Coimbatore ..	29,86,015	29,86,374	359	..	79,914	72,266	..	7,648	30,65,929	30,58,640
23. The Nilgiris ..	1,50,349	1,50,525	176	1,50,349	1,50,525
24. Salem ..	21,47,774	21,51,145	3,371	..	12,061	12,846	785	..	21,59,835	21,63,991
25. South Kanara ..	25,23,050	25,28,713	5,663	25,23,050	25,28,713
26. Malabar ..	34,39,022	34,64,258	25,236	..	48,184	43,624	..	4,560	34,87,206	35,07,882
Total ..	* 5,69,08,370	5,71,51,273	2,46,498	3,595	29,96,263	30,13,982	2,77,177	2,59,458	* 5,99,04,633	6,01,65,255
Net	2,42,903	17,719

* Revised figure.

No. 4.—Comparative statement of holdings and settlement of the ryotwar land revenue for fasli 1338 (1928-29)—cont.

District.	Total—cont.		Deduct remissions.							
	Comparison.		Waste remissions as per column (38) of Statement No. 3.				Occasional remissions as per Statement No. 6.			
	Increase.	Decrease.	Fasli 1337.	Fasli 1338.	Comparison.		Fasli 1337.	Fasli 1338.	Comparison.	
					Increase.	Decrease.			Increase.	Decrease.
(32)	(33)	(34)	(35)	(36)	(37)	(38)	(39)	(40)	(41)	
	RS.	RS.	RS.	RS.	RS.	RS.	RS.	RS.	RS.	RS.
1. Ganjam	2,604	..	3,316	1,389	..	1,927	5,378	2,486	..	2,892
2. Visagapatam ..	3,043	..	8,701	1,177	..	7,524	30,432	16,667	..	13,765
3. Godavari, East ..	20,226	..	51	2,324	2,273	..	3,808	14,772	10,964	..
4. Godavari, West.	56,619	1,659	2,332	673	..	7,054	11,139	4,085	..
5. Kistna	13,695	..	378	2,234	1,856	..	6,762	7,092	330	..
6. Guntur	22,580	..	3,303	1,254	..	2,049	28,770	13,314	..	15,456
7. Nellore	16,281	17,699	16,851	..	848	30,233	36,505	6,272	..
8. Cuddapah	10,925	..	26,396	29,703	3,307	..	52,706	63,850	10,944	..
9. Anantapur	2,747	67,780	87,929	20,149	..	1,22,459	1,35,027	12,568	..
10. Bellary	1,927	9,298	10,158	860	..	28,267	33,907	5,640	..
11. Kurnool	4,053	4,545	9,919	5,374	..	9,360	22,375	13,015	..
12. Madras
13. Chingleput	84,085	..	27,852	2,046	..	25,805	53,409	1,727	..	51,682
14. Chittoor	4,965	..	62,555	77,087	14,532	..	1,19,647	1,04,500	..	15,147
15. North Arcot	1,05,849	..	65,553	40,918	..	44,635	2,38,879	1,25,802	..	1,13,077
16. South Arcot	80,574	..	25,083	25,083	40,349	82	..	40,267
17. Tanjore	9,074	21,043	6,395	..	14,648	69,814	10,339	..	59,475
18. Trichinopoly	3,591	..	25,911	23,470	..	2,441	19,199	18,555	..	634
19. Madura	2,628	84,439	25,400	..	9,039	72,901	58,064	..	16,837
20. Bannad	2,043	..	1,959	7,904	5,935	..	17,253	18,181	928	..
21. Tinnevely	23,617	14,013	8,925	..	5,087	20,428	8,343	..	12,085
22. Coimbatore	7,289	667	175	..	492	10,902	10,252	..	650
23. The Nilgiris	176
24. Salem	4,156	..	25,284	12,444	..	12,840	1,08,376	91,725	..	16,651
25. South Kanara	5,663	99	70	..	29
26. Malabar	20,676	2,988	3,517	529	..
Total	3,84,851	1,24,229	4,67,495	3,70,035	54,959	1,52,419	10,99,473	8,06,101	65,275	3,58,647
Net	2,60,622	97,460	2,93,372

CC-2

925

No. 4.—Comparative statement of holdings and settlement of the ryotwar land revenue for fashi 1338 (1928-29)—*cont.*

District.	Deduct remissions— <i>cont.</i>								Remaining beris.	
	Other remissions (fixed and beris deductions) as particularised in Statement No. 6.				Total remissions.				Fasli 1337.	Fasli 1338.
	Fasli 1337.	Fasli 1338.	Comparison.		Fasli 1337.	Fasli 1338.	Comparison.			
			Increase.	Decrease.			Increase.	Decrease.		
(42)	(43)	(44)	(45)	(46)	(47)	(48)	(49)	(50)	(51)	
1. Ganjam ..	Rs. 28,874	Rs. 28,914	Rs. 40	Rs. ..	Rs. 37,568	Rs. 32,789	Rs. ..	Rs. 4,779	Rs. 11,00,639	Rs. 11,08,022
2. Vizagapatam ..	9,075	9,000	..	75	48,208	26,844	..	21,364	* 5,84,463	6,88,870
3. Godavari, East ..	7,508	7,561	53	..	11,367	24,667	13,290	..	22,63,664	22,70,600
4. Godavari, West ..	6,089	6,596	507	..	14,802	20,067	5,265	..	* 23,61,725	22,99,847
5. Kistna ..	2,379	2,476	97	..	9,519	11,802	2,283	..	* 17,71,518	17,82,930
6. Guntur ..	10,100	10,375	275	..	42,173	24,943	..	17,230	50,81,280	51,21,090
7. Nellore ..	23,353	23,900	547	..	71,285	77,256	5,971	..	22,49,977	22,27,725
8. Cuddapah ..	27,820	28,446	626	..	1,06,922	1,21,799	14,877	..	12,37,040	12,33,088
9. Anantapur ..	15,986	15,519	..	467	2,06,225	2,38,475	32,250	..	11,57,771	11,22,774
10. Bellary ..	23,160	19,861	..	3,499	60,725	63,726	3,001	..	18,00,577	17,95,649
11. Kurnool ..	13,622	14,073	451	..	27,527	46,367	18,840	..	16,26,616	16,03,723
12. Madras
13. Chingleput ..	55,225	57,604	2,379	..	1,36,486	61,377	..	75,109	18,38,384	19,97,578
14. Chittoor ..	22,749	20,950	..	1,799	2,04,951	2,02,537	..	2,414	* 6,17,027	6,24,406
15. North Arcot ..	63,653	61,908	..	1,745	3,88,085	2,28,628	..	1,59,457	* 26,04,873	28,70,179
16. South Arcot ..	73,129	78,369	3,240	..	1,38,561	76,451	..	62,110	48,56,918	49,99,602
17. Tanjore ..	61,659	65,539	3,880	..	1,52,516	82,273	..	70,243	66,91,643	67,52,812
18. Trichinopoly ..	70,947	69,089	..	1,858	1,16,057	1,11,124	..	4,933	27,92,115	28,00,639
19. Madura ..	62,365	62,594	229	..	1,69,705	1,44,058	..	25,647	* 26,82,772	27,05,791
20. Ramnad ..	11,785	10,722	..	1,063	31,007	36,807	5,800	..	5,69,265	5,65,508
21. Tinnevely ..	2,20,784	2,19,496	..	1,288	2,55,225	2,36,765	..	18,460	* 24,21,083	24,15,926
22. Coimbatore ..	53,439	52,983	..	456	65,008	63,410	..	1,598	30,00,921	29,95,230
23. The Nilgiris ..	6,636	6,277	..	359	6,636	6,277	..	359	1,43,713	1,44,248
24. Salem ..	71,599	74,917	3,318	..	2,05,259	1,79,086	..	26,173	19,54,576	19,84,905
25. South Kanara ..	1,16,805	1,16,890	..	115	1,16,904	1,16,760	..	144	24,06,146	24,11,953
26. Malabar ..	13,811	10,316	..	3,495	16,799	13,833	..	2,966	34,70,407	34,94,049
Total ..	10,72,552	10,71,975	15,642	16,219	26,39,520	22,48,111	1,01,577	4,92,986	* 5,72,65,113	5,79,17,144
Net	577	3,91,409

* Revised figure.

No. 4.—Comparative statement of holdings and settlement of the ryotwar land revenue for fasli 1338 (1928-29)—cont.

District.	Remaining beris—cont.		Add out miscellaneous revenue as per Collector's Statement No. 5.				Total beris.			
	Comparison.		Fasli 1337.	Fasli 1338.	Comparison.		Fasli 1337.	Fasli 1338.	Comparison.	
	Increase.	Decrease.			Increase.	Decrease.			Increase.	Decrease.
	(52)	(53)	(54)	(55)	(56)	(57)	(58)	(59)	(60)	(61)
1. Ganjam ..	Rs. 7,383	Rs. ..	Rs. 2,07,817	Rs. 3,06,135	Rs. 98,318	Rs. ..	Rs. * 13,08,456	Rs. 14,14,157	Rs. 1,05,701	Rs. ..
2. Visagapatam ..	24,407	..	2,13,189	2,53,057	39,868	..	* 7,77,652	8,41,927	64,276	..
3. Godavari, East ..	6,936	..	16,86,986	18,63,187	1,76,201	..	39,50,850	41,33,787	1,83,137	..
4. Godavari, West	61,878	18,11,948	13,40,619	28,671	..	* 36,73,673	36,40,468	..	33,207
5. Kistna ..	11,412	..	13,42,823	15,72,326	2,29,503	..	* 31,14,341	33,55,256	2,40,915	..
6. Guntur ..	39,810	..	6,95,542	7,38,597	43,056	..	57,76,822	58,59,687	82,865	..
7. Nellore	22,252	4,02,077	4,66,999	64,922	..	26,52,054	26,94,724	42,670	..
8. Cuddapah	3,952	3,50,372	3,55,112	4,440	..	15,87,712	15,88,200	488	..
9. Anantapur	34,997	3,05,562	3,12,331	6,769	..	14,63,333	14,35,105	..	28,228
10. Bellary	4,928	2,84,435	2,96,892	12,457	..	20,85,012	20,92,541	7,529	..
11. Kurnool	22,893	4,57,871	4,65,165	7,494	..	20,84,287	20,68,888	..	15,399
12. Madras	1,27,743	1,73,781	46,038	..	1,27,743	1,73,781	46,038	..
13. Chingleput ..	1,59,194	..	1,79,377	2,28,946	49,569	..	20,17,761	22,26,524	2,08,763	..
14. Chittoor ..	7,379	..	1,52,202	1,78,088	25,886	..	* 7,69,229	8,02,494	33,265	..
15. North Arcot ..	2,65,306	..	2,73,810	2,81,738	7,928	..	* 28,78,683	31,51,917	2,73,234	..
16. South Arcot ..	1,42,684	..	3,51,790	3,42,976	..	8,814	52,08,708	53,42,578	1,33,870	..
17. Tanjore ..	61,169	..	4,32,371	3,89,763	..	42,608	71,24,014	71,42,575	18,561	..
18. Trichinopoly ..	8,524	..	2,54,341	2,57,440	3,099	..	30,46,456	30,58,079	11,623	..
19. Madura ..	23,019	..	5,02,201	4,57,226	..	44,975	* 31,84,973	31,63,017	..	21,956
20. Ramnad	3,757	1,32,554	58,475	..	74,079	7,01,819	6,23,983	..	77,836
21. Tinnevely	5,157	2,78,144	2,64,060	..	14,084	* 26,99,227	26,79,986	..	19,241
22. Coimbatore	5,891	3,50,640	3,03,989	..	46,651	33,51,561	32,99,219	..	52,342
23. The Nilgiris ..	535	..	25,808	39,556	14,048	..	1,69,321	1,83,904	14,583	..
24. Salem ..	30,329	..	1,78,785	2,61,450	82,665	..	21,33,361	22,46,355	1,12,994	..
25. South Kanara ..	5,807	..	78,307	67,748	..	10,559	24,84,453	24,79,701	..	4,752
26. Malabar ..	23,642	..	1,87,465	1,81,575	..	5,890	36,57,872	36,75,624	17,752	..
Total ..	8,17,536	1,65,505	1,07,64,060	1,14,57,331	9,40,931	2,47,660	6,80,29,173	6,93,74,475	15,98,263	2,52,961
Net ..	6,52,031	6,93,271	13,45,302	..

* Revised figure.

57

226

No. 5.—Statement showing the details under different causes of net variations in the extent and assessment of ryotwari holdings in each district of the Madras Presidency for fasli 1338 (1928-29).

(Paragraphs 7 and 8 of the report.)

District.	Variations due to relinquishments and darkhasts with reference to the state of the season.		Variations caused by the introduction of new settlement.		Resale of lands bought in by Government at sales for arrears of revenue.		Decrease caused by			
	Extent.	Assessment.	Extent.	Assessment.	Extent.	Assessment.	Land having been sold for arrears of revenue and bought in by Government.		Land having become useless or having been appropriated for public purposes.	
							Extent.	Assessment.	Extent.	Assessment.
(1)	(2)	(3)	(4)	(5)	(6)	(7)	(8)	(9)	(10)	(11)
	ACS.	RS.	ACS.	RS.	ACS.	RS.	ACS.	RS.	ACS.	RS.
1. Ganjam	+ 1,595	+ 1,111	+ 27	+ 7	— 36	— 45
2. Vizagapatam	+ 613	+ 701	— 16	— 14
3. Godavari, East	+ 144	+ 85	— 869	+ 9,367	— 237	— 1,584
4. Godavari, West	+ 318	+ 373	+ 7	+ 191	+ 22	+ 27	— 1	— 5	— 108	— 124
5. Kistna	+ 727	+ 1,893	+ 666	+ 40,253	— 6	— 8	— 25	— 58
6. Guntur	+ 7,982	+ 8,663	+ 106	+ 48	— 13	— 25	— 40	— 97
7. Nellore	+ 1,005	+ 1,810	+ 238	+ 71	— 22	— 19
8. Cuddapah	+ 2,669	+ 1,471	+ 2	+ 1	+ 33	+ 25	— 159	— 136	— 12	— 9
9. Anantapur	+ 52,791	+ 14,220	+ 19	+ 62	— 16	— 53
10. Bellary	+ 8,363	+ 2,732	+ 27	+ 14	— 423	— 376	— 33	— 27
11. Kurnool	+ 7,965	+ 3,313	+ 8	..	+ 40	+ 17	— 1	— 9	— 3	— 37
12. Madras
13. Chingleput	+ 1,311	+ 1,528	+ 5	+ 10	— 175	— 265	— 37	— 59
14. Chittoor	+ 6,943	+ 3,557	+ 1	+ 1	— 25	— 18	— 7	— 78
15. North Arcot	+ 14,975	+ 12,771	— 17	— 15	— 50	— 62	— 63	— 148
16. South Arcot	+ 4,247	+ 5,593	— 1	— 5	+ 63	+ 131	— 689	— 1,230	— 100	— 228
17. Tanjore	+ 30	+ 76	+ 1	+ 24	— 965	— 1,563	— 930	— 1,913
18. Trichinopoly	+ 2,753	+ 3,137	+ 12	— 60	— 587	— 534	— 320	— 669
19. Madura	+ 4,700	+ 5,222	— 1	+ 6	+ 6	+ 28	— 371	— 505	— 214	— 172
20. Ramnad	+ 276	+ 233	— 165	— 156	— 4,151	— 11,065
21. Tinnevely	+ 648	+ 282	..	+ 10	— 37	— 173
22. Coimbatore	+ 2,138	+ 1,548	+ 5	+ 5	— 4	— 1	— 280	— 278
23. The Nilgris	+ 343	+ 457	+ 2	+ 3	— 30	— 75	— 18	— 6
24. Salem	+ 8,829	+ 5,884	— 1	..	+ 507	+ 390	— 103	— 128	— 3,096	— 3,187
25. South Kanara	+ 5,471	+ 4,505	+ 90	+ 205	— 5	— 16	— 1	— 6
26. Malabar	+ 760	+ 1,758	+ 20,988	+ 18,364	+ 7	+ 15	— 291	— 609	— 15	— 34
Total	+ 1,37,596	+ 82,923	+ 21,193	+ 68,333	+ 800	+ 863	— 4,203	— 5,904	— 9,799	— 20,030

No. 5.—Statement showing the details under different causes of net variations in the extent and assessment of ryotwari holdings in each district of the Madras Presidency for fasli 1338 (1928-29)—*cont.*

District.	Land transferred from dry to wet and vice versa.		Land transferred to inam and vice versa.		Variation due to other causes.		Net increase or decrease.	
	Extent.	Assessment.	Extent.	Assessment.	Extent.	Assessment.	Extent.	Assessment.
	(12)	(13)	(14)	(15)	(16)	(17)	(18)	(19)
	ACS.	RS.	ACS.	RS.	ACS.	RS.	ACS.	RS.
1. Ganjam	—	+	+	+	+	+	+	+
2. Vizagapatam	+	+	+	—	—	+	+
3. Godavari, East	+	+	+	+	+	+	+	+
4. Godavari, West	+	+	+	+	+	+	+	+
5. Kistna	—	+	+	+	+	+	+	+
6. Guntur	+	+	+	—	—	+	+
7. Nellore	—	+	+	—	—	+	+
8. Cuddapah	+	+	+	—	—	+	+
9. Anantapur	—	+	+	+	—	+	+
10. Bellary	—	+	+	..	+	+	+
11. Kurnool	+	+	+	—	—	+	+
12. Madras
13. Chingleput	+	+	+	—	—	+	+
14. Chittoor	+	—	+	+	—	—	+	+
15. North Arcot	—	+	+	—	+	+	+
16. South Arcot	+	+	+	—	—	+	+
17. Tanjore	—	—	—	—	—	—	—
18. Trichinopoly	+	+	+	—	—	+	+
19. Madura	+	+	+	—	—	+	+
20. Ramnad	+	+	+	+	+	+	+	+
21. Tinnevely	+	+	—	—	+	+	+	+
22. Coimbatore	+	+	+	—	—	+	+
23. The Nilgiris	+	—	+	+
24. Salem	—	+	+	+	+	+	+
25. South Kanara	+	+	+	+
26. Malabar	+	+	+	+	+	+
Total	+	+	+	+	+	+	+	+

89

327

No. 6.—Statement showing the particulars of remissions and beriz deductions for fasli 1338 (1928-29).

(Paragraph 11 of the report.)

Item.	Fasli 1337.	Fasli 1338.	Increase.	Decrease.
(1)	(2)	(3)	(4)	(5)
<i>(i) Occasional remissions or those granted at jamabandi with reference to the state of the season.</i>				
	RS.	RS.	RS.	RS.
1. Waste remitted	4,67,495	3,70,035	..	97,460
2. Shavi and short crop	3,30,983	1,12,698	..	2,18,285
3. Tirvakammi (difference between dry and wet assessments)	7,09,463	6,34,234	..	75,229
4. The land flooded and the land injured by water	14,786	24,303	9,517	..
5. Remission of water-rate	8,560	5,454	..	3,106
6. Remission on account of second crop charge	34,481	27,877	..	6,604
7. Other items	1,200	1,535	335	..
Total ..	15,66,968	11,76,136	9,852	4,00,684
Net	3,90,832
<i>(ii) Fixed remissions and other deductions not dependent on season.</i>				
1. Remissions granted on account of irrigation by lift	53,834	56,377	2,543	..
2. Remissions granted under Tope Rules ..	1,766	303	..	1,463
3. Remission allowed on gradual introduction of new rates of assessment	6,096	4,581	..	1,515
4. Remission of assessment on land assigned late in the year on which no crop was raised	12,529	9,942	..	2,587
5. Deduction allowed in cases in which both land assessment and tree tax are leviable	20	13	..	7
6. Remission for maintaining irrigation works	11,714	10,468	..	1,246
7. Cowle remissions	1,291	1,685	394	..
8. Other items	51,250	47,803	..	3,447
Total ..	1,38,500	1,31,172	2,937	10,265
Net	7,328
<i>(iii) Items allowed on the collection or from the entire beriz of the villages.</i>				
1. Share of shrotriyam proceeds or ready money inams, etc.	10,813	13,741	2,928	..
2. Allowances to religious institutions—				
(a) Deductions from the beriz on account of allowances to religious institutions in lieu of cash payments (G.O. No. 1826, dated 8th October 1878)	7,23,812	7,29,968	6,141	..
(b) Deductions made in lieu of land revenue assignment resumed (B.P. No. 2240, dated 8th September 1892)	1,52,787	1,52,777	..	10
Total ..	8,87,412	8,96,471	9,069	10

No. 6.—Statement showing the particulars of remissions and beriz deductions for fasli 1338 (1928-29)—*cont.*

Item.	Fasli 1337 (2)	Fasli 1338 (4)	Increase. (4)	Decrease. (5)
	RS.	RS.	RS.	RS.
(iii) <i>Items allowed on the collection or from the entire beriz of the village—cont.</i>				
Other items	46,640	44,332	..	2,308
Total ..	9,34,052	9,40,803	9,069	2,318
Net	6,751	..
Grand total ..	26,39,520	22,48,111	21,858	4,13,267
Net	3,91,409

No. 7.—Alienation of land revenue in Ryotwari (temporarily settled) tracts for fasli 1338.

Particulars of grant. (1)	Annual value of the grants made					
	For the maintenance of public servants.			On other grounds.		
	Up to the end of the previous year. (2)	During the year. (3)	Total. (4)	Up to the end of the previous year. (5)	During the year. (6)	Total. (7)
	RS.	RS.	RS.	RS.	RS.	RS.
A. In Ryotwari tracts—						
(1) Whole inam villages—						
Difference between the assessment and jodi or quit-rent, if any ..	6,443	..	6,443	28,56,446	— 3,020	28,53,426
(2) Minor inams—						
Difference (representing the inam) between the full assessment and the jodi or quit-rent ..	2,21,476	+ 60	2,21,536	45,65,264	— 2,321	45,62,943
B. Assignments or remissions of land revenue—						
(1) In favour of individuals for past or present services, e.g., in favour of military pensioners and to such village servants as are remunerated by assignments of land revenue ..	1,04,388	— 158	1,04,230	12,709	..	12,709
(2) In favour of religious institutions the assignment being made in lieu of previous ready-money allowances	1,81,894	+ 11,301	1,73,195
(3) In favour of public associations, churches, temples, etc., e.g., remission of assessment on the sites of temples, churches, etc.	1,09,349	6,542	1,14,891
(4) In favour of individuals for specially recorded reasons	12,964	+ 83	13,047
C. Bezir deductions, i.e., deductions from collections of ryotwari revenue before they reach the treasury—						
(1) In favour of religious institutions, the deductions being made in lieu of assignments of land revenue or of cash payments	8,50,388	+ 1,964	8,52,352
(2) In favour of village servants doing revenue, judicial or police duties of village artisans ..	12,253	+ 372	12,625	26,682	+ 742	27,424
(3) In favour of certain inamdars in Salem whose inams are being managed by Government and of certain holders of ready-money in inams in Tinnevely	28,896	+ 2,925	31,821
(4) In favour of individuals for specially recorded reasons ..	1,176	+ 24	1,200	21,349	+ 250	21,599
D. Other items	25,803	+ 218	26,021
Total ..	3,46,736	298	3,46,034	86,71,544	17,684	86,89,228

No. 8.—Statement showing the land granted on account of cowle for fasli 1338 (1928-29).

Items.	Extent.	Assessment.
	ACRES	RS.
Cowle as per last year	* 2,162	* 1,493
<i>Deduct</i> land brought up to full assessment	552	367
<i>Deduct</i> land abandoned	83	53
Total	635	420
Remainder	1,527	1,073
<i>Add</i> New Cowle	855	1,483
Total	2,382	2,556
<i>Add</i> second crop assessment and charge for water
Total	2,556
<i>Deduct</i> remissions on account of progressive cowle	1,700
Net beriz	856

* Revised figure.

No. 9.—Comparative statement of land revenue miscellaneous items for faslis 1337 (1927-28) and 1338 (1928-29).

Items.	Fasli 1337.	Fasli 1338.	Increase.	Decrease.
	RS	RS.	RS	RS.
1. Jodi and quit-rent on minor inams	23,48,913	23,59,441	10,528	..
2. (a) Second crop charge on minor inam wet lands in ryotwari villages	15,13,425	1,48,653	..	9,087
(b) Water rate on minor inams in ryotwari villages		13,56,685		
3. Charge for water in zamindari and inam villages including tirwajasti and fasljasti	23,98,749	24,40,120	41,371	..
4. Enhanced water rate on lands irregularly irrigated	6,53,124	7,47,723	94,599	..
5. Charges levied for occupation (with or without application) of assessed and unassessed lands for which no pattas have been granted	7,19,356	7,74,386	55,030	..
6. Charges levied for occupation of poramboke land	6,36,545	7,30,543	93,998	..
7. Revenue derived from tree tax	3,92,879	3,94,768	1,889	..
8. Commission on estates under Court of Wards' management	75,611	46,707	..	28,904
9. Revenue from process fees	16,345	15,973	..	272
10. Sale-proceeds of lands sold	3,95,181	6,13,192	1,18,011	..
11. Rent of lankas	5,59,851	6,35,229	75,378	..
12. Quit-rent and ground-rent	2,16,889	2,25,976	9,087	..
13. Other items	8,38,192	10,69,835	2,31,643	..
Total	107,64,060	1,14,57,331	7,31,534	38,263
Net	6,98,271	..

No. 9-A.—Comparative statement showing the extent of pomekce cultivation, the revenue derived therefrom and that portion of it which is due to enhanced assessment in faslis 1237 (1927-28) and 1338 (1928-29).

District.	Pomekce occupation during									
	Fasli 1337 (1927-28).					Fasli 1338 (1928-29).				
	Total area cultivated.	Total assessment.	Portion of the area on which enhanced assessment was charged.	Enhanced assessment.	Average rate of enhanced charge per acre.	Total area cultivated.	Total assessment.	Portion of the area on which enhanced assessment was charged.	Enhanced assessment.	Average rate of enhanced charge per acre.
	(2)	(3)	(4)	(5)	(6)	(7)	(8)	(9)	(10)	(11)
(1)	(2)	(3)	(4)	(5)	(6)	(7)	(8)	(9)	(10)	(11)
	ACS.	RS.	ACS.	RS.	RS.	ACS.	RS.	ACS.	RS.	RS.
1. Ganjam	5,201	14,842	1,035	6,861	7	5,282	25,495	1,628	17,091	10
2. Vizagapatam	470	3,920	197	2,753	14	941	4,711	139	2,958	21
3. Godavari, East	2,465	18,089	701	12,866	18	1,878	26,710	645	20,002	31
4. " West	3,164	34,360	731	25,156	34	3,364	42,702	1,165	28,188	24
5. Kistna	4,158	37,437	1,593	22,984	14	3,761	45,419	1,229	26,539	22
6. Guntur	12,713	59,109	3,017	32,796	11	11,299	62,164	2,747	40,010	15
7. Nellore	9,402	31,779	1,599	16,230	10	8,754	51,410	1,565	34,948	22
8. Cuddapah	3,487	24,933	2,318	20,128	9	2,918	23,091	2,298	19,074	8
9. Anantapur	14,080	80,364	3,671	18,324	5	16,921	80,946	3,668	14,886	4
10. Bellary	8,924	19,331	3,072	11,672	5	9,809	22,065	2,927	13,887	5
11. Kurnool	13,810	45,957	4,331	27,849	6	11,150	53,812	3,569	37,094	10
12. Madras										
13. Chingleput	1,260	11,708	544	7,899	15	1,485	13,663	512	9,359	18
14. Chittoor	1,267	6,898	525	5,236	10	1,518	6,603	662	4,895	7
15. North Arcot	6,732	44,979	3,002	34,541	12	6,398	54,832	3,801	45,338	12
16. South Arcot	6,380	61,083	2,594	46,550	18	6,121	67,986	3,464	54,253	16
17. Tanjore	7,247	74,315	474	27,879	59	7,768	74,213	901	28,352	31
18. Trichinopoly	6,262	35,724	1,418	27,794	20	4,469	39,482	1,705	31,440	18
19. Madura	1,424	15,757	390	12,139	31	1,678	16,311	390	13,358	34
20. Ramnad	629	5,568	232	4,691	20	722	6,838	211	5,921	28
21. Tinnevely	813	13,866	321	10,350	32	803	12,590	334	9,261	28
22. Coimbatore	3,271	16,911	498	13,837	28	3,461	16,190	477	13,030	27
23. The Nilgiris	28	351	14	175	13	57	394	42	201	5
24. Salem	9,324	26,096	681	13,018	19	11,282	27,942	740	12,506	17
25. South Kanara	142	1,334	20	190	10	116	1,029	51	334	7
26. Malabar	877	2,834	89	575	6	1,013	3,945	48	1,116	23
Total	123,530	6,36,545	33,087	4,02,533	12	122,968	7,30,543	34,918	4,84,041	14

No. 10.—Statement showing the demand, collection and balance of land revenue and cesses for fasli 1336 (1928-29).

Districts.	Demand.			Collection and Remission.					Balance		
	Arrears.	Current.	Total.	Arrears.		Current.		Total.	Arrears.	Current.	Total.
				Collection.	Remission.	Collection.	Remission.				
(1)	(2)	(3)	(4)	(5)	(6)	(7)	(8)	(9)	(10)	(11)	(12)
<i>Permanently settled revenue</i>											
	RS.	RS.	RS.	RS.	RS.	RS.		RS.	RS.	RS.	RS.
Ganjam	215	4,30,420	4,30,635	215	..	4,29,241	..	4,29,456	..	1,179	1,179
Vizagapatam ..	2,601	9,48,462	9,51,063	2,601	..	9,45,309	..	9,47,910	..	3,153	3,153
Godavari, East.	295	5,58,902	5,59,197	211	84	5,58,862	..	5,59,167	..	40	40
" West..	2,013	2,00,685	2,02,698	2,013	..	2,00,685	..	2,02,698
Kistna	228	2,57,908	2,58,136	228	..	2,57,848	..	2,58,076	..	60	60
Guntur	44,928	44,928	44,928	..	44,928
Nellore	2,473	4,06,872	4,09,345	2,473	..	3,99,638	..	4,02,111	..	7,234	7,234
Cuddapah
Anantapur
Bellary
Kurnool
Madras
Chingleput	3,020	1,54,042	1,57,062	3,020	..	1,50,793	..	1,53,813	..	3,249	3,249
Chittoor	52,754	3,52,352	4,05,106	42,232	..	2,96,878	..	3,39,110	10,522	55,474	65,996
North Arcot	62,451	62,451	62,351	..	62,351	..	100	100
South Arcot ..	2,654	8,610	11,264	2,654	..	8,276	..	10,930	..	334	334
Tanjore	5,518	31,335	36,853	5,518	..	29,733	..	32,251	..	4,602	4,602
Trichinopoly ..	1,880	58,186	60,046	1,880	..	56,286	..	58,186	..	1,880	1,880
Madura	1,777	1,71,839	1,78,616	1,777	..	1,69,438	..	1,71,215	..	2,401	2,401
Ramnad	1,569	6,54,289	6,55,838	1,569	..	6,46,422	..	6,47,991	..	7,847	7,847
Tinnevely	2,37,460	2,37,460	2,35,289	..	2,35,289	..	2,171	2,171
Coimbatore	24,536	24,536	24,534	..	24,534	..	2	2
The Nilgiris
Salem	4,582	3,90,454	3,95,136	4,611	..	3,87,811	..	3,92,422	71	2,643	2,714
South Kanara
Malabar
Total	81,679	49,93,691	50,75,370	71,002	84	49,01,322	..	49,72,408	10,593	92,369	1,02,962

45

330

No. 10.—Statement showing the demand, collection and balance of land revenue and cesses for fasli 1338 (1928-29)—cont.

Districts.	Demand.			Collection and Remission.					Balance.		
	Arrears.	Current.	Total.	Arrears.		Current.		Total.	Arrears.	Current.	Total.
				Collection.	Remission.	Collection.	Remission.				
(1)	(2)	(3)	(4)	(5)	(6)	(7)	(8)	(9)	(10)	(11)	(12)
<i>Cesses on permanently settled estates.</i>											
	Rs.	Rs.	Rs.	Rs.	Rs.	Rs.		Rs.	Rs.	Rs.	Rs.
Ganjam ..	2,424	3,60,650	3,63,074	2,424	..	3,59,846	..	3,62,270	..	804	804
Vizagapatam ..	330	4,21,443	4,21,773	330	..	4,14,835	..	4,16,165	..	6,807	6,807
Godavari, East.	9	2,10,954	2,10,963	9	..	2,10,863	..	2,10,872	..	61	91
West.	1,713	81,837	83,550	1,713	..	81,837	..	83,550
Kistna ..	820	1,57,890	1,58,710	820	..	1,56,777	..	1,57,597	..	1,113	1,113
Guntur	17,000	17,000	17,000	..	17,000
Nellore ..	596	1,23,061	1,23,657	596	..	1,21,333	..	1,21,829	..	1,828	1,828
Cuddapah
Anantapur
Bellary
Kurnool
Madras
Chingleput ..	1,378	58,038	59,416	1,378	..	55,823	..	57,201	..	2,215	2,215
Chittoor ..	24,643	1,28,934	1,53,577	19,731	..	97,882	..	1,17,613	4,912	31,052	35,964
North Arcot	38,680	38,680	38,617	..	38,617	..	43	43
South Arcot ..	373	2,114	2,487	373	..	1,970	..	2,343	..	144	144
Tanjore ..	8,631	37,933	46,564	7,917	112	32,089	..	40,118	602	5,844	6,446
Trichinopoly ..	786	48,552	49,338	786	..	48,504	..	49,290	..	48	48
Madura ..	3,763	79,966	83,729	3,763	..	68,275	..	62,038	..	21,691	21,691
Ramanud ..	18,756	3,11,846	3,30,602	18,756	..	2,38,500	..	2,57,316	..	73,286	73,286
Tinnevely	85,540	85,540	85,528	..	85,528	..	12	12
Coimbatore ..	10,308	17,354	27,662	10,308	..	17,185	..	27,493	..	169	169
The Nilgiris
Salem ..	1,643	69,855	71,498	1,457	..	69,569	..	71,028	186	286	472
South Kanara
Malabar
Total ..	76,173	22,51,627	23,27,800	70,361	112	21,06,393	..	21,76,866	6,700	1,45,233	1,50,933

No. 10.—Statement showing the demand, collection and balance of land revenue and cesses for fasli 1338 (1928-29)—cont.

Districts.	Demand.			Collection and Remission.					Balance.		
	Arrears.	Current.	Total.	Arrears.		Current.		Total.	Arrears.	Current.	Total.
				Collection.	Remission.	Collection.	Remission.				
(1)	(2)	(3)	(4)	(5)	(6)	(7)	(8)	(9)	(10)	(11)	(12)
<i>Shrotriyam jodi.</i>											
	Rs.	Rs.	Rs.	Rs.		Rs.	Rs.	Rs.	Rs.	Rs.	Rs.
Ganjam ..	44	44,472	44,516	44	..	44,471	..	44,515	..	1	1
Visagapatam ..	12	55,027	55,039	12	..	55,027	..	55,039
Godavari, East.	..	29,167	29,167	29,167	..	29,167
" West.	..	24,760	24,760	24,760	..	24,760
Kistna	11,854	11,854	11,849	2	11,851	..	3	3
Guntur	28,272	28,272	28,272	..	28,272
Nellore ..	1,219	71,846	73,065	1,219	..	71,807	..	73,026	..	39	39
Cuddapah ..	423	35,159	35,582	423	..	34,878	..	35,301	..	281	281
Anantapur	14,804	14,804	14,804	..	14,804
Bellary ..	8	12,189	12,197	8	..	12,174	..	12,182	..	15	15
Kurnool	10,704	10,704	10,704	..	10,704
Madras ..	35	193	228	35	..	158	..	193	..	35	35
Chingleput ..	371	68,475	68,846	371	..	68,196	..	68,567	..	279	279
Chittoor	15,645	15,645	15,645	..	15,645
North Arcot ..	1	12,931	12,932	1	..	12,822	..	12,823	..	109	109
South Arcot ..	92	21,454	21,546	92	..	21,278	..	21,370	..	176	176
Tanjore ..	2,131	1,23,771	1,26,902	2,131	..	1,22,675	..	1,24,806	..	1,096	1,096
Trichinopoly ..	291	11,497	11,788	291	..	11,420	..	11,711	..	77	77
Madura ..	1,067	9,598	10,665	1,067	..	9,253	..	10,320	..	345	345
Ramanad ..	4,427	56,617	61,044	4,220	..	54,200	..	58,420	207	2,417	2,624
Tinnevelly	50,333	50,333	50,333	..	50,333
Coimbatore	3,418	3,418	3,418	..	3,418
The Nilgiris
Salem ..	1,308	40,671	41,979	1,308	..	40,171	..	41,479	..	500	500
South Kanara
Malabar
Total ..	11,429	7,52,857	7,64,286	11,222	..	7,47,482	2	7,58,706	207	5,373	5,580

No. 10.—Statement showing the demand, collection and balance of land revenue and cesses for fasli 1338 (1928-29)—cont.

Districts.	Demand.			Collection and Remission.					Balance.		
	Arrears.	Current.	Total.	Arrears.		Current.		Total.	Arrears.	Current.	Total.
				Collection.	Remission.	Collection.	Remission.				
(1)	(2)	(3)	(4)	(5)	(6)	(7)	(8)	(9)	(10)	(11)	(12)
<i>Shrotriyani cesses.</i>											
Ganjam ..	Rs. 3	Rs. 29,362	Rs. 29,365	Rs. 3	..	Rs. 29,352	Rs. ..	Rs. 29,355	Rs. ..	Rs. 10	Rs. 10
Vinagapatam ..	39	58,486	58,525	39	..	58,484	..	58,523	..	2	2
Godavari, East.	..	6,696	6,696	6,696	..	6,696
West.	673	31,234	31,907	673	..	30,456	..	31,129	..	778	778
Kistna ..	25	46,195	46,220	25	..	46,139	5	46,169	..	51	51
Guntur	23,165	23,165	23,165	..	23,165
Nellore ..	1,050	26,065	27,115	1,016	..	25,980	..	26,996	34	85	119
Cuddapah ..	113	8,588	8,699	113	..	8,460	..	8,573	..	126	126
Anantapur ..	10	5,480	5,490	10	..	5,374	..	5,384	..	106	106
Bellary ..	3	4,975	4,978	3	..	4,962	..	4,965	..	13	13
Kurnool	2,997	2,997	2,997	..	2,997
Madras
Chingleput ..	924	38,662	39,586	924	..	37,893	..	38,817	..	769	769
Chittoor	6,780	6,780	6,780	..	6,780
North Arcot ..	3	6,366	6,369	3	..	5,657	..	6,660	..	709	709
South Arcot ..	303	10,079	10,382	303	..	9,751	..	10,054	..	328	328
Tanjore ..	2,821	79,701	82,522	2,821	..	78,698	..	81,519	..	1,003	1,003
Trichinopoly ..	851	20,572	21,423	851	..	20,554	..	21,405	..	18	18
Madura ..	5,381	24,429	29,810	5,328	..	20,955	..	26,293	53	3,464	3,517
Ramnad ..	6,245	1,32,582	1,38,827	6,015	..	1,14,319	..	1,20,334	230	18,263	18,493
Tinnevely	23,445	23,445	23,444	..	23,444	..	1	1
Coimbatore ..	274	3,628	3,900	274	..	3,321	..	3,595	..	305	305
The Nilgiris
Salem ..	465	18,182	18,647	465	..	18,008	..	18,473	..	174	174
South Kanara
Malabar
Total ..	19,183	6,07,665	6,26,848	18,866	..	5,61,455	5	6,00,326	317	26,205	26,522

No. 10.—Statement showing the demand, collection and balance of land revenue and cesses for fasli 1336 (1928-29)—cont.

Districts.	Demand.			Collection and remission.				Balance.			
	Arrears.	Current.	Total.	Arrears.		Current.		Total.	Arrears.	Current.	Total.
				Collection.	Remission.	Collection.	Remission.				
(1)	(2)	(3)	(4)	(5)	(6)	(7)	(8)	(9)	(10)	(11)	(12)
<i>Ryotwar, miscellaneous and cesses.</i>											
	RS.	RS.	RS.	RS.	RS.	RS.	RS.	RS.	RS.	RS.	RS.
Genjam ..	727	18,76,815	16,24,220	415	312	15,21,903	27	15,22,657	..	1,563	1,563
Cesses..		1,46,678									
Visagapatam	5,223	10,18,607	11,33,106	4,119	858	11,24,296	..	11,29,273	247	3,587	3,834
Cesses..		1,09,276									
Godavari, East	9,562	42,45,908	47,29,371	331	2,197	47,04,614	3	47,07,145	7,034	15,192	22,226
Cesses..		4,73,901									
Godavari, West	24,542	36,40,466	40,38,904	4,187	168	39,99,209	160	40,03,724	20,187	14,993	35,180
Cesses..		3,73,896									
Kistna	9,964	33,49,305	36,72,017	7,961	421	36,34,986	6,266	36,48,634	1,583	21,801	23,384
Cesses..		3,12,748									
Guntur	89,635	58,59,687	66,18,376	88,771	762	65,17,790	78	66,07,401	102	10,873	10,975
Cesses..		6,69,064									
Nellore	9,321	26,95,111	29,39,671	7,714	1,510	29,26,736	16	29,34,976	97	4,598	4,695
Cesses..		2,35,239									
Cuddapah	2,446	15,88,675	17,94,445	2,314	132	17,90,308	88	17,92,842	..	1,603	1,603
Cesses..		2,03,324									
Anantapur	84,704	14,35,320	17,14,843	84,679	125	16,29,912	1	17,14,617	..	226	226
Cesses..		1,94,819									
Bellary	2,95,545	20,92,239	26,32,008	42,065	1,83,241	21,83,614	..	24,08,920	70,239	1,52,849	2,23,088
Cesses..		2,44,224									
Kurnool	430	20,69,189	23,44,869	413	17	23,44,163	46	23,44,639	..	220	220
Cesses..		2,75,240									
Madras	1,488	1,76,566	1,78,054	744	464	1,75,252	3	1,76,463	280	1,311	1,591
Chingleput	21,063	22,26,524	25,05,016	20,560	426	24,63,654	..	24,84,640	77	20,299	20,376
Cesses..		2,57,429									
Chittoor	86	8,02,494	9,28,447	88	..	9,28,216	19	9,28,323	..	124	124
Cesses..		1,26,665									
North Arcot	3,037	31,52,925	34,65,713	2,903	45	34,58,878	115	34,61,941	89	3,683	3,772
Cesses..		3,09,751									

No. 10.—Statement showing the demand, collection and balance of land revenue and cesses for fasli 1338 (1928-29)—cont.

Districts.	Demand.			Collection and remission.					Balance		
	Arrears.	Current.	Total.	Arrears.		Current.		Total.	Arrears.	Current.	Total.
				Collection.	Remission.	Collection.	Remission.				
(1)	(2)	(3)	(4)	(5)	(6)	(7)	(8)	(9)	(10)	(11)	(12)
<i>Ryotwar, miscellaneous and cesses.—cont</i>											
	RS.	RS.	RS.	RS.	RS.	RS.	RS.	RS.	RS.	RS.	RS.
South Arcot ..	93,708	53,47,148	59,65,503	90,446	2,113	57,82,694	..	58,75,253	1,149	89,101	90,250
Cesses..		5,24,847									
Tanjore ..	53,980	71,43,161	77,00,088	47,803	5,123	76,05,635	8	76,58,569	1,054	40,445	41,499
Cesses..		5,02,927									
Trichinopoly ..	8,294	30,72,192	34,20,904	7,851	192	34,07,555	4	34,15,602	251	5,051	5,302
Cesses..		3,40,418									
Madura ..	78,013	31,63,650	35,83,529	46,191	9,454	34,74,547	4,294	35,34,486	22,368	26,675	49,043
Cesses..		3,41,856									
Ramnad ..	20,331	6,51,392	7,32,316	18,917	217	6,82,089	..	7,01,223	1,197	29,896	31,093
Cesses..		60,599									
Tinnevelly ..	6,628	26,80,428	29,37,043	6,452	..	28,98,400	..	29,04,852	176	32,015	32,191
Cesses..		2,49,987									
Coimbatore ..	4,596	33,00,050	36,51,946	3,821	521	36,46,072	82	36,50,496	254	1,196	1,450
Cesses..		3,47,300									
The Nilgiris ..	779	1,83,983	2,01,448	266	511	1,99,450	..	2,00,229	..	1,219	1,219
Cesses..		18,886									
Salem ..	6,441	22,46,824	24,97,955	6,222	90	24,83,475	20	24,89,807	129	8,019	8,148
Cesses..		2,44,690									
South Kanara ..	5,351	24,79,904	27,67,044	5,222	139	27,57,129	1	27,62,491	..	4,553	4,553
Cesses..		2,81,779									
Malabar ..	7,235	36,76,209	41,02,230	6,085	1,150	40,93,991	2	41,01,228	..	1,002	1,002
Cesses..		4,18,786									
Total ..	8,43,141	6,96,74,772	7,77,79,036	5,06,442	2,10,188	7,64,33,568	10,283	7,71,60,431	1,26,513	4,92,094	6,18,607
Cesses..		72,61,123									

No. 10.—Statement showing the demand, collection and balance of land revenue and cesses for fasli 1338 (1928-29)—cont.

Districts.	Demand.			Collection and Remission.					Balance.		
	Arrears.	Current.	Total.	Arrears.		Current.		Total.	Arrears.	Current.	Total.
				Collection.	Remission.	Collection.	Remission.				
(1)	(2)	(3)	(4)	(5)	(6)	(7)	(8)	(9)	(10)	(11)	(12)
	<i>Total</i>										
	RS.	RS.	RS.	RS.	RS.	RS.	RS.	RS.	RS.	RS.	RS.
Ganjam ..	3,413	23,88,397	23,91,810	3,101	312	23,84,813	27	23,88,263	..	3,557	3,557
Visakhapatnam ..	9,206	26,11,301	26,19,506	7,101	858	25,97,951	..	26,05,910	247	13,349	13,596
Godavari, East.	9,866	55,25,528	55,35,394	551	2,281	55,18,202	3	55,13,037	7,034	15,323	22,357
Do. West ..	28,941	43,52,878	43,81,819	8,586	1,68	43,36,947	160	43,45,861	20,187	15,771	35,958
Kiatna ..	11,037	41,35,900	41,46,937	9,034	421	41,07,599	5,273	41,22,327	-1,583	23,028	24,611
Guntur ..	89,635	66,42,106	67,31,741	88,771	762	66,31,155	78	67,20,766	102	10,873	10,975
Nellore ..	14,659	35,58,194	35,72,853	13,018	1,510	35,44,394	16	35,58,938	131	13,784	13,915
Cuddapah ..	2,982	18,35,744	18,38,726	2,850	132	18,33,646	88	18,36,716	..	2,010	2,010
Anantapur ..	84,714	16,50,423	17,35,137	84,589	125	16,50,090	1	17,34,805	..	332	332
Bellary ..	2,95,556	23,53,627	26,49,183	42,076	1,83,241	22,00,750	..	24,26,067	70,239	1,52,877	2,23,116
Kurnool ..	430	23,58,130	23,58,560	413	17	23,57,864	46	23,58,340	..	220	220
Madras ..	1,523	1,76,759	1,78,282	779	464	1,75,410	3	1,76,656	280	1,346	1,626
Chingleput ..	26,756	28,03,170	28,29,926	26,253	426	27,76,359	..	28,03,038	77	26,811	26,888
Chittoor ..	77,486	14,32,070	15,09,556	62,051	..	13,45,401	19	14,07,471	15,434	86,650	1,02,084
North Arcot ..	3,041	26,83,084	26,86,125	2,907	45	26,78,325	115	26,81,392	89	4,644	4,733
South Arcot ..	97,130	59,14,052	60,11,182	93,868	2,113	58,23,069	..	59,19,950	1,149	90,083	91,232
Tanjore ..	73,081	79,18,828	79,91,909	66,190	5,235	78,65,830	8	79,37,263	1,656	52,990	54,646
Trichinopoly ..	12,102	35,51,397	35,63,499	11,659	192	35,44,319	4	35,56,174	251	7,074	7,325
Madurai ..	90,001	37,91,348	38,81,349	58,126	9,454	37,32,478	4,294	38,04,352	22,421	54,576	76,997
Ramanad ..	51,328	18,67,299	19,18,627	49,477	217	17,35,590	..	17,85,284	1,634	1,31,709	1,33,343
Tinnevely ..	6,628	33,27,193	33,33,821	6,452	..	32,92,994	..	32,99,446	176	34,199	34,375
Coimbatore ..	15,178	36,96,284	37,11,462	14,403	521	36,94,530	82	37,09,536	254	1,672	1,926
The Nilgiris ..	779	2,00,669	2,01,448	268	511	1,99,450	..	2,00,229	..	1,219	1,219
Salem ..	14,539	30,10,676	30,25,215	14,063	90	29,99,034	20	30,13,207	386	11,622	12,008
South Kanara ..	5,361	27,61,683	27,67,044	5,222	139	27,57,129	1	27,62,491	..	4,553	4,553
Malabar ..	7,235	40,94,995	41,02,230	6,085	1,150	40,93,991	2	41,01,228	..	1,002	1,002
Total ..	10,31,605	8,55,41,735	8,65,73,340	6,77,893	2,16,384	8,47,70,220	10,240	8,66,68,737	1,43,350	7,61,274	9,04,604

No. 12.—Statement showing the details of coercive processes employed in the realization of the arrears of land revenue in the several districts during fasli 1338 (1928-29).

Districts.	Number of processes.			Property attached.						
	Notice of demand.	Notice of distraint or attachment.	Notice of sale.	Personal.			Real.			
				Number of defaulters.	Amount of arrears.	Value of property distrained.	Number of defaulters.	Amount of arrears.	Particulars of land attached.	
									Dry.	
(1)	(2)	(3)	(4)	(5)	(6)	(7)	(8)	(9)	(10)	(11)
Ganjam	16,272	424	213	300	rs. 11,344	Rs 18,254	59	1,890	69-05	76
Vizagapatam	2,440	107	38	3	858	933	80	6,701	192-14	244
Godavari, East	657	71	63	63	24,437	34,259	35	11,856	4-00	5
Do. West	1,472	84	20	20	2,058	3,243	75	4,653	2,186-85	12,331
Kistna	4,770	149	133	503	13,503	16,110	119	3,911	74-36	106
Guntur	2,459	197	142	152	6,509	10,036	74	6,018	67-45	182
Nellore	21,044	1,369	999	2,262	18,414	24,772	298	3,339	62-14	45
Cuddapah	2,591	1,088	385	2,425	15,388	28,869	218	1,114	1,065-98	462
Anantapur	2,443	610	349	2,027	23,959	24,815	116	2,896	1,367-00	298
Bellary	1,246	423	438	200	6,031	21,040	225	5,769	1,434-00	854
Kurnool	2,842	100	24	89	2,218	1,168	8	405	43-39	59
Madras	34,939	16	16	16	111	285	1	24	0-47	24
Chingleput	12,633	3,882	3,016	3,446	33,826	42,065	1,452	9,045	1,471-00	1,523
Chittoor	1,372	455	397	319	6,611	6,053	136	1,06,743	290-00	216
North Arcot	3,33,744	5,713	1,986	4,763	31,076	37,130	950	8,110	1,807-00	2,098
South Arcot	19,933	13,299	12,468	12,091	96,681	1,16,315	4,656	33,448	4,853-00	9,328
Tanjore	2,75,397	17,433	15,876	15,147	2,34,970	2,62,096	2,286	24,678	1,352-62	1,650
Trichinopoly	2,232	694	692	1,514	13,294	23,908	322	2,989	1,188-71	1,253
Madura	22,411	5,460	8,145	2,944	37,481	28,788	8,214	63,494	9,379-42	16,657
Ramnad	4,661	702	568	629	7,313	11,303	168	1,328	555-00	603
Tinnevely	894	5	1	3	278
Coimbatore	208	56	37	69	962	224	53	597	365-07	352
The Nilgiris	646	48	48	68	1,092	1,260	42	3,771	1,282-00	2,544
Salem	4,954	1,130	628	1,544	28,491	31,909	231	4,835	4,060-37	4,777
South Kanara	3,650	347	198	87	5,466	4,641	275	21,480	73-77	128
Malabar	19,210	2,257	2,030	2,085	1,09,051	1,32,135	266	12,159	30,945-00	2,470
Total	7,95,320	56,119	48,774	52,766	7,31,144	8,81,611	20,382	3,41,529	64,189-79	58,265

No. 12.—Statement showing the details of coercive processes employed in the realization of the arrears of land revenue in the several districts during fasli 1338 (1928-29)—*cont.*

Districts.	Property attached— <i>cont.</i>			Property sold.							
	Real— <i>cont.</i>			Personal				Real.			
	Particulars of land attached— <i>cont.</i>		Other property.	Number of defaulters	Amount of arrears.	Estimated value of property sold.	Amount realized	Number of defaulters	Amount of arrears	Estimated value of property sold.	Amount realized
	Wet.										
	Extent.	Assessment.		(15)	(16)	(17)	(18)	(19)	(20)	(21)	(22)
(12)	(13)	(14)									
	acs.	rs.	rs.		rs.	rs.	rs.		rs.	rs.	rs.
Ganjam	150-00	491	7,134					1	10	11	
Vizagapatam	65-31	306		1	21	2	2	78	5,266	5,770	
Godavari, East	13-00	62	2,222	6	2,540	1,607	909	3	616	600	
Do, West	0-20	1	90					11	854	1,630	
Kistna	16-69	106	1,421	16	970	490	521	43	708	4,893	
Guntur	7-03	50	103	14	1,247	1,131	1,305	11	73	743	
Nellore	54-36	281		4	55	62	54	51	1,382	960	
Cuddapah	381-16	1,430	52	43	614	626	497	82	510	10,251	
Anantapur	311-00	1,053	109	40	458	636	474	2	6	53	
Bellary	399-00	2,502	4,335	3	232	315	241	94	1,326	8,075	
Kurnool	4-21	16	420	6	44	61	47	5	301	378	
Madras											
Chingleput	1,142-00	4,244		36	1,133	1,303	1,001	272	2,967	24,386	
Chittoor	36-00	255	94,600	2	27	32	48	10	15,142	20,046	
North Arcot	364-00	1,706		21	234	132	137	214	2,391	7,903	
South Arcot	1,349-00	8,139		113	1,463	1,736	1,586	479	28,879	23,425	
Tanjore	479-73	2,147		331	14,324	8,531	7,961	1,055	10,452	1,06,635	
Trichinopoly	242-30	1,364		18	665	325	488	68	450	6,761	
Madura	7,229-72	36,613		109	3,605	1,938	1,547	607	5,975	95,576	
Ramnad	13-00	105	12	17	153	82	66	196	1,753	10,460	
Tinnevely			31								
Coimbatore	21-61	109						23	220	16,659	
The Nilgiris	50-00	132		3	190	334	203	3	203	818	
Salem	485-80	2,625	1,402	11	369	379	197	29	912	3,155	
South Kanara	103-05	507		20	1,380	1,319	1,442	31	1,110	11,035	
Malabar	1,675-00	3,469		29	1,156	778	1,018	76	3,755	6,349	
Total	14,598-17	67,712	1,11,931	842	30,860	21,819	19,743	3,444	84,584	3,67,309	

53

334

No. 12.—Statement showing the details of coercive processes employed in the realization of the arrears of land revenue in the several districts during fasli 1338 (1928-29)—*cont.*

Districts.	Particulars of land sold.										
	Purchased by Government for want of bidders.					Purchased by others.					
	Dry.		Wet.		Amount for which purchased	Dry.			Wet.		
	Extent.	Assessment	Extent	Assessment		Extent.	Assessment	Value realized	Extent	Assessment.	Value realized.
(23)	(24)	(25)	(26)	(27)	(28)	(29)	(30)	(31)	(32)	(33)	
	ACS.	RS.	ACS.	RS.	RS.	ACS.	RS.	RS.	ACS.	RS.	RS.
Ganjam						0 05	1	11			
Vizagapatam	123 74	130			155	68 21	95	965	65 31	305	4,650
Godavari, East						2 00	2	1,200			
Do. West						74 97	61	1,580	0 20	1	63
Kistna	9 78	22				16 68	27	1,420			
Guntur						9 30	1,014	743			
Nellore	24 08	15							42 84	231	2,024
Cuddapah	614 49	77	2 00	11	16	61 44	43	87	290 00	901	404
Anantapur						5 00	2	48			
Bellary	276 00	180	33 00	149	262	305 00	202	1,089	49 00	353	888
Kurnool						27 29	16	223	4 21	16	217
Madras											
Chingleput	55 00	40	65 00	209	140	309 00	289	2,668	203 00	568	4,256
Chittoor	25 00	18			19	34 00	22	31			
North Arcot	395 00	510	14 00	65	2	778 00	789	5,564	155 00	320	1,487
South Arcot	665 00	1,342	79 00	409	14	746 00	1,476	3,262	97 00	433	1,600
Tanjore	794 71	1,188	386 87	1,663	74	706 02	848	2,453	128 44	395	1,925
Trichinopoly	184 35	236	13 41	53	4	229 25	272	1,468	11 78	65	222
Madura	988 97	1,070	164 16	784	10	954 18	1,031	6,171	196 04	1,118	10,532
Ramanad	358 00	379	7 00	48	6	283 00	309	1,846	5 00	39	176
Tinnevelly											
Coimbatore	12 81	7				181 63	146	858	19 35	82	4,336
The Nilgiris			22 00	57		23 00	50	101	28 00	74	88
Salem	97 62	81	3 35	23	1	177 48	170	455	27 76	145	664
South Kanara	0 12		3 61	14	1	16 45	22	314	41 60	107	3,366
Malabar	65 00	135	38 00	88	4	6,205 00	291	8,410	129 00	261	4,104
Total	4,889 57	5,430	831 40	3,573	708	11,212 95	7,178	40,847	1,493 53	5,414	41,002

No. 12.—Statement showing the details of coercive processes employed in the realization of the arrears of land revenue in the several districts during fasli 1338 (1928-29)—*cont.*

Districts.	Amount realized by sale of other property.	Total amount realized.	Number of ryotwari holdings.	Percentage of column (3) to column (36).	Percentage of column (4) to column (3).	Percentage of columns (15) + (19) to column (36).	Percentage of columns (15) + (19) to column (4).	Percentage of the extent bought in by Govt. [cols. (23) + (25) + (28) + (31).]
	(34)	(35)	(36)	(37)	(38)	(39)	(40)	(41)
	RS.	RS.						
Ganjam	11	125,160	35	50.24	..	47	..
Vizagapatam	5,779	31,674	34	35.51	25	207.89	78.68
Godavari, East	2,666	87,784	08	88.73	01	14.29	..
Do. West	38	1,681	86,947	10	23.81	01	55.00	..
Kistna	27	1,968	86,391	06	89.26	07	43.61	33.18
Guntur	2,048	380,489	05	72.08	01	17.61	..
Nellore	2,058	129,611	1.06	72.97	04	5.51	35.98
Cuddapah	988	219,545	50	35.39	06	32.49	63.59
Anantapur	295	522	153,955	40	57.21	03	12.04	..
Bellary	2,196	158,842	27	103.55	06	22.15	46.61
Kurnool	20	507	183,679	06	24.00	01	45.83	..
Madras
Chingleput	7,965	199,420	1.99	77.69	15	10.21	18.98
Chittoor	15,100	15,198	148,167	31	87.25	01	3.02	42.37
North Arcot	7,180	414,284	1.38	34.41	06	11.95	30.48
South Arcot	6,451	662,301	2.01	93.74	09	4.74	52.83
Tanjore	12,413	356,118	4.89	91.07	39	8.73	59.10
Trichinopoly	2,182	384,018	1.8	85.30	02	14.53	45.01
Madura	876	19,136	302,696	1.80	149.18	24	8.79	50.68
Ramnad	26	2,120	87,032	80	80.91	24	37.50	55.90
Tinnevelly	320	320	307,606	..	20.00
Coimbatore	212	6,109	279,159	02	66.07	01	62.16	3.96
The Nilgiris	203	593	14,723	32	100.00	04	12.53	30.38
Salem	14	1,332	264,375	43	55.57	02	6.37	31.86
South Kanara	5,162	128,842	27	67.06	04	25.76	6.04
Malabar	13,536	222,697	1.01	89.94	05	5.17	1.60
Total	17,131	1,20,121	5,415,515	1.04	86.91	08	8.79	31.05

No. 13.—Statement showing the particulars of processes issued and the fees collected under Act II of 1864 during fasli 1338.

Districts.	Number of processes served by		Total receipts on account of process service fees during the year.	Actual cost of process service establishment.	Rates of fees charged
	Village agency.	Special paid agency.			
(1)	(2)	(3)	(4)	(5)	(6)
			rs.	rs.	
Ganjam	2,067	16,709	3,213	1,926	Annas 3, 4, 6 and 12.
Vizagapatam ..	1,338	1,244	518	162	Annas 2, 3, 4, 5 and 10.
East Godavari ..	791
West Godavari ..	1,656	..	63	..	Annas 4.
Kistna	3,177	1,372	364	927	Do 4.
Guntur	2,798
Nellore	23,412	..	162
Cuddapah	4,064
Anantapur	3,402
Bellary	2,107
Kurnool	2,966
Madras	34,956	..	36	..	Annas 4 and 8 and Re 1
Chingleput	16,285
Chittoor	1,906
North Arcot	336,660
South Arcot	45,700
Tanjore	293,559
Trichinopoly ..	3,618	..	215	..	Annas 4.
Madura	17,646	18,137	6,761	4,300	Do. 4, 8 and 10.
Ramnad	3,871	2,060	873	317	Do. 3, 4 and 6.
Tinnevelly	900
Coimbatore	279
The Nilgiris	742
Salem	5,943
South Kanara ..	4,123
Malabar	21,056
Total	831,810	39,522	12,195	6,932	

No. 14.—Statement showing the demand, collection and balance of interest charged on arrears of land revenue during fasli 1338.

Districts.	Demand.			Collections and remissions.			Total collections and remissions.	Balance.
	Arrears of interest outstanding at the beginning of the fasli.	Demand of the fasli.	Total.	Collections.	Remissions.			
					Granted by Collectors on their own authority with reference to B.P. No. 173, dated 20th January 1882.	Granted with the sanction of the Board.		
(1)	(2)	(3)	(4)	(5)	(6)	(7)	(8)	(9)
	RS.	RS.	RS.	RS.	RS.	RS.	RS.	RS.
Ganjam ..	503	292	795	501	501	294
Vizagapatam ..	229	189	368	271	271	97
East Godavari ..	44	382	426	386	18	..	404	22
West Godavari ..	661	1,031	1,692	649	3	..	652	1,040
Kistna ..	415	152	567	226	15	..	241	326
Guntur ..	15	74	89	76	76	13
Nellore ..	414	537	951	414	5	..	419	532
Cuddapah ..	194	115	309	182	2	..	184	125
Anantapur ..	462	49	511	154	6	..	160	351
Bellary ..	137	130	267	183	10	3	196	71
Kurnool	17	17	17	17	..
Madras ..	29	24	53	5	43	..	48	5
Chingleput ..	761	539	1,300	676	2	..	677	623
Chittoor ..	506	2,593	3,099	2,207	2,207	892
North Arcot ..	66	162	228	154	154	74
South Arcot ..	2,896	632	3,528	750	42	17	809	2,719
Tanjore ..	1,716	1,032	2,748	1,159	60	..	1,219	1,529
Trichinopoly ..	738	139	877	676	6	..	682	195
Madura ..	3,812	2,468	6,280	756	124	1	881	5,399
Bamnad ..	2,588	3,157	5,745	2,818	12	..	2,830	2,915
Tinnevely ..	280	326	606	427	427	179
Coimbatore ..	31	43	74	41	4	..	45	29
The Nilgiris	6	6	..	6	..	6	..
Salem ..	406	771	1,177	714	2	..	716	461
South Kanara	6	6	6	6	..
Malabar ..	7	52	59	19	26	5	50	9
Total ..	16,910	14,868	31,778	13,466	386	26	13,878	17,900

No. 15.—Statement showing the disposal of cases of transfer of registry during fasli 1338 (1928-29).

Districts.	Applications and notices received from Sub-Registrar.									
	Pending at the beginning of the fasli.	Received during the fasli.	Total.	Disposed of.				Pending at the close of the fasli.	Number of cases referred to Revenue Inspectors.	Number of Subdivisions sanctioned out of those in column (5).
				Sanctioned.	Rejected.	Transferred for final disposal to Deputy Tahsildars.	Total.			
(1)	(2)	(3)	(4)	(5)	(6)	(7)	(8)	(9)	(10)	(11)
1. Ganjam	1,669	9,161	10,830	6,043	2,802	43	8,888	1,942	100	482
2. Vizagapatam	303	2,393	2,696	1,667	379	..	2,046	650	..	36
3. East Godavari	269	8,850	9,119	5,921	1,260	537	7,718	1,401	72	46
4. West Godavari	1,111	11,690	12,801	7,692	2,853	845	11,390	1,411	100	80
5. Kistna	1,402	9,148	10,550	6,206	2,278	208	8,692	1,858	28	52
6. Guntur	5,729	33,474	39,203	14,036	16,033	86	29,155	10,048	301	507
7. Nellore	1,826	10,473	12,299	3,340	6,784	48	10,172	2,127	242	477
8. Cuddapah	2,202	13,654	15,856	10,745	2,761	23	13,529	2,327	..	213
9. Anantapur	2,702	11,193	13,895	8,210	2,114	35	10,359	3,536	76	156
10. Bellary	2,275	9,551	11,826	6,933	1,424	90	8,447	3,379	143	145
11. Kurnool	2,910	15,078	17,988	10,661	3,838	10	14,509	3,479	26	80
12. Madras	496	1,357	1,853	803	549	..	1,352	501
13. Chingleput	569	16,362	16,931	10,780	4,813	6	15,599	1,332	38	2,167
14. Chittoor	1,288	10,290	11,578	6,765	2,155	128	9,048	2,530	39	73
15. North Arcot	5,309	31,821	37,130	23,392	7,771	11	31,174	5,956	135	1,183
16. South Arcot	16,720	45,658	62,378	34,764	17,569	195	52,528	9,850	952	1,841
17. Tanjore	863	27,366	28,229	20,418	5,670	187	26,275	1,954	19	388
18. Trichinopoly	4,733	24,338	29,071	16,880	7,351	407	24,638	4,433	99	261
19. Madura	1,718	19,141	20,854	12,991	5,739	164	18,894	1,960	33	361
20. Bannad	883	4,977	5,860	4,743	608	84	5,435	425	40	304
21. Tinnevely	2,615	22,151	24,766	18,020	2,862	301	21,183	3,583	82	1,395
22. Coimbatore	2,060	21,860	23,920	11,846	9,275	89	21,210	2,710	56	300
23. The Nilgiris	190	1,754	1,944	1,390	206	..	1,596	348	10	8
24. Salem	1,069	12,504	13,573	8,865	3,928	42	12,835	738	104	75
25. South Kanara	1,179	4,940	6,119	4,065	914	111	5,090	1,029	206	43
26. Malabar	1,008	6,907	7,915	6,032	1,191	265	7,488	427	33	805
Total	63,093	386,091	449,184	263,208	112,127	3,915	379,260	69,934	2,934	12,178

NOTE.—Percentage of the number of cases pending at the close of the fasli to the total—15.67.

No. 15.—Statement showing the disposal of cases of transfer of registry during fasli 1338 (1928-29)—cont..

Districts.	Applications and intinuations received from parties, village officers and others.									
	Pending at the beginning of the fasli.	Received during the fasli.	Total.	Disposed of.				Pending at the close of the fasli.	Number of cases referred to Revenue Inspectors.	Number of Subdivisions sanctioned out of those in column (15) (21)
				Sanctioned.	Rejected.	Transferred for final disposal to Deputy Tahsildars.	Total.			
(12)	(13)	(14)	(15)	(16)	(17)	(18)	(19)	(20)	(21)	
1. Ganjam	210	2,404	2,614	2,030	157	1	2,188	426	23	96
2. Vizagapatam	29	424	453	351	51	2	404	49	..	5
3. East Godavari	90	1,070	1,160	707	170	122	999	161	33	8
4. West Godavari	190	1,656	1,846	1,168	390	115	1,673	173	62	41
5. Kistna	107	1,155	1,262	679	312	169	1,060	202	84	14
6. Guntur	386	8,534	8,920	6,923	723	64	7,710	1,210	183	200
7. Nellore	142	3,372	3,514	2,579	409	195	3,183	331	127	295
8. Cuddapah	115	3,447	3,562	3,348	112	7	3,467	95	..	74
9. Anantapur	95	1,747	1,842	1,386	132	1	1,519	323	31	45
10. Bellary	443	9,711	10,154	8,143	606	68	8,817	1,337	79	144
11. Kurnool	452	5,383	5,835	5,092	338	61	5,491	344	41	107
12. Madras	364	2,420	2,784	2,461	98	..	2,559	225	..	376
13. Chingleput	206	6,791	6,997	5,764	823	8	6,595	402	198	680
14. Chittoor	425	10,718	11,143	7,955	2,119	3	10,077	1,066	90	84
15. North Arcot	848	8,491	9,339	7,787	1,670	20	8,477	862	140	328
16. South Arcot	1,732	7,340	9,072	6,708	1,814	141	7,663	1,409	322	401
17. Tanjore	103	9,620	9,723	8,562	772	114	9,448	275	82	165
18. Trichinopoly	572	4,897	5,469	4,154	691	36	4,861	588	35	75
19. Madura	944	12,391	13,335	9,432	2,954	164	12,550	785	76	635
20. Ramnad	369	2,600	2,969	2,516	210	46	2,772	197	34	140
21. Tinnevely	2,821	33,088	35,889	29,291	2,669	206	32,166	3,723	414	2,566
22. Coimbatore	322	7,384	7,706	5,819	1,516	29	7,364	342	369	214
23. The Nilgiris	54	408	462	304	42	..	346	116	105	35
24. Salem	473	8,130	8,603	7,419	690	185	8,294	309	45	38
25. South Kanara	489	5,178	5,667	4,182	738	105	5,025	642	122	318
26. Malabar	351	9,960	10,311	9,011	611	462	9,984	327	76	682
Total	12,332	168,299	180,631	142,671	19,717	2,324	164,712	15,919	2,771	7,765

NOTE.—Percentage of the number of cases pending at the close of the fasli to the total—8.81.

No. 16.—Statement showing the advances and recoveries under the Land Improvement Loans Act for fasli 1338.

(Paragraphs 35 and 36 of the report.)

Districts.	Total amount outstanding at the beginning of the year.	Advances made during the year.	Total.	Amount of advances payable during the year and the balance remaining unpaid out of sums which became due in the previous year.	Amount suspended by competent authority.	Net amount of advances payable.	Amount recovered during the year.		Amount written off during the year.	Total of columns (8), (9) and (10).
							On account of sums entered in column (7).	On account of sums not yet due.		
(1)	(2)	(3)	(4)	(5)	(6)	(7)	(8)	(9)	(10)	(11)
	Rs.	Rs.	Rs.	Rs.	Rs.	Rs.	Rs.	Rs.	Rs.	Rs.
Ganjam ..	1,93,576	23,305	2,16,881	36,564	144	36,420	35,804	1,426	..	37,230
Vizagapatam ..	2,45,689	27,963	2,73,652	55,582	705	54,877	53,043	2,197	346	55,586
East Godavari ..	13,719	250	13,969	1,377	22	1,355	1,153	460	..	1,813
West Godavari ..	21,159	5,600	26,759	3,429	..	3,429	3,429	891	..	4,320
Kistna ..	60,616	11,675	72,291	11,314	..	11,314	10,650	3,493	..	14,143
Guntur ..	84,290	16,034	1,00,324	20,964	100	20,864	20,062	1,575	..	21,627
Kurnool ..	1,29,370	5,925	1,35,295	24,644	..	24,644	23,960	2,061	..	26,021
Bellary ..	17,66,781	12,095	17,78,876	4,16,044	2,97,145	1,18,899	1,01,998	15,319	68	1,17,385
Anantapur ..	6,81,768	17,933	6,99,701	79,704	325	79,309	75,963	4,270	13	80,246
Cuddapah ..	65,291	2,825	68,116	11,982	..	11,982	11,376	109	431	11,916
Nellore ..	1,37,964	6,625	1,44,589	7,785	..	7,785	6,949	2,108	..	9,057
Chingleput ..	2,31,935	27,804	2,59,739	40,026	..	40,026	38,760	5,556	..	44,316
Madras ..	175	..	175	175	..	175	175	175
South Arcot ..	1,75,874	20,247	1,96,121	17,302	..	17,302	13,192	13,192
Chittoor ..	1,92,251	24,560	2,16,811	25,311	..	25,311	23,571	1,650	..	25,221
North Arcot ..	3,70,331	40,767	4,11,098	51,431	71	51,360	45,857	8,781	973	55,611
Salem ..	4,86,235	76,140	5,62,375	83,261	35	83,226	74,164	4,067	1,390	79,621
Coimbatore ..	16,59,114	90,155	17,49,269	1,14,959	44	1,14,915	1,11,319	1,11,319
Trichinopoly ..	4,22,124	46,439	4,68,563	47,001	..	47,001	42,699	15,467	454	58,620
Tanjore ..	1,51,434	10,900	1,62,334	29,215	..	29,215	22,892	3,202	173	26,267
Madura ..	3,32,747	60,505	3,93,252	70,990	..	70,990	52,357	4,419	938	57,714
Ramnad ..	3,91,049	18,344	4,09,393	31,496	..	31,496	26,005	233	..	26,238
Tinnevely ..	2,67,168	29,245	2,96,413	36,566	..	36,566	25,525	5,403	67	30,985
Malabar ..	89,552	5,510	95,062	18,071	..	18,071	17,708	324	..	18,032
South Kanara ..	79,582	5,229	84,811	20,329	..	20,329	19,103	..	500	19,603
The Nilgiris ..	24,800	8,485	33,285	8,386	..	8,386	8,274	1,280	..	9,554
Total ..	82,64,594	5,94,560	88,59,154	12,63,908	2,98,661	9,65,247	8,65,978	84,291	5,343	9,55,612

No. 16.—Statement showing the advances and recoveries under the Land Improvement Loans Act for fasli 1338—cont.

Districts.	Balance repayable during the year outstanding at the end of the year [column (7) minus column (8) and (10)].	Balance outstanding at the end of the year [column (4) minus column (11)].	Interest on advances.								Amount written off during the year.	Balance.
			Amount outstanding at the beginning of the year.	Amount due in the year.	Total.	Amount suspended by competent authority.	Net amount due.	Amount collected during the year.				
								On account of sums entered in column (14).	On account of sums entered in column (15).			
(12)	(13)	(14)	(15)	(16)	(17)	(18)	(19)	(20)	(21)	(22)		
	RS.	RS.	RS.	RS.	RS.	RS.	RS.	RS.	RS.	RS.	RS.	
Ganjam	616	1,79,651	395	14,214	14,609	97	14,512	327	13,884	..	301	
Vizagapatam	1,488	2,18,066	2,561	16,804	19,365	275	19,090	2,262	16,037	41	750	
East Godavari	202	12,356	133	954	1,087	21	1,066	133	837	..	96	
West Godavari	22,439	37	4,411	1,448	..	1,448	37	1,411	
Kistna	664	58,148	85	4,229	4,314	..	4,314	85	4,177	..	52	
Guntur	812	78,697	241	6,927	7,168	23	7,145	241	6,683	..	221	
Kurnool	684	1,09,274	241	8,914	9,155	..	9,155	241	8,733	..	181	
Bellary	16,833	16,61,491	8,468	1,60,474	1,68,942	1,03,661	65,261	4,509	62,667	8	8,077	
Anantapur	3,333	6,19,455	6,053	40,208	46,261	619	45,642	4,298	39,105	3	2,236	
Cuddapah	175	46,200	89	4,159	4,248	..	4,248	89	4,074	29	56	
Nellore	836	1,35,532	408	2,622	3,030	..	3,030	349	2,449	..	232	
Chingleput	1,266	2,15,423	1,986	16,148	18,134	..	18,134	1,986	14,763	..	1,385	
Madras	11	11	..	11	..	11	
South Arcot	4,110	1,82,929	1,533	12,257	13,790	..	13,790	..	11,965	..	1,825	
Chittoor	1,740	1,91,590	438	14,284	14,722	..	14,722	425	13,920	..	377	
North Arcot	4,530	3,55,487	1,671	27,923	29,494	..	29,475	1,619	25,402	..	2,454	
Salem	7,672	4,82,754	2,642	37,242	39,884	23	39,861	2,642	35,480	653	1,086	
Coimbatore	3,596	16,37,950	25,368	1,24,142	1,49,510	58	1,49,452	25,340	1,17,195	..	6,917	
Trichinopoly	3,848	4,09,943	1,534	25,322	26,856	..	26,856	1,534	24,655	3	664	
Tanjore	6,150	1,36,067	1,515	9,126	10,641	..	10,641	1,304	7,578	..	1,759	
Madura	17,695	3,35,538	5,021	25,511	30,532	..	30,532	5,021	19,977	64	5,470	
Ramnad	5,491	3,83,155	58,401	28,702	87,103	..	87,103	58,314	24,135	..	4,654	
Tinnevely	10,984	2,65,428	4,482	19,336	23,818	..	23,818	4,377	18,030	..	6,411	
Malabar	363	77,030	176	6,564	6,740	..	6,740	176	6,480	..	84	
South Kanara	728	65,208	196	5,827	6,023	..	6,023	196	5,331	..	496	
The Nilgiris	112	23,731	..	1,788	1,788	..	1,788	..	1,735	..	53	
Total ..	93,926	79,03,542	1,23,674	6,14,999	7,38,673	1,04,816	6,33,857	1,15,506	4,71,714	801	45,837	

No. 17.—Statement showing the advances and recoveries under the Agriculturists' Loans Act for fasli 1338.

(Paragraphs 35 and 36 of the report.)

Districts.	Total amount outstanding at the beginning of the year.	Advances made during the year.	Total.	Amount of advances payable during the year and the balance remaining unpaid out of sums which became due in the previous year.	Amount suspended by competent authority.	Net amount of advances payable.	Amount recovered during the year.		Amount written off during the year.	Total of columns (8), (9) and (10).
							On account of sums entered in column (7).	On account of sums not yet due.		
(1)	(2)	(3)	(4)	(5)	(6)	(7)	(8)	(9)	(10)	(11)
	RS.	RS.	RS.	RS.	RS.	RS.	RS.	RS.	RS.	RS.
Ganjam	1,09,335	35,118	1,44,453	33,139	45	33,094	32,903	791	..	33,694
Vizagapatam	1,06,523	54,195	1,59,718	49,523	711	48,812	44,984	300	..	45,284
East Godavari	1,892	2,985	4,877	2,314	..	2,314	2,314	200	..	2,514
West Godavari	6,436	950	7,386	1,272	..	1,272	1,272	1,272
Kistna	42,043	3,050	45,093	18,348	209	18,139	17,603	328	..	17,931
Guntur	2,80,967	30,279	3,11,246	64,563	..	64,563	64,085	1,383	..	65,468
Kurnool	2,99,808	26,200	3,26,008	50,577	..	50,577	49,818	1,261	..	51,079
Bellary	11,65,606	7,417	11,73,023	2,89,215	1,54,397	1,34,818	1,15,212	8,653	81	1,23,946
Anantapur	7,57,126	29,503	7,86,629	1,91,366	2,399	1,88,967	1,80,972	5,248	319	1,86,539
Cuddapah	73,961	13,190	87,151	20,304	..	20,304	19,191	380	150	19,721
Nellore	84,418	30,925	1,15,343	15,248	..	15,248	14,682	1,695	..	16,377
Chingleput	6,70,770	1,22,995	7,93,765	77,801	..	77,801	72,454	10,381	10	82,845
Madras
South Arcot	64,084	28,100	92,184	16,307	..	16,307	13,789	13,789
Chittoor	86,940	22,434	1,09,374	22,826	..	22,826	21,154	1,555	..	22,709
North Arcot	2,99,164	92,683	3,91,847	73,204	..	73,204	65,871	3,244	..	69,115
Salem	2,10,786	55,230	2,66,016	52,935	..	52,935	50,457	3,334	802	54,593
Coimbatore	8,38,600	1,56,431	9,95,031	1,78,543	..	1,78,543	1,70,529	1,70,529
Trichinopoly	3,67,333	69,143	4,36,476	63,154	..	63,154	61,470	2,843	435	64,748
Tanjore	2,15,285	140	2,15,425	1,40,274	..	1,40,274	94,504	2,028	389	96,921
Madurai	1,74,781	66,050	2,40,831	49,788	..	49,788	41,831	2,229	119	44,179
Ramanad	60,217	8,920	69,137	18,413	..	18,413	14,178	769	..	14,947
Tinnevely	1,10,901	14,215	1,25,116	24,003	..	24,003	17,365	780	..	18,145
Malabar	1,14,692	36,040	1,50,732	38,158	..	38,158	37,591	4	..	37,595
South Kanara	1,73,095	..	1,73,095	29,010	..	29,010	27,426	27,426
The Nilgiris	71,143	23,355	94,498	24,369	..	24,369	24,216	3,775	..	27,991
Total	63,84,704	9,29,548	73,14,252	15,44,654	1,57,761	13,86,893	12,55,851	51,181	2,305	13,09,337

No. 17.—Statement showing the advances and recoveries under the Agriculturists' Loans Act for fasli 1338—cont.

Districts.	Balance repayable during the year outstanding at the end of the year [column (7) minus columns (8) and (10)].	Balance outstanding at the end of the year [column (4) minus column (11)].	Interest on advances.								Amount written off during the year.	Balance.
			Amount outstanding at the beginning of the year.	Amount due in the year.	Total.	Amount suspended by competent authority.	Net amount due.	Amount collected during the year.				
								On account of sums entered in column (14).	On account of sums entered in column (15).			
(12)	(13)	(14)	(15)	(16)	(17)	(18)	(19)	(20)	(21)	(22)		
	RS.	RS.	RS.	RS.	RS.	RS.	RS.	RS.	RS.	RS.	RS.	
Ganjam	191	1,10,759	61	8,692	8,753	15	8,738	61	8,624	..	53	
Vizagapatam	3,828	1,14,434	457	7,524	7,981	162	7,819	457	7,090	..	272	
East Godavari	2,163	6	198	204	..	204	6	198	
West Godavari	8,114	..	418	418	..	418	..	418	
Kistna	536	27,162	121	3,072	3,193	29	3,164	121	2,949	..	94	
Guntur	478	2,45,778	265	25,872	26,137	..	26,137	265	25,703	..	169	
Kurnool	759	2,74,927	225	25,814	26,039	..	26,039	225	25,513	..	301	
Bellary	19,525	10,49,077	5,981	1,02,938	1,08,919	60,657	48,262	3,598	38,541	9	6,114	
Anantapur	7,678	6,00,090	8,447	34,999	43,446	848	42,598	8,120	32,447	..	2,031	
Cuddapah	963	67,430	283	6,207	6,490	..	6,490	193	6,063	11	223	
Nellore	566	98,966	63	5,599	5,662	..	5,662	48	5,374	..	240	
Chingleput	5,337	7,10,920	2,302	50,537	52,839	..	52,839	2,294	48,313	1	2,231	
Madras	
South Arcot	2,538	78,416	577	4,633	5,210	..	5,210	..	4,460	..	750	
Chittoor	1,672	86,665	626	6,658	7,284	..	7,284	540	6,395	..	349	
North Arcot	7,333	3,22,732	1,145	22,452	23,597	..	23,597	1,145	20,668	..	1,784	
Salem	1,676	2,11,423	650	16,453	17,103	..	17,103	650	15,913	379	161	
Coimbatore	8,014	8,24,502	31,031	72,414	1,03,445	..	1,03,445	31,031	67,654	..	4,760	
Trichinopoly	1,249	3,71,728	718	23,649	24,367	..	24,367	718	23,378	25	245	
Tanjore	45,381	1,18,504	11,301	7,674	18,975	..	18,975	4,773	7,357	..	6,845	
Madura	7,838	1,96,652	1,830	13,483	15,313	..	15,313	1,830	11,661	14	1,808	
Ramnad	4,235	54,190	795	4,836	5,631	..	5,631	633	4,441	..	557	
Tinnevely	6,638	1,06,971	1,853	8,037	9,890	..	9,890	1,828	5,378	..	2,684	
Malabar	567	1,13,137	187	6,477	6,664	..	6,664	187	6,458	..	19	
South Kanara	1,584	1,45,669	425	8,999	9,424	..	9,424	425	8,418	..	581	
The Nilgiris	153	66,507	2	4,839	4,841	..	4,841	2	4,830	..	9	
Total	1,28,737	60,04,915	69,351	4,72,474	4,85,126	61,711	4,80,114	59,150	3,88,244	439	32,281	

68

329

No. 19.—Statement showing the number of irrigation works in charge of the Revenue Department, the amount spent on them during the official year ending 31st March 1929 and the number proposed for repairs during the official year ending 31st March 1930.

Districts.	Total number of irrigation works.	Irrigation works repaired during the official year ending 31st March 1929.		Irrigation works proposed for repairs during the official year ending 31st March 1930.		
		Number.	Amount spent by Government.	Number of works.	Allotment to the district.	Amount allotted up to 30th September 1929 on account of works shown in column (5).
(1)	(2)	(3)	(4)	(5)	(6)	(7)
Ganjam *	2,471	204	Rs. 58,945	179	71,000	69,600
Vizagapatam *	1,222	165	33,263	136	48,760	48,454
East Godavari *	958	182	50,331	152	51,000	50,130
West Godavari *	328	51	16,191	41	18,000	17,766
Kistna *	74	19	10,185	17	24,000	12,416
Guntur *	279	116	59,406	77	38,000	38,000
Nellore *	374	87	66,315	110	61,140	61,140
Cuddapah *	1,321	224	1,26,723	127	75,000	75,000
Anantapur *	2,584	188	55,990	177	80,000	70,000
Bellary *	338	47	15,816	52	22,200	14,634
Kurnool *	495	91	32,284	69	36,000	35,558
Madras *	4	100	..
Chingleput *	2,347	235	79,132	174	1,09,000	90,000
Chittoor *	4,765	124	48,726	154	65,000	64,795
North Arcot *	2,542	202	1,00,298	174	1,24,000	1,07,635
South Arcot *	2,075	138	95,400	159	1,06,000	1,05,660
Tanjore *	617	174	51,905	133	54,000	40,963
Trichinopoly *	1,416	64	45,704	69	72,200	52,926
Madura *	3,757	161	1,20,860	186	1,24,400	1,21,866
Bamnad *	276	43	62,621	41	52,500	52,500
Tinnevely *	1,613	113	89,816	107	1,02,500	95,331
Coimbatore *	73	36	13,132	25	11,500	9,500
Salem *	2,432	153	97,518	138	91,350	82,989
Malabar *	2	2	55	2	55	55
Total *	32,363	2,619	13,30,616	2,499	14,37,705	13,16,818

* Revised figures.

NOTE.—(1) Column (5) shows the number of works for which detailed allotments have been made up to 30th September 1929.

(2) The figures in column (6) represent the allotments made up to 30th September 1929 for 'works' and 'maintenance and repairs' in connection with minor irrigation works for the year 1929-30.

Government  of Madras.

LOCAL SELF-GOVERNMENT DEPARTMENT

(Local and Municipal)

G.O. No. 5736, L. & M., 20th December 1929

Administration Report—Hindu Religious Endowments Board—
For fasli ending with 30th June 1929—Published.

READ—the following paper :—

Letter from the President, Hindu Religious Endowments Board, dated 15th November 1929, No. 398 Mis.

Order—No. 5736, L. & M., dated 20th December 1929.

The Administration Report of the Hindu Religious Endowments Board for the fasli year ending with the 30th June 1929 is published for general information.

(By order of the Government, Ministry of Education and Local Self-Government)

C. HILTON BROWN,
Secretary to Government.

Press.

OFFICE OF THE BOARD OF COMMISSIONERS
FOR HINDU RELIGIOUS ENDOWMENTS,
ROYAPETTA, MADRAS,

Dated 15th November 1929.

No. 398 Mis.

From

M.R.RY. DIWAN BAHADUR

C. VENKATARANGA REDDI GARU,

B.A., B.L.,

*President, Hindu Religious Endowments Board,
Madras.*

To

THE SECRETARY TO GOVERNMENT,
LOCAL SELF-GOVERNMENT DEPARTMENT.

SIR,

I have the honour to forward herewith the Administration Report of the Board for fasli 1338. Reviews of the working of the committees during the fasli are also appended as Appendix I to the report.

It may be observed that the following new statements have been added in Appendix II to the report this time and that the numbers of some of the statements have had to be altered :—

(1) Statement VIII-A showing the institutions, the audit of whose accounts was specially arranged for by the Board ;

(2) Statement XIV-A showing the disposal up to the end of the fasli of all cases filed against the Board and the number of cases still pending ;

(3) Statement XV showing the number of suits, etc., filed by the Board in fasli 1338 and their disposal ;

(4) Statement XV-A showing the disposal up to the end of the fasli of the suits, etc., filed by the Board and the number of cases still pending ;

Statement XVI showing the number of commissions issued by the Board which appeared in the previous report has been omitted.

I have the honour to be,

Sir,

Your most obedient servant,

C. VENKATARANGA REDDI,

President.

FOURTH ADMINISTRATION REPORT OF THE
BOARD OF COMMISSIONERS FOR HINDU
RELIGIOUS ENDOWMENTS, MADRAS, FOR
FASLI 1338 (1ST JULY 1928 TO 30TH JUNE 1929).

During the falsli under report, the Local Legislature passed the Madras Hindu Religious Endowments (Amendment) Act, 1929 (Madras Act V of 1929) adding a fresh section (44 A) after section 44 of Madras Act II of 1927. This Act received the assent of His Excellency the Governor on the 12th April 1929 and that of His Excellency the Governor-General on the 13th of May 1929. The assent of the latter was published in the *Fort St. George Gazette* of the 4th June 1929. The object of this enactment is to put an end to the present practice of dedication of young girls as devadasis for service in Hindu temples in the Madras Presidency and to enfranchise the inams granted to them whether consisting of lands, produce of lands or assignment of land revenue, from the condition of service in the said temples without any option being given to devadasis in this matter.

Act, rules
and by-laws.

2. The rules for the conduct of enquiries and the decision of disputes relating to elections to temple committees were amended in certain respects in consequence of the transfer of the conduct of these elections from the presidents of temple committees to the Revenue Divisional Officers.

Rule 1 of the rules for the election of presidents and vice-presidents of temple committees was amended by the omission of the word "final" occurring in the expression "final constitution or reconstitution." This amendment set at rest the doubts expressed in some quarters whether the election of the President and the Vice-President should be postponed till members were appointed up to the full strength of the committee.

3. Amendments to by-laws 18 and 25 of the by-laws framed by the Board under the Act, regarding the supply of copies of the orders and decisions of the Board were actually confirmed during the fasli under report.

Under the by-laws originally framed, it was necessary that the Commissioner in charge of a division should be on the Committee of Commissioners to consider all matters relating to that division which had to be disposed of by such a committee. It was found in experience that, under certain circumstances, it would be more appropriate if the Divisional Commissioner does not sit on the Committee of Commissioners for hearing cases relating to his division. An amendment to by-law No. 4 of the by-laws was accordingly proposed by the Board whereby, at the discretion of the President, the Divisional Commissioner may or may not be chosen to dispose of such cases. Since the close of the fasli, the amendment proposed by the Board in this regard has been accepted by the Government.

4. During the period under report the Board submitted for the approval of the Government a set of draft rules governing the grant of leave and leave allowances for the officers and servants of the Board. The Government thought it best to amend rules 38 and 44 of the rules so as to place the Board's staff on the same footing as Government servants in this matter. The amendments were confirmed in July 1929.

- Regulations of temple committees.
- (1) The Madura Circle Temple Committee.
 - (2) The Periyakulam Circle Temple Committee.
 - (3) The Madura Sri Minakshi Sundareswarar, etc., Devastanams Committee.
 - (4) The Palni Circle Temple Committee.
 - (5) The Tiruchengode Circle Temple Committee.
 - (6) The South Arcot District Temple Committee.
 - (7) The North Arcot District Temple Committee.
 - (8) The Tiravallur Circle Temple Committee.
 - (9) The Gooty Circle Temple Committee.
 - (10) The South Kanara District Temple Committee.
 - (11) The Erode Circle Temple Committee.

5. During the fasli under report the marginally-noted temple committees submitted for the Board's approval their draft regulations under section 36 of the Act. The regulations of all these committees were confirmed by the Board with modifications in some cases.

The following committees have not yet submitted their draft regulations and they are being reminded to do so from time to time :—

- (1) The Kurnool District Temple Committee.
- (2) The Cuddapah District Temple Committee.

- (3) The Anantapur District Temple Committee.
- (4) The Coimbatore Circle Temple Committee.
- (5) The Nilgiri District Temple Committee.
- (6) The Salem Circle Temple Committee.
- (7) The Dharmapuri Circle Temple Committee.

6. The personnel of the Board remained the same during the year under report and the office of President was held by M.R.Ry. Diwan Bahadur C. Venkataranga Reddi Garu, B.A., B.L. There was only one change in the territorial jurisdiction of the commissioners as it stood at the end of the previous fasli, viz., the transfer of the revenue district of North Arcot from M.R.Ry. E. S. Chidambaram Pillai Avargal, B.A., B.L., to M.R.Ry. R. Surya Rao Garu, B.A., B.L., in the month of July 1928.

Personnel of the Board and the territorial jurisdiction of the Commissioners.

7. The Board held seventeen meetings during the year under report. The business transacted at the meetings of the Board is indicated in Statement I of the statements appended to this report, while the number of sittings (1,999) of the committees of the Board constituted for the disposal of cases in accordance with by-law 4 and of enquiries (509) held by the commissioners singly is shown in Statement II appended.

Meetings.

8. The strength of the Board's staff, as it stood at the end of June 1929 and at the end of June 1928 is shown in Statements III-A and III-B. During the period under report the work of the Board in all its branches increased considerably (vide figures given below). The archaka suits in the Northern Circars in particular entailed a special strain on the resources of the Board. The work of gathering materials and evidence necessary for the defence of the suits filed against the Board and for pushing through the suits and petitions filed by the Board involves special difficulties. The work of dealing with the ordinary correspondence received by the Board and the petitions of various kinds filed before the Board under the various sections of the Act as also the assessment and levy of contributions has to go on without prejudice to the above work. The staff is not adequate to cope with the increased work. Though until the finances of the Board improve, the Board cannot make the requisite addition to its staff in order to relieve the situation fully, yet some immediate strengthening of its office

Staff.

staff has been found to be absolutely necessary. The Government have been addressed in regard to the retention of the provision made by the Board for this purpose in its budget for the current fasli. The orders of the Government are awaited.

Number of currents including petitions received during	Number of suits and petitions filed by the Board.	Number of suits and petitions filed against the Board.
Fasli 1337 ... 23,869	1	169
Fasli 1338 ... 26,213	10	199

Mufassal staff.

Owing to the increase in the number of suits and petitions in mufassal courts, the work of the mufassal staff has also increased, while at the same time more vigorous efforts have to be made for the realization of arrears of contributions besides attending to the ordinary work of gathering particulars relating to religious endowments including those required under section 38 of the Act and of dealing with petitions regarding management. To cope with the additional work considerable extra staff is necessary. But the Board made a slight increase in the number of its inspecting officers, without incurring additional cost, by replacing Superintendents by Inspectors or Assistant Inspectors on a lower scale of pay.

Attitude towards the Act and the Board.

9. The improvement in the attitude of the general public towards the Madras Hindu Religious Endowments Act and the Board was not only kept up, but there were further evidences of positive support and co-operation which were presumably due to an increasing appreciation of the Board's activities and a wider recognition of the beneficent provisions of the new enactment. From the trend and nature of the steadily increasing volume of petitions addressed to the Board, the Board ventures to submit that it has succeeded in stimulating in the general public a sense of their corporate and civic responsibility for the preservation of ancient religious institutions with their endowments intact, and a desire to have the abuses in the administration of religious endowments corrected through the instrumentality of the machinery provided by the Act. It has, however, been found that in some cases owing to the local influence and power of individual trustees, the villagers are reluctant to come forward openly and

challenge their conduct before the Board and such cases have, of course, to be brought up and prosecuted by the Committees or brought to light by the Board's inspecting officers. However, it is no small satisfaction for the Board to be in a position in the fifth year of its existence definitely to say that, on the whole, it has succeeded in winning confidence of the public, and that, judging from experience, the co-operation from public is bound to grow and thus enable the Board to achieve steady progress year after year in placing on a satisfactory footing the administration of all religious institutions whose management falls short of a satisfactory standard.

10. The improvement in the attitude of the trustees is no less encouraging. Though some of the important matadhipathis in the Tanjore District and trustees of temples in Malabar who have ample funds at their disposal have filed appeals against the decisions of the High Court (on its original side) dismissing their suits questioning the validity of the Act and of the constitution of the Board, they have paid up contributions due to the Board by interlocutory orders of the High Court passed pending disposal of the appeals. Except in Malabar and in the Northern Circars where a number of trustees and archakas have set up claims of ownership of the temples in their charge, the Board's orders relating to management are, on the whole, taken in the right spirit by trustees. Generally speaking, the attitude of the general public may be said to have had its effect on the trustees. But in the matter of their resentment against the levy of contributions by the Board much change is not noticeable. They continue to feel it as an encroachment on the trust and put off the payment of the contributions as far and as long as possible.

11. The change in the attitude of the Malabar trustees indicated in the last Administration Report was very pronounced during the fasli under report. The attitude of passivity now maintained by the trustees is by no means less difficult to tackle than their former active resistance. The situation is comparatively better in South Malabar as compared with North Malabar, owing to the fact that in almost all the petitions filed by the trustees under section

84 (2) of the Act and in the petitions filed by the Board under section 70 (2) of the Act and disposed of during the fasli, the decisions and claims of the Board were upheld and enforced by the District Court.

12. In the Ganjām District opposition to the Board was organized and led by the late Ramadhina Das Goswami, Mahant of Sri Narasimha Mahaprabho Math at Haradakhandi, Berhampur. After his death and the subsequent assumption of control of the math by the interim trustee appointed by the Board under section 42 of the Act, the opposition appeared to have died down. But it was sought to be revived by the formation of an "Association of Mahants and Temple Heads" in the district during the fasli under report. Its object is to carry on agitation for the exclusion of the religious institutions in the Ganjām District from the purview of the Madras Hindu Religious Endowments Act, 1926, on account of their alleged peculiar history, traditions and usages. The association waited on deputation on the Honorable the Chief Minister at Parlakimedi on 6th February 1929 and requested him to grant exemption for the above institutions under section 3 (a) of the Act. When the Divisional Commissioner M.R.Ry. Rao Bahadur M. Chengayya Pantulu Garu was at Berhampur on 26th March 1929, the association seized the opportunity and presented to him a "memorandum" setting out at length their views and objects urging that the interference of secular authority in the administration of the religious endowments in question would be detrimental to their proper maintenance, especially having regard to the peculiar character of the Vaishnavite maths of the district which along with those in Puri, Orissa and Northern India form a network of institutions helping the spread of spiritual doctrines of the Vaishnavite cult by providing food, called Sadvart to sadhus and bairagis of the Vaishnavite faith. They also then urged that pending decision on their memorial to Government the Board might stay its hands.

Under the auspices of the association, a conference of Mahants and trustees of temples was held after the close of the fasli, at Parlakimedi on the 24th and 25th August 1929 and it passed, among others, resolutions urging the exclusion of the Ganjām District from the operation of the Act and requesting the Board to

consult the Standing Committee appointed by it before taking action under the Act against any institution in the district. At the instance of the Standing Committee a deputation led by Mr. Biswanath Das, M.L.C., waited on the Board on 4th October 1929. It requested the Board to recognise the association and its Standing Committee as a representative body to be consulted before settling a scheme or starting any inquiry or taking action against any Mahant or head of a temple, and also made certain representations in regard to the measures which are usually provided for in schemes, and as to the establishment out of the surplus funds of Sri Narasimha Mahaprabho Math at Haradhakandi of a Sanskrit college with the special object of imparting instructions in Dharma Sastras. The Board proposes to consider the representations of the deputation after the Standing Committee has submitted definite practical proposals and forwarded the rules of the association as to the matters urged by them. The Government have also forwarded the memorial addressed to them for the remarks of the Board, in respect of some points. They are also under examination. It is a welcome sign that the association of Mahants and temple trustees at last expressed its willingness through its representatives to co-operate with the Board.

13. The hostility of the archakas in the Guntūr District and the Northern Circars continued to be as strong as ever. As regards the suits which were filed by them against the Board with a view to set aside its orders settling schemes and in which they have set up claims of private ownership of the temple lands in their possession, the Board is taking action for the defence of its position that the lands belong to the temple and that the archakas are only servants of these institutions entitled to remuneration for their services. Evidence on behalf of the plaintiffs is being taken in the District Court of West Gōdāvāri in 44 suits and the actual hearing of the suits is about to be

*District Court, East Gōdāvāri.	20
" West Gōdāvāri.	44
" Kistna ...	8
" Guntūr ...	75
	<hr/>
	147
	<hr/>

taken up in 147 cases on the files of the* marginally-noted District Courts. In the meanwhile, the petitions filed by the Board under section 70 (2) of the

Act for contributions due from these archaka-managed temples are coming up for disposal in the District Courts of Guntūr and West Gōdāvāri. Even in that connexion they have raised various contentions and the Board is arranging to meet the same. It may not be out of place to state in this connexion that a member of the local Legislative Council has brought forward a Bill to amend the Act with a view to legalize the contentions now raised by the archakas in the various suits pending in the districts. The Board has already submitted to Government its view that the position taken up in the Bill is opposed to public policy and detrimental to the interests of the temples concerned.

14. It is gratifying to note that responsible individuals among the trustees of temples in the Guntūr District have constituted themselves into an association called "The Trustees' Association, Guntūr District" with a view to protect the interests of religious institutions against the archaka menace. The Board will watch the activities of this new association with interest.

15. There are several temples in the Guntūr District under the management of zamindars. In the case of most of these, the supervision exercised by the zamindar trustees is nominal or nil. It has been the policy of the Board to recognise them as trustees and to restore their management by schemes settled by it for the temples concerned. But so far it does not appear that any active interest is taken in the administration of the temples by the trustees so recognized; it would have been gratifying and the Board's work in this district would have been so much the smoother if these influential zamindars, whose ancestors had left such magnificent proofs of their charity and religious fervour, had come out boldly and availed themselves of the beneficent provisions of the new Act.

16. As regards Kanyakaparameswari temples and institutions under the Vaisyas, the hopes expressed in the last Administration Report have not been realized to the extent expected. The lead given by the Nellore and Bellary Vaisyas has been followed to some extent in the Chittoor District. The attitude of the Guntūr Vysias also shows perceptible signs of improvement.

In the case of the institution of Sri Ramamandiram in Nellore town, the Vysias have approached the Board with petitions to settle some disputes regarding the management of the institution and this is under enquiry. But in the districts of Kurnool, Cuddapah and Anantapur the position is entirely different. The managers of the majority of this class of temples in these districts have reverted to an attitude of aloofness and passive resistance. They are making default generally in the matter of compliance with the Board's directions, in the submission of the prescribed returns and in the payment of the contributions due to the Board. Attempts to escape the jurisdiction of the Board are being made, especially by stopping the collections of, or making it appear that the public have ceased to pay, rusums hitherto paid to the Kanyakaparameswari temples so as to show reduced incomes. It is unsatisfactory that the community has not appreciated the attitude of the Government and the Board in their readiness to accord exceptional treatment in deserving cases by granting special concessions as, for instance, in respect of the four temples referred to at the end of paragraph 11 of the previous Administration Report.

Preliminary work.

17. The number of temples and maths coming under the Act according to the list of institutions maintained in the Board's office is 12,096 and 295 respectively as shown in Statement IV appended. The preliminary work in the matter of reporting the existence of temples in the various districts has been practically finished by the Board's inspecting officers except in the case of some of the outlying parts of the districts of Nellore, Bellary, Salem, Coimbatore, Rāmnād and Ganjām. The Board expects that the work which remains to be done here will be finished before the close of this fasli. As already stated in the last report, alterations in the list of temples and maths maintained by the Board will have to be made from time to time.

List of
temples and
maths.

Exemptions.

18. A list of institutions in respect of which applications for exemption from the operation of the Act

or certain provisions thereof which were disposed of or pending during the period under report will be

* (1) Sri Koilur Math, Koilur, Rāmnād District.

(2) Sri Dakshinamurthi Math, Kandal, Nilgiri District.

found in Statement V appended to this report.

Partial exemptions were sanctioned by the Govern-

ment in the case of the * marginally-noted maths.

After satisfying itself about the correctness of the representations of trustees of the religious institutions concerned, the Board, without holding a regular enquiry under section 84 of the Act, dropped 380 institutions as being outside the scope of the Act on the score of their income being below the minimum laid down in section 4. The number of such institutions is shown talukwar in Statement VI-A appended. In Statement VI-B are indicated formal orders passed under section 84 after enquiries on the allegations that the income was below the above minimum or that the religious institutions were either private or fell under the category of excepted temples or that the endowments concerned were purely of a charitable character.

Special extension of the Act.

19. During the fasli under report the Government on the recommendation of the Board extended the provisions of the Act to 53 temples (shown talukwar in Statement VI-C) getting an income of less than Rs. 250 per year, thus bringing the total number of such institutions to 685 at the end of the last fasli. The general policy of the Board in such cases is not to recommend the application to these poor temples of the provisions of section 69 (1) of the Act relating to the levy of contributions by the Board. But this rule of practice is departed from wherever the Board has good reason to believe that the income of the institutions would increase considerably after the extension of the Act as in the case of Sri Kailasanathaswami temple at Virinchipuram, North Arcot District, in respect of which the Government were pleased to accept the Board's recommendation.

Since the close of the fasli the Government have notified for public criticism the proposal referred to in paragraph 16 of the previous report to apply

Madras Act II of 1927 to 966 temples in South Kanara District, having incomes below Rs. 250 per year which were originally under the control of the temple committees constituted under Act XX of 1863. The final orders of the Government are awaited. The South Kanara District Temple Committee will have to appoint trustees and enable them to draw the tasdic allowances payable by Government after the Act has been applied to the temples in question.

Registers of Religious Endowments.

20. During the period under report trustees of 310 institutions submitted the registers required under section 38 of the Act, 175 of them having been checked by the temple committees or the inspecting officers of the Board, as the case may be, and accepted by the Board. Such of them as require alterations are being returned for further scrutiny and necessary changes. This was done in 79 cases during the fasli under report. It is satisfactory that some further progress was achieved in this direction notwithstanding the various difficulties in the way of getting these registers submitted by the trustees which have been referred to at length in previous administration reports. The Board feels that it is worth while employing a special temporary itinerant staff for this purpose and finishing the work of obtaining these important registers relating to religious endowments without delay. But in the present state of its finances the Board cannot carry out this intention.

A statement (VII) showing the progress made during the fasli in connexion with these registers is appended. So far registers relating to 63 maths and 3,159 temples have been submitted out of which 1,004 have been accepted up to 30th June 1929.

Budgets and accounts of excepted temples and maths.

21. Statement VIII appended to this report shows the number of budgets for 1929-30 (along with the statements of accounts for 1927-1928) received from excepted temples and maths under section 61 of the Act. The difficulties in the matter of obtaining the registers mentioned above apply equally in respect of these budgets.

Audit of the accounts of temples, maths and temple committees.

22. As regards the audit of the accounts of temples and maths, the position practically continued to be as it was in the previous years. The number of institutions whose accounts were audited was not appreciable and much advance cannot be expected until the Act is amended so as to provide for audit being done at the cost of the religious institutions instead of the charge being thrown on the temple committees and the Board. The Tanjore, Madura and Trichinopoly Circle Temple Committees made arrangements for the audit of the accounts of all the temples under them during the fasli. The extent to which some of the other temple committees in the Presidency were able to get accounts of temples audited is shown below :—

Name of Committee.	Number of temples whose audit was completed in the fasli.	Remarks.
(1) Madura Circle Temple Committee.	3	Audit of 15 temples was begun.
(2) Rāmnād District Temple Committee.	1	Audit of 2 temples.
(3) Palni Circle Temple Committee.	...	Audit of 5 temples.
(4) Coimbatore Circle Temple Committee.	1	Audit of 1 temple.
(5) Kumbakōnam Circle Temple Committee.	3	Audit of 21 temples ordered during the current fasli.
(6) Tanjore Circle Temple Committee.	81	Arrangements made for audit of all temples being done for a consolidated remuneration of Rs. 850 per year.
(7) Trichinopoly Circle Temple Committee.	...	Arrangements made for audit of all temples being done for a consolidated remuneration of Rs. 750.
(8) Vizagapatam District Temple Committee.	1	Audited at the cost of the petitioner.
(9) Negapatam Circle Temple Committee.	2	} Audited at the cost of the temples.
(10) East Gōdāvari District Temple Committee.	3	

In the case of several temples and maths for which schemes have been settled, the Board has provided for

audit being done at the cost of the institution itself. Wherever possible, this course will be adopted in future schemes also, pending a general change in the policy as regards debit of audit charges.

As in previous years, wherever audit of the accounts of any particular institution became, by reason of complaints as to mismanagement or for other special reasons, a pressing necessity, the Board arranged for it at the cost of the institution or the petitioners having interest therein. This was done in the case of 83 institutions up to 30th June 1929—vide Statement VIII-A appended.

23. As regards the audit of the accounts of temple committees, there was some improvement. The under-mentioned ten committees were able to get their accounts audited by certificated auditors during the fasli under report :—

Name of Committee.	Period of the accounts.
(1) Rāmṇād District Temple Committee.	From 3rd May 1927 to 30th June 1928.
(2) Madura Circle Temple Committee.	Faslis 1337 and 1338.
(3) Tanjore Circle Temple Committee.	Fasli 1336 (audit for fasli 1337 being done).
(4) Ariyalur Circle Temple Committee.	Faslis 1336 and 1337.
(5) Kumbakōnam Circle Temple Committee.	Fasli 1337.
(6) Turaiyur Circle Temple Committee.	Do.
(7) Trichinopoly Circle Temple Committee.	Faslis 1336 and 1337.
(8) Negapatam Circle Temple Committee.	Fasli 1337.
(9) East Gōdāvari District Temple Committee.	Do.
(10) Coimbatore Circle Temple Committee.	From 1st March 1927 to 30th June 1929.

24. As regards the scheme of organizing a separate staff of auditors for audit of the accounts of religious endowments referred to in paragraph 20 of the previous report, the Board submitted its detailed proposals to the Government in May 1929 and the Board trusts that they will be pleased to pass early orders thereon. In any case it is necessary to devise measures for carrying on the audit of the accounts of maths and temples systematically as it is an effective way of preventing

waste and detecting misapplication of trust funds. The inspecting officers have been instructed to scrutinize, wherever possible, the accounts of trustees during their tours and to give necessary directions to them in the matter of proper maintenance of accounts.

General superintendence.

25. Owing to the vigilance of the temple committees and the inspecting officers of the Board, the directions given by the commissioners during their tours and the orders passed from time to time by the Board in cases of mismanagement brought to its notice either by petitions or otherwise, there was further substantial improvement generally in the administration of the affairs of religious institutions. The fact that the Board, either as a result of the reports of its inspecting officers or on petitions presented to it by persons having interest, takes up the investigation into cases of mismanagement or misappropriation and that such investigations result in the issue of suitable and stringent orders including settlement of schemes wherever necessary has helped to create in trustees of religious endowments a sense of responsibility, a desire to keep things in order and an incentive to produce an impression on the public that their management is above board. If the Commissioners of the Board, members of temple committees and the inspecting officers of the Board were able to make more tours of inspection and if the Board were able to devote greater attention to the removal of existing defects and the introduction of better methods of administration in the large number of institutions requiring such attention, the above educative influence of its activities will be more rapid and marked.

The general power of superintendence given to the Board by section 18 of Madras Act II of 1927 has to be exercised in a large number of cases which do not warrant the settlement of schemes or in which it is necessary to pass interim orders to ensure proper management pending settlement of schemes or disposal of appeals or petitions against orders of committees. But the provisions of the said section are not quite clear and doubts are often raised as to the power of the Board to interfere in a variety of circumstances. The

above provisions could be utilized to the greater advantage of religious institutions if the Board's powers were more clearly defined. This is one of the directions in which an amendment of the Act is urgently called for. The Board is glad to note that the public have realized the importance of such a step in that a non-official Bill containing such an amendment is about to be introduced in the local Legislative Council.

26. As in previous years, the efforts of the Board to improve the incomes of religious institutions wherever possible were successful in a number of cases. These are indicated in Statement IX. It will be seen therefrom that in 17 cases the increase in income ranged from 50 to 450 per cent. The statement is not exhaustive of all cases of enhancement in income caused by steps directly taken for that specific purpose or indirectly as a result of other action such as settlement of schemes. Where the incomes of institutions are not sufficient for their maintenance, the system of collections from the public in hundials was introduced wherever practicable.

27. A list showing the cases of resumption proceedings brought to the notice of the Board during the period under report and the further stages of the old cases mentioned in the previous reports will be found in Statement X appended. It will be observed therefrom that the majority of the old cases still remain unsettled. The delay is mainly due to the difficulties which trustees have to encounter in recovering possession of alienated inams, in reviving the services in the temples or in renovating the temple buildings and in some cases to the absence of suitable men to take up the office of trustee.

Resumptio
of inams.

Special mention may be made of the following cases (other than those referred to in the previous reports) wherein resumptions were averted by means of action taken by the Board :--

- (1) Sri Kothandarama swami temple, Vontimitta, Sidhout Taluk, Cuddapah District.
- (2) Sri Varadarajaswami temple, Chitvel, Rajampet Taluk, Cuddapah District.
- (3) Sri Anjaneyaswami temple, Mylapuram, Hospet Taluk, Bellary District.

- (4) Sri Kalamma temple, Kangundi, Chittoor District.
- (5) Sri Venugopalaswami temple, Kangundi, Chittoor District.
- (6) Sri Anjaneyaswami temple, Belgodu, Hospet Taluk, Bellary District.
- (7) Sri Swayambeswaraswami temple, Muni-madagu, Penukonda Taluk, Anantapur District.

As fresh alienations of inams in the Chittoor District were apprehended during the fasli under report, the Board, as a preventive measure, issued a circular bringing home to the mind of the public the invalidity in the eye of the law of such transactions and the risks and losses involved therein. The inspecting officers in the other districts have also been instructed to give publicity to the circular wherever possible during their tours.

28. During the period under report 329 special applications relating to the management of religious institutions were received and dealt with by the Board on its judicial side while in 1,945 cases orders of an administrative character were passed on petitions or reports from the inspecting officers. Information in regard to cases disposed of by the Board in exercise of the specific powers conferred by the various sections of the Act is given in subsequent paragraphs. The further stages, if any, in respect of cases dealt with in exercise of the general powers of superintendence vested in it under section 18 of the Act, specified in the previous administration reports and other important cases similarly dealt with by the Board during the period under report, are specially mentioned below; while information as to the nature and number of orders issued under that section in other cases is given in Statement XI :—

(A) *Further stages of the various cases mentioned in the previous Administration Report.*

(1) The suit filed by the trustees of Sri Agasteeswarar, etc., devasthanams at Dharapuram, Coimbatore District, against its ex-trustee for the recovery of a sum of about Rs. 67,000 found due from him to the devasthanams, is still pending in the District Court, Coimbatore.

(2) It is regrettable to note that owing to want of harmony among the trustees of Sri Dandayuthapaniswami Devasthanam at Palni, Madura District, litigation is still pending in the Sub-Court, Dindigul. M.R.Ry. S. Chokkalingam Chettiyar Avargal, the trustee appointed by the committee, has filed a suit (O.S. No. 3 of 1929) questioning the validity of the order of the Board appointing two additional trustees and of certain provisions of the scheme settled by the Board. Pending the disposal of the suit, the Court has appointed M.R.Ry. M. Sambanda Mudaliyar Avargal, one of the trustees, as Receiver of the Devasthanam. The Board has recently been made a party defendant to the suit.

(3) A Civil Revision Petition was filed in the High Court of Judicature at Madras by the Pandarasannadhi of Tiruvaduturai Mutt in respect of Sri Papavinasaswami temple, Pāpanāsam, Tinnevelly District (of which he claims to be the hereditary trustee), against the decision of the District Judge, Tinnevelly. The Civil Revision Petition has since been withdrawn and a suit has been filed in the Sub-Court of Tinnevelly, for a declaration that the Pandarasannadhi is a hereditary trustee. The trustee appointed by the Committee so early as in February 1928, is still kept out of possession of the temple and its endowments. The further proceedings in the scheme enquiry instituted by the Board during the fasli had to be stopped pending the disposal of the litigation referred to above.

(B) Fresh Cases.

(i) During the period under report, the local officers of the Board were directed to be present at the time of the important festivals and hundi collections to safeguard the interests of the following institutions :—

- (1) Sri Virupaksheswaraswami temple, Hampi, Bellary District.
- (2) Sri Mylar Lingaswami temple, Mylar, Bellary District.
- (3) Sri Hosuramma Devatha temple, Hosūr, Bellary District.

- (4) Sri Haravina Malleswaraswami temple, Tekkalakota, Bellary District.
- (5) Sri Basaveswara and Mallikarjunaswami temples, Kuruvatti, Bellary District.
- (6) Sri Venkataramanaswami temple, Rayadrug, Bellary District.
- (7) Sri Madhavaswami temple, Gorantla, Kurnool District.
- (8) Sri Mallikarjunaswami temple, Srisailam, Kurnool District.
- (9) Sri Narasinhaswami temple, Ahobilam, Kurnool District.
- (10) Sri Kalahasteswaraswami temple, Kalahasti, Chittoor District.
- (11) Sri Subrahmanyaswami temple, Tiruttani, Chittoor District.
- (12) Sri Siddeswaraswami temple, Hemavati, Anantapur District.
- (13) Sri Ardhanareswarar temple, Tiruchengodu, Salem District.
- (14) Sri Someswaraswami, etc., temples, Sankaridrug, Salem District.
- (15) Sri Venkateswaraswami temple, Vadapalli, East Gōdāvari District.
- (16) Sri Koteswaraswami temple, Kottappakonda, Guntūr District.
- (17) Sri Mukambika temple, Kollur, Coondapoor Taluk, South Kanara District.

(ii) The secular and religious (spiritual) dharmakartas of Sri Adikesava Perumal and Sri Bhashyakaraswami Devasthanam at Srīperumbūdūr, between whom there was a perpetual dispute regarding honours due to each, having been directed by the Sub-Court, Chingleput, to apply to the Board for a settlement of the same, the Board, after a prolonged enquiry and after considering the previous history of the litigation in the matter, passed orders detailing the honours to be accorded to each of the dharmakartas in the temple. The secular trustee applied to the Board for an amendment of the same, but this application has been rejected.

(iii) M.R.Ry. Rao Bahadur Virappa Chettiyar Avargal, executive trustee of Sri Arunachaleswarar temple, Tiruvannāmalai, petitioned the Board against

the appointment made by the North Arcot District Temple Committee of an additional trustee therefor, mainly on the ground that the Committee had no jurisdiction in the matter in view of the provisions of an old scheme settled under section 92 of the Civil Procedure Code, which refers to the Committee for the South Arcot District in which the Tiruvannāmalai Taluk was originally comprised. The Board held against the petitioner and declined to interfere with the orders of the Committee. On the matter being taken to the High Court by the petitioner, it was decided that the present North Arcot District Temple Committee could have had no jurisdiction over the temple till the court scheme governing the temple was suitably modified. A suit has been filed by a worshipper in the District Court for the modification of the scheme.

(iv) On the recommendation of the trustee of the Tanjore Palace Devasthanam, the Board has sanctioned the contribution from Devasthanam funds of Rs. 500 to Mr. Jagadisa Ayyar, an archæologist, for the publication (with translation) in book form of certain sculptural representations of the lives of the ancient Saivite saints found in the temple at Dharasuram, one of the institutions under the management of the Tanjore Palace Estate.

(v) Information having been received that certain interested persons intended to remove the idol of Erumbi Appa installed in Sri Narasimhaswami temple at Sholinghur under the trusteeship of the Raja of Karvetnagar, the Board after consulting all parties directed that the idol should not be removed nor the puja thereof interfered with.

(vi) It was brought to the notice of the Board that the Adivaram charities for which endowments had been made by the Travancore Durbar were not properly conducted in the temple at Tirukkalikkunram, Chingleput District. The Board being satisfied about the allegations requested the Resident at Travancore not to make the annual disbursements to the trustees of the charities without a certificate from the Board as to the proper performance of the charities in the temple. Thereupon the specific trustee after giving an undertaking to the Board that the charities

would be faithfully carried out, obtained the required certificate and drew the annual amount from the Travancore Durbar. The Board is glad to note that the charities are now conducted properly.

Appoint-
ment of
interim
trustees
under
section 18.

29. The Board had to appoint interim trustees under section 18 of the Act in cases where, either in connexion with enquiries into mismanagement or because the committees having jurisdiction over the institutions in question had ceased to function, it was found necessary to make temporary arrangements for the proper carrying on of the administration of the endowments concerned. In the following cases such appointments were made during the period under report :—

- (1) Sri Vedapuriswarar temple, Tiruverkadu, Chingloput District.
- (2) Sri Radhakrishna temple, Bhubando, Chattrapur Taluk, Ganjām District.
- (3) Sri Madanagopalaswami temple, Ganjām.
- (4) Sri Someswaraswami and Dhavaleswaraswami temples, Gownju, Berhampur Taluk, Ganjām District.
- (5) Sri Someswaraswami temple, Lakshmiyada, Amalapur Taluk, East Gōdāvāri District.
- (6) Sri Someswaraswami and Madanagopala-
swami temples, Tangatur, Proddatur
Taluk, Cuddapah District.
- (7) Sri Ramalingeswaraswami and Sri Chintal-
rayaswami temples, Tadpatri Taluk,
Anantapur District.
- (8) Sri Neelakanteswaraswami temple, Kodur-
pad, Nellore District.
- (9) Sri Neelakanteswaraswami temple, Gudlur,
Nellore District.
- (10) Sri Ramamandiram, Pedda Bazaar, Nellore
Town.

Appoint-
ment of
interim
trustees
under
section 4.

30. (1) Sri Haradakhandi Math, Berhampūr, Gan-
jām District, for which an interim trustee was
appointed by the Board under section 42 of the Act
during the previous fasli remained under his manage-
ment. M.R.Ry. Rao Sahib M. V. Appa Rao Pantulu
Garu continued to be the interim trustee. The same
officer looked to the administration of the six branch

maths situated in different places which are attached to the above institution.

The fasli under review opened with a balance of Rs. 30,475. The aggregate demand of all these maths rose from Rs. 68,750 (including cash and value of paddy) in fasli 1337 to Rs. 77,693 in fasli 1338. Out of this amount, the interim trustee was able to collect Rs. 73,147. The total expenditure came to Rs. 62,524 and the fasli closed with a balance of Rs. 41,098.

Among the improvements carried out during the fasli, special mention may be made of the construction of the temples at Puri and Attagada and of the Samadhi of the late Mahant as also the carrying out of repairs to certain irrigation tanks. It is also creditable that the interim trustee was able to purchase lands worth about Rs. 8,118 for the math.

The accounts for the math are maintained systematically. The result of the audit of the same has been found quite satisfactory.

On the whole, the interim trustee has further improved the administration of the math which reflects credit on his keen sense of duty and his administrative ability.

(2) On behalf of the minor chela of Sri Radhakrishnaswami Math at Boyyali, Ichchapur Taluk, Ganjām District, representations were received by the Board praying for the appointment of an interim trustee. During the enquiry, it appeared that there was a dispute regarding the right of succession to the math and an interim trustee was appointed by the Board.

(3) The interim trustee, Sriman Raghunath Das Mahasayo, appointed by the Board for Sri Balaji Mahaprabho Math at Kaddupada, Gumsūr Taluk, Ganjām District (*vide* paragraph 28 (3) of the previous administration report) having been nominated as a member of the Ganjām District Temple Committee, another person was appointed to act in his place as interim trustee of the above math during the minority of the permanent trustee.

(4) It was brought to the notice of the Board that the trustee of Sri Lakshmana Balaji Math at Gongupatna, Aska Taluk, Ganjām District, was a minor and that the properties of the math were being mismanaged. The Board after due enquiry appointed

interim trustees to manage the math during the minority of the trustee and issued necessary directions to lease out the properties in open auction to the best advantage of the math.

(5) On representations being received to the effect that the Mahant of Sri Raghunathaswami Math at Berhampur, Ganjām District, was suffering from leprosy and thus unable to manage the affairs of the math properly, the Board, after due enquiry, appointed a paid interim trustee to carry on the administration of the math till the disability of the present Mahant ceased to exist.

(6) The last person managing the affairs of Sri Murigi Math at Anakapalle, Vizagapatam District, died leaving a will by which a panchayat was constituted with directions for the selection of a sanyasi as the head of the Math. The panchayat failed to make the selection and on a complaint from the disciple of the math about mismanagement, the Board conducted an enquiry and appointed interim trustees to manage the math and its endowments till a Mahant was duly appointed.

(7) On the death of the Mahant of Sri Jagannadhaswami Math at Rajahmundry, East Gōdāvari District, disputes arose among the chelas of the Mahant for the succession. The enquiries started by the Board under section 42 were, however, dropped as upon the material then available, the Board was not satisfied that there was a dispute by any definite individual regarding the succession.

(8) Disputes having arisen regarding the succession to the trusteeship of Achala Math, Sattiyavedu, Chingleput District the Board appointed M.R.Ry. Puthi Veeranna Chetti Garu, one of the claimants, as an interim trustee till the disposal of the dispute.

(9) On account of the protracted illness, associated with mental derangement, of the hereditary trustee of Sri Prasanna Venkateswaraswami temple at Mypad, Nellore District, his brother-in-law, M.R.Ry. Ravur Ramalinga Reddi Garu was appointed by the Board to act as interim trustee till the trustee's disability ceased to exist.

(10) By far the most important case in which the Board acted under section 42 of the Act was the appointment of M.R.Ry. Sri Ramachandra Dossjee Varu

in the place of Sri Mahant Prayag Dossjee Varu, the Mahant of Sri Hathiramji Math and the Vicharanakartha of Tirumalai, etc., Devasthanams, Tirupati, as the latter whose health had been bad for some time, suddenly showed symptoms of mental disability towards the close of March 1929. As soon as this came to the notice of the Board, an enquiry was started and Colonel Malcolmson, I.M.S., the medical adviser of the Mahant, and other persons having interest were examined by the Board. The Board was satisfied that the Mahant was not in a fit condition to manage the affairs of the math and the devasthanam. One of his chelas, M.R.Ry. Sri Ramachandra Dossjee Varu, who had been selected as interim successor of the Mahant by his co-chelas, sought to question the right of the Board to make its own appointment under section 42 of the Act in view of the time-honoured practice prevailing in the math and the terms of the sanad investing the management of the devasthanam in the Mahant of the Math. But without giving a finding on this contention, the Board issued orders (Nos. 159 and 160, dated 6th April 1929) based upon the consent of the said senior disciple, appointing him as interim trustee of the math and the devasthanam, subject to certain condition as regards management of the latter institution, the chief of which being the appointment by the Board, in consultation with the interim trustee, of a Peishkar as the chief ministerial officer of the devasthanam.

31. During the period under report the Board dealt with 142 cases involving the settlement of schemes (a) either on receipt of regular and formal applications from private parties (58) or (b) as the result of the investigations directed by itself (84). On the conclusion of the enquiries that ensued, the Board settled under section 57 or 63 of the Act, as the case may be, schemes of administration for 135 temples and 7 maths as against 127 temples and 4 maths in the previous period. A list of these schemes is appended in Statement XII.

Settlement
of schemes.

32. The schemes settled by the Board are generally working satisfactorily except in the Northern Circars where archakas have filed suits for getting the schemes set aside or are obstructing the trustees in the

management of the institutions. Till a final decision is arrived at in these cases, it is not possible to expect any improvement in the administration of the majority of the endowments in these districts. Though similar suits were filed in other districts too, only in two cases, (Sri Venugopalaswami temple at Mulapet, Nellore Town and Anthimahakalan and Periyampatta temple, Walluvanad Taluk, South Malabar District) have the schemes settled by the Board been set aside by the courts so far. In the cases of Sri Adhinathar Alwar temple at Alwarthirunagari, Tiruchendur Taluk, Tinnevely District and of Sri Venkataramana temple, Mangalore, South Kanara District the Board's schemes were confirmed with slight modifications by the courts.

33. During the fasli, the Board took up the question of the settlement of schemes for certain kattalai endowments. Technical objections were taken as to the jurisdiction of the Board to settle schemes for these endowments as distinguished from the general endowments of maths and temples. The objections were overruled and schemes were settled for five kattalai trusts during the year under report. The management of the kattalais in respect of which the general trustee and the committee concerned were experiencing difficulties has improved in consequence of the settlement of schemes. The Board expects all temple committees to bring to the notice of the Board, such cases where they feel that the framing of schemes would ensure proper administration of the specific endowments.

34. A list of cases where the Board itself modified the schemes settled by it on the representations of the trustees, committees or persons having interest with reference to practical difficulties found in the working of the schemes, is shown in Statement XII-A.

35. The experience of the Board is that almost all the old court schemes are not working satisfactorily either because the provisions of the schemes are inadequate or because the trustees in management do not carry out the schemes properly in some cases on account of their sheer apathy and in some others on account of the self-interest of the parties concerned who have been disobeying the express directions of the schemes in the matter of filing abstract of accounts

Modification
of schemes
settled by
the Board.

Modification
of old court
schemes.

and getting the accounts audited and having vacancies among trustees filled up. Provisions in these schemes relating to the exercise of powers by courts in respect of the foregoing matters have been held by the High Court to be reliefs which could be claimed only by way of suits under the provisions of section 92 of the Civil Procedure Code, and therefore *ultra vires* of the courts. Section 92 of the Civil Procedure Code, has been repealed by section 73 of Madras Act II of 1927, as far as Hindu religious endowments are concerned. In these circumstances, it is necessary that such schemes should be modified so that the committees of the Board might be enabled to exercise the functions under the Act which they are now precluded from doing of their own accord on account of the aforesaid provisions in court schemes. In the present state of the Board's finances, this task cannot be undertaken except in cases of pressing necessity as already stated in previous administration reports. In the meanwhile the Board tries to make suitable presentations for the consideration of, and the issue of orders by, the courts concerned, either on its own initiative or in response to references from the courts, in regard to such matters as the appointment of trustees, arrangement for audit, etc., which they have to attend to under the provisions of the old schemes in force. But the courts themselves are not following any uniform procedure. In the* marginally noted cases the courts, of their own accord, referred the parties to this Board for orders in respect

- * (1) Iynavilli temple, East Gōdāvari District.
- (2) Chivalur temple, Guntur District.
- (3) Natta Rameswaram temple, West Gōdāvari District.
- (4) Gandavaram temples, Nellore District.

of the appointment of trustees for the temples, concerned, while the Sub-Judge of Masulipatam has transferred the records of all the schemes to the local temple committee holding

that the court could not now exercise any of the functions reserved under the schemes. In one case the District Judge of Nellore merely declined to appoint a trustee himself but expressed no opinion as to the authority that could exercise that power reserved to the court under the scheme. In cases where the courts neither exercise such functions nor direct the committee or the Board to do so the administration of temples will become well nigh impossible so long as the

schemes concerned are not suitably modified by the filing of suits. The Board, however, hopes that by a suitable amendment of the law this difficulty may be got over when the Amending Bill under consideration is passed.

36. It is gratifying to note that in a few cases the worshipping public have come forward to institute suits for modifications of old schemes. Suits Nos. 21/28 and 36/29, on the file of the District Court of Nellore, in respect of Sri Dharmaraja and Krishnaswami temple, Moolapet, Nellore and of Hariharadula Devasthanam, Kristapatam, Nellore Taluk, are instances in point.

In the case of Devarajaswami temple, Little Conjeeveram, Chingleput District, the Board has been added as a party in the suit filed by one T. A. Krishnama Achariyar and another and its views have been submitted to the District Court. In respect of Sri Nityakalyani temple, Tiruvadanthai, Chingleput District, the District Court has been pleased to accept the draft scheme proposed by the Board in lieu of the old court scheme.

The Board itself has filed a suit since the close of the fasli under report for the modification of the scheme in respect of Sri Moolasthaneswaraswami temple, Moolapet, Nellore Town, referred to in paragraph 32 of the previous administration report.

Proceedings which were started in the Sub-Court of Kurnool, prior to the passing of the new Act, for the settlement of a scheme for Sri Mallikarjunaswami temple at Srisailam, Nandikotkur Taluk, Kurnool District, were closed during the fasli under report. An elaborate scheme has been settled by the Sub-Court under which certain general powers of approval have been reserved for this Board, while powers of appointment and removal of the members of the Board of management have been reserved to the court itself. This is rather curious especially in view of the observations of the High Court (in 47 M.L.J., 714) that the courts should try to divest themselves of their powers in administrative matters in view of the Madras Hindu Religious Endowments Act. Further, the provisions in the scheme regarding audit are not in

consonance with the provisions of the Act governing the matter.

37. The suit filed by the Board in the Chittoor District Court for the modification of the scheme relating to Sri Kalahasteswaraswami temple, Kalahasti, was disposed of during the fasli under report and a consent scheme filed by the Board and the trustee has been approved by the court. Under this the court has been relieved of its duties and the Board has taken its place and some important modifications have been secured conducive to the better management of the temple.

A suit was filed by the Board in the District Court, South Arcot, for the modification of the scheme framed by the High Court in respect of Sri Puthumariamman temple at Kurinjipadi, Cuddalore Taluk, and for the removal of the existing trustees on the ground of mismanagement. The suit is pending.

Three applications had been filed by the Board in the District Court, Guntūr, under Act I of 1925 for modifying the schemes relating to (1) Sri Lakshminarasimhaswami temple, Ketavaram Agraharam, Tenali Taluk, (2) Sri Chennakesavaswami temple, Nidamanur, Ongole Taluk, and (3) Sri Bheemeswaraswami temple, Nidamanur, Ongole Taluk. These applications were dismissed by the court following a ruling of the High Court by Srinivasa Ayyangar, J., holding that section 71 of the above Act which provided for modification of court schemes—vide section 75 of Act II of 1927 does not apply to schemes framed before the passing of the Act. Revision petitions have been filed by the Board against these decisions and they are pending. In respect of temple No. (1) above, some worshippers applied for sanction to institute a suit for the modification of the scheme and the Board has accorded its sanction.

38. There were altogether 15 applications to the Board from trustees and persons having interest for sanction to file suits under section 73 of the Act. The Board after due enquiry decided to accord the sanction required in 10 cases. A statement (XIII) showing the cases which were dealt with under this head is appended.

Action
under sec-
tion 73.

39. In the following cases the Board exercised its power under Section 76 of the Act :—

(1) The trustee of Sri Lakshminarayanawami and Sri Dakshinamurthi temple, Kuravivari Street, Berhampur, proposed the sale of a certain land and the purchase of another land instead, for the benefit of the temple. The Board sanctioned the proposal.

(2) The trustee of the temple of Sri Jagannadhaswami at Mantridi, Berhampur Taluk, Ganjām District, applied to the Board for permission to sell a piece of land of the temple to liquidate certain debts incurred for recovering certain temple properties. The Board being satisfied of the necessity accorded the required sanction.

(3) The Raja of Bobbili, the trustee of Sri Sitharamaswami temple at Bobbili, applied for permission to sell a portion of the temple lands situated at a distant and inconvenient place and to purchase another bit of land out of the sale-proceeds. Permission was accordingly granted.

(4) On the petition of the trustee of Sri Rajagopalaswami temple, Manimangalam, Sriperambūdūr Taluk, the Board sanctioned the leasing of the temple lands for a period of 99 years being satisfied that it was a really beneficial arrangement.

(5) The Board confirmed the lease of the properties of Sri Gnana Prakasa Swamigal Math, Conjeeveram, for a period of 14 years. The lease was found to be beneficial to the math though the trustee had failed to obtain the Board's previous approval, being ignorant of the provisions of the Act.

(6) Similarly in the case of Sri Khageswaraswami temple, Thotapalligudur, Nellore Taluk, Nellore District, the leases granted by the trustee were confirmed by the Board.

Appeals by Trustees against the orders of Temple Committees.

40. The following five appeals presented by the trustees of temples from the orders of committees were

disposed of under Section 53 (3) during the fasli under report.

Name of temple whose trustee preferred the appeal.	Nature of the Board's Orders.
<i>(a) Against suspension—</i>	
(1) Sri Chintamaninathaswami temple, Vasudevyanallur, Sankaranayinarkovil Taluk, Tinnevelly District.	No orders were necessary as the Committee vacated its order.
(2) Sri Subrahmanyaswami temple, Valliyoor, Nanguneri Taluk, Tinnevelly District.	Committee's order of suspension was set aside.
(3) Sri Boovananathaswami temple, Kovilpatti, Tinnevelly District.	Committee's order of suspension was set aside.
<i>(b) Against dismissal—</i>	
(1) Sri Someswaraswami, etc., temple at Sankaridrug, Tiruchengodu Taluk, Salem District.	Committee's order was set aside.
(2) Sri Chennakesavaswami, etc., temple, Nittur, Tadpatri Taluk, Anantapur District.	The petition was rejected as it was held that the Committee made a new appointment under Section 51 (4) and that it was not a case of dismissal.

Application of the Doctrine of Cypres.

41. It was stated in the previous report (paragraph 37) that the Board proposed to hold a discussion with Sri Mahant of Tirupati regarding the utilization of the surplus funds of the Tirumalai, Tirupati, etc., devasthanams, Tirupati, for the establishment of a University at Tirupati. During the visit of the President of the Board to Tirupati in October 1928, the matter could not be discussed as the Mahant was unwell. As his illness grew worse, it has not yet been possible to arrange for a personal discussion as to the possibility of establishing a University and the lines of its organization. It is, however, understood that the expansion of the existing Sanskrit Patasala and Ayurvedic school is under contemplation. It is presumed that it will be so developed as to be the nucleus for a University if the founding of one is eventually decided on.

Application under section 78.

42. The interpretation of this section in different ways by different courts has restricted the scope and usefulness of its provisions for practical purposes. Some of the views held have already been referred in the last administration report. Another inconvenient view that has been put forth is that trustees appointed by temple committees for temples which have not been specifically declared by the Board under section 84 of the Act to be non-excepted ones under the Act, cannot invoke the aid of the section for obtaining the possession of the temple and its endowments.

Disputes under section 84.

43. The conduct of enquiries with reference to disputes raised under section 84 of the Act took up a considerable time of the Board as in previous years. Statement VI-B shows the names of institutions in respect of which such disputes were disposed of by the Board. Out of the 257 cases mentioned therein, initiative as regards 10 cases was taken by the Board itself, while in others the trustees raised the contentions under the above section. As a result of the enquiries conducted by the Board, 220 were declared to be public, of which 95 were classified as excepted temples, while 8 institutions of which 3 are maths were found to be private, 29 institutions of which 2 are maths being dropped as outside the scope of the Act either because their incomes were below the minimum laid down in the Act or because the institutions did not fall under the definition of a temple or math in the Act, or because the headquarters of the math were outside the Madras Presidency.

44. Fifty-seven applications were filed in the district courts during the fasli by the affected trustees under sub-section (2) of section 84 of the Act while 56 filed during previous years were also pending at the beginning of the fasli. During the fasli 46 were decided in favour of the Board, while in 9 cases the decisions went against it. In one case the court ordered further enquiry by the Board.

Suits and applications to courts.

45. During the fasli under report no fresh suits were filed in the High Court questioning the validity

of the Act ; but in most of the original side suits of this character which were dismissed by the High Court, appeals have been filed by the parties. Several civil revision petitions and civil miscellaneous appeals have also been filed in the High Court against the orders of district courts under section 84, on interlocutory applications like applications for injunctions and on questions of court-fees. A number of petitions and suits were also filed in the district courts against the Board's decisions under section 84 of the Act and its orders setting schemes for the administration of maths and temples under section 57 or 63. A list of suits, appeals and petitions filed during the fasli under report against the Board is appended in Statement XIV. It will be seen therefrom that the number (199) exceeds that of the previous fasli by 30. Statement XIV-A shows all the cases (whether filed during the fasli or in previous years) disposed of up to 30th June 1929 and it may be observed that as many as 300 were pending at the end of the fasli.

46. A list of the suits, appeals and revision petitions filed by the Board during the fasli under report, excepting applications under section 70 (2) of the Act, is shown in Statement XV, while Statement XV-A shows such cases (whether filed during the fasli or in previous years) disposed of by the courts up to 30th June 1929. It is observed that 11 were pending at the close of the fasli.

47. Of the 142 cases disposed of under both sets of cases referred to above up to 30th July 1929 [excluding 18 petitions disposed of by the High Court in regard to court-fees leviable from petitioners in applications under section 84 (2) of the Act, a matter which the Board is not directly interested] the decisions were in favour of the Board in 122 cases, while 17 went against it and 3 were referred to the Board for further enquiry. On the whole, the results was gratifying from the standpoint of the Board.

FINANCE.

Contributions.

48. During the fasli under report, the Board made more vigorous efforts for the realization of contributions with the result that a sum of Rs. 1,89,960-1-8 was

collected as against Rs. 1,23,869-5-7 during the previous fasli. The appended Statement (XVI) shows the amounts collected district-war. The Board's inspecting officers were made to pay greater attention to this branch of work, both in the way of persuading trustees to pay up arrears of contributions and directly collecting the same wherever possible, as also in getting materials ready for the filing of execution applications under section 70 (2) of the Act and affording the necessary facilities to the Board's vakils for this purpose.

The Board must thankfully acknowledge the unstinted help of some temple committees, especially in the Southern districts, which collected contributions from non-excepted temples on behalf of the Board. The system of collecting contributions through a special agent on payment of commission was introduced in the Guntūr District. It is too soon to judge the results of this experimental measure.

49. The Board has already invited the attention of the Government to the numerous difficulties involved in the attempts to realize contributions by means of applications to courts under section 70 (2) of Madras Act II of 1927. Experience during the fasli under report showed even further difficulties in the above process which it is unnecessary to refer in detail in this report. There are innumerable ways in which trustees can resort to dilatory tactics before, and to a certain extent even after, the courts order the execution of the Board's demands as decrees. In consequence of these difficulties not only is there very great delay in realizing arrear contributions but in some cases it is nearly impossible to satisfy the requirements of courts (the details required in several respects varying from court to court) as the Board is not in possession of the particulars owing to the non-co-operation of the trustees concerned.

A lot of time and energy is spent in filing execution petitions and getting them pushed through courts. The results achieved are by no means proportionate to the labour involved, not to speak of the consequent sacrifice in other branches of the Board's work.

50. The Board is now more convinced than ever that the machinery provided for in the present Act

for the realization of contributions is wholly unsatisfactory. The Board would repeat its request that the Government may be pleased to provincialize the Board and thus remove the present financial difficulties which hamper the proper carrying on of its onerous work. Even if the Government are unable at present to comply with the Board's request that this charge should be borne from Provincial funds altogether, the Government may incur and recoup the expenditure in question by the collection of the contributions now payable to the Board, the Revenue Department being authorized to realize them in the same manner as arrears of land revenue. The Board is glad to note that the non-official Bill to amend Madras Act II of 1927 referred to in paragraph 25 supra contains a provision as to this method of collection of contributions.

The Board would, in this connexion, refer to the following chief advantages involved in the provincialization of the Board :—

(1) On being relieved of the laborious work of collecting contributions by the means now available to it, the Board will be able to devote fuller attention to the overhauling of the administration of religious endowments ;

(2) By the removal of its financial uncertainties, the Board will command greater prestige both in the eyes of the public and the trustees ;

(3) The Board's staff—a very hard-worked set of men—will have a sense of security which is now lacking ; and

(4) The chances of co-operation of the Revenue, Registration and other departments will be much greater and that will help the Board in all branches of its work.

A statement (XVI-A) is appended showing the progress, in the issue of final demands for contributions in respect of fasli 1338.

51. During the period under report, the Board decided to fix reduced rates of contributions in the case of the marginally-noted temples owing to the very peculiar circumstances of those institutions.

- (1) Sri Venkatachalapathiswami temple, Natarajapuram, Kumbakonam Taluk, Tanjore District Re. 1 for each of the faslis 1335 to 1338.
- (2) Sri Kondalamma temple, Ovveru, Kovur Taluk, Nellore District Re. 1 per annum with effect from fasli 1337 onwards until further orders.

In the cases of Sri Manthrapuriswarar temple, Kovilur, Tirutturaippundi Taluk, Tanjore District and of Sri Venugopalaswami temple, Moolapet, Nellore Town, the Board, at the request of the trustees, fixed once for all the yearly contribution due from the temples for five years from fasli 1338 in exercise of the power given to it under rule V of the rules prescribing the method of assessing the incomes of religious endowments and calculating the contributions payable thereon.

Loans from Government.

52. During the fasli under report, the Board was obliged to approach the Government for a fresh loan and they were pleased to advance Rs. 24,000 by which the indebtedness of the Board aggregated to Rs. 3,26,500. The Board has not so far been able to repay any portion of the loan. Provision has been made in the budget for fasli 1339 for the repayment to the Government of Rs. 1,24,000 in the hope that the Board will be able to collect a good portion of the arrear contributions and find this money over and above the amount required for its normal expenditure. The Board's request that the Government might be pleased to write off the loans (Rs. 3,02,500) granted to it in faslis 1335 to 1337 is still pending with the Government.

Copying charges.

53. The total number of copy applications received and complied with in the office of the Board during the year under report was 689 and the amount received therefor came to Rs. 2,692-13-6.

Receipts and expenditure.

54. Excluding the loan of Rs. 24,000 received from Government in this fasli, the total ordinary receipts amounted to Rs. 1,99,177-11-7 (Rs. 1,89,960-1-8 by way of contributions plus Rs. 9,217-9-11 being miscellaneous receipts) while the expenditure, excluding loans to committees and recoverable advances to Board's officers and Vakils, came to Rs. 1,94,440-2-6 including an expenditure of Rs. 22,220-2-9 as law charges. A statement (XVII) (i) of receipts and expenditure of the Board during the period in question is appended.

Under special circumstances such as the pendency of enquiries as to mismanagement of religious endowments, amounts relating thereto are ordered to be deposited with the Board and there are also deposits for other miscellaneous purposes such as securities of officers. All these moneys are deposited in the

Bank, either in the name of the Board apart from its ordinary account or in separate accounts in the name of the individual institutions themselves according to the convenience of each case. A statement (XVII) (ii) showing the receipts and charges under this head of Deposits for fasli 1338 is also appended.

Temple Committees.

55. A statement (XVIII) showing the names of the committees, their sanctioned and actual strength as it stood on 30th June 1929 is appended. It will be seen that 36 committees worked in the Presidency as against 44 in the previous fasli. The reduction in the number was due to the amalgamation of committees in the undermentioned districts. For the Nilgiri District a committee was constituted for the first time during the fasli.

District.	Names of abolished committees.	Names of new committees.
Anantapur ...	(1) The Gooty Circle Temple Committee.	(1) The Anantapur District Temple Committee.
Cuddapah ...	(2) The Dharmavaram Circle Temple Committee. (3) The Cuddapah Circle Temple Committee. (4) The Proddatur Circle Temple Committee.	(2) The Cuddapah District Temple Committee.
Tinnevelly ...	(5) The Tinnevelly Circle Siva Temple Committee. (6) The Tuticorin Circle Siva Temple Committee. (7) The Tinnevelly District Vishnu Temple Committee.	(3) The Tinnevelly Circle Temple Committee. (4) The Tuticorin Circle Temple Committee.
Madura ...	(8) The Madura Circle Temple Committee. (9) The Kallalagar and Kundalalagar Temples Committee. (10) The Periyakulam Circle Temple Committee.	(5) The Madura Circle Temple Committee. (6) The Periyakulam Circle Temple Committee with the Taluk of Nilakkottai added to it.

District.	Names of abolished committees.	Names of new committees.
Coimbatore ...	(11) The Coimbatore Circle Temple Committee.	(7) The Coimbatore Circle Temple Committee.
	(12) The Erode Circle Temple Committee.	
	(13) The Pollachi Circle Temple Committee.	
	(14) The Kollegal Circle Temple Committee.	
North Arcot ...	(15) The Vellore Circle Temple Committee.	(9) The North Arcot District Temple Committee.
	(16) The Tiruvettipuram Circle Temple Committee.	
South Arcot ...	(17) The Cuddalore Circle Temple Committee.	(10) The South Arcot District Temple Committee.
	(18) The Villupuram Circle Temple Committee.	
South Kanara.	(19) The Mangalore Circle Temple Committee.	(11) The South Kanara District Temple Committee.
	(20) The Udipi Circle Temple Committee.	

56. Chiefly owing to financial difficulties elections could not be held for the following committees and on the recommendation of the Board the Government appointed fresh members under the proviso to Section 22 of the Act after the expiry of one year from the date of the first constitution of the committees under Section 20 (1) (a) :—

- (1) The Salem Circle Temple Committee.
- (2) The Dharmapuri do. do.
- (3) The Tiruchengodu do. do.
- (4) The Ramnad District Temple Committee.
- (5) The Palni Circle Temple Committee.
- (6) The Negapatam do. do.
- (7) The Kumbakonam do. do.
- (8) The Tanjore do. do.
- (9) The Chingleput do. do.
- (10) The Tiruvallur do. do.
- (11) The Kistna District do. do.
- (12) The Ganjam do. do.

57. For the reasons given above it was decided to abolish the following committees and to reconstitute fresh committees in their stead under Section 20 with nominated members :—

- (1) The Nellore District Temple Committee.
- (2) The Chittoor do. do.

- (3) The Kurnool District Temple Committee.
- (4) The Bellary do. do.
- (5) The Ganjam do. do.
- (6) The Vizagapatam do. do.
- (7) The East Godavari do. do.
- (8) The West Godavari do. do.
- (9) The Kistna do. do.
- (10) The Guntur do. do.
- (11) The Turaiyur Circle Temple Committee.
- (12) The Ariyalur do. do.
- (13) The Trichinopoly do. do.

58. During the period under report, the Board approved of the proposals of the following committees determining their electoral circles :—

- (1) The Periyakulam Circle Temple Committee.
- (2) The Madura do. do.
- (3) The South Arcot District Temple Committee.
- (4) The North Arcot do. do.
- (5) The Erode Circle Temple Committee.
- (6) The Coimbatore do. do.

59. With reference to sub-section (2) of Section 69 of the Act, the following committees obtained the approval of the Board for the levy of contributions due to them at $1\frac{1}{2}$ per cent of the annual incomes of the temples under their control :—

- (1) The Periyakulam Circle Temple Committee.
- (2) The Palni do. do.
- (3) The Madura do. do.
- (4) The Tiruchengodu do. do.
- (5) The Coimbatore do. do.
- (6) The Madura Sri Meenakshi Sundareswarar, etc., Devasthanams Committee.
- (7) The Nilgiri District Temple Committee.
- (8) The Erode Circle do.
- (9) The South Kanara District Temple Committee.

60. Electoral rolls were completely ready at the close of the year under report in the case of the following committees :—

- (1) The Nellore District Temple Committee.
- (2) The Kurnool do. do.
- (3) The Bellary do. do.

- (4) The Chittoor District Temple Committee.
 (5) The Guntur do. do.
 (6) The Kistna do. do.
 (7) The Vizagapatam do. do.
 (8) The Ganjam do. do.
 (9) The West Godavari do. do.
 (10) The Palni Circle Temple Committee.
 (11) The Periyakulam Circle Temple Committee.
 (12) The Madura do. do.
 (13) The Ramnad District Temple Committee.
 (14) The Tinnevely Circle do.
 (15) The Tuticorin do. do.
 (16) The Tanjore do. do.
 (17) The Kumbakonam Circle Temple Committee.
 (18) The Negapatam do. do.
 (19) The Trichinopoly do. do.
 (20) The Turaiyur do. do.
 (21) The Ariyalur do. do.
 (22) The South Arcot District Temple Committee.

Loans to Committees.

61. During the period under report, loans as shown below were advanced by the Board to committees for the purposes stated against each :—

Name of committee.	Amount of loan.			Purpose for which loan was advanced.
	RS.	A.	P.	
(1) The West Godavari District Temple Committee.	72	6	4	For printing and publication of electoral rolls.
(2) The Chittoor District Temple Committee.	182	15	10	To carry on the work of administration. (This was the amount of contributions collected by the committee on behalf of the Board and treated as loan.)
(3) The Kistna District Temple Committee.	10	5	0	For printing and publication of electoral rolls.
(4) The Vizagapatam District Temple Committee.	95	0	0	Do.
Total	360	11	2	

The Kurnool District Temple Committee repaid its loan of Rs. 600 and some small amounts were repaid by other committees with the result that the total indebtedness of the committees to the Board was Rs. 6,162-12-3 at the end of the fasli under report. Some of the committees have been granted extension of time for repayment, while others have been addressed either to repay the amounts due or to apply for extension of time if necessary.

62. The following committees have not furnished their administration reports in spite of several reminders :—

- (1) The Nellore District Temple Committee.
- (2) The Anantapur do. do. newly constituted only during the end of the fasli.
- (3) The Cuddapah do. do. newly constituted only during the end of the fasli.
- (4) The Kistna District Temple Committee.
- (5) The Tiruvallur Circle Temple Committee.
- (6) The Dharmapuri do. do.
- (7) The Tiruchengodu do. do.
- (8) The Nilgiris District Temple Committee.
- (9) The Ramnad do. do.
- (10) The Palni Circle Temple Committee.
- (11) The Madura Meenakshi Sundareswarar, etc., Devasthanams Committee.
- (12) The Tuticorin Circle Temple Committee.

The Board's reviews of the work of those committees which have sent in their administration reports are appended to this report.

Election Petitions.

63. During the period under report the following election petitions were received and dealt with by the Election Commissioners appointed by the President under the rules framed by Government under Section 71 (2) (d) of the Act relating to the conduct of

enquiries and decision of disputes relating to elections to temple committees :—

Name of committee.	Name of petitioner.	Nature of election.	Name of the member whose election was questioned.	Name of the Election Commissioner.	Disposal.	Remarks.
1. The South Arcot District Temple Committee.	M.R.Ry. T. M. Jambulinga Mudaliyar Avargal.	Election of President.	M.R.Ry. A. V. Bhashyam Reddiyar Avargal.	M.R.Ry. Rao Bahadur M. Chengayya Pantulu Garu, B.A., B.L.	Dismissed	The Cuddalore Sub-Court also had been moved in the matter. The Court however dismissed the petition as the
2. Do.	Do.	Election of Vice-President.	M.R.Ry. G. Parthasarathy Mudaliyar Avargal.	Do.	Do.	decision of the Election Commissioner is final under the Act.
3. The Tinnevely Circle Temple Committee.	M.R.Ry. P. Kuppuswami Ayyar Avargal.	Election of member.	M.R.Ry. V. M. Kalyanasundaram Pillai Avargal.	M.R.Ry. Diwan Bahadur C. V. Ranga Reddi Garu, B.A., B.L.	Dismissed.	
4. The Tuticorin Circle Temple Committee.	M.R.Ry. V. M. Manikkavasagam Pillai Avargal.	Election of member.	M.R.Ry. Periya Chokkalingam Pillai Avargal.	M.R.Ry. Diwan Bahadur C.V. Ranga Reddi Garu, B.A., B.L.	..	Petition allowed and petitioner declared elected in the place of respondent.

Tours of Commissioners.

64. During their tours, the Commissioners, besides conducting local enquiries in connexion with pending cases, do very useful work in enlisting the support and co-operation of the worshipping public and in influencing trustees to carry out the instructions of the Board and the Temple Committees in working the provisions of the Act. The improvement in the collections of contributions was not a little due to the personal efforts of the Commissioners during their camps. If the Commissioners are able to go on tours more frequently, there will be greater improvement in every direction in the work of the mufassal officers, in the

administration of the Committees and in the co-operation of the trustees. But in the present state of the Board's finances, the Commissioners have to restrict their tours very much.

The number of days spent on tour and the number of institutions visited by each of the Commissioners during the period under report are shown below :—

	Number of days spent on tour.	Number of institutions visited.
M.R.Ry. Diwan Bahadur C. V. Ranga Reddi Garu	52	55
M.R.Ry. R. Surya Rao Garu	65	77
M.R.Ry. E. S. Chidambaram Pillai Avargal.	56	79
M.R.Ry. Rao Bahadur M. Chengayya Pantulu Garu	61	161
M.R.Ry. P. V. Nataraja Mudaliyar Avargal.	32	60

65. In conclusion, the Board has only to say that it has earnestly endeavoured to improve the administration of religious endowments in various directions by introducing better methods of administration with a view to conserve the endowments and their incomes for the purposes for which the generous donors originally dedicated them. As already observed the Board has made its influence and usefulness increasingly felt and appreciated. It could have accomplished more if it had been armed with greater powers and been subjected to less handicaps. Apart from the lack of stability in its finances, and the inadequacy of its staff to cope with the ever-increasing work in its various branches, the Board suffers from other disabilities such as :—

Concluding remarks.

(a) Lack of facilities for obtaining ready information about the properties of religious institutions ;

(b) absence of adequate powers for the Board to enforce compliance with the specific provisions of the Act and the orders issued thereunder or with the Board's requisitions for information from trustees or others in possession of the same ;

(c) want of clear powers of revision over such actions of temple committees as are found to be detrimental to the interests of the temples concerned ;

(d) want of free access to the records and registers available in the Revenue and Registration departments containing particulars about religious endowments ;

(e) the necessity to institute suits in courts for the modification of old schemes instead of applications of a simpler character.

To remedy these defects the Board has already submitted appropriate suggestions for the acceptance of the Government in the form of an Amending Bill. If these are carried out, if the Board is given the advantages of provincialization already referred to in paragraph 50 supra and if it is enabled to have an adequate staff under better and more attractive conditions of service, the Board has no doubt that its achievements will be far greater and more rapid in the direction of fulfilling the objects which the Legislature had in view in passing the Madras Hindu Religious Endowments Act.

66. Before concluding this report the Board expresses its continued appreciation of the excellent work which its indefatigable Secretary, M.R.Ry. C. S. Swaminatha Mudaliyar Avargal, B.A., has been rendering in the carrying on of its administration and would desire to bring to the notice of Government the commendable way in which he has been discharging his heavy responsibilities.

APPENDIX I.

REVIEWS OF THE WORKING OF THE TEMPLE COMMITTEES
DURING FASLI 1338.

(Vide paragraph 62 of the report.)

The Bellary District Temple Committee.

This committee which began to function with fresh members appointed for another period of one year under Act I of 1928 towards the close of the previous fasli continued during the fasli till 18th June 1929 when the term of office of the members expired. The committee did not function for about a month during the fasli. Elections of members, which should have been held in June 1929, had to be postponed on account of paucity of funds, and the Board recommended the abolition of the committee and the reconstitution of a fresh committee with a strength of 12 members to be nominated by the Government. These proposals having been accepted by the Government the new committee has been reconstituted since the close of the fasli.

The committee held six meetings during the year under report, one of which had to be adjourned for want of quorum. The attendance of members was fair. There were one clerk on Rs. 30 and one attender on Rs. 20 per month in the employ of the committee at the commencement of the year. But the post of clerk was vacant during the greater part of the year. There were 268 temples on the committee's list at the commencement of the year. As a result of its investigations the committee had to drop 48 temples on the ground of their annual income being less than Rs. 250. Enquiries are pending in respect of 116 other temples and the committee apprehends that about half this number will have to go out of the committee's jurisdiction for the above reason. New non-hereditary trustees were appointed for all but 31 temples, the term of the previous trustees having expired under section 51 (4) of the Act. The committee hopes to complete this work soon.

Contributions for fasli 1338 were fixed in regard to 104 temples and the remaining work had to be kept pending on account of the delay in the receipt of reports called for by the committee. Except a dozen or two, all the temples under the committee are very poor and do not possess any income other than that from lands held by the pujaris and other servants. The trustees are mere nominal heads and are unable to comply with requirements as to the submission of budgets and other returns and registers under the Act. For want of funds no audit has been conducted by a certified auditor in respect of the temple accounts. The accounts of the committee also could not be audited for the same reason.

The year opened with a balance of Rs. 36-10-3. The receipts came to Rs. 1,061-10-2 and the expenditure to Rs. 1,004-5-2 leaving a balance of Rs. 93-15-3 at the close of the fasli. The committee was able to discharge all its liabilities including the repayment of Rs. 234 being the trust funds of Tekkalakota temple which had been utilized

by the committee for its expenses in fasli 1337, and of Rs. 134 being the liabilities of the old Hospet Taluk Temple Committee. Almost the whole of the collections under the head of contributions was realized by the committee without resort to execution proceedings under section 70 (2) of the Act. A sum of Rs. 360 was collected by the committee towards the contributions due to the Board from the temples under its control.

By devoting its attention chiefly to the improvement of its financial condition the committee cleared off its debts during the year under review though much saving could not be made. Considering that the committee worked for a major portion of the year with only an attender the work turned out by the committee was fair. This was chiefly due to the indefatigable energies of the President of the committee and the hearty co-operation of other members, who attended the meetings of the committee even sacrificing their travelling allowance. With better finances the committee's work would perhaps have been more satisfactory. It is hoped that the new committee, which is untrammelled by liabilities, would be able to show substantial progress.

The Chittoor District Temple Committee.

The term of the members of this committee expired on 17th March 1929. Seeing that the committee had not the necessary funds at its disposal for the conduct of elections, the Board had to recommend to Government its abolition and the constitution of a new one with nominated members. Accordingly the Government have constituted a fresh committee for the entire district of Chittoor with the exception of Tirupati-Tirumalai, etc., devasthanams with 12 nominated members for a period of one year from 11th June 1929.

The Committee convened six meetings during the fasli of which three had to be adjourned for want of quorum and 32 out of a total of 34 subjects on the agenda were disposed of during the meetings, the percentage of attendance to actual strength being 59.

Only one part-timed clerk on Rs. 12 per mensem is entertained in the committee office. The committee exercised jurisdiction over 80 temples at the beginning of the fasli and 2 were dropped out during the fasli with the result that only 78 temples remained under the control of the committee at the end of the fasli. Trustees were appointed for 16 temples including 10 for which action was taken under section 51 (4) of the Act. The committee was not able to obtain any register under section 38 of the Act. Six out of 8 budgets received were sanctioned and passed. The funds of the committee did not permit the audit of the accounts of either the committee or the temples under its control.

The fasli opened with a balance of Rs. 86-4-5. The amount of contribution received during the fasli was Rs. 112-13-7 while the total expenses amounted to Rs. 188-9-0 leaving a closing balance of Rs. 12-9-0. There was an arrear balance of Rs. 1,029-12-2 under the head of contribution for faslis 1336 and 1337 to be collected. The committee has not as yet issued its demands for fasli 1338. Recourse to coercive process was not possible for want of necessary funds. The committee trusts that with the appointment of a peon, progress may be made in the collection of the arrears. The committee has asked the

Board for extension of time till 1st July 1930 for the payment of the loan amounting to Rs. 620 advanced by the Board.

The work turned out by the committee may be deemed to have been fair, considering the financial hardships of the committee.

The Kurnool District Temple Committee.

The term of office of the members of the committee expired on 19th March 1929 and as the committee was unable to hold the elections, the Board had to recommend to Government its abolition and the reconstitution of a new one with nominated members. The Government have given effect to this proposal since the close of the fasli.

Though the sanctioned strength of the committee was 12, there were only 11 members on the rolls on 19th March 1929 when the term of the members expired.

Nine meetings were held by the committee during the year, the percentage of attendance to actual strength being 45.

The opening balance at the beginning of the fasli was Rs. 1,762. Contributions collected by ordinary process amounted to Rs. 1,077. A further sum of Rs. 67 was realized in the shape of interest on Bank deposits, thus bringing the total receipts to Rs. 2,906. The expenditure during the year amounted to Rs. 1,510 leaving a closing balance of Rs. 1,396. There are still large arrears of contributions to be realized and the committee hopes to collect them soon by resorting to coercive processes. The committee employed a clerk on Rs. 35 and a peon on Rs. 12 per mensem.

There were 452 temples under the jurisdiction of the committee as against 444 of the preceding year. Trustees for 88 temples were appointed during the year.

Practically no work appears to have been done by the committee in the matter of obtaining budgets or the registers of properties of temples required under section 38 of the Act. Neither the accounts of the committee nor those of any of the temples under its jurisdiction were audited. But on the whole the committee's work can be said to have been satisfactory.

It is hoped that the committee would be able to turn out substantial work in all its branches in the current fasli, and take vigorous steps to collect contributions, both arrears and current so as to arrange for the audit of the accounts of temples and for the conduct of elections at the expiry of the term of the present members of the committee. The committee has over-estimated the expenses under the latter head.

The Vizagapatam District Temple Committee.

The Vizagapatam District Temple Committee which began to function with fresh nominated members from 6th May 1928 continued during the fasli till 6th May 1929 when the term of office of its members expired. The committee did not function for one month and 24 days during the fasli. During the fasli, the committee convened seven meetings of which two had to be adjourned for want of quorum and 34 out of a total of 48 subjects on the agenda were disposed of, the percentage of attendance to actual strength being 59.

As has already been mentioned in the previous review, the committee office being run by only one clerk and naturally the outturn of work

is not what it could have been otherwise. The number of temples over which the committee exercised jurisdiction during the fasli was 84 and trustees were appointed for 27 temples. Mainly owing to the fact that 60 temples are managed by archakas who are influenced by the archaka opposition prevalent in the Circars, the committee could not make headway in its attempts to remedy the evils existing in the management of temples. It was able to obtain only three registers under section 38 of the Act and one budget. The registers have not been checked nor the budget sanctioned. For want of funds the committee could not get either its account or those of non-expected temples under its control audited though the accounts of one temple were audited, the charge being borne by the petitioners who complained about its mismanagement.

The fasli opened with a balance of Rs. 66-11-0. The total receipts amounted to Rs. 744-8-9 including contributions aggregating Rs. 657-11-3 received from 32 temples, the balance to be realized under this head being Rs. 582-4-2. The expenses of the committee amounted to Rs. 669-1-0 leaving a closing balance of Rs. 142-2-9. The committee was not able to repay the loan of Rs. 1,012-14-0 advanced by the Board towards the initial expenses of the committee and the cost of printing and publishing the electoral rolls. The committee not being able to finance the elections though the electoral roll was ready, the Government on the recommendation of the Board were pleased to abolish this committee and to constitute a new one with nominated members for a period of one year from 13th August 1929.

Thanks to the activities of the members representing the various taluks, the committee enquired into the affairs of four mismanaged temples and two disputes between trustees and servants and restored order in them. In the case of two temples the committee was able to substantially increase the income by 200 and 500 per cent, respectively. Special mention may be made of the valuable services rendered by its President M.R.Ry. B. Venkatapathi Raju Garu, B.A., B.L., C.I.E., and the Vice-President M.R.Ry. B. Ramakrishna Sastri Garu, B.A.

The Ganjam District Temple Committee.

The Ganjam District Temple Committee which was reconstituted on 31st July 1928 with fresh nominated members under Madras Act I of 1928 functioned for 11 months during the fasli with the maximum strength of 12 members. After some retrenchment was effected during the fasli the staff of the committee consisted of a chief officer on Rs. 50-1-60 per mensem with 3 inspectors, 1 attender, and 1 peon to work under him.

Five meetings of the committee were held during the fasli when 196 out of a total of 198 subjects which were brought on the agenda were disposed of, the percentage of attendance to actual strength being 53.

The number of temples over which the committee exercised jurisdiction at the beginning of the fasli was 984 to which were added 112 temples during the fasli while 90 temples were dropped out with the result that there were 1,006 temples under the control of the committee at the end of the fasli. Trustees were appointed for 47 temples. As some of the honorary trustees appointed by the committee do not take much interest in their work, the committee is adopting the policy of

appointing paid trustees where funds of the temple permit it, so that the management can be carried on efficiently. This course was adopted in respect of two temples during the fasli. The committee was able to obtain only two registers under section 38 of the Act and three budgets. One register was checked and submitted to the Board for its approval and one budget was sanctioned. Owing to want of funds the committee could not get either its accounts or those of non-excepted temples under its control audited.

The fasli opened with a balance of Rs. 115-7-9. The receipts from contribution and other sources during the period amounted to Rs. 1,223-12-3 and the expenditure to Rs. 1,266-5-7 leaving a closing balance of Rs. 72-14-5. There is a large balance of Rs. 31,371-12-6 still to be collected including the dues of fasli 1338. In these circumstances the committee was not in a position to repay the amount of Rs. 500 advanced by the Board towards the cost of printing and publishing its electoral roll.

Though the electoral roll is ready the committee could not proceed with elections for want of funds. The Government on the recommendation of the Board were pleased to abolish this committee and to constitute another in its stead with nominated members for a period of one year.

The committee on the whole did fairly good work with the active assistance of its President who took real interest in his work.

The West Godavari District Temple Committee.

The West Godavari District Temple Committee which was reconstituted on 26th June 1928 with fresh nominated members under Madras Act I of 1928 functioned during the fasli till the term of office of its members expired on 25th June 1929. The committee held six meetings during the fasli and disposed of 113 subjects out of a total of 154 on the agenda, the percentage of attendance to the actual strength being 57.

In addition to the staff already mentioned in the previous review, the committee had to appoint one temporary Inspector and one temporary peon for collection and other works. This step was justified by the improvement in collections. The number of temples over which the committee exercised jurisdiction at the beginning of the fasli was 558 to which 8 temples were added during the fasli while 5 temples were dropped out with the result that 561 temples were under the control of the committee at the close of the fasli. The committee appointed trustees for 128 temples. Many of these were unable to take possession of the temples and their properties and some petitions were consequently filed under section 78 for possession. These petitions are being tried along with the suits filed by the archakas to set aside the schemes settled by the Board and to prevent the interference by the committee. As the conduct of the defence in these suits is being undertaken by the Board, the committee does not incur any expenditure therefor. In these circumstances the committee was able to obtain only 10 registers under section 38 of the Act and 7 budgets. All the registers have been checked and submitted to the Board for its approval and 5 of the budgets have been sanctioned by the committee. Owing to want of funds the committee could not get audited either its accounts or those of non-excepted temples under its control.

This is the only committee in the Circars which at the commencement of the fasli had a deficit to the extent of Rs. 399-5-6. Rs. 2,590-12-3 were collected during the fasli by way of contributions while the receipts from other sources amounted to Rs. 489-15-10 including the loan of Rs. 460-12-10 advanced by the Board towards the cost of printing and publishing the electoral roll. The total expenses of the committee amounted to Rs. 3,004-3-8 leaving a deficit of Rs. 322-13-1. The committee not only did not repay the amounts advanced to it by the Board but actually appropriated for its use a sum of Rs. 370-2-6 out of the contributions collected by it on behalf of the Board. The total liability of the committee at the end of the period under review comes to about Rs. 1,700.

As at this present stage of its finance the committee could not proceed with elections though the electoral roll was ready, the Government on the recommendation of the Board had to abolish the committee and to constitute a new one with nominated members for one year from 13th August 1929. The committee on the whole has done substantial work, under the able guidance of its President, M.R.Ry. R. Sitaramayya Garu, who took a keen interest in the working of the Act.

The East Godavari District Temple Committee.

The East Godavari District Temple Committee which was reconstituted with fresh nominated members from 25th June 1928 under Madras Act I of 1928 functioned during the fasli till the term of office of its members expired on 25th June 1929. During the fasli, 9 meetings were held when 70 out of 72 subjects which were brought on the agenda were disposed of. Though the members were not paid any travelling allowance, the attendance at the meetings was fairly good, the percentage of attendance to actual strength being 69.

The committee employed a staff consisting of an Inspector on Rs. 35 per mensem with fixed travelling allowance of Rs. 20 and a clerk on Rs. 30 per mensem. The number of temples over which the committee exercised jurisdiction during the fasli was 467 and trustees were appointed for 60 temples. Several of the trustees appointed by the committee are submitting their resignations as they find it very difficult to recover the temple lands from the possession of the archakas. As many of the trustees are not in possession of the endowments of the temples they could not submit either the budgets or the registers required under section 38 of the Act. Even the trustees appointed under court schemes evade these requirements. The committee was able to obtain budgets only from 2 temples and even these have not been sanctioned. This is the only committee in the Circars which had its accounts of fasli 1337 audited. But the accounts of non-expected temples were not generally audited as the committee could not find the requisite funds though the accounts of 3 temples were got audited at the cost of the temples concerned.

The fasli opened with a balance of Rs. 12-0-11 and the total receipts amounted to Rs. 814-14-6 of which Rs. 774-12-0 was realized by way of contribution from 28 temples under the control of the committee. There was a very large balance of Rs. 14,956 to be collected as contribution up to the end of the fasli. The expenses of the committee amounted to Rs. 806-4-3 leaving a closing balance of Rs. 20-11-2.

The committee owing to want of funds, could not repay the loan of Rs. 706-11-0 advanced by the Board to meet the cost of printing and publishing the electoral roll of the committee and for the same reason it could not proceed with elections. The Government on the recommendation of the Board were pleased to abolish this committee and to constitute a new one with nominated members for a term of one year.

The committee, on the whole, did fairly good work.

The Guntūr District Temple Committee.

The term of office of the members of this committee which was reconstituted with fresh nominated members under Madras Act I of 1928 for a period of one year expired on 18th June 1929 and thus the committee did not function for 12 days in the fasli.

Eight meetings were convened by the committee during the fasli of which 3 had to be adjourned for want of quorum and 143 out of 194 subjects on the agenda were disposed of.

Though the committee exercised jurisdiction over 800 temples and appointed trustees for 156 temples it was able to collect contribution only from 23 temples to the extent of Rs. 625-10-0. The committee had an opening balance of Rs. 14-2-8 and its expenses came to Rs. 376-6-8 leaving a closing balance of Rs. 263-6-0. At the end of the fasli the arrears of contribution remaining to be collected amounted to about Rs. 9,000. The sum of Rs. 600 advanced to the committee by the Board for meeting its initial expenses and for the preparation of electoral roll has not yet been repaid. Owing to want of funds it was not possible to arrange for the audit of the committee's accounts as well as of those of the temples under its control: nor was it possible to finance the elections. The Government on the recommendation of the Board were pleased to abolish this committee and to constitute a new one with nominated members for a period of one year from 8th October 1929.

Except in the matter of the collection of contribution which has been poor owing to the attitude of the archakas in possession of the endowments of temples, the committee was able to do fairly active and substantial work.

The Periyakulam Circle Temple Committee.

During the fasli under report the old Periyakulam Circle Temple Committee exercising jurisdiction over the non-excepted temples in the revenue taluks of Periyakulam and Tirumangalam was abolished and a new committee of the same name was constituted in its stead with effect from 20th August 1928. Its jurisdiction was also extended over the temples in Nilakkottai Taluk which were originally under the old Madura Circle Temple Committee, while its strength was increased to ten members.

The committee began to function from 5th September 1926 with only one clerk on Rs. 25. During the period under review, the committee held 10 meetings, out of which only 2 were adjourned for want of quorum; and 39 out of 47 subjects placed before the committee were disposed of. The committee took under its control 18 new temples in addition

to the 40 temples originally in its jurisdiction. Trustees were appointed for 10 temples under section 51 (4) of the Act.

The registers of properties under section 38 of the Act were received from two institutions and submitted for the approval of the Board after due check. The committee was able to sanction two out of the budgets of eight institutions submitted to it. Electoral circles were determined by the committee with the approval of the Board and the electoral roll is also ready. The committee also framed regulations which were approved by the Board with modifications. The proposal of the committee to levy contribution at the rate of $1\frac{1}{2}$ per cent on the annual incomes of the temples under its control was approved by the Board.

The committee opened with a deficit balance of Rs. 61-0-11 representing the amount due to the ex-President of the old committee. It collected Rs. 93-4-0 and Rs. 357-5-6 as arrears respectively for faslis 1336 and 1337 besides Rs. 222-12-0 due for fasli 1338. The total receipts amounted to Rs. 710-15-6 and the charges to Rs. 599-2-6. The committee had a closing balance of Rs. 112-12-11 to its credit at the end of the fasli.

Owing to its poor finances the committee was not able to arrange for the election of its members nor to get its accounts or those of the temples under its control audited.

It is gratifying to note that the committee worked harmoniously and co-operated generally with the Board in the successful working of the Act.

The Tinnevelly Circle Temple Committee.

1. At the commencement of the fasli under report, the Tinnevelly District Vishnu Temple Committee which then exercised jurisdiction over all the non-excepted Vishnu temples in the district was abolished and the jurisdiction of the other two committees in the district, viz., the Tinnevelly Circle Siva Temple Committee and the Tuticorin Circle Siva Temple Committee was extended over the Vishnu temples situated within the local limits of their respective jurisdiction. The names of the committees were also changed into "The Tinnevelly Circle Temple Committee" and "The Tuticorin Circle Temple Committee."

2. The term of office of the nominated members of the committee expired on 15th June 1928. For the first time in the annals of the committee elections were held in October 1928 when 60 per cent of the voters exercised their franchise. The first meeting of the committee after election was held on 14th November 1928 when the President and Vice-President were elected. The committee held eight meetings during the period under report and disposed of about 205 out of 296 subjects that came up for consideration. It is significant to note that not a single meeting was adjourned for want of a quorum and the percentage of attendance to actual strength was 85.

3. The committee exercised jurisdiction over 283 temples including 56 temples getting an annual income of less than Rs. 250 to which all the provisions of the Act except section 69 (1) were specially extended and 16 temples newly brought under its control, during the fasli. The committee tried its best to bring under its effective supervision all the non-excepted temples situated within the local limits of its jurisdiction ;

but it had to face opposition especially in respect of temples sought to be newly brought under control as pleas that they were private or excepted temples and as they had to be decided on by the Board after prolonged enquiries. The committee also felt difficulty in securing proper persons as trustees, as in several cases trustees appointed by the committee had to resort to court under section 78 of the Act for the recovery of possession of the temples and their properties from the ex-trustees, and there was inordinate delay in the completions of the proceedings owing to technical contentions.

The committee appointed trustees under section 51 (4) of the Act for 22 temples.

The Board regrets to observe that the work of the committee in the matter of obtaining and verifying registers of properties of the temples as required under section 38 of the Act was disappointing. It is hoped that the committee would devote special attention to this branch of the work and show marked progress during the current fasli.

The committee sanctioned the budgets of 120 temples.

Since the close of the fasli under report, arrangements have been made for the audit of the accounts of the committee and of the temples under its control for faslis 1336 and 1337. The committee points out its financial difficulties in arranging for the audit of the accounts of temples. But this is a question of general importance already engaging the attention of the Board and the Government.

As compared with so many other temple committees in the Presidency, the financial position of this committee may be considered to have been satisfactory. The fasli opened with a balance of Rs. 14,379-9-1. The committee received during the fasli Rs. 5,394-12-0 under "contributions from temples" and Rs. 847-7-0 from "other sources" making a total of Rs. 6,242-3-0. The total expenditure amounted to Rs. 5,138-15-3, leaving a balance of Rs. 15,482-13-8 at the close of the fasli.

The Board is pleased to observe that the committee has evinced keen interest in the successful working of the Act and has always been ready and willing to offer its whole-hearted co-operation to the Board. Special mention may be made of the efforts of the committee in the matter of realization of contributions due to the Board from temples under its control. The committee deserves to be congratulated on the good work done by it during the fasli under report under the able guidance of its President M.R.Ry. I. S. Subrahmanya Pillai Avargal, B.A., B.L.

The Madura Circle Temple Committee.

The new Madura Circle Temple Committee was constituted during the fasli under review in the place of the old Madura Circle Temple Committee and the Kallalagar and Kudalalagar temples committee which were abolished, to exercise control over the non-excepted temples in the taluks of Madura and Mēlūr with the exception of temples constituting Sri Madura Meenakshi Sundareswarar, etc.. Devasthanam, Madura. The number of members was fixed at twelve and the members were appointed for a period of one year with effect from 21st August 1928.

The committee began to function from 2nd September 1928. The President took charge of the records, etc., from the ex-President, old Madura Circle Temple Committee, on 21st September 1928. Even at the outset, the ex-President of the old Kallalagar and Kudalalagar temples

committee, who was himself a member of the new committee, began to hamper the smooth working of the committee by refusing to hand over the records of the old committee in spite of repeated instructions from the Board. Not content with this, he assumed an attitude of open hostility to the committee and filed a suit in the District Court, Madura, questioning the validity of the constitution of the committee and praying for the grant of an injunction restraining the committee from functioning. Both the suit and the injunction petition were subsequently dismissed with costs. The records are still with him and the President of the new committee has been asked to take necessary steps for the recovery.

The committee had only fourteen temples under it and it commenced its work with only one clerk on Rs. 35 and one peon on Rs. 12, but the services of the latter had to be dispensed with subsequently for want of funds. The committee held 21 meetings, of which 5 were adjourned for want of quorum, and 104 out of the 169 subjects that came up for consideration were disposed of.

With the approval of the Board the committee collected contribution at a rate of $1\frac{1}{2}$ per cent from most of the temples under its control. The total collection of contributions amounts to Rs. 1,623-1-5 and there were outstanding arrears to the extent of Rs. 88-7-0 at the close of the fasli.

Trustees were appointed under section 51 (4) of the Act for four institutions, while joint trustees were appointed for two other temples.

Registers of properties were received from three temples and were submitted to the Board after verification.

The committee sanctioned six of the nine budgets received from the temples and returned the other three for revision.

The committee had its accounts for faslis 1337 and 1338 audited besides arranging for the audit of the accounts of all the temples for fasli 1337. The audit of the accounts for three temples was completed during the fasli, while that of the remaining temples is being done.

There was an opening balance of Rs. 29-4-9 at the beginning of the fasli and the committee realized Rs. 1,623-1-5 under contributions and Rs. 143-3-0 from other sources. The total receipts amounted to Rs. 1,766-4-5 and the charges to Rs. 1,484-6-3 including court costs of Rs. 227-3-0. There was a balance of Rs. 311-2-11 at the close of the fasli.

The Board is pleased to note that on the whole the committee worked smoothly and well and would have turned out better work but for its poor finances. Since the close of the fasli under review proposals for the amalgamation of the committees in the district, with a view to secure better financial resources, have been submitted to the Government.

The Erode Circle Temple Committee.

The old Coimbatore, Erode, Pollachi and Kollegal Circle Temple committees were abolished and two new committees, namely, Coimbatore Circle Temple Committee and Erode Circle Temple Committee, were constituted in their stead with effect from 4th December 1928, the former to exercise jurisdiction over the non-excepted temples in the revenue taluks of Avanashi, Coimbatore, Gobichettipalayam, Pollachi and Udamalpet and the latter over those in the revenue taluks of Erode, Bhavani, Dhārapuram, Palladam and Kollegal. The strength of each committee was fixed at twelve.

The new Erode Circle Temple Committee began to function from 18th December 1928. During the period under review the committee held four meetings and no meeting was adjourned for want of quorum; and 62 out of 68 subjects placed before the committee were disposed of. The committee took under its control nine new temples in addition to the 173 temples originally under its jurisdiction. Trustees were appointed for seven temples. The committee has just begun spade work and still much work has to be done to bring the temples under effective control.

With the approval of the Board the committee divided its electoral area into circles and the electoral roll is being prepared. The regulations framed by the committee under section 36 of the Act were approved by the Board with certain modifications. The proposal of the committee to levy contribution at the rate of $1\frac{1}{2}$ per cent on the annual income of the temples under its control was also approved by the Board.

The committee began with an opening balance of Rs. 19,283-9-4. It collected about Rs. 840-0-10 by way of contribution and a sum of Rs. 1,040-6-2 from other sources, the total receipts thus amounting to Rs. 1,880-7-0. The total expenditure of the committee came to Rs. 1,510-7-6, leaving a closing balance of Rs. 19,653-8-10 to its credit at the end of the fasli. Outstandings to the extent of Rs. 6,158-9-11 remained to be collected.

Neither the accounts of the committee nor of the temples under its control were audited during the fasli.

The committee considers that much work still remains to be done to bring the administration of the temples under its jurisdiction into proper working order, and that it would be advisable to allow the continuance of the present committee members for a further period of one year and postpone election so that they may go on with the spade work with the experience so far gained.

The Salem Circle Temple Committee.

The committee was constituted under the Act with effect from 1st June 1927. The term of office of the first members expired on 31st May 1928 and fresh appointment of members was made with effect from 16th April 1929 under Act I of 1928. During the fasli under review the committee held only two meetings and disposed of 13 out of the 15 subjects that came up for consideration.

Most of the temples under the committee depend mainly upon the Tasdic allowances paid by Government which are reported to be quite insufficient to meet even the ordinary expenditure of the temples. The committee is of opinion that the Hundial system introduced in almost all the temples under instructions from the Board with a view to augment the incomes of the temples has not worked satisfactorily. The committee therefore requested the Board to exempt the temples from the payment of contribution due to the Board. But this is a request which it can ill afford to comply with.

The committee started with an opening balance of Rs. 720-9-9 at the beginning of the fasli and the committee realized Rs. 320-12-9 by way of contributions and Rs. 370-2-3 from other sources making a total of Rs. 690-15-0. The total expenditure amounted to Rs. 1,106-1-7, leaving a closing balance of Rs. 311-7-2.

The committee is not in a position to meet the cost of election or to provide for the audit of its accounts or of the temples under its control.

It is unable to meet fully even its establishment charges and has appropriated a sum of Rs. 266-7-5 being the contribution collected by it on behalf of the Board. Considering the inadequate financial resources of the 3 committees in the Salem District, the Board proposed at the beginning of the fasli under review the formation of a single committee for the whole district ; but the proposal was not accepted by the Government.

The Coimbatore Circle Temple Committee.

The committee was constituted with effect from 4th December 1928 to exercise jurisdiction over the non-expected temples in the revenue taluks of Coimbatore, Avanashi, Gobichettipalayam, Pollachi and Udamalpet. The strength of the committee was fixed at 12 and all the 12 members were appointed for a period of one year.

During the fasli under report, the committee held eight meetings of which four were adjourned for want of quorum.

The committee had, at the commencement of the fasli, an opening balance of Rs. 278-1-6 and collected Rs. 956-0-6 during the fasli making a total of Rs. 1,234-2-0. The total expenditure amounted to Rs. 917 6-9 leaving a closing balance of Rs. 316-11-3 at the end of the fasli.

The proposal of the committee to levy contribution at the rate of 1½ per cent per annum on the income of the temples under its jurisdiction has been approved by the Board. The electoral area of the committee has been divided into circles with the approval of the Board. Owing to its limited finances, the committee is unable to meet the cost of elections.

The accounts of the committee has been audited and arrangement also made for the audit of accounts of the temples. Since the close of the fasli under report, the audit of accounts of Sri Patteeswaraswami Devasthanam at Perur, one of the most important temples under the jurisdiction of the committee has been completed. Budgets of six temples were approved during the fasli under report.

The committee reports that the temples in the taluks of Pollachi and Udamalpet do not receive any Tasdik allowances ; that most of the temples are managed by pootari-trustees, who in many cases, have sold or otherwise alienated temple lands and suggests that ways and means should be devised by legislative or other process to easily recover the alienated temple lands for the benefit of the temples and to ensure effective supervision of the temples.

The South Kanara District Temple Committee.

The Mangalore Circle Temple Committee and the Udipi Circle Temple Committee in the South Kanara District were functioning till the middle of March 1929 when they were abolished and a single committee was constituted for all the non-expected temples in the district except 33 temples partly or wholly under Jain management, the strength of this committee being fixed at 12. The headquarters of the committee is Mangalors. Its staff consists of 2 clerks and a peon.

Six meetings were held by this committee since its constitution, the average attendance being 58 per cent.

The old committees had appointed trustees for 148 temples before they were abolished leaving 117 temples to be dealt with by the new committee. This committee has not been able to make much headway in this direction as doubts and disputes have been raised by the trustees of the temples, whose terms expired under section 51 (4) of the Act. The committee has to push through its investigations and settle how many of these temples really come under it. It is hoped that this will be done before the close of the current fasli.

The Government have published a preliminary notification regarding the special application of the Act to 966 minor temples in the South Kanara District (which do not get gross annual incomes of Rs. 250 or above) with a view to get trustees appointed to these temples. The publication of the final notification is awaited. The committee will have to appoint trustees to these temples also. For want of funds the committee could not get either its accounts or those of the non-expected temples under its control audited.

A sum of Rs. 581-8-0 was collected by the committee towards the contribution due to it. This together with the funds amounting to Rs. 322-9-6 handed over by the Presidents of the old committees, enabled the committee to carry on its work. It had a balance of Rs. 675-6-4 on hand at the close of the fasli. The committee collected Rs. 357-10-0 towards the contribution due to the Board from the temples under its control.

From the nature of the work turned out by the new committee in the short period it functioned during the fasli under review, the Board trusts that the committee will before long be able to finish the spade work of getting trustees appointed for all the temples coming under its jurisdiction and ascertaining their incomes and properties. The financial difficulty does hamper its work and it is observed that at present members going out for inspection of temples have themselves to bear their travelling expenses. But it is hoped that ere long matters will improve and that the collection of contributions due from temples will progress well so as to ease the financial situation of the committee.

The Tanjore Circle Temple Committee.

The Tanjore Circle Temple Committee whose work was reviewed in the last administration report of the Board continued to function till 27th July 1928 when the term of office of its members expired. The President of the committee Mr. P. R. Natesa Ayyar under orders of the Board continued to look after the administrative activities of the committee till it was reconstituted with fresh nominated members for a period of one year from 29th October 1928 under Madras Act I of 1928.

Eleven meetings were held during the fasli when 196 out of a total of 218 subjects on the agenda were disposed of, the percentage of attendance to actual strength being 65.2.

The staff of the committee consists of its manager, 3 clerks, 4 inspectors, 1 daffadar, 6 peons, 1 attender and 1 sweeper.

The number of temples over which the committee exercised jurisdiction at the beginning of the fasli was 350 to which were added 36 temples while 3 were dropped out during the fasli with the result that the committee exercised jurisdiction over 383 temples at the close of the fasli.

Trustees were appointed for all the 36 temples newly brought under control as also for 78 other temples. In the former case the new

trustees have had to resort to civil court under section 78 for possession. The committee received 62 registers under section 38 of the Act and 25 budgets; 53 of the registers were checked and forwarded to the Board for approval and all the budgets were sanctioned. It is creditable that this committee should have realized the importance of having the accounts of the temples under its control audited. The committee arranged for the audit of these accounts for faslis 1336 and 1337 being done on a consolidated remuneration of Rs. 850 per year. The audit in respect of 81 temples was done during the fasli under review. The accounts of the committee also for fasli 1336 have been audited while those for fasli 1337 are being taken up for audit.

The Veda Patasala and the Saiva Agama Patasala run by the committee continue to be flourishing. With a view to open a Vaishnava Agama Patasala and a Thevaram School also, the President of the committee has issued an appeal to the trustees of all Siva and Vishnu temples for financial help and the response thereto is reported to be encouraging.

The fasli opened with a balance of Rs. 14,116-11-6. The total receipts including the sum of Rs. 4,193-8-1 realized by way of contribution amounted to Rs. 6,789-8-10. Besides contribution, the main items of income are (i) rent (Rs. 858-10-8), and (ii) interest on investments (Rs. 1,569-15-1). The committee had at the end of the fasli an arrear balance of Rs. 12,286-12-0 to be collected. The arrears mainly pertain to previous faslis prior to the commencement of the new Act. The total expenses of the committee amounted to Rs. 5,063-0-3 leaving a closing balance of Rs. 15,833-4-1. The assets of the committee include the committee office building whose estimated value is Rs. 14,000. The committee is taking steps for the holding of elections as the term of office of its members will expire in November 1929.

The President of the committee and his colleagues take very great interest in inspecting temples and making enquiries into mismanagement brought to their notice either by the Board or by the public. The personal contact of the members of the committee with the trustees has in many cases resulted in the restoration of harmony among co-trustees and has conduced to the smooth administration of temple affairs.

The one peculiar feature of this committee which deserves special mention is that it has a direct hand in the management of a number of temples getting Rokka Mohini from the District Board. The prudent management of this fund by the committee has been greatly beneficial to the temples as will be seen from the fact that lands to the value of Rs. 46,000 have been purchased for some of the big Devasthanams and the committee has effected a saving of Rs. 19,732-12-11 by curtailing unnecessary expenditure.

The work of this committee during the fasli under review was very creditable and it would well serve as an example to other committees in fulfilling the requirements of the Act.

The South Arcot District Temple Committee.

Though the South Arcot District Temple Committee was constituted by Government in lieu of the two committees which previously existed in the district, for a period of one year from 25th July 1928, the committee actually functioned only for about 4 months and 22 days from 6th February 1929 during the fasli. This was so in consequence of

the interim order of the Subordinate Judge's Court, Cuddalore, restraining the President and Vice-President of the committee from entering upon their duties pending disposal of legal proceedings questioning the validity of the elections.

During the period in question six meetings of the committee were convened of which two had to be adjourned for want of quorum and 47 out of a total of 85 subjects on the agenda were disposed of during the meetings, the percentage of attendance thereat being 83.

The staff of the committee consisted of a manager, 2 clerks, 3 inspectors and 1 peon. As the committee had not been functioning for a period of ten months, the staff was mainly attending to the clearing up of old arrears which had accumulated. The Board is not sure that the committee has taken stock of all the papers in its office and it will be asked to report on the point.

The number of temples over which the committee exercised jurisdiction at the beginning of the fasli was 371. Twenty temples were dropped out with the result that the committee had under its control 351 temples at the close of the fasli. Trustees were appointed for 19 temples. Though 19 registers under section 38 of the Act and 8 budgets of temples were received, the committee did not take action either as regards the checking of the registers or the sanctioning of the budgets. No steps were taken by the committee to get either its own accounts or those of non-excepted temples under its control audited.

The fasli opened with a balance of Rs. 115-12-3. The total receipts amounted to Rs. 1,509-9-7. The committee was able to realize Rs. 1,478-8-11 by way of contributions and had a large balance under that head still to be collected. The total expenses came up to Rs. 1,528-5-7 leaving a closing balance of Rs. 97 0-3.

Owing to the existence of serious defects in the electoral roll of the committee, the Government directed that elections should not be proceeded with. The committee is to be reconstituted with fresh nominated members for another period under Madras Act I of 1928 pending the preparation of correct electoral roll.

The outturn of work of this committee was poor and the Board hopes that at least during the current fasli it will make up for its past inactivity.

The North Arcot District Temple Committee.

The North Arcot District Temple Committee which was constituted in the place of the Vellore Circle and the Tiruvettipuram Circle temple committees continued to function from 21st August 1928 during the fasli. Though the sanctioned strength of the committee was 12, the actual strength at the end of the fasli was only 9.

The committee held 11 meetings and 164 out of a total of 204 subjects brought on the agenda were disposed of, the percentage of attendance at the meetings being 69.

The staff of the committee consists of its head clerk, 2 clerks, 1 inspector and 3 peons. The number of temples over which the committee exercised jurisdiction at the beginning of the fasli was 263. Twenty-five temples were added and 34 temples were dropped out during the fasli with the result that the committee exercised jurisdiction over 254 temples at the end of the fasli.

The committee appointed trustees for 51 temples during the fasli. The committee has done little or nothing in the matter of obtaining registers under section 38 of the Act and budgets of temples. Only one register under section 38 and 6 budgets were obtained during the fasli. The budgets are pending while the register has been forwarded to the Board after due check. The explanation offered by the committee that the previous temple committees in the district had not done any spade work was true to a certain extent, but it cannot not justify the miserably poor outturn of work in this direction.

The committee has not got either its accounts or those of non-excepted temples under its control audited.

The fasli opened with a balance of Rs. 11-6-9 and the total receipts amounted to Rs. 2,263-6-6. Still, the committee is reported to have outstanding liabilities of Rs. 1,075-15-6. The present financial position of the committee is not easy of explanation. Only the audit of the accounts of the committee will show what has caused this state of affairs and the committee will be instructed to arrange for such audit soon. On the plea of want of funds the committee did not get its electoral rolls ready. The Government have accepted the Board's recommendation for the reconstitution of the committee with fresh nominated members for a further period of one year under Madras Act I of 1928. The President hopes that the members to be newly appointed will pay greater attention to the vital needs of the administration and be more prudent in financial matters.

The Ariyalur Circle Temple Committee.

The Ariyalur Circle Temple Committee was reconstituted with fresh nominated members under Madras Act I of 1928 for a period of one year functioning during the fasli till 26th June 1929 when the term of office of its members expired.

During the fasli 11 meetings were convened of which 3 had to be adjourned for want of quorum. The committee was able to dispose of only 122 subjects out of a total of 380 on the agenda. The attendance at the meetings was also poor, the percentage of attendance to actual strength being only 44.

The committee employed a staff of 1 clerk, 1 Inspector, 1 peon and 1 attender. The committee exercised jurisdiction over 165 temples during the fasli. Trustees were appointed in respect of 86 temples. The committee was able to obtain nine registers under section 38 of the Act and 10 budgets. The registers have not been checked nor have the budgets been sanctioned by the committee. It is gratifying to note that the committee had got its accounts of faslis 1336 and 1337 audited. No steps have, however, been taken by the committee to get the accounts of the temples under its control audited.

The fasli opened with a balance of Rs. 87-5-5 and the total receipts amounted to Rs. 1,133-1-1. There was a balance of Rs. 2,957-11-6 to be collected under the head of contributions at the end of the fasli. The expenses of the committee amounted to Rs. 814-7-6 leaving a closing balance of Rs. 405-15-0. Taking into consideration the financial position of the committee, the Board recommended to Government that the committee might be abolished and a new committee constituted with nominated members for another term. The Government have accepted the Board's recommendation and final orders of Government are awaited.

Most of the temples under the control of the committee are very poor and the members of the committee were not as keen on their work as the Board expected them to be. Still the committee has some work to its credit, chiefly as a result of the endeavours of its enthusiastic President, Mr. S. Balakrishna Pillai.

The Kumbakonam Circle Temple Committee.

The term of the members of the Kumbakonam Circle Temple Committee expired on 15th April 1928 and the committee was reconstituted with nominated members for one more year from 23rd July 1928 under Madras Act I of 1928 so that the spade work so well begun by it might be continued.

During the fasli, the committee convened 20 meetings of which 5 had to be adjourned for want of quorum and 452 out of a total of 473 subjects brought on the agenda were disposed of during the meetings; the percentage of attendance to actual strength being 71. It must be said to the credit of the committee that every subject was passed unanimously.

The staff of the committee consists of a Manager on a salary of Rs. 70 per month, 1 Accountant, 5 clerks and 4 Inspectors, besides 1 duffadar, 3 peons and a sweeper.

The number of temples over which the committee exercised jurisdiction at the beginning of the fasli was 305, and 23 temples were added during the fasli while six temples had to be dropped out with the result that the committee exercised jurisdiction over 322 temples at the end of the fasli.

Trustees were appointed for 49 temples, 9 of them under section 51 (4) of the Act. Only in one case, the newly appointed trustee had to make application under section 78 of the Act for possession. The three petitions under section 78 of the Act mentioned in the previous review are still pending in the District Court.

The work of the committee in the matter of obtaining registers under section 38 of the Act and budgets from temples cannot be said to have been satisfactory even after allowance is made for the great apathy of the trustees in such matters. Out of 17 registers obtained 14 were submitted to the Board for approval after due check and all the 38 budgets received were sanctioned. It is hoped that the disciplinary action taken by the President against his inspecting officers for neglect in this regard will have the desired effect and the outturn during this fasli will be satisfactory.

The accounts of the committee for fasli 1337 and those of the three temples mentioned in the margin for faslis 1334—1337 were audited during the fasli. The committee has since ordered the audit of the accounts of 21 temples during the current fasli and has budgetted for an expenditure of Rs. 1,500 as audit fees and publication charges.

The committee has brought on itself a financial crisis by the construction of the meeting hall and other additions to the committee office buildings, though this has added to the assets of the committee. The Board hopes that the finances of the committee will get balanced during the current fasli. The committee in the ordinary course was

- (1) Swetharanyeswarar temple,
Tiruvengadu, Shiyali Taluk.
- (2) Sri Thanthoniswarar temple,
Sholampet, Mayavaram Taluk.
- (3) Sri Subrahmanyaswami temple,
Perambur, Mayavaram Taluk.

able to collect Rs. 7,319-11-8 by way of contribution during the fasli under review. No steps are being taken to enforce payment of contributions under section 70 of the Act during the current fasli and better results are bound to follow. The way in which the committee has tackled the various representations of trustees to write off the old arrears of contributions due for previous faslis by granting partial remission according to the requirements of each case is highly commendable.

The fasli opened with a balance of Rs. 1,260-11-10. The total receipts including the loan of Rs. 3,000 raised by the committee during the fasli amounted to Rs. 10,634-9-8 while the expenses including Rs. 4,158-12-0 on the buildings amounted to Rs. 11,119-15-7 leaving a closing balance of Rs. 775-5-11.

As the committee expressed its inability at the present juncture to finance the elections and as certain changes in the strength and allocation of the seats on the committee also seemed necessary before elections could be proceeded with, the Board had recommended to Government that the committee might be abolished and a new one constituted with a strength of nine nominated members, for a year. The final orders of Government on the Board's recommendation are awaited.

The committee has done useful work during the fasli, thanks to the personal interest which each member takes in the working of the committee and the enthusiastic and energetic work of the President who is loyally supported by his colleagues. The Board is glad to observe that the committee has always been prompt in replying to the Board's references, and earnest in the collection of contribution on behalf of the Board from the temples under its control.

The Raja Veda Patasalai run by the committee continues to be flourishing. The accounts for fasli 1337 were got audited and steps are being taken for auditing the accounts for fasli 1338. The funds of the Patasalai are invested properly.

The Turaiyur Circle Temple Committee

This committee which was not functioning for four months during the latter part of fasli 1337 was reconstituted with fresh nominated members for a further period of one year under Madras Act I of 1928 on the representation of the Board to the Government that the nominated members of the committee might be given further time to continue the spade work they had begun as the original term of one year was not sufficient for the purpose. The committee continued to function throughout the fasli except for five days from 26th June to 1st July 1929.

During the fasli 15 meetings were convened of which five had to be adjourned for want of quorum and 214 out of a total of 222 subjects on the agenda were disposed of during the meetings, the percentage of attendance to actual strength being 50.

The staff of the committee consists of a manager, one clerk, one supervisor and one peon. Forty-two temples were under the control of the committee at the beginning of the fasli to which 46 new temples were added during the fasli with the result that the committee exercised jurisdiction over 88 temples at the end of the fasli. Trustees were appointed for 45 temples including four whose trustees had to be

removed. Thirteen registers under Section 38 of the Act and 42 budgets were obtained by the committee. All the registers have been checked and forwarded to the Board for approval and the budgets have been sanctioned. The accounts of the committee for fasli 1337 have been audited but the committee has not taken steps to get the accounts of temples under its control audited.

The fasli opened with a balance of Rs. 1,231-8-1. Total receipts including Rs. 2,543-4-6 realized by way of contribution amounted to Rs. 2,735-15-6 while the expenses amounted to Rs. 1,474-13-0 leaving a closing balance of Rs. 2,492-9-7. There was at the end of the fasli an arrear balance of Rs. 2,309-13-4 to be collected under the head of contribution. As in the case of the other committees in the district the Government accepted the Board's recommendation to abolish this committee and constitute a new one with nominated members for another term. Final orders are awaited. The committee has done substantial work during the fasli under the able guidance of its President, M.R.Ry. L. N. Paranasivam Pillai Avargal, who had the hearty co-operation of his colleagues on the committee.

The Trichinopoly Circle Temple Committee.

The Trichinopoly Circle Temple Committee were reconstituted towards the end of fasli 1337 by a fresh appointment of members under Madras Act I of 1928 on the representation of the Board that it could facilitate the proper continuance of the spade work the committee had done so well in the previous period of one year. The committee continued to function through fasli 1338 except for five days from 26th June to 1st July 1929 as on the former date the term of the members expired.

The committee convened 23 meetings during the fasli of which three had to be adjourned for want of quorum and 209 out of total 259 subjects on the agenda were disposed of during the meetings the percentage of attendance to actual strength being 60.

The staff of the committee consisted of its manager, two clerks, one typist and five peons.

The number of temples over which the committee exercised jurisdiction at the beginning of the fasli was 161 to which six temples were added while six were dropped out during the fasli with the result that the number of religious institutions under the committee at the close of the fasli was the same as at its commencement.

The applications made by the trustees of Sri Mahalakshmi Amman temple, Mahadanapuram and Sri Narasimha Perumal temple, Allithorai under section 78 of the Act (mentioned in the last review) are still pending.

Trustees were appointed for 27 temples during the fasli under review. This committee seems to exercise great care in the selection of trustees. In several instances members of the Nattukottai Nagarathar community and some other gentlemen were appointed trustees who have come forward to spend their own funds for renovation work and to make magnificent gifts to the temple in the shape of vahanams and other paraphernalia or to advance moneys to meet the requirements of the temples subject to recoupment of the same in due course.

The committee was able to obtain 48 budgets and only four registers under section 38 of the Act. The registers have been checked and

forwarded to the Board for approval and 46 budgets have been sanctioned. The committee is alive to the fact that its work in this direction is not satisfactory and has consequently appointed an Inspector during the current fasli who is entrusted with this work. Better outturn may be expected during the current fasli.

While checking the register under section 28 of the Act, the committee goes deeply into the question of alienation of temple lands and directs the trustees to file suits wherever necessary for the recovery of the same. In sanctioning the budgets of temples the committee tries to introduce economies with a view to avoid as far as possible the utilization of the opening balance and the raising of loans.

The accounts of the committee for faslis 1336 and 1337 have been audited. The committee has also arranged for the audit of the accounts of all the temples under its control for those faslis for a consolidated remuneration of Rs. 750.

The fasli opened with a balance of Rs. 1,607-12-6. The total receipts amounted to Rs. 4,288-5-0 and the expenses to Rs. 4,213-7-11, leaving a closing balance of Rs. 1,682-9-7. Though the committee was able to collect Rs. 4,106-12-5 by way of contribution from temples without resorting to section 70 there was still a balance of Rs. 4,403-7-0 remaining to be collected at the end of the fasli. On the representations of the committee that its present finances would not admit of elections being held this year the Board recommended that elections might be postponed and the Government have accordingly decided to abolish the committee. Their final orders for the constitution of a new committee with a strength of 12 nominated members are awaited.

The committee has done remarkably well during the fasli and the President and the other members thereof deserve to be congratulated on their achievement.

The committee is in close touch with the affairs of the temples as is evident from the various recommendations to the Board to postpone execution proceedings for enforcing payment of contribution from temples whose finances are very low and whose trustees are making headway against great odds of past mismanagement and succession of bad seasons. Individual members of the committee gave their time and energy for the inspection of temples with a view to assist the committee in the proper discharge of its duties of supervision and heartily co-operated with its enthusiastic President in the betterment of the administration of temples under the committee.

The Negapatam Circle Temple Committee.

When the term of the Negapatam Circle Temple Committee which was constituted for the first time under the Act expired on 25th July 1928, the then President of the committee was empowered by the Board to carry on the current routine duties of the committee till it was reconstituted with fresh nominated members for a further period of one year from 4th December 1928 under Madras Act I of 1928. Thus during the fasli the committee did not function from 25th July to 4th December 1928. Though the prescribed strength of the committee is 12 only nine members were nominated to it by Government.

Eleven meetings were convened but only 8 were actually held. One meeting had to be adjourned for want of quorum while the

remaining 2 were adjourned by the President himself and 228 subjects out of a total of 278 on the agenda were disposed of during the meetings, the percentage of attendance to actual strength being 74.9.

The staff of the committee consists of one head clerk, on Rs. 60 per mensem, 3 clerks, 3 inspectors, 5 peons, and 1 sweeper. The committee exercised jurisdiction over 339 temples at the beginning of the fasli to which were added 8 temples with the result that the committee had 347 temples under its jurisdiction at the close of the fasli. Trustees were appointed for 70 temples during the fasli, 54 of the appointments being under section 51 (4) of the Act. During the fasli, the trustee of Karpakanatharkulam Devasthanam was first suspended and subsequently dismissed by the committee. The appeal preferred by the dismissed trustee is pending before the Board. It may be specially mentioned that the committee has made an experiment in the matter of appointing gentlemen of the Nadar community as trustees and it seems to have been attended with success.

Only 15 registers under section 38 of the Act and 34 budgets were received by the committee during the period under review: 10 registers were checked and forwarded to the Board for approval and 25 budgets were sanctioned. The accounts of the committee for fasli 1337 have been audited and though the committee has not taken up the systematic audit of the accounts of temples under its control, the accounts of Sri Kailasanathar temple at Mappillaikuppam and Sri Akshayalingeswarar temple at Kivalur have been audited from out of the funds of the temples themselves. The audit in respect of Sri Nilayathakshi Amman temple, Negapatam, and of Sri Karpaganathaswami temple at Karpaganatharkulam is in progress.

The fasli opened with a balance of Rs. 11,495-9-6 while the total receipts including Rs. 7,485-5-1 realized by way of contribution amounted to Rs. 8,745-15-9. The total expenses amounted to Rs. 6,980-0-6 leaving a closing balance of Rs. 13,261-8-9. Arrears under the head of contributions to the extent of Rs. 4,825-8-9 remained to be collected at the end of the fasli. The committee is taking the right step in trying to effect satisfactory arrangement with trustees for compounding the amount due towards contribution for periods prior to the commencement of the Act, deciding each case on its merit.

While appreciating the satisfactory record of work of this committee, the Board cannot help repeating its remark that the administration of the committee was being made an arena for political strife. The Board has no doubt whatsoever that the record of its work would have been splendid only if its members had refrained from allowing political functions to affect the work of the committee in connexion with the appointment of trustees for, and the general supervision over the temples under its control.

The Chingleput Circle Temple Committee.

The term of the members of this committee which was constituted for the first time on 1st December 1927 for one year expired on 30th November 1928. Fresh members were nominated for a further period of one year from 27th May 1929 under the proviso to section 22 of the Act. Thus the committee functioned for only six months during the fasli. Though the prescribed strength of the committee was 9, only eight members were nominated.

Four meetings of the committee were convened, of which 1 had to be adjourned for want of quorum and 15 subjects out of a total of 25 brought on the agenda, were disposed of during the meetings, the percentage of attendance to actual strength being 53. The committee exercised jurisdiction over 77 temples at the beginning of the fasli, and eight temples were dropped out during the fasli with the result that there were only 69 temples under the control of the committee at the close of the fasli. Only one clerk on Rs. 25 per mensem was employed by the committee.

The committee was able to obtain only 2 registers under section 38 of the Act and 4 budgets. One of the registers was checked and forwarded to the Board and 2 of the budgets were sanctioned. The poor finances of the committee stood in the way of the audit of its own accounts as well as of those of the temples under its control.

Trustees were appointed in the case of four temples, the appointment in respect of 2 of which was under section 51 (4) of the Act. The fasli opened with a balance of Rs. 5-12-6. The total receipts including a sum of Rs. 398-7-1 realized by way of contribution amounted to Rs. 418-15-1. The total expenses amounted to Rs. 692-9-7. The excess amounted was advanced by the then President of the committee. Considering the finances of the committee, the Government accepted the recommendation of the Board to continue the committee for another term of one year by nomination under Madras Act I of 1928. The committee has been so reconstituted since the close of the fasli.

It is rather difficult to judge the work of the committee which functioned only for six months during the fasli. What it was able to do was really due to the individual efforts of its President, Mr. K. Muttuvenkatapathi Reddiyar who gave both his time and money in the interests of the committee's work.

APPENDIX II.

STATEMENT I.

(Vide paragraph 7 of the report.)

Statement showing the business transacted at the meetings of the Board from 1st July 1928 up to 30th June 1929.

Date of the meetings.	Subject matter.
17—7—1928 ...	<ol style="list-style-type: none"> 1. Approving of the abstract of the Board's receipts and expenditure for June 1928. 2. According sanction to the trustees of Sri Subrahmanyaswami temple, Tiruchendur, Tinnevely District, for the purchase of certain lands for the temple. 3. Writing off a sum of Rs. 92-2-0 pointed out for recovery in the audit objection statement for the period from 1st April 1926 to 30th June 1927. 4. (a) Sanctioning certain contingent expenditure of a recurring nature. (b) Fixation of the pay of certain clerks in the Board's office. (c) Sanctioning payment of an allowance to the clerk attending to the work connected with the Board's meetings. (d) Sanctioning payment of an allowance to the clerk attending to the legal work of the Board in connexion with the suits in the High Court. 5. Approving of the draft replies to the objections on the audit of the Board's accounts for 1926-27. 6. Approving of the draft letter to Government requesting them to reconsider their orders on the Board's budget for 1928-29.
27—7—1928 ...	<ol style="list-style-type: none"> 1. (a) Sanctioning the appointment of commission agents for the collection of contributions in the Districts of Ganjām, East Gōdāvāri, West Gōdāvāri and Kistna. (b) Sanctioning the appointment of a temporary clerk for a period of 6 months to work under the Superintendent, Guntūr District. 2. Filing of a suit for the modification of a scheme settled for Sri Puthumariamman Temple, Kurinjipadikuppam, South Arcot District, in the District Court, Cuddalore, and the engagement of certain vakils for the Board. 3. Acceptance of personal securities from the Inspecting Officers of the Board.

STATEMENT I—*cont.*

Statement showing the business transacted at the meetings of the Board from 1st July 1928 up to 30th June 1929—*cont.*

Date of the meetings.	Subject matter.
21--8--1928 ...	<ol style="list-style-type: none"> 1. Approving of the abstract of the Board's receipts and expenditure for July 1928. 2. Reduction of the rate of contribution payable by the Vanamamalai Math at Nanguneri, Tinnevely District, to 1 per cent so long as the math continues to be well managed. 3. Approving of the draft by-law relating to the return of documents filed by parties before the Board in connexion with enquiries. 4. Opening of an account in the Madras Central Bank, Limited, on behalf of Sri Varadaraja Perumal temple, Valathur, Papanasam Taluk, Tanjore Disirict. 5. (a) Sanctioning payment of fees in certain suits to the Board's vakils. (b) Sanctioning payment of Rs. 665 to Messrs. Solden & Co., for the supply of demand registers and temporary receipt books. 6. Acceptance of a security for Rs. 250 in the case of inspecting officers of certain districts. 7. Consideration of the question of appointment of an Honorary Assistant Commissioner for the districts of Madura, Ramnād and Tinnevely. 8. Addressing Government to exempt the temple of Sri Ramalingeswaraswami at Jaggayyapeta, Vizagapatam District, from the operation of the Act during the donor's life time. 9. Treating as loan the sum of Rs. 182—15—10 collected by the Chittoor District Temple Committee on behalf of the Board and expended by the Committee.
21--9--1928 ...	<ol style="list-style-type: none"> 1. Approving of the abstract of the Board's receipts and expenditure for August 1928. 2. Refusal of the request of the Chittoor District Temple Committee for the allotment to it of a portion of the contribution collected by the Board from Tirumalai, Tirupati, etc., Devasthanams. 3. Depositing the amounts received from Inspecting officers towards their security in fixed deposit for one year in the Madras Central Urban Bank, Ltd. 4. Fixing the rate of fees payable to lawyers for issue of notices and for execution petitions. 5. Refusal to exclude Sri Vasudeva Perumal Temple, East Rani Street, Trichinopoly, from the operation of Madras Act II of 1927.

STATEMENT I—cont.

Statement showing the business transacted at the meetings of the Board from 1st July 1928 up to 30th June 1929—cont.

Date of the meetings.	Subject matter.
	<ol style="list-style-type: none"> 6. Permitting the Kurnool District Temple Committee to defer repayment of certain loans advanced to it by the Board. 7. Sanctioning the grant of loans to certain District Committees. 8. Writing off the sum of annas four pointed out for recovery in the audit objections statement for July 1927. 9. Approving of the replies to objections on the audit of the Board's accounts for July 1927. 10. Authorization of the Kistna District Temple Committee to collect the contributions due to the Board.
16-10-1928 ...	<ol style="list-style-type: none"> 1. Approving of the abstract of the Board's receipts and expenditure for September 1928. 2. Exclusion of Sri Vasudeva Perumal Temple from the operation of the Act on reconsideration of resolution No. V passed at the Board's meeting on 21st September 1928. 3. Sanctioning the appointment of an Inspector, in the scale of Rs. 60-5-90 and an Assistant Inspector in the scale of Rs. 40-2-50 in the place of the Superintendent of the districts of Salem, Coimbatore, and the Nilgiris. 4. Appointment of a temporary additional attender for two months. 5. Payment of fees to Board's vakils in certain suits. 6. Grant of a loan of Rs. 95 to the Vizagapatam District Temple Committee for publishing electoral rolls. 7. Sanctioning certain contingent expenditure of a recurring nature. 8. Writing off the sum of annas eight pointed out for recovery in the audit objection statement for November 1927. 9. Approving of the replies to the objections on the audit of the Board's accounts for August and September 1927. 10. Inclusion of the income of maths and temples from service inams for purposes of jurisdiction but not for levy of contribution.
20-11-1928 ...	<ol style="list-style-type: none"> 1. Approving of the abstract of the Board's receipts and expenditure for October 1928. 2. Grant of a loan of Rs. 10-5-0 to the Kistna District Temple Committee to meet the charges for publication of electoral rolls.

STATEMENT I—*cont.*

Statement showing the business transacted at the meetings of the Board from 1st July 1928 up to 30th June 1929—*cont.*

Date of the meetings.	Subject matter.
	<ol style="list-style-type: none"> 3. Waiving penal interest payable by the Chittoor District Temple Committee in default of repayment on the due date of the loan of Rs. 182-15-10 advanced to it. 4. Writing off the sum of Rs. 15-2-0 being the balance of contribution due for the first two faslis and two and half months from Sri Sundareswaraswami temple, Tiruppalaiyur, Nannilam Taluk, Tanjore District. 5. According sanction for the appointment of 5 temporary clerks for a period of one month on Rs. 30 per mensem each and meeting the expenditure therefor from the provision for leave allowances of officers in the budget estimate for the fasli. 6. Ratification of the payment of fees already paid to certain Board's vakils. 7. Sanctioning payment of fees to the Board's vakils in the Nellore and Ganjām districts. 8. Extension of time for the repayment of the loan of Rs. 725-15-4 advanced to the East Gōdāvāri District Temple Committee. 9. Approving of the draft leave regulations framed for the officers and servants of the Board. 10. Sanctioning payment of an allowance of Rs. 50 to Mr. R. Gopalakrishna Pillai for the period of 14 days in August 1927 when he worked as Honorary Assistant Commissioner, South Arcot District. 11. Engagement of a junior to the Board's wakil in the West Gōdāvāri District.
11—12—1928	<p>... 1 Permitting the commission agent in the Ganjām District to furnish personal security and authorizing him to issue temporary receipts like inspecting officers.</p> <p>2. Sanctioning the appointment of a temporary clerk on Rs. 30 per mensem in the Board's office for a further period of one month.</p> <p>3. Modification of clause (b) of Resolution IV, dated 21 September 1928 regarding rate of fees payable in execution petitions.</p>
15—12—1928	<p>... Consideration of the third Administration Report of the Board.</p>
17—12—1928	<p>... Resolutions touching the death of the Raja of Panagal.</p>

STATEMENT I—*cont.*

Statement showing the business transacted at the meetings of the Board from 1st July 1928 up to 30th June 1929—*cont.*

Date of the meetings.	Subject matter.
20--12--1928 ...	<ol style="list-style-type: none"> 1. Approving of the abstract of the Board's receipts and expenditure for November 1928. 2. Extension of time for repayment of the loan of Rs. 100 advanced to the Tiruvellore Circle Temple Committee. 3. Sanctioning the extra expenditure incurred on account of appointment of substitutes in places of subordinates taking leave and authorizing the President to incur such expenditure in future. 4. Modification of the list of Government holidays for the Board's office. 5. Ratifying payments of fees already made to certain Board's vakils. 6. Sanctioning the expenditure of Rs. 80 incurred on 18 December 1928 for obtaining copies of certain judgments and decrees for production in the District Court, West Gōdāvāri, in connexion with certain suits. 7. According sanction for subscribing to the newspaper "Mathurbhumi."
14--1--1929 ...	<ol style="list-style-type: none"> 1. Exemption of Mr. V. V. Seshachala Pillai from general educational qualifications for appointment as lower division clerk in the Board's office. 2. Extension of time applied for by certain committees for repayment of the loans taken by them. 3. Approving of the replies to the objection statements on the audit of the Board's accounts for November and December 1927. 4. Authorization of the President of the Board to sanction refunds not exceeding Rs. 500 in each case. 5. Sanctioning payment of balance of fees to Messrs. P. Venkataramana Rao and T. R. Venkatarama Sastri for certain suits in the High Court. 6. Payment of a sum of Rs. 500 each to the Board's vakils in Guntūr and West Gōdāvāri districts as advance towards fees.
31--1--1929 ...	<ol style="list-style-type: none"> 1. Approving of the abstract of the Board's receipts and expenditure for December 1928. 2. Payment of Rs. 100 to the Board's vakils at Tinnevely towards fees in O.P. No. 6/28 in the District Court.

STATEMENT I—cont.

Statement showing the business transacted at the meetings of the Board from 1st July 1928 up to 30th June 1929—cont.

Date of the meetings.	Subject matter.
	<ol style="list-style-type: none"> 3. Writing off the sum of Re. 1 being the value of a court-fee stamp (affixed to a vakalat) which was spoiled. 4. Sanctioning an expenditure of Rs. 200 per mensem towards the rent of the office building. 5. Ordering that no defence is necessary on the part of the Board in O.S. No. 58/28 in the District Court, East Godāvāri. 6. Fixation of the pay of Mr. A. Balakrishna Pillai as Manager at Rs. 210 from 12th December 1927. 7. Approving of the replies to the objections in the objection statement on the audit of the Board's accounts for January 1928. 8. Ratification of the payment of Rs. 30 towards Vakil's fees in O.S. 12/26 in the District Court, Kurnool.
20—2—1929	<p>...</p> <ol style="list-style-type: none"> 1. Approving of the abstract of the Board's receipts and expenditure for January 1929. 2. Sanctioning payment of Rs. 1,799 to the Board's vakil in South Malabar towards his fees in certain suits in the District Court, South Malabar. 3. Sanctioning a monthly expenditure towards rent of office room of the Board's Inspector in South Malabar District. 4. Refusal of grant of exemption to Sri Vanamamalai Perumal Temple, Nanguneri, Tinnevely District from payment of contribution. 5. Extension of time till 31st March 1930 for repayment of the loan of Rs. 560 advanced to the Guntūr District Temple Committee. 6. Ratification of the payment of an enhanced pay of Rs. 3-8-0 per mensem to the sweeper from 1st December 1927. 7. Approving of the replies to the objection statements on the audit of the Board's accounts for the period from February to June 1928. 8. According sanction for the permanent advance of Rs. 500 to the President of the Board to meet office contingent expenditure. 9. Appointment of a commission agent for collection work in the place of a clerk in the Guntūr District.
19—3—1929	<p>...</p> <ol style="list-style-type: none"> 1. Approving of the abstract of the Board's receipts and expenditure for February 1929.

STATEMENT I—*cont.*

Statement showing the business transacted at the meetings of the Board from 1st July 1928 up to 30th June 1929—*cont.*

Date of the meetings.	Subject matter.
	<ol style="list-style-type: none"> 2. Re-appropriation of provision under certain heads in the budget estimate for 1928-29. 3. Appointment of a temporary clerk in the office on Rs. 40 per mensem for the period from 11th March to 31st May 1929. 4. Approving of the replies to the objections in the annual audit objection statement for 1927-28. 5. Inserting a provision in the Act empowering the Board or the committee to interfere with the internal management of a religious institution not considered desirable. 6. Payment of fees to certain Board's vakils. 7. Writing off the sum of As. 15-9 being the balance of contribution due for fasli 1337 from Sri Prasanna Venkatesa Perumal Temple, Arumandai, Ponneri Taluk, Chingleput District.
16-4-1929	<ol style="list-style-type: none"> 1. Approving of the abstract of the Board's receipts and expenditure for March 1929. 2. (a) Approving of the replies to the audit report on the Board's accounts for fasli 1337. (b) Opening of an account in the Madras Central Urban Bank, Ltd., on behalf of Sri Tirukachinambigal Devasthanam, Poonamallee, Chingleput District. 3. Approving of the budget estimate of the Board for 1929-30. 4. Authorization of the West Gōdāvari District Temple Committee to collect the contributions due to the Board. 5. Payment of fees to certain Board's vakils. 6. Payment of Rs. 250 as advance of fee to the Board's Junior vakil in the West Gōdāvari District.
17-5-1929	<ol style="list-style-type: none"> 1. Approving of the abstract of the Board's receipts and expenditure for April 1929. 2. Approving of the replies to the objection statements on the audit of the Board's accounts for July, August, September and October 1928. 3. Payment of fees to certain Board's vakils. 4. Admissibility of officiating promotion from the post of the Assistant Examiner to that of the Examiner.

STATEMENT I—*cont.*

Statement showing the business transacted at the meetings of the Board from 1st July 1928 up to 30th June 1929—*cont.*

Date of the meetings.	Subject matter.
	<ol style="list-style-type: none"> 5. Fixation of the pay of Mr. N. Srinivasan, lower division clerk, at Rs. 48 from 3rd October 1927. 6. Appointment of one Upper Division clerk, one Lower Division clerk, and one typist in the Board's office from 1st June 1929 in anticipation of the Government sanction. 7. Opening of an account in the Madras Central Urban Bank, Ltd., Mylapore, on behalf of the Tirumullapalli Temple, Karalmanna, Waluvanad Taluk, South Malabar. 8. Extension of time for the repayment of loans advanced to certain Temple Committees.
25—6—1929	<p>... <ol style="list-style-type: none"> 1. Approving of the abstract of the Board's receipts and expenditure for May 1929. 2. Appointment of an attender in the office on Rs. 22 per mensem in the scale of Rs. 22—1—30, from 6th June 1929. 3. Authorization of certain committees to collect contributions due to the Board from the temples under them. 4. Writing off the sum of As. 2-8 being the balance of contribution due to the Board up to 30th June 1928, from Sri Rajeswaraswami Temple, Kannanur, Ialgudi Taluk, Trichinopoly District. 5. Payment of the arrear claim of the Superintendent, Bellary, in respect of his contingent bill for March 1928. 6. Approving of the replies to the objection statement on the audit of the Board's accounts for November and December 1928. 7. Payment of Rs. 50 to the Board's vakil at Tinnevely towards his fees in O.P. No. 41/21 in the District Court. 8. Re-appropriation of Rs. 2,000 from the provision for "Audit fees of excepted temples and maths" to "Law charges" in the budget estimate for 1928-29. 9. Grant of permanent advances towards outfees to Board's vakils in the districts. 10. Sanctioning a monthly expenditure of Rs. 10 towards the rent of the office room of the Inspector, Madura. </p>

STATEMENT II.

(Vide paragraph 7 of the report.)

Statement showing the number of enquiries made by the Board whether by a single commissioner or by a committee of the Board from 1st July 1928 up to 30th June 1929.

Serial number.	District.	By a single commissioner		By a committee of the Board	
		At Madras.	At mufassal stations.	At Madras.	At mufassal stations.
1	Nellore	3	15	135	...
2	Chittoor	2	11	50	...
3	Anantapur	12	20	45	...
4	Cuddapah	7	6	11	...
5	Kurnool	9	25	...
6	Bellary	1	5	26	...
7	Ganjām	46	222	...
8	Vizagapatam	30	...
9	East Godāvāri	7	105	...
10	West Godāvāri	18	64	...
11	Kistna	27	107	...
12	Guntūr	41	94	...
13	Tinnevely	18	50	110	...
14	Madura	17	9	55	...
15	Rāmnād	38	...
16	Coimbatore	31	...
17	Salem	20	...
18	The Nilgiris	1	1
19	Malabar	79	150	...
20	South Kanara	32	24	...
21	Chingleput	7	123	...
22	South Arcot	18	88	...
23	North Arcot	1	...	65	...
24	Tanjore	5	28	298	...
25	Trichinopoly	15	81	...
		66	443	1,998	1

STATEMENT III-A.

(Vide paragraph 8 of the report.)

Statement showing the strength of the establishment in the office of the Board of Commissioners for Hindu Religious Endowments as it stood at the end of June 1928 and at the end of June 1929.

Number of item.	Description of appointment.	Scale of pay per mensem.	As it stood on the 30th June 1928.	As it stood on the 30th June 1929.
		RS.		
1	Secretary	400-40-600	1	1
2	Manager	200-10-250	1	1
3	Superintendents	125-7½-200	5	5
4	Examiner	100-4-120	1	1
5	Assistant Examiner	75-5-100	1	1
6	Cashier	80-5-120	1	1
7	Upper Division Clerks	60-5-120	10	10
8	Lower Division Clerks	40-4-60-3-75	14	16
9	Shorthand Typists	50-5-100	5	5
10	Typists	70-5-100 (in the case of graduates). 30-1-35	1 3	1 4
11	Copyists	30	3	3
12	Attenders	22-1-30	8	9
13	Daffadar	25-1-35	1	1
14	Chobdars	20-½-25	2	2
15	Peons	15-½-20	16	16
16	Watchman	12-½-15	1	1

STATEMENT III-B.

(Vide paragraph 8 of the report.)

Statement showing the strength of mufassal establishment as it stood at the end of June 1928 and at the end of June 1929.

Number of item.	Description of appointment.	Scale of pay per mensem.	As it stood on the 30th June 1928.	As it stood on the 30th June 1929.
1	Honorary Assistant Commissioners.	RS. Maximum allowance 75 and 50.	(a) 1	(a) 1
2	Superintendents (formerly Inspectors).	120-5-150	9	5
3	Inspectors (formerly Assistant Inspectors).	60-5-90	12	18
4	Assistant Inspectors	40-2-50	...	1
5	Clerks under Superintendents ...	25-1-35	9	5
6	Clerks under Inspectors	Do.	...	2
7	Peons under Superintendents, Inspectors and Assistant Inspectors.	12	20	24

NOTE.—(a) No expenditure is incurred by the Board on account of the Honorary Assistant Commissioner.

STATEMENT IV.

(Vide paragraph 17 of the report.)

Statement showing the number of religious institutions coming under the Act up to 30th June 1929.

Name of district.	Number of institutions ordinarily coming under the Act.				Institutions specially brought under the Act though having income less than the minimum laid down in the Act.	Total.
	Maths.	Temples.				
		Non-excepted.	Excepted temples declared as such.	Excepted temples treated as such.		
Nellore	2	206	24	7	13	252
Chittoor	17	100	2	39	14	172
					of which 1 is a math	
Anantapur	4	96	2	...	17	119
Cuddapah	1	154	1	...	16	172
Bellary	8	270	7	7	2	294
Kurnool	1	453	4	12	24	494
Ganjām	103	862	3	72	7	1,047
Vizagapatam	4	116	1	40	1	162
East Godāvāri	4	636	5	59	...	704
West Godāvāri	2	570	2	6	...	580
Kistna	3	482	5	12	1	503
Guntūr	8	782	11	124	6	931
Salem	4	148	1	6	1	160
Coimbatore	15	593	3	5	...	616
The Nilgiris	1	17	18
Madura	8	158	13	3	1	183
Rāmnād	11	203	11	197	3	425
Tinnevelly	12	402	27	10	110	561
Malabar	14	...	1	1,161	...	1,176
South Kanara	23	308	1	...	1	333
South Arcot	15	488	20	1	...	524
Chingleput	5	209	20	3	...	237
North Arcot	3	480	10	19	3	515
Tanjore	20	932	133	68	439	1,592
Trichinopoly	6	545	29	15	26	621
Total	294	9,210	336	1,866	685	12,391

STATEMENT V.

STATEMENT V.

(Vide paragraph 18 of the report.)

Statement showing the names of institutions whose applications for exemptions from the operation of the Act under section 3 were either disposed of or pending during the period from 1st July 1928 to 30th June 1929.

Serial number.	Name of institution.	Action taken			Remarks.
		Wholly or partially exempted.	Exemption refused.	Pending.	
<i>Anantapur District.</i>					
1	Sri LakshmiChennakesavaswami temple, Anantapur.	...	Refused	...	The trustee was asked to produce the accounts of the math to enable the Board to decide on the merits of the application. As the trustee failed to produce the accounts as directed it was deemed that he did not intend to prosecute his application which was not therefore forwarded to Government.
2	Gavi Math, Uravakonda, Gooty Taluk	
<i>Vizagapatam District.</i>					
3	Sri Sitharamaswami temple, Madugole, Viravilli Taluk.	Pending with the Board.	
<i>West Godāvāri District.</i>					
4	Sri Satheswaraswami temple, Burugupalli, Narasapuram Taluk.	...	Refused	...	

<i>Rāmnād District.</i>					
5	Sri Somanathaswami temple, Sivaganga.	Pending ...	Since the close of the fasli under report the Government have refused exemption.
6	Sri Kailasanathar and Nityakalyani Amman temple at Devakottai.	Pending with the Board.	
7	Sri Koilur Math at Koilur	Partially	Total exemption refused. The condition limiting the period of exemption to the lifetime of the present Swamiyar only revoked.
<i>Tinnevelly District.</i>					
8	Sri Vanamamalai Math at Nanguneri	Refused	...	Exemption from certain provisions of the Act already granted (mentioned in the previous report).
<i>Madura District.</i>					
9	Sri Kalyani Amman Sametha Kailasanathar temple at Kalayamputtur.	...	Refused	...	
<i>The Nilgiris District.</i>					
10	Sri Dakshinamurthi Math at Kandal ...	Partially	
<i>South Kanara District.</i>					
11	Mahalingeswar temple, Padabidri, Udipi Taluk.	...	Refused	...	
12	Sri Subraya temple, Padabettu, Udipi Taluk.	...	Do.	...	
13	Sri Janardana temple, Mallar, Udipi Taluk.	...	Do.	...	
14	Vasudeva temple, Padu, Udipi Taluk	Do.	...	
15	Janardana temple, Tenka, Udipi Taluk.	Do.	...	

STATEMENT VI-A.

(Vide paragraph 18 of the report.)

Statement showing the number of temples and maths which the Board held without any formal enquiry to be outside the scope of the Act on the ground that they get an income of less than Rs. 250 and Rs. 500 respectively per annum during the period from 1st July 1928 up to 30th June 1929.

Name of district and taluk.	Number of temples.	Number of maths.	Name of district and taluk.	Number of temples.	Number of maths.
Nellore—			Vizagapatam—cont.		
Kandukur ...	4		Chipurupalli ...	4	
Kavali ...	1		Gajapatinagaram ...	4	
Gudur ...	3		Parvatipuram ...	1	
Chittoor—			Palakonda ...	1	
Chittoor ...	2		Viravalli ...	3	
Madanapalli ...	3		Vizagapatam ...	3	
Kuungundi Division ...	5		Sarvasidhi ...	2	
Punganur ...	6		Srungavarapukota ...	11	
Cuddapah—			West Godavari—		
Pulivendla ...	5	1	Ellore ...	1	
Rajampet ...	2		Kamavarapukota ...	1	
Anantapur—			Nidadavole ...	1	
Kalyandrug ...	1		Guntur—		
Madakasira ...	1		Guntur ...	4	
Kadiri ...	1		Narasaraopet ...	10	
Gooty ...	1		Ongole ...	4	
Tadpatri ...	3		Palnad ...	37	
Kurnool—			Sattenapalle ...	2	
Dhone ...	1		Coimbatore—		
Kurnool ...	1		Avanashi ...	1	
Nandikotkur ...	1		Coimbatore ...	1	
Bellary—			Palladam ...	14	
Adoni ...	1		Pollachi ...	2	
Alur ...	1		Kollegal ...	8	
Bellary ...	1		Erode ...	4	
Hospet ...	4		Bhavani ...	2	
Rayadrug ...	1		Dharapuram ...	1	
Ganjām—			Rāmnād—		
Berhampur ...	23		Arupputkottai ...	1	
Aska ...	10		Srivilliputtur ...	3	
Ichchapur ...	6		Tinnevelly—		
Surada ...	1		Ambasamudram ...	2	
Chatrapur ...	14		Salem—		
Gumsur ...	19		Dharmapuri ...	2	
Kodala ...	7		Rasipur ...	1	
Narasannapet ...	2		Uttankarai ...	2	
Chicacole ...	12		Madura—		
Parlakimedi ...	11		Madura ...	1	
Vizagapatam—			Nilakkottai ...	1	
Anakapalli ...	2		Palni ...	4	
Bobbili ...	3		Periyakulam ...	3	

STATEMENT VI-A--cont.

Statement showing the number of temples and maths which the Board held without any formal enquiry to be outside the scope of the Act on the ground that they get an income of less than Rs. 250 and Rs. 500 respectively per annum during the period from 1st July 1928 up to 30th June 1929—cont.

Name of district and taluk.	Number of temples.	Number of maths.	Name of district and taluk.	Number of temples.	Number of maths.
Malabar—			North Arcot—		
Walluvanad ...	1		Arkonam ...	1	
Chirakkal ...	1		Gudiyattam ...	1	
			Tirupattur ...	1	
South Kanara—			Tiruvannāmalai ...	1	9
Mangalore ...	1		Vellore ...	4	
Kasaragode ...	1		Walajah ...	4	
			Tanjore—		
Chingleput—			Kumbakonam ...	4	
Chingleput ...	2				
Conjeeveram ...	1		Trichinopoly—		
Sriperumbudur ...	2		Karur ...	1	
			Kulittalai ...	1	
South Arcot—			Lalgudi ...	1	
Chidambaram ...	23		Musiri ...	3	
Cuddalore ...	2		Trichinopoly ...	3	
Kallakurichi ...	2				
Tindivanam ...	2		Total ...	370	10
Villupuram ..	2				
Vriddhachalam ...	4				

STATEMENT VI-B.

(Vide paragraphs 18 and 43 of the Report.)

Statement showing the names of institutions in respect of which disputes under section 84 were disposed of by the Board during the period from 1st July 1928 up to 30th June 1929.

Serial number and name of institution.	Nature of contention.		Nature of disposal.
	(1) Private.	(2) Low income.	
	(3) Excepted.	(4) Math or temple.	
	(5) Charitable or religious.		
<i>Nellore District.</i>			
1. Sri Nageswaraswami and Sree Dharieswaraswami temples, Kodavalur, Kovur Taluk.	Income below Rs. 250	Act applies.	
2. Sri Varadarajaswami temple, including the shrine of Sree Anjaneyaswami, Vasili, Atmakur Taluk.	Income below Rs. 250 and private.	Act applies; public.	
3. Sri Anjaneyaswami temple, Parlapalle, Kovur Taluk.	Excepted	...	Excepted.
4. Sri Komaleswaraswami temple, Patur, Kovur Taluk.	Do.	...	Do.
5. Sri Tripuranthakaswami, Sree Chennakesavaswami and Sree Garudmanthudu temples, Overru Taluk.	Do.	...	Do.
6. Sri Kasi Visweswaraswami temple, Vattambedu, Gudur Taluk.	Private	...	Public and excepted.
7. Sri Venugopalswami temple, Sulurpet, Gudur Taluk.	Income below Rs. 250	Income below Rs. 250	
8. Sri Mallikarjunaswami temple, Ellayapallem, Kovur Taluk.	Excepted	...	Excepted.
9. Sri Prasanna Venkateswaraswami temple, Velagalavagu, Sulurpet Division.	Income below Rs. 250 and excepted.	Act applies and excepted.	
10. Sri Kodandaramaswami temple, Chittedu, Gudur Taluk.	Private	...	Public.
11. Sri Thengali Udayavarlu Sannidhi, Mangalampad, Gudur Taluk.	Act does not apply.	Income below Rs. 250.	
<i>Chittoor District.</i>			
1. Sri Lakshminarayanawami temple, Kennamanipalli, Kungundi Division, North Arcot District.	Private	...	Petitioner withdrew contention; proceedings dropped.
<i>Cuddapah District.</i>			
1. Sri Chennakesavaswami temple, Yerragudipad, Kamalapuram Taluk.	Excepted and income below Rs. 250.	Non-excepted; Act applies.	
2. Sri Madhavaswami temple, Chappadu, Proddatur Taluk.	Excepted (revision).	Non-excepted.	

STATEMENT VI-B—cont.

Statement showing the names of institutions in respect of which disputes under Section 84 were disposed of by the Board during the period from 1st July 1928, up to 30th June 1929—cont.

Serial number and name of institution.	Nature of contention.		Nature of disposal.
	(1) Private.	(2) Low Income.	
	(3) Excepted.	(4) Math or temple.	
	(5) Charitable or religious.		
<i>Anantapur District.</i>			
1. Sri Gavi Math, Uravakonda, Gooty Taluk.	Private	...	Petition withdrawn; proceedings dropped.
2. Sri Chennakesavaswami and other temples, Nittur, Tadpatri Taluk.	Income below Rs. 250		Petition withdrawn and hence dismissed.
3. Sri Kalavagadda Anjaneyaswami temple, Kothacheruvu, Penukonda Taluk.	Private and income below Rs. 250.		Act applies; public; excepted.
4. Sri Chennakesavaswami temple, and others, Pathapalli, Tadpatri Taluk.	Income below Rs 250 private or excepted.		Act not applicable for the present as income is below Rs. 250.
5. Sri Venugopalswami and Anjaneyaswami temples, Puttaparthi, Penukonda Taluk.	Excepted, income below Rs. 250.		Non-excepted; Act applies.
6. Sri Anjaneyaswami temple, Thammadahalli, Madagasira Taluk.	Private, income below Rs. 250.		Public; non-excepted.
<i>Bellary District.</i>			
1. Sri Ambha Bhavani temple, Adoni, Adoni Taluk.	Private and income below Rs. 250.		Public; excepted and Act applies
2. Sri Anjaneyaswami temple, Kalamma Street, Bellary, Bellary Taluk.	Do.		Proceedings dropped as the annual income of the temple was found to be less than Rs. 250 for the present.
3. Sri Raghavendraswami Manchala, Adoni Taluk.	Math, Headquarters outside Madras Presidency and hence Act does not apply.		Act does not apply as the headquarters is outside the Madras Presidency.

STATEMENT VI-B—cont.

Statement showing the name of institutions in respect of which dispute under section 84 were disposed of by the Board during the period from 1st July 1928 up to 30th June 1929—cont.

Serial number and name of institution.	Nature of contention.		Nature of disposal.
	(1) Private.	(2) Income.	
	(3) Excepted.	(4) Math or temple.	
	(5) Charitable or religious.		
<i>East Godavari District.</i>			
1. Sri Umasomeswaraswami temple, Betamallipudi-Savaram, Razole, Taluk.	Excepted	...	Non-excepted.
2. Sri Satyanarayanawami temple, Annavaram, Amalapur Taluk.	Do.	...	Do.
<i>West Godavari District.</i>			
1. Sri Venkateswaraswami temple, Madhavaram, Tadepalligudem Taluk.	Private	...	Public.
2. Sri Balavenkateswaraswami temple in Tallamudunurpada, Tadepalligudem Taluk.	Do.	...	Do.
3. Sri Seetharamaswami temple Sanivarapupeta, Ellore Taluk.	Private and income below Rs. 250.	...	Outside the scope of the Act.
<i>Kistna District.</i>			
1. Sri Brahmarambalmalleswaraswami temple, Mantbena, Gannavaram Taluk.	Excepted	...	Excepted.
2. Sri Anjaneyaswami temple, Avurupudi, Divi Taluk.	Private and income less than Rs. 250.	...	Act applies.
3. Sri Malleswaraswami temple, Circlepet, Masulipatam, Bandar Taluk.	Do.	...	Outside the scope of the Act.
4. Sri Panduranga Vittaleswaraswami and Sri Bhavani Sankaraswami temples, Thadepalli, Bezwada Taluk.	Excepted	...	Excepted.
5. Sri Kothandaramaswami temple, Gudavalli, Bezwada Taluk.	Private	...	Public.
<i>Guntur District.</i>			
1. Sri Venkateswaraswami temple, Maddipadu, Ongole Taluk.	Excepted	...	Non-excepted.
2. Sri Ramalingeswaraswami temple, Mantenavaripalem, Repalli Taluk.	Private	...	Public.
3. Sri Byragi Math, Ammanabrolu, Ongole Taluk.	Not a Math, but charitable institution to which Act does not apply.	...	Math coming within the scope of the Act.

STATEMENT VI-B—cont.

Statement showing the name of institutions in respect of which dispute under section 84 were disposed of by the Board during the period from 1st July 1928 up to 30th June 1929—cont.

Serial number and name of institution.	Nature of contention.		Nature of disposal.
	(1) Private.	(2) Income.	
	(3) Excepted.	(4) Math or temple.	
	(5) Charitable of religious.		
<i>Guntur District—cont.</i>			
4. Sri Lakshminarasimhaswami temple, Ramachandrapuram, Guntur Taluk.	Excepted	...	Excepted.
5. Sri Anjaneyaswami temple, Old Ponnur, Bapatla Taluk.	Do.	...	Non-excepted.
6. Sri Lakshminarasimhaswami temple, Nallur, Repalli Taluk.	Do.	...	Do.
7. Sri Vishnu temple, Karempudi, Palnad Taluk.	Do.	...	Excepted.
8. Sri Madanagopalswami temple, Yanamadala, Narasaraopet Taluk.	Do.	...	Non-excepted.
9. Sri Malleswaraswami temple, Yanamadala, Narasaraopet Taluk.	Do.	...	Do.
10. Sri Ramanujakootam, Bapatla, Bapatla Taluk.	Income below Rs. 250 and that the institution is a charitable one.		Act does not apply.
11. Sri Chennakesavaswami temple, Modukur, Tenali Taluk.	Excepted and income less than Rs. 250.		Non-excepted and Act applies.
12. Sri Chennakesavaswami temple, Koditadiparru, Tenali Taluk.	Excepted	...	Non-excepted.
13. Sri Venugopalswami temple, Jagarlamoodi, Bapatla Taluk.	Do.	...	Do.
14. Sri Ramalingeswaraswami temple, Koditadiparru, Tenali Taluk.	Do.	...	Excepted.
15. Sri Chennakesavaswami temple, Jagarlamoodi, Bapatla Taluk.	Do.	...	Non-excepted.
16. Sri Veerabhadraswami temple, Jagarlamoodi, Bapatla Taluk.	Do.	...	Do.
<i>Ganjām District.</i>			
1. Sri Dandeswara Mahaprabho temple, Kodala, Kodala Taluk.	Excepted	...	Do.
2. Sri Lakshminarayanawami temple, Goppini Street, Parlakimedi, Parlakimedi Taluk.	Private	...	Public.
3. Sri Venugopalswami temple, Gopalapore, Berhampore Taluk.	Excepted	...	Excepted.
4. Sri Raghunathaswami temple, Aska, Ganjām Taluk.	Do.	...	Do.
5. Sri Brundavanachandra Math, Nimina, Gumsur Taluk.	Private	...	Private.
6. Sri Raghakrishnaswami temple at Sadako, Kodala Taluk.	Do.	...	Public.
7. Sri Jagannathaswami temple at Shergada, Aska Taluk.	Do.	...	Do.

STATEMENT VI-B—cont.

Statement showing the name of institutions in respect of which dispute under section 84 were disposed of by the Board during the period from 1st July 1928 up to 30th June 1929—cont.

Serial number and name of institution.)	Nature of contention.		Nature of disposal.
	(1) Private.	(2) Income.	
	(3) Excepted.	(4) Math or temple.	
	(5) Charitable or religious.		
<i>Ganjam District—cont.</i>			
8. Sri Lakshminarasimhaswami temple, Sukuuda, Berhampore Taluk.	Excepted	...	Excepted.
9. Sri Balaji and Venkateswaraswami temples, Bodabada, Ichchapur Taluk.	Private	...	Public.
10. Sri Vasudevaswami temple, Mandasa.	Do.	...	Do.
11. Sri Jagannathaswami temple, Mandasa.	Do.	...	Private.
12. Sri Vydyanathaswami temple, Mandasa.	Do.	...	Income below Rs. 250.
13. Sri Killamma temple, Mandasa ...	Do.	...	Public.
14. Sri Chowdeswaraswami temple, Mandasa.	Do.	...	Do.
15. Sri Sitaramaswami temple, Parlakimedi.	Do.	...	Private.
16. Sri Jagannathaswami temple, Parlakimedi.	Do.	...	Do.
17. Sri Manikeswaraswami temple, Parlakimidi.	Do.	...	Do.
18. Sri Radha Govindajee Math, Parlakimedi.	Do.	...	Do.
19. Sri Raghunath, Kallikote ...	Do.	...	Income less than Rs. 250.
20. Sri Sanno Math, Kallikote ...	Do.	...	Public.
21. Sri Samadi Math, Kallikote ...	Do.	...	Private.
22. Sri Jagannadha Math Kallikote ...	Do.	...	Do.
23. Sri Bodo Math, Kallikote ...	Do.	...	Public.
24. Sri Codo Raulo Devathi, Dumma-kurpa, Ghumsur Taluk.	Private income less than Rs. 250.	...	Income more than Rs. 250 and Act applies.
25. Sree Birinchi Narayanaswami temple, Buguda, Ghumsur Taluk.	Private	...	Public.
26. Sri Jagannadhaswami temple, Sri Kasi Viswanadha and Chaitanya temples, Uppalaputti, Chatrapur Taluk.	Excepted and income less than Rs. 250.	...	Non-accepted and income more than Rs. 250.
27. Sree Kokila Math, Parlakimedi ...	Private and income less than Rs. 250.	...	Public and income more than Rs. 250.
28. Sri Mallikarjunaswami temple, Vassapa, Parlakimedi Taluk.	Income less than Rs. 250.	...	Income more than Rs. 250.

STATEMENT VI-B—cont.

Statement showing the name of institutions in respect of which dispute under section 84 were disposed of by the Board during the period from 1st July 1928 up to 30th June 1929—cont.

Serial number and name of institution.	Nature of contention.		Nature of disposal.
	(1) Private.	(2) Income.	
	(3) Excepted.	(4) Math or temple.	
	(5) Charitable or religious.		
<i>Vizagapatam District.</i>			
1. Sri Lakshminarayanaswami, Sree Umanaheswaraswami temples at Dolapeta, Palakonda Taluk.	Excepted	...	Non-excepted.
2. Sri Kasi Visweswaraswami and Venugopalaswami temples at Sompuram-Agraharam, Srungavarapukota Taluk.	Income less than Rs. 250.	Act does not apply.	Outside the scope of the Act.
3. Sri Kasi Viswanathaswami temple, Anakapalle.	Excepted	...	Excepted.
<i>Tinnevelly District.</i>			
1. Sri Nachiaraswami temple, Tirumalaikolundupuram, Tinnevelly Taluk.	Private	...	Public and excepted.
2. Nachiaraswami temple, Kombankulam, Tiruchendur Taluk.	Private and income below Rs. 250.		Public and excepted. Income above Rs. 250.
3. Sri Viswanathaswami temple, Naranammalpuram, Tinnevelly Taluk.	Excepted and income below Rs. 250.		Non-excepted. Income above Rs. 250.
4. Sri Rettai Vinayagar temple, Sevalaperi, Nanguneri Taluk.	Private	...	Proceedings dropped.
5. Sri Annamalinathar temple, Kadanallur, Tenkasi Taluk.	Excepted	...	Excepted.
6. Sri Viswanathaswami temple, Chockampatti, Tenkasi Taluk.	Do.	...	Non-excepted.
7. Sri Palvannanathaswami temple, Pettai, Tinnevelly District.	Do.	...	Excepted.
8. Sri Venugopalaswami and Ramanujaswami temple, Kilnattam, Tinnevelly Taluk.	Private or excepted.		Do.
9. Sri Viswanathaswami, etc. temples, Krishnapuram, Tenkasi Taluk.	Do.		Do.
10. Sri Naduthero Venkatachalapathi temple, Shermadevi, Ambasamudram Taluk.	Excepted	...	Do.
11. Sri Periyaswami Ayyangar temple, Krishnapuram, Tenkasi Taluk.	Excepted and income less than Rs. 250.		Non-excepted. Income above Rs. 250.
12. Sri Umamaheswarar, Vinayagar and Somasundareswarar temples, Mannarkoil, Ambasamudram Taluk.	Private and income less than Rs. 250.		Public and income above Rs. 250.
13. Sri Kannikaparameswari Amman temple, Tinnevelly.	Private	...	Public and Act applies.

STATEMENT VI-B—cont.

Statement showing the names of institutions in respect of which disputes under section 84 were disposed of by the Board during the period from 1st July 1928 up to 30th June 1929—cont.

Serial number and name of institution.	Nature of contention.			Nature of disposal.
	(1) Private.	(2) Income.	(3) Excepted.	
<i>Tinnevely District—cont.</i>				
14. Sri Tirupuranthiswarar temple, Palamcottah, 4th day Mandagapadi kattalai).	Private and secular.			Public religious endowment: and Act applies.
15. Sri Sundara Vinayagar temple, Subrahmanyapuram, Sankarankoil Taluk.	Private	Public and excepted.
16. Sri Tirunageswaraswami temple, Dalapathisamudram, Nanguneri, Taluk.	Excepted	Excepted.
17. Sri Venkatachalapathi temple, Tirumalapuram, Kariandi (v) Nanguneri Taluk.	Private and income less than Rs. 250.			Public and excepted. Income above Rs. 250.
18. Sri Prasanna Vinayagar temple, Melur, Srivaikuntam Taluk.	Private	Public and Act applies.
19. Sri Viswanadhaswami temple, Aladiyur, Ambasamudram Taluk.	Private and income below Rs. 250.			Non-excepted. Income above Rs. 250.
20. Sri Vagaiadi Amman temple, Tinnevely.	Excepted	Excepted.
21. Sri Poonalmalai Soodum Perumalayan Sasthankoil, Perai-kulam, Tinnevely Taluk.	Income below Rs. 250,			Outside the scope of the Act.
<i>Ramnad District.</i>				
1. Sri Nachadai Thavirtharuliya-swami and Thirukkanneeswara-swami temples, Seithur Zamin, Srivilliputtur Taluk.	Suo motu	Excepted.
2. Sri Kailasanathaswami and Nityakalyaniamman temple, Devakkottai, Tiruvadana Taluk.	Private	Public and excepted.
3. Sri Sundararaja Perumal temple, Sevalpatti (v), Tiruppattur Taluk.	Private and income below Rs. 250.			Public and excepted: Income above Rs. 250.
<i>Madura District.</i>				
1. Sri Mariamman temple, Dindigul.	Excepted	Excepted.
2. Sri Alagar temple, Palayur, Tirumangalam Taluk.	Private	Public and Act applies.
3. Sri Kasiviswanathaswami temple, Bodinaickanur, Periyakulam Taluk.	Suo motu	Excepted.
4. Sri Yadhavanavaneetha Krishnan Koil, Madura.	Excepted	Do.

STATEMENT VI-B—cont.

Statement showing the names of institutions in respect of which disputes under section 84 were disposed of by the Board during the period from 1st July 1928 up to 30th June 1929—cont.

Serial number and name of institution.	Nature of contention.			Nature of disposal.
	(1) Private.	(2) Income.	(3) Excepted.	
			(4) Math or temple.	
			(5) Charitable or religious.	
<i>Madura District—cont.</i>				
5. Sri Urkavalswami temple, Manadimangalam, Nilakkottai Taluk.	Income less than Rs. 250.	than	Outside the scope of the Act.	
6. Sri Kasiviswanathaswami temple, Irumbadi, Nilakkottai Taluk.	Income below Rs. 250 or excepted.		Non-excepted. Income above Rs. 250.	
7. Sri Pralayanathaswami temple, Sholavandan, Nilakkottai Taluk.	Excepted	Excepted.	
<i>Coimbatore District.</i>				
1. Sri Venkatesaperumal temple, Mondipalayam, Avanashi Taluk.	Private	Public and excepted. Act applies.	
2. Sri Kuppidu Vinayagar temple, Anuppappalayam, Coimbatore Taluk.	Do.	Do.	
3. Sri Visalakshi Sametha Visweswaraswami temple, Veerapandi, Gopichettipalayam Taluk.	Suo motu	Non-excepted and Act applies.	
<i>Nilgiri District.</i>				
1. Sri Vinayagar temple, Coonoor	... Excepted	Non-excepted.	
<i>Malabar District.</i>				
1. Ramapuram and Perror temples, Cheruthazhom Amsom, Chirakkal Taluk, North Malabar.	Private	Public.	
2. Sri Raghavapuram temple, Cheruthazhom Amsom, Chirakkal Taluk, North Malabar.	Do.	Do.	
3. Mangalam Anchumoorthi temple, Mangalam, Palghat Taluk, South Malabar.	Do.	Do.	
4. Charafiat Vishnu temple, Kuruva, Amsom, Walluvanad Taluk, South Malabar.	Do.	Do.	
5. Arukizhaya Siva temple, Manjeri Amsom, Ernad Taluk, South Malabar.	Do.	Do.	
6. Vairijatakan temple, Pinarayi Amsom, Kottayam Taluk, North Malabar District.	Do.	Do.	
7. Ramapuram temple, Puzhakatri Amsom, Walluvanad Taluk, South Malabar District.	Do.	Do.	

STATEMENT VI-B—cont.

Statement showing the names of institutions in respect of which disputes under section 84 were disposed of by the Board during the period from 1st July 1928 up to 30th June 1929—cont.

Serial number and name of institution.	Nature of contention.			Nature of disposal.
	(1) Private.	(2) Income.	(3) Excepted.	
	(4) Math or temple.	(5) Charitable or religious.		
<i>Malabar District—cont.</i>				
8. Udayarkunnu alias Arakurissi temple, Arakurissi, Walluvanad Taluk, South Malabar.	Private and income below Rs. 250.	Annual income is below Rs. 250.
9. Kuttoth Vishnu temple, Mimunda Amsom, Kurumbranad Taluk, North Malabar.	Private	Public.
10. Thirumullapalli temple, Karalamanna, Walluvanad Taluk, South Malabar.	Do.	Do.
11. Thirumittacode temple, Thirumittacode Amsom, Ponnani Taluk, South Malabar.	Do.	Do.
<i>South Kanara District.</i>				
1. Madiki Madathingal temple, Madikai, Kasargod Taluk, South Kanara.	Private	Public.
<i>Chingleput District.</i>				
1. Sri Maruthiswarar temple, Tiruvanmiyur, Saidapet Taluk.	Excepted	Excepted.
2. Sri Chintamaniswarar temple, Karunguli, Ponneri Taluk.	Scheme enquiry	Non-excepted.
3. Sri Alagiaperumal alias Sundararaja-perumal, Uttukkottai, Ponneri Taluk.	Excepted	Do.
4. Sri Adikesavaperumal and Sri Bashyakaraswami, temples, Sriperumbudur, Sriperumbudur Taluk.	Do.	Excepted.
5. Sri Thirupuranthaswami temple, Coovum, Tiruvallur Taluk.	Do.	Do.
6. Sri Vaikuntaperumal temple, Mangadu Sriperumbudur Taluk.	Income less than Rs. 250.	Act does not apply.
7. Sri Agasthiswaraswami temple, Kummangalam, Ponneri Taluk.	Excepted	Non-excepted.
8. Sri Devarajaswami temple, Conjeeveram, Conjeeveram Taluk.	Do.	Excepted.
9. Sri Prasanna Venkatanarasimhaswami temple, Saidapet, Saidapet Taluk.	Scheme mis-management.	Do.
10. Sri Masilamaniswaraswami temple, Thirumullaivoyal, Saidapet Taluk.	Excepted	Do.
11. Sri Pataladri Narasimhaswami, Singaperumalkoil, Chingleput Taluk.	Do.	Do.

STATEMENT VI-B—cont.

Statement showing the names of institutions in respect of which disputes under section 84 were disposed of by the Board during the period from 1st July 1928 up to 30th June 1929—cont.

Serial number and name of institution.	Nature of contention.		Nature of disposal.
	(1) Private.	(2) Income.	
	(3) Excepted.	(4) Math or temple.	
	(5) Charitable or religious.		
<i>Chingleput District—cont.</i>			
12. Sri Thyagarajaswami temple, Thiruvottiyur, Saidapet Taluk.	Excepted	...	Excepted.
13. Sri Agasthiswaraswami temple, Villivakkam, Saidapet Taluk.	Do.	...	Non-excepted.
14. Sri Thirumanangiswarar temple, Melur, hamlet of Vallur, Ponneri Taluk.	Do.	...	Excepted.
15. Sri Vijaya Varadarajaperumal, Baburayampettah-Madurantakam, Madurantakam Taluk.	Do.	...	Do.
16. Sri Thirukameswar, Madavilagam, Chingleput Taluk.	Do.	...	Do.
17. Sri Lakshminarayanawami, Palayaseevaram, Conjeeveram Taluk.	Do.	...	Do.
18. Sri Sowmya Damodara Perumal temple, Konnur, Saidapet Taluk.	Do.	...	Do.
19. Sri Valmekanathaswami temple, Choyyur, Madurantakam Taluk.	Do.	...	Do.
20. Sri Tirukkarai Eswar, Manambadi, Chingleput taluk.	Do.	...	Do.
21. Sri Pandava Perumal Temple, Big Conjeeveram.	Act does not apply.		Act applies. Excepted.
22. Sri Veera Varanadhaswami, Kinar, Madurantakam Taluk.	Excepted	...	Non-excepted.
23. Sri Agastheswaraswami, Alathur, Chingleput Taluk.	Do.	...	Do.
24. Sri Rajagopalswami temple, Manimangalam, Sriperumbudur Taluk.	Suo motu	...	Excepted.
25. Sri Harikanteswaraswami temple Nagalapuram, Ponneri Taluk.	Excepted	...	Non-excepted.
<i>South Arcot District.</i>			
1. Sri Agasthiswaraswami temple, Sevalapuri, Gingee Taluk.	Excepted.	...	Non-excepted.
2. Sri Venkatesa Perumal, Sevalapuri, Gingee Taluk.	Do.	...	Excepted.
3. Sri Angalamman Koi, Vasantarayan Palayam, Cuddalore Taluk.	Income less than Rs. 250.		Outside the scope of the Act.
4. Sri Manavalamamuni Amman temple, Tiruvendipuram, Cuddalore Taluk.	Excepted	...	Excepted.
5. Sri Vecthirunthaperumal temple, Kattumannargudi, Chidambaram Taluk.	Income less than Rs. 250.		Act applies and excepted.
6. Sri Swarnapureeswarar temple, Kattumannargudi, Chidambaram Taluk.	Do.		Act applies.

STATEMENT VI-B—cont.

Statement showing the names of institutions in respect of which disputes under section 84 were disposed of by the Board during the period from 1st July 1928 up to 30th June 1929—cont.

Serial number and name of institution.	Nature of contention.			Nature of disposal.
	(1) Private.	(2) Income.	(3) Excepted.	
	(4) Math or temple.	(5) Charitable or religious.		
<i>South Arcot District—cont.</i>				
7. Sri Varadarajaperumal, Cuddalore.	Excepted	Excepted.
8. Sri Varadarajaperumal, Panruti, Cuddalore Taluk.	Do.	Do.
9. Sri Padavettamman temple, Vairathreddipalayam, Panruti, Cuddalore Taluk.	Do.	Do.
10. Sri Bhujandeeswaraswami, Alappakkam, Cuddalore Taluk.	Review of B.O. declaring it to be Non-excepted.			Do.
11. Sri Manjiniswarar Koil, Kilputhupattu, Tindivanam Taluk	Excepted	Do.
12. Sri Maniamman, Selliamman, Drowpathiamman and Ayyanar temples, Vayalur, Vriddhachalam Taluk.	Do.	Non-excepted.
13. Sri Subrahmanyaswami temple, Karamanikkuppam, Cuddalore Taluk.	Do.	Do.
14. Sri Selliamman temple, Vilakupadi, Vriddhachalam Taluk.	Income less than Rs. 250.			Act applies and non-excepted.
15. Sri Anandeeswarar Koil, Thirachinnapuram, Chidambaram Taluk.	Excepted	Excepted.
16. Sri Lakshminarayanar Koil Agaram, Cuddalore Taluk.	Income less than Rs. 250.			Act applies.
<i>North Arcot District.</i>				
1. Sri Parasuramaswami and Six other temples, Vegamangalam, Arkonam Taluk.	Excepted	Excepted.
2. Sri Chennakesavaswami temple, Perambut, Tirupattur Taluk.	Excepted (Review).			Do.
3. Sri Kannikaparameswarianman temple, Tiruvannamalai, Tiruvannamalai Taluk.	Excepted	Do.
4. Sr Chenrayaperumal temple, Tattimanipalli, Gudiyattam Taluk.	Excepted and Income less than Rs. 250.			Non-excepted and Act applies.
5. Sri Sundararaja Perumal Avalur, Arkonam Taluk.	Excepted	Non-excepted.
6. Sri Lakshminarasimhaswami temple, Singirikoil, Vellore Taluk.	Do.	Do.
7. Sri Veerateswarar alias Sundareswarar temple, Kilpennathur, Tiruvannamalai Taluk.	Excepted, Income less than Rs. 250.			Non-excepted. Income above Rs. 250.
8. Sri Kailasanathaswami temple, Polur, Polur Taluk.	Excepted, Income below Rs. 250.			Do.

STATEMENT VI-B—cont.

Statement showing the names of institutions in respect of which disputes under section 84 were disposed of by the Board during the period from 1st July 1928 up to 30th June 1929—cont.

Serial number and name of institution.	Nature of contention.		Nature of disposal.
	(1) Private.	(2) Low Income.	
	(3) Excepted.	(4) Math or temple.	
	(5) Charitable or religious.		
<i>North Arcot District—cont.</i>			
9. Sri Baktavatsaleswaraswami temple, Valapandal, Walajah Taluk.	Income below	Rs. 250.	Income above Rs. 250.
10. Sri Hariprasadeswarar and Varadarajar temples, Karivedu, Arkonam Taluk.	Do.		Act applies.
11. Sri Kailasanathar temple, Virinchipuram, Vellore Taluk.	Excepted	Outside the scope of the Act.
12. Sri Mariamman, Vediappan Ayyanar, etc., temples, Devanandal, Tiruvannamalai Taluk.	Income less than	Rs. 250.	Do.
13. Sri Subrahmanyaswami temple, Tiruvannamalai, Tiruvannamalai Taluk.	Do.		Do.
14. Sri Vaikuntalakshminarayana Perumal temple, Kilpennathur, Tiruvannamalai Taluk.	Income below	Rs. 250.	Outside the scope of the Act.
15. Sri Kasiviswanathaswami temple, Desur, Wandiwash Taluk.	Do.		Do.
16. Sri Pavadaimurthi Vinayakar temple, Tiruvettipuram, Cheyyar Taluk.	Do.		Act does not apply.
17. Sri Veeraraghavaperumal temple, Anakavur, Cheyyar Taluk.	Do.		Do.
18. Sri Lakshminarayanaperumal temple, Olugur, Wallajah Taluk.	Do.		Do.

Tanjore District.

1. Sri Gopalakrishnaswami temple, Darasuram, Kumbakonam Taluk.	Excepted	Non-excepted.
2. Sri Agastheswaraswami temple, Chandrasekharapuram, Papanasam Taluk.	Do.	Do.
3. (a) Sri Agastheswaraswami temple, Koonoor.	Do.	Excepted.
(b) Sri Kothandaramaswami temple at Kovilur.			
(c) Sri Apathsahayeswaraswami at Kovilur.			
(d) Sri Muthumariamman temple at Kovilur.			
(e) Sri Subrahmanyaswami temple at Yembanpatti.			
(f) Sri Agastheswaraswami temple at Naipugai, all situated in the Zamindari of Ghandarvakottai, Pattukkottai Taluk.			

STATEMENT VI-B—cont.

Statement showing the names of institutions in respect of which disputes under section 84 were disposed of by the Board during the period from 1st July 1928 up to 30th June 1929—cont.

Serial number and name of institution.	Nature of contention.		Nature of disposal.
	(1) Private.	(2) Low Income.	
	(3) Excepted.	(4) Math or temple.	
	(5) Charitable or religious.		
<i>Tanjore District—cont.</i>			
4. Sri Viswanathaswami temple, Aparanathari, Negapatam Taluk	Income Rs. 250.	below	Public and Act applies.
5. Sri Sreenivasaperumal temple, Kambayanatham, Papanasam Taluk.	Excepted.	Excepted.
6. Sri Arunachaleswaraswami temple, Vadapathimangalam, Mannargudi Taluk.	Do.	Public and excepted.
7. Sri Kailasanathar temple, Palaiyur, Mannargudi Taluk.	Private	Public and Non-excepted.
8. Sri Agastheswaraswami temple, Kapisthalam, Papanasam Taluk.	Do.	Public and Act applies and excepted.
9. Sri Dakshinapuriswaraswami Thalayadarcovil Pattu, Mayavaram Taluk.	Do.	Public and Act applies.
10. Sri Gnanasakthi Vinayakar, Mannukkumundan, Mannargudi Taluk.	Excepted	Non-excepted.
11. Sri Viswanathaswami temple, Sivarampuram, Mayavaram Taluk.	Income Rs. 250.	below	Public and Act applies.
12. Sri Valununeswarar and Kathayeeamman temples, Majili, Negapatam Taluk.	(a) Income less than Rs. 250. (or) (b) Excepted.		Act applies and non-excepted.
13. Sri Bhuvaneshwaraswami temple, Alappirandan, Aranthang; Taluk.	Income Rs. 250.	below	Act applies.
14. Sri Swarnapuriswaraswami and Sugavasi Narayanaperumal, Athur, Mayavaram Taluk.	Excepted	Excepted.
15. Sri Jagannatha Pillayar temple, Kumbakonam.	Do.	Non-excepted.
16. Sri Bairavanathaswami temple, Melapatur, Mannargudi Taluk.	Do.	Do.
17. Sri Jagadiswaraswami temple, Ogaiperaiyur, Mannargudi Taluk.	Income Rs. 250.	below	Act applies and non-excepted.
18. Sri Venugopalaswami temple, Mannargudi.	Excepted	Non-excepted.
19. Sri Bajagopalaswami temple, Manojiappanchavady, Papanasam Taluk.	Do.	Excepted.
20. Sri Mariamman temple, Olugumangalam, Mayavaram Taluk.	Do.	Do.
21. Sri Bajavinayakar temple, Ramapuram, Mannargudi Taluk.	Do.	Non-excepted.

STATEMENT VI-B—cont.

Statement showing the names of institutions in respect of which disputes under section 84 were disposed of by the Board during the period from 1st July 1928 up to 30th June 1929—cont.

Serial number and name of institution.	Nature of contention.		Nature of disposal.		
	(1) Private.	(2) Low income.	(3) Excepted.	(4) Math or temple.	(5) Charitable or religious.
<i>Tanjore District—cont.</i>					
22. Sri Varamtharumperumal temple, Sathara Street, Kumbakonam.	(a) Private,	(b) Income below Rs. 250.	Public applies	Act and	
	(c) Excepted.	...	excepted.		
23. Sri Dakshinapuriswararswami temple, Thalayudayarcoilpattu, Mayavaram Taluk.	Do.	...	Do.		
24. Sri Lakshminarayanawami temple, Nedamangalam, Mannargudi Taluk.	Do.	...	Non excepted.		
25. Sri Viswanathaswami temple, Aparanathari, Negapatam Taluk.	Do.	...	Do.		
26. Sri Viswanathaswami temple, Sivaramapuram Village, Madir-mangalam vattam, Mayavaram Taluk.	Do.	...	Do.		
27. Sri Kailasanathaswami temple, Musiri, Pattukkottai Taluk.	Do.	...	Do.		
28. Sri Purushothamaswami temple, Nangur, Shiyali Taluk.	Do.	...	Excepted.		
29. Sri Gudikatha Mariamman temple, Valaiyapettai, Kumbakonam Taluk.	(1) Income below Rs. 250.	(1) Act applies.	(2) Non-ex-		
	(2) Excepted.	cepted.			
30. Sri Sundaeswaraswami temple, Maligaithidal, Papanasam Taluk.	(1) Private.	Public	Act		
	(2) Income below Rs. 250.	applies.	Non-		
	Excepted	excepted.			
31. Sri Varadarajaperumal and Vajras-thambeswarar temples, Kilakatur, Kumbakonam Taluk.	Income below Rs. 250.	Public	Act		
	Excepted.	applies	and		
32. Sri Umapathiswararswami and other temples, Pandithakkudy village, Mannargudi Taluk.	Income below Rs. 250.	Do.	non-excepted.		
33. Sri Kamakshiyamma temple, Kumbakonam.	Income below Rs. 250.	Do.			
	Excepted.				
34. Sri Rajagopalaswami temple, Ammayappan, Nannilam Taluk.	Income below Rs. 250.	Act applies.			
35. Sri Viswanathaswami temple, Anakudy, Kumbakonam Taluk.	Excepted	...	Non-excepted.		
36. Sri Ikshupuriswaraswami temple, Koilvenni, Mannargudi Taluk.	(1) Income below Rs. 250.	(1) Act applies.	(2) Excepted.		
	(2) Excepted.				
37. Sri Bairavanathaswami temple, Melaputtur, Mannargudi Taluk.	Excepted (Review).	Excepted.			
38. Sri Pushpavaniswaraswami temple, Poondi, Papanasam Taluk.	Income below Rs. 250.	(1) Act applies.	(2) Excepted.		
39. Sri Viswanathaswami temple, Ammapet, hamlet of Thirukkodi-kaval, Kumbakonam Taluk.	Private	Public	Act		
	...	applies.	Ex-		
	...	cepted.			

STATEMENT VI-B—cont.

Statement showing the names of institutions in respect of which disputes under section 84 were disposed of by the Board during the period from 1st July 1928 up to 30th June 1929—cont.

Serial number and name of institution.	Nature of contention.		Nature of disposal.
	(1) Private.	(2) Low income.	
	(3) Excepted.	(4) Math or temple.	
	(5) Charitable or religious.		
<i>Tanjore District—cont.</i>			
40. Sri Purathanavaneeswaraswami Thiruchittambalam, Pattukkottai Taluk.	Excepted	Non-accepted.
41. Sri Krishnaswami temple, Adururai, Kumbakonam Taluk.	Income Rs. 250.	below	Public Act applies. Non-accepted.
42. Sri Hanumar temple, Sivaganga Fort, Tanjore.	Do.	Income below Rs. 250. Act does not apply.
43. Sri Subrahmanyaswami temple, Thiruvadhakazhi, Mayavaram Taluk.	Excepted	Excepted.
44. Sri Sivan temple, Killiyur, Nannilam Taluk.	(1) Income Rs. 250. (2) Excepted.	below	(1) Act applies. (2) Excepted.
45. Sri Bajarajeswaraswami temple, Lakshminarayanapuram, Mayavaram Taluk.	Excepted	Excepted.
46. Sri Arunachaleswaraswami temple, Valangiman, Papanasam Taluk.	Do.	Do.
47. Sri Siva and Perumal temple, Sathanur, Tanjore Taluk.	Private and accepted.	Ex-	Proceedings dropped.
48. Sri Hanumar Temple, Sivaganga Fort.	Income Rs. 250.	below	Outside the scope of the Act.
<i>Trichinopoly District.</i>			
1. Sri Naganathaeswarar, Kuzhumani, Trichinopoly Taluk.	Income Rs. 250.	below	Outside the scope of the Act.
2. Sri Lakshminarayana Perumal, T. Valavanur, Trichinopoly Taluk.	Excepted	Non-accepted. Trustee hereditary.
3. Sri Karpagavinayakar, Vyrichettipalayam, Musiri Taluk.	Do.	Non-accepted.
4. Do. do.	Review of 1929.	B.O. 37/	Excepted one.
5. Sri Varadarajaperumal temple, Kamarasavalli, Udaiyarpalayam Taluk.	Private	Do.
6. Sri Venkateswarar and Varadarajaperumal temple, Kothavalchavady, Trichinopoly Taluk.	Excepted	Excepted.
7. Sri Thillai Ganesar, Marudur, Lalgudi Taluk.	Act does not apply.		Act applies.

STATEMENT VI-B—cont.

Statement showing the names of institutions in respect of which disputes under section 84 were disposed of by the Board during the period from 1st July 1928 up to 30th June 1929—cont.

Serial number and name of institution.	Nature of contention.		Nature of disposal.
	(1) Private.	(2) Low income.	
	(3) Excepted.	(4) Math or temple.	
	(5) Charitable or religious.		
<i>Trichinopoly District—cont.</i>			
8. Sri Chokanathaswami temple, Gangavadanganallur, Udayar-palayam Taluk.	Income below Rs. 250.		Act applies. Non-excepted.
9. Sri Kulandalamman temple, Pularbadi, Lalgudi Taluk.	Suo motu	Non-excepted.
10. Sri Kamakshiamman temple, Vyrichettipalayam, Musiri Taluk.	Private and income below Rs. 250.		Public Act applies and non-excepted.
11. Sri Kothandaramaswami temple, Sanaparatti, Karur Taluk.	Excepted	Non-excepted.
12. Sri Lakshminarayanaperumal temple, Musiri	Private	Public Act applies and excepted.
13. Sri Kasivisvanathaswami and Madavaperumal temples, Kudapalli, Lalgudi Taluk.	Review of order declaring temples non-excepted.		Excepted.
14. Sri Subrahmaniaswami temple, Jambunathapuram, Musiri Taluk.	Private	Act applies. Public and non-excepted.
15. Sri Karunigiranathaswami temple, Kadavur, Kulittalai Taluk.	Excepted	Excepted.
16. Sri Lakshminarayanaperumal, Javinthipuram, Lalgudi Taluk.	Suo motu	Non-excepted.
17. Sri Pasupathiswarar and Varadarajaperumal, Uppiliyapuram Musiri Taluk.	Excepted	Excepted.
18. Sri Pasupathiswarar temple, Kottathur, Musiri Taluk.	Suo motu	Act applies.
19. Sri Kasiviswanathaswami temple, Sobhanapuram, Musiri Taluk.	Excepted	Non-excepted.
20. Sri Kasiviswanathaswami temple, Sirumayangudi, Lalgudi Taluk.	Act does not apply.		Act applies and non-excepted.
21. Sri Naganathiswarar temple, Nanjaipugalur, Karur Taluk.	Suo motu	Act applies.
22. Sri Hanumantharayaswami, Lakshminarasimhaswami, Raghavendraswami temples, Nanjaipugalur, Karur Taluk.	Private	Public and excepted.
23. Sri Varadarajar and Sanjivirayar temples, Chettikulam, Perambalur Taluk.	Excepted	Non-excepted.

STATEMENT VI-C.

(Vide paragraph 19 of the report.)

Statement showing the number of temples specially brought under the Act, though the income is less than Rs. 250, during the period from 1st July 1928 up to 30th June 1929.

Name of district and taluk.	Number of temples.	Name of district and taluk.	Number of temples.
Chittoor—		Vizagapatam—	
Kalahasti Division ...	1	Bobbili	1
Cuddapah—		Guntur—	
Kamalapuram	2	Palnad	1
Anantapur—		Salem—	
Gooty	10	Uttangarai	1
Kurnool—		Madura—	
Cumbum	1	Tirumangalam	1
Dhone	1	South Kanara—	
Koilkuntla	4	Mangalore	1
Kurnool	2	North Arcot—	
Markapur	3	Arkonam	1
Nandikotkur	4	Vellore	1
Nandyal	3	Trichinopoly—	
Bellary—		Trichinopoly	2
Hospet	1	Perambalur	5
Ganjam—			
Chatrapur	6		
Chicacole	1	Total	53

STATEMENT VII.

(Vide paragraph 20 of the report.)

Statement showing the progress made in respect of the maintenance of registers of properties, etc., of temples and maths as required by section 38 of the Act from 1st July 1928 to 30th June 1929.

Serial number and name of district.	Number of returns received excluding those submitted during the previous fash and resubmitted after revision in accordance with further instructions.		Total number examined and accepted during the fash (including some received during the previous faslis).		Total number returned for revision or completion.	
	Temples.	Maths.	Temples	Maths.	Temples.	Maths.
1. Nellore	3	2	..
2. Chittoor	1	1	..
3. Anantapur	1	1
4. Kurnool	8	..
5. Bellary	1	..
6. Ganjām	2	2	..
7. East Gōdāvāri	1	..	1	..	1	..
8. West Gōdāvāri	2	..	3	..	4	..
9. Salem	3	..	3	..	3	..
10. Coimbatore	11
11. Madura	9	..	6	..	6	..
12. Rāmnād	*64	..	2	..	10	..
13. Tinnevely	13	..	7	..	7	..
14. Malabar	2
15. South Kanara	† 1	..	1
16. Chingleput	13	..	4	..	9	..
17. South Arcot	66	..	56	..	10	..
18. North Arcot	3	..	1	..	2	..
19. Tanjore	87	..	85	..	12	..
20. Trichinopoly	24	..	6
Total ...	310	1	175	..	78	1

* 54 returns under section 38 have been received from the Sivaganga Estate temples under Court of Wards and are being examined.

† Returns submitted in regard to one temple have not been examined as the temple concerned has been claimed as private.

STATEMENT VIII-A.

(Vide paragraph 22 of the report.)

Statement showing the list of institutions in respect of which, for special reasons, the Board arranged for the audit of accounts up to 30th June 1929.

Serial number and district.	Names of temples.
1. Nellore	Sri Kodandaramaswami, Buchireddipalem, Kovur Taluk.
2. Chittoor	Specific endowment of Addanku charities—Sri Venkateswaraswami, Tirumalai.
3. Nellore	Sri Nageswaraswami, Minagallu, Kovur Taluk.
4. Bellary	Sri Virupakshaswami, Hampi.
5. Kurnool	Sri Narasimhaswami, Ahobilam.
6. Ganjam	Sri Venkateswaraswami, Berhampur.
7. Do.	Sri Ramalingeswaraswami, Berhampur.
*8. Do.	Sri Jatadharewaraswami, Berhampur.
9. Do.	Sri Kothandaramaswami, Chicacole.
*10. Do.	Sri Gopinathaswami, Narendrapur, Chatrapur Taluk.
11. Do.	Sri Narayanaswami, Narayanapatna.
12. Do.	Sri Jagannadhaswami, Kullada.
13. Do.	Sri Raghunathaswami, Nettanga.
14. Do.	Sri Vasudevaswami, Boropalle, Gumsur Taluk.
*15. Do.	Sri Gopinathaswami, Benepalle, Gumsur Taluk.
*16. Do.	Sri Jagannadhaswami Math at Kanchili, Sompeta Taluk.
*17. Do.	Sri Madanamohanaswami, Parlakimedi.
18. Do.	Sri Radhakrishnaswami, Adiviragunathapur, Berhampur Taluk.
*19. Do.	Sri Lakshminarayanaswami, Kaspa Street, Berhampur.
*20. Do.	Sri Devi Math, Parlakimedi.
21. Do.	Sri Raghunadhaswami, Jagannadhaprasad, Gumsur Taluk.
22. Do.	Sri Jagannadhaswami and Raghunadhaswami, Surada.
23. Do.	Sri Krishnachandra Math, Berhampur.
24. Do.	Sri Haradakhandi Math, Berhampur.
25. Do.	Sri Gopaldaswami Math, Branch of Hardakhandi Math, Chatrapur Taluk.
26. Do.	Sri Raghunathaswami Math, Branch of Hardakhandi Math, Sanno Sadara, Aska Taluk.
27. Do.	Sri Gopinathaswami Math, Branch of Hardakhandi Math, Jiluba, Kodala Taluk.
28. Do.	Sri Lakshmana Balaji Math, Branch of Hardakhandi Math, Bellugunta.
29. Do.	Sri Raghunadhaswami Math, Branch of Hardakhandi Math, Attagada Taluk.
30. Do.	Sri Patitapavanapath, Branch of Hardakhandi Math, Puri.
*31. Do.	Sri Raghunadhaswami Math, Dengpodoro, Aska Taluk.
*32. Do.	Sri Gopinadhaswami temple, Krupasindhupoor, Berhampur Taluk.
*33. Do.	Sri Radhasyana Math, Pudamari, Aska Taluk.
*34. Do.	Sri Radhamadhabo and Gopaljee Maths, Kondadevuli, Aska Taluk.
*35. Do.	Sri Gopinadha Mahaprabho temple, Talasingi, Gumsur Taluk.
*36. Do.	Sri Chaitanya Nityananda temple, Nimmakhandipanto, Berhampur.
*37. Vizagapatam	Sri Kanyakaparnameswari, Vizagapatam.
38. Do.	Sri Venkateswaraswami, Vaddhadi Veeravalli Taluk.
39. Do.	Sri Bheemeswaraswami, Vizagapatam.
40. Do.	Sri Raja Rajeswari Alayam at Vizagapatam.
41. Do.	Sri Kanyakaparnameswari, Vijianagaram.

* Indicates institutions in respect of which audit was arranged for in fasli 1338.

STATEMENT VIII-A—cont.

Statement showing the list of institutions in respect of which, for special reasons, the Board arranged for the audit of accounts up to 30th June 1929—cont.

Serial number and district.	Names of temples.
42. Vizagapatam ...	Sri Dada Anjaneyaswami, Vijjanagarani.
43. Do. ...	Sri Venkateswaraswami, Balijipeta, Bobbili Taluk.
*44. West Gōdāvāri ...	Sri Uma Agastheeswaraswami, Penumadam, Narasapur Taluk.
*45. Do. ...	Sri Madanagopalaswami, Ballipadu, Tanuku Taluk.
*46. Do. ...	Sri Rameswaraswami, Nattarameswaram, Tanuku Taluk.
*47. Do. ...	Sri Venkateswaraswami, Dwarakathirumalai, Ellore.
48. Do. ...	Sri Ramalingeswaraswami, Kanwai Agraharam, Nidavole Taluk.
49. Kistna ...	Sri Sitharamaswami, Buthayyapeta Masulipatam, Bandar Taluk.
*50. Do. ...	Sri Durgamalleswaraswami, Bezwada.
*51. Do. ...	Sri Bhogeswaraswami, Vinnakota, Gudivada Taluk.
52. Guntūr ...	Sri Durgajeeveswaraswami, Razole, Repalle Taluk.
*53. Do. ...	Sri Chintamma, Kollur, Tenali Taluk.
54. Do. ...	Sri Sangameswaraswami, Sangamjagarlamudi, Tenali Taluk.
55. Do. ...	Sri Sidhiganapathi, Vellatur, Repalle Taluk.
*56. Do. ...	Sri Lakshminarasimhaswami, Ramachandrapuram Agraharam, Guntūr, Guntūr Taluk.
*57. Do. ...	Sri Chennakesavaswami and Sri Veerabhadraswami, Macherla, Palnad Taluk.
58. Do. ...	Sri Madanagopalaswami, Chivaloor, Tenali Taluk.
59. Do. ...	Sri Aretamma, Anantavaram, Tenali Taluk.
60. East Gōdāvāri ...	Sri Lakshminarasimhaswami, Korukonda, Rajahmundry Taluk.
*61. Do. ...	Sri Sitharamaswami, Cocanada.
*62. Do. ...	Sri Golingeswaraswami, Bicavole, Ramachandrapur Taluk.
*63. Do. ...	Sri Kesavaswami and Gopalaswami, Ryali, Razole Taluk.
64. Do. ...	Sri Sitharamaswami, Rajahmundry.
*65. Do. ...	Sri Someswara and Gopalaswami, Vella, Ramachandrapur Taluk.
*66. Do. ...	Sri Hari Haradulla Devasthanam, Mandapeta, Ramachandrapur Taluk.
*67. Do. ...	Sri Agastheeswaraswami, Tapeswaram, Ramachandrapur Taluk.
*68. Do. ...	Sri Janardhanaswami, Dowlaishweram, Rajahmundry Taluk.
69. Do. ...	Sri Kesavaswami and Gopalaswami, Kesavaram, Ramachandrapur Taluk.
70. Do. ...	Sri Venkateswaraswami, Vadapally, Razole Taluk.
*71. Do. ...	Sri Mahalingeswaraswami, Government Medapadu, Cocanada Taluk.
*72. Do. ...	Sri Visveswaraswami and Muktheswaraswami, Iyinavilli, Amalapur Taluk.
*73. Do. ...	Sri Muktheswaraswami, Tottaramudi, Amalapur Taluk.
*74. Do. ...	Sri Mooleswaraswami, Munganda Agraharam, Razole Taluk.
*75. Do. ...	Sri Koteswaraswami temple, Kutukuluru, Ramachandrapur Taluk.
76. Coimbatore ...	Sri Agastheeswaraswami, etc., Devasthanams at Dhara-puram, Dharapuram Taluk.

* Indicates institutions in respect of which audit was arranged for in fiscal 1929.

STATEMENT VIII-A—cont.

Statement showing the list of institutions in respect of which, for special reasons, the Board arranged for the audit of accounts up to 30th June 1929—cont.

Serial number and district.	Names of temples.
77. Rāmnād ...	Sri Agastheeswaraswami and Soundaranayagi Amman, Kottur, Sivaganga Taluk.
78. North Arcot ...	Sri Arunachaleswaraswami Devasthanam, Tiruvannamalai, Tiruvannamalai Taluk.
79. South Arcot ...	Sri Puthumariamman temple, Kurinjipadikuppam.
*80. Tanjore ...	Sri Vriddhapureeswaraswami temple, Thirupunavasal, Arantangi Taluk.
*81. Do. ...	Sri Karpaganathaswami, Karpaganatharkulam, Tirutturaippundi Taluk.
*82. Do. ...	Sri Akshyalingaswami, Kivalur, Negapatam Taluk.
*83. Do. ...	Sri Soundareswaraswami, Muttuapat, Tirutturaippundi Taluk.

* Indicates institutions in respect of which audit was arranged for in fasli 1338.

STATEMENT IX.

(Vide paragraph 26 of the report.)

Statement showing the religious institutions the incomes of which have been increased by the interference of the Board for the period from 1st July 1928 up to 30th June 1929.

Serial number and name of institution.	Nature of the orders issued by the Board.	Amount of original income.	Amount of increased income.
<i>Nellore District.</i>			
1. Sri Lakshminarasimbaswami temple, Indukurpet, Nellore Taluk.	20 putties and Rs. 170 cash.	30 1-10 putties and Rs. 265-14-0 cash. 649
2. Neelakanteswaraswami Kodurpau, Nellore Taluk.	...	246	649
3. Sri Bheemeswaraswami temple, Vangallu, Kovur Taluk.	...	4 putties and 2½ tooms.	5 putties and 4 tooms.
4. Sri Malleswaraswami temple, Indukurpet, Nellore Taluk.	...	1,900	2,700
5. Sri Veerabhadraswami temple, Indukurpet, Nellore Taluk.	...	390	575
<i>Anantapur District.</i>			
6. Sree Muddalapuram Anjaneyaswami temple, Undabanda, Gooty Taluk.	...	200	400
7. Sree Uru Anjaneyaswami temple, Gooty Taluk.	...	150	260
<i>Cuddapah District.</i>			
8. Sri Lakshminarayana Swami temple, Gundlur, Rajampet Taluk.	Auction of lands after extension of the Act.	180	300
9. Sri Agatiswaraswami temple, Gundlur, Rajampet Taluk.	Do.	180	280
10. Sri Chennakesavaswami temple, Madur, Pulivendla Taluk.	Auction of lands.	150	286
11. Sri Ramaswami and Narasimhaswami temples, Peddamudiyam, Jammalamadugu Taluk.	Do.	595	860
12. Sri Anjaneyaswami temple, Chinnamudiyam, Jammalamadugu Taluk.	Do.	350	370
13. Sri Kesavaswami temple, Peddakomerla, Jammalamadugu Taluk.	Do.	300	632

STATEMENT IX—cont.

Statement showing the religious institutions the incomes of which have been increased by the interference of the Board for the period from 1st July 1928 up to 30th June 1929—cont.

Serial number and name of institution.	Nature of the orders issued by the Board.	Amount of original income.	Amount of increased income.
<i>Bellary District.</i>			
14. Sri Lingaswami temple, Mylar, Hadagalli Taluk.	Supervision of dabbi, etc., collections.	RS. A P. 433 11 0	RS. 932
15. Sri Virupakshaswami temple, Hampi, Hospet Taluk.	Do.	1,434 8 0	6,350
16. Sri Mallikarjunaswami temple, Kuruvathi, Harpanahalli Taluk.	Do.	33 0 0	150
17. Sri Dodda Basaveswaraswami temple, Kurugodu, Bellary Taluk.	Do.	450 0 0	750
<i>Ganjām District.</i>			
18. Lakshmana Balaji Math, Gongu, Aska Taluk.	Appointment of interim trustee.	800 0 0	1,000
19. Gopinadhaswami temple at Krupasindhpur, Berhampur Taluk.	Leasing out of lands in public auction.	675 0 0	900
<i>East Gōdāvari District.</i>			
20. Sri Venkateswaraswami temple, Vadapalli, Bazole Taluk.	Dabbi collections supervised.	1,000 0 0	1,400
21. Specific endowments of Sri Janarthanaswami and Sri Agasthiswaraswami temples, Mandapeta, Ramachandrapur Taluk.	Lease of lands in open auction.	250 0 0	450
22. Sri Godada Bavajee Math, Rajahmundry Town, Rajahmundry Taluk.	Do.	550 0 0	700
23. Specific endowments of Sri Kesavaswami and other temples, Vaka-thippa, Ramachandrapur Taluk.	Do.	300 0 0	450
24. Sri Venugopala Swami temple, Penuguduru, Cocanada Taluk.	Do.	400 0 0	525

STATEMENT IX—cont.

Statement showing the religious institutions the incomes of which have been increased by the interference of the Board for the period from 1st July 1928 up to 30th June 1929—cont.

Serial number and name of institution.	Nature of the orders issued by the Board.	Amount of original income.	Amount of increased income.
<i>West Godāvāri District.</i>			
25. Sri Uma Agasthiswara-Swami temple in Penumadam, Narasapur Taluk.	Lease of lands in public auction.	RS. A. P. 1,360 0 0	RS. 3,500
26. Sri Venugopaldaswami temple, Seetharampuram, Narasapur Taluk.	Do.	650 0 0	1,600
<i>Tanjore District.</i>			
27. Sri Varadarajaperumal temple, Valathur, Papanasam Taluk.	Lease of lands in open auction.	1,250 0 0	2,832

STATEMENT X.

(Vide paragraph 27 of the report.)

(i)

Statement showing resumption proceedings in respect of inam lands dealt with from 1st July 1928 up to 30th June 1929.

Serial number and name of temple.	Proposals for resumption by Revenue Department.	Cases of actual resumption by Revenue Department.	Remarks as to the action taken by the Board.
<i>Chittoor District.</i>			
1. Sri Konetrirayaswami temple, Keelapatla, Pinganoor Division.	Pending	Dangerous portions of the temple have been restored. Trustee directed to complete the other repairs as soon as possible.
2. Sri Prasanna Venkateswaraswami temple, Avulapalli, Pinganoor Division.	Do.	Trustee instructed to take necessary action.
3. Sri Venugopala-swami temple, Kangundi Division.	Do.	Scheme settled and trustee having taken action resumption proposals have been finally dropped by the Revenue authorities.
<i>Nellore District.</i>			
4. Sri Varadarajaswami temple, Nelattur, Nellore Taluk.	Pending	Inspector asked to report.
<i>Cuddapah District.</i>			
5. Sri Kodandaramaswami temple, Vontimitta, Siddhout Taluk.	Pending	Services have been revised and the Collector has been addressed to drop resumption proceedings.
<i>Kurnool District.</i>			
6. Sri Malleswaraswami temple, Jutur, Nandikotkur Taluk.	Pending	Extension of the Act is awaited.
7. Sri Gangamma temple at Dhone Taluk.	Do.	Act extended. The District Temple Committee, Kurnool, after its re-constitution will be addressed to appoint a trustee.
8. Sri Venugopala-swami temple, Millampalli, Markapur Taluk.	Do.	Extension of the Act is awaited.

STATEMENT X—cont.

(i)—cont.

Statement showing resumption proceedings in respect of inam lands dealt with from 1st July 1928 up to 30th June 1929—cont.

Serial number and name of temple.	Proposals for resumption by Revenue Department.	Cases of actual resumption by Revenue Department.	Remarks as to the action taken by the Board.
<i>Kurnool District—cont.</i>			
9. Sri Purushothamaswami at Ramapuram and Sri Venkataramanaswami and Anjaneyaswami temples at Singavaram, Nandyal Taluk.	Pending	Act extended. A trustee will be appointed by the committee after its re-constitution.
<i>Bellary District.</i>			
10. Sri Anjaneyaswami temple, Belgodu, Hospet Taluk.	Pending	The trustee having taken necessary action to repair the temple. The resumption proposals were dropped.
11. Sri Anjaneyaswami temple, Mylapuram, Hospet Taluk.	Do.	Fresh trustee appointed and the temple renovated. The resumption proposals were dropped.
<i>Guntur District.</i>			
12. Sri Lakshminarayanaswami temple, Nallur, Repalle Taluk.	...	Resumed ...	Revenue Board addressed to cancel the resumption.

STATEMENT X—cont.

(ii)

Statement showing the further stages, if any, of cases mentioned in Statement X of the Third Administration Report.

Serial number in the Third Administration Report and name of temple.	Remarks.
<i>Guntūr District.</i>	
1. Sri Sakleswaraswami temple, Nadur, Bapatla Taluk.	} The trustee has been addressed to start legal proceedings after taking competent advice.
2. Anantakodandaramaswami temple, Karumani, Ongole Taluk.	
3. Sri Chennakesavaswami and Sri Visweswaraswami temples, Liugamgunta, Ongole Taluk.	
<i>Anantapur District.</i>	
7. Sri Narasimhaswami temple, Jwalapuram, Dharmavaram Taluk.	Pending.
9. Sri Lakshmi Chennakesavaswami temple, Dharmavaram.	Revenue Board also refused reassignment of assessment. Review petition to the said Board by trustee pending.
10. Sri Ramaswami temple, Atmakur	Collector requested to drop proceedings as the case was not one calling for resumption.
<i>Cuddapah District.</i>	
14. Sri Varadarajaswami temple, Chitvel, Rajampet Taluk.	The inams have been restored to the servicedars and services regularly revived. Collector addressed to drop resumption proceedings.
15. Pushpagiri Math, Inams at Rayalcheruvu, Tadpatri Taluk.	Pending.
16. Sri Ranganadhaswami temple, Pulivendla ...	Do.
17. Sri Prasanna Venkateswaraswami temple, Chennai, Cuddapah Taluk.	Do.
<i>Chittoor District.</i>	
18. Sri Venugopaldaswami temple, Kandur, Punganur Division.	The trustee proposes to take steps early.
20. Mahanti Math, Punganur, Punganur Division.	Pending.
21. Pedda Math, Punganur, Punganur Division	Trustee proposes to take early steps.
22. Gundugal, branch of Pedda Math	Do.
23. Nakkabanda, branch of Pedda Math	Do.
25. Sri Veerabhadraswami temple, Gonugur, Kangundi Division.	Scheme settled. Services restored. Half the lands redeemed; arrangements made for redeeming the rest by filing suits, if necessary.
32. Sri Venugopaldaswami temple, Chowdepalli.	} The zamindar trustee proposes to file civil suits.
33. Sri Bhimeswaraswami temple, Bhimagani-palli.	
34. Sri Janardanaswami temple, Ramasamudram.	
35. Sri Chennakesavaswami temple, Gundlur, Vayalpad Taluk.	Net assessment reassigned.

STATEMENT X—cont.

(ii)—cont.

Statement showing the further stages, if any, of cases mentioned in Statement X of the Third Administration Report—cont.

Serial number in the Third Administration Report and name of temple.	Remarks.
<i>Nellore District.</i>	
36. Sri Skandapuri Janardhanaswami temple, Kandukur, Kandukur Taluk.	Pending.
37. Sri Kotiswaraswami temple, Kodur, Nellore Taluk.	Do.
38. Sri Thalpagiri Ranganadhaswami Ranganayakulapet, Nellore, Nellore Taluk.	Do.
39. Sri Prasanna Visweswaraswami temple, Mypad, Nellore Taluk.	Do.
40. Sri Sangameswaraswami temple, Sangam, Kovur Taluk.	Do.
<i>Kurnool District.</i>	
41. Sri Sunkalamma Devatha temple, Nandikotkur Taluk.	Further proceedings dropped.
42. Sri Iswaraswami, etc., temples, Pasupula, Kurnool Taluk.	Pending with the committee.
43. Sri Anjaneyaswami Poleramma Devatha and Vullabhaswami temples at Vemulakota, Markapur Taluk.	Act extended and the trustee advised to take necessary steps.
44. Sri Chennakesavaswami temple, Peddakandukur, Cumbum Taluk.	Pending.
45. Sri Venkateswaraswami and Sri Anjaneyaswami temples, Ramapuram, Nandyal Taluk.	Act extended. A trustee will be appointed by the Committee after its re-constitution.
46. Sri Anjaneyaswami temple, Nandyal ...	Pending.

(iii)

Statement showing the further stages, if any, of cases mentioned in Statement X of the Second Administration Report.

Serial number in the Second Administration Report and name of temple.	Remarks.
<i>Cuddapah District.</i>	
6. Sri Anjaneyaswami temple, Chinnaorampadu.	Further investigation showed that no action was necessary.
7. Sri Bhavanisankaraswami temple, Chinna-cheppalli, Kamalapuram Taluk.	Committee has taken necessary action and addressed the Revenue authorities for reassignment of assessment.
8. Sri Madanagopalswami temple, Peddanna-puram, Kamalapuram Taluk.	Do.
9. Sri Bhogadi Gangamma temple, Animela, Kamalapuram Taluk.	Suit filed by the trustee was dismissed on technical grounds and he was advised to file a fresh suit.
12. Sri Chennakesavaswami temple, Alayalpedu, Pulivendla Taluk.	Pending action by the committee.

STATEMENT X—cont.

(iii)—cont.

Statement showing the further stages, if any, of cases mentioned in Statement X of the Second Administration Report—cont.

Serial number in the Second Administration Report and name of temple.	Remarks.
<i>Nellore District.</i>	
14. Sri Lakshminarasimhaswami temple, Tiruvichipad, Kovur Taluk.	Resumption proposals dropped.
15. Sri Pattanadeswaraswami temple, Koruturu, Nellore Taluk.	Settlement of a scheme pending with the Board; directions will be given in the scheme for necessary action.
17. Sri Chennakesavaswami temple and Sri Malleswaraswami temple, Bitragunta, Kandukur Taluk.	Pending.
18. Sri Lakshminarasimhaswami temple, Singaroyakonda, Kandukur Taluk.	A fresh trustee has recently been appointed by the Court and early action is promised.
19. Sri Chennakesavaswami temple, Pelleru, Atmakur Taluk.	Pending.
<i>Bellary District.</i>	
20. Sri Chatragudi Anjaneyaswami temple, Halaharivi, Alur Taluk.	Committee proposes to file a suit itself.
<i>Kurnool District.</i>	
21. Sri Anjaneyaswami temple, Bodducherla, Markapur Taluk.	Pending.
22. Asadi Inam, Thummalapenta, Koilkuntla Taluk.	Proceedings proposed to be dropped.
23. Inam at Pyapali, Dhone Taluk, relating to Pushpagiri math, Cuddapah.	Pending.

(iv)

Statement showing the further stages, if any, of cases mentioned in Statement X of the First Administration Report.

Serial number in the First Administration Report and name of temple.	Remarks.
<i>Guntur District.</i>	
4. Sri Malleswaraswami temple, Kutchellapad, Tenali Taluk.	Suit O.S. 3/28, still pending.
5. Sri Nageswaraswami temple, Duggirala	A draft agreement has been promised by the parties and is awaited. The matter is still pending.
<i>Nellore District.</i>	
6. Sri Malleswaraswami, Sri Narasimhaswami and Sri Virabhadraswami temples at Indurpet.	Pending appeal in the District Court.
7. Sri Kylesanadhaswami, Gangapatnam	Still pending.
8. Varakavipudi temple	Do.
9. Sri Moolasthaneswaraswami temple, Moolapet.	Suit filed by the Board for modification of Court's scheme.
11. Sri Venuleswami temple, Virur	Pending.
12. Muthukur temple	Do.

STATEMENT X—*cont.*(iv)—*cont.*

Statement showing the further stages, if any, of cases mentioned in Statement X of the First Administration Report—*cont.*

Serial number in the First Administration Report and name of temple.	Remarks.
<i>Kurnool District.</i>	
13. Sri Amruteswaraswami temple, Kurnool ...	Pending.
14. Rudravaram village temple	Do.
16. Sri Lingamayya Devatha, Pedur	Do.
17. Sri Eswaraswami temple, Bolavaram	Do.
18. Sri Eswaraswami temple, Gotlur	Do.
19. Sri Anjaneyaswami temple, Bhujanur	Do.
20. Sri Anjaneyaswami temple, Guttapad	Do.
21. Sri Siddhi Nandeswaraswami, Gangavaram.	Do.
22. Sri Siddheswaraswami and Sri Chennakesavaswami temples, Gundumallam, Koilkuntla Taluk.	Do.
<i>Chittoor District.</i>	
23. Sri Ellama Dhity, Kangundi	Pending appeal in the High Court.
24. Sri Kalamma temple, Kangudi	Dispute settled out of court and the possession of lands has been recovered.
<i>Cuddapah District.</i>	
25. Sri Chennakesavaswami and Sri Anjaneyaswami temples, Gollalagudur, Pulivendla Taluk.	Pending.
<i>Anantapur District.</i>	
26. Sri Swayameswaraswami temple, Munimadugu, Penukonda Taluk.	Temple repaired and arrangements made for the installation of the deity and the revival of services.

STATEMENT XI.

STATEMENT XI.

(Vide paragraph 28 of the report.)

Administrative orders passed by the Board under Section 18 of the Act from 1st July 1928 up to 30th June 1929.

(1)	(2)	(3)	(4)	(5)	(6)	(7)	(8)	(9)	(10)	(11)	(12)	(13)	(14)
Serial number.	Name of district.	General upkeep of the temple, repairs and renovations.	Maintenance and audit of accounts.	Allocation of income.	Investment of funds.	Recovery of temple lands.	Separation of archakaship from trusteeship.	Auction of temple lands to the highest bidder.	Advice regarding imprudent transactions.	Conduct of temple affairs during extraordinary occasions.	Appointment of trustees.	Miscellaneous.	Total.
1	Nellore ...	15	8	3	2	9	1	16	13	7	74
2	Chittoor ...	21	6	4	5	10	3	9	18	11	87
3	Cuddapah ...	13	1	...	4	4	5	11	1	...	12	9	60
4	Anantapur ...	9	2	5	3	8	9	6	42
5	Kurnool ...	42	16	...	15	24	18	...	16	4	68	5	208
6	Bellary ...	22	12	...	12	10	20	...	9	6	235	2	328
7	Ganjām ...	90	30	...	25	20	...	28	22	30	245
8	Vizagapatnam ...	5	8	...	3	2	5	5	28

9	East Godāvari	43	39	28	36	33	...	38	5	1	12	15	250
10	West Godāvari	26	12	...	15	25	...	20	15	...	113
11	Kistna	18	18	11	12	8	...	18	2	87
12	Guntūr	35	3	...	4	30	33	...	1	2	4	11	123
13	Salem	4	1	...	1	3	3	2	6	20
14	Madura	3	1	...	4	3	7	18
15	Tinnevely	5	...	1	6	2	...	1	3	5	23
16	Bāmnād	1	...	1	2	4	8
17	Coimbatore	4	...	1	...	11	8	4	28
18	The Nilgiris	3	3
19	Malabar	8	2	2	2	28	42
20	South Kanara	4	1	...	15	20
21	South Arcot	3	2	1	1	6	11	24
22	Chingleput	1	2	...	1	5	8	17
23	North Arcot	1	...	1	1	1	3	4	11
24	Tanjore	7	13	1	2	3	...	2	9	22	59
25	Trichinopoly	3	3	3	...	1	8	9	27
Total		382	175	50	143	204	83	157	32	26	464	229	1,945

STATEMENT XII.

(Vide paragraph 31 of the report.)

Statement of schemes of administration settled by the Board for temples and maths under section 57 or 63 of the Act for the period from 1st July 1928 up to 30th June 1929.

Serial number and name of institution.	Initiative for action.	
	Suo motu.	On receipt of petition.
<i>Nellore District.</i>		
1. Sri Nageswaraswami temple, Minagallu, Kovvur Taluk.	...	Petition.
* 2. Sri Ramamandiram temple, Pothireddipalam, Kovvur Taluk.	...	Do.
* 3. Sri Kasi Visweswaraswami temple, Vattambedu, Sullurpet division, Gudur Taluk.	...	Do.
4. Sri Nageswaraswami and Sri Dhareswaraswami temples, Kodavalur Village, Kovvur Taluk.	...	Do.
* 5. Sri Kodandaramaswami temple, Chittedu, Gudur Taluk.	...	Do.
<i>Kurnool District.</i>		
1. Sri Sangameswaraswami temple, Sangameswaram, Nandikotkur Taluk.	Suo motu.	
2. Sri Bhogeswaraswami temple, Gadigarevula, Nandyal Taluk.	Do.	
3. Sri Madhavaswami temple, Gorantla, Kurnool Taluk.	Do.	
4. Sri Lakshmichennakesavaswami, Sri Veerabhadraswami, Sri Kanakagiri Narasimhaswami, Sri Mallamma Devatha, Sri Balarameswaraswami, Sri Chennaroyaswami and Sri Anjaneyaswami, temples at Owk, Koilkuntla Taluk.	Do.	
<i>Chittoor District.</i>		
* 1. Sri Virabhadraswami temple, Gonugur, Kangundi Division.	...	Petition.
* 2. Sri Bugga Math, Tirupati	Suo motu.	
<i>Anantapur District.</i>		
1. Sri Bollikonda Rangaswami temple and Sri Dhanakonda Lakshmi Devi temple, Thondapadu, Gooty Taluk.	Suo motu.	
2. Sri Venkataramaswami and other temples, Yellanur Village, Tadpatri Taluk.	...	Petition.
<i>Ganjām District.</i>		
1. Sri Anjaneyaswami temple, Humiri, Chattrapur Taluk.	...	Petition.
2. Sri Dadhivahanaswami temple, Ballipodaro, Gumsur Taluk.	...	Do.
3. Sri Raghunadhaswami temple and Gopinathaswami, Kasba Street, Berhampur.	...	Do.

* Indicates schemes settled under section 63. Rest settled under section 57.

STATEMENT XII—cont.

Statement of schemes of administration settled by the Board for temples and maths under section 57 or 63 of the Act for the period from 1st July 1928 up to 30th June 1929—cont.

Serial number and name of institution.	Initiative for action.	
	Suo motu.	On receipt of petition.
<i>Ganjam District—cont.</i>		
4. Sri Raghunadha Mahaprabho temple, Polasara, Kodala Taluk.	Suo motu.	
*5. Sri Narayanaswami math, Sariyapalli, Sompeta Taluk.	...	Petition.
6. Sri Narayana Devi temple, Phulta, Berhampur Taluk.	Suo motu.	
7. Sri Rudrakoteswaraswami temple, Sri Sitaramaswami temple, Sri Anjaneyaswami temple, Chicacole.	Do.	
8. Sri Jagannadamahaprabho temple, Kanaka Street, Purushottapur, Chatrapur Taluk.	...	Petition.
*9. Sri Raghunadaswami temple at Dengpodary, Aska Taluk.	...	Do.
*10. Sri Madamohanaswami temple at Katibrahmin Street, Parlakimedi.	...	Do.
11. Sri Balajiswami and Sri Venkateswaraswami temples at Bodabada Village, Ichchapur Taluk.	...	Do.
12. Sri Swayambeswaraswamivari temple, Jalumuri, Chicacole Taluk.	Suo motu.	
*13. Sri Mallikarjunaswami temple, Vasapa Agraharam, Parlakimedi Taluk.	...	Petition.
*14. Sri Jagannadaswami Math, Balaga, Chicacole Taluk.	Suo motu.	
15. Sri Radhakantaswami temple at Bhavanipur, Berhampur Taluk.	...	Petition.
16. Sri Raghunadhaswamivari temple, Haripur, Gumsur Taluk.	Suo motu.	
17. Sri Syamasundaraswamivari temple, Nuagada, Gumsur Taluk.	Do.	
18. Sri Madanagopalaswami temple, Ganjam, Chatrapur Taluk.	Do.	
*19. Sri Birinchi Narayanaswamivari temple, Buguda, Gumsur Taluk.	...	Petition.
20. Sri Someswaraswamivari and Dhavaleswaraswamivari temples, Gownju, Berhampur Taluk.	...	Do.
21. Sri Rathakrishna Mahaprabu at Ishobhandu, Chatrapur Taluk.	...	Do.
*22. Sri Vasudevamahaprabhu temple, Mandara, Gumsur Taluk.	...	Do.
23. Sri Jagannadhaswamivari, Sri Kasiviswanathaswamivari and Sri Chaitanyaswamivari temples, Uppalapatti, Chatrapur Taluk.	...	Do.
*24. Sri Kokila math, Parlakimedi	Do.
25. Sri Suryanarayanaswami temple, Arsavilli, Chicacole Taluk.	Suo motu.	
<i>Vizagapatam District.</i>		
1. Sri Viaweswaraswami temple, Penugolla, Sarvasiddhi Taluk.	Suo motu.	
2. Sri Bhimeswaraswami temple, Vizagapatam.	Do.	

* Indicates schemes settled under section 63. Rest settled under section 57.

STATEMENT XII—cont.

Statement of schemes of administration settled by the Board for temples and maths under section 57 or 63 of the Act for the period from 1st July 1928 up to 30th June 1929—cont.

Serial number and name of institution.	Initiative for action.	
	Suo motu	On receipt of petition.
<i>East Godāvāri District.</i>		
1. Sri Janarthanaswami and Sri Agatiswaraswami temples, Mandapeta, Ramachandrapur Taluk.	Suo motu.	
* 2. Sri Garudeswaraswami temple, Pathagannavaram, Razole Taluk.	...	Petition.
3. Sri Madanagopaldaswami temple, Polamuru, Ramachandrapur Taluk.	Suo motu.	
4. Sri Lakshminarayanawami temple, Biccavole, Ramachandrapur Taluk.	Do.	
5. Sri Kesavaswami and 9 other temples, Kesavaram, Ramachandrapur Taluk.	...	Petition.
6. Sri Janarthanaswami temple, Dowlashweram, Rajahmundry Taluk	Suo motu.	
7. Sri Atmaramalingeswaraswami temple, Polamuru, Ramachandrapur Taluk.	...	Petition.
* 8. Sri Godadogosayi math, Pushpagiri Ghat, Rajahmundry Town.	Suo motu.	
9. Sri Varuneswaraswami temple, Draksharama, Ramachandrapur Taluk.	Do.	
10. Sri Baleswaraswami temple, Gopalapuram, Razole Taluk.	Do.	
11. Sri Ramalingeswaraswami and Sri Venugopaldaswami temples, Ramachandrapur, hamlet of Podagathapalli, Razole Taluk.	Do.	
12. Sri Rajyalakshmi Amma and Sri Bangaramma temples, Dwarapudi, Ramachandrapur Taluk.	Do.	
13. Sri Rajagopaldaswami and Sri Visweswaraswami temples, Dwarapudi, Ramachandrapur Taluk.	Do.	
14. Sri Janarthanaswami, Sri Narasimhaswami, Sri Someswaraswami and Sri Palanambika Amma temples, Korimilli, Ramachandrapur Taluk.	...	Petition
15. Sri Malleswaraswami temple, Kothapalli, Razole Taluk.	Suo motu.	
16. Sri Madanagopaldaswami temple, Podagatlapalli, Razole Taluk.	Do.	
17. Sri Ramalingeswaraswami temple, Divila, Peddapur Taluk.	...	Petition.
* 18. Sri Umakoppeswaraswami temple, Palivela, Razole Taluk.	Suo motu	
19. Sri Venugopaldaswami, Sri Subrahmanyeswaraswami and Sri Vireswaraswami temples, Konkuduru, Ramachandrapur Taluk.	...	Petition
* 20. Sri Rajagopaldaswami temple, Kothakota, Ramachandrapur Taluk.	...	Do.
21. Sri Venugopaldaswami temple, Angara, Ramachandrapur Taluk.	Suo motu.	
22. Sri Venugopaldaswami and Agastheswaraswami temples, Arthamuru, Ramachandrapur Taluk.	...	Petition.

* Indicates schemes settled under section 63. Rest settled under section 57.

STATEMENT XII—cont.

Statement of schemes of administration settled by the Board for temples and maths under section 57 or 63 of the Act for the period from 1st July 1928 up to 30th June 1929—cont.

Serial number and name of institution.	Initiative for action.	
	Suo motu.	On receipt of petition.
<i>East Godāvāri District—cont.</i>		
23. Sri Nageswaraswami temple, Devarapalli, Razole Taluk.	Suo motu.	
*24. Sri Venugopalaswami temple, Penuguduru, Cocanada Taluk.	...	Petition.
25. Sri Kesavaswami and Sri Vigneswaraswami temples, Iyinvavilli, Amalapur Taluk.	Suo motu.	
26. Sri Kesavaswami temple, Muktheswaram, Amalapur Taluk.	Do.	
<i>West Godāvāri District.</i>		
1. Sri Sitaramaswami temple, Aratlakatta, Narasapur Taluk.	Suo motu.	
*2. Sri Ekambareswaraswami temple, Chivatam, Tanuku Taluk.	...	Petition.
3. Sri Pattabhiramaswami and Sri Markandeyaswami temples in Polamuru, Tanuku Taluk.	Suo motu.	
4. Sri Ramalingeswaraswami temple, Thaderu, Bhimavaram Taluk.	Do.	
5. Sri Sitaramaswami and Visweswaraswami temples, Madhavaram, Tadepalligudem Taluk.	...	Petition.
6. Sri Gopalaswami, Malleswaraswami, Aravambikadevi temples, Varighedu, Tanuku Taluk.	...	Do.
7. Sri Indireswaraswami and Kanaka Durga Amma temples, including Divi Salamma, Penumantra, Tanuku Taluk.	Suo motu.	
8. Sri Kesavaswami, Subrahmanyeswaraswami and Gokarneswaraswami temples in Underajavaram, Tanuku Taluk.	Do.	
9. Sri Kanaka Durga Ammavaru temple in the compound of Vireswaraswami's temple, Viravasaram, Bhimavaram Taluk.	...	Petition.
10. Sri Bhimeswaraswami temple, Kavalipuram, Tanuku Taluk.	...	Do.
11. Sri Siddheswaraswami, Venugopalswami, Anjaneyaswami and Poleramma temples, Attili, Tanuku Taluk.	Suo motu.	
12. Sri Madanagopalaswami temple, Tallapudi, Nidadavole Taluk.	Do.	
13. Sri Anantha Bhageswaraswami and Janardhanaswami temples, Vadapalli, Nidadavole Taluk.	...	Petition.
14. Sri Lakshminarasimhaswami, Gopalaswami, Thatakeswaraswami and Malleswaraswami temples, Relangi, Tanuku Taluk.	Suo motu.	
15. Sri Gowriswaraswami and Venugopalswami temples, Mortha, Tanuku Taluk.	Do.	

* Indicates schemes settled under section 63. Rest settled under section 57.

STATEMENT XII—cont.

Statement of schemes of administration settled by the Board for temples and maths under section 57 or 63 of the Act for the period from 1st July 1928 up to 30th June 1929—cont.

Serial number and name of institution.	Initiative for action.	
	Suo motu.	On receipt of petition.
<i>West Gōdāvari District—cont.</i>		
*16. Sri Madanagopalaswami temple, Ballipadu, Tanuku Taluk.	...	Petition.
17. Sri Someswaraswami and Venugopalaswami temples, Neggipudi, Tanuku Taluk.	...	Do.
<i>Kistna District.</i>		
1. Sri Ramalingeswaraswami and Sri Cheunkesavaswami temples at Kankipadu, Bezwada Taluk.	Suo motu.	
2. Sri Chidanandeswaraswami temple at Pamulapadu, Gudivada Taluk.	...	Petition.
3. Sri Chennakesavaswami temple at Talakatur, Bandar Taluk.	Suo motu.	
4. Sri Anandaramaswami and Sri Venugopalaswami temples at Krishnapuram, Gudivada Taluk.	Do.	
5. Sri Visweswaraswami temple at Talakatur, Bandar Taluk.	Do.	
*6. Sri Gopalaswami and Sri Kandeswaraswami temples at Viravalli, Gannavaram Taluk.	Do.	
*7. Sri Venugopalaswami temple at Vuyyur, Gannavaram Taluk.	...	Petition.
*8. Sri Bhogeswaraswami temple at Vinnakota, Gudivada Taluk.	Suo motu.	
*9. Sri Someswaraswami and Sri Venugopalaswami temples, Vanukuru, Gannavaram Taluk.	Do.	
10. Sri Gopalaswami temple at Mautena, Gannavaram Taluk.	Do.	
11. Sri Jagannadhaswami temple at Jagannadhapuram, Bandar Taluk.	Do.	
<i>Guntūr District.</i>		
1. Sri Kasiviswanathaswami temple, Oleru, Repalle Taluk.	Suo motu.	
2. Sri Madanagopalaswami with Rajyalakshmi-ammavaru and Sri Anjaneyaswami, Oleru, Repalle Taluk.	Do.	
3. Sri Venkateswaraswami temple, Madipad, Ongole Taluk.	Do.	
4. Sri Venugopalaswami temple, Pedapudi, Bapatla Taluk.	...	Petition.
*5. Sri Byragi Math, Ammanabrolu, Ongole Taluk.	Suo motu.	
6. Sri Chennakesavaswami temple including the shrine of Sri Ranganathaswami, Sri Vaikuntanathaswami and Sri Anjaneyaswami at Pernamitta, Ongole Taluk.	Do.	

*Indicates schemes settled under section 63. Rest settled under section 57.

STATEMENT XII—cont.

Statement of schemes of administration settled by the Board for temples and maths under section 57 or 63 of the Act for the period from 1st July 1928 up to 30th June 1929—cont.

Serial number and name of institution.	Initiative for action.	
	Suo motu.	On receipt of petition.
<i>Guntūr District—cont.</i>		
*7. Sri Virū temple, Karempudi, Palnad Taluk.	...	Petition.
8 Sri Chennakesavaswami temple, Karempudi, Palnad Taluk.	...	Do.
9. Sri Venugopalswami temple and Sri Sagareswaraswami temple, Madala, Sattenspalli Taluk.	Suo motu.	
10. Sri Someswaraswami and Sri Venugopalswami and Sri Gopalswami temples, Chinaraṅgavur, Tenali Taluk.	Do.	
11. Sri Lakshminarasimhaswami temple, Nallur, Repalle Taluk.	Do.	
12. Sri Janardanaswami temple, Rachavaripalem, Ongole Taluk.	...	Petition.
13. Sri Madanagopalswami and Sri Malleswaraswami temple, Yanamadala, Narasaraopet Taluk.	...	Do.
14. Sri Moolasthaneswaraswami, Bhramramba and Virabhadraswami temples, Inturu, Tenali Taluk.	Suo motu.	
15. Sri Someswaraswami, Pidaparuru, Tenali Taluk.	...	Petition.
16. Sri Chennakesavaswami temple, Modukur, Tenali Taluk.	Suo motu.	
17. Sri Chennakesavaswami temple Koditadiparru, Tenali Taluk.	Do.	
*18. Sri Ramalingeswaraswami temple, Koditadiparru, Tenali Taluk.	Do.	
19. Sri Kasivisweswaraswami, Sri Lakshminarasimhaswami and Sri Anjaneyaswami temples, Yazali, Repalle Taluk.	Do.	
20. Sri Lingodbhavaswami temple, Chemudupadu, Tenali Taluk.	Do.	
<i>Tinnevelly District.</i>		
1. Sri Subrahmanyaswami Devasthanam, Tiruchendur.	Suo motu.	
*2. Sri Sankara Bharathi Math, Manthitope, Koilpatti Taluk.	Do.	
<i>Coimbatore District.</i>		
1. Sri Visalakshi Sametha Visveswaraswami temple, Veerapandi, Gobichettipalayam Taluk.	...	Petition.
<i>Malabar District.</i>		
*1. Payyavur temple Kanhileri amsom, Chirakkal taluk, North Malabar.	Suo motu.	
*2. Guruvayur temple, Guruvayur, Ponnani Taluk, South Malabar.	...	Petition.

* Indicates schemes settled under section 63. Rest settled under section 57.

STATEMENT XII—cont.

Statement of schemes of administration settled by the Board for temples and maths under section 57 or 63 of the Act for the period from 1st July 1928 up to 30th June 1929—cont.

Serial number and name of institution.	Initiative for action.	
	Suo motu.	On receipt of petition.
<i>Chittoor District.</i>		
*3. Kapaleswaram temple, Pookode Amsom, Ponnani Taluk, South Malabar.	Suo motu.	
*4. Manchapra Ayyappan temple, Manchapra, Palghat Taluk, South Malabar.	Do.	
*5. Nhaloomchira Siva temple, Wallapuzha Amsom, Walluvanad Taluk, South Malabar.	Do.	
*6. Thirumulapalli temple Karalmanna, Walluvanad Taluk, South Malabar.	Do.	
7. Thirumittacode temple, Thirumittacode Amsom, Ponnani Taluk, South Malabar.	Do.	
<i>Chingleput District.</i>		
1. Gnanambal kattalai attached to Sri Kandaswamiar temple, Tirupporur, Chingleput District.	...	Petition.
2. Sri Sundareswaraswami temple, Kovur, Sriperumbudur Taluk.	...	Do.
3. Sri Paleeswaraswami temple, Tirupalaivanam, Ponneri Taluk.	...	Do.
4. Sri Hiruthayaleswarar temple, Tinnanur, Chingleput District.	...	Do.
<i>South Arcot District.</i>		
1. Sri Manjuneswaraswami temple, Kilputhupattu, Tindivanam Taluk.	Suo motu.	
2. Sri Ranganathaswami temple, Singavaram, Gingee Taluk.	Do.	
3. Thatha Chettiar kattalai attached to Sri Bhuvargaswami temple, Srimushnam, Chidambaram Taluk.	...	Petition
<i>North Arcot District.</i>		
1. Sri Benugambal Aruman temple, Padavedu, Polur Taluk.	...	Petition.
<i>Tanjore District.</i>		
*1. Sri Agartheeswaraswami temple at Koonoor Sri Kothandaramaswami temple at Kovilar. Sri Apathsagayeswaraswami temple at Kovilar. Sri Muthumariamman temple at Kovilar ... Sri Subrahmanyaswami temple at Vembapatti.	} Suo motu.	
*Sri Agastheeswaraswami temple at Naipugai all situated in the Zamindari of Ghandharvakottai, Pattukkottai Taluk.		

* Indicates schemes settled under section 63. Rest settled under section 57.

STATEMENT XII—cont.

Statement of schemes of administration settled by the Board for temples and maths under section 57 or 63 of the Act for the period from 1st July 1928 up to 30th June 1929—cont.

Initiative for action.

Serial number and name of institution.

Suo motu.	On receipt of petition.
-----------	-------------------------

Tanjore District—cont.

- | | | |
|---|--|-----------|
| 2. Sri Manthrapuriswaraswami temple, Kovilur, Tirutturaippundi Taluk. | Suo motu. | |
| 3. Sri Srinivasaperumal temple, Natchiar Kovil, Kumbakonam Taluk. Scheme for Swaminatha Pillai's endowments attached to the temple. | (Reference from the Temple Committee.) | |
| 4. Sri Sarangapaniswami temple, Kumbakonam. Scheme for Srinivaachariyar's endowment attached to the temple | Do. | |
| 5. Sri Akhalyalingaswami temple, Kivalur, Negapatam Taluk. | Suo motu. | |
| 6. Sri Saranathaswami temple, Tirucherai, Kumbakonam Taluk. Scheme for Ramanuja Ayyangar's endowment attached to the temple. | ... | Petition. |
| 7. Sri Dandayuthapaniswami temple, Pudukkadai, Nannilam Taluk. | Suo motu. | |
| 8. Sri Vriddhapuriswaraswami temple, Tiruppunavasal, Arantangi Taluk. | ... | Petition. |
| 9. Sri Santhanaramaswami and Sri Viswanathaswami temples, Nidamangalam, Mannargudi Taluk. | Suo motu. | |

Trichinopoly District.

- | | | |
|--|-----------|--|
| 194-A. Sri Kasiviswanathaswami temple, Sebana-puram, Musiri Taluk. | Suo motu. | |
|--|-----------|--|

* Indicates schemes settled under section 63. Rest settled under section 57.

STATEMENT XIII—*cont.*

Statement of institutions in connexion with which applications under section 73 of the Act for sanction to file suits were received and the nature of orders thereon for the period from 1st July 1928 up to 30th June 1929—*cont.*

Serial number and name of temple.	Person applying for sanction.	Relief sought.	Board's decision.		
			Sanction accorded or refused.	Administrative action.	No action considered necessary.
<i>Kistna District.</i>					
5. Sri Kodandaramaswami and Ramalingeswaraswami temples, Venuturumilli, Gudivada Taluk.	K. Narasimhan and another.	For the institution of a suit for the removal of the trustee.	Sanction accorded.		
6. Sri Rajeswaraswami temple at Ponukumada, Gannavaram Taluk.	Viramachaneni Sitaramabrahmam and two others.	To file a suit against the Village Munsif for the recovery of the temple lands in his possession.	Do.		
<i>Guntur District.</i>					
7. Sri Lakshminarasimhaswami temple, Kethavaram village, Sattena-palli Taluk.	V. Suryanarayana Rao ..	Sanction to file a suit to modify the scheme of administration settled for the temple in O.S. No. 981916 on the file of the Temporary Sub-Judge, Guntur.	Sanction accorded.		
<i>Coimbatore District.</i>					
8. Sri Agastiswaraswami, etc., Devasthanam, Dharapuram.	Muttuvenkataswami Nayakar and another, trustees of the temple.	For the recovery of the temple funds misappropriated by the ex-trustee.	Sanction accorded.		

Tinnevely District.

9. Sri Chokkalingaswami temple at Chintamani Sankarankoyil Taluk.	S. Pitchayya Pillai and another, trustees of the temple.	(i) For a declaration that the suit properties are the Arthajama Kattalai properties of the temple. (ii) For the removal of the defendant from the Hukdarship of the Kattalai (iii) For appointment of trustees of the temples as Hukdars of the Kattalai.	Sanction accorded.	
---	--	--	--------------------	--

Malabar District.

10. Vellora Chuzali Bhagavathi temple, Vellora Amsom, Chirakkal Taluk, North Malabar.	Kozhumal Chettadi Rerman Nayar.	To file a suit for the removal of trustees.	Sanction accorded.	
---	---------------------------------	---	--------------------	--

South Arcot District.

11. Sri Selliyamman, etc., temple, Vilakkupadi, Vriddachalam Taluk.	Ramaswami Padayachi and two others.	For the removal of the respondents from trusteeship and appointing fresh trustees.	No action considered necessary.
12. Sri Vedanarayana Perumal temple, Valayamadevi, Chidambaram Taluk.	Manikkam Pillai and others.	Do.	Since refused.		

Tanjore District.

13. Sri Vijayanathaswami temple, Vijayamangai, Papanasam Taluk.	Kadiresan Chettiayar ...	Appointment of new trustees, removal of the present trustee and recovery of alienated property.	Sanction accorded.	
---	--------------------------	---	--------------------	--

STATEMENT XIII--cont.

Statement of institutions in connexion with which applications under section 73 of the Act for sanction to file suits were received and the nature of orders thereon for the period from 1st July 1928 up to 30th June 1929--cont.

Serial number and name of temple.	Person applying for sanction.	Relief sought.	Board's decision.		
			Sanction accorded or refused.	Administrative action.	No action considered necessary.
<i>Trichinopoly District.</i>					
14. Sri Ranganathaswami temple, Srirangam, Trichinopoly Taluk.	Kovalagudi Singam Ayyangar and four others.	For a declaration that no portion of the temple funds or endowments belonging to the temple should be alienated to the payment of the Sukhavisis.	Sanction accorded.		
<i>Chingleput District.</i>					
15. Sri Nithyakalyanaswami temple, Tiruvidanthai, Chingleput Taluk	Viri Krishnappa Nayakan and another.	For the removal of 1st and 2nd respondents from trusteeship.	Sanction refused.		

STATEMENT. XIV.

(Vide paragraph 45 of the report.)

List of suits appeals or petitions filed against the Board from 1st July 1928 up to 30th June 1929.

Serial number.	Suit number.	Name of Court.	Name of plaintiff or petitioner.	Nature of the suits or the sections of the Act under which filed.	Nature of disposal.
1	O.S. 1/28 ...	District Court, Chittoor.	Sri Korukodu Karibasavaswamulavaru, Mahant of Sri Pedda Math, Punganur.	Section 63 (4)	Scheme filed by consent of both sides decreed by court with Board's costs.
2	O.P. 19/28 ...	Do.	Sri Madhura Dossjee Rameswara Dossjee Varu, Mahant of Sri Galigopuram Math, Tirupati.	Section 84 (2)	Pending.
3	O.S. 1/29 ...	Do.	Raja of Kalahasti, Trustee of Sri Prasanna Varadarajaswami temple, Kalahasti.	Section 63 (4)	Do.
4	O.P. 53/28 ...	District Court, Nellore.	Induru Subbarami Reddi and Induru Pattabhirami Reddi, Trustees of Sri Kothandaramaswami temple, Kondlapudi, Nellore Taluk.	Section 84 (2)	Dismissed with costs.
5	O.S. 56/28 ...	Do.	Bandi Viraraghava Reddi and Nagi Reddi, Seshu Reddi, Trustees of Sri Nageswara-swami temple, Minagalla, Kovur Taluk.	Section 57 (3)	Dismissed.
6	O.P. 46/29 ...	Do.	Veperi Gnanambal, next friend of Dhanakoti Mudaliyar, Trustee of Sri Kasi Viswanathaswami temple, Santhapet, Nellore.	Section 84 (2)	Pending.
7	O.P. 38/28 ...	District Court, Anantapur.	B. Varadaraja Ayyangar, Trustee of Sri Lakshmi Chennakesavaswami temple, Anantapur.	Do.	Do.

STATEMENT XIV—cont.

List of suits filed against the Board from 1st July 1928 up to 30th June 1929.

Serial number.	Suit number.	Name of Court.	Name of plaintiff or petitioner.	Nature of the suits or the sections of the Act under which filed.	Nature of disposal.
8	O.S. 19/28 ...	District Court, Ganjām.	Peddinti Satyanarayanachari, archaka of Sri Kothandaramaswami temple, Sompeta.	Section 57 (3)...	Pending.
9	O.S. 462/28 ...	District Munsif's Court, Aska.	Brojopanda, Krishnasaranpara, Sri Gopinathaswami temple, Krishnasaranpara, Gumsur Taluk.	To declare him as archaka of the temple.	Do.
10	O.S. 31/28 ...	District Court, Ganjām.	Mohana Bakshi, Sri Radharamanaswami temple, Parlakimedi, Radhakantaswami temple, Uppalada, Parlakimedi Taluk.	Section 57 (3)	Do.
11	O.S. 34/28 ...	Do.	Sitaramdoss Bavajee, Sri Jagannathaswami, etc., Maths, Berhampur, Ganjām District.	Section 63 (4)	Do.
12	O.S. 1/29 ...	Do.	Dasaradhi Panda and others, archakas of Sri Anjaneyaswami temple, Humiri, Chatrapur Taluk, Ganjām District.	Section 57 (3)	Do.
13	O.S. 2/29 ...	Do.	Palhari Mahant Bajaramdoss Bavajee, Sri Jagannathaswami Math, Balaga, Chicacole Taluk.	Section 63 (4)	Do.
14	O.S. 6/29 ...	Do.	Ippili Peda Sanyasulu, etc., archakas of Sri Suryanarayanaswami temple, Arasavilli, Chicacole Taluk.	Section 57 (3)	Do.
15	O.S. 11/29 ...	Do.	Sri Madanopalo, etc., archakas of Sri Radhakanta Mahaprabho temple at Bhavanipure, Berhampur Taluk.	Do.	Do.
16	O.S. 11/28 ...	Court of Agent to Governor, Vizagapatam Agency, Vizagapatam.	Sri Gopinatha Rajaguru Mahapatrulu, Sri Chandrasekharaswami temple at Payakapadu.	Section 63 (4)	Do.

17	O.S. 4/29	...	District Court, Vizagapatam.	Nedunnuri Bhimeswaram, etc., archaka of Sri Bhimalingeswaraswami temple at Viravalli Agraharam, Viravalli Taluk.	Section 57 (3)	Do.
18	O.S. 5/29	...	Do.	Velavalapalli Chittenua, archaka, Sri Visweswaraswami temple, Penugollu, Sarvasiddhi Taluk, Vizagapatam District.	Do.	Do.
19	O.S. 30/28	...	District Court, East Godāvāri.	Peddinti Narasimhacharlu and others, archakas of Sri Venugopalaswami temple, Gudimellanka, Razole Taluk, East Godāvāri District.	Section 57 (3). To set aside or modify the scheme.	Do.
20	O.S. 32/28	...	Do.	Sudarsanam Seshacharlu and another, archakas of Sri Kesavaswami and other temples, Vakathippa, Ramachandrapur Taluk.	Do.	Do.
21	O.S. 33/28	...	Do.	Panangipalli Mukundacharlu, and others, archakas of Sri Menakeswaraswami temple, Peddapudi, Razole Taluk.	Do.	Do.
22	O.S. 34/28	...	Do.	Dontukuri Subbarayudu and others, archakas of Sri Krishnarayuduswami temple, Peddapudi, Razole Taluk.	Do.	Do.
23	O.S. 43/28	...	Do.	Iyloori Lokeswarudu, archaka of Sri Lokeswaraswami temple, Isukapudi, Razole Taluk.	Do.	Do.
24	O.S. 44/28	..	Do.	Polu Venkanna, archaka of Sri Gopalaswami temple, Mogalikuluru, Razole Taluk.	Do.	Do.
25	O.S. 45/28	...	Do.	Sannidhiraju Narayanamurthi and Sannidhiraju Venkanna, archakas of Sri Sivalingeswaraswami temple, Sivakodu, Razole Taluk.	Do.	Do.
26	O.S. 47/28	...	Do.	Yerraganti Ramudu and others, landholders of Sri Sivalingeswaraswami temple, Sivakodu, Razole Taluk.	Do.	Do.
27	O.S. 50/28	...	Do.	Brindavanam Venkatacharlu and others, archakas of Sri Kothandaramaswami temple, Velagathodu, Ramachandrapur Taluk.	Do.	Do.
28	O.S. 51/28	...	Do.	Rameswarapu Papayya, archaka of Sri Veerabhadraswami temple, Nagaram, Razole Taluk.	Do.	Do.

STATEMENT XIV—cont.

List of suits filed against the Board from 1st July 1928 up to 30th June 1929—cont.

Serial number.	Suit number.	Name of Court.	Name of plaintiff or petitioner.	Nature of the suits or the sections of the Act under which filed.	Nature of disposal.
29	O.S. 56/28 ...	District Court, East Godāvari.	Khandavilli Gopalachariu and another, archakas, of Sri Venugopalaswami temple, Rajahmundry, Rajahmundry Taluk.	Section 57 (3). To set aside or modify the scheme.	Pending.
30	O.S. 58/28 ...	Do.	Bodanarayanamurthi and two others, trustees of Sri Agatheswaraswami temple, Tapeswarani, Ramachandrapur Taluk.	Section 26, Civil Procedure Code. To declare the appointment of trustees made by the District Temple Committee, East Godāvari District, invalid.	Do.
31	O.S. 2/29 ...	Do.	Peddinti Anantachariu and another, archakas of Sri Venugopalaswami temple, Tatipaka, Razole Taluk.	Section 57 (3). To set aside or modify the scheme.	Do.
32	O.S. 3/29 ...	Do.	Khandavilli Seshachariu and two others, archakas of Sri Venugopalaswami temple, Gopalapuram, Razole Taluk.	Do.	Do.
33	O.S. 4/29 ...	Do.	Yalamanchili Chinaperayya, archaka of Sri Uma-Ramalingeswaraswami temple, Polamuru, Ramachandrapur Taluk.	Do.	Do.
34	O.S. 5/29 ...	Do.	Bathampudi Venkataratnam and another, archakas of Sri Subrahmanyaswaraswami, Sri Someswaraswami and Sri Venugopalaswami temples, Vaddiparru, Razole Taluk.	Section 57 (3) and sections 42 and 54 of the Specific Relief Act and Section 26, Order 7, Rule 1, C.P.C. To set aside the order of the Board.	Do.
35	O.S. 8/29 ...	Do.	Valluri Subbarayudu archaka of Sri Ramalingeswaraswami temple, Mutchumilli, Ramachandrapur Taluk.	Section 57 (3). To set aside or modify the scheme.	Do.

36	O.S. 9/29 ...	Do.	Vadapalli Anantacharu and 2 others, archakas of Sri Goppalaswami and Sri Kesavaswami, and Sri Janardanaswami temples, Yeditha, Ramachandrapur Taluk.	Do.	Do.
37	O.S. 10/29 ...	Do.	Iyinavilli Ammanna and 4 others, archakas of Sri Sangameswaraswami, and Sri Kylaseswaraswami temples, Yeditha, Ramachandrapur Taluk.	Do.	Do.
38	O.S. 14/29 ...	Do.	Bhavavarapu Venkatacharu and another, archakas of Sri Rajagopalaswami temple, Lingamparthi, Peddapur Taluk.	Do.	Do.
39	O.S. 15/29 ...	Do.	Komallapalli Venkataramamurti and another, archakas of Sri Rajeswaraswami temple, Ragampeta, Peddapur Taluk.	Do.	Do.
40	O.S. 17/29 ...	Do.	Vilaparthi Seshanna and others, archakas of Sri Veereswaraswami, Sri Subbrahmanyeswaraswami temples, Koukuduru, Ramachandrapur Taluk.	Do.	Do.
41	O.S. 18/29 ...	Do.	Panangipalli Gopalacharu, archaka of Sri Madanagopalaswami temple, Podagatlapalli, Razole Taluk.	Do.	Do.
42	O.S. 19/29 ...	Do.	Peddinti Venkatacharyulu, archaka of Sri Vennugopalaswami temple, Ramachandrapur, hamlet of Podagatlapalli, Razole Taluk.	Do.	Do.
43	O.S. 20/29 ...	Do.	Bhairavabhotla Venkata Subbarayudu and another, archakas of Sri Garudeswaraswami temple, Patha Gannavaram, Razole Taluk.	Do.	Do.
44	O.S. 21/29 ...	Do.	Khandavilli Narasimhacharu and another, archakas of Sri Chennakesavaswami temple, Pothavaram, Razole Taluk.	Do.	Do.
45	O.S. 22/29 ...	Do.	Kothalanka Subbarayudu and another, archakas of Sri Malleswaraswami temple, Kothapalli, Razole Taluk.	Do.	Do.

STATEMENT XIV—cont.

List of suits filed against the Board from 1st July 1928 up to 30th June 1929—cont.

Serial number.	Suit number.	Name of Court.	Name of plaintiff or petitioner.	Nature of the suits or the sections of the Act under which filed.	Nature of disposal.
46	O.S. 135/29 ..	District Munsif's Court, Razole, East Godavari District.	Vadapalli Venkatacharlu, archaka of Sri Venkateswaraswami temple, Vadapalli, Razole Taluk.	To issue an injunction to the Board, restraining it from compelling the trustees to avoid distribution of the Dibbi collections to the archakas.	Pending.
47	O.S. 9/28 ...	District Court, Ellore, West Godavari District.	Velavalapalli Lingainurthi, archaka of Sri Someswaraswami temple, Kothavapadu, Tanuku Taluk.	Section 57 (3)	Do.
48	O.S. 14/28 ...	Do.	Pedapudi Somanna, archaka of Sri Someswaraswami temple in Sajjapuram, Tanuku Taluk.	Do.	Do.
49	O.S. 26/28 ...	Do.	Pedapudi Anantacharu, archaka of Sri Gopalaswami temple in Somaraju-Illindapuram, Tanuku Taluk.	Do.	Do.
50	O.S. 27/28 ...	Do.	Velavalapalli Sivarao, Sri Agasthiswaraswami's temple in Somaraju, Illindrapuram, Tanuku Taluk.	Do.	Do.
51	O.S. 28/28 ...	Do.	Pusaluri Ramachandramurti, archaka of Gopulaswami, Someswaraswami and Agasthiswaraswami temples in Somaraju, Illindapuram, Tanuku Taluk.	Do.	Do.
52	O.S. 33/28 ...	Do.	Maddirala Pullayya, archaka of Ekambareswaraswami's temple in Chivatam, Tanuku Taluk.	Do.	Do.

53	O.S. 35/28 ...	Do.	Kothalanka Venkanna, archaka of Ramalingeswaraswami temple in Thaderu, Bhemavaram Taluk.	Do.	Do.
54	O.S. 46/28 ...	Do.	Govardhanam Jogacharu, archaka of Sri Sitharamaswami temple in Madhavaram, Thadepalligudem Taluk.	Do.	Do.
55	O.S. 50/28 ...	Do.	Rameswarapu Sriramulu and others archakas of Visweswaraswami's temple in Madhavaram, Tadevalligudem Taluk.	Do.	Do.
56	O.S. 51/28 ...	Do.	Vadapalli Baghavacharu and others, Sri Pattabhiramaswami temple in Polamuru, Tanuku Taluk, West Godavari District.	Do.	Do.
57	O.S. 1/29 ...	Do.	Tholeti Veerayya, archaka of Markandeyaswami temple in Polamuru, Tanuku Taluk.	Do.	Do.
58	O.S. 2/29 ...	Do.	Narayana Appalacharu, archaka of Sitharamaswami temple in Aratlakatta, Narsapur Taluk.	Do.	Do.
59	O.S. 43/28 ...	Do.	Badampudi Agasti, archaka of Agasthiswaraswami temple in Vadali, Tanuku Taluk.	Do.	Do.
60	O.S. 4/29 ...	Do.	Chakravarthulu Narayanacharu and others, archakas of Kesavaswami and other temples in Undrajavaram, Tanuku Taluk.	Do.	Do.
61	O.P. 4/29 ...	Do.	Gundu Satyanarayanamurti, Venkateswaraswami temple in Madhavaram, Tanuku Taluk.	Section 84 (2)	Do.	
62	O.S. 9/29 ...	Do.	Kondavati Kanakaiah, archaka of Indireswaraswami and other temples in Perumantra, Tanuku Taluk.	Section 57 (3)	Do.	
63	O.S. 17/29 ...	Do.	Govardham Gopalacharu and other, archakas of Madhava Gopalswami temple in Tallapudi, Nidadavole Taluk.	Under section 57 (3), 63 (4), 67 (4) and section 84.	Do.	
64	O.S. 18/29 ...	Do.	Velavalapalli Venkaiah and others, archakas in Malleswaraswami temple in Variggedu, Tanuku Taluk.	Section 57 (3)	Do.	
65	O.S. 24/29 ...	Do.	Donthakuri Jagannadham, archaka of Bhimeswaraswami temple in Kavalipuram, Tanuku Taluk.	Do.	Do.

STATEMENT XIV—cont.

List of suits filed against the Board from 1st July 1928 up to 30th June 1929—cont.

Serial number.	Suit number.	Name of Court.	Name of plaintiff or petitioner.	Nature of the suits or the sections of the Act under which filed.	Nature of disposal.
66	O.S. 25/29 ...	District Court, Ellore, West Godavari District.	Vadapalli Jogacharlu, archaka of Gopala-swami temple in Vemavaram, Bhimavaram Taluk.	Sections 57 (3) and 63 (4) ...	Pending.
67	O.S. 26/29 ...	Do.	Pedapudy Venkataratnam, archaka of Ramalingeswaraswami temple in Navvudur, Bhimavaram Taluk.	Section 57 (3) ...	Do.
68	O.S. 28/29 ...	Do.	Peddinti Gopalacharlu archaka of Venugopaswami temple in Varighedu, Tanuku Taluk.	Do. ...	Do.
69	O.S. 30/29 ...	Do.	Khandavilli Venkatacharlu and others, archakas of Kesavaswami temple in Toleru, Bhimavaram Taluk.	Section 57 (3) and 67 (4) ...	Do.
70	O.S. 31/29 ..	Do.	Pedapudi Subbarayudu and others, archakas of Sri Rudreswaraswami temple in Toleru, Bhimavaram Taluk.	Section 57 (3) and 63 (4) ...	Do.
71	O.S. 32/29 ...	Do.	Ponukumati Mallayya and others, archakas of Malleswaraswami temple in Srungaravvrusham, Bhimavaram Taluk.	Do. ...	Do.
72	O.S. 34/29 ...	Do.	Kothalanka Manikyarao and others, archakas of Bhimeswaraswami temple in Vunguturu, Tadepalligudem Taluk.	Do. ...	Do.
73	O.S. 35/29 ...	Do.	Teki pedu Venkatesu and others, hereditary servants of Chellamma temple in Vunguturu, Tadepalligudem Taluk.	Do. ...	Do.
74	O.S. 44/28 ...	Kistna District Court.	Vedantham Satyanarayanacharlu, archaka of Sri Chennakeswaraswami and Sri Kesavaswami temples at Mallavolu, Bandar Taluk, Kistna District.	Section 57 (3) ...	Do.

75	O.S. 51/28 ...	Do.	Rompicherla Applacharlu and others archakas of Sri Madana Gopalswami temple at Chevendra, Gudivada Taluk, Kistna District.	Do.	Do.
76	O.S. 53/28 ...	Do.	Sri Raja Chellayamma Rao Bahadur Zamindarini of Gannavaram hereditary trustee of Sri Rajeswaraswami temple at Ponukumada, Gannavaram Taluk.	Section 63 (4)... ..	Do.
77	O.S. 54/28 ...	Do.	Rudrapaka Pullayya and another, archakas of Sri Amruteswaraswami temple at Singarayapalem, Kaikalur Taluk.	Section 57 (3)	Do.
78	O.S. 57/28 ...	Do.	Sunkara Venkatarathnam, trustee of Sri Rajeswaraswami temple at Ponukumada, Gannavaram Taluk, Kistna District.	Section 63 (4)	Do.
79	O.S. 59/28 ...	Do.	Guduri Subrahmanyam and another, archakas of Sri Amrutheswaraswami temple at Appapuram, Kaikalur Taluk.	Section 57 (3)	Do.
80	O.S. 62/28 ...	Do.	Sunkara Virabhadrayya and another, landholders of temple lands belonging to Sri Rajeswaraswami temple at Ponukumada, Gannavaram Taluk.	Section 26, C.P.C. Section 57 (3) for cancellation of the scheme under section 63(4) or for the modification of the scheme by declaring the institution as non-excepted, and for other consequent reliefs under 57 (3).	Do.
81	O.S. 5/29 ...	Do.	Chavali Pitchayya and another, archakas of Sri Visweswaraswami temple at Viravalli Mukhasa, Gannavaram Taluk.	Section 26, C.P.C. and 57 (3).	Do.
82	O.S. 6/29 ...	Do.	Parasaram Venkata Seshacharlu and another, archakas of Sri Chennakeswaraswami temple at Kolavennu, Bezvada Taluk.	Do. do.	Do.

STATEMENT XIV—cont.

List of suits filed against the Board from 1st July 1928 to 30th July 1929—cont.

Serial number.	Suit number.	Name of Court.	Name of plaintiff or petitioner.	Nature of the suits or the sections of the Act under which filed.	Nature of disposal.
83	O.S. 23/28 ...	District Court, Guntūr.	Ravuri Venkata Subbaiah and 5 others, archakas of Sri Veerabhadraswami and other temples at Chebrolu, Bapatla Taluk.	Section 57 (3)	Pending.
84	O.S. 24/28 ...	Do.	Ravuri Venkata Subbaiah and 12 others, archakas of Sri Venugopaldaswami and Ranganayakaswami temples, Chebrolu, Bapatla Taluk.	Do.	Do.
85	O.S. 25/28 ...	Do.	Guduri Venkatappaiah and others, archakas of Sri Saugameswaraswami temple, Sangam-jagarlamudi, Tenali Taluk.	Do.	Do.
86	O.S. 26/28 ...	Do.	Nanduri Mallaiiah, archaka of Sri Ramalingeswaraswami temple, Mulukuduru, Repalli Taluk.	Do.	Do.
87	O.S. 27/28 ...	Do.	Dittakavi Ramanuja Charyulu, archaka of Sri Venugopaldaswami temple, Tadikonda, Guntūr Taluk.	Do.	Do.
88	O.S. 28/28 ...	Do.	Kotha Sangayya and another, petitioners before the Boards' enquiry re : Sri Saugameswaraswami temple, Sangamjagarlamudi, Tenali Taluk	Section 63 (4)	Do.
89	O.S. 29/28 ...	Do.	Tadikonda Nagabhushanam Garu and 5 others :— Giriswaraswami, Tadikonda, Guntūr District.	Section 57 (3)	Do.
90	O.S. 30/28 ...	Do.	Rompicherla Venkatacharlu Garu and 3 others :—Venugopaldaswami temple, Kollur, Tenali Taluk.	Do.	Do.

91	O.S. 31/28 ...	Do.	Devayojamanam Venkatarama Charlu and others : Chennakesavaswami temple of Ipur, Tenali Taluk.	Do.	Do.
92	O.S. 32/28 ...	Do.	Paniharam Venkatacharlu Garu Chebrola : Anjaneyaswami and Adikesavaswami and Rajyalakashmi temples, Bapatla Taluk.	Do.	Do.
93	O.S. 33/28 ...	Do.	Kollipara Venkatappaiah and Vekateswarlu : Ramalingaswami temple, Kunchavaram, Tenali Taluk.	Do.	Do.
94	O.S. 34/28 ..	Do.	Chintapalli Hanumaiah : Veereswaraswami temple, Enamadala, Guntur Taluk.	Do.	Do.
95	O.S. 35/28 ...	Do.	Malluru Krishnamacharlu and 5 others : Venugopalaswami temple, Repalli, Rapalli Taluk.	Do.	Do.
96	O.S. 36/28 ...	Do.	Dandibhotla Subbaiah and Venkatappaiah : Lingodbhavaswami temple, Chebrolu, Bapatla Taluk.	Do.	Do.
97	O.S. 37/28 ...	Do.	Chebrolu Muttaiah and 2 others : Umamahe-swaraswami temple, Repalli Taluk.	Do.	Do.
98	O.S. 38/28 ...	Do.	Vedantam Ramacharlu and 2 others : Chennakesavaswami temple, Chandole, Repalli Taluk.	Do.	Do.
99	O.S. 39/28 ...	Do.	Kollipara Venkatasubbaiah Sarma : Channamalleswara, Veeraswara and Prakasamalleswaraswami temples, Ammanbrolu, Ongole Taluk.	Do.	Do.
100	O.S. 40/28 ...	Do.	Narayanam Narasimhacharlu : Chennaeksavaswami, Narasimhaswami temples, Ammanabrolu, Ongole Taluk.	Do.	Do.
101	O.S. 41/28 ...	Do.	Agnihotram Venkatacharlu Garu and another, Chennakesavaswami Peteru, Repalli Taluk.	Do.	Do.
102	O.S. 42/28 ...	Do.	Divi Lakshmanacharlu Garu, Rangachariu Garu, Venugopalaswami temple, Elavarru, Tenali Taluk.	Do.	Do.
103	O.S. 43/28 ...	Do.	Pidugu Narasimham, Sri Venugopalaswami temple, Karempudi, Palnad Taluk.	Do.	Do.
104	O.S. 44/28 ..	Do.	Mallampati Anjaneyulu Garu, Venugopala-swami temple, Elavarru, Tenali Taluk.	Do.	Do.

STATEMENT XIV--cont.

List of suits filed against the Board from 1st July 1928 up to 30th June 1929--cont.

Serial number.	Suit number.	Name of Court.	Name of plaintiff or petitioner.	Nature of the suits or the sections of the Act under which filed.	Nature of disposal.
105	O.S. 45/28 ...	District Court, Guntur.	Vedantam Krishnamacharu and three others, Venugopalaraswami temple of Moparru, Tenali Taluk.	Section 57 (3)	Pending.
106	O.S. 46/28 ...	Do.	Ghantasala Kanakayya and two others, Malleswaraswami temple, Peteru, Repalli Taluk.	Do.	Do.
107	O.S. 47/28 ...	Do.	Agnihotram Anantacharu Garu and another, Venugopalaraswami temple, Bhattiprolu, Repalli Taluk.	Do.	Do.
108	O.S. 48/28 ...	Do.	Dandibhotla Venkataratnam and three others, Malleswaraswami, Bhattiprolu, Repalli Taluk.	Do.	Do.
109	O.S. 49/28 ...	Do.	Dandibhotla Venkataratnam and three others, Malleswaraswami, Addepalli, Repalli Taluk.	Do.	Do.
110	O.S. 50/28 ...	Do.	Ganjam Krishnamacharu Garu, Chennakesavaswami and Agastheswaraswami temples, Pavuluru, Bapatla Taluk.	Do.	Do.
111	O.S. 51/28 ...	Do.	Brundavanam Rangacharu and six others, Sri Jagannadhaswami temple, Anjaneyaswami temple, Karlapalem, Bapatla Taluk, Guntur District.	Do.	Do.
112	O.S. 52/28 ...	Do.	Chalamacherla Seetharamayacharu Garu, Sri Chennakesavaswami temple, Karampudi, Palnad Taluk, Guntur District.	Do.	Do.
113	O.S. 53/28 ...	Do.	Parankusam V. Seshacharu and eight others, Sri Chakradharaswami and Janardanaswami temples, Konijedu, Ongole Taluk.	Do.	Do.

114	O.S. 2/29	...	Do.	Pounuri Subbarayudu Garu, Sri Malleswara-swami temple, Doppalapudi, Bapatla Taluk.	Do.	...	Do.
115	O.S. 3/29	...	Do.	C. H. Seethapathirow Bairagi Math, Ammanabrolu, Ongole Taluk, Guntur District.	Section 63 (4)	...	Do.
116	O.S. 4/29	...	Do.	Thummapudi Lakshminanthayya, Sri Kasi Viswanathaswami temple, Oleru, Repalle Taluk, Guntur District.	Section 57 (3)	...	Do.
117	O.S. 5/29	...	Do.	Nalluru Anandacharyulu Garu, Sri Madanagopala-swami temple, Oleru, Repalli Taluk, Guntur District.	Do.	...	Do.
118	O.P. 76/28	...	District Court, Madura.	Rajalakshmi Ammal, Trustee of Sri Ekantharamaswami temple, Madura.	Section 84 (2)	...	Do.
119	O.P. 88/28	...	Do.	Ramakrishna Nayudu, Trustee of Sri Janaka Mariammian temple, Sholavandan, Nilakkottai Taluk, Madura District.	Do.	...	Petition allowed.
120	O.P. 41/28	...	District Court, Tinnevely.	Sudalai Vadivammal, Trustee of Sri Sudalaimadaswami temple, Vijayanarayanam, Nanguneri Taluk, Tinnevely District.	Do.	...	Dismissed with costs.
121	O.P. 32/28	...	Do.	Ganapathi Sundaram Pillai, Trustee of Sri Attangarai Siddi Vinayagar temple, Kokkirakulam, Tinnevely Taluk.	Do.	...	Do.
122	O.P. 52/28	...	Do.	Boothalingam Pillai, Trustee of Sri Seethala Sivalingeswaraswami temple, Oramangalam, Nanguneri Taluk.	Do.	...	Do.
123	O.P. 58/28	...	Do.	Lakshmana Pillai, Trustee of Sri Ramaswami temple, Anavarathanallur, Tinnevely Taluk.	Do.	...	Petition allowed.
124	O.S. 5/28	...	Do.	Appalar Pakshiraja Ayyangar and another, Sri Adinadhar Alwar temple, Alwartirunagari, Tiruchendur Taluk.	Section 57 (3)	...	Dismissed with costs.
125	O.P. 2/29	...	Do.	V. Sundaram Ayyar, Trustee of Sri Viswanathaswami temple, Naranammalpuram, Tinnevely Taluk.	Section 84 (2)	...	Pending.
126	O.P. 15/29	...	District Court, Coimbatore.	Parvathammal and Meenambal, Honorary Trustees for life of Sri Kasiviswanathaswami and Dattatreyaswami temples, Komaralingam, Udumalpet Taluk.	For the recovery of certain properties included in the schedule to the scheme settled by the Board from the other Trustees.	...	Do.

STATEMENT XIV—cont.

List of suits filed against the Board from 1st July 1928 up to 30th June 1929—cont.

Serial number.	Suit number.	Name of Court.	Name of plaintiff or petitioner.	Nature of the suits or the sections of the Act under which filed.	Nature of disposal.
127	O.P. 45/29 ...	Sub-Court, Coimbatore.	Collector of Coimbatore	Regarding the compensation amount payable to the trustee of Sri Vaidyanath-eswaraswami and Tiruvengadaperumal temple, Sulur, in respect of temple lands acquired under the Land Acquisition Act.	Pending.
128	C.R.P. 506/28.	High Court, Madras.	Eralpad Raja of Calicut, Trustee of Sri Bamaswami temple, Karimpuja, Walluvanad Taluk, South Malabar.	Revision against the order of the District Court of South Malabar confirming the Board's Order declaring the temple public.	Do.
129	C.R.P. 1016/ 28.	Do.	Modappilapalli Vasudevan Nambudiri, Trustee of Thirumandhankunnu temple, Walluvanad Taluk, South Malabar.	Revision against the order of the District Court, South Malabar on question of Court fee.	Petition allowed each party to bear its own costs.
130	O.S.A. 92/28.	Do.	Kuthiravattath Appukuttan Thampan, Trustee of Nallakavu temple, Kulalmananam, Palghat Taluk, South Malabar.	Appeal against the decree in C.S. 376/26 on the file of the High Court, Madras, dismissing the suit.	Pending.
131	C.R.P. 992/28.	Do.	Pazhidath Manakkal, Sankaran Nambudiripad, Trustee of Killikurissimangalam temple, Lakkadi, Walluvanad Taluk, South Malabar.	Revision against the order of the District Court, South Malabar, on a question of Court fee.	Do.

132	C.B.P. 1026/ 28.	Do.	Mathoor Manakkal Sankaran Nambudiripad and another, Trustees of Thirikateri Moonumoortay temple, Walluvanad Taluk, South Malabar.	Do.	Petition allowed each party to bear its own costs.
133	O.S.A. 97/28.	Do.	Kadathanad Porlathiri Kunhikrishna Varma Valia Raja, Trustee of Kavil and other temples, Krumbranad Taluk, North Malabar.	Appeal against the decree in C.S. 384/26, on the file of the High Court, Madras, dismissing the suit.	Pending.
134	O.S.A. 96/28.	Do.	K. M. Narayanan Nambudiri and others, Trustees of Taliparamba and other temples, Chirakkal Taluk, North Malabar.	Appeal against the decree in C.S. 64/27, on the file of the High Court, Madras, dismissing the suit.	Do.
135	O.S.A. 95/28.	Do.	Sikhari Varma Valia Raja of Palghat, Trustee of Kallekulangara and other temples, Palghat Taluk, South Malabar.	Appeal against the decree in C.S. 338/26, on the file of the High Court, Madras, dismissing the suit.	Do.
136	O.S.A. 108/28.	Do.	Pandarasannadhi of Dharmapuram Math, Mayavaram, Tanjore District.	Appeal against the decree in C.S. 624/26, on the file of the High Court, Madras, dismissing the suit.	Do.
137	O.S.A. 94/28.	Do.	Sri Raja Malraja Venkatanarasimha Rao Bahadur, Trustee of Sri Koteswara-swami temple, Kotappakonda, Narasaraopet, Taluk, Guntur District.	Appeal against the decree in C.S. 500/26, on the file of the High Court, Madras, dismissing the suit.	Do.
138	O.S.A. 108/28.	Do.	Tharakkal Eroma Menon, Trustee of Ramapuram temple, Koduvayur, Palghat Taluk, South Malabar.	Appeal against the order in C.S. 229/26, on the file of the High Court, Madras, dismissing the suit.	Do.
139	A.S. 355/28 ...	Do.	Chirakkal Thevanankot Udayavarma Valia Raja, Trustee of Anandeswaran temple, Ezhome, Chirakkal Taluk, North Malabar.	Appeal against the decree in O.S. 28/26, on the file of the District Court of North Malabar, dismissing the suit.	Do.
140	O.S.A. 112/28.	Do.	Pandarasannadhi of Tiruvaduthurai Mutt, Tiruvaduthurai, Tanjore District.	Appeal against the decree in C.S. 574/25, on the file of the High Court, Madras, dismissing the suit.	Do.

STATEMENT XIV—cont.

List of suits filed against the Board from 1st July 1928 up to 30th June 1929—cont.

Serial number.	Suit number.	Name of Court.	Name of plaintiff or petitioner.	Nature of the suits or the sections of the Act under which filed.	Nature of disposal.
141	C.R.P. 1555/28	High Court, Madras.	Damodaran alias Kuthiravattath Nayar, Trustee of Pathan Kavu and other temples, Palghat Taluk, South Malabar.	Petition against the order of the District Court on a question of Court fee.	Pending.
142	O.S.A. 64/28.	Do.	Mangala Gounder, Trustee of Palni temple, Madura District.	Appeal against the order of the High Court, Madras, on a mandamus application.	Withdrawn no cost allowed.
143	C.R.P. 1367/28.	Do.	Deivana Ammal, Trustee of Somanathaswami temple, Sivaganga, Ramnad District.	Against the order of the District Court, dismissing O.P. 25/27 on the ground that a regular suit and not a petition should be filed for the reliefs claimed under section 84 (2) of the Act.	Pending.
144	C.R.P. 1328/28.	Do.	T. Natesa Mudaliyar, Trustee of Thathaguruswami Mutt, Periyapalayam, Chingleput District.	Against the order of the District Court in O.S. 3/27 dispensing the suit to set aside the scheme settled by the Board as it was barred by limitation.	Do.
145	C.R.P. 100/29.	Do.	T. K. Krishnan Nayar, Trustee of Ariyanambi temple, Ariyur, Walluvanad Taluk, South Malabar.	Petition against the order of the District Court of South Malabar on a question of Court fee.	Do.

146	C.R.P. 1592/ 28.	Do.	T. K. M. Narayanan Nambudiripad, trustee of Thirikkanapuram temple, Thirikkannapuram, Ponnani Taluk, South Malabar.	Revision against the order of the District Court of South Malabar confirming the Board's order declaring the temple public.	Do.
147	C.R.P. 1437/ 28.	Do.	Ponniath Akathoot Parameswaran Mumpu and two others, dismissed trustees of Thiruvangatt temple, Tellicherry, North Malabar.	Appeal against the order of the North Malabar District Court in O.P. 79/28, confirming the Board's order declaring the temple public.	Do.
148	A.S. 183/28 ...	Do.	Do.	Appeal against the decree of the North Malabar District Court settling a scheme of administration for the temple.	Do.
149	A.S. 15/29 ..	Do.	Kunhunni Nambudiripad, trustee of Cherpulcherri Ayyappan temple, Cherpulcherri, Walluvanad Taluk, South Malabar.	Appeal against the dismissal of the appellant by the Sub-Court, Ottappalam, from the trusteeship of the temple.	Do.
150	A.S. 16/29 ...	Do.	Do.	Do.	Do.
151	C.M.A. 401/ 28.	Do.	Punnasseri Nambi Neelakanta Sarma, trustee of Thirumaniyor temple, Ponnani Taluk, South Malabar.	Against the order of the District Court, South Malabar in M.P. 305/27 in O.S. 2/27.	Do.
152	C.M.A. 534/28.	Do.	Moothamala Neelakantan Nambudiri, trustee Pukkattiyur, etc., temples, Ponnani Taluk, South Malabar.	Against the order of the South Malabar District Court in M.P. 399/27 in O.S. 3/27.	Do.
153	O.P. 276/28 ...	Do.	Katankotan Etyankarachindan Nambiyar, trustee of Kantankotematam, Cherukunnu, Chirakkal Taluk, North Malabar.	Petition questioning the power of the Board to review its order.	Petition allowed. Held that the Board has no power to review its order.

STATEMENT XIV—cont.

List of suits filed against the Board from 1st July 1928 up to 30th June 1929—cont.

Serial number.	Suit number.	Name of court.	Name of plaintiff or petitioner.	Nature of the suits or the sections of the Act under which filed.	Nature of disposal.
154	C.M.A. 108/29.	High Court. Madras.	Narayanaswami Mudaliyar and others, trustees of Kurungupadi Kuppam temple, South Arcot District.	Appeal against the order of the District Judge, South Arcot, refusing leave to enter into a compromise in O.S. 16/28.	Pending.
155	C.R.P. 639/29.	Do.	Alaga Pusari, trustee of Janakimaniyamman temple, Sholavandan, Madura District.	Against the order of the District Court, Madura, in O.P. 88/28 setting aside the order of the Board that the temple is an excepted temple.	Do.
156	C.C.C. Appeal No. 5/29.	Do.	S. A. T. Singaracharlu Ayyangar, Regangama Devi temple, Ongole Taluk, Guntur District.	Appeal against the decree of the City Civil Court in O.S. 751/27 dismissing the suit.	Do.
157	O.S.A. 31/29.	Do.	Rama Varma Valia Raja of Chirakkal, trustee of Chenukunnu and other temples, Chirakkal Taluk, North Malabar.	Appeal against the decree in C.S. 372/26, on the file of the High Court, Madras dismissing the suit.	Do.
158	O.P. 42/28 ...	District Court. South Malabar.	Kazhakkedath Manakkal Narayanan Nambudiripad and three others, trustees of Sri Krishnapuram temple, Sri Krishnapuram amsam, Walluvanad Taluk, South Malabar.	Section 84 (2)	Dismissed with costs.
159	O.P. 32/28 ...	Do.	Mathur Manakkal Sankaran Nambudiripad, trustee of Thrikkateri, Munnurthi temple, Thrikkateri, Walluvanad Taluk, South Malabar.	Do.	Pending.

160	O.P. 75/28 ...	Do.	Modappilapalli alias Perumana Manakkal Narayanan Nambudiri and two others, trustees of Eravimangalam temple, Eravimangalam, Walluvanad Taluk, South Malabar.	Do.	Dismissed costs.	with
161	O.S. 3/28 ...	Do.	Muthamala Manakkal Neelakantan Nambudiri, one of the trustees of Tindilam Siva temple, Vadakkumpuram, Ponnani Taluk, South Malabar.	Sections 84 (2) and 63 (4) ...	Pending.	
162	O.P. 130/27 ...	Do.	Tharangat Manakkal Trivikraman Nambudiri, trustee of Chimpa temple, Chambrakulam amsam, Palghat Taluk, South Malabar.	Section 84 (2)	Dismissed costs.	with
163	O.P. 131/27 ...	Do.	Tharangat Manakkal Trivikraman Nambudiri, trustee of Kodurmanna temple, Mamampatta, Walluvanad Taluk, South Malabar.	Do.	Do.	
164	O.P. 82/28 ..	Do.	Damodaram alias Kuthiravattath Nair, trustee of Puthankavu temple, Pallasona, Palghat Taluk, South Malabar.	Do.	Pending.	
165	O.P. 83/28 ...	Do.	Damodaran alias Kuthiravattath Nair, trustee of Kakkayur Siva temple, Kakkayur, Palghat, South Malabar.	Do.	Do.	
166	O.P. 81/28 ...	Do.	Damodaran alias Kuthiravattath Nair, trustee of Kothamangalam temple, Kuthanur, Palghat Taluk, South Malabar.	Do.	Do.	
167	O.S. 5/28 ...	Do.	P. V. Kunkunni Nambudiripad, trustee of Nellay temple, Nellaya, Walluvanad Taluk, South Malabar.	Section 63 (4)	Do.	
168	O.P. 137/28 ...	Do.	Muthamala Neelakantan Nambudiri, trustee of Tindilam Siva temple, Vadakkumprom, Ponnani Taluk, South Malabar.	Section 84 (2)	Do.	
169	O.S. 6/28 ...	Do.	T. K. Krishnan Nair, trustee of Ariyanambi temple, Ariyur amsam, Walluvanad Taluk, South Malabar.	Section 63 (4)	Do.	
170	O.P. 127/28 ...	Do.	A. K. T. K. M. Narayanan Nambudiripad, trustee of Thirithanthorai temple, Vadana-kurissi Amsam, Walluvanad Taluk, South Malabar.	Section 84 (2)	Dismissed cost.	with

STATEMENT XIV—cont.

List of suits filed against the Board from 1st July 1928 up to 30th June 1929—cont.

Serial number	Suit number	Name of Court.	Name of plaintiff or petitioner.	Nature of the suits or the sections of the Act under which filed.	Nature of disposal.
171	O.P. 16/28 ...	District Court, South Malabar.	Mannilidath Ramanuuni aliss Valia Nair, trustee of Vattoli Baghavathy temple. Thazacode, Calicut Taluk, South Malabar.	Section 84 (2)	Pending.
172	O.P. 55/29 ...	Do.	Kudalur Manakkal Brahmadathan Nambudiripad and others, trustees of Mundamuka Ayyappan temple, Walluvanad Taluk, South Malabar.	Do.	Do.
173	O.P. 58/29 ...	Do.	Kunnam alias Cherrumukku Manakkal Narayanan Somayajipad, trustee of Adakka-puthur temple, Muthidath Madamba Amsam, Walluvanad Taluk, South Malabar.	Do.	Do.
174	O.P. 31/28 ...	District Court, North Malabar.	Payyan Vellattunkara Rairu Nambiar, and three others, trustees of Sri Chalath temple. Puzati amsam, Chirakkal Taluk, North Malabar	Do.	Do.
175	O.P. 40/28 ...	Do.	Kottayath Kizakke Kovilakath Veeravarma Valia Raja, trustee of Peravur temple, Manathana, Kottayam Taluk, North Malabar	Do.	Do.
176	O.P. 38/28 ...	Do.	Karathakot Kokkatan Anbu Kurup and three others, trustees of Eruvatti Kavu temple, Eruvatti, Kottayam Taluk, North Malabar.	Do.	Do.
177	O.P. 44/28 ...	Do.	Velloor Illath Parameswaran Nambudiri and another, trustees of Edakat and Puthrikovil temples, Chirakkal Taluk, North Malabar.	Do.	Do.

178	O.P. 45/28 ...	Do.	Chalora Illath Purushothaman Nambudiri and four others, trustees of Kothamangalam temple, Pantalayani, Kurumbranad Taluk, North Malabar.	Do.	Do.
179	O.P. 74/28 ...	Do.	Paduvilai Chandroth Edacheri Veettill Chandan Nambiar and others, trustee of Paduvilai Kavu, Paduvilai, Kottayam Taluk, North Malabar.	Do.	Proceeding.
180	O.S. 5/29 ...	Do.	Neerangat Illath Madhavan Nambudiri and others, trustees of Kolaparth Kavu temple, Cheruttazam, Chirakkal Taluk, North Malabar.	Section 63 (4)	Do.
181	O.P. 56/28 ...	District Court, South Kanara.	Sri Iswarananda Bharatiswami, trustee of Ednir Math, Padi Village, Kasargode Taluk, South Kanara District.	Section 84 (2)	Do.
182	O.P. 40/28 ...	Sub-Court, South Kanara.	Do. do.	Do.	Do.
183	O.P. 7/29 ...	District Court, South Kanara.	Do. do.	For transfer of O.S. 40/28, from the file of the Sub-Court to the file of the District Court.	Do.
184	O.P. 80/28 ..	District Court, Chingleput.	Venkataramanjulu Reddi and three others, jenma mirasidars, trustees of Sri Agastheswaraswami temple, Villivakkam, Saidapet Taluk.	Section 84 (2)	Do.
185	O.S. 368/28 ...	District Munsif's Court, Poona-mallee.	Do. do.	Against the order of the Board declaring the temple as a non-excepted one.	Do.
186	O.P. 31/29 ...	District Court, Chingleput.	Thiruvengada Chetti and two others, trustees of Sri Kusalavapureswarar temple alias Karungaleswarar temple, Koyambedu, Saidapet Taluk.	To sanction the sale of temple lands.	Do.
187	O.P. 5/29 ...	District Court, South Arcot.	Kachikadambi Krishnamachariar, trustee appointed by the Committee of Sri Manavalamamuniamman temple, Tiruvendipuram, Cuddalore Taluk.	Section 84 (2). (Against the order of the Board declaring the temple to be an excepted one.)	Do.
188	O.P. 20/29 ...	Do. ...	P. Haridasa Rao, trustee of Sri Sanjeevirayar temple, Palur, Cuddalore Taluk.	Section 84 (2)	Do.

STATEMENT XIV—cont.

List of suits filed against the Board from 1st July 1928 up to 30th June 1929—cont.

Serial number.	Suit number.	Name of Court.	Name of plaintiff or petitioner.	Nature of the suits or the sections of the Act under which filed.	Nature of disposal.
189	O.P. 7/29 (I.M.P.) (111/29).	District Court, North Arcot.	T. Venkataraya Gurukkal, trustee of Sri Chidambareswarar temple, Tiruvannamalai Taluk.	Section 84 (2)	Proceeding.
190	O.P. 64/28 ...	District Court, East Tanjore.	Jambunatha Gurukkal and another, Sri Jata-yapureswaraswami temple, Visalur, Nannilam Taluk, Tanjore District.	Do.	Do.
191	O.P. 195/28 ...	District Court, West Tanjore.	Duraiswami Mudaliyar, Sri Lashminarayana-perumal temple, Viramangalam, Papanasam Taluk, Tanjore District.	Do.	Do.
192	O.P. 13/29 ...	Do. ...	Krishnaswami Ayyar, Sri Agastheswaraswami temple, Chandrasekharapuram, Papanasam Taluk, Tanjore District.	Do.	Do.
193	O.P. 20/29 ...	District Court, East Tanjore.	Tillainayagam Pillai, Sri Omkareswaraswami temple, Kuttalam, Mayavaram Taluk, Tanjore District..	Do.	Do.
194	O.P. 21/29 ...	Do. ...	Govindarajulu and another, Sri Manmateswaraswami temple, Kuttalam, Mayavaram Taluk, Tanjore District.	Do.	Do.
195	O.P. 123/28 ...	District Court, Trichinopoly.	Gnanambal Ammal, trustee of Sri Maikantaswami math, Nochiyam, Lalgudi Taluk, Trichinopoly District.	Do.	Do.

196	O.P. 116/28 ...	Do. ...	T. N. Krishna Ayyar, trustee of Sri Tiruve- waramudayar and Venkatachalapathi tem- ples, Ariyur Village, Lalgudi Taluk, Tri- chinopoly District.	Do.	Do.
197	O.P. 124/28 ...	Do. ...	A. P. T. Shanmugam Pillai, trustee of Sri Dhandayuthapaniswami temple, Ayyampalai- yam, Musiri Taluk, Trichinopoly District.	Do.	Do.
198	O.P. 136/28 ...	Do. ...	Balavenkatesa Ayyar, Adhinakartha of Kama- rasavalli temple, Kamarasavalli, Udayarpa- laiyam Taluk.	Do.	Do.
199	O.P. 71/28 ...	Do. ..	Ramachandrakambaya Nayakar, Zamindar of Viramalai, Kulittalai Taluk, Trichinopoly District.	Do.	Do.

STATEMENT XIV-A.

(Vide paragraph 45 of the report.)

List of suits, appeals or petitions filed against the Board and disposed of up to 30th June 1929.

Serial number.	Number of the suit, etc., and the name of the institution.	Name of Court.	Nature of the suit, etc., and the sections of the Act under which filed.	Nature of disposal.
1	O.P. 24/26, Sri Kasi Viswanathaswami temple, Santapeta, Nellore.	District Court, Nellore.	To set aside the order of the Board deciding the temple to be public Section 80 (2) of Madras Act I of 1925.	Dismissed.
2	I.A. 48/26 in O.S. 17/26, Sri Kylasanathaswami temple, Parlapalli, Kovvur Taluk	Do.	Application by the plaintiff to add the President of the Board as a supplemental defendant in the suit.	Do
3	O.S. 12/26, Sri Madhavaswami, and Anjaneyaswami temples, Narnur, Kurnool Taluk	District Court, Kurnool.	To set aside the scheme framed by the Board Section 53 (3) of Madras Act I of 1925.	Dismissed with costs.
4	O.S. 66/26, Sri Nila Kanteswaraswami temple, Chejerla, Atmakur Taluk	District Court, Nellore.	Do.	Do.
5	O.P. 11/27, Sri Venugopaldaswami temple, Mulapet, Nellore.	Do.	To set aside the order of the Board deciding the temple to the non-expected. Section 84 (2).	Petition withdrawn and dismissed with costs.
6	O.S. 35/27, Sri Venugopaldaswami temple, Mulapet, Nellore.	Do.	To set aside the scheme framed by the Board. Section 57 (3).	Clauses 1 to 8 of the scheme held <i>ultra vires</i> of the Board's powers.
7	O.S. 39/27, Sri Janardhanaswami temple, Gudali.	Do.	To set aside the order of the Board deciding the temple to be non-expected and settling a scheme. Section 84 (2) and 57 (3).	Dismissed.
8	O.S. 26/27, Sri Mylar Lingaswami temple, Mylar, Hadagalli Taluk.	District Court, Bellary.	For modification of the scheme settled by the Board. Section 63 (4).	Withdrawn and dismissed.
9	O.S. 53/27, Sri Kasi Viswanathaswami temple, Santapeta, Nellore.	District Court, Nellore.	To set aside the order of the Board deciding the temple to be public.	Dismissed.
10	O.P. 45/27, Sri Mari Kotturawami Math, Brucepet, Bellary.	District Court, Bellary.	To set aside the order of the Board deciding the Math to be public. Section 84 (2).	Dismissed with costs.
11	O.P. 16/28, Sri Gangadharswami temple, Beldona, Alur Taluk.	Do.	To set aside the order of the Board deciding that the Act, applies to the temple. Section 84 (2).	Allowed and held that the Act does not apply.

STATEMENT XIV-A—cont.

List of suits, appeals or petitions filed against the Board and disposed of up to 30th June 1929—cont.

Serial number.	Number of the suit, etc., and the name of the institution.	Name of Court.	Nature of the suit, etc., and the sections of the Act under which filed.	Nature of disposal.
12	O.S. 1/28, Pedda Math, Punganur.	District Court, Chittoor.	To set aside the scheme settled by the Board. Section 63 (4).	Scheme filed by consent of both parties decreed by the court with Board's costs.
13	O.P. 53/28. Sri Kothanda Ramaswami temple, Kondlapudi	District Court, Nellore	To set aside the order of the Board deciding the temple to be public.	Dismissed with costs.
14	O.S. 56/28. Sri Nageswaraswami temple, Minagallu.	Do.	Section 57 (3)	Dismissed.
15	O.S. 12/26. Sri Narayanaswami temple at Narayanapatna, Gumsur Taluk.	District Court, Ganjām.	Section 59 (4) of Madras Act I of 1925 to set aside scheme settled.	Dismissed with costs.
16	O.S. 35/27. Sri Lakshminarayanaswami temple, Ichchapur.	Do.	Section 57 (3) of Madras Act I of 1925 to set aside schemes settled.	Do.
17	O.S. 75/27. Lakshmi Narayanaswami temple, Berhampore.	Do.	Do.	Do.
18	O.S. 55/27. Sri Hatakeswaraswami temple at Bhairisingupuram, Chicacole Taluk.	Do.	Do.	Do.
19	O.S. 60/27. Sri Narayanaswami temple at Narayanapatna, Gumsur Taluk	Do.	Do.	Do.
20	O.S. 76/27. Sri Gopinathaswami temple at Nuagam, Gumsur Taluk.	Do.	Do.	Do.
21	O.S. 77/27. Sri Jagannadhaswami temple, Varnaasi, Parlakimedi Taluk.	Do.	Do.	Suit allowed and Board directed to hold fresh under section 63.
22	O.S. 1/28. Sri Nilakanteswaraswami temple, Pathapatnam, Parlakimedi Taluk, Ganjām Dt.	Do.	Section 63 (4)	Suit dismissed with costs.
23	O.S. 12/28, Sri Krishna Chandra Math, Berhampore.	Do.	To declare the plaintiff as trustee.	Do.
24	O.S. 14/28. Chikati Estate temples, Ganjām District.	Do.	To declare the temple as private. Section 84 (2).	Suit with-drawn.

STATEMENT XIV-A—cont.

List of suits, appeals or petitions filed against the Board and disposed of up to 30th June 1929.

Serial number.	Number of the suit, etc., and the name of the institution.	Name of Court.	Nature of the suit, etc., and the sections of the Act under which filed.	Nature of disposal.
25	O.S. 17/28. Sri Chaitanya Mahaprabho temple, Ganjam, Chatrapur Taluk.	District Court, Ganjam.	To set aside the scheme. Section 57 (3).	Suit dismissed with costs.
26	O.P. 105/27. Sri Subrahmanyaswami temple, Aravapalli, Repalli, Taluk.	District Court, Guntur.	Section 84 (2)	Petition allowed.
27	O.P. 82/27. Sri Therku Thiruvengadamudayar temple, Alwar Tirunagari.	District Court, Tinnevely.	Do.	Do.
28	O.P. 2/28. do.	Do.	Do.	Do.
29	O.P. 3/28. do.	Do.	Do.	Do.
30	O.P. 6/28. Sri Santhana Gopalaswami and Ranganathaswami temples, Keelapattam, Tinnevely Taluk.	Do.	Do.	Dismissed with costs.
31	O.P. 32/28. Sri Attanagarai Siddhivinayagar temple, Kokkirkulam.	Do.	Do.	Do.
32	O.P. 41/28. Sri Sudalaimadasawami temple, Vijayanarayanam, Nanguneri Taluk.	Do.	Do.	Do.
33	O.P. 52/28. Sri Seethala Sivalingaswami temple, Orumangalam.	Do.	Do.	Do.
34	C.S. No. 5/28. Sri Adinathar Alwar temple, Alwar Tirunagari.	Do.	To set aside or modify the scheme settled. Section 57 (3).	Do.
35	O.P. 58/28. Sri Ramaswami temple, Anavarthanallur, Kandanur.	Do.	Section 84 (2).	Petition allowed.
36	O.P. 19/26. Sri Meenakshi Sundareswarar temple, Kandanur.	District Court, Ramanad.	Act ultra vires and section 80 of Madras Act I of 1925.	Dismissed.
37	O.P. 20/26. Sri Sallayee Amman temple, Kandanur.	Do.		Do.
38	O.P. 25/27. Sri Somanthaswami temple, Sivaganga.	Do.	Section 84 (2)	Do.
39	O.P. 27/27. Sri Thiruvengadamudayar temple, Ariyakudi.	Do.	Do.	Do.
40	I.A. 491/25 in O.S. 4/22. Sri Meenakshi Sundareswarar, etc., Madura Devasthanams, Madura.	District Court, Madura.	Application under scheme decree for modification of scheme.	Do.

STATEMENT XIV-A—cont.

List of suits, appeals or petitions filed against the Board and disposed of up to 30th June 1929.

Serial number.	Number of the suit, etc., and the name of the institution.	Name of Court.	Nature of the suit, etc., and the sections of the Act under which filed.	Nature of disposal.
41	O.P. 88/28. Sri Janaka Mariamman temple, Sholavandan, Nilakkottai Taluk.	District Court, Madura	Sec. 84 (2).	Petition allowed.
42	I.A. 13/27 in O.S. 1/26. Sri Kasi Viswanathasawami temples, Komaralingam, Udamalpet Taluk.	District Court, Coimbatore.	Application for impleading the Board as a party to the suit under sec. 53 (3) of Madras Act I of 1925.	Dismissed with costs.
43	I.A. 231/27 in O.S. 3/27. Sri Subrahmanyaswami temple, Chennimalai.	Do.	Section 57 (3)	Do.
44	C.S. 624/25. Pandarasannadhi of Dharmapuram Math, Tanjore District.	High Court	Act ultra vires	Do.
45	C.S. 573/25. Pandarasannadhi of Tiruvaduthurai Math, Tanjore District.	Do.	Do.	Do.
46	C.S. 168/26. Perumal, Pidari and other temples, Rāmnād District.	Do.	Do.	Do.
47	C.S. 169/26. Pillayar-patti Kovil, Rāmnād District.	Do.	Do.	Do.
48	C.S. 170/26. Neman Kovil, Rāmnād District.	Do.	Do.	Do.
49	C.S. 412/26. Tairavan Kovil, Rāmnād District.	Do.	Do.	Do.
50	C.S. 295/26. Kalahastheswaraswami temple, Kalahasti, Chittoor District.	Do.	Do.	Suit withdrawn and dismissed with costs.
51	C.S. 409/26. Madiancoolam, Ksethrapala temple, Kasargode Taluk, S. Kanara District.	Do.	Do.	Dismissed with costs.
52	C.S. 248/26. Parambanthali temple, Mulla seeri, Ponnani Taluk, Malabar District.	Do.	Do.	
53	C.S. 372/26. Cherukunnu and other temples, Chirakkal Taluk, Malabar District.	Do.	Do.	Do.
54	C.S. 383/26. Ramapuram temple, Chirakkal Taluk, Malabar District.	Do.	Do.	Do.

STATEMENT XIV-A—cont.

List of suits, appeals or petitions filed against the Board and disposed of up to 30th June 1929—cont.

Serial number.	Number of the suit, etc., and the name of the institution.	Name of Court.	Nature of the suit, etc., and the sections of the Act under which filed.	Nature of disposal.
55	C.S. 384/26. Temples under the trusteeship of the Raja of Kadambranad, Kurumbranad Taluk, Malabar District.	High Court	Act ultra vires	Dismissed with costs.
56	C.S. 390/26. Perumudiseri and other temples, Ponnani Taluk, Malabar District.	Do.	Do.	Do.
57	C.S. 338/26. Temples under the Raja of Palghat, Palghat Taluk, Malabar District.	Do	Do.	Do.
58	C.S. 64/27. Taliparamba and other temples, Chirakkal Taluk, Malabar District.	Do.	Do.	Do.
59	C.S. 229/26. Ramapuram temple, Koduvayur, Palghat Taluk, Malabar District.	Do.	Do.	Do.
60	C.S. 376/26. Nallakavu temple, Palghat Taluk, Malabar District.	Do.	Do.	Do.
61	C.S. 424/26. Kothamala temple, Palghat Taluk, Malabar District.	Do.	Do.	Suit decreed with half the taxed costs on the question that there was no temple in existence which would satisfy the definition of a temple in the Act and on which the Board could exercise control.
62	C.S. 560/25. Thirumalai-Tirupati, etc., temples, Chittoor District.	Do.	Act ultra vires	Suit withdrawn. No costs allowed.
63	C.S. 569/26. Srikapuram Dakshinamurthi temple, Ponnani Taluk, Malabar District.	Do.	Do.	Dismissed with costs.
64	C.S. 734/25. Ahobilam Math, Tanjore District.	Do.	Do.	Suit withdrawn. No costs.
65	C.S. 598/25. Thirukaragudi Math, Nanguneri, Tinnevely District.	Do.	Do.	Do.
66	C.S. 500/26. Koteswaraswami temple, Kotapakonda, Guntur District.	Do.	Do.	Dismissed with costs.

STATEMENT XIV-A—cont.

Lift of suits, appeals or petitions filed against the Board and disposed of up to 30th June 1929—cont.

Serial number.	Number of the suit etc., and the name of the institution.	Name of Court.	Nature of the suit, etc., and the sections of the Act under which filed.	Nature of disposal.
67	C.S. 722/26. Alamanna and other temples, Ponnani Taluk, Malabar District.	High Court.	Act ultra vires	Suit withdrawn. No costs.
68	C.S. 480/26. Admar and other Maths. Udupi, South Kanara District.	Do.	Do.	Do.
69	C.M.A. 199/26	Do.
70	C.R.P. 774/26. Tiruvangatt temple, Tellicherry, North Malabar.	Do.	Against the order of the District Court, North Malabar.	Dismissed with costs.
71	Nallakavu temple, Palghat Taluk, Malabar District.	Do.	Application for a writ of prohibition.	Posted along with C.S. 376/26 and disposed of.
72	Ramapuram temple, Koduvayur, Palghat Taluk, Malabar District.	Do.	Do.	Posted along with C.S. 338/26 and disposed of.
73	O.S. 751/27. Gangamadevi temple, Venkatapuram, Ongole Taluk, Guntūr District.	City Civil Court, Madras.	For a declaration that the suit temple is private and for the cancellation of the Board's order declaring the temple public.	Dismissed with costs.
74	O.P. 1923/28. Dandayndhapaniswami temple, Palni, Madura District.	High Court	Writ of mandamus and an injunction.	Do.
75	C.R.P. 577/27. Kasiswanathaswami temple, Kolummanad, Coimbatore District.	Do	Petition against the order of the District Judge, in O.S. 1/26 rejecting an application to implead the Board as a party.	Do.
76	C.M.A. 292/27. Thiruvangatt temple, Tellicherry, North Malabar.	Do.	For setting aside the order of the District Judge of North Malabar permitting the Receiver to grant Melcharih of the temple properties.	Do.
77	C.B.P. 1631/27. Temples under the Raja of Punnathoor, Malabar District.	Do.	Against the order of the District Court of South Malabar in O.P. 40/27 on the Court-fee question in petitions under section 84 (2) of the Act.	Do.
78	C.R.P. 1632/27. Temples under the Raja of Punnathoor, Malabar District.	Do.	Against the order of the District Court of South Malabar in O.P. 41/27.	Do.
79	C.R.P. 1633/27. Arakurssi temple, Walluvanad, Malabar District.	Do.	Against the order of the District Court of South Malabar in O.P. 75/27.	Do.

STATEMENT XIV-A—cont.

List of suits, appeals or petitions filed against the Board and disposed of up to 30th June 1929—cont.

Serial number.	Number of the suit, etc., and the name of the institution.	Name of Court.	Nature of the suit, etc., and the sections of the Act under which filed.	Nature of disposal.
80	C.R.P. 1634/27. Chimba temple, Chambrakulam, Palghat Taluk, Malabar District.	High Court.	Against the order of the District Court of South Malabar in O.P. 130/27.	Dismissed with costs.
81	C.R.P. 1635/27. Kodur-manna temple, Walluvanad Taluk, Malabar District.	Do.	Against the order of the District Court of South Malabar in O.P. 131/27.	Do.
82	C.R.P. 1644/27. Pudukramam, Viswanatha swami temple, Kollengode, Palghat, Malabar.	Do	Against the order of the District Court of South Malabar in O.P. 42/27 on the Court-fee question in petitions under section 84 (2).	Petition allowed. Each party to bear its or their costs.
83	C.R.P. 1667/27. Thiruvegappura temple, Thiruvegappura, Walluvanad Taluk, Malabar District.	Do.	Against the order of the District Court of South Malabar in O.P. 53/27.	Do.
84	C.R.P. 1670/27. Mannathoor temple, Kuthanoor, Palghat Taluk, Malabar District.	Do.	Against the order of the District Court of South Malabar in O.P. 80/27.	Do.
85	C.R.P. 26/28. Kanniakaparameswari temple, Sultanpet, Palghat, Malabar.	Do.	Against the order of the District Court of South Malabar in O.P. 169/27.	Do.
86	C.R.P. 394/28. Parambanthali temple, Mukasseri, Ponnani Taluk, Malabar District.	Do.	Against the order of the District Court of South Malabar in O.P. 24/27.	Do.
87	C.R.P. 395/28. Muthukunnu temple, Manjeri, Ernad Taluk, Malabar District.	Do.	Against the order of the District Court of South Malabar in O.P. 131/26.	Do.
88	C.R.P. 403/28. Thrikangode Pandumoorthis temple, Walluvanad Taluk, Malabar District.	Do.	Against the order of the District Court of South Malabar in O.P. 159/27.	Do.
89	C.R.P. 406/28. Srikapuram, Dakshinamoorthi temple, Ponnani Taluk, Malabar District.	Do.	Against the order of the District Court of South Malabar in O.P. 70/27.	Do.
90	C.R.P. 1076/28. Thrikateri, Moonumurthi temple, Walluvanad Taluk, Malabar District.	Do	Against the order of the District Court of South Malabar in O.P. 32/28.	Do.

STATEMENT XIV-A—cont.

List of suits, appeals or petitions filed against the Board and disposed of up to 30th June 1929—cont.

Serial number.	Number of the suit, etc., and the name of the institution.	Name of Court.	Nature of the suit, etc., and the sections of the Act under which filed.	Nature of disposal.
91	C.R.P. 451/28. Painkariyur temple, Kuttipuram, Ponnani Taluk, Malabar District.	High Court.	Against the order of the District Court of South Malabar in O.P. 126/27.	Petition allowed. Each party to bear its or their costs.
92	C.R.P. 424/28. Pachayil temple, Sri Krishnapuram Amsom, Walluvanad Taluk, Malabar District.	Do.	Against the order of the District Court of South Malabar in O.P. 110/27.	Do.
93	C.R.P. 453/28. Alamanna, etc., temples, Ponnani Taluk, Malabar District.	Do.	Against the order of the District Court of South Malabar in O.P. 55/27.	Do.
94	C.R.P. 1016/28. Thirumandhankurissi temple, Kongod, Palghat Taluk, Malabar District.	Do.	Against the order of the District Court of South Malabar in O.P. 2/28.	Do.
95	Temples under the Raja of Palghat, Malabar District.	Do.	Application for a writ of prohibition.	Posted along with S.C. 338/26 and disposed of.
96	C.R.P. 599/26. Kasivisanathaswami temple, Santhapet, Nellore.	Do.	Against the order of the District Judge, Nellore, in O.P. 24/26, on the Court fee question in petitions under section 84 (2).	Dismissed with costs.
97	O.P. 276/28. Kalankoti Matam, Cherukunnu, Chirakkal Taluk, Malabar District.	Do.	For a writ of certiorari against the Board.	Petition allowed. Board not to pay the costs.
98	O.S.A. 64/28. Palni temple, Madura District.	Do.	Against the order of the High Court dismissing O.P. 1923 of 1928. Vide S. No. 31 ante.	Withdrawn. No costs allowed.
99	O.P. 38/28. Manthrapureswarar temple, Tanjore District.	Do.	Application for a writ of certiorari.	Dismissed with costs.
100	Dandayudhapaniswami temple, Palni Taluk, Madura District.	Do.	Application for a writ of mandamus.	Do.
101	Thrikkannapuram temple, Ponnani Taluk, Malabar District.	Do.	For a writ of prohibition.	Withdrawn.
102	O.P. 93/26. Sri Ramaswami temple, Karimpuzha, Walluvanad Taluk, Malabar District.	District Court, South Malabar.	Petition to set aside the order of the Board declaring the temple public. Section 84 (2).	Dismissed with costs.

STATEMENT XIV-A—*cont.*

List of suits, appeals or petitions filed against the Board and disposed of up to 30th June 1929—*cont.*

Serial number.	Number of the suit, etc., and the name of the institution.	Name of Court.	Nature of the suit, etc., and the sections of the Act under which filed.	Nature of disposal.
103	O.P. 37/27. Thrikkannapuram temple, Thrikkannapuram Amsom, Ponnani Taluk, Malabar District.	District Court, South Malabar	Petition to set aside the order of the Board declaring the temple public. Section 84 (2).	Dismissed with costs.
104	O.P. 38/27. Thrikkovil temple, Kaladi Amsom, Ponnani Taluk, Malabar District.	Do.	Do	Do.
105	O.P. 131/26. Muthrukannu and another temple, Manjeri, Ernad Taluk, Malabar District.	Do.	Do	Do.
106	O.P. 24/27. Parambathali temple, Mullaseri, Ponnani Taluk, Malabar District.	Do.	Do.	Do.
107	O.P. 53/27. Thiruvegapura temple, Thiruvegappura, Walluvanad Taluk, Malabar District.	Do.	Do.	Do.
108	O.P. 65/27. Antimahakalam temple, Edayur, Ponnani Taluk, Malabar District.	Do.	Do.	Do.
109	O.P. 64/27. Mahadevamangalam temple, Mundamuka, Walluvanad Taluk, Malabar District.	Do.	Do	Do.
110	O.P. 67/27. Madapullikavu temple, Yakkara, Palghat Taluk, Malabar District.	Do.	Do.	Do.
111	O.P. 69/27. Palliprom temple, Vetom, Ponnani Taluk, Malabar District.	Do.	Do.	Do.
112	O.P. 82/27. Cheruvaikara Siva temple, Easwaramangalam, Ponnani Taluk, Malabar District.	Do.	Do.	Do.
113	O.P. 85/27. Govardhanapuram temple, Easwaramangalam Amsom, Ponnani Taluk, Malabar District.	Do.	Do.	Do.

STATEMENT XIV-A—*cont.*

List of suits, appeals or petitions filed against the Board and disposed of up to 30th June 1929—*cont.*

Serial number.	Number of the suit, etc., and the name of the institution.	Name of Court.	Nature of the suit, etc., and the sections of the Act under which filed.	Nature of disposal.
114	O.P. 86/27. Kavapara Siva temple, Muthur Amsom, Ponnani Taluk, Malabar District.	District Court, South Malabar.	Petition to set aside the order of the Board declaring the temple public. Section 84 (2).	Dismissed with costs.
115	O.P. 87/27. Valamarudur temple, Chennara, Ponnani Taluk, Malabar District.	Do.	Do.	Do.
116	O.P. 88/27. Valiakannu temple, Valiakannu, Ponnani Taluk, Malabar District.	Do.	Do.	Do.
117	O.P. 105/27. Kaithrikovil temple, Atavanad Amsom, Ponnani Taluk, Malabar District.	Do.	Do.	Do.
118	O.P. 103/27. Kothakursi temple, Kothakursi, Walluvanad Taluk, Malabar District.	Do.	Do.	Do.
119	O.P. 111/27. Thripulikkal and other temples, Walluvanad and Palghat Taluks, Malabar District.	Do.	Do.	Do.
120	O.P. 115/27. Pazanchanur temple, Kadalundi, Ernad Taluk, Malabar District.	Do.	Do.	Do.
121	O.P. 110/27. Pachayil temple, Sri Krishnapuram, Walluvand Taluk Malabar District.	Do.	Do.	Do.
122	O.P. 124/27. Kadafi Vishnu temple, Kolalambu Amsom, Ponnani Taluk, Malabar District.	Do.	Do.	Do.
123	O.P. 138/27. Kandamangalam and other temples, Palghat Taluk, Malabar District.	Do.	Do.	Do.
124	O.P. 139/27. Cherna-thoor, Bhagavathi temple, Chittlancherry, Palghat Taluk, Malabar District.	Do.	Do.	Do.

STATEMENT XIV-A—cont.

List of suits, appeals or petitions filed against the Board and disposed of up to 30th June 1929—cont.

Serial number.	Number of the suit, etc., and the name of the institution.	Name of Court.	Nature of the suit, etc., and the section of the Act under which filed.	Nature of disposal.
125	O.P. 135/27. Panayur Kavu, Vadakumprom, Walluvanad Taluk, Malabar District.	District Court, South Malabar.	Petition to set aside the order of the Board declaring the temple public. Section 84 (2).	Dismissed with costs.
126	O.P. 126/27. Painkanur temple, Kuttippuram Amsom, Ponnani Taluk, Malabar District.	Do.	Do.	Do.
127	O.P. 162/27. Kalluvazhi temple, Moothidath-madamba Amsom, Walluvanad Taluk, Malabar District.	Do.	Do.	Do.
128	O.P. 125/27. Vaikathur temple, Kattipparuthi Amsom, Ponnani Taluk, Malabar District.	Do.	Do.	Do.
129	O.P. 159/27. Randumoorthi temple, Thrikkangode, Walluvanad Taluk, Malabar District.	Do.	Do.	Do.
130	O.P. 7/28. Easwaramangalam temple, Srikrishnapuram Amsom, Walluvanad Taluk, Malabar District.	Do.	Do.	Do.
131	O.P. 18/28. Polpulli temple, Polpulli, Wynaad Taluk, Malabar District.	Do.	Do.	Do.
132	O.P. 35/28. Perumangoti temple, Srikrishnapuram, Walluvanad Taluk, Malabar District.	Do.	Do.	Do.
133	O.P. 42/28. Srikrishnapuram temple, Srikrishnapuram Amsom, Walluvanad Taluk, Malabar District.	Do.	Do.	Do.
134	O.P. 75/28. Eravimangalam temple, Eravimangalam, Walluvanad Taluk, Malabar District.	Do.	Do.	Do.
135	O.P. 130/27. Chemba temple, Chambrakulam Amsom, Palghat Taluk, Malabar District.	Do.	Do.	Do.

STATEMENT XIV-A—cont.

List of suits, appeals or petitions filed against the Board and disposed of up to 30th June 1929—cont.

Serial number.	Number of the suit, etc., and the name of the institution.	Name of Court.	Nature of the suit, etc., and the section of the Act under which filed.	Nature of disposal.
136	O.P. 131/27. Kodur- manna temple, Mannampatta, Wallu- vanad Taluk, Malabar District.	District Court, South Malabar.	Petition to set aside the order of the Board declaring the temple public. Section 84 (2).	Dismissed with costs.
137	O.P. 127/28. Thrithan- thoni temple, Vadana- kurissi Amsom, Walluvanad Taluk, Malabar District.	Do	Do.	Do.
138	O.P. 117/26. Thirumani- yur temple, Kaladi, Ponnani Taluk, Malabar District.	Do.	Do.	Matter refer- red back to the Board for further enquiry. Do.
139	O.P. 169/27. Pattikara Kannikaparameswari temple, Palghat, Malabar District.	Do.	Do.	
140	O.P. 59/27. Malloor temple, Edayur, Ponnani Taluk, Malabar District.	Do	Do.	Board's order set aside as the annual income of the temple was found to be below Rs. 250. Do.
141	O.P. 134/27. Kavuttil Baghavathi temple, Pookod, Ponnani Taluk, Malabar District.	Do.	Do.	
142	O.S. 1/28. Antimaha- kalan and Pariyanam- patta temples, Walluvanad Taluk, Malabar District.	Do.	Do.	Board's scheme set aside.
143	O.S. 5/27. Venkata- ramana temple, Manga- lore, South Kanara.	District Court, South Kanara.	To set aside the scheme settled by the Board. Section 57 (3).	Suit dismissed with costs. Board's scheme modified. Do.
144	O.S. 4/27. Venkata- ramana temple, Mangalore, South Kanara.	Do.	To set aside the interim- orders of the Board in the scheme proceedings.	
145	O.S. 10/27. Venkata- ramana temple, Manga- lore, South Kanara.	Do.	Do.	Do.
146	O.S. 11/27. Venkata- ramana temple, Mangalore, South Kanara.	Do.	Do.	Do.

STATEMENT XIV-A—*cont.*

List of suits, appeals or petitions filed against the Board and disposed of up to 30th June 1929—*cont.*

Serial number.	Number of the suit, etc., and the name of the institution.	Name of Court.	Nature of the suit, etc., and the section of the Act under which filed.	Nature of disposal.
147	O.S. 4/28. Polpulli temple, Polpulli, Wynaad Taluk.	Sub-Court, Calicut.	To set aside the Board's Order declaring the temple public. Section 84 (2).	Dismissed with costs.
148	O.S. 28/26. Anandeswaran temple, Erome, Chirakkal Taluk, Malabar District.	District Court, North Malabar.	Do.	Do.
149	O.P. 62/26. Anandeswaran temple, Erome, Chirakkal Taluk, Malabar District.	Do	Do	Petition allowed Board's costs ordered.
150	O.S. 21/26. Sri Vaikunta Perumal temple, Big Conjeeveram, Conjeeveram Taluk, Chingleput District.	District Court, Chingleput.	Section 57 (3) of Madras Act I of 1925.	Dismissed with costs.
151	O.S. 3/27. Sri Tathaguruswami Math, Periapalayam, Chingleput District.	Do.	Suit to declare that the Math is not subject to the jurisdiction of the Board.	Do.
152	O.P. 76/27. Sri Lakshminarayanawami temple, Needamangalam.	District Court, West Tanjore.	Section 84 (2)	Dismissed.
153	O.S. 11/28. Karpaganathaswami temple, Karpakanathakulam, Tiruturaippundi.	District Court, East Tanjore.	Section 57 (3)	Do.
154	O.S. 12/28. Kayarohanawami and Nilayathakshi temples, Negapatam.	Do.	Do.	Do.
155	O.P. 154/27. Karpanaswami temple, Akinathapuram, Tanjore District.	District Court, West Tanjore.	Section 84 (2)	Do.

N.B.—Hundred and nineteen of the cases filed during previous faslis and 181 out of those filed during fasli 1338 were pending on 30th June 1929.

STATEMENT XV.

(Vide paragraph 46 of the report.)

List of suits, appeals or petitions filed by the Board from 1st July 1928 up to 30th June 1929.

Serial number.	Number of the suit, etc., and the name of the institution.	Name of Court.	Nature of the suit, etc., and the section of the Act under which filed.	Nature of disposal.	Remarks.
1	O.S. 2/28. Sri Kalahastheswaraswami temple, Kalahasti.	District Court, Chittoor.	For modification of the Court Scheme, Sec. 75.	Scheme filed by consent of both parties. Decreed with costs.	
2	C.R.P. 1734/28. Sri Bheemeswaraswami temple, Nidamanur, Ongole Taluk, Guntur District.	High Court, Madras.	Against the order of the District Court, Guntur in O.P. 5/27 refusing to amend the Court scheme.	Pending.	
3	C.R.P. 1735/28. Sri Chennakesavaswami, etc., temples, Nidamanur, Ongole Taluk, Guntur District.	Do.	Against the order of the District Court, Guntur in O.P. 6/27.	Do.	
4	C.R.P. 1736/27 Sri Lakshminarasimhaswami temple, Ketavaram Agraharam, Sattena-palli Taluk, Guntur District.	Do.	Against the order of the District Court, Guntur in O.P. 27/27.	Do.	
5	C.R.P. 930/28. Sri Anandeswaraswami temple, Ezhome, Chirakkal Taluk, North Malabar District.	Do.	Against the order of the District Court, North Malabar in O.P. 62/26 setting aside the order of the Board deciding the temple to be public.	Do.	
6	O.S.A. 101/28. Kottamala temple, Kakkayur, Palghat Taluk, South Malabar District.	Do.	Against the order of the High Court in C.S. 424/26.	Do.	

STATEMENT XV—*cont.*

(Vide paragraph 46 of the report.)

List of suits, appeals or petitions filed by the Board from 1st July 1928 up to 30th June 1929—*cont.*

Serial number.	Number of the suit, etc., and the name of the institution.	Name of Court.	Nature of the suit, etc., and the section of the Act under which filed.	Nature of disposal.	Remarks.
7	O.S. 16/28. Sri Puthmariamman temple, Kurunjipadi Kuppam, Cuddalore Taluk.	District Court, South Arcot.	For modification of the Court scheme, Sec. 75.	Pending.	
8	O.S. 21/28. Sri Krishna and Dharmaraja temple, Moolapet, Nellore.	District Court, Nellore.	Do.	Do.	The Board was added as a defendant in the suit.
9	O.S. 36/29. Sri Hariharadula Devasthanam, Krishnapatam.	Do.	Do.	Do.	Do.
10	O.S. 1/28. Sri Devarajaswami temple, Big Conjeeveram.	District Court, Chingleput.	Do.	Do.	The Board got itself impleaded as a defendant in the suit.

STATEMENT XV-A.

(Vide paragraph 46 of the report.)

List of suits, appeals or petitions filed by the Board and disposed of up to 30th June 1929.

Serial number.	Number of the suit, etc., and the institution.	Name of Court.	Nature of the suit, etc., and the section of the Act under which filed.	Nature of disposal.
1	O.S. 1/28. Kalahastheswaraswami temple, Kalahasti.	District Court, Chittoor.	For modification of the Court scheme, Sec. 75.	Scheme filed by consent of both parties. Decreed with costs.
2	O.P. 5/27. Sri Bheemeswaraswami temple, Nidamanur, Ongole Taluk.	District Court, Guntur.	For modification of the Court scheme Sec. 71 of Madras Act I of 1925.	Dismissed.
3	O.P. 6/27. Sri Chennakesavaswami, etc., temples, Nidamanur, Ongole Taluk.	Do.	Do.	Do.
4	O.P. 27/27. Sri Lakshminarasimhaswami temple, Ketavaram Agraharam, Sattena-palli Taluk.	Do.	Do.	Do.
5	O.S. 8/25. Tiruvangad temple, Tellicherry.	District Court, North Malabar.	Sec. 69 of Madras Act I of 1925.	Decreed with costs.

N.B.—Two of the cases filed during previous faslis and nine of those filed during fasli 1338 were pending on 30th June 1929.

STATEMENT XVI.

(Vide paragraph 48 of the report.)

Statement showing the amount of contributions received from maths and temples during the period from 1st July 1928 up to 30th June 1929.

Serial number and district.	Amount.			Serial number and district.	Amount.		
	RS.	A.	P.		RS.	A.	P.
1. Ganjām	6,490	15	2	15. North Arcot	986	2	9
2. Vizagapatam	5,489	11	3	16. Salem	1,180	13	3
3. East Godāvāri	2,870	15	3	17. Coimbatore	3,094	14	3
4. West Godāvāri	3,463	4	0	18. The Nilgiris	75	8	0
5. Kistna	2,981	10	11	19. Tanjore	70,981	1	10
6. Guntūr	1,748	8	2	20. Trichinopoly	14,733	7	11
7. Nellore	3,682	9	1	21. Madura	7,416	6	6
8. Kurnool	1,435	4	3	22. Ramnad	2,467	15	6
9. Chittoor	17,475	4	3	23. Tinnevelly... ..	12,217	13	3
10. Bellary	1,305	15	11	24. Malabar	16,301	3	7
11. Cuddappah	1,170	5	5	25. South Kanara	3,511	8	0
12. Anantapur... ..	376	3	0				
13. Chingleput	4,870	2	6				
14. South Arcot	3,632	5	8				
				Total	1,29,960	1	8

STATEMENT XVI-A.

(Vide paragraph 50 of the report.)

Statement showing the progress in the issue of final demands for contribution for fasli 1338 under Section 70 of the Act.

Serial number.	Name of the district.	Number of institutions to which final demands have to be issued.	Number of final demands prepared and issued.	Remarks.
(1)	(2)	(3)	(4)	(5)
1	Kurnool	470	458	<p>The difference between columns 3 and 4 is due to the non-issue of demands for several reasons such as the following : -</p> <p>(i) Some of the institutions have paid-up contributions in full prior to issue of demands ;</p> <p>(ii) Objections regarding jurisdiction or low income, etc., are pending disposal ;</p> <p>(iii) The returns received are pending scrutiny ;</p> <p>(iv) Lump sums have been received from trustees who have a large number of institutions under their control and regular returns of income are awaited before adjustments issued wherever necessary.</p> <p>Progress is being made towards the completion of the work.</p> <p>It has to be noted that 2,227 demands for periods prior to fasli 1338 have also been issued during the fasli.</p>
2	Bellary	292	277	
3	Nellore	299	189	
4	Chittoor	158	139	
5	Anantapur	102	90	
6	Cuddapah	156	151	
7	Ganjām	1,040	983	
8	Vizagapatam	161	151	
9	East Godāvāri	704	498	
10	West Godāvāri	580	500	
11	Kistna	502	382	
12	Guntūr	925	920	
13	Tinnevelly	451	417	
14	Coimbatore	616	408	
15	Rāmnād	422	150	
16	Madura	182	160	
17	Salem	159	143	
18	The Nilgiris	18	18	
19	Malabar	1,176	678	
20	South Kanara	332	262	
21	North Arcot	512	218	
22	Tanjore... ..	1,153	874	
23	Trichinopoly	595	423	
24	South Arcot	524	426	
25	Chingleput	237	203	
	Total ...	11,706	9,118	

STATEMENT XVII.

(Vide paragraph 54 of the report.)

(1) Statement of receipts and charges for fasli 1338.

General account.

Receipts.			Charges.		
	RS.	A. P.		RS.	A. P.
Opening balance			(1) Salaries—		
(1) Contribution received from temples, etc.	1,90,249	13 8	(a) Officers	60,409	1 0
Deduct refunds	289	12 0	(b) Board's office	44,211	2 0
			(c) Mufassal staff	30,727	9 0
(2) Copying charges	1,80,960	1 8	(2) Travelling allowance—		
Deduct refunds	2,862	11 6	(a) Officers and staff	5,918	15 11
			(b) Mufassal staff	14,010	9 0
(3) Miscellaneous receipts	2,682	13 6	(3) Law charges—		
Deduct refunds	3,721	7 1	(a) Fees to vakils	21,025	5 3
	136	9 0	(b) Stamp charges	454	0 6
			(c) Miscellaneous charges	740	7 0
			(d) Out-lets	5,449	11 6
(4) Recoveries towards law charges	3,584	14 1	(4) Contingencies—		
(5) Interest allowed by bank	346	6 6	(a) Rents, rates, etc.	2,459	15 0
(6) Loans received from Government	496	5 0	(b) Postage and telegram charges	6,868	6 3
(7) Recovery of loans advanced to Temple Committees	24,900	0 0	(c) Stationery	2,626	14 0
(8) Advances recovered—	716	8 10	(d) Books and periodicals	192	4 9
(a) Travelling allowance	1,280	0 0	(e) Electricity and lighting charges	566	5 8
(b) Permanent advance	40	0 0	(f) Telephone charges	350	2 7
(c) Miscellaneous advance	60	10 0	(g) Printing and publication charges	1,182	9 8
			(h) Furniture	868	12 6
Total	2,23,177	11 7	(i) Pay of menials	198	4 0
			(j) Miscellaneous	1,626	0 7
Grand total including balance	2,44,115	10 3	(5) Repayment of loans to Government		
			(6) Grant of loan to Temple Committees	360	11 2
			(7) Suspense account	9	0 0
			(8) Advances recoverable—		
			(a) Travelling allowance	1,245	0 0
			(b) Miscellaneous advance	134	4 0
			(c) Permanent advance	530	0 0
			Total	2,02,133	13 8
			Closing Balance	41,981	12 7
			Grand total including Balance	2,44,115	10 3

(ii) Statement of Receipt and Charges for Fasli 1338.

No. II Account—Deposits.

Receipts.			Charges.		
<i>(a) Deposits in the name of individual temples.</i>					
	RS.	A. P.		RS.	A. P.
Opening balance ...	37,432	10 8	Charges during the fasli.	22,340	11 6
Receipts during the fasli.	2,933	13 0	Closing balance ...	18,025	12 2
Total including opening balance ...	40,366	7 8	Grand total including closing balance ...	40,366	7 8
<i>(b) Mis. deposits in the name of the Board.</i>					
Opening balance ...	1,498	0 8	Charges during the fasli	8,294	11 0
Receipts during the fasli.	11,855	8 0	Closing balance ..	5,058	13 8
Total including opening balance ...	13,353	8 8	Grand total including closing balance ...	13,353	8 8

STATEMENT XVIII.

(Vide paragraph 55 of the report.)

Statement showing the names of Committees, their jurisdiction and their sanctioned strength, etc., as it stood on 30th June 1929.

Serial number.	Name of district.	Name of Committee.	Sanctioned strength.	Present strength.	Jurisdiction of the Committee (non-excepted temples situated in)	When it began to function.	Period of interregnum during the fasli.		Remarks.
							From	To	
1	Kurnool	Kurnool District Temple Committee.	12	...	Kurnool District	10 Nov. 1926.	20 Mar. 1929.	30 June 1929.	Proposals for the abolition of the Committee and the reconstitution of a new Committee with nominated members have been accepted by Government since the close of the fasli.
2	Bellary	Bellary District Temple Committee.	11	...	Bellary District	13 Nov. 1926.	19 June 1929.	Do.	Do.
3	Chittoor	Chittoor District Temple Committee.	12	11	The District of Chittoor except Tirupati and Tirumalai, etc., Devasthanams.	* 11 June 1929.	16 Apr. 1929.	16 June 1929.	* This is the date of the publication of the Government Order reconstituting the Committee after abolition. The first meeting was however held only after the close of the fasli.
4	Nellore	Nellore District Temple Committee.	12	10	Nellore District	19 Oct. 1926.	10 Apr. 1929.	30 June 1929.	Proposals for the abolition of the Committee and the reconstitution of a new Committee with nominated members have been accepted by Government since the close of the fasli.
5	Anantapur	Anantapur District Temple Committee.	12	11	Anantapur District	4 June 1929.	2 Jan. 1929.	20 May 1929.	The Gooty and Dharmavaram Circle Temple Committees which functioned till 2nd January 1929 were abolished and a single Committee for the whole district was constituted with nominated members with effect from 21st May 1929.
6	Cuddapah	Cuddapah District Temple Committee.	12	12	Cuddapah District	26 Mar. 1929.	16 Jan. 1929.	11 Mar. 1929.	The Cuddapah and Proddatur Circle Temple Committees which functioned till 16th January 1929 and 2nd January respectively were abolished and a single Committee for the whole district was constituted with nominated members by Government with effect from 12th March 1929.

7	Ganjam	Ganjam District Temple Committee.	12	12	Ganjam District	1	Apr. 1927.	4	July 1928.	29	July 1928.	Proposals for the abolition of the committees and the reconstitution of a new committee with nominated members have been accepted by Government since the close of the fash.
8	Vizagapatam ...	Vizagapatam District Temple Committee.	12	11	Vizagapatam District	26	Oct. 1928.	7	May 1928.	30	June 1928.	Do.
9	East Godavari ...	East Godavary District Temple Committee.	12	11	East Godavary District	5	Oct. 1928.	25	June 1928.		Do.	Do.
10	West Godavari...	West Godavary District Temple Committee.	12	12	West Godavari District	19	Oct. 1928.	25	June 1928.		Do.	Do.
11	Kistna	Kistna District Temple Committee.	12	9	Kistna District... ..	9	Nov. 1928.	1	July 1928.	2	July 1928.	Do.
12	Guntur	Guntur District Temple Committee.	12	12	Guntur District	5	Oct. 1928.	18	June 1929.	30	June 1928.	Do.
13	Coimbatore ...	The Coimbatore Circle Temple Committee.	12	12	Revenue taluks of Avanashi, Coimbatore, Gobichettipalayam, Pollachi and Udamalpet.	18	Dec. 1928.	1	July 1928.	4	Dec. 1928.	These two Committees were constituted with effect from 4th December 1928 in the place of the four old committees abolished.
14	Erode	The Erode Circle Temple Committee.	12	12	Revenue taluks of Erode, Bhavani, Dharapuram, Palladam and Kollegal.	18	Dec. 1928.			15	Apr. 1929.	Fresh appointment of members was made under the proviso to section 22 of the Act for a period of one year from 16th April 1929.
15	Salem	The Salem Circle Temple Committee.	10	10	Revenue taluks of Attur, Omalur and Salem.	4	June 1927.	1	July 1928.	15	Apr. 1929.	Do.
16	Dharmapuri ...	The Dharmapuri Circle Temple Committee.	9	9	Revenue taluks of Dharmapuri, Hosur, Krishnagiri and Uttangarai.	14	June 1927.		Do.		Do.	Do.
17	Tiruchengode ...	The Tiruchengode Circle Temple Committee.	12	12	Revenue taluks of Namakkal, Rasipur and Tiruchengode.	9	June 1927.		Do.	29	Apr. 1929.	The strength of the Committee was increased from nine to twelve and fresh appointment of members was made under the proviso to section 22 of the Act for a period of one year from 30th April 1929.
18	The Nilgiris ...	The Nilgiri District Temple Committee.	7	5	The Nilgiri District	2	Jan. 1929.					Period to the constitution of this Committee, the non-excepted temples in the district were not under any temple committee.
19	Ramnad	The Ramnad District Temple Committee.	10	10	Ramnad District	1	Apr. 1927.	1	July 1928.	20	Aug. 1928.	Fresh appointment of members was made under the proviso to Section 22 of the Act for a period of one year from 21st August 1928.
20	Madura	The Paimi Circle Temple Committee.	7	7	Revenue taluks of Paimi Dindigul and Kodaikanal.	27	July 1927.	15	July 1928.	31	Dec. 1928.	Fresh appointment of members was made under the proviso to Section 22 of the Act for a period of six months from 1 January 1929.
21	Do.	The Periyakulam Circle Temple Committee.	10	10	Revenue taluks of Periyakulam Nilakottai and Tirumangalam.	5	Sep. 1928.		Do.	20	Aug. 1928.	The old Periyakulam Circle Temple Committee was abolished on 21st August 1928.

173

426

STATEMENT XVIII—cont.

Statement showing the names of committees, their jurisdiction and their sanctioned strength, etc., as it stood on 30th June 1929—cont.

Serial number.	Name of district.	Name of Committee.	Sanctioned strength.	Present strength.	Jurisdiction of the Committee.	When began to function.	Period of interregnum during the fact.		Remarks.
							From	To	
23	Madura	The Madura Circle Temple Committee.	12	12	Revenue taluks of Melur, Madura, with the exception of the temples under the jurisdiction of the Madura Sri Minakshi Sundareswarar, etc. Devasthanam Committee.	2 Sep. 1928.	1 July 1928.	20 Aug. 1928.	The old Madura Circle Temple Committee was abolished on 21st August 1928.
24	Do.	The Madura Sri Minakshi Sundareswarar, etc. Devasthanam Committee.	10	10	Sri Minakshi Sundareswarar, etc. Devasthanams, Madura.	3 Sep. 1928.	Do.	Do.	The old committee under Act XX of 1883 was abolished on 1st December 1927 and the new committee was constituted under Madras Act II of 1927 with effect from 21st August 1928.
25	Tinnevely	1. The Tinnevely Circle Temple Committee.	10	10	Revenue taluks of Tinnevely, Tenkasi, Ambasamudram and Nanguneri.	27 June 1927.	Do.	14 Nov. 1928.	On the abolition of the Tinnevely District Vishnu Temple Committee on 31st July 1928, the two Siva Temple Committees were designated as the Tinnevely and Tuticorin Circle Temple Committees and their jurisdiction extended over the Vishnu temples within the local limits of their respective jurisdiction. Members of both the Committees were elected for the first time in October 1929.
26	Do.	2. The Tuticorin Circle Temple Committee.	10	10	Revenue taluks of Tiruchendur, Sri Valakuntam, Koilpatti and Sankarankoil.	Do.	Do.	9 Nov. 1928.	
27	South Kanara	South Kanara District Temple Committee.	12	12	South Kanara District except those temples partly or wholly under Jain trusteeship.	2 Apr. 1929.	15 Jan. 1929.	19 Mar. 1929.	This committee was constituted in the place of the Mangalore and Udipi Circle Temple Committees whose term expired on 14th January 1929.
28	Chingleput	Chingleput Circle Temple Committee.	9	9	Revenue taluks of Madurantakam, Conjeeveram and Chingleput.	10th Dec. 1927.	1st Dec. 1928.	26th May 1929.	Fresh appointment of members was made under the proviso to Section 22 of the Act for a period of one year from 27th May 1929.

28	Do.	...	Tiruvallur Circle Temple Committee.	10	7	Revenue taluks of Saidapet, Tiruvallur, Ponneri and Sriperumbudur.	Do.	Do.	17th June 1928.	Fresh appointment of members was made under proviso to Section 22 of the Act for a period of one year from 17th June 1929.
29	South Arcot	...	South Arcot District Temple Committee.	12	...	South Arcot District	25th July 1927.	25th July 1928.	21st Jan. 1929.	This Committee was reconstituted after abolishing the Cuddalore and Villupuram Circle temple Committees. Though this Committee was constituted in July it was restrained from functioning by an order of the sub-Court up to 21st January 1929.
30	Trichinopoly	...	Trichinopoly Circle Temple Committee.	10	18	Revenue taluks of Trichinopoly, Kovur, Kulittalai and the temples of Samayapuram Mariamman, Melambil Sundararaja Perumal, Kilumbil Brahmappareswarar, Tiruvalur Pundarikaksha Perumal in Lalgudi Taluk.	1st Mar. 1927.	26th June 1929.	30th June 1929.	Proposals for the abolition of the Committee and the reconstitution of a new Committee with nominated members have been accepted by Government since the close of the fast.
31	Do.	...	Turaiyur Circle Temple Committee.	7	6	Revenue taluks of Musiri and Lalgudi except the four temples in Lalgudi Taluk included in the Trichinopoly Circle Temple Committee.	Do.	Do.	Do.	Do.
32	Do.	...	Ariyalur Circle Temple Committee.	7	7	Revenue taluks of Udaiyarpalaiyam and Perambur.	Do.	Do.	Do.	Do.
33	North Arcot	...	North Arcot District Temple Committee.	12	9	North Arcot District	21st Aug. 1928.	1st July 1928.	20th Aug. 1928.	This committee was reconstituted after abolishing the Vellore and Tiruvettipuram Circle temple Committees.
34	Tanjore	...	Negapatam Circle Temple Committee.	12	9	Revenue taluks of Negapatam, Nanniam and Tiruturaippundi.	25th Jan. 1928.	25th July 1928.	3rd Dec. 1928.	Fresh appointment of members was made under proviso to Section 22 of the Act for 1 year with effect from 4th December 1928.
35	Kumbakonam Circle Temple Committee.	8	8	Revenue taluks of Kumbakonam, Mayavaram and Shiyali.	15th Apr. 1927.	1st July 1928.	22nd July 1928.	Fresh appointment of members was made under proviso to Section 22 of the Act for 1 year with effect from 23rd July 1928.
36	Tanjore Circle Temple Committee.	12	9	Revenue taluks of Pattukottai, Papanasam, Arantangi, Tanjore and Mannargudi Taluks.	25th Jan. 1928.	25th July 1928.	26th Oct. 1928.	Fresh appointment of members was made under proviso to Section 22 of the Act for 1 year with effect from 26th Oct. 1928.

Government of Madras

LAW (EDUCATION) DEPARTMENT

G.O. No. 11, 4th January 1930.

Report on Public Instruction, 1928-29—Recorded.

READ—the following paper :—

Letter from the Director of Public Instruction, Madras, to the Secretary to Government, Law (Education) Department, dated 15th October 1929, C. No. 150-F/29.

Order—No. 11, Law (Education), dated 4th Jan. 1930.

Recorded.

2. The year 1928-29 was one of general progress in the field of education as disclosed by the report submitted by Mr. R. G. Grieve. The Government are pleased to note that the practice of holding a conference of inspecting officers was continued during the year.

3. The noteworthy events in University affairs were the passing of the Annamalai University Act, the amendment of the Andhra University Act, making Vizagapatam the University headquarters and excluding the colleges in the Ceded Districts and Chittoor from the jurisdiction of the University, the presentation of the report of the Tamil University Committee and inspection of colleges under the Madras University by an Inspection Commission appointed by the University.

4. Orders were passed during the year on some of the recommendations of the Committee on the reorganization of secondary education.

The Government have read with concern the remarks of the Director regarding the leakage of question papers for

the S.S.L.C. Examination and they deplore the absence of a public opinion condemning the evil.

5. The remarks of the Director on the deficiencies in the system of elementary education have been known to the Government, and they hope that a considerable improvement in the standard will be attained by means of the measures outlined by him.

It was not possible to make much progress with the revision of the Elementary Education Act. In June 1929 after the close of the year a conference of selected M.L.C.'s was held to consider the lines on which the Act should be amended. A revised Bill has been prepared with reference to the suggestions made at the Conference and is under consideration. In order to understand the difficulties that arise in the introduction of a scheme of compulsory elementary education in rural areas it has been introduced as an experimental measure in the Saidapet Taluk. The question of extending it to other rural areas will depend on the results of the working of this scheme.

6. The scheme of adult education which was started in 1927-28 was continued and additional classes under the management of non-official agencies and honorary workers were also opened. The Government are pleased to observe that interest in being shown in the classes.

7. There was a noteworthy progress in the expansion of education of women. Subsidies were sanctioned by Government towards the opening of additional elementary schools and employment of additional teachers in the schools opened with the aid of provincial subsidies. In order to provide qualified teachers for girls' schools additional training sections or schools were also opened in the year under review.

8. The boy scout and girl guide movements continued to progress in the year. A noteworthy event connected with the boy scout movement was the despatch from this province of 12 scouts and scouters to the International Jamboree held at Birkenhead.

9. Special attention was devoted to the improvement of physical education and three committees were appointed during the year—

- (i) to investigate the problems of physical education in secondary schools for boys,
- (ii) to investigate the question of physical education for girls in elementary and secondary schools, and

(iii) to enquire into the condition of physical education in elementary schools for boys.

The first committee submitted its report during the year and orders have since been passed thereon.

10. The Government congratulate Mr. Grieve and the officers subordinate to him on the successful working of the department for another year.

(By order of the Government, Ministry of Education
and Local Self-Government)

J. VENKATANARAYANA,
Secretary to Government.

Press.



OLD COLLEGE BUILDINGS—Main Block, circa 1770.

**REPORT ON PUBLIC INSTRUCTION IN THE
MADRAS PRESIDENCY FOR THE YEAR
1928-29, VOLUME I.**

TABLE OF CONTENTS.

PARA.	PAGE
1. Introduction	1
2. Events of the year	1
3. Legislative Council and education	3
4. General statistics	4
5. Controlling agencies and personnel	5
6. University and collegiate education	7
7. Secondary education	11
8. Elementary do.	14
9. Special do.	18
10. Women's do.	22
11. European do.	24
12. Muhammadan do.	25
13. Education of Adi-Dravidas, Adi-Andhras and other kindred classes	27
14. Education of the aboriginal, hill and criminal tribes ...	29
15. Education of the blind, of deaf mutes and of other defectives.	30
16. Private institutions	31
17. Books	31
18. Miscellaneous	32
Appendix	37

GENERAL EDUCATIONAL TABLES.

No.	
(1) General summary of educational institutions and scholars ...	39
(2) General summary of expenditure on education	40
(3) I. Classification of educational institutions	41
(4) II-A. Distribution of scholars attending educational insti- tutions for males	42-43
(5) II-B. Distribution of scholars attending educational insti- tutions for females	44-45
(6) III-A. Expenditure on education for males	46-49
(7) III-B. Do. do. females	50-53
(8) IV-A. Race or creed of male scholars receiving general education	54
(9) IV-B. Race or creed of female scholars receiving general education	55
(10) V-A. Race or creed of male scholars receiving vocational and special education	56
(11) V-B. Race or creed of female scholars receiving vocational and special education	57
(12) VI-A. Men teachers	58
(13) VI-B. Women teachers	59
(14) VII. European education	60
(15) VIII. Examination results	61-62

OFFICE OF THE
 DIRECTOR OF PUBLIC INSTRUCTION,
 NUNGAMBAKKAM, MADRAS,
 Dated 15th October 1929.

C. No. 150-F./29.

From

R. G. GRIEVE, ESQ., M.A., F.R.G.S.,
 OFFICIATING DIRECTOR OF PUBLIC INSTRUCTION,
 Madras,

To

THE SECRETARY TO GOVERNMENT,
 LAW (EDUCATION) DEPARTMENT,
 Fort St. George, Madras.

SIR,

I have the honour to submit my report on the state and progress of education in this Presidency during the year 1928-29.

2. *Events of the year.*—The following is a summary of the more important events of the year:—

The Inspection Commission appointed under the Madras University Act, 1923, inspected all the Arts and several of the professional colleges, and presented their report during the year.

The Annamalai University Act was passed, and certain provisions of the Act were brought into force with effect from January 1929.

The Tamil University Committee presented their report, which was referred to the Senate of the Madras University for opinion; and Senate decided to consider the matter in the light of the report of the Inspection Commission referred to above.

The Andhra University Act was amended with a view to making Vizagapatam the University Headquarters. As a consequence, the colleges in the Ceded Districts and Chittoor were excluded from the jurisdiction of the Andhra University.

A Bill to amend the Madras University Act was under the consideration of the Legislative Council.

Sanction for enhancing the rates of fees in the Presidency College was accorded by Government but the enhanced rates came into force only from July 1929.

The construction of the Science block in Queen Mary's College, Madras, sanctioned in 1926 at an estimated cost of two and a half lakhs of rupees, was completed during the year.

In April 1928 a Summer School of Geography was conducted at the Teachers' College, Saidapet, a grant of Rs. 225 from Provincial Funds being made for the purpose.

The School of Engineering at Trichinopoly was closed with effect from the beginning of the year under report.

Amendments were made to certain of the Madras Educational Rules, notably Nos. 30, 92, and 115. The half-fee concessions granted to pupils of certain special communities under Rule 92 were ordered to be withdrawn in the case of pupils who remain more than two years in any one class.

During the year Government passed orders on some of the recommendations of the Secondary Education Reorganization Committee, which submitted its report in 1927.

The Committee appointed to revise the courses of the Secondary School Leaving Certificate Examination finished the major portion of its work during the year.

The revision of the Code of Regulations for European schools was completed, and the Code was reprinted.

The triennial revision of subsidies for local board secondary schools would normally have been taken up during the year, but was postponed pending a decision by Government on the general question of the payment of subsidies to these boards for purposes of secondary education.

Sanction was accorded for the introduction of compulsory elementary education for boys of school-age in the Saidapet Taluk with effect from 1st November 1928 as an experimental measure for three years. The scheme was formally inaugurated by the Honourable the Chief Minister, and its results will be watched with great interest.

Among the steps for the furtherance of women's education may be mentioned the opening of five hundred more elementary schools for girls, five higher elementary training schools for women and two of the lower elementary grade for Muhammadan women.

Medical inspection as an optional measure, was carried out in certain secondary schools for girls, and the question

of introducing it compulsorily in all such schools was under consideration during the year.

The Committee appointed by Government to consider questions relating to physical education in secondary schools for boys submitted their report during the latter half of the year. The committees appointed to consider the same subject in relation to girls' schools and elementary schools for boys were appointed later, and they have not yet finished their investigations.

Towards the close of the year Government appointed a committee to advise them on the subject of starting classes for Fine Arts in connexion with the School of Arts and Crafts, under the direction of an artist of reputation from Bengal.

The Education Committee of the Indian Statutory Commission spent a week in Madras in October, collecting evidence, and the Commission itself came in February. On this occasion the influence of the boycotters on the student population was negligible.

A Conference of District Educational Officers was held in my office in January, the proceedings being opened by the Honourable the Chief Minister. The greater part of the discussions related to elementary Education, but an additional interesting feature was an address by the Consulting Architect to Government on the subject of school buildings. The Commissioner of Labour was present at a discussion on depressed class education.

In view of the congestion in my office consequent on the demolition of the old central hall, a temporary building at a cost of Rs. 19,200 has been put up in the compound for use until the new building is ready. The site for the new building has been selected, and the soil tested.

3. *Legislative Council and Education.*—As in previous years, the interest of Members in educational matters was evident, and nearly 200 questions were asked in the Council which mainly related to

- (a) admission of students into educational institutions,
- (b) appointments of members of various communities to the educational service,
- (c) courses taught,
- (d) concessions granted to students,
- (e) grants-in-aid paid to aided institutions and boarding schools,
- (f) physical education,

(g) education of women, the depressed classes and Muhammadans.

Apart from questions there were long discussions over the Annamalai University Bill, Andhra University Amendment Bill and Madras University Amendment Bill. The educational budget also gave an opportunity in March last for a long discussion in respect of the educational policy of Government.

4. *General statistics*—(a) *Numerical*.—The number of public institutions rose from 53,625 to 56,013, i.e., by 2,388 and their strength from 2,586,544 to 2,729,237, i.e., by 142,693, the increase representing 4·4 per cent in the number of schools and 5·5 in their strength. There was a decrease as in the previous year in the number of private institutions and in their strength, the decrease being from 2,643 schools with 74,128 pupils to 2,078 schools with 63,519 pupils.

Taking public and private institutions together, the number of institutions increased by 1,823 or by 3·2 per cent and their strength by 132,084 or by 5 per cent.

The percentage of those under instruction to the whole population was 6·6, being 10·3 in the case of boys and 3·0 in the case of girls against 6·2 for the whole population and 9·9 for boys and 2·8 for girls in the previous year.

There was an increase in the number of institutions, in municipal areas (from 4,197 to 4,314) as also in their strength (from 455,698 to 483,269). In non-municipal areas there was an increase both in the number of schools and in their strength. The percentages of the number of institutions and scholars in municipal areas to the total number of institutions and scholars in the Presidency were 7·4 and 17·3 respectively as against 8·1 and 20·17, respectively, in the previous year.

(b) *Financial*.—There was an increase in the number and strength of elementary and primary (European) schools for boys and girls as there were 54,839 schools with 2,498,139 pupils on the 31st March 1929 against 52,472 schools with 2,356,108 pupils in 1927-28. Expenditure on these schools rose from Rs. 189·00 lakhs to Rs. 205·89 lakhs and the average cost of a school and that of a pupil was Rs. 375-7-3 and Rs. 8-3-10, the corresponding figures for the previous year being Rs. 360-3-0 and Rs. 8-0-4.

The number of boys, elementary and primary (European) schools, rose from 48,422 to 50,108 and their strength from 2,095,329 to 2,202,961. Their total cost was

Rs. 171·36 lakhs. The average cost of educating a pupil was Rs. 7-12-5.

The number of elementary schools for Indian boys alone rose from 48,407 to 50,096 and the number of pupils reading in them rose from 2,094,138 to 2,193,845. Their total cost rose from Rs. 157·34 lakhs to Rs. 170·70 lakhs and the average cost of educating a pupil was Rs. 7-12-6.

The total expenditure on Education rose from Rs. 478·91 lakhs to Rs. 545·75 lakhs. The increase was contributed by both public and private funds as last year. The proportion which public funds and private funds bore to total expenditure was 63 and 37 per cent, respectively, against 60 and 40 per cent, respectively, in the previous year.

The total direct expenditure rose from Rs. 362·85 lakhs to Rs. 396·86 lakhs. The increase was shared by public as well as private funds, the total increase being Rs. 27·01 lakhs of which 80 per cent was met by public funds. The amount spent on schools managed by local and municipal boards increased by Rs. 4·77 lakhs.

The indirect expenditure showed a large increase, the amount rising from Rs. 116·06 lakhs to Rs. 148·88 lakhs, the increase being mainly under grants to universities.

The budget estimate for the year under "Education" was Rs. 243·82 lakhs and the revised estimate Rs. 266·07 lakhs. The actuals for the year were Rs. 262·84 lakhs.

Including the expenditure on Government buildings and schools and colleges not under the control of the Education Department, the provincial receipts and charges amounted to Rs. 8·61 lakhs and Rs. 294·44 lakhs, respectively, against Rs. 8·72 lakhs and Rs. 251·19 lakhs in 1927-28. The increase in charges was mainly due to the increase in the amount of grants to universities from Rs. 3·48 lakhs to Rs. 30·61 lakhs. The provincial subsidies to local bodies inclusive of the amounts placed at the disposal of the District Educational Councils and the Registrar-General of Panchayats for elementary education rose by Rs. 9·29 lakhs to Rs. 137·94 lakhs.

5. *Controlling agencies and personnel*—(a) *Direction*.—I was in charge of the department throughout the year. Towards the end of June 1928, I toured in Coimbatore and paid visits to various places in the North Arcot and Anantapur districts in July and August 1928, in Chittoor District during September, and in Malabar and South Kanara districts in October. Kistna and Guntūr districts were visited in November 1928 and East Gōdāvāri in December. My last

tour was in the districts of Tanjore, Trichinopoly, Rāmnād and Madura in the month of February, 1929.

(b) *Indian Educational Service—Men's Branch.*—Of the 53 posts in the Indian Educational Service 22 posts were permanently vacant at the end of the year under review, as against 21 in the preceding year. These vacancies have continued to remain unfilled pending the receipt of orders on the reorganization of the Superior Educational Services.

During the year under review the department lost the services of Mr. H. A. Hart, District Educational Officer, who died after a service of nearly 25 years.

M.R.Ry. Rao Sahib T. S. Subrahmanya Ayyar Avargal, officiating Vice-Principal, Teachers' College, Saidapet, in the Indian Educational Service, retired from service on 11th March 1929.


(c) *Madras Educational Service—Men's Branch.*—At the end of the year 1927-28, the number of posts in the Madras Educational Service (Men's branch) was 57. During the year under review three additional posts were sanctioned, viz., Lecturer in Pure Mathematics, Government Victoria College, Palghat, Lecturer in Applied Mathematics in the same College and Lecturer in Chemistry in the Ceded Districts College, Anantapur. The post of District Educational Officer, West Gōdāvāri, which was temporary, was made permanent from 1st April 1929, while the post of Agency Educational Officer was abolished from 1st March 1929. The total number of posts at the end of the year was 60.

During the year the following officers were confirmed in the Madras Educational Service:—

- (1) M.R.Ry. P. Parthasarathi Nayakar Avargal.
- (2) „ D. Sadasiva Reddi Garu.
- (3) „ P. S. Subrahmanya Ayyar Avargal.
- (4) „ V. Viswanatha Sarma Garu.

(d) *Indian Educational Service—Women's Branch.*—There were thirteen posts in the Indian Educational Service as in the previous year. Miss M. F. Prager, on return from leave, was posted as Inspectress of Girls' Schools, Central Circle, Madras, and consequently one of the Indian Educational Service posts, which had been kept in abeyance, was revived. Miss I. Gunther continued to officiate in the Indian Educational Service throughout the year.

(e) *Madras Educational Service—Women's Branch.*—The number of posts in the Madras Educational Service remained the same as last year, viz., 19.



OLD COLLEGE BUILDINGS—Southern Block, built in 1904.

(f) *Special post.*—The temporary post of Woman Specialist in Physical Education was made permanent during the year and Miss V. E. Fearn was confirmed in that post.

6. *University and Collegiate Education.*—With the establishment of the Annamalai University there are now three Universities in the Presidency.

(A) *The Madras University.*—(i) Diwan Bahadur K. Ramuani Menon who acted as Vice-Chancellor during the absence of Sir Venkataratnam Nayudu Garu on leave, was appointed to the post from 21st May 1928 consequent on the retirement of the latter. Mr. William McLean continued as Registrar.

(ii) Statutes were passed for instituting a Provident Fund for the benefit of the employees of the University and for the constitution of a separate Faculty of Fine Arts.

(iii) Several important changes were made in the University courses of study. The first examination of the remodelled Intermediate course was held in March 1929. A few colleges are offering instruction in Indian Music—a new option now included in the Intermediate syllabus. The concession hitherto granted to graduates to appear for the M.A. Examination without the production of attendance certificates was withdrawn. The courses in medicine were improved and revised, and the General Medical Council of Great Britain has extended the period of recognition of the Madras Medical Degrees till the end of July 1929. The University appointed part-time teachers in French and German, and with the permission of the Principal the classes were held in the Presidency College. A Bachelor of Commerce Degree course was instituted and Government were addressed to raise the Institute of Commerce to the status of a Commercial College.

(iv) *Research Department.*—The question of the establishment of a School of Experimental Psychology was considered, and in view of the heavy financial commitments of the University it was decided to postpone the scheme.

(v) With reference to Mr. Buck's report on Physical Education mentioned in last year's report, each college was required to depute a graduate to the Y.M.C.A. National School of Physical Education to undergo training for nine months on a stipendiary grant of Rs. 50 per mensem, the University having agreed to meet two-thirds of the expenditure from its own funds. It is reported that ten colleges have deputed men for training as Physical Training Directors.

Medical inspection of students was made compulsory in the Madras University area.

(vi) *Library*.—Mr. S. R. Ranganathan continued to be University Librarian. The Library was removed to the main hall of the Senate House pending the construction of the new library buildings, for which plans and detailed estimates have already been completed. Arrangements were made for the loan of books to the teaching departments, the Syndicate having agreed to furnish the necessary deposits on their behalf.

(vii) *Tamil Lexicon*.—Parts I to IV of Volume III have been published.

(viii) *The University Inspection Commission* was constituted in April 1928 and commenced its work in July. Three tours were arranged. The first tour comprised the inspection of the colleges in the South, the second included the colleges on the West Coast and in the course of the third tour the Commission inspected the remaining affiliated colleges in the Presidency and also those at Hyderabad and Bangalore. All the Arts Colleges and the majority of the Professional Colleges were visited. The general report of the Commission which was presented to the Senate in March 1929 was adopted and the Senate resolved that there was no need for instituting any more Universities in the area now under the jurisdiction of the Madras University.

(ix) The following applications for recognition or affiliation were granted by the Syndicate in the course of studies specified against each college:—

RECOGNITION.

- | | | |
|-------------------------|------------|--|
| 1. Government College. | Muhammadan | Part I.—English Language and Literature and Part II Group (v-A) (History and Economics) of the B.A. Degree Course. |
| 2. Queen Mary's College | ... | Geography and Indian Music under Part III of the Intermediate Course. |

AFFILIATION.

- | | | |
|------------------------------------|-------|--|
| 3. St. Teresa's College,
kulam. | Erna- | Part I.—English Language and Literature and Part II Group (v-A) History and Economics of the B.A. Degree Course (for two years). |
|------------------------------------|-------|--|

- | | |
|---|---|
| 4. Maharaja's College for Women,
Trivandrum. | Part I--English and Part II
Group (v-A) History and
Economics and Group (VI)
Malayalam and Sanskrit of
the B.A. Courses and Natu-
ral Science and Indian
History of the Intermediate
Course. |
| 5. Victoria College, Palghat ... | Group I of the B.A. Course. |
| 6. Maharaja's College, Pudu-
kottah. | Mechanical and Electrical Engi-
neering under Part III of
the Intermediate Course. |
| 7. Sacred Heart College, Banga-
lore. | Indian History of the Inter-
mediate Course. |

(x) *University Training Corps*.—The Committee appointed to go into the question of providing increased facilities for students to undergo military training, reported in favour of increasing the number of battalions of the University Training Corps, and the University addressed the Government of India basing their recommendations on this report. The Government of India, however, intimated their inability to accept these recommendations. During the year the question of introducing military science as a subject of the University course was also considered.

The Syndicate sanctioned a grant of Rs. 3,000 to the University Training Corps during the year.

The sanctioned strength of the Corps was maintained, 260 recruits being enrolled during the course of the year. The annual camp was held in Bangalore during the last two weeks of September. The programme of training was similar to that of last year, with the addition of bayonet training. An attempt was made to train Non-Commissioned Officers to accept responsibility and to help in giving instruction to the men under their charge, and this resulted in increased keenness and a better understanding of discipline by all ranks. The usual competitions and sports were held and the Willingdon Shield for all round efficiency was won by the Christian College Company, and the Company Drill Cup by the Presidency College contingent. The Corps was inspected in camp by Brigadier R. B. Worgan, C.S.I., C.V.O., D.S.O., who expressed himself as pleased with all he saw. Consequent on his transfer from Madras Mr. S. E. Ranganathan who was with the Corps from its inception resigned his Commission.

(B) *Andhra University*.—(i) Maharaja Sri Ramachandra Deo, Raja of Jeypore, continued as Pro-Chancellor and Mr. C. R. Reddi as Vice-Chancellor. The pay of the Registrar Mr. C. D. S. Chetti) was revised on a time-scale of Rs. 700-50-900. The Rev. A. B. Johnston and Mr. Sitaramaswami Sastri were appointed as University Orators in English and Telugu respectively.

(ii) The Legislative Council passed measures substituting Vizagapatam for Bezvada as the headquarters of the University and also excluding the Ceded Districts and Chittoor from the jurisdiction of the Andhra University.

(iii) The Library which was strengthened by large additions continued to be located in a rented building. The University issued its first publication, viz., "The Beginnings of Local Taxation in the Madras Presidency."

(iv) It may be noted that the study of a vernacular language was made compulsory for the Intermediate course and that affiliation was granted to the following colleges in the subjects noted against them :—

- | | |
|--|--|
| 1. Ceded Districts College, Anantapur. | Groups II-A and II-B of the B.A. course. |
| 2. P. R. College, Cocanada ... | Group III of the B.A. Degree course. |
| 3. Rajah's College, Parlakimedi. | Agriculture under the Intermediate course. |
| 4. Hindu College, Masulipatam. | Group III of the Intermediate course. |
| 5. Government Training College, Rajahmundry. | Further affiliation granted till the end of 1929-30. |

(C) *The Annamalai University* came into existence during the year, and Mr. S. E. Ranganathan was appointed as Vice-Chancellor and Mr. Viswanatha Ayyar as Registrar of the new University.

(D) *Statistics*.—The number of First Grade Colleges for men continued to be the same, viz., 24, but their strength increased from 10,556 to 10,995. Of this total, 680 were reading for Honours, 264 in the first year class, 215 in the second and the remaining 201 in the final year Honours class. About one-third of these were in the Presidency College and the rest were distributed among the other colleges affiliated in Honours. The number of students undergoing post-graduate courses increased from 102 to 118 and of these 33 were in the Presidency College, 42 in the Christian College, 12 in the Loyola College, 29 in St. Joseph's College, Trichinopoly, and 2 in Sri Minakshi College, Chidambaram.

The number of Second Grade Colleges for men rose from 15 to 16, the increase being due to the raising of the High School, Masulipatam, to the grade of a Second Grade College. The strength of the Second Grade Colleges went up to 1,949 as against 1,771 of the last year. The total strength in all Arts Colleges for men stood at 12,944 as against the figure 12,427 for 1927-28, i.e., an increase of 517 over 1927-28.

The number of Oriental Colleges remained the same and the number on their rolls increased from 421 to 495.

The number of Professional Colleges for men decreased by 1 owing to the abolition of the L.T. section attached to St. Joseph's College, Trichinopoly. Their strength, however, increased from 2,260 to 2,324. In spite of an increase of 46 in the strength of the Agricultural College, Veterinary College and Vizagapatam Medical College the total strength in the Professional Colleges under the control of other Departments decreased from 899 to 882, as the strength of the Medical College, Madras, and of the Forest College went down by 45 and 18 respectively during the year. Fifty-six women underwent L.T. training this year as against 49 in 1927-28. It is gratifying to note that a large number of women took a medical course during the year, 74 being the actual number in the two Medical Colleges.

7. *Secondary Education*—(1) *Statistical*.—The number of Public Secondary Schools for Indian boys increased from 526 to 528. Twelve new Secondary schools were opened, eight schools were closed and two reduced to the primary grade, while nineteen schools opened forms above the third—Government one, Local Board eight, Municipal Board two and Aided eight.

The number of pupils rose from 165,493 to 169,844, an increase of 2.6 per cent. The number of girls reading in Indian Secondary schools for boys was 3,113.

(2) *S.S.L.C. Scheme*.—(a) The tenure of the office of the members of the S.S.L.C. Board appointed in 1925 expired on the 15th July 1928 when the Board was reconstituted by the nomination thereto of new members under the revised scheme approved by the Government.

(b) *Revision of the S.S.L.C. Course*.—The Committee appointed by the University of Madras to consider the question of revision of the course of study of the S.S.L.C. scheme recommended to the Academic Council that S.S.L.C. might be considered as an equivalent test for admission to University courses of study subject to the

condition that the University should be given greater representation on the Board and that the course of study should be so recast that the subjects under Group 'B' might be distributed among Groups 'A' and 'C'.

The reconstituted Board examined this question with a view to meeting the wishes of the University without in any way sacrificing the essentials of a sound Secondary Education and approved the draft scheme with some modifications. The syllabuses for the several subjects of study revised by the sub-committees appointed for the purpose were also approved by the Board. The essentials of the revised scheme are that all the subjects which admit of a public examination held in them are distributed among Groups 'A' and 'C', Group 'B' consisting only of those subjects in which a public examination is not possible. As against three subjects in the old scheme, Group 'A' now consists of five subjects the two additional subjects being "Outline of History of England and India and Geography" and Elementary Science. Certain 'C' Group subjects have been deleted while Geography and Applied Art have been newly included. Experience will show whether the syllabuses as revised require modification.

(c) *S.S.L.C. Examination.*—(1) During the year, 371 institutions presented pupils for the S.S.L.C. Examination. The number of candidates who sat for the examination increased from 17,171 to 17,548 and included 2,976 private candidates. The certificates of 17,416 (16,988 boys and 428 girls) were completed during the year: 107 pupils belonging to the depressed classes and fourteen who were dependants of children of Indian Soldiers were admitted to the examination without payment of fees. Twenty-eight Adi-Dravidas and twenty-six Adi-Andhras completed their certificates.

This year again the most popular optional subjects were History of England, Algebra and Geometry, Physics and Chemistry, Book-keeping and Commercial Arithmetic, Shorthand and Typewriting. Fifty five schools against nineteen last year used the vernacular as the medium of instruction and examination in non-language subjects in the Higher forms. Some of the private candidates also adopted the vernacular as the medium of examination in non-language subjects.

(2) The most disturbing element in connexion with the public examination is the leakage of question papers. It is a humiliating fact that it is impossible to conduct any public examination in this Presidency unless

elaborate arrangements are made, minute rules laid down and every precaution which secrecy and ingenuity can devise adopted. Where there is a leakage, as certainly was the case last March in a restricted area in one paper, it is practically impossible to get evidence. Leakage of question papers could be stopped at once if an articulate public opinion condemned it and was strong enough to require co-operation with the authorities and the supply of evidence as to the source of the evil. As it is, there is the annual spectre of possible leakage and the reality of case after case of malpractice. Each year there is the repellent task of dealing with these cases; and these, taken together with the thriving trade in bogus papers, form a sorry commentary on public examination morality. This year complaints were actually preferred by parent purchasers of bogus question papers because none of the questions appeared in the genuine papers! and moral instruction forms part of the school curriculum. Optimism in such circumstances is difficult and one wonders if there is much educational advantage in retaining a public examination, a recurring feature of which is a struggle to baffle dishonesty.

(3) Government passed orders on some of the recommendations of the Committee on the Reorganization of Secondary Education in the Presidency referred to in last year's report. They accepted the recommendations (a) that there should be a common course of instruction for all pupils whether in rural or in urban areas up to and including the present fifth standard and (b) that higher elementary schools should not be converted into middle schools but should be kept distinct, and requested the Director to take steps to make the course of instruction in higher elementary schools really distinct from that in middle schools so as to make it suitable to the class of pupils who will attend them. They were also in general agreement with the Conference regarding the middle school course except that they considered that option should be allowed as at present to pupils to take Sanskrit in place of the vernacular in the middle school stage. Government accepted the recommendation that a short course of instruction in gardening and horticulture should be given in elementary and middle schools and called for detailed proposals in this regard.

Revised Rules for the election of members to the District Secondary Education Boards were framed and issued in G.O. No. 1767, Law (Education), dated 24th August 1928.

(4) *Grants-in-Aid*.—In their Order Mis. No. 1177, Education, dated 23rd May 1928, Government resolved that grants from public funds should be withheld from educational institutions which refuse admission to pupils belonging to particular castes or communities. The procedure to be adopted in the preparation and submission of applications for boarding grants was revised and a uniform rate of Rs. 3 per child was fixed. The general question of revision of the Code is still before Government.

(5) *Expenditure*.—The total expenditure on secondary schools rose from Rs. 74·36 lakhs to Rs. 79·22 lakhs. To the total expenditure public funds contributed 31·90 per cent, fees 51·66 per cent and other sources 16·44 per cent, the corresponding percentages in the previous year being 32, 54 and 14.

The average cost of educating a pupil was Rupees 45-6-0 against Rs. 44-5-0 in 1927-28 and each pupil paid an average fee of Rs. 23-7-0. Fees met 46 per cent of the total cost in Municipal and Local Boards schools and 57 per cent in aided schools, the corresponding percentage for the previous year being 47 and 60.

In this connexion it may be stated that Local and Municipal Boards incurred a loss of fee income to the extent of Rs. 2,20,192 during the year under report on account of fee concessions granted under Rule 92 of the Madras Educational Rules. Similar concessions are given in Government and aided secondary schools. The amount spent on this account is increasing from year to year and it is to be feared that Government may be involved in very large expenditure in course of time. Equality of educational opportunity is interpreted in terms of caste and class, not of poverty and merit.

8. *Elementary Education*.—In considering the problems of elementary education there are certain general considerations which have to be borne in mind as affecting the development of different branches of education and their inter-relation. It has first to be remembered that provincial revenues are largely static in amount. In certain countries of the West various schemes are worked out and, if necessary, additional taxation is imposed so as to make the carrying out of the schemes possible. In this Presidency, however, this is not the case and as a result many proposals for the improvement of conditions in the Presidency have to lie over or can only be put into force to a limited extent owing to the fact that

there is no expanding revenue. This fact naturally affects the consideration of educational development as it is necessary to determine how much of the total provincial revenues can legitimately be assigned to education and of this proportion how much should properly be allocated to any particular branch of educational activity. Assuming that taxation cannot be imposed in a larger measure to provide the necessary funds, it is essential that the claims of different aspects of education should be carefully considered and the relative urgency of different branches of education be discussed independently of the special enthusiasms of individuals or sections of the community. Again, the earlier theory in regard to education of this country was a kind of filtration theory. It was assumed that if education was imparted to the higher classes and a programme of higher education initiated such education would filter down to the masses. This theory ignored the implications of the Hindu social system and was foredoomed to failure. Education did not as a matter of fact filter down to the masses, and for this and a number of other reasons the education of women was wholly neglected.

As a result of these general considerations there is a top-heavy system of education and to-day there is a real danger of the coach of education being still more heavily laden on the top without corresponding strengthening of the elementary structure below : yet, if political progress is to be made, it is essential that the greatest stress should be laid on elementary education, and the question of how far the present system and the present tendencies are likely to lead to the formation of an educated electorate is a problem which has to be solved. From this point of view, a sound system of elementary education both for boys and for girls is of infinitely greater importance than the multiplication of secondary schools, colleges and universities. If this proposition is conceded, it is necessary to consider what the existing defects are in the present system, what palliatives can be applied to these defects and what cure, if any, exists.

The main defects are well-known : (i) A lack of financial control in respect of the very large sums voted annually in the shape of subsidies to local bodies. Over this expenditure the department itself has little direct control. It is true that the accounts of the Boards are audited, but delays and irregularities occur. (ii) Again there is the problem of wastage, due in part to economic causes but in part also to the fact that a large number of elementary schools are

single-teacher schools with numbers so large that the lowest standards are neglected, with the inevitable corollary that many children make no progress and leave at the end of the first or second year. It is true that there has been a slight improvement as regards the duration of school-life, and that the actual position is slightly more favourable than would appear on the surface owing to the fact that it is only in the most recent years that a very large number of additional schools have been started. (iii) A further defect is the lack of supervision to ensure that the schools work with regularity and honesty. The inspecting staff is not sufficient to pay visits sufficient in number to ensure regularity. The only remedy for this is an increased inspecting staff. (iv) Again, the qualifications of the existing teaching staff in elementary schools are lamentably deficient. Their general education is much too low and any person, however little literate himself, can open a school. (v) Again, whereas in other countries in urban as well as in the larger rural areas the principle followed is to have large schools of 300 or more children serving the surrounding area, in this country each parent wants to have a school at his door and in consequence, in municipal and rural areas there are large numbers of small schools with resultant expenditure on rent and staff and low efficiency. Concentration is essential, particularly in town areas where the cost of sites is so great. (vi) One defect remains resulting from those previously mentioned, the common lapse into illiteracy of those who have been in school.

The question next arises as to what palliatives have been or are being applied to mitigate the cumulative effect of these various deficiencies in elementary education. As regards financial control, questions of policy are here involved which it is not my province to examine, but that greater control is essential requires no proof in the eyes of those who know what actually is going on. As regards the adequacy of staff in schools and the qualifications of staff, efforts are being made to reduce the number of single-teacher schools by the grant of subsidies to local bodies for the appointment of additional staff in existing schools, and local bodies and aided managements are being encouraged to recruit teachers of the higher elementary grade and to concentrate on this grade for purposes of training. With better teachers and a larger number of such teachers, it may be hoped that greater attention will be applied to the lowest classes in elementary schools and that the children in them

will in consequence make greater progress and be more likely to be retained in schools. As regards the supervision of schools, as it is the prime responsibility of Government to see that the tax-payers' money is properly spent and as it is well-known that many schools do not work regularly, it follows that the case for an adequate inspecting agency is clear. In respect of concentration of schools, efforts are being made to bring home to local authorities the need for a smaller number of large schools as tending both to economy and to efficiency. It will be long, however, before overlapping of agencies and unnecessary schools are got rid of. Schools are started for reasons other than educational or where they are unnecessary. Lastly, as regards the lapse into illiteracy a great extension of adult education is required by an improvement of village conditions, by the provision of libraries and reading rooms and by visual instruction. There honorary and non-official workers have a wide field for their activities, and it is to be hoped that in the coming years work by them will prevent much of the present lapse into illiteracy. Apart from these palliatives, there is only one cure and that is effective compulsion. Compulsion has been introduced up to date in 25 municipalities and in certain rural areas, notably on West Coast and in Saidapet Taluk. Effective compulsion, however, cannot be said to exist except in a small fraction of cases. As a preparatory step, a cess has been levied in the case of a large number of local bodies and in the appendix is given a list of those local bodies which do not levy a cess to-day.

Expansion.—In pursuance of the policy formulated by Government for providing all school-less centres with a population of 500 and above with an elementary school, sanction was accorded during the year for the opening of 687 Board Elementary schools for boys, involving an annual recurring expenditure of Rs. 1,97,316: those 687 Board elementary schools included 22 Board elementary schools for Muhammadan boys. Funds were also placed at the disposal of District Educational Councils to enable them to accord supplemental admission to aid to 96 new elementary schools for boys under private management opened in school-less centres. There was an increase in the number of public elementary schools for boys from 48,407 to 50,096, i.e., 3.5 per cent while their strength rose from 2,094,138 to 2,193,845 or 4.8 per cent. The increase was shared by all agencies except those classified as "unaided." The number of part-time and night schools also increased by 88 to 5,875. The

percentage of male pupils to the total male population for the Presidency was 9·6 against 8·7 in the previous year, the percentage varying from 13·8 in Malabar, 4·3 in Gōdāvari East Agency, and 2·2 in Vizagapatam Agency.

The total number of teachers employed in public schools rose from 87,978 to 91,762 or by 4·3 per cent. There were in all 18,859 schools managed by teacher-managers containing 7,287 trained teachers as against 18,617 schools with 6,834 trained teachers in 1927-28.

The number of school buildings constructed during the year for accommodating elementary schools was 830 of which 201 were for schools under public management.

Subsidies.—The system of subsidizing local bodies towards the payment of the allowance of Rs. 4 to teachers employed in elementary schools under their management was placed on a fixed permanent basis, taking into account the amount of grant paid from provincial funds in 1927-28. Subsidies to the extent of Rs. 1,27,337 being one-half of the amount required for construction of elementary school buildings under local bodies were also promised for payment on the post-payment system.

Panchayat Schools.—The experiment of opening panchayat-managed schools in school-less centres with a population of 500 and over was continued during the year. Sanction was accorded for the opening of 612 schools in 1928-29.

Agency Tracts.—Sanction was accorded in 1928-29 for the opening of seven new Board elementary schools in the Parvatipur Agency Taluk, involving an annual recurring expenditure of Rs. 2,100. Sanction was also accorded for the payment of Rs. 228 a year to the Koraput Taluk Board towards the cost of entertainment of an additional teacher in the Board Girls' School, Jeypore (Oriya).

9. *Special Education--(a) Training schools.*—The total number of Government training schools for masters inclusive of the sessional schools in the Agency was 61 as against 60 in the previous year on account of the opening of a new Government Training School for masters at Bezwada. Additional facilities for the training of teachers were also provided by the opening, on a temporary footing for a period of 4 years from 1st July 1928, of a secondary training class in the Government training schools at Bimlipatam and Anantapur, an additional secondary training class at Tanjore and a higher elementary training class in the Government Training School, Cannanore. The temporary secondary training class in the Government Training

School Tinnevely, was retained permanently. There was an increase in the number of students undergoing training from 7,290 to 8,737. Of these 1,321 were of the Secondary grade and 7,416 of the Elementary grade.

The number of aided training schools for masters decreased from 24 to 23 owing to the abolition of the training class attached to the Thirthapati High School, Ambasamudram. But the number who underwent training was 2,090 as against 2,067 of last year.

During the year under review there were 8 sessional schools under the management of Local Boards with 188 pupils against 9 schools with 203 pupils in the previous year. The above number excludes the 3 sessional schools in the Agency which are under the management of Government.

Examinations.—The number of candidates examined for the Training School-leaving Certificate Examination was 9,960 of whom 8,351 were men and 1,609 were women. The number of candidates that passed the examination was 6,042 of whom 5,056 were men and 986 were women. The number examined for the Secondary, Higher Elementary and Lower Elementary grades was 1,396, 4,361 and 4,203, respectively and the number that passed the examination in these 3 grades was 1,039, 2,712 and 2,291, respectively.

(b) *Commercial Schools.*—There was an increase in the number of students reading in the Government schools of Commerce at Calicut and Vizagapatam and the Government Institute of Commerce, Madras, from 362 to 412. The strength of the three commercial schools recognized by the department, viz., Kanara School of Commerce, Mangalore, Pudupet Convent School of Commerce, Madras, and the Kalyanam Institute of Commerce, Madura, was 417 against 399 in the previous year.

(c) *Agricultural Schools.*—The following is extracted from the report of the Director of Agriculture.

The only Agricultural Middle School in the Presidency situated at Taliparamba continued to function during the year with a strength of 44 boys as against 41 of last year. In the final examination held by the District Educational Officer and the Deputy Director of Agriculture, 30 were examined and 17 passed.

The District Board, Madura, have decided to open an Agricultural Middle School for the benefit of the Kallars at Usilampatti, and the foundation stone for the construction of a building for the school has been already laid. There is

also a proposal to open an Agricultural Middle School in Tanjore District but the scheme has not materialized as yet.

A new building to house the elementary school at the Agricultural College was erected during the year. The classes for the juvenile and adult labourers at the Central Farm, Coimbatore, and the Agricultural stations at Palur and Anakapalle were held during the year as usual. At Anakapalle the average number of the pupils on the roll during the year was 36. The total expenditure on the maintenance of these schools during the year was Rs. 1,984.

(d) *Engineering Schools*.—The Government School of Engineering, Trichinopoly, was abolished with effect from 1st April 1928 and the Subordinate Engineering classes were retransferred to the College of Engineering, Guindy. The Engineering School at Vizagapatam had a strength of 101 during the year under review.

(e) There were on 31st March 1929, 33,454 students receiving instruction of a technical character as compared with 37,625 students in the previous year. Of the former 1,674 were pursuing art education, 751 technical education in Engineering subjects and Telegraphy, 34,524 industrial education including agriculture, and 2,505 commercial education.

The total number of candidates registered for the two (higher and lower) grades was 9,214 of whom 1,734 were for the higher and 7,480 for the lower. The number examined was 8,485 of whom 3,284 were successful. Ninety-six of the 1,734 candidates for the Higher grade and 284 of those for the lower were women, of whom 43 and 158 were successful. As usual, the greater number of candidates for the lower grade took up Freehand Outline and Model Drawing. Eighteen diplomas and sixty-one group certificates were issued during the year.

(f) *Sanskrit Education*.—The number of Sanskrit Colleges remained the same but the number of students reading in them increased from 350 to 403. There was a decrease in the number of Sanskrit schools (advanced and elementary) from 148 to 143 with a corresponding decline in their strength from 5,936 to 5,734.

The number of candidates who applied for the Public Examination at the end of the Advanced course of study in Sanskrit schools was 384, of whom 356 actually sat for the examination. Thirty-seven were declared eligible for admission to the University course of study for the Siromani Title or Vidya Praveena course, 66 for the Vidwan or Ubhayabhasha Praveena and 112 for either of the courses.

(g) In the industrial schools under the control of the Director of Industries there were 5,636 students under instruction against 5,096 in the previous year.

(h) *Manual Training and Practical Instruction.*—Thirty-five manual training classes attached to 27 institutions were newly sanctioned during the year under review, bringing the total number of classes on 31st March 1929 to 253 with an approximate strength of 32,404. This excludes the 41 manual training classes working in the Madras Corporation Elementary Schools, with an attendance of 2,166. Woodwork and Mechanical Drawing continue to be the most popular form of manual training in high schools. Weaving and Spinning are more popular in middle and elementary schools. Manual training classes in 21 Government institutions were made permanent in the course of the year 1928-29.

The class in the Teachers' College for training instructors in subjects based on drawing, along with the staff employed therein was permanently retained from 1st April 1928, and was renamed the "Class for the training of Art Masters." Government also sanctioned the permanent retention of the Assistant Manual Training Instructor employed in the Teachers' College, Saidapet, and abolished the vacant post of Manual Training Instructor for European schools with effect from 1st April 1928.

The system of making separate grants for manual training classes ceased so far as aided training schools and secondary schools under local bodies and private agencies were concerned, the expenditure incurred on the opening and maintenance of these classes being taken into consideration in sanctioning the ordinary teaching, building, and equipment grants. The District Educational Officers were also at the same time empowered to accord, in consultation with the Adviser, approval to the introduction of schemes of manual training in non-Government schools other than elementary schools in their jurisdiction.

Eight candidates underwent training for Manual Training Instructors' certificates and 16 for Art Masters' Diploma.

In G.O. Mis. No. 1024, dated 5th May 1928, Government approved the proposals of the Director of Public Instruction for revising the scheme of training for Manual Training Instructors. According to the new scheme the Manual Training course, which covers a period of two years, will be open only to holders of completed Secondary School-leaving Certificates with special aptitude for manual

training and allied subjects. In the first year, the candidates will receive instruction mainly in the principles of teaching and of manual and vocational training, and in the second year, training in practical work and the methods of teaching manual training subjects.

Literature on Manual Training.—Bulletin No. 12 of the Teachers' College, Saidapet, revised as Bulletin No. 20, *Manual Training—Wood-work*, was published by the Government Press during the year.

10. *Women's Education*—(a) *General Statistics.*—The number of girls' schools solely intended for Indian girls rose from 4,273 to 4,938 and their strength from 280,200 to 315,701. During the year under review there were 635,207 girls attending all grades of institutions against 585,339 on the 31st March 1928.

(b) *Collegiate.*—The number of Arts Colleges for women remained stationary and the strength in them decreased from 421 to 376. There was a decrease in the strength of all the five Arts Colleges for women, but this was compensated for by a marked increase in the number of women students reading in Arts Colleges for men from 84 to 112. The number of women reading in the Medical College rose from 62 to 74 as already observed in paragraph 6.

(c) *Secondary Education.*—There was an increase in the number of Secondary Schools for girls and in the number of pupils reading in them. There were on the 31st March 1929, 40 high schools and 27 middle schools and the total strength of these schools was 14,556. Exclusive of boys reading in girls' schools and inclusive of 3,113 girls reading in boys' schools 17,267 girls were receiving secondary education against 16,018 girls in 1927-28.

In September 1928, a report was submitted to Government dealing with the development of Women's education in the Presidency. The report was largely based on the recommendations of a Conference of women officers held in the previous year, and besides discussing the present position and the problems relating to the education of girls in the Presidency included statistical tables and a tentative programme of expansion. Under the orders of Government this report has been widely circulated and it is hoped that as a result there will be more rapid progress in the education of girls. It would appear, however that financial considerations will not admit of as rapid progress as was hoped, and the chief difficulty experienced in carrying out the tentative

programme adumbrated in the report lies in the fact that a considerable proportion of the graduates who undergo training drift out of the profession, and in consequence the staffing of newly opened schools presents considerable difficulty, particularly in the Telugu country.

(d) *Elementary Education*.—The number of Elementary Schools for girls rose from 4,044 to 4,722 and their strength from 260,390 to 294,678. The number of schools closed during the year was 182 and the number opened 860. The number of girls reading in boys' schools increased from 302,080 to 318,156.

The system of subsidizing local boards for the opening of Board elementary schools for girls in hitherto unprovided centres with a population of 2,000 and above was continued and sanction was accorded for the opening of 500 schools involving an annual recurring expenditure of Rs. 1,74,216. The 500 schools referred to included 62 schools for Muhammadan girls, and during the year Government accepted the principle of subsidizing local boards towards the cost of opening elementary schools for Muhammadan girls in centres having a Muhammadan population of 1,000 and above.

Sanction was also accorded for the employment of 240 additional teachers in elementary schools, the opening of which was sanctioned in 1927-28. These are all schools under the management of local boards and the annual recurring expenditure on provincial funds on this account was Rs. 57,480.

The number of teachers employed in elementary schools increased from 10,626 to 12,001 of whom 8,662 were trained. The number of pupils per trained teacher was 34 against 33 in the previous year. Forty-two new buildings were constructed during the year for the accommodation of elementary schools, out of which 10 were for schools under public management.

(e) *Special Education*.—The number of Government training schools for women increased from 20 to 28 due to the opening of training sections or schools at Berhampur, Vizagapatam, Anantapur, Gudiyattam, Dindigul, Bellary, Kurnool and Vriddhachalam.

With the opening of the Sri Sarada Training School, Triplicane, the number of aided training schools also increased from 20 to 21. This brought the total number of training schools for women under the various managements to 50 against 41 in the previous year. The number of women under training also rose from 1,973 to 2,379. Of

these 354 were for the secondary grade and 2,025 for the elementary grade.

The course of training for Physical Training Instructors was modified so as to make it more up to date. Five candidates were trained at the Lady Willingdon Training College, Triplicane, under the revised scheme and four were declared eligible for diplomas.

(f) *Expenditure.*—The total direct expenditure on Arts Colleges for women was Rs. 2,05,785 and the average cost per student was Rs. 520. The expenditure on secondary and elementary schools for Indian girls rose from 38.69 lakhs to 42.83 lakhs towards which public funds contributed 78 per cent, fees 4 per cent and other sources 18 per cent against 77, 5 and 18, respectively, last year. The average cost of educating a pupil in a secondary school was Rs. 59-8-0 and that in an elementary school Rs. 12-2-0.

(g) A noteworthy feature of the year was the expansion of the inspectorate into seven circles. The jurisdiction of the circle officers has consequently been reconstructed. This consolidation will prove effective in giving effect to further expansion.

The question of Physical Education and Training has received attention, and a Committee to inquire into the question in girls' schools was appointed by Government. Greater attention has also been paid to the teaching of Indian Music.

11. *European Education.*—There was a fall of one in the number of institutions for Europeans, the decrease being due to the amalgamation of Bishop Corrie High School with Doveton Boys' High School, Madras. It is a matter for satisfaction that the arrangements for amalgamation which were not free from difficulty have been successfully carried through. It is to be hoped that other amalgamations may be effected. The Railway Middle School at Guntakal was converted into a primary school, but the number of middle schools shown last year as 27 remains the same as St. Mark's School, Madras, was raised to the status of a middle school under the designation of Bishop Corrie Middle School. The Railway School at Negapatam was closed, but, with the opening of a primary school at Golden Rock, Trichinopoly, the total number of primary schools, viz., 21 remained unaltered during the year. As contrasted with last year, there was an increase in the strength of the schools from 10,363 to 10,536; but the number of students attending

Arts and Professional Colleges during the year went down from 116 to 106. In conformity with this increase in the strength of schools the total number of teachers employed in European schools rose to 746 as against 734 for the previous year. Of these teachers, 554 were trained, 59 certificated but untrained and 133 untrained and uncertificated, the corresponding figures for the previous year being 532, 64 and 138, respectively. It is pleasing to note that there was an increase in the number of trained teachers and a decrease in the number of untrained and uncertificated teachers. As usual two teachers were deputed for training in the Chelmsford Training Class for Masters at Ghora Gali.

There were 189 candidates examined for the European High School Examination and 222 for the Middle School; and of these, 121 and 135 respectively passed.

The revision and reprint of the Code of Regulations for European Schools and the Regulations and Syllabuses in respect of European School Examinations which were in progress in the previous year were completed. With a view to giving representation to the Madras and Andhra Universities on the Board for the award of European School Leaving Certificates, the Board was reconstituted.

The Training School for European teachers at Lovedale was closed with effect from 1st January 1929, and was reopened at Madras, the Doveton Committee taking over its management. The Special Subjects Training Centre continued to function during the year, but consequent on the departure on leave of Miss Park, the Lecturer in Domestic Science for European Schools, the work done at the Training Centre was not as useful as it was in previous years. On the Lecturer's return in September 1929 the Training Centre is expected to be in full working order.

The total expenditure on European Education rose from 24.97 lakhs to 25.38 lakhs towards which public funds contributed 34.9 per cent, fees 26.3 per cent and other sources 38.8 per cent, the corresponding percentages for the previous years being 35, 26 and 39.

12. *Muhammadian Education*—(a) *General Statistics*.—The number of public institutions specially intended for Muhammadans increased from 3,464 to 3,692 and their strength from 202,227 to 217,262. The number of private institutions declined from 664 to 650 and their strength from 28,299 to 27,969.

(b) *Collegiate*.—There was an increase in the number of students reading in Arts Colleges from 396 to 431. Of these, 96 were reading in the Government Muhammadan College, Madras, and 29 in the Islamiah College, Vaniyambadi. The number of Muhammadan students reading in Professional Colleges decreased from 78 to 66.

(c) *Secondary*.—There were 17 secondary schools for Muhammadan boys and one for girls with a total strength of 3,430 pupils. The total number of Muhammadan pupils in secondary schools for Indians rose from 10,158 to 10,710. The problem of an adequate supply of trained Muhammadan teachers still remains partly unsolved.

(d) *Mappilla Education*.—The Special Assistant for Mappilla education continued till the end of the year, but the post was abolished from 1st April 1929 on account of the bifurcation for educational purposes of the Malabar district. There were six Senior Deputy Inspectors and six Junior Deputy Inspectors in connexion with Mappilla education, half the above number being employed in Ernad and Ponnani taluks where Mappilla elementary schools are in large numbers.

The two secondary schools for Mappillas at Calicut continued in existence during the year, but the number of Mappillas studying in them was 161 as against 230 in 1927-28, as the higher forms in the Himayathul Islam High School were abolished. The total number of Mappillas reading in secondary schools in Malabar district was 910 as against 736 in the previous year.

The number of public elementary schools for Mappillas in Malabar district rose from 1,365 to 1,469 and their strength from 96,794 to 103,649. Girls' schools nearly doubled in number, increasing from 44 to 87. The increase was mainly due to the opening of new schools in the Ponnani, Ernad and Walluvanad taluks. Besides, there were 89 Mappilla schools in South Kanara district with a strength of 5,465. There was also a Mappilla school in Coimbatore maintained by the Kerala Muslim Sangam with 29 boys and 15 girls on the rolls. The number of private schools also increased in Malabar district from 175 to 219 with a corresponding increase in strength from 9,662 to 11,440. In South Kanara, however, the private schools decreased from 6 to 1 and their strength from 354 to 97.

There were also 79 night schools for educating adult Mappillas.

To increase the number of trained Mappilla teachers an additional lower elementary training class was opened in the Government Training School for Mappillas, Malappuram.

(e) *Education in the Laccadives.*—All the four schools in the islands were inspected during the year by the officer deputed by the Collector of Malabar for the inspection of the islands. The Higher Elementary School at Androth is reported to be the most popular school being staffed by a higher elementary teacher trained on the mainland.

(f) The expenditure on Muhammadan and Mappilla education rose from Rs. 19.94 lakhs to Rs. 20.98 lakhs towards which public funds contributed 78.36 per cent, fees 2.34 per cent and other sources 19.30 per cent, the corresponding percentages for the previous year being 79, 3 and 18.

13. *Education of Ādi-Drāvidas, Ādi-Āndhras and other Kindred Classes.*—The number of public institutions chiefly intended for Ādi-Drāvidas and Ādi-Āndhras rose from 10,429 to 10,874 and their strength from 302,804 to 312,515. There was a decrease in the number and strength of private schools for these classes, there being 358 schools with 7,945 pupils against 453 schools with 9,954 pupils in the previous year.

The total number of Ādi-Drāvida and Ādi-Āndhra scholars in public schools rose from 241,682 (198,959 boys and 42,723 girls) to 275,266 (223,955 boys and 51,311 girls) showing an increase of 13.89 per cent over that of last year.

The number of pupils belonging to depressed classes admitted into schools under public management not specially intended for them in 1928-29 excluding the Agency increased by 3,344.

In the Agency tracts the number of these pupils increased by 490. There was an appreciable increase in the districts of Ganjām, Madras, Tanjore, Madura, Rāmnād, Coimbatore and Salem.

During the year under report, 122 schools held in agraharams, chavadis, etc., from which the depressed class children were excluded were removed to places accessible to them as against 111 in the previous year: 160 schools located in private rented buildings were removed to suitable ones: and 63 schools were constructed during the year in places accessible to depressed classes. Of 17,626 schools under public management 15,744 are accessible to the children of depressed classes and in 7,023 the children of the depressed classes are admitted freely.

All the 16 scholarships and 16 fee remissions allocated for award to Ādi-Drāvidas, Ādi-Āndhras and pupils of the aboriginal and criminal classes studying in secondary schools were awarded during the year. The 27 scholarships sanctioned for award to pupils of the above communities in the sixth standard of higher elementary schools were also awarded.

In this connexion the Labour Commissioner has kindly supplied the following particulars:—

(i) *Opening of Elementary Schools.*—There was no change in the policy pursued by the department in the matter of opening separate elementary schools for the depressed classes. Such schools were opened only in localities where no schools at all exist or where the existing schools are in practice inaccessible to the depressed classes. At the end of 1928–29 there were 1,404 elementary schools under the Labour Department in 16 districts in which the staff of the department was working. In addition, 3 elementary schools in Salem district, 2 schools in Chittoor district, 1 school for Sugalis in Kurnool district and 1 higher elementary school at Masulipatam were maintained by the same department.

(ii) *Granting of Scholarships.*—During the year the pupils of the depressed classes studying in general educational institutions or undergoing special technical courses of studies were awarded 635 scholarships for general education, 110 industrial scholarships, 10 commercial scholarships and 5 collegiate scholarships for pupils residing in the hostels recognized by the Labour Department. Besides the Commissioner spent a sum of Rs. 599 by granting fee remissions to 13 pupils appearing for University Examination, 7 for the S.S.L.C. examination, 40 for the T.S.L.C., and 1 for Technical Examinations.

(iii) *Hostels.*—The three hostels for boys of the depressed classes at Madras, Masulipatam and Calicut were maintained at the cost of Government and there were 55, 50 and 12 students respectively during the year. These hostels admit only pupils studying in general educational institutions. A new hostel designated as the “Slater Hostel” was opened at Perambūr for the benefit of the depressed classes studying in industrial institutions in the city or serving as apprentices in industrial concerns. There were 37 boys in this hostel during the year.

(iv) *Stipends and Teachers' Training.*—Forty-three stipends were granted during the year, 31 for labour school teachers and 12 for teachers for the children of Fishermen;

In addition to the above facilities, subsidies amounting to Rs. 11,500 were granted to 9 philanthropic bodies for maintaining schools and hostels for the benefit of the depressed classes.

(v) *Boarding Grants*.—About 175 boarding grants at rates varying from Rs. 3-8-0 to Rs. 15 were sanctioned for the benefit of the depressed classes.

14. *Education of the Aboriginal, Hill and Criminal Tribes*.—The number of elementary schools intended for hill and aboriginal tribes in the Agency tracts decreased from 339 to 332 but their strength increased from 9,519 to 9,525.

The total number of pupils belonging to the aboriginal tribes under instruction in all classes of institutions in the Presidency was 21,767 (19,813 boys and 1,954 girls) against 22,596 (20,798 boys and 1,798 girls) in the previous year. The number of pupils belonging to the criminal tribes under instruction was 17,529 as compared with 15,325 in the previous year.

The number of schools working exclusively for the benefit of the Chenchus in Kurnool district was 19 with 422 pupils (280 boys and 142 girls) as against 18 with 426 pupils in 1927-28.

There were 73 schools for hill and aboriginal tribes (Badagas, Todas, etc.) in the Nilgiris district as against 74 last year. The number of pupils belonging to these classes in all elementary schools in this district was 3,951. There were also 184 pupils of these tribes reading in secondary schools of the same district.

Four night schools specially intended for the criminal tribes—Valayas and Koravas—of Coimbatore district are reported to have been closed during the year for want of attendance and the only Korava day school was also closed down for want of a suitable teacher. There were two schools for Irulas with a strength of 47, and seven schools for Malayalis and Sholagas with 304 pupils. All the 25 special scholarships for the Koravas and Valayas were awarded during the year. In Salem district progress has been greater. The number of schools intended for Malayalis increased from 23 with 482 pupils to 27 with 588 pupils. The London Mission takes a keen interest in the education of the Koravas and the strength in the four special schools for them increased from 51 to 64.

The Commissioner of Labour writes as follows regarding the education of Kallars :—

The schools, hostels and boarding houses which provide educational facilities for a certain section of the Kallar community in the Tamil districts continued to function during the year. There were 354 schools with a strength of 12,350 boys and 2,305 girls for the Kallars in Madura and Ramnad districts under the supervision of the Superintendent, Kallar Reclamation, Madura, and 131 schools with 4,777 pupils (of whom 587 were girls) for the Kallars in Tanjore under the supervision of the Deputy Superintendent of Kallar Reclamation, Tanjore. There were also 38 night schools in different parts of Madura district to provide education for Kallar adults and these were attended by 900 pupils altogether. The strength of the Kallar hostel at Tanjore was 100 at the end of the year 1928-29. 774 boarding grants for Kallars in Madura and Rāmnād districts and 100 grants for Kallars in Tanjore district at rates varying from Rs. 5 to Rs. 8 per mensem were also sanctioned during the year.

The criminal settlements at Aziznagar, Pallavaram, Sitanagaram, Stuartpuram, Kavali and Siddhapuram and the Industrial school for girls at Nellore continued to work during the year.

15. *Education of the Blind, the Deaf Mutes and other Defectives.*—There was a slight fall in the strength of the boys' section of the Educational and Industrial schools for the Blind at Palamcottah, while the girls' section showed a small increase. There were accordingly 43 boys and 32 girls on 31st March 1929 as against 49 boys and 29 girls in the previous year. The schools continue to do good work. An attempt is also being made here to transliterate into Braille books for general reading. The A.E.L.M. School for the blind at Rentachintla were 27 strong during the year under review as against 22 in 1927-28. A special feature of the school is the attention paid to handwork, the subjects taught being tape-weaving, rope-making, basket-making, mat-making, knitting and sewing.

A school for the blind and the deaf mutes was opened in December 1926, under the Corporation of Madras and it was permanently recognized in the current year. The strength of the Blind section was 20 and that of the deaf mutes section 10, making a total strength of 30 in all.

The Deaf and Dumb School, Mylapore, had 33 boys and 34 girls, i.e., 67 on its rolls on 31st March 1929 as against 61 in 1927-28. A class in wood work has been opened for the benefit of the boys. The strength of the Deaf and Dumb School, Græme's Road, Madras, increased from 25 to 34.

There were 79 deaf boys and girls in the Deaf and Dumb School at Palamcottah during the year under review. Six teachers taking their training in the school completed their course in March 1929.

The attendance in the Leper School at Bapatla doubled during the year, the strength being ten boys and two girls. Two more scholarships at the rate of Rs. 15 per mensem were granted during the year under reference to two pupils from Bellary district in addition to the scholarships to two pupils from Anantapur district mentioned in last year's report for reading in the Central Institute for Defectives, Mysore.

16. *Private Institutions.*—The total number of private institutions, recognized and unrecognized, decreased from 2,791 to 2,221 and their strength from 80,064 to 69,243. There was considerable decrease both in the number and strength of unrecognized private schools, the decrease in the number being from 2,843 to 2,078. There was a slight fall in the number of schools recognized and aided by the department (from 148 to 143). Malabar still continues to have the largest number of unrecognized private schools in the Presidency.

17. *Books*—(a) *Government Oriental Manuscripts Library.*—There were 4,197 visitors consulting 7,203 manuscripts and books in the Library as against 4,133 visitors consulting 7,001 manuscripts and books in the previous year. Among the manuscripts and books consulted, those relating to Poetry and Prose were the largest in number, those dealing with medicine and religion coming next in order. The works consulted were mostly in Sanskrit, Tamil and Telugu. In addition to consultation of manuscripts and books in the library, 170 manuscripts and 196 printed books were lent to 52 persons and institutions interested in oriental learning.

The number of manuscripts acquired during the year was 133.

The preparation and printing of descriptive and triennial catalogues of manuscripts went on as usual. The general alphabetical indexes relating to Malayalam and Kanarese manuscripts were printed and the others are either under preparation or under print.

Certain rare and valuable manuscripts were sent to the Exhibition held at Lahore in connexion with the Fifth All-India Oriental Conference.

(b) *Text-Book Committee*.—The term of office of the elected members, which was extended up to 1st November 1928 in G.O. Mis. No. 1441, Education, dated 6th July 1928, was further extended up to 1st April 1929 in G.O. Mis. No. 2338, Education, dated 6th December 1928.

In the former G.O. Government extended the term of the nominated members up to 1st August 1928 and approved the proposals of the Director regarding the nomination of 22 members to the Text-Book Committee.

Two meetings of the Committee were held, one in October and the other in March. In all 1,249 books were considered and of these 1,089 were approved, 781 for school use, 219 for libraries, 31 for teachers, 36 for school use and libraries, 2 for school use, teachers and libraries, and 20 for teachers and libraries. All books sent in are considered, but it is not the function of the Text-Book Committee to prescribe text-books for examinations.

(c) *Registration of Books*.—The total number of publications registered during the year under review was 4,778 as against 5,033 of the previous year. The decrease occurred under a number of Indian languages as well as English and was not confined to any particular area. The output under "Religion" was, as in previous years, the largest, being 32 per cent of the total number of publications. About thirty-one per cent of the books were designed for educational purposes. The style and character of the publications continued to be on progressive lines and their tone was generally unobjectionable.

18. *Miscellaneous*—(a) *Adult Education*.—A brief reference has already been made in this report to adult education. Further information is here added. During the year under report sanction was accorded for the opening of adult education classes through the agency of non-official and honorary workers in 15 select centres as an experimental measure. Of the fifteen centres, classes for adults were actually opened in eleven centres, and of these eleven one was closed soon after its opening and one did not work regularly. The result was that classes worked at 9 centres throughout the year. The classes are in the nature of an experiment in an admittedly difficult problem, but the results so far attained justify continuance of the experiment. In addition to the

teaching of 3 R's there are talks on Hygiene, Civics and topics of general interest in these centres. A library, a reading room and lantern lectures are also features of these classes. In 1928-29 a recurring grant of Rs. 1,179 and a non-recurring grant of Rs. 1,269 was sanctioned for the classes.

In addition to classes run by non-official and honorary agencies, the adult schools at the Teachers' College, Saidapet, the Training College, Rajahmundry, the Victoria College, Palghat, and the school at Coimbatore continued to work. The strength of the classes at Saidapet and Rajahmundry is 83 (53 Hindus and 30 Muhammadans) and 47 as against 62 and 41 respectively of the previous year: at Palghat and at Coimbatore it is 41 and 29 respectively. Activities at the Teachers' College, Saidapet, include Music and Singing, the reading of stories and current news from newspapers and journals, a Library Day—when books and magazines are issued to the students—Bajanas, Kalekshepams, and lantern lectures and entertainments, and efforts to make the Adult School a social centre. Members of the staff in charge of the Adult School visit students in their homes, take an interest in their organizations and attend their marriage functions and puja celebrations.

In 1928-29 Government also approved the proposal for the introduction of an experimental scheme of adult education in the Trichinopoly District under which the Deputy Inspectors of Schools in the district will in succession give lectures with the help of an optical lantern and slides on education, agriculture, hygiene, industries, etc., at the Teachers' Association centres and other convenient places in their respective ranges. The scheme was tried for three months in 1928-29 in the Karur Taluk. Thirty-five centres were visited and 45 lantern lectures delivered. Attendance varied from 50 to 300 and in all a total of 5,600 persons attended the lectures. The result has justified the scheme.

(b) *Boy Scouts*.—(i) The Provincial Secretary has reported that as many as 600 units have been registered at the provincial headquarters with a total strength of about 13,000 scouts of all ranks. Side by side with the increase in numbers, efficiency has also increased as is evidenced by the large number of efficiency and proficiency badges won during the year by the various units, and the rallies and competitions conducted by the different associations all over the province. A number of training camps were held and it is found that most of the people who went out of such camps have begun

to use their knowledge practically by starting troops and packs.

The movement has not only taken a deep root in the secondary schools, the majority of which have now their own scout troops and packs, but has also spread to villages. Village troops exist in several areas in almost all Tamil districts. In this connexion the Rural Economy School at Poonamallee organized by the President, District Board, Chingleput, is worth mentioning. It is reported that a batch of 48 teachers was trained there, (most of them being Elementary School teachers) with the object of sending them for work in their villages.

(ii) *Facilities for scout training.*—“Scouting for boys in India” an official handbook of the Association has been translated into Malayalam and Tamil, the Malayalam translation being ready for sale.

Two camp-sites have been granted to the Association : one at St. Thomas’ Mount and the other near Mount Pleasant, Coonoor.

The public are fast recognizing the value of scouting as a sound and practical scheme of character-training. The districts are reported to be self-supporting as regards finance and the parents and the public have contributed largely for the running of the machinery of scouting smoothly in the different localities. The Madras Province was able to send 12 scouts and scouters at a total expense of Rs. 20,000 to the International Jamboree held at Birkenhead near Liverpool. The Association was paid a grant of Rs. 10,000 as usual from provincial funds.

(c) *Girl Guides.*—The Provincial Secretary to the Girl Guides Association of Madras Presidency was good enough to furnish the following account of the progress of the guides movement during 1928-29 :—

“During the year under review several new centres of guiding have been opened notably at Salem, Rajahmundry, Nandyal and Tellicherry.

“In May 1928, the Association was asked by the Madras Corporation to introduce guiding into their schools. This meant 30 new companies and the first step that was taken was the institution of a training class for their teachers. It is hoped to start companies in the schools themselves in the autumn of 1929.

“Another important step was a request which came from the Hobart Training School for guides and one teacher and two students therein attended the Summer Training

School in Ootacamund in June 1928. In this connexion a most noteworthy and encouraging feature was the general increase in Indian guiders."

The Association was, as in the previous year, paid a grant of Rs. 4,000 from the provincial funds.

(d) *Physical Education*.—The efforts to promote physical education in the year under review have resulted in a better understanding of and growing interest in physical education on correct lines. Several new public playgrounds have been opened in the city of Madras. Compulsory physical education under specially trained leadership has been made a feature of collegiate education. The Y.M.C.A. School of Physical Education, which is the only recognized centre for the training of physical training instructors and physical directors, has made a large contribution towards the results that have so far been achieved.

The committee appointed in June 1928 to investigate the problems of physical education in secondary schools for boys has completed its sittings and has submitted its recommendations to Government. The more important of its recommendations are (1) that formal physical training should be made compulsory for all pupils except such as are declared medically unfit, (2) that playgrounds and playing fields should be provided, mainly in connexion with high schools, (3) that adequate provision should be made in the Y.M.C.A. School of Physical Education for the training of physical directors, and (4) that health instruction should form an essential part of physical education, such instruction being given during school hours.

A physical training class for women has been opened in the Lady Willingdon Training College, Madras, with a view to training secondary-grade teachers for appointment as physical training instructresses in training schools for mistresses.

In G.O. Mis No. 2419, dated 18th December 1928, Government appointed a committee to investigate the question of physical education for girls in elementary and secondary schools in the Presidency. Another committee was appointed in G.O. No. 1992, Education, dated 10th October 1928, to enquire into the condition of physical education in elementary schools for boys and to suggest lines of improvement.

The Olympic sports, Inter-school Athletic Competitions, and demonstrations held during the year have, as

usual, served to stimulate public interest in the organizations for developing games and sports.

(e) *Medical Inspection.*—As stated in last year's report, medical inspection was made compulsory in all recognized secondary schools for boys, Arts Colleges for men and women, in the Madras University area and elementary schools for boys in areas where compulsory elementary education had been introduced. Accordingly, medical inspection has become a permanent feature of all recognized secondary schools for boys, about 450 in number and 33 municipal and taluk board areas, which have introduced compulsory elementary education. Arrangements are almost complete for the introduction for the scheme in the remaining compulsory areas. Medical inspection, being optional for secondary schools for girls, 35 schools introduced medical inspection during the year under review.

(f) *Teachers employed as Postmasters.*—The number of teachers employed as branch postmasters belonging to the Madras Presidency rose from 688 to 738 during 1928-29 showing a total increase of 50 over 1927-28. Of the total number of 738, seven were Government teachers while the rest were local board teachers. The Postmaster-General, Madras, has reported that over 28 per cent of the extra departmental branch offices was held by school masters of all classes in his Circle.

(g) *General.*—Service registers and certified copies of them and the inventories of valuable stock are reported to have been maintained.

I have the honour,

Sir,

Your most obedient servant,

R. G. GRIEVE,

Officiating Director of Public Instruction.

APPENDIX.

(a) Names of local bodies that do not levy education-cess.

TALUK BOARDS.

1. Bellary.	6. Kanigiri.	11. Gudur.
2. Harpanahalli.	7. Venkatagiri.	12. Kumbakōnam.
3. Hospet.	8. Kandukur.	13. Mayavaram.
4. Tadepalligudem.	9. Kavali.	14. Sermadevi.
5. Nellore.	10. Atmakur.	

MUNICIPALITIES.

1. Gudiyattam.	18. Parlakimedi.	35. Ootacamund.
2. Tiruppattur.	19. Cocanada.	36. Srivilliputtur.
3. Tiruvannamalai.	20. Chirala.	37. Sivakasi.
4. Walajpet.	21. Guntūr.	38. Karaikudi.
5. Chidambaram.	22. Narasaraopet.	39. Mannargudi.
6. Cuddalore.	23. Ongole.	40. Mayavaram.
7. Villupuram.	24. Mangalore.	41. Tiruvarur.
8. Adōni.	25. Bezwada.	42. Palamcottah.
9. Bellary.	26. Palacole.	43. Tuticorin.
10. Tirupati.	27. Kurnool.	44. Srirangam.
11. Coimbatore.	28. Nandyal.	45. Karur.
12. Dharampuram.	29. Bodinayakanur.	46. Trichinopoly.
13. Udampalpet.	30. Palni.	47. Anakapalle.
14. Pollachi.	31. Periyakulam.	48. Bimlipatam.
15. Cuddapah.	32. Cannanore.	49. Vizagapatam.
16. Berhampur.	33. Palghat.	50. Vizianagram.
17. Chicacole.	34. Coonoor.	51. Vaniyambadi.


(b) Names of local authorities that have introduced compulsion.

MUNICIPALITIES.

1. Vellore.	10. Masulipatam.	19. Hospet.
2. Kumbakōnam.	11. Cochin.	20. Virudhunagar
3. Negapatam.	12. Mayavaram.	21. Ellore.
4. Conjeeveram.	13. Madura.	22. Rajahmundry.
5. Tellicherry.	14. Hindupur.	23. Madras Corpora- tion.
6. Tiruppur.	15. Proddatur.	24. Anantapur.
7. Tinnevely.	16. Dindigul.	25. Nellore.
8. Chingleput.	17. Calicut.	
9. Erode.	18. Parlakimedi.	

TALUK BOARDS.

- | | |
|--|--|
| <ol style="list-style-type: none"> 1. Taluk Board, Walluvanad—
Mannarghat Village Panchayat. 2. Ponnani—Three select amsams. 3. Ernād—Select amsams in East and West Ernād. 4. Tiruppattur—Natrampalli and Agraharam Panchayats. | <ol style="list-style-type: none"> 5. Sivakasi—Vadamalapuram and Sengamalanachiyarpuram. 6. Saidapet Taluk (Chingleput District). 7. Tiruvadi Union (Tanjore District). |
|--|--|
-



OLD COLLEGE BUILDINGS—From the south-east.

GENERAL EDUCATIONAL TABLES

General Summary of Educational Institutions and Scholars.

Area in square miles.	142,260	Percentage of scholars to total population.					
		Recognized institutions.		All institutions.			
		1929.	1928.	1929.	1928.		
Population—							
Males	20,870,749						
Females	21,448,236	Males	10.1	9.6	10.3	9.9	
Total	42,318,985	Females	2.9	2.7	3.0	2.8	
		Total	6.4	6.1	6.6	6.2	

	Institutions.			Scholars.			Stages of instruction of scholars entered in column (4).
	1929.	1928.	Increase or decrease.	1929.	1928.	Increase or decrease.	
	(1)	(2)	(3)	(4)	(5)	(6)	
RECOGNIZED INSTITUTIONS.							
Universities	8	2	+ 1
<i>For Males.</i>							
Arts Colleges	80	59	+ 1	13,439	12,848	+ 591	{ (a) 4,800 (b) 8,639
Professional Colleges	9	10	- 1	2,324	2,260	+ 64	{ (a) 2,224 (c) 108,238
High Schools	354	351	+ 3	145,987	142,677	+ 3,310	{ (d) 87,749 (e) 14,029
Middle Schools	197	199	- 2	27,847	26,778	+ 1,069	{ (d) 18,818 (d) 2,194,961*
Primary Schools	50,108	48,422	+ 1,686	2,194,961	2,095,329	+ 99,632	
Special Schools	848	341	+ 7	24,895	23,030	+ 1,865	
Totals	51,076	49,882	+ 1,694	2,409,453	2,302,943	+ 106,510	...
<i>For Females.</i>							
Arts Colleges	5	5	...	376	421	- 45	{ (a) 108 (b) 208
Professional Colleges	2	2	...	56	49	+ 7	{ (a) 56 (c) 5,807
High Schools	59	58	+ 1	18,521	12,770	+ 751	{ (d) 8,214 (e) 1,305 (d) 4,530
Middle Schools	44	42	+ 2	5,835	5,319	+ 516	
Primary Schools	4,731	4,050	+ 681	285,178	260,771	+ 34,399	(d) 295,178*
Special Schools	96	80	+ 10	4,818	4,263	+ 555	
Totals	4,937	4,243	+ 694	319,784	283,661	+ 36,123	...
UNRECOGNIZED INSTITUTIONS.							
For Males	2,027	2,567	- 540	62,099	72,340	- 10,241	...
For Females	51	78	- 25	1,420	1,788	- 368	...
Totals	2,078	2,643	- 565	63,519	74,128	- 10,609	...
Grand totals	58,091	56,268	+ 1,823	2,792,756	2,660,672	+ 132,084	...

(a) In Graduate and Post-graduate classes. (c) In Secondary stage.
 (b) In Intermediate classes. (d) In Primary stage.
 * Includes scholars reading in standards VI to VIII in elementary schools.

General Summary of Expenditure on Education.

	Total expenditure.			Percentage of expenditure from				Cost per scholar to				Total cost per scholar.
	1928.	1929.	Increase or decrease.	Government funds.	Local funds.	Fees.	Other sources.	Government funds.	Local funds.	Fees.	Other sources.	
	Rs.	Rs.	Rs.									
Direction and Inspection ...	17,51,814	16,50,926	+ 1,05,112	100'00	0'69	0'69
Universities ...	8,99,041	34,91,047	+ 25,92,006	87'70	...	8'82	3'48	187'59	...	19'07	9'53	216'19
Miscellaneous ...	89,54,947	91,98,686	+ 2,43,739	27'70	12'12	21'52	38'68	0'96	0'41	0'74	1'38	3'43
Totals ...	1,16,05,802	1,45,46,650	+ 29,40,857	51'34	7'66	15'72	25'28	2'78	0'41	0'65	1'38	5'42
<i>Institutions for Males.</i>												
Arts Colleges ...	22,97,290	26,76,712	+ 3,79,422	83'68	0'06	46'21	20'07	67'42	0'10	92'57	40'20	200'29
Professional Colleges ...	11,37,215	11,09,492	- 27,723	82'52	0'08	18'99	0'41	892'42	0'33	80'81	1'96	475'63
High Schools ...	68,55,579	73,10,243	+ 4,44,664	20'98	9'73	52'52	16'82	10'16	4'72	25'48	8'17	48'53
Middle Schools ...	11,14,884	11,49,519	+ 34,835	34'09	10'32	33'67	21'92	14'09	4'26	13'91	9'05	41'21
Primary Schools ...	1,58,1,105	1,71,35,936	+ 13,24,831	58'32	24'08	4'31	13'31	4'68	1'91	0'33	1'06	7'93
Special Schools ...	38,39,138	42,24,076	+ 5,84,938	67'11	1'80	3'40	27'69	138'87	3'73	7'03	57'29	206'92
Totals ...	3,08,54,961	3,35,95,978	+ 27,41,017	49'30	14'97	19'42	16'31	6'98	2'13	2'76	2'31	14'18
<i>Institutions for Females.</i>												
Arts Colleges ...	1,93,503	2,05,785	+ 22,282	56'98	...	13'26	29'78	296'88	...	69'10	155'04	520'97
Professional Colleges ...	53,136	45,471	- 7,665	71'38	...	6'48	22'14	579'57	...	52'59	179'82	811'98
High Schools ...	10,22,531	10,61,452	+ 38,921	51'44	...	21'24	24'32	41'05	...	18'95	19'50	79'50
Middle Schools ...	8,09,942	8,37,624	+ 27,682	39'91	2'90	19'09	38'10	21'71	1'58	10'38	20'73	54'40
Primary Schools ...	30,88,820	34,53,670	+ 3,64,850	55'73	27'51	0'85	15'91	6'81	3'36	0'19	1'92	12'20
Special Schools ...	7,72,487	9,86,694	+ 2,14,207	65'64	0'93	1'65	31'78	155'92	2'20	3'91	75'60	237'53
Totals ...	54,30,418	60,90,696	+ 6,60,278	55'91	15'91	6'46	21'72	11'09	3'16	1'28	4'31	19'84
Grand total ...	4,78,91,181	5,42,33,333	+ 63,42,152	50'58	13'12	16'98	19'32	10'23	2'66	3'44	3'90	20'23

GENERAL EDUCATIONAL TABLES

41

1.—Classification of Educational Institutions.

	For Males.						For Females.					
	Government.	Municipal Board.	Local Board.	Aided.	Unaided.	Total.	Government.	Municipal Board.	Local Board.	Aided.	Unaided.	Total.
RECOGNIZED INSTITUTIONS.												
Universities	3	...	3
Colleges—												
Arts and Science * ...	6	...	1	35	2	44	1	2	...	3
Law	1	1
Medicine	2	2
Education	2	2	1	1	...	2
Engineering	1	1
Agriculture	1	1
Commerce
Forestry	1	1
Veterinary Science ...	1	1
Intermediate and second-grade colleges ...	3	1	..	12	...	16	2	..	2
Totals ..	18	1	1	47	2	69	2	5	...	7
High Schools	12	41	110	190	1	354	13	...	1	45	...	59
Middle Schools { English	3	9	78	101	6	197	7	2	1	83	1	44
{ Vernacular
Primary Schools	3,229	1,188	18,982	30,687	2,028	50,108	41	433	2,680	1,511	86	4,731
Totals ...	3,238	1,238	14,170	30,978	2,035	50,659	61	436	2,682	1,589	87	4,834
Special Schools—												
Arts	1	1
Law
Medical	4	4	1	1	...	2
Normal and Training ...	61	...	8	23	...	92	28	1	...	23	...	52
Engineering †	1	1	2
Technical and Industrial	9	...	1	35	...	45	1	25	...	26
Commercial	3	3	38	44
Agricultural	1	1	...	2
Reformatory	3	1	...	4
Schools for Defectives	1	...	5	...	6	2	...	2
Schools for Adults	4	8	1	13
Other schools	1	2	6	116	10	136	...	1	18	14
Totals ...	88	3	15	192	50	348	30	1	1	64	...	96
Total recognized institutions ...	2,344	1,242	14,186	31,217	2,687	51,076	93	436	2,683	1,658	87	4,987
UNRECOGNIZED INSTITUTIONS	2,027	2,027	51	51
Grand totals, all institutions ...	2,344	1,242	14,186	31,217	4,714	53,103	93	436	2,683	1,658	138	5,038

* Includes Oriental colleges.

† Includes survey schools.

II-A.—Distribution of Scholars attending

	Government.			District Board.			Municipal Board.		
	Scholars on roll on March 31st.	Average daily attendance.	Number of residents in approved hostels.	Scholars on roll on March 31st.	Average daily attendance.	Number of residents in approved hostels.	Scholars on roll on March 31st.	Average daily attendance.	Number of residents in approved hostels.
	(1)	(2)	(3)	(4)	(5)	(6)	(7)	(8)	(9)
READING.									
IN RECOGNIZED INSTITUTIONS.									
<i>University and Intermediate Education.</i>									
Arts and Science	2,716	2,584	369	59	56	58	153	141	31
Law	781	688
Medicine	622	600
Education	204	191	94
Engineering	457	440	423
Agriculture	121	94	117
Commerce
Forestry	41	38
Veterinary Science	98	79
Totals ...	5,040	4,614	1,033	59	56	58	153	141	31
<i>School and Special Education.</i>									
In High Schools	3,571	3,271	510	33,396	30,182	684	18,973	17,358	195
In Middle Schools	489	407	...	8,875	7,512	181	1,322	1,160	...
English
Vernacular
In Primary Schools	87,281	65,141	142	741,076	595,511	30	108,381	82,640	...
Totals ...	91,341	68,819	658	783,147	633,255	697	128,676	101,168	195
In Art Schools	501	269
In Law Schools
In Medical Schools	765	789	284
In Normal and Training Schools	8,737	7,855	641	188	181
In Engineering Schools	101	98	74
In Technical and Industrial Schools	1,885	1,071	101	15	13
In Commercial Schools	412	398
In Agricultural Schools	44	41
In Reformatory Schools	592	586	592
In Schools for Defectives	30	26	30
In School for Adults	200	183
In Other Schools	8	8	...	249	219	...	328	309	...
Totals ...	12,745	11,198	1,692	412	413	...	358	335	30
Totals for recognized institutions	109,123	84,631	3,383	783,658	633,724	955	129,187	101,634	256
IN UNRECOGNIZED INSTITUTIONS									
Grand totals, all institutions for males	109,126	84,631	3,383	783,658	633,724	955	129,187	101,634	256

GENERAL EDUCATIONAL TABLES

Educational Institutions for Males.

Aided.		Unaided.							
(10)	(11)	(12)	(13)	(14)	(15)	(16)	(17)	(18)	(19)
Scholars on roll on March 31st.	Average daily attendance.	Number of residents in approved hostels.	Scholars on roll on March 31st.	Average daily attendance.	Number of residents in approved hostels.	Grand total of scholars on rolls.	Grand total of average attendance.	Grand total of residents in approved hostels.	Number of females included in column 16.
10,472	9,640	2,489	89	87	10	13,489	17,408	2,987	114
...	761	628
...	622	600	...	74
...	204	191	94	...
...	457	440	423	...
...	121	94	117	...
...	41
...	98	79
10,472	9,640	2,489	89	87	10	15,788	14,488	3,621	186
89,893	81,259	7,013	154	135	...	145,927	182,205	8,404	2,384
16,509	14,377	898	852	692	...	27,837	21,098	1,079	1,349
1,206,996	973,852	8,954	57,855	47,285	75	2,164,861	1,764,429	9,207	318,644
1,906,770	1,069,398	16,865	58,961	48,112	75	2,366,795	1,920,732	18,690	322,327
...	501	269	...	20
...	785	739	284	3
2,090	1,952	868	168	168	...	11,015	9,988	1,504	6
...	269	266	74	...
2,270	1,992	997	859	697	...	3,670	3,076	1,096	82
417	346	1,682	1,441	...	83
63	43	97	84
98	87	88	680	628	690	81
183	157	183	218	183	218	50
237	163	...	38	29	...	475	305
4,454	3,812	1,126	479	490	...	5,518	4,778	1,186	571
8,892	8,542	8,267	1,538	1,324	86	24,895	21,512	4,989	795
1,327,044	1,087,570	22,631	60,438	49,472	95	2,409,453	1,967,032	27,800	828,811
...	62,019	49,786	...	69,099	48,785	...	11,555
1,327,044	1,087,570	22,631	122,537	98,268	85	2,471,552	2,005,817	27,800	831,866

II-B.—Distribution of Scholars attending

	Government.			District Board.			Municipal Board		
	Scholars on roll on March 31st.	Average daily attendance.	Number of residents in approved hostels.	Scholars on roll on March 31st.	Average daily attendance.	Number of residents in approved hostels.	Scholars on roll on March 31st.	Average daily attendance.	Number of residents in approved hostels.
	(1)	(2)	(3)	(4)	(5)	(6)	(7)	(8)	(9)
READING.									
IN RECOGNIZED INSTITUTIONS.									
<i>University and Intermediate Education.</i>									
Arts and Science	161	147	100
Medicine
Education	39	35	38
Totals ...	200	182	183
<i>School and Special Education.</i>									
In High Schools	3,885	3,354	174	231	213
In Middle Schools { English	938	732	..	101	88	..	384	355	..
{ Vernacular
In Primary Schools	3,180	2,234	10	186,443	102,188	22	44,890	31,041	..
Totals ...	8,002	6,320	184	136,775	102,489	22	45,274	31,396	..
In Medical Schools	85	80	78
In Normal and Training Schools	1,294	1,205	705	29	28	..
In Technical and Industrial Schools	40	38
In Commercial Schools
In Agricultural Schools
In Schools for Defectives
In Schools for Adults
In Other Schools	19	19
Totals ...	1,419	1,322	783	19	19	..	29	28	..
Totals for recognized institutions	9,622	7,825	1,100	136,794	102,508	22	45,303	31,424	..
IN UNRECOGNIZED INSTITUTIONS									
Grand totals all institutions for females	9,622	7,825	1,100	136,794	102,508	22	45,303	31,424	..
Grand totals, all institutions, for males and females.	118,718	92,456	4,483	9,0462	736,232	977	174,490	133,068	256

GENERAL EDUCATIONAL TABLES

Educational Institutions for Females.

	Aided.			Unaided.			(16)	(17)	(18)	(19)	
	(10)	(11)	(12)	(13)	(14)	(15)					
Scholars on roll on March 31st				Scholars on roll on March 31st.			Grand total of scholars on rolls on March 31st.			Grand total of residents in approved hostels	Number of males included in column 16.
Average daily attendance.				Average daily attendance.			Grand total of average attendance.				
Number of residents in approved hostels.				Number of residents in approved hostels.							
215	205	148	376	352	248
17	16	15	56	51	48
282	221	163	482	403	286
9,406	8,496	3,221	13,521	12,053	3,395	784	784
4,361	3,984	642	51	48	5,885	5,207	642	620	620
109,957	84,007	5,309	3,798	2,699	296,178	222,069	5,341	14,011	14,011
1,0723	86,477	9,172	3,759	2,647	314,584	239,329	9,378	15,366	15,366
73	70	158	150	78
1,096	944	804	2,419	2,177	1,509
1,872	1,194	449	1,412	1,232	449
...
149	143	149	149	148	149	88	88
661	595	680	554	...	8	8
3 851	2,886	1,402	4,918	4,256	2,185	96	96
124,306	90,584	10,737	3,759	2,647	319,784	248,988	11,859	5,461	5,461
...	1,420	1,075	1,420	1,075	...	64	64
124,306	99,684	10,737	6,179	3,722	321,204	245,063	11,859	15,526	15,526
1,481,350	1,187,164	83,358	127,713	101,980	56	...	2,792,756	2,260,880	39,159	60,891	60,891

III-A.—Expenditure on Education for Males.

Expenditure on buildings includes Rs. 6,12,031 spent by the Public Works Department on Educational buildings.

"Miscellaneous" includes the following main items:—

- (1) Boarding charges in hostels; (2) Scholarships in schools and colleges; and (3) Charges relating to Oriental Manuscripts Library; Registrar of Books, Text-book Committee, etc.

	Government institutions.						District Board and Municipal institutions.						Aided institutions.		
	Government funds.	Board funds.	Municipal funds.	Fees.	Other sources.	Total.	Government funds.	Board funds.	Municipal funds.	Fees.	Other sources.	Total.	Government funds.	Board funds.	Municipal funds.
	(1)	(2)	(3)	(4)	(5)	(6)	(7)	(8)	(9)	(10)	(11)	(12)	(13)	(14)	(15)
	Rs.	Rs.	Rs.	Rs.	Rs.	Rs.	Rs.	Rs.	Rs.	Rs.	Rs.	Rs.	Rs.	Rs.	Rs.
Direction
Inspection
Buildings, etc.
Miscellaneous
Totals
UNIVERSITY AND INTER-MEDIATE EDUCATION.															
Universities	80,61,579
BOARDS OF SECONDARY AND INTER-MEDIATE EDUCATION.															
Arts Colleges	5,41,821	2,23,202	3,727	7,68,260	12,800	12,800	2,23,300	104	315
<i>Professional Colleges.</i>															
Law	53,758	315	54,073
Medicine	3,34,248	78,342	1,409	4,08,999
Education	1,63,108	639	288	1,44	2,488	1,67,915
Engineering	1,44,589	59,985	...	2,04,577
Agriculture	89,850	361	90,201

GENERAL EDUCATIONAL TABLES

Commerce
Forestry	1,19,908	1,19,908
Veterinary Science	63,819	63,819
Intermediate Colleges	78,594	40,518	1,042	1,20,154	2,500	11,832	2,601	16,933	55,241	898
Totals	15,35,437	689	239	4,52,249	9,332	19,97,896	2,500	11,832	15,401	29,738	33,40,120	1,002	315	...
SCHOOL EDUCATION.																
<i>General.</i>																
High Schools	1,66,348	82,502	3,114	2,51,964	5,23,984	5,39,966	1,65,803	12,09,604	47,651	25,46,208	8,37,696	4,353
Middle Schools { English	9,341	4,001	93	13,435	2,24,201	1,06,116	11,914	1,40,518	22,251	5,05,000	1,58,428	600
{ Vernacular
Primary Schools	7,85,784	1,089	7,297	7,94,170	42,18,153	34,04,246	7,13,087	81,002	1,06,786	85,23,224	49,58,907	4,338	1,987	...
Totals	9,61,473	87,592	10,504	10,59,569	49,66,338	40,50,328	8,90,754	14,90,124	1,76,888	1,15,74,432	59,85,026	9,291	1,987	...
<i>Special.</i>																
Arts Schools	59,865	59,865
Law Schools
Medical Schools	4,18,803	53,141	8,445	4,80,889
Normal and Training Schools	14,28,466	26,017	2,318	423	2,566	14,59,790	16,348	7,286	1	24,115	2,99,989	1,407
Engineering Schools	18,430	4,548	...	22,978
Technical and Industrial Schools	2,17,075	2,17,075	300	300	600	99,161
Commercial Schools	30,852	18,526	50	49,429	2,085
Agricultural Schools	11,217	2,055	...	13,272	1,800
Reformatory Schools	92,818	92,818	1,576
Schools for Defectives	5,199	5,199	13,440
Schools for Adults	342	342	2,448
Other Schools	62,213	839	623	63,175	22,584	22,179	10,379	2,438	15,067	72,842	34,622	931	50	...
Totals	23,40,081	26,017	2,318	79,032	11,684	24,59,132	39,732	29,745	15,578	2,438	15,068	1,02,556	4,55,121	2,338	50	...
Grand totals	48,96,991	26,856	2,557	6,18,873	31,520	55,16,597	80,08,570	40,80,073	9,06,332	15,04,899	2,07,967	1,17,06,721	97,80,367	12,681	2,352	...

III-A.—Expenditure on Education for Males—cont.

Expenditure on building includes Rs. 6,18,081 spent by the Public Works Department on Educational buildings.

"Miscellaneous" includes the following main items:—

- (1) Boarding charges in hostels; (2) Scholarships in Schools and Colleges; (3) and Charges relating to Oriental Manuscripts Library, Registration of books, Text-book Committee, etc.

	Aided institutions—cont.			Recognized and unaided institutions.			Total expenditure from					
	Fees.	Other sources.	Total, columns 18—17.	Fees.	Other sources.	Total.	Government funds.	Board funds.	Municipal funds.	Fees.	Other sources.	Grand total.
	(16)	(17)	(18)	(19)	(20)	(21)	(22)	(23)	(24)	(25)	(26)	(27)
	RS.	RS.	RS.	RS.	RS.	RS.	RS.	RS.	RS.	RS.	RS.	RS.
Direction	1,79,929	1,79,929
Inspection	14,48,258	14,48,258
Buildings, etc.	15,36,193	8,25,718	1,90,359	1,00,542	15,53,755	42,06,597
Miscellaneous	6,13,559	15,470	3,927	12,60,448	11,69,739	31,69,143
Totals	37,77,939	8,41,188	1,94,286	14,66,990	27,23,524	90,08,927
UNIVERSITY AND INTER-MEDIATE EDUCATION.												
Universities	3,07,912	1,21,556	34,91,047	30,61,579	3,07,912	1,21,556	34,91,047
BOARDS OF SECONDARY AND INTERMEDIATE EDUCATION.												
Arts Colleges	8,55,344	4,33,518	15,12,561	...	7,352	7,352	7,64,621	104	815	10,78,548	4,57,397	23,00,983
<i>Professional Colleges.</i>												
Law	53,758	315	54,073
Medicine	3,34,248	73,342	1,409	4,08,999
Education	1,63,108	829	289	1,441	2,488	1,67,915
Engineering	1,44,589	69,988	...	2,04,577
Agriculture	89,850	351	90,201

Commerce
Forestry	1,19,908	1,19,908
Veterinary Science	63,819	63,819
Intermediate Colleges	1,02,625	76,224	2,34,988	3,654	...	3,654	1,36,335	898	...	1,58,629	79,867	3,75,729
Totals ...	12,85,881	6,31,298	52,38,618	3,654	7,352	11,006	48,78,057	1,641	554	17,33,616	6,68,883	72,77,251
SCHOOL EDUCATION.												
<i>General.</i>												
High Schools	24,82,587	11,56,436	44,81,072	...	20,999	20,999	1,528,028	5,44,319	1,65,802	88,33,698	12,28,400	78,00,243
Middle Schools { English	2,36,786	1,91,640	5,87,449	5,700	37,935	43,635	8,91,965	1,06,716	11,914	8,87,005	2,51,919	11,49,519
{ Vernacular
Primary Schools	6,15,460	20,81,245	76,91,937	39,879	86,726	1,26,806	99,92,844	34,08,584	7,15,024	7,37,430	22,82,054	1,71,35,936
Totals ...	33,34,833	34,29,321	1,27,60,458	45,579	1,45,660	1,91,289	1,19,12,837	40,59,619	8,92,741	49,58,128	37,62,373	2,55,85,698
<i>Special.</i>												
Arts Schools	59,865	59,865
Law Schools
Medical Schools	4,18,803	53,141	8,445	4,80,389
Normal and Training Schools	1,634	94,085	3,97,165	17,45,808	34,690	2,318	2,107	96,652	18,81,070
Engineering Schools	11,625	...	11,625	18,430	16,173	...	34,608
Technical and Industrial Schools	20,231	8,19,942	9,39,384	3,16,536	300	...	20,231	8,19,942	11,57,059
Commercial Schools	7,817	6,526	16,428	14,764	6,410	21,174	32,937	41,107	12,986	87,030
Agricultural Schools	7,504	9,304	13,017	2,055	7,504	22,576
Reformatory Schools	21,814	23,190	94,394	21,814	1,16,008
Schools for Defectives	164	15,163	28,767	13,440	5,199	164	33,966
Schools for Adults	349	2,797	...	240	240	2,790	589	3,379
Other Schools	5,647	1,41,919	1,83,169	57	29,088	29,145	1,19,419	23,110	10,429	8,476	1,86,897	3,48,131
Totals ...	35,593	11,07,102	16,00,204	26,146	35,738	62,184	28,84,934	58,100	17,946	1,43,504	11,69,592	42,24,076
Grand totals ...	43,36,307	51,67,721	1,95,99,278	75,679	1,88,760	2,64,429	2,34,03,767	49,60,548	11,05,527	83,02,238	83,18,872	4,60,80,952

III-B.—Expenditure on Education for Females.

Expenditure on buildings includes Rs. 45,970 spent by the Public Works Department on Educational buildings.

"Miscellaneous" includes the following main items:—

- (1) Boarding charges in hostels; (2) Scholarships in schools and colleges.

	Government institutions.						District Board and Municipal institutions.						Aided institutions.		
	Government funds.	Board funds.	Municipal funds.	Fees.	Other sources.	Total.	Government funds.	Board funds.	Municipal funds.	Fees.	Other sources.	Total.	Government funds.	Board funds.	Municipal funds.
	(1)	(2)	(3)	(4)	(5)	(6)	(7)	(8)	(9)	(10)	(11)	(12)	(13)	(14)	(15)
	Rs.	Rs.	Rs.	Rs.	Rs.	Rs.	Rs.	Rs.	Rs.	Rs.	Rs.	Rs.	Rs.	Rs.	Rs.
Inspection
Buildings, etc.
Miscellaneous
Totals
UNIVERSITY AND INTER-MEDIATE EDUCATION.															
Arts Colleges ...	80,852	13,048	...	93,900	27,519
<i>Professional Colleges.</i>															
Medicine
Education	28,405	2,465	...	28,870	6,051
Intermediate Colleges	8,878
Totals ...	1,07,257	15,518	...	1,22,770	42,448

SCHOOL EDUCATION.															
<i>General.</i>															
High Schools	2,49,107	87,288	150	2,86,543	10,360	35	...	3,249	1,770	15,413	2,88,690
Middle Schools. {	English	44,459	4,862	510	49,881	5,434	3,029	6,762	3,563	...	18,788	84,859	...
	Vernacular.
Primary Schools	38,379	560	400	89,339	11,94,146	5,19,052	4,00,374	4,834	4,118	21,22,524	6,92,305	414	30,154
Totals	3,31,945	42,708	1,060	3,75,713	12,09,940	5,22,116	4,07,136	11,645	5,888	21,56,725	10,65,854	414	30,154
<i>Special.</i>															
Medical Schools	80,498	430	...	80,976	7,220
Normal and Training Schools	3,42,063	829	80	146	...	3,48,118	6,849	6,849	1,77,486	36	...
Technical and Industrial Schools	17,220
Commercial Schools
Agricultural Schools
Schools for Defectives	9,746	1,100	...
Other Schools	8,158	8,156	...	243	243	5,284
Totals	4,30,715	829	80	626	...	4,32,250	...	243	6,849	7,092	2,16,956	1,135	...
Grand totals for females.	8,69,917	829	80	58,847	1,080	9,80,733	12,09,940	5,22,359	4,13,985	11,645	5,888	21,63,817	13,25,258	1,549	30,154
Grand totals for males ...	48,36,991	26,656	2,557	6,18,873	31,520	55,16,597	50,08,570	40,80,073	9,06,832	15,04,889	2,07,357	1,17,06,721	97,80,267	12,631	2,352
Grand totals for all ...	57,06,908	27,485	2,637	6,77,720	32,580	64,47,330	62,18,510	46,02,432	13,20,817	16,16,034	2,13,245	1,38,70,538	1,11,05,525	14,180	32,506

III-B.—Expenditure on Education for Females—cont.

Expenditure on buildings includes Rs. 45,970 spent by the Public Works Department on Educational buildings.

"Miscellaneous" includes the following main items:—

(1) Boarding charges in hostels; (2) Scholarships in schools and colleges.

	Aided institutions—cont.			Recognized and unaided institutions.			Total expenditure from					
	Fees.	Other sources.	Total, columns 18—17.	Fees.	Other sources.	Total.	Government funds.	Board funds.	Municipal funds.	Fees.	Other sources.	Grand total.
	(16)	(17)	(18)	(19)	(20)	(21)	(22)	(23)	(24)	(25)	(26)	(27)
	RS.	RS.	RS.	RS.	RS.	RS.	RS.	RS.	RS.	RS.	RS.	RS.
Inspection	2,28,739	2,28,739
Buildings, etc.	1,66,610	46,930	23,730	2,763	1,78,748	4,23,781
Miscellaneous	2,31,932	3,020	180	5,10,395	6,53,338	13,99,165
Totals	6,27,281	49,950	28,910	5,13,158	8,32,386	20,51,635
UNIVERSITY AND INTER-MEDIATE EDUCATION.												
Arts Colleges	13,330	48,522	89,271	1,08,371	26,278	48,522	1,83,171
<i>Professional Colleges.</i>												
Medicine
Education	480	10,070	16,601	32,456	2,945	10,070	45,471
Intermediate Classes ...	1,016	12,720	23,614	8,878	1,016	12,720	22,614
Totals	14,726	71,312	1,38,488	1,49,705	30,229	71,812	2,51,256

SCHOOL EDUCATION.

General.

High Schools	2,12,517	2,58,269	7,59,496	5,48,157	35	...	2,53,051	2,60,209	10,61,453	
Middle Schools. {	English ...	55,466	1,22,928	2,83,241	588	5,228	5,764	1,84,752	3,029	6,762	64,417	1,28,664	3,37,624
	Vernacular...	
Primary Schools	23,480	5,18,852	12,65,205	428	26,174	26,602	19,24,830	5,19,466	4,30,528	29,302	5,49,544	34,58,670	
Totals	2,91,453	9,00,067	22,87,942	964	31,402	32,386	26,07,739	5,22,530	4,37,290	3,46,770	9,38,417	48,52,746	

Special.

Medical Schools	9,298	88,119	54,627	87,716	9,768	33,119	1,85,603
Normal and Training Schools	5,881	1,13,737	2,97,189	5,19,549	864	6,929	6,097	1,18,737	6,47,106
Technical and Industrial Schools	72	1,20,645	1,37,987	17,220	72	1,20,645	1,37,987
Commercial Schools
Agricultural Schools
Schools for Defectives	8,008	18,852	9,746	1,100	8,008	18,852
Other Schools	399	33,114	38,797	13,440	243	...	399	33,114	47,196
Totals	15,640	3,13,621	5,47,352	6,47,671	2,207	6,929	16,266	3,13,621	9,86,894
Grand total for females.	3,21,819	12,85,000	29,63,780	964	31,402	32,386	40,82,396	5,74,687	4,78,129	9,06,438	21,55,736	81,42,381
Grand total for males	48,86,307	51,67,721	1,95,89,278	75,679	1,88,750	2,04,429	2,34,03,767	49,60,648	11,05,627	83,02,238	83,18,872	4,60,90,352
Grand total for all	49,58,126	64,82,721	2,25,88,058	76,643	2,20,152	2,96,795	2,74,86,163	55,35,235	15,78,656	92,08,671	1,04,74,608	5,42,33,383

IV-A.—Race or Creed of Male Scholars receiving General Education.

	Europeans and Anglo-Indians.	Indian Christians.	Hindus.			Muhamedans.	Buddhists.	Parsis.	Sikhs.	Others.	Totals.
			Brahmans.	Non-Brahmans.	Depressed classes.*						
	(1)	(2)	(3)	(4)	(5)	(6)	(7)	(8)	(9)	(10)	(11)
Total population ...	17,301	656,746	781,079	14,681,123	8,419,731	1,404,000	720	269		12,780	20,870,749
<i>School Education.</i>											
Primary—											
Class I ...	1,235	50,331	31,594	607,564	145,408	100,528	4	8	1	1,237	937,911
Do. II ...	610	21,230	17,903	250,852	51,706	41,875	2	7	1	603	384,689
Do. III ...	518	15,762	14,751	186,596	30,731	29,256	3	6	2	428	278,061
Do. IV ...	560	12,698	14,678	153,813	19,270	18,289	7	6	1	277	219,899
Do. V ...	508	6,633	11,724	56,970	5,885	6,473	3	5	1	107	88,309
Middle—											
Class VI ...	470	3,987	9,598	24,134	1,729	2,573	2	8	1	26	42,528
Do. VII ...	368	3,236	8,846	17,127	1,020	1,798	3	9	...	28	32,435
Do. VIII ...	277	3,085	8,447	14,188	819	1,423	...	4	1	10	28,254
High—											
Class IX ...	25	1,748	7,058	8,730	273	987	3	...	1	2	18,806
Do. X ...	177	1,475	6,272	7,037	203	742	...	3	1	1	15,911
Do. XI ...	149	1,279	6,317	6,411	134	743	1	2	3	1	15,040
Totals ...	4,895	121,464	137,488	1,333,422	257,178	204,667	28	58	13	2,920	2,061,833
<i>University and Intermediate Education.</i>											
Intermediate Classes—											
First year ...	13	330	2,478	1,650	20	196	...	2	4,689
Second year ...	18	285	2,176	1,259	27	180	1	2	3,898
Degree Classes—											
Third year ...	8	233	1,401	685	9	70	1	1	...	1	2,409
Fourth year ...	6	150	1,250	549	9	64	2,028
Fifth year ...	1	22	143	27	1	8	197
Post-Graduate Classes—											
Sixth year	17	70	16	...	1	104
Seventh year
Research students
Totals ...	46	1,087	7,518	4,186	66	434	2	3	...	8	13,325
Number of scholars in recognised institutions.	4,941	122,501	145,006	1,337,608	257,244	205,181	30	61	13	2,623	3,075,168
Number of scholars in unrecognised institutions	1,583	2,501	17,423	7,192	21,904	3	2	50,608
Grand totals ...	4,941	124,084	147,507	1,355,031	264,436	227,085	33	61	13	2,625	3,125,766

* The following are included under the heading "Depressed classes":—Ādi-Drāvidas, Ādi-Āndhras, Bādaga, Bavari, Bestha, Cheruman, Cherodi, Chenchus, Chakkili, Dandasi, Dumbo, Gadaba, Haddi, Holeya, Jatapus, Kallar, Konth, Kaniyan, Kotas, Koravas, Koyi, Khonda, Konan, Kudmo, Lambadi, Mala, Madiga, Marava, Nakaras, Pallau, Paraiyan, Pambalkaran, Panasa, Piraomalai Kallars, Relli, Savaras, Todas, Tottiyar, Valaiyan, Valluvan, Yerukula and Yenadis.

GENERAL EDUCATIONAL TABLES

IV-B.—Race or Orsed of Female Scholars receiving General Education.

	Europeans and Anglo-Indians.	Indian Christians.	Hindus.			Muhammadans.	Buddhists.	Parsis.	Sikhs.	Others.	Totals.
			Brahmans.	Non-Brahmans.	Depressed classes.*						
	(1)	(2)	(3)	(4)	(5)	(6)	(7)	(8)	(9)	(10)	(11)
Total population ...	16,966	670,469	782,165	15,044,680	3,534,741	1,436,498	496	260	...	12,078	21,448,296
<i>School Education.</i>				15,044,680	3,534,741	1,436,498	496	260	...	12,078	21,448,296
<i>Primary—</i>											
Class I ...	1,256	86,511	33,334	232,674	40,780	46,179	7	18	18	851	391,627
Do. II ...	586	10,250	13,476	56,423	8,050	11,087	9	8	4	230	101,123
Do. III ...	559	7,910	8,660	33,313	4,103	6,002	5	4	3	230	60,789
Do. IV ...	519	5,702	5,272	19,298	2,104	3,508	9	6	...	100	36,518
Do. V ...	518	4,358	2,009	7,953	774	675	6	4	...	30	16,327
<i>Middle—</i>											
Class VI ...	424	2,570	623	2,042	338	131	2	3	...	14	6,147
Do. VII ...	353	1,796	281	1,090	180	53	1	6	...	11	3,771
Do. VIII ...	305	1,525	184	725	292	46	...	8	...	7	3,093
<i>High—</i>											
Class IX ...	11	494	96	181	11	9	302
Do. X ...	151	382	49	124	10	10	1	727
Do. XI ...	119	283	45	111	8	4	...	3	573
Totals ...	4,800	71,781	64,029	353,934	56,650	68,604	40	60	25	1,573	621,496
<i>University and Intermediate Education.</i>											
<i>Intermediate Classes—</i>											
First year ...	10	95	22	52	...	8	187
Second year ...	11	67	24	28	1	1	...	1	133
<i>Degree Classes—</i>											
Third year ...	4	57	15	23	1	100
Fourth year ...	6	30	4	12	52
Fifth year	1	1	2	4
<i>Post-Graduate Classes—</i>											
Sixth year	6	4	4	14
Seventh year
Research students
Totals ...	31	256	70	121	1	9	...	2	490
Number of scholars in recognized institutions.	4,881	72,037	64,069	354,055	56,681	68,613	40	62	25	1,573	621,986
Number of scholars in unrecognized institutions	684	171	1,964	1,947	8,745	12,911
Grand totals ...	4,831	72,721	64,270	356,019	57,998	77,358	40	62	25	1,573	634,897

*The following are included under the heading "Depressed classes":—Ādi-Drāvidas, Ādi-Āndhras, Badāgas, Chakkhī, Huddi, Kondh, Koravas, Kotas, Lambadi, Nakara, Mala, Madiga, Pallan, Paraiyan, Belli, Todas, Tottiyar, Valluvan and Yenadis.

V-A.—Race or Creed of Male Scholars receiving Vocational and Special Education.

	Europeans and Anglo-Indians.	Indian Christians.	Hindus.			Muhammedans.	Buddhists.	Parseis.	Sikhs.	Others.	Totals.
			Brahmans.	Non-Brahmans.	Depressed classes.						
	(1)	(2)	(3)	(4)	(5)	(6)	(7)	(8)	(9)	(10)	(11)
SCHOOLS.											
Art Schools	2	49	18	351	48	13	431
Law Schools
Medical Schools	27	94	327	293	6	13	2	762
Normal and Training Schools	2	1,819	3,496	4,255	721	714	1	1	11,009
Engineering and Surveying Schools	1	8	144	104	4	8	269
Technical and Industrial Schools	100	1,125	264	1,334	488	316	1	...	3,638
Commercial Schools	10	120	910	495	23	37	...	8	...	1	1,599
Agricultural Schools	52	4	88	1	2	97
Reformatory Schools	2	55	14	452	65	67	4	659
Schools for Defectives	4	150	...	78	13	6	261
Schools for Adults	5	32	266	59	113	476
Other Schools	39	3,139	1,594	101	45	37	4,955
Totals	148	3,526	3,348	9,260	1,529	1,334	1	8	1	45	24,195
COLLEGES.											
Law	3	21	493	247	...	18	781
Medicine	4	98	240	198	...	13	548
Education	19	132	48	...	5	204
Engineering	1	31	255	159	...	10	...	1	457
Agriculture	7	61	49	...	4	121
Commerce
Forestry	13	17	...	6	41
Veterinary Science	1	8	50	28	...	16	1	98
Totals	8	133	1,246	746	...	66	...	1	...	1	2,360
Grand totals	156	3,708	3,594	10,006	1,529	1,400	1	4	1	46	26,445

V-B.—Race or Creed of Female Scholars receiving Vocational and Special Education.

	European and Anglo-Indians.	Indian Christians.	Hindus.			Muhammadans.	Buddhists.	Parsees.	Sikhs.	Others.	Total.
			Brahmans.	Non-Brahmans.	Depressed classes.						
	(1)	(2)	(3)	(4)	(5)	(6)	(7)	(8)	(9)	(10)	(11)
SCHOOLS.											
Art Schools	18	...	1	1	20
Medical Schools	6	123	5	27	161
Normal and Training Schools	73	1,473	129	544	58	147	1	2,425
Technical and Industrial Schools	69	1,127	30	88	126	2	2	1,444
Commercial Schools	73	10	83
Reformatory Schools	24	6	1	31
Agricultural Schools
Schools for Defectives	2	93	1	16	111
Schools for Adults
Other Schools	18	97	777	335	9	5	2	1,243
Totals	259	3,923	943	1,034	199	155	5	5,519
COLLEGES.											
Medicine	11	21	32	19	1	74
Education	10	24	9	18	66
Totals	21	45	31	32	1	130
Grand totals	280	2,968	974	1,066	199	155	...	1	...	5	5,649

VI-A.—Men Teachers.

	Trained teachers with the following Educational qualifications.					Untrained teachers.				Total trained teachers.	Total untrained teachers.	Grand total of teachers.
	A degree.	Passed Matric. or School Final.	Passed Middle School.	Passed Primary School.	Lower qualifications.	Possessing a degree.		Possessing no degree.				
						Certificated.	Uncertificated.	Certificated.	Uncertificated.			
(1)	(2)	(3)	(4)	(5)	(6)	(7)	(8)	(9)	(10)	(11)	(12)	
CLASSES OF INSTITUTIONS.												
<i>Primary Schools.</i>												
Government	1	52	564	1,357	15	1	10	156	644	2,069	811	2,900
Local Board and Municipal	5	1,436	9,076	17,629	243	3	3	1,104	3,876	28,889	4,986	33,375
Aided	29	1,353	6,032	8,718	112	4	23	4,977	33,216	16,244	39,225	54,469
Unaided	2	33	141	259	6	2	1	280	1,941	441	2,224	2,665
Totals	37	2,974	15,813	27,963	376	10	42	6,517	39,677	47,163	46,246	93,409
<i>Middle Schools.</i>												
Government	2	10	...	1	4	5	17	5	22
Local Board and Municipal	72	411	14	22	95	5	10	18	85	614	118	732
Aided	49	433	70	18	98	1	23	12	135	668	171	839
Unaided	4	31	1	1	7	...	1	2	11	44	14	58
Totals	127	885	85	42	204	6	34	32	236	1,343	308	1,651
<i>High Schools.</i>												
Government	79	74	8	2	29	4	1	...	34	192	39	231
Local Board and Municipal	769	1,131	83	31	323	19	26	79	395	2,337	519	2,856
Aided	1,141	1,492	267	60	468	70	77	200	646	3,428	993	4,421
Unaided	3	4	1	...	1	1	9	1	10
Totals	1,992	2,701	359	93	821	93	104	279	1,076	5,966	1,559	7,518
Grand totals ..	2,156	6,560	18,257	28,098	1,401	109	180	6,828	40,989	54,472	48,106	1,04,578

GENERAL EDUCATIONAL TABLES

VI-B.—Women Teachers.

	Trained teachers with the following educational qualifications.					Untrained teachers.				Total trained teachers.	Total untrained teachers.	Grand totals of teachers.
	A degree.	Passed Matric. or School Final.	Passed Middle School.	Passed Primary School.	Lower qualifications.	Possessing a degree.		Possessing no degree.				
						Certificated.	Uncertificated.	Certificated.	Uncertificated.			
(1)	(2)	(3)	(4)	(5)	(6)	(7)	(8)	(9)	(10)	(11)	(12)	
CLASSIS OF INSTITUTIONS.												
<i>Primary Schools.</i>												
Government	40	74	41	1	9	34	156	43	199	
Local Board and Municipal	108	1,815	1,417	14	1	...	131	732	3,354	864	4,218	
Aided	14	269	2,373	874	25	2	3	348	2,002	3,565	5,910	
Unaided	1	82	14	...	1	...	14	69	47	84	131	
Totals	14	418	4,294	2,346	40	4	3	502	2,837	7,112	3,946	10,468
<i>Middle Schools.</i>												
Government	5	38	11	...	2	1	3	56	4	60
Local Board and Municipal	3	18	5	1	...	4	26	5	31
Aided	11	182	106	17	12	3	19	...	22	328	44	372
Unaided	1	4	1	1	6	1	7	
Totals	20	242	123	17	14	5	20	...	29	416	54	470
<i>High Schools</i>												
Government	84	116	11	1	15	3	1	4	13	177	21	198
Local Board and Municipal	5	6	1	1	1	2	14	2	16
Aided	96	322	110	22	33	17	21	5	70	583	113	696
Totals	135	444	122	24	49	20	22	9	85	774	136	910
Grand totals	169	1,104	4,589	2,887	103	29	45	511	2,951	8,302	3,536	11,838

GENERAL EDUCATIONAL TABLES

VII.—European Education.

Total, European and Anglo-Indian population.	Males 17,301 Females 15,968		Percentage to European and Anglo-Indian population of those at school. Males 29.5 Females 30.1 Total 29.2							
	Total 34,269									
Institutions.	Scholars on roll on 31st March.	Number of females in institutions for males and vice versa.	Number of Non-Europeans on roll.	Teachers.		Expenditure from				Total expenditure.
				Trained.	Untrained.	Government funds.	Local funds.	Fees.	Other sources.	
(1)	(2)	(3)	(4)	(5)	(6)	(7)	(8)	(9)	(10)	(11)
INSTITUTIONS FOR MALES.										
Arts Colleges
Training Colleges
High Schools	13	2,595	113	328	119	50	1,81,201	1,11,438	1,30,900	4,23,534
Middle Schools	10	1,395	457	231	68	18	40,019	15,652	48,080	1,03,751
Primary Schools	12	1,116	486	78	45	19	18,963	7,979	38,964	65,928
Training Schools	1,318	1,318
Technical and Industrial Schools.
Commercial Schools
Other Schools	7,795	7,795
Totals	85	5,106	1,058	637	332	87	2,49,318	1,35,064	2,17,944	6,02,324
INSTITUTIONS FOR FEMALES.										
Arts Colleges
Training Colleges
High Schools	19	2,812	418	414	182	59	1,68,608	1,20,249	84,975	3,73,830
Middle Schools	17	1,988	599	313	110	36	49,878	37,037	77,915	1,64,830
Primary Schools	9	500	198	19	30	10	6,790	4,738	19,350	30,878
Training Schools	2	40	11	...	14,083	3,389	5,945	23,397
Technical and Industrial Schools.	1	72	...	15	2	8	700	...	1,903	2,603
Commercial Schools
Other Schools	1	18	1	...	7,202	...	3,472	10,874
Totals	49	5,430	1,150	761	336	108	2,47,259	1,65,393	1,93,580	6,06,212
Grand totals for Institutions	84	10,536	2,208	1,398	568	195	4,96,575	3,00,457	4,11,504	12,08,536
Inspection	26,802	26,802
Buildings, etc.	1,09,195	5,090	2,04,478	3,18,761
Miscellaneous	2,52,610	3,62,940	3,68,944	9,84,494
Totals	3,88,607	3,68,030	5,73,420	13,30,057
Grand totals	8,85,182	6,68,487	9,84,924	25,38,593

Expenditure on Buildings includes Rs. 2,067 spent by the Public Works Department.

Miscellaneous includes the following main items:—

(1) Boarding charges	...	Rs. 9,65,546
(2) Scholarships	...	13,211
(3) Expenditure on European School Examinations	...	5,787

Court of Wards, Madras.

Proceedings No. 2, Press, 28th January 1930

Administration Report—Fasli 1338—Submitted to Government.

H. A. B. VERNON, Esq., C.I.E., I.C.S.,
Commissioner of Land Revenue.

C. B. COTTERELL, Esq., C.I.E., I.C.S.,
Commissioner of Excise.

C. A. SOUTER, Esq., I.C.S.,
Commissioner of Land Revenue and Settlement.

Resolution—No. 2, Press, dated 28th January 1930.

The Court submits to Government its report on the administration of the estates under its management for fasli 1338 ending 30th June 1929.

(True extract)

B. G. HOLDSWORTH,
Secretary

To the Secretary to Government, Revenue Department, with report and its appendices.

TABLE OF CONTENTS.

[Maximum limit fixed for the report—46 pages.]

	<i>Para.</i>	<i>Page</i>
Estates under management	1	1
Estates handed over	2	1
Season	3	2
Holdings	4	2
Cultivation	5	3
Demand of estates	6	3
Demand, collection and balance—Current	7	4
Do. do. —Arrears	8	5
Financial condition	9	5
Utilization of surplus balances	10	6
Agricultural improvements	11	7
Percentage of establishment charges and Government commission to normal receipts.	12	7
<i>Maramat</i> works	13	7
Debts due to the estates	14	8
Debts due by the estates	15	9
Education	16	9
Suits	17	11
Religious and charitable institutions	18	11
Encumbered estates	19	12
Miscellaneous	20	13

APPENDICES.

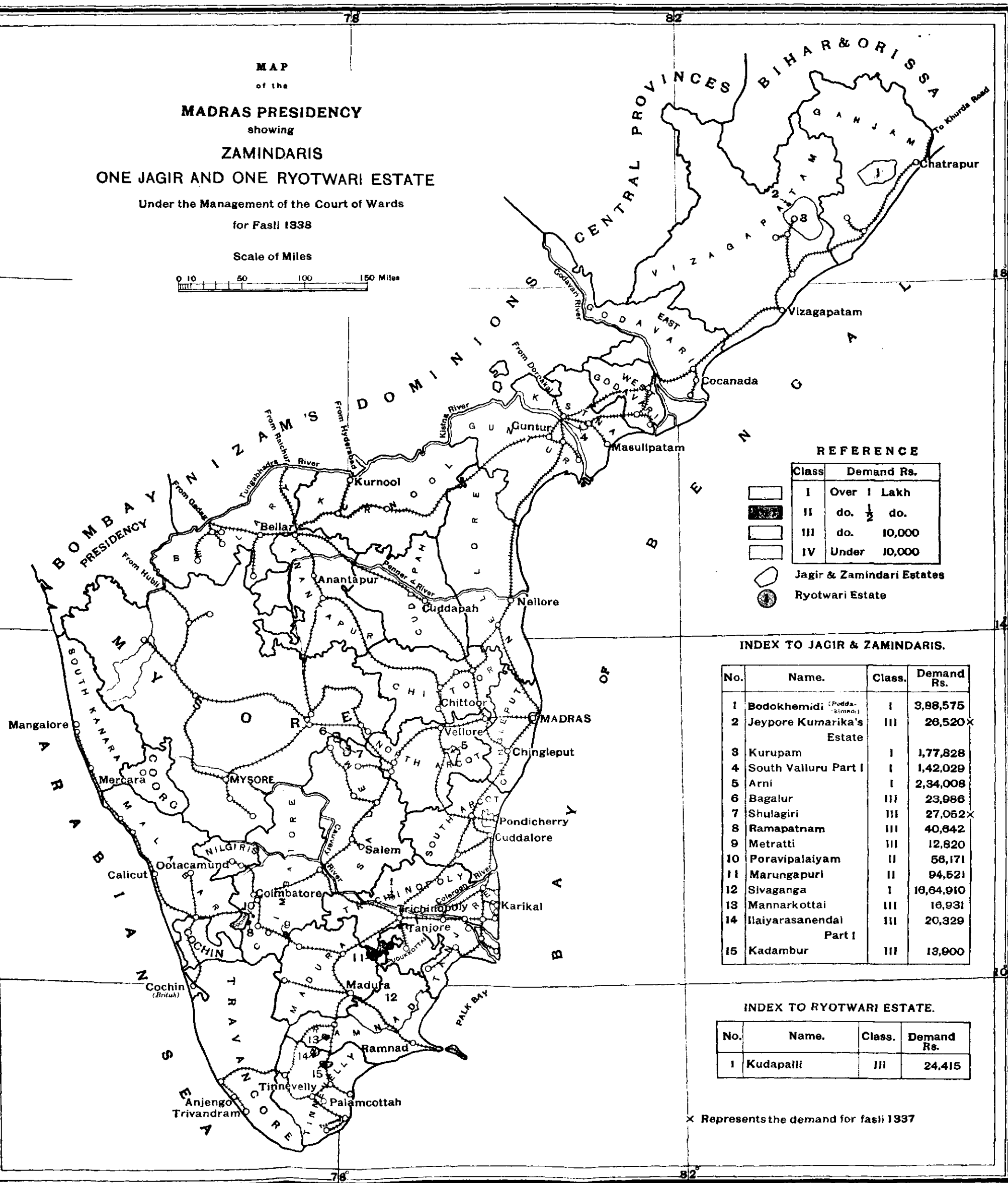
	<i>Page</i>
A. No. I—Statement showing the ages, etc., of the wards and the periods during which the estates have been under management at the end of fasli 1338 (1928-29).	16
B. No. II—Statement showing the area of, and the number of villages and the proportion of cultivation to holdings in, the estates under management for fasli 1338 (1928-29).	18

	<i>Page</i>
C. No. III—Statement showing the demand, collection and balance of the estates under management for fasli 1338 (1928-29).	19
D. No. IV—Financial statement of receipts and charges of the estates under management for fasli 1338 (1928-29).	21
E. Enclosure A to Statement No. IV showing the particulars of receipts and charges of the estates under management for fasli 1338 (1928-29).	23
F. Enclosure B to Statement No. IV showing the expenditure on maramat works in the estates under management, including Trust institutions, for fasli 1338 (1928-29).	25
G. No. V-A—Statement showing the debts, other than arrears of rent covered by bonds, due to the estates under management for fasli 1338 (1928-29).	26
H. No. V-B—Statement showing the debts due by the estates under management for fasli 1338 (1928-29).	27

MAP
of the
MADRAS PRESIDENCY
showing
ZAMINDARIS
ONE JAGIR AND ONE RYOTWARI ESTATE

Under the Management of the Court of Wards
for Fasli 1338

Scale of Miles



REFERENCE

Class	Demand Rs.
I	Over 1 Lakh
II	do. 1/2 do.
III	do. 10,000
IV	Under 10,000

Jagir & Zamindari Estates
 Ryotwari Estate

INDEX TO JAGIR & ZAMINDARIS.

No.	Name.	Class.	Demand Rs.
1	Bodokhemidi (Poddakimma)	I	3,88,575
2	Jeypore Kumarika's Estate	III	26,520 ^x
3	Kurupam	I	1,77,828
4	South Valluru Part I	I	1,42,029
5	Arni	I	2,34,008
6	Bagalur	III	23,986
7	Shulagiri	III	27,052 ^x
8	Ramapatnam	III	40,642
9	Metratti	III	12,820
10	Poravipalaiyam	II	56,171
11	Marungapuri	II	94,521
12	Sivaganga	I	16,64,910
13	Mannarkottai	III	16,931
14	Ilaiyarsanendal Part I	III	20,329
15	Kadambur	III	13,900

INDEX TO RYOTWARI ESTATE.

No.	Name.	Class.	Demand Rs.
1	Kudapalli	III	24,415

^x Represents the demand for fasli 1337

ADMINISTRATION REPORT OF THE ESTATES UNDER
THE COURT OF WARDS IN THE MADRAS PRESIDENCY FOR FASLI 1338 (1928-29).

Estates under management.—Seventeen estates were under the Court's management at the end of fasli 1337. Two of them, the Jeypore Kumarika's estate and Shulagiri, were handed over to their proprietors on the 28th September 1928 and 14th February 1929. No new estate was taken under superintendence during the fasli. The proprietor of the Kudapalli estate died on 8th June 1929. The Court is however retaining the estate under its management till the debts are discharged, the late proprietor's widow being now its ward. The District Court, Tinnevely, has decreed the suits for succession to the Uttumalai estate in favour of M.R.Ry. M. Subbayya Thevar, the brother of the late Zamindarni; but as the other claimants have preferred appeals to the High Court against the District Judge's decision, the Court of Wards has not yet relinquished formal superintendence over the estate. The number of estates under management at the end of the fasli was thus fifteen.

2. *Estates handed over.*—(i) The estate of the minor daughter of the late Maharaja of Jeypore, known as the Jeypore Kumarika, was under the Court's management nominally for about eight years and three months, but actually for five years and four months, as the present Maharaja retained direct management until 3rd June 1923. The revenue demand of the estate had increased by Rs. 2,041 at the time of restoration, as a result of assignment of waste lands and enhancement of rents obtained under the provisions of the Estates Land Act. Though the estate's cash balance at the time of rendition was only Rs. 6,685 against Rs. 40,358 when it was taken over, there were at its credit stock certificates of the face value of Rs. 1,98,800 and a loan of Rs. 10,582 due by the Mannarkottai estate. Rupees 5,25,000 were due from the Zamindar of Lakhana-puram and Pedda Buddidi on account of the Merangi decree; for this the mortgaged properties had been sold, but the sale had not been confirmed by the Civil Court. During the Court's management, debts aggregating Rs. 4,23,044 were recovered, and the debts paid off amounted to Rs. 10,131. Most of the irrigation works were repaired at a cost of Rs. 11,518 and about Rs. 2 lakhs were spent on the Kumarika's marriage with the grandson of the Maharaja of Seraiketta in May 1924.

(ii) The Shulagiri estate was under the Court's superintendence for about seven years and two months. During this period the revenue demand rose from Rs. 25,844 to Rs. 28,113 owing mainly to assignment of waste lands. At the time of assumption of management the cash balance was only Rs. 240 and there were debts amounting to nearly Rs. 62,000 to be paid by the estate. When it was handed back to its proprietor the estate had a cash balance of Rs. 4,871 and stock certificates to the value of Rs. 12,000, and it was free of debt. Special attention was paid to maramat works on which a sum of Rs. 12,318 was spent, mainly on the reconstruction of two big tanks. A sum of Rs. 6,600 was expended for the ward's marriage in January 1929 with the daughter of the late Poligar of Punganur.

3. *Season.*—The season was favourable in Kurupam (Vizagapatam), South Valluru, Part I (Kistna), Kudapalli (Trichinopoly), Sivaganga (Ramnad), Ilayarasanendal, Part I, and Kadambur (Tinnevely). It was not favourable in Bagalur (Salem), Ramapatnam, Metratti, and Poravipalaiyam (Coimbatore), Marungapuri (Trichinopoly) and Mannarkottai (Ramnad) owing to untimely or scanty rainfall. In Bodokhemidi (Ganjam) the season was not altogether favourable throughout the fasli, the rainfall being scanty in July and August 1928, copious in the two succeeding months, nil in the next two months and very meagre thereafter. The total quantity of rainfall in Arni (North Arcot) was less than in the previous fasli and the north-east monsoon was defective. Certain parts of the estate, however, benefited by freshes in the Cheyyar and Kamandalaganathi.

4. *Holdings.*—Leaving out of account Madugula and the Jeypore Kumarika's estate which were handed over at the end of fasli 1337 and the beginning of fasli 1338, but including Shulagiri which was released in the latter part of fasli 1338, the aggregate area of tenants' holdings in the remaining fifteen estates, excluding as usual the rented villages, was 625,279 acres in fasli 1338 against 628,379 acres in fasli 1337 as shown below :—

Area in fasli 1337	ACS.	661,006
Deduct—Area of—							
						ACS.	
Madugula	29,809	
Jeypore Kumarika's estate	2,818	
						<hr/>	
						32,627	32,627
						<hr/>	
						Balance	6,28,379
						<hr/>	
Area in fasli 1338		6,25,279

The large decrease of 7,837 acres in Sivaganga said to be due to the exclusion of 'unoccupied wet' and dry lands wrongly included in the occupied area in the jamabandi accounts of the previous fasli, more than counterbalanced the increase of 4,215 acres in Bodokhemidi and the slight variations in the other estates and has resulted in a net decrease of 3,100 acres. The increase in Bodokhemidi is attributed to the further resumption of inams and their conversion into *jirayiti* holdings. New assignments increased the extent of holdings in Bagalur and Shulagiri. The decrease in Marungapuri was due to the purchase of tenants' holdings for arrears of rent and to the transfer of certain patta lands to forest, while the decrease in Mannarkottai is attributed to the rectification of mistakes made previously in the conversion of local measures into acres.

5. *Cultivation*.—The total extent cultivated was 74·8 per cent of the holdings against 74·66 per cent in fasli 1337. The percentage was above 75 in twelve estates and less than 65 in the other three estates, viz., Bodokhemidi (55·1), Metratti (59) and Poravipalaiyam (64·05). The low percentages in these estates were due to the unfavourable character of the season.

6. *Demand of estates*.—Excluding the Jeypore Kumarika's estate and including Shulagiri, the gross demand of the remaining fifteen estates amounted to Rs. 29·53 lakhs. Deducting remissions of Rs. 0·25 lakh, the net demand was Rs. 29·28 lakhs. The net increase in the demand of the fifteen estates that were under management in both the faslis 1337 and 1338 was Rs. 1·90 lakhs as shown below :—

		RS.
Total net demand of fasli 1337	...	28,72,655
Deduct—Net demand of—		
		RS.
Madugula	...	1,08,673
J. Kumarika's estate	...	26,520
		1,35,193
		1,35,193
		• 27,37,462 (A)
Total net demand of fasli 1338	...	29,27,665 (B)
		RS.
(B) — (A) =		1,90,203

This was the result of increases in five estates and decreases in ten others. Bodokhemidi (Rs. 1,05,218) and Sivaganga (Rs. 1,04,889)

were responsible for the bulk of the increase, while Kurupam contributed Rs. 14,072. The increase in Bodokhemidi was due mainly to the high bids realized in the leases of *mustajari* villages and the higher commutation rate adopted for grain rents, while the reduction in seasonal remissions accounts for the enhanced demand in Sivaganga. The increase in Kurupam was mainly under forest revenue and was due to keen competition in the sales of minor forest produce. The estates in which there were large decreases are Shulagiri (Rs. 10,452), Marungapuri (Rs. 10,005), Poravipalaiyam (Rs. 6,500) and Ramapatnam (Rs. 3,367). The demand shown in the statement against Shulagiri was only for the portion of the fasli up to the date of its rendition, i.e., 14th February 1929. The decrease in Marungapuri was due to the exclusion of revenue from the lands made over to the concubines of the late Zamindar, a reduction in the rate of interest on arrears and a fall in the forest and miscellaneous revenues. There was a fall in Poravipalaiyam owing to the exclusion of the demand relating to the Trust section for which separate accounts were opened in the fasli and the elimination of the dues on lands for the recovery of which suits were filed. The fall in Ramapatnam was due to scarcity of water in the irrigation sources.

7. *Demand, collection and balance--Current.*—Of the total current demand of Rs. 29·28 lakhs, Rs. 19·83 lakhs were collected and Rs. 0·01 lakh written off during the fasli, leaving a balance of Rs. 9·44 lakhs at its close. Excluding the subsequent collections and remissions and the amounts recommended for remission after the close of the fasli, the net recoverable balance on the 1st October 1929 was Rs. 8·32 lakhs or 28·4 per cent of the demand. There was no balance in Ramapatnam, Ilayarasanendal, Part I, and Kadambur. The balance was less than 1 per cent in Arni and less than 10 per cent in six other estates. It exceeded 25 per cent only in Sivaganga (41·6 per cent). The unsatisfactory collections in this estate are due to the difficulties which have arisen as a result of the introduction of commutation and in particular to the organized agitation set on foot by the ryots who claim as a right remission of rent for waste and shavi on dry as well as wet lands contrary to the terms of the patta. The High Court has recently decided that, under the terms of the patta, the estate has full discretion to grant or refuse remission and that the ryots cannot claim it as a matter of right. In consequence the ryots have filed suits for the grant of fresh pattas. Meanwhile the payment of arrears is withheld and all possible devices are resorted to to prevent collection by coercive processes. There was a marked improvement in the collection of the current kists in Marungapuri, the outstanding balance being only 10·5 per cent of the demand in the fasli against 40·2 per cent in fasli 1337.

8. *Demand, collection and balance—Arrears.*—The arrear demand at the beginning of the fasli amounted to Rs. 18·71 lakhs, of which Rs. 12·18 lakhs were outstanding at its close. There were no arrears in Ramapatnam, Kudapalli, Ilayarasanendal, Part I, and Kadambur. The arrear balances were insignificant in Poravipalayam and Mannarkottai, below Rs. 1,000 in Arni and Metratti, a little over Rs. 1,000 in Bagalur and about Rs. 6,000 in Shulagiri. They were large in the remaining five estates, viz., Sivaganga (Rs. 8·50 lakhs), Bodokhemidi (Rs. 1·85 lakhs), Marungapuri (Rs. 0·73 lakh), Kurupam (Rs. 0·66 lakh) and South Valluru, Part I (Rs. 0·35 lakh). The reason for the large arrear balance in Sivaganga has been explained already. The increase in Bodokhemidi is the result of the accumulated demand on resumed inams. In most cases resumption is opposed by the ryots and they refuse to pay the rent imposed. A civil suit is the only remedy in such cases and a special staff is now at work preparing plaints. The Court trusts that these legal proceedings will result in a marked improvement in the realization of the arrear balance. The deterioration in the collection of the arrear demand in Marungapuri is attributed mainly to defective supervision on the part of the late Manager. A new Manager has since been appointed and he has been directed to pay personal attention to the matter. The arrears in Kurupam are covered by suits and execution proceedings, and sale applications under sections 122 and 114 of the Estates Land Act have been filed. The Estate Collector reports that all possible efforts are being made to realize the balances. The Court has directed him to devote his personal attention to this important branch of administration and to show substantial improvement in the current fasli. Of the outstanding balance in South Valluru, Part I, a sum of Rs. 10,676 is due from the Senior Zamindar on account of advance collections made by him and a claim has been preferred to the Official Receiver in regard to it. The bulk of the remaining balance is covered by suits and execution proceedings pending in civil courts.

9. *Financial condition.*—The aggregate revised cash balance at the beginning of the fasli was Rs. 3·56 lakhs. The total cash receipts during the fasli amounted to Rs. 40·08 lakhs. The total cash assets of the fasli were thus Rs. 43·64 lakhs. Deducting the total expenditure aggregating Rs. 40·81 lakhs, the cash balance at the close of the fasli was Rs. 2·83 lakhs. Including Government promissory notes, other securities and fixed deposits of the aggregate value of Rs. 3·50 lakhs and the estimated value of grain (Rs. 0·31 lakh) at the end of the fasli, the aggregate closing balance to the credit of the estates was Rs. 6·64 lakhs. The ordinary receipts and charges of the fasli, after excluding the extraordinary items of

receipts and charges, were Rs. 26·32 lakhs and Rs. 20·68 lakhs respectively.

	RS. (IN LAKHS)
Total cash receipts	40·08
<i>Deduct—</i>	
	RS. (IN LAKHS)
(1) Debts recovered (Principal)	1·96
(2) Sale-proceeds of property	2·20
(3) Amounts borrowed	3·83
(4) Deposits, refunds and recoveries	5·77
	<hr/> 13·76
	13·76
Ordinary receipts	26·32
Total cash charges	<hr/> 40·81
<i>Deduct—</i>	
(1) Debts repaid (Principal)	11·64
(2) Investments	1·41
(3) Special purchases, donations, special ceremonies, survey expenses, etc.	3·67
(4) Refunds, recoveries and repayments of deposits and advances	3·41
	<hr/> 20·13
	20·13
Ordinary charges	<hr/> 20·68

In none of the estates did the ordinary charges exceed the ordinary receipts.

10. *Utilization of surplus balances.*—The closing balances, inclusive of investments in securities and fixed deposits, exceeded a lakh of rupees in Bodokhemidi (Rs. 2·94 lakhs) and Arni (Rs. 1·01 lakhs). Out of the closing balance in Bodokhemidi, Rs. 2·37 lakhs were held in Government promissory notes and other securities. During the fasli a sum of Rs. 1·39 lakhs was withdrawn from bank deposits to meet expenditure in connexion with the survey, the ward's youngest sister's marriage and his own betrothal ceremony. With the balance

available in Arni the Estate Collector proposes to discharge debts amounting to Rs. 0·60 lakh in addition to Rs. 0·22 lakh already repaid since the close of the fasli.

11. *Agricultural improvements.*—Bodokhemidi is the only estate in which there is an agricultural farm. The only crop raised during the fasli was paddy of which the yield was better than that of last year and much better than that on similar lands in the vicinity cultivated by the ryots in the usual way. The practice of growing green-manure crops, sowing a selected variety of paddy and the improved methods of cultivation suggested and demonstrated by the Assistant Agricultural Demonstrator are slowly gaining ground among the ryot population.

At the instance of the Deputy Director of Agriculture the original proposal to bring the pannai lands in three villages of the Marungapuri estate under home-farm cultivation was dropped and the feasibility of cultivating departmentally the home-farm lands in Valanadu village is under consideration. It is proposed to conduct trial borings with a view to finding a supply of water for working these lands.

12. *The percentage of establishment charges and Government commission to the normal receipts.*—The average percentage in the fasli was 16·9 against 20·4 in fasli 1337. Excluding the Shulagiri estate the percentages in the other estates were less than 20 except in Bagalur in which it was 20·1. In the excepted estate the percentage is expected to be lower in the current fasli in consequence of reduction of establishment.

13. *Maramat works.*—Attention has been devoted as usual to this important branch of administration as far as the finances of the estates permitted. A programme for three faslis from fasli 1339 has been sanctioned for Marungapuri and a staff entertained to carry it out. As the staff joined late in the fasli, the bulk of the allotment originally sanctioned had to be surrendered. The Court trusts, however, that the sanctioned allotment for the current fasli will be fully utilized. This year also a restricted programme was followed in Sivaganga as precedence had to be given to the clearance of debts. Out of a total expenditure of Rs. 1·34 lakh, a sum of Rs. 1·01 lakh was spent on irrigation works which consisted of thorough repairs to nine tanks completed and forty-six others in progress, repairs to tanks brought to order previously, petty repairs to tanks in bad order, silt clearance of channels, construction of new sluices and weirs and repairs to existing ones.

• The total maramat allotment in all the estates including the Trust institutions was Rs. 3·33 lakhs. The value of work done and the work paid for amounted to Rs. 3·01 lakhs and Rs. 2·93 lakhs or

90·4 per cent and 88·1 per cent, respectively, of the allotment. The maramat expenditure in the fasli (Rs. 2·93 lakhs) was 11·6 per cent of the total ordinary charges including those of the Trust institutions. In none of the estates in which the allotment was Rs. 5,000 and over was the percentage of expenditure to allotment below 75.

In Ramapatnam the improvements to the big anicut across the Elayar river was completed. The entire allotment under irrigation works in Arni was spent in the fasli and the ryots who have benefited materially by the systematic repairs to the irrigation sources pay their rents readily. Under the instructions from the Superintending Engineer, Waltair, detailed estimates for the construction of the Bhramarapur reservoir in the Bodokhemidi estate are under revision. The work of repairing the Jhoripodoro sagar was given up as the Superintending Engineer considered it unremunerative. It is unlikely that anything can be done in regard to the Ramanadhi project in view of the work involved in the construction of the Bhramarapur reservoir and the impending rendition of the estate early in December 1930.

14. *Debts due to the estates.*—The debts due to the several estates that continued under management at the beginning of the fasli, except the Jeypore Kumarika's estate, amounted to Rs. 10·47 lakhs. No loans were granted in the fasli. Including the debts newly brought to account (Rs. 0·52 lakh) and the interest and costs that accrued during the fasli (Rs. 0·10 lakh) the aggregate amount due was Rs. 11·09 lakhs, of which Rs. 2·01 lakhs were collected and Rs. 0·14 lakh were written off, leaving a balance of Rs. 8·94 lakhs at the close of the fasli. The outstanding balance was large in Kurupam (Rs. 0·72 lakh), South Valluru, Part I (Rs. 6·74 lakhs), Poravipalaiyam (Rs. 0·40 lakh), Kudapalli (Rs. 0·41 lakh) and Marungapuri (Rs. 0·45 lakh). The debts due to Kurupam are made up of (1) the amounts covered by various instalment bonds executed during the pre-assumption period which are being gradually recovered and (2) the balance of Rs. 27,000 out of the Rs. 33,000 lent to the Zamindar of Chemudu in fasli 1337. The outstanding debt in South Valluru, Part I, is due from the Senior Zamindar under the final partition decree of the High Court. The Official Receiver administering the latter's estate paid a dividend of Rs. 61,791 during the fasli and a further dividend of one anna in the rupee is expected in the current fasli. Suits have been filed for the recovery of the bulk of the outstanding debts in Poravipalaiyam. Most of the debts due to Kudapalli have to be written off as irrecoverable as the judgment-debtors do not possess sufficient properties to be proceeded against. The Collector has been requested to see that the lands bought in by the estate and remaining to be sold are promptly disposed of and that proposals to write off the balance are

submitted as soon as possible. Suits and execution proceedings have been filed for a portion of the debts due to the Marungapuri estate. The Collector has been asked to institute proceedings for the recovery of the remaining balance.

15. *Debts due by the estates.*—The liabilities of the estates at the beginning of the fasli amounted to Rs. 25·70 lakhs. Including debts newly contracted (Rs. 3·83 lakhs), those newly brought to account during the fasli (Rs. 0·04 lakh) and the interest and costs that accrued during the year (Rs. 1·01 lakhs), the total liabilities amounted to Rs. 30·58 lakhs. Of this, Rs. 13·80 lakhs were repaid and Rs. 1·04 lakh were struck off during the fasli, leaving a balance of Rs. 15·74 lakhs at its close. The outstanding debts exceeded Rs. 50,000, in Kurupam (Rs. 3·51 lakhs), South Valluru, Part I (Rs. 3·68 lakhs), Arni (Rs. 2·25 lakhs), Kudapalli (Rs. 0·67 lakh) and Sivaganga (Rs. 4·02 lakhs). The encumbered estates of Kurupam, South Valluru, Part I, and Arni are separately dealt with in paragraph 19 below. Rupees 16,500 were paid in the fasli from the savings of Kudapalli towards the debts due to the Zamindar of Turaiyur. During the fasli under report the Estate Collector, Sivaganga, reduced the overdraft with the Imperial Bank by Rs. 3 lakhs, but had later to borrow again a lakh of rupees. The balance now outstanding consists of the overdraft of Rs. 4 lakhs with the Bank and Rs. 0·02 lakh of Court costs. In the budget for fasli 1339 the Estate Collector has made provision for the repayment of 3 lakhs of overdraft with interest to the Imperial Bank. In the event of there being no adverse decision on the main issues in the pending distraint and patta suits, the Estate Collector hopes to be able to repay the remaining Rs. 1 lakh also in the current fasli.

16. *Education.*—As in previous years, the Court's wards of school-going age mostly prosecuted their studies in local schools and colleges. The Ramapatnam ward passed European High School Examination held in November 1928 with distinction in Tamil and is undergoing training in estate administration under the estate Manager who has been appointed his tutor-guardian. He takes an active interest in the affairs of his estate. The Metratti ward who failed in the last S.S.L.C. examination has been instructed to study privately at home and he will presumably appear for the ensuing examination. The Poravipalayam ward continued his studies in the Stanes' High School, Coimbatore, and was promoted to the fourth standard. The ward of Ilaiyarasanondal, Part I, estate and his brother continued to attend the Board High School, Koilpatti, and were promoted to the sixth form and third form, respectively. The senior ward's progress is, however, said to be unsatisfactory. He has been advised to apply himself more diligently to his studies and it is

hoped that he will show better progress in the current year. The Mannarkottai ward was promoted to the third form in the A.V. High School at Sattur, but his progress in studies was poor in spite of the employment of a private tutor. The Collector is taking steps to change the tutor and to get monthly reports on his progress. The conduct of all these wards was satisfactory.

The senior Kadambur ward and his sister were sent to school during the fasli and their educational progress is said to be satisfactory. The junior ward is still too young to be sent to school. The wards and their sister are in charge of their mother.

The South Valluru ward continued to receive instruction in English and Telugu under a private tutor till the close of the fasli when he removed to Madras. He has since been placed under the immediate charge of a more experienced tutor and guardian M.R.Ry. T. Dharma Rao Nayudu Garu, B.A., and has been attending the P.S. High School, Mylapore, since October last.

The Bodokhemidi ward who was withdrawn from the Rajkumar College, Raipur, in September 1928 and kept at Berhampur under the care of his tutor-guardian, Captain H. A. T. Brand, is making good progress.

The Kurupam wards continued under the guardianship of their mother and the supervision of their maternal grandfather who has since been appointed their honorary male guardian. They have been receiving a general education in English, Telugu and other subjects from a young graduate and a Telugu Pandit. Their progress is said to be on the whole satisfactory and their behaviour good. The advisability of sending them to a public school towards the end of the current fasli is under consideration.

The Bagalur ward who is an adult has a minor son who is studying in the Government School, Bangalore.

The lady tutor who was appointed to teach English to the Marungapuri Zamindari and to give tuition in English, Tamil and Music to the two minor daughters of the late Zamindar continued till the end of the fasli. The Zamindari and the minor girls acquired a fair knowledge in all the subjects taught. The Court has since sanctioned the appointment of two separate private tutors, one for the Zamindari and her daughter and the other for the fourth widow, her daughter and the fifth widow.

The health and conduct of all the wards except Metratti were generally satisfactory. The Metratti ward who was placed under the treatment of the Medical Officer, Udamalpet, has since improved considerably.

17. *Suits*.—Government have, in their Order Mis. No. 1103, Revenue, dated 6th June 1929, recorded the letter from the Collector of Tinnevely submitting direct to them a copy of the judgment pronounced by the District Judge in the Uttumalai succession suits.

The suit filed in the High Court by Vairavan Servai and others laying claim to the Sivaganga Zamindari has been dismissed. Vairavan Servai has since been allowed to file an appeal *in forma pauperis* against this decision. A ryot of Sivaganga filed a suit to set aside the distraint of movable properties made by the estate on the grounds that he was entitled to remission of rent for waste lands and *shavi* crops as a matter of right under the terms of his patta, that the estate peshkar who effected the distraint was not duly authorized to do so and that the tender of the particular patta was invalid. On a second appeal preferred by the ryot the High Court has found the first two points in favour of the estate and has remanded the question of the validity of the tender of the patta for a finding by the lower Court.

The revision petitions filed in the High Court in respect of the home-farm lands of Gautami village in the Bodokhemidi estate in which the ryots are claiming occupancy right are still pending.

The appeal in the High Court filed on behalf of the South Valluru, Part I, ward in the matter of his right to the water of the Tamileru river is still pending. The estate has filed a suit in the District Court, West Godavari, for the cancellation of the alienation made by the Senior Zamindar of 216 acres of land in Satyavole. The appeal in the High Court against the decision of the Sub-Judge awarding to the Senior Zamindar and his minor son certain accretions in the Kistna river claimed by the Zamindar of North Valluru, has been decided against the Senior Zamindar and the Court's ward. The question of preferring an appeal to the Privy Council is under consideration.

The suit filed by the Kurupam estate in the Sub-Court, Vizagapatam, against the late Zamindar's brother and sister for settlement of the accounts of the Kuppili estate and that filed in the District Court, Vizagapatam, against the mokhasadars and actual occupiers of Puligummi village for a declaration that the estate is entitled to resume the melvaram right of the mokhasa, are still pending.

18. *Religious and Charitable institutions*.—In Bodokhemidi, Kurupam, Poravipalaiyam, Kudapalli, Marungapuri and Sivaganga there are trust institutions which have separate endowments and of which the wards are the hereditary trustees, and separate accounts are being maintained for them. Their administration was satisfactory and their financial condition generally sound. During the fasli under report separate accounts were opened for the transactions relating

the three temples of the Poravipalaiyam estate which form the Trust section of that estate. The contemplated suit for the recovery of possession of Jammidivalasa village which forms the endowment of Sri Suryanarayanawamivaru temple in the Kurupam estate has been held over as the Chemudu Zamindar in whose possession the village now is has agreed to hand it back as soon as his accounts with the estate are settled. The Court has recently sanctioned the Collector's proposals in the matter of the settlement of the accounts. The Hindu Religious Endowments Board continued its jurisdiction over all the religious institutions. The petition for the exclusion of the two small temples in the Kudapalli estate from the operation of the Hindu Religious Endowments Act II of 1927 was decided against the estate. At the end of the fasli certain Chettiyars filed a petition before the Hindu Religious Endowments Board applying for a scheme of management for the Kalaiyarkovil temple in the Sivaganga estate. The petition was opposed by the estate and is still under enquiry by the Hindu Religious Endowments Board.

19. *Encumbered estates.*—The estates in which the provisions of section 45 of the Court of Wards Act continued to be in force are South Valluru, Part I, Arni, Bagalur and Kurupam. The debts due by the South Valluru, Part I, estate at the beginning of the fasli exclusive of the Senior Zamindar's share in the joint debts amounted to Rs. 10.09 lakhs. Adding to this the debts newly brought to account (Rs. 0.01 lakh) and the interest and costs accrued during the year (Rs. 0.06 lakh), the total liabilities were Rs. 10.16 lakhs. Of this, Rs. 5.65 lakhs were paid off and Rs. 0.83 lakh were struck off in the fasli leaving a balance of Rs. 3.68 lakhs at its close. The liabilities of the Arni estate, inclusive of the interest of Rs. 0.11 lakh that accrued during the fasli, amounted to Rs. 2.91 lakhs, of which Rs. 63,344 were paid off and Rs. 1,748 were foregone by the creditors. The debts due at the end of the fasli were thus Rs. 2.25 lakhs. The only item of debt due by the Bagalur estate amounted on 30th June 1929 with interest to Rs. 34,659. There is some dispute concerning the person entitled to receive this sum and pending its settlement the surplus available is being invested in Government securities. The debts due by the Kurupam estate at the beginning of the fasli were Rs. 4.09 lakhs and the interest accrued was Rs. 0.24 lakh. With the loan taken from the Imperial Bank of India and the available surplus, Rs. 3.09 lakhs were paid to the Zamindar of Andhra in December 1928 in full discharge of the debt due to him. The balance due at the end of the fasli after deducting other minor repayments, was Rs. 3.51 lakhs. Subsequent to the close of the fasli debts amounting to Rs. 0.59 lakh were liquidated by means of an additional loan of Rs. 0.35 lakh from the Imperial Bank. The Decree Collector has since submitted his scheme for the discharge of the debts due by the estate.

20. *Miscellaneous*—(a) *Schools*.—The Raja of Sivaganga continued to supervise and manage the Raja's High School and the Alice Millar Girls' School subject to the general control of the Estate Collector. Both the institutions again worked at a deficit. The high school results in the public examination were good, though the percentage of eligibles was only 64 against 68 in the previous year and 79 in 1927. In his inspection report the Inspecting Officer has remarked that 'the school has won a reputation second to none in the district'. The boys continued to evince a keen interest in the scout movement and the school's record in games and sports was kept up.

In the Bodokhemidi estate the fee remission in the George Middle School and the free education in both the elementary schools continued. The working of all the three schools during the fasli has been satisfactory on the whole as revealed by the Inspecting Officers' reports. The construction of the two buildings for the Boys' and Girls' Elementary Schools referred to in last year's report was completed during the fasli.

(b) *Survey*.—Though the survey of the Sivaganga estate begun in June 1920 was practically completed by the end of fasli 1335, i.e., by June 1926, the completion of the survey of all the villages was notified in the district gazette and the survey records were received only by fasli 1337. The total area surveyed is 945.50 square miles and the total cost incurred, Rs. 13,25,020. A staff of one head surveyor and three deputy surveyors was appointed during the fasli for the maintenance of survey marks. Survey schools were held for training estate karnams. The Court has recently sanctioned the printing of taluk maps. Out of the cost incurred by the estate on survey, a sum of Rs. 3,21,683 was recoverable from the ryots on account of stones and hired labour. Of this, Rs. 2,44,145 had been recovered by the end of fasli 1338 and the balance pending recovery was Rs. 77,538. As some of the ryots refused to pay, suits had to be instituted for recovery. These were decided against the estate and appeals have been filed in the High Court against this decision.

The survey of the Bodokhemidi estate was begun in February 1928. There are 150 *jirayiti* villages to be surveyed completely excluding Bugada and Turubarai which were surveyed prior to the commencement of the present operations. Of these, 80 villages were surveyed by the end of fasli 1338. Besides the *jirayiti* villages, there are also 30 subsequent whole inam villages in which boundary survey and the survey of scattered estate lands has to be made. In addition to the Special Officer entertained in September 1928 to watch the interests of the estate, two Special Revenue Inspectors were also employed for the work—one from January 1929 and the other from March 1929. The continuance of this staff till the end of the current fasli has been sanctioned.

The survey of the wet portion of Tadigadapa village in the South Valluru, Part I, estate has been done at the cost of Government, while the estate met the cost of the survey of the dry portion. As a record of rights has to be prepared for the whole village, the survey officer has been requested to supply the survey records for the entire village. The supplemental survey of the delta villages in the estate is being carried out at the instance of Government. A special Revenue Inspector is now attending to maintenance work in the estate villages.

(e) *Commutation*.—The area commuted in the Sivaganga estate in the fasli under report was 11,580 acres and the total area actually commuted up to the end of the fasli amounted to 80 per cent of the entire area to be commuted.

The preparation of settlement registers for printing was completed for 780 out of 1,134 villages. It is expected that the preparation of the registers for the remaining villages will be finished by the end of the current fasli.

(d) *Forest*.—The forests in Sivaganga, Arni, and Shulagiri were worked under the rules sanctioned by Government under sections 26 and 32 of the Madras Forest Act and in the forests in Kurupam and Marungapuri the rules under section 26 of the Act previously in force continued. The Raja of Sivaganga continued to supervise the administration of the forests in the estate under the Estate Collector's general control. The minor forest produce was sold during the fasli in all the forests in which there was any demand and a small amount of grazing fees was also realized. A coupe on Mamalai Hills in Karisaipat was sold for Rs. 2,355 and the fuel depot at Sivaganga showed a net profit of Rs. 687. The reservation of the 24 forests approved by the Chief Conservator of Forests was duly notified in the District gazette subsequent to the close of the fasli and has been given effect to. The Estate Collector's scheme for working the forests for fuel on a 30 years' rotation has recently been approved. Experiments are being made to reduce the prickly-pear in two of the forests by the introduction of the *cochineal* insect. The income from forests in the Arni estate showed an appreciable increase during the fasli owing to the sale of *avaram* bark for a lease period of three years. The Estate Collector of Kurupam has been empowered to exercise the functions of a Forest Officer under the Act. Five coupes of timber and one of fuel were auctioned during the fasli. The commission system has been introduced with effect from the current fasli. The *mulimettu* system, under which fees are collected at a fixed rate per plough from the villagers in return for the privilege of collecting firewood from the estate forests for domestic use, has been reintroduced in the estate with effect from the current fasli. All the minor forest produce was leased. The

reserved forest in Marungapuri consists of 20 blocks covering an area of 19,935 acres. There was no forest ranger during the fasli. One has since been appointed. The forest revenue in the fasli fell owing to the refusal to issue permits for goat browsing and the absence of coupe sales for fuel. The Sub-Collector, Karur, has since been empowered to compound forest offences.

There are no forests in the South Valluru, Part I, estate except at Navapothavaram and Koppaka. The former will not come under the estate's possession until the expiry of the lease of the entire village in fasli 1342, and the suit filed for the recovery of the latter is still pending.

(e) *Enquiry into inam alienations.*—The enquiry into the inam alienations in the remaining one village in Bodokhemidi was completed in the fasli under report. The two Special Revenue Inspectors entertained for the issue of cash rent pattas to ex-inamdars were employed in the last quarter of the fasli as clerks for the preparation of plaints, as cash rent pattas were not accepted and it became necessary to file suits for recovering rents. The resumptions in all the villages but one were given effect to in the fasli under report. In the excepted village notices were issued in fasli 1338 and resumptions will be brought into effect from the current fasli. There are 710 minor inams in 75 villages and 23 whole inam villages both personal and service in the Ayan section and 15 minor inams in two whole inam villages of the Partible section of the Kurupam estate. The Special Revenue Inspector appointed for one year for enquiry into these inams joined duty in November 1928. He submitted proposals in respect of 33 cases in two villages during the fasli and over 53 cases after its close. The Court has since sanctioned the continuance of this officer and the appointment of an additional Revenue Inspector for a period of two years for the early completion of the work.

(f) *Important occurrences.*—All arrangements connected with the marriage of the youngest sister of the Bodokhemidi ward were made during the fasli though the wedding itself took place four days after its close. The ward's betrothal ceremony was performed during the fasli. As already stated, the Kudapalli ward died on the 8th June 1929.

(g) As hitherto the Cochin Durbar continued to manage the portion of the Ramapatnam estate lying within its territorial limits. The total receipts of this portion including the opening balance (Rs. 8,697) amounted to Rs. 41,945 and the total charges to Rs. 10,511. The closing balance of the year was Rs. 31,434. The premium collected by the estate from the several *karar* lessees and remaining unpaid was the same as in the previous year, viz., Rs. 15,706.

APPENDIX A.

No. I—Statement showing the ages, etc., of the wards and the periods during which the estates have been under management at the end of fasli 1338 (1928-29).

Districts.	Estates.	Government Orders by which the estates came under the management of the Court of Wards.	Sex of the wards.	Grounds of disability.	The periods during which the estates have been under management.	Ages of the wards at the end of the fasli.	Dates on which the wards attained or will attain majority.
(1)	(2)	(3)	(4)	(5)	(6)	(7)	(8)
Ganjam ..	Bodokhemidi ..	Mis. No. 1870, dated 21st October 1922.	Male ..	Minority ..	F. M. D. 6 8 10	F. M. D. 19 6 29	2nd December 1930.
Visagapatam ..	Jeypore Kumari- ka's estate.	Mis. No. 1631, Revenue, dated 8th July 1920.	Female.	Do ..	8 2 20	21 0 0	Handed over on 28th September 1928.
	Kurupam ..	Mis. No. 1031, Revenue, dated 25th June 1928.	Male ..	Do ..	3 0 5	9 10 9	22nd August 1940.
Kistna ..	South Valluru, Part I.	No. 1119, Revenue, dated 23rd July 1924.	Do ..	Do ..	4 10 27	11 2 5	26th April 1939.
North Arcot ..	Arni	No. 1916 (Confld.), Revenue, dated 22nd August 1916.	Do ..	At proprietor's request for discharge of debts.	12 10 0	43 11 16
Salem ..	Bagalur	No. 463, Revenue, dated 16th February 1917, and Mis. No. 964, Revenue, dated 30th May 1922.	Do ..	Do.	12 4 0	About 34 years.	The late Poligar died on 7th February 1922. The Court continues to manage the estate on behalf of the present Poligar who is a major.
	Shulagiri ..	Mis. No. 2869, Revenue, dated 22nd December 1921.	Do ..	Minority ..	7 1 24	21 0 0	Handed over on 14th February 1929.
Coimbatore ..	Ramapatnam ..	Mis. No. 236, Revenue, dated 31st January 1919.	Do ..	Do ..	10 5 0	19 7 21	10th November 1930.
	Metratti ..	Mis. No. 2252, Revenue, dated 2nd October 1919.	Do ..	Do ..	9 9 0	17 9 19	12th September 1932.

No. I—Statement showing the ages, etc., of the wards and the periods during which the estates have been under management at the end of fasli 1338 (1928-29)—*cont.*

Districts.	Estates.	Government Orders by which the estates came under the management of the Court of Wards.	Sex of the wards.	Grounds of disability.	The periods during which the estates have been under management.	Ages of the wards at the end of the fasli.	Dates on which the wards attained or will attain majority.
(1)	(2)	(3)	(4)	(5)	(6)	(7)	(8)
Coimbatore— <i>cont.</i>	Poravipalaiyam.	No. 863, Revenue, dated 28th May 1926.	Male ..	Minority ..	Y. M. D. 3 1 3	Y. M. D. 15 10 17	14th August 1934.
	Kudapalli ..	Mis. No. 2923, Revenue, dated 18th December 1919, and Mis. No. 960, Revenue, dated 20th May 1927.	Do. ..	Debts ..	9 6 0	Died on 8th June 1929.	Continues in the management of the Court of Wards for the discharge of the debts with the late ward's widow as heir.
Trichinopoly ...	Marungapuri ..	No. 1336 (Confdl.), Revenue, dated 11th July 1927.	Female.	Sex ..	1 11 20	34 7 22	
	Sivaganga ..	No. 349, Revenue, dated 18th June 1898.	Male ..	Mental defect.	31 0 0	41 1 28
Ramnad ..	Mannarkottai ..	Mis. No. 3997, Revenue, dated 18th December 1918.	Do. ..	Minority ..	10 6 0	14 9 26	5th September 1935.
Tinnevely ..	Uttunalai ..	No. 857, Revenue, dated 14th September 1901.	Female.	Sex ..	27 9 0	Died on 4th July 1921	Civil Court Receiver in direct charge since 1st June 1922; the Court of Wards continues its formal superintendence.
	Ilaiyasanandal, Part I.	Mis. No. 1378, Revenue, dated 18th July 1922.	Male ..	Minority ..	6 11 0	17 0 28	
	Kadambur ..	Mis. No. 775, Revenue, dated 25th April 1927.	Do. ..	Do. ..	2 2 6	5 9 28	3rd September 1944.

APPENDIX B.

No. II—Statement showing the area of, and the number of villages and the proportion of cultivation to holdings in, the estates under management for fasli 1338 (1928-29).

Districts.	Estates.	Area of estates.	Number of villages.					Holdings and cultivation.		
			Ryotwari or joint rent.	Rented to middlemen whether paying rent in money or in kind.	Partly ryotwari and partly rented.	Inam or shrotriam.	Total.	Holdings.	Actual cultivation.	Percentage of cultivation to holdings.
(1)	(2)	(3)	(4)	(5)	(6)	(7)	(8)	(9)	(10)	(11)
		sq. mls.						acs	acs	
Ganjam ..	Bogokhemidi	287	(a) 10	(a) 144	..	80	(b) 234	(c) 139,519	76,912	55.1
Visagapatam ..	Kurupam	700	98	154	..	43	290	46,880	35,510	77.4
Kistna ..	South Valluru, Part I	57.11	23	2	25	(d) 22,560	17,340	76.86
North Arcot ..	Arni	183.54	141	50	191	51,238	46,618	90.98
Salem ..	Bagalur	49	9	3	28	89	(e) 13,122	12,465	95
	Shulagiri	81.36	72	..	39	28	139	13,219	12,690	96
Coimbatore ..	Rumapatnam	12.16	3	3	7,214	5,458	75.7
	Mettratti	11.34	1	1	6,915	4,082	59
	Poravipalayam	19.35	1	..	2	..	3	10,581	6,777	64.05
Trichinopoly ..	Kudapalli	244	228	93.47
	Marungapuri	176.90	79	79	(f) 41,027	34,892	83.83
Ramanad ..	Sivaganga	672	173	..	1,206	2,050	238,946	186,290	77.9
	Mannarkottai	About 20	15	15	(g) 8,875	7,117	80.2
Tinnevely ..	Ilaiyarsanandal, Part I	22.12	7	8	12,853	11,424	88.88
	Kadambur	24.14	12	1	13	13,086	10,756	82.2
	Total	1,178	481	44	1,437	3,140	625,279	468,059	74.8

(a) Including three villages clubbed into one during the survey.

(b) As reconciled up to date with reference to survey, etc.

(c) Only an estimated figure. The increase this year again was due to the resumption of inams and their conversion into *jirayisi* holdings.

(d) Increase due to assignment of lands on *nasarana*.

(e) Increase due to new assignments.

(f) Decrease due to the purchase of tenants' holdings by estate for arrears of rent and to transfer of 116.78 acres to forest.

(g) Decrease due to the rectification of mistakes made previously in the conversion of local measurements into acres and cents.

APPENDIX C.

No. III--Statement showing the demand, collection and balance of the estates under management for fasli 1338 (1928-29).

Districts.	Estates.	Land, Forest and Miscellaneous revenue.	Deduct remission.	Net revenue.	Net demand for previous fasli.	Difference.	Collection.
(1)	(2)	(3)	(4)	(5)	(6)	(7)	(8)
		RS.	RS.	RS.	RS.	RS.	RS.
Ganjam	Bodokhemidi	3,88,575	..	3,88,575	2,83,357	+ 1,05,218	2,90,509
Vizagapatam	Kurupam	1,77,828	..	1,77,828	1,63,756	+ 14,072	1,48,376
Kistna	South Valluru, Part I	1,42,035	6	1,42,029	1,41,635	+ 394	1,20,171
North Arcot	Arni	2,37,406	3,398	2,34,008	2,35,462	- 1,454	2,33,328
Balem	Bagalur	25,159	1,173	23,986	25,488	- 1,502	20,833
	Shulagiri	16,500	..	16,500	27,052	- 10,452	13,059
Coimbatore	Ramapatnam	42,268	1,626	40,642	44,009	- 3,367	39,930
	Mettratti	12,905	85	12,820	13,447	- 627	12,229
	Poravipalayam	56,171	..	56,171	62,871	- 6,500	54,005
Trichinopoly	Kudapalli	24,415	..	24,415	24,420	- 5	23,351
	Marungapuri	95,906	1,385	94,521	1,04,526	- 10,005	67,506
Ramnad	Sivaganga	16,80,287	15,357	16,64,910	15,60,021	+ 1,04,889	9,11,729
	Mannarkottai	16,931	..	16,931	16,929	+ 2	15,950
Tinnevely	Ilaiyarsanandal, Part I	22,249	1,920	20,329	20,359	- 40	20,194
	Kadambur	14,014	114	13,900	14,320	- 420	13,874
	Total	29,52,729	25,064	29,27,665	27,37,462	+ 1,90,203	19,82,894

No. III—Statement showing the demand, collection and balance of the estates under management for fasli 1338 (1928-29)—cont.

Districts.	Estates.	Amount written off	Balance at the end of the fasli	Net recoverable balance on the date of the collector's report excluding collections, remissions and amounts recommended to be written off after the close of the fasli.	Percentage of column (11) to column (5).	Arrear demand at the beginning of the fasli	Arrear balance at the end of the fasli.
		(9)	(10)	(11)	(12)	(13)	(14)
		Rs.	Rs.	Rs.		Rs.	Rs.
Ganjam	Bodokhemidi	85	97,981	83,304	21.4	(a) 2,11,794	1,85,162
Visagapatam	Kurupam	359	31,093	28,231	15.8	(b) 1,08,334	65,679
Kistna	South Valluru, Part I	21,858	7,580	5.34	41,336	34,980
North Arcot	Arni	78	602	419	0.02	1,374	726
Salem	Bagalur	3,303	1,720	7.2	5,952	1,228
	Shulagiri	3,541	3,541	21.3	11,956	5,961
Coimbatore	Ramapatnam	688	25	31	..
	Mettratti	591	584	4.6	(b) 3,688	982
	Poravipalaiyam	2,166	1,837	3.3	(c) 303	120
Trichinopoly	Kudapalli	1,064	1,064	4.4	2,073	..
	Marungapuri	22	26,993	9,953	10.5	(d) 1,38,011	73,165
Ramanad	Sivaganga	7,53,181	6,93,181	41.6	13,46,030	8,50,226
	Mambarkottai	981	408	2.4	1,592	16
Tinnevely	Ilaiyurasanandal, Part I	135
	Kadambur	26	646	..
	Total	1,367	9,43,405	8,31,822	28.4	18,71,120	12,18,194

(a) Increase due to the rise in the commuted value of grain from Rs. 2-14-0 per 100 measures in fasli 1337 to Rs. 6-12-0 in fasli 1338.

(b) Revised figures.

(c) Decrease due to the exclusion of the demand relating to the Trust section for which separate accounts have been opened and the elimination of the dues on lands for the recovery of which the estate has filed suits.

(d) Rupee 1 wrongly included in last year's balance has been expunged.

APPENDIX D.

No. IV—Financial statement of receipts and charges of the estates under management for fasli 1338 (1928-29).

Districts.	Estates.	Amounts to the credit of the estate at the beginning of fasli 1338.				Total cash receipts.	Total of columns (4) and (7).	Total charges.
		Government Promissory notes and other securities and fixed deposits.	Cash.	Value of grain.	Total.			
(1)	(2)	(3)	(4)	(5)	(6)	(7)	(8)	(9)
		RS.	RS.	RS.	RS.	RS.	RS.	RS.
Ganjam	Bodokhemidi	3,21,368	32,867	60	3,54,295	4,81,117	5,13,984	4,57,072
Vizagapatam	Kurupam		(a) 24,716		24,716	5,33,648	5,58,364	5,33,715
Kistna	South Valluru, Part I	2,70,000	72,028		3,42,028	5,85,741	6,57,769	6,42,515
North Arcot	Arni		96,034		96,034	2,42,572	3,38,606	2,37,786
Salem	Bagalur	(b) 4,800	(c) 3,330		8,130	26,332	29,652	27,119
	Shulagiri	12,300	11,478		23,778	33,382	44,880	39,464
Coimbatore	Ramapatnam		20,322	564	20,886	74,305	94,627	78,917
	Mettratti		(d) 4,413	5	4,418	17,173	21,586	17,171
	Poravipalayam		(e) 23,814	2,647	26,261	61,141	84,755	81,377
Tiruchinopoly	Kudapalli		4,422	131	4,553	27,559	31,981	30,492
	Marungapuri	5,000	26,714	3	31,717	1,39,610	1,66,324	1,46,520
Rannad	Sivagangu		(f) 17,496	25,934	43,430	17,29,164	17,46,660	17,31,523
	Mannarkottai		6,935		6,935	17,751	24,686	18,112
Tinnevelly	Ilaiyansanandal, Part I	37,582	6,301		43,883	21,858	28,159	22,214
	Kadambur		5,177		5,177	16,799	21,978	17,015
	Total	6,51,050	3,55,847	29,344	10,36,241	40,08,152	43,63,999	40,81,012

(a) Excludes Rs. 1,000 in transit and includes Rs. 139-5-1 transferred from the endowment section in apportionment of the cost of common establishment charges.

(b) With the sum of Rs. 5,000 withdrawn from the Imperial Bank, Government Securities of the face value of Rs. 4,800 were purchased.

(c) Includes Rs. 158 being the unspent balance refunded by the Accountant-General and the interest advanced to sellers of Government pro-notes.

(d) Excludes Rs. 29-8-0 adjusted in Fasli 1337.

(e) Excludes Rs. 727-10-9 being the opening balance of the trust section for which a separate account has since been opened.

(f) Excludes Rs. 11,376-14-7 which was in transit at the beginning of Fasli 1337 and was wrongly included in the opening balance of that fasli.

No. IV—Financial statement of receipts and charges of the estates under management for fasli 1338 (1928-29)—cont.

Districts.	Estates.	Balance to the credit of the estate at the close of fasli 1338.				Increase or decrease as compared with the opening balance.	Percentage of establishment charges and Government commission to normal receipts.
		Government Promissory notes and other securities and fixed deposits.	Cash.	Value of grain.	Total.		
		(10)	(11)	(12)	(13)	(14)	(15)
		RS.	RS.	RS.	RS.	RS.	
Ganjam ..	Bodokhemidi ..	2,38,900	56,912	47	2,93,859	— 60,436	14.6
Visagapatam ..	Kurupam	24,649	1,718	26,367	+ 1,651	19.1
Krishna ..	South Valluru, Part I	15,254	..	15,254	— 3,26,774	17.1
North Arcot ..	Arni	1,00,820	..	1,00,820	+ 4,786	15.0
Salem ..	Bagalur ..	4,800	2,543	..	7,343	— 787	20.1
	Shulagiri ..	12,000	5,396	..	17,396	— 6,382	23.3
	Ranapatnam ..	15,000	15,710	518	31,228	+ 10,342	19.4
Coimbatore ..	Mettratti	4,415	3	4,418	..	13.9
	Poravipalaiyam ..	10,500	3,378	947	14,825	— 11,436	14.3
Trichinopoly ..	Kudapalli	1,489	231	1,720	— 2,833	10.5
	Marungapuri ..	29,900	19,804	2	49,706	+ 17,989	15.1
Ramnad ..	Sivaganga	15,137	27,090	42,227	— 1,203	17.9
	Mannarkottai	6,574	..	6,574	— 361	12.6
Tinnevely ..	Ilaiyarsanandal, Part I ..	41,015	5,945	..	46,960	+ 3,077	13.1
	Kadambur	4,961	..	4,961	— 216	16.3
	Total ..	3,50,115	2,82,987	30,556	6,63,656	— 3,72,583	16.9

APPENDIX E.

Enclosure A to Statement No. IV showing the particulars of receipts and charges of the estates under management for fasli 1338 (1928-29).

Districts.	Estates.	Receipts.							
		Land, Forest and Miscellaneous Revenue.	Debts recovered.	Interest on Government Promissory notes and other securities.	Sale proceeds of grain.	Amount realized by the sale of properties, such as houses, etc.	Amounts borrowed.	Other items.	Total receipts.
(1)	(2)	(3)	(4)	(5)	(6)	(7)	(8)	(9)	(10)
		RS.	RS.	RS.	RS.	RS.	RS.	RS.	RS.
Ganjam	Bodokhemidi	3,14,494	1,855	14,988	162	1,39,591		10,027	4,81,117
Visagapatam	Kurupam	1,78,402	10,803		546	739	2,83,371	59,787	5,33,648
Kistna	South Vallura, Part I	1,25,907	1,79,930	6,621		108		2,73,175	5,85,741
North Arcot	Arni	2,35,551				95		6,926	2,42,572
Salem	Bagalur	25,209		217				906	28,332
	Shulagiri	18,299		47		4,954		10,082	33,382
	Ramapatnam	84,852		374	5,178	29		33,872	74,305
Coimbatore	Metratti	14,256			647			2,270	17,173
	Poravipalayam	49,614	68		6,531	164		4,764	61,141
Trichinopoly	Kudapalli	24,559	57		514			2,429	27,559
	Marungapuri	1,24,516	7,443	621	46	945		6,039	1,39,610
	Sivaganga	13,38,109	396			52,200	1,00,000	1,68,451	17,29,164
Ramnad	Mannarkottai	17,072			429			250	17,751
	Ilaiyarsanendal, Part I	20,275		1,133		45		405	21,858
Tinnevely	Kadambur	14,495	387			1,625		292	16,799
	Total ..	25,35,610	2,00,939	24,001	66,253	2,20,303	3,83,371	5,79,676	40,08,152

Enclosure A to Statement No. IV showing the particulars of receipts and charges of the estates under management for fasli 1338 (1928-29)—cont.

Districts.	Estates.	Charges.								
		Establishment for management and contingencies.	Maramat expenditure.	Government demand (Peshkash, Assessment, cesses and taxes).	Government commission for management.	Allowance to the ward and other members of the family.	Repayment of debts.	Investments.	Other miscellaneous disbursements.	Total charges.
		(11)	(12)	(13)	(14)	(15)	(16)	(17)	(18)	(19)
		RS.	RS.	RS.	RS.	RS.	RS.	RS.	RS.	RS.
Ganjam	Bodokhemidi	40,933	48,720	50,559	8,638	98,444	..	59,086	1,52,692	4,57,072
Vizagapatam	Kurupam	29,950	17,090	30,223	4,587	19,147	3,57,147	540	75,031	5,33,715
Kistna	South Valluru, Part I	19,456	2,343	20,464	3,211	16,044	5,64,780	..	18,217	6,42,516
North Arcot	Arni	29,276	20,937	30,654	6,028	72,076	50,453	..	28,362	2,37,786
Salem	Bagalur	4,482	1,371	8,571	842	7,145	..	1,546	3,362	27,119
	Shulagiri	3,529	3,828	4,010	761	8,447	..	7,415	11,674	39,464
Coimbatore	Ramapatnam	6,806	10,964	9,113	1,077	10,544	..	17,669	22,344	78,917
	Mettratti	1,586	981	3,810	481	3,714	3,451	..	3,148	17,171
Trichinopoly	Porvipalaiyam	6,558	4,906	15,956	1,482	9,480	(a) 12,129	10,500	20,366	81,377
	Kudapalli	1,862	705	3,211	763	3,507	16,500	..	3,944	30,492
Ramanad	Marungapuri	16,330	4,890	29,500	2,692	29,154	10,983	37,554	15,417	1,46,520
	Sivaganga	2,38,371	1,30,416	4,24,947	11,198	1,76,874	3,43,923	849	4,04,945	17,31,523
Tinnevelly	Mannarkottai	1,781	1,484	5,681	447	2,365	5,345	315	734	18,112
	Ilaiyarsanandal, Part I	2,320	15	7,956	489	2,761	3,750	3,433	1,490	22,214
	Kadambar	2,010	..	5,148	364	4,275	1,771	2,000	1,447	17,015
	Total	4,05,230	2,48,450	6,49,783	40,860	4,64,377	13,70,232	1,40,907	7,61,173	40,81,012

(a) Includes the interest paid on the temporary advance taken from the Ramapatnam estate.

APPENDIX F.

Enclosure B to Statement No. IV showing the expenditure on maramat works in the estates under management, including Trust institutions, for fasli 1338 (1928-29).

Districts.	Estates.	Irrigation works.		Buildings.		Roads and other works.	Estab-lishment and contingencies.	Total expenditure.	Allotment in the bud- get including subsequent modifications.	Percent- age of expenditure to allot- ment	Value of work done but not paid for within the fasli.	Percent- age of columns (9) and (12) to column (10).
		New works.	Repairs.	New works.	Repairs.							
(1)	(2)	(3)	(4)	(5)	(6)	(7)	(8)	(9)	(10)	(11)	(12)	(13)
		RS.	RS.	RS.	RS.	RS.	RS.	RS.	RS.		RS.	
Ganjam ..	Bodokhemidi	10,472	17,135	8,823	4,201	3,286	4,803	48,720	49,833	97.8	6,180	over 100
Vizagapatam ..	Kurupam	8,965	622	5,347	1,060	1,642	17,636	20,801	84.7	278	86.1
Kistna ..	South Valluru, Part I	1,412	..	146	..	785	2,343	3,060	76.57	..	76.57
North Arcot ..	Arni	11,500	..	7,340	122	1,975	20,937	22,861	91.6	..	91.6
Salem ..	Bagalur	1,164	..	182	..	25	1,371	1,445	94.9	..	4.9
	Shulagiri	1,604	..	959	822	248	3,628	4,330	83.8	..	83.8
Coimbatore ..	Ramapatnam	52	1,946	..	6,865	643	2,458	10,964	11,037	99.3	..	99.3
	Metratti	176	..	34	679	92	981	981	100.0	..	100.0
	Poravipalayam	2,003	..	2,550	526	572	6,551	6,555	86.2	..	86.2
Trichinopoly ..	Kudapalli	228	..	785	1,013	1,963	51.6	738	89.2
	Marungapuri	5,514	..	1,273	981	813	8,581	8,647	99.2	..	99.2
Ramanad ..	Sivaganga	9,392	91,199	8,396	23,560	1,705	35,780	1,70,032	1,98,699	85.6	..	85.6
	Mannarkottai	1,484	1,484	2,500	59.4	300	71.4
Tinnevely ..	Ilaiyarasandai, Part I	15	15	15	100.0	..	100.0
	Kadarbur	Nil.
	Total ..	19,916	1,44,330	17,841	52,242	9,824	49,203	2,93,356	3,32,727	88.1	7,496	90.4

56

807

APPENDIX G.

No. V-A—Statement showing the debts, other than arrears of rent covered by bonds, due to the estates under management for fasli 1338 (1928-29).

Districts ..	Estates.	Debts as per last year's accounts	Loans newly granted.	Debts newly brought to account during the year.	Interests and costs accrued during the year.	Total	Debts collected.	Debts written off.	Total	Balance at the end of the fasli.
(1)	(2)	(3)	(4)	(5)	(6)	(7)	(8)	(9)	(10)	(11)
		RS.		RS.	RS.	RS.	RS.	RS.	RS.	RS.
Ganjam ..	Hodokhemidi ..	(a) 19,986	130	20,116	1,855	..	1,855	18,261
Vizagapatam ..	Kurupam ..	74,942	..	6,000	2,637	83,479	10,803	1,063	11,866	71,613
Kistna ..	South Valluru, Part I ..	(b) 8,11,354	..	(f) 45,093	5	(f) 8,56,452	1,79,930	(f) 2,925	(f) 1,82,855	(f) 6,73,597
North Arcot ..	Arni ..	21	21	21
Salem ..	Bagalur ..	Nil
	Shulagiri ..	Nil
	Ramapatnam ..	Nil
Coimbatore ..	Mettratti ..	Nil
	Poravipalayam ..	43,256	727	43,982	68	3,888	3,956	40,026
	Kudupalli ..	41,490	41,490	57	..	57	41,433
Trichinopoly ..	Marungapuri ..	(c) 52,575	..	1,177	5,693	59,445	7,443	6,584	13,977	(d) 45,468
Ramanad ..	Sivaganga ..	16	..	49	489	554	396	..	396	158
	Mannarkottai ..	1,300	1,300	(e) 1,300
Tinnevely ..	Haiyasanendal, Part I ..	Nil
	Kadambur ..	2,233	86	2,319	386	..	386	1,933
	Total ..	10,47,172	..	52,319	9,667	11,09,158	2,00,938	14,410	2,15,348	8,93,810

26

(a) Includes the value of grain collected in cash.

(b) Includes Rs. 3 lakhs fixed as mesne profits by the Official Receiver.

(c) Revised figure reported by Manager after rectification of certain mistakes.

(d) Rs. 40 since collected and Rs. 4,482 since written off.

(e) Due from Krishnamurthi Ayyar who has recently applied to the Civil Court to cancel the ex-parte decree against him.

(f) According to the revised demand collection balance statement submitted by the Collector with his letter R.O.C. No. 132 Pd/Est. of 1929, dated 26th January 1930 in C.P. No. 63, Routine, dated 11th February 1930.

APPENDIX H.

No. V-B.—Statement showing the debts due by the estates under management for fasli 1338 (1928-29).

Districts.	Estates.	Debts as per last year's account.	Debts newly contracted.	Debts newly brought to account during the year.	Interest and costs accrued during the year.	Total.	Debts paid off.	Debts struck off.	Total.	Remainder due by the estates at the end of the fasli.
(1)	(2)	(3)	(4)	(5)	(6)	(7)	(8)	(9)	(10)	(11)
		RS.	RS.	RS.	RS.	RS.	RS.	RS.	RS.	RS.
Ganjam	Bodokhemidi ..	Nil.
Vizagapatan	Kurupam ..	(a) 4,08,935	2,83,371	88	24,282	7,16,676	3,57,147	8,267	3,65,414	3,51,262
Kistna	South Valluru, Part I.	(b) & (c) 10,08,838	..	1,485	5,578	10,15,901	(c) 5,64,780	83,524	6,48,304	3,67,597
North Arcot	Arni ..	2,79,522	10,996	2,90,518	(d) 63,344	1,748	65,092	2,25,426
Salem	Bagalur ..	32,597	1,962	34,559	34,559
	Shulagiri ..	12,903	12,903	12,903
Coimbatore	Ranapatnam ..	3,000	3,000	3,000
	Metraatti ..	3,206	22	3,228	(e) 728	..	728	2,500
Trichinopoly	Poravipulaiyam ..	35,000	1,750	36,750	11,750	..	11,750	25,000
	Kudapalli ..	(f) 78,894	4,520	83,414	16,500	..	16,500	66,914
Ramnad	Marungapuri ..	(g) 19,185	..	2,533	452	22,170	10,983	8,790	19,773	(h) 2,397
	Sivaganga ..	6,00,516	1,00,000	..	45,507	7,46,023	3,43,923	..	3,43,923	4,02,100
Tinnevely	Mannarkottai ..	32,381	1,881	34,262	5,345	..	5,345	28,917
	Ilayarasanendal, Part I	50,000	3,750	53,750	3,750	..	3,750	50,000
	Kadambar ..	4,448	..	147	..	4,595	1,771	1,324	3,095	(i) 1,500
	Total ..	25,69,525	3,83,371	4,253	1,00,700	30,57,849	13,80,021	1,03,653	14,83,674	15,74,175

(a) Revised figure adopted with reference to the information furnished by the Deoree Collector.

(b) Excludes apparently the senior Zamindar's share in the joint debts.

(c) According to the revised statement of debts submitted by the Collector with his letter R.O.C. No. 132 Pdl./Est. of 1929, dated 5th February 1930, disposed of in C.C. No. 63, Routine, dated 11th February 1930.

(d) Includes Rs. 12,300 principal and Rs. 591 interest paid after the close of the Treasury Account in June 1929, but before the close of the fasli.

(e) Excludes Rs. 2,722-8-0 paid to Mr. Ramaswami Nayakar on account of his one-third share of the net income from the Kudathur wet lands sanctioned in C.P. Mis. No. 58, dated 25th January 1929.

(f) Revised figure now reported.

(g) Excludes Rs. 224 being the arrear salaries due by the estate wrongly included under debts.

(h) Since paid off.

(i) Due only in fasli 1330.

Government of Madras

REVENUE DEPARTMENT

G.O. No. 276, 12th February 1930

Jamabandi report—Fasli 1338 (1928-29)—Recorded with remarks.

READ—the following paper :—

From the Board of Revenue (Land Revenue and Settlement), No. 109,
dated 19th December 1929.

Order—No. 276, Revenue, dated 12th February 1930.

Recorded.

2. The season was on the whole fairly satisfactory from an agricultural point of view. The total area cultivated under ryotwari holdings increased from 20.58 million acres in fasli 1337 to 20.80 million acres in the fasli under review.

3. In paragraph 4 of G.O. No. 365, Revenue, dated 16th February 1928, the Government pointed out that on a large extent of porambokes cultivated only taram assessment was charged, and that there was a strong case for investigating whether such poramboke lands should be transferred to 'assessed'. In B.P. No. 4917, dated 1st August 1928, and in paragraph 12 (6) of B.P. No. 138, dated 11th December 1928, the Board of Revenue reported that Collectors were taking steps to transfer to the head of assessed waste all poramboke land to the assignment of which there could be no objection. The Government regret to observe that in spite of the action reported to have been taken, little progress has been made in the fasli under review in the transfer of poramboke land to assessed waste. The Board is requested to see that the reclassification of porambokes is completed as expeditiously as possible.

4. The current demand under land revenue and cesses during the fasli was Rs. 8,55,41,735. Of this sum 99.10 per cent was collected within the fasli. There was a decrease in the total number of processes issued under the provisions of the Madras Revenue Recovery Act.

5. Advances made during the year under the Loans Acts amounted to Rs. 15·24 lakhs against Rs. 24·24 lakhs in fasli 1337. Of the amount repayable during the year, 89·7 per cent was collected under the Land Improvement Loans Act and 90·6 per cent under the Agriculturists' Loans Act. The standard of collection under loans compares unfavourably with the high standard maintained in the collection of land revenue. The Government invite the attention of the Board of Revenue to their orders issued in G.O. Mis. No. 2108, dated 14 October 1929, and request that all Collectors be instructed to give their personal attention to this important branch of their duties.

(By order of the Governor in Council)

H. R. PATE,
Secretary to Government.

To the Board of Revenue (Land Revenue and Settlement).
,, Government of India, Department of Education, Health and Lands (with C.L.).
Press.

ADMINISTRATION REPORT
OF THE
SALT DEPARTMENT
MADRAS PRESIDENCY
FOR
1928-29.



CALCUTTA: GOVERNMENT OF INDIA
CENTRAL PUBLICATION BRANCH
1930

**Government of India Publications are obtainable from the Government of India
Central Publications Branch, 3, Government Place, West, Calcutta, and
from the following Agents :—**

EUROPE.

OFFICE OF THE HIGH COMMISSIONER FOR INDIA, 42, GROSVENOR GARDENS, LONDON, S. W. 1.
And at all Booksellers.

INDIA AND CEYLON : Provincial Book Depots.

- MADRAS** :—Superintendent, Government Press, Mount Road, Madras.
BOMBAY :—Superintendent, Government Book Depot, Town Hall, Bombay.
SIND :—Library attached to the Office of the Commissioner in Sind, Karachi.
BENGAL :—Bengal Secretariat Book Depot, Writers' Buildings, Room No. 1, Ground Floor, Calcutta.
UNITED PROVINCES OF AGRA AND OUDH :—Superintendent of Government Press, United Provinces of Agra and Oudh Allahabad.
PUNJAB :—Superintendent, Government Printing, Punjab, Lahore.
BERMA :—Superintendent, Government Printing, Burma, Rangoon.
CENTRAL PROVINCES AND BHRAR :—Superintendent, Government Printing, Central Provinces, Nagpur.
ASSAM :—Superintendent, Assam Secretariat Press, Shillong.
BIHAR AND ORISSA :—Superintendent, Government Printing, Bihar and Orissa, P. O. Gulzarbagh, Patna.
COORG :—Office of the Chief Commissioner of Coorg, Bangalore.
NORTH-WEST FRONTIER PROVINCE :—Manager, Government Printing and Stationery, Peshawar.

- Thacker, Spink & Co., Calcutta and Simla.
W. Newman & Co., Ltd., Calcutta.
R. Cambay & Co., Calcutta.
S. K. Lahiri & Co., Calcutta.
The Indian School Supply Depot, 309, Bow Bazar Street, Calcutta.
Butterworth & Co. (India), Ltd., Calcutta.
Rai M. C. Sarear Bahadur & Sons, 90-2A, Harrison Road, Calcutta.
Standard Literature Company, Limited, Calcutta.
Association Press, Calcutta.
Chukerverty, Chatterjee & Co., Ltd., 13, College Square, Calcutta.
The Book Company, Calcutta.
James Murray & Co., 12, Government Place, Calcutta.
(For Meteorological Publications only.)
Ray Chaudhury & Co., 68-5, Ashutosh Mukherji Road, Calcutta.
Scientific Publishing Co., 9, Taltolla Lane, Calcutta.
Chatterjee & Co., 204, Cornwallis Street, Calcutta.
Standard Law Book Society, 8-2, Hastings Street, Calcutta.
The Hindu Library, 3, Nandatal Mallick Lane, Calcutta.
B. C. Basak, Esq., Proprietor, Albert Library, Dacca.
Mitra Brothers, Rajshah.
Higginbothams, Madras.
Rochoux and Sons, Madras.
G. A. Nateson & Co., Publishers, George Town, Madras.
Theosophical Publishing House, Adyar, Madras.
P. Varadachary & Co., Madras.
S. Murthy & Co., Madras.
Bright & Co., Trivandrum.
The Booklover's Resort, Talikad, Trivandrum, South India.
E. M. Gopalakrishna Kone, Pudukandapam, Madras.
Central Book Depot, Madras.
Vijapur & Co., Vizagapatnam.
Thacker & Co., Ltd., Bombay.
D. B. Taraporewala, Sons & Co., Bombay.
Bunder Pandurang, Bombay.
Ram Chandra Govina & Sons, Kalbadevi Road, Bombay.
N. M. Tripathi & Co., Booksellers, Princess Street, Kalbadevi Road, Bombay.
New and Secondhand Bookshop, Kalbadevi Road, Bombay.
Mrs. Radhabal Atmaram Sagoon, Kalbadevi Road, Bombay.
J. M. Pandia & Co., Bombay.
Gatalal & Co., Bombay.
A. H. Wheeler & Co., Allahabad, Calcutta and Bombay.
S. Govind & Co., Sandhurst Road, Girgaum, Bombay.
Proprietor, New Kitakhana, Poona.
The Manager, Oriental Book Supplying Agency, 15, Shukrawar, Poona City.
Rama Krishna Bros., Opposite Vishrambag, Poona City.
S. P. Bookstall, 21, Budhwar, Poona.
Mangaldas & Sons, Booksellers and Publishers, Bhaga Talao, Surat.
The Standard Book and Stationery Co., 32-33, Arbab Road, Peshawar.
R. B. Unadikar & Co., The Bharat Book Depot, Dharwar.
The Standard Bookstall, Karachi, Quetta, Delhi, Murree and Rawalpindi.
The Karachi Book Depot, Elphinstone Street, Camp, Karachi.
The English Bookstall, Karachi.
The Standard Bookstall, Quetta.
U. P. Malhotra & Co., Quetta.
J. Ray & Sons, 43 K. & L., Edwardes Road, Rawalpindi, Murree and Lahore.
The Standard Book Depot, Lahore, Nainital, Mussoorie, Dalhousie, Ambala Cantonment and Delhi.
N. B. Mathur, Supdt., Nazir Kanun Hind Press, Allahabad.
The North India Christian Tract and Book Society, 13 Clive Road, Allahabad.
Ram Dayal Agarwala, 184, Katra, Allahabad.
The Indian Army Book Depot, Juhl, Cawnpore.
The Indian Army Book Depot, Jullundur City.
Manager, Newal Kishore Press, Lucknow.
The Upper India Publishing House, Ltd., Literature Palace, Annumuddaula Park, Lucknow.
Rai Salih M. Gulab Singh & Sons, Mudd-i-Am Press, Lahore and Allahabad.
Rama Krishna & Sons, Booksellers, Anarkali, Lahore.
Puri Brothers, Booksellers and Publishers, Katcheri Road Lahore.
The Tikal School Bookshop, Lahore.
The Standard Bookstall, Lahore.
The Proprietor, Punjab Sanskrit Book Depot, Saidmitha Street, Lahore.
The Insurance Publicity Co., Ltd., Lahore.
The Punjab Religious Book Society, Lahore.
Manager of the Imperial Book Depot, 63, Chandni Chowk, Street, Delhi.
Fono Book Agency, New Delhi.
Oxford Book and Stationery Company, Delhi and Calcutta.
Supdt., American Baptist Mission Press, Rangoon.
The Modern Publishing House, Ltd., 30, Phayre Street, Rangoon.
Burns Book Club, Ltd., Rangoon.
Manager, The "Hittavada," Nagpur.
Bhisey Brothers, Booksellers and Stationers, Sitabaldi, Nagpur.
S. C. Talukdar, Proprietors, Students & Co., Cooch Behar.
The Manager, Ceylon Observer, Colombo.
The Manager, The Indian Book Shop, Benares City.
Nandkishore & Bros., Chowk, Benares City.
The Srivilliputtur Co-operative Trading Union, Ltd., Srivilliputtur (S. I. R.).
Raghunath Prasad & Sons, Patna City.
The Student's Emporium, Patna.
K. L. Mathur & Bros., Guzri, Patna City.
Dandekar Brothers, Indore City.
Pustakalaya Sahayak Sahakari, Ltd., Baroda.
The Hyderabad Book Depot, Chaderghat, Hyderabad (Deccan).
Thakur & Co., Amraoti.
S. Krishnaswamy & Co., Teppakulam P. O., Trichinopoly Fort.
National College Teachers' Union Book Depot, Trichinopoly :

ADMINISTRATION REPORT
OF THE
SALT DEPARTMENT
MADRAS PRESIDENCY

FOR

1928-1929.

CHAPTER I.

Administration.

During the year under review there were few important changes in the administration of the Department. Its existence as a separate Department dates from April 1924 and during the first four years, several changes in the administrative limits of Factories, Circles and Divisions, found necessary by the experience gained of the working of the Department in the preceding years, were made. During these four years too, the control of the Department passed from the Madras Government to the Government of India, the modified excise system of manufacture replaced in a number of factories the monopoly system, and the rules for (i) the control of the saltpetre industry (ii) the issue of salt duty-free for industrial purposes and (iii) the export of salt under bond by rail to Calcutta were either revised or newly introduced. The effect of these and other changes made in the previous years will be briefly noticed in their appropriate places in this Report. The few important administrative changes which were made in the year 1928-29 itself are :

- (1) The monopoly block of the Kattumavadi (Parent) factory was converted into modified excise.
- (2) The Badjanapara factory was reconstituted as a separate factory.
- (3) The Markkanam and Karambalam factories were reconstituted in order to equalise the work of the two Factory Officers.
- (4) The system of bag storage of salt was reintroduced.

- (5) Sub-Inspectors were empowered to admit to bail persons arrested under Section 49 of the Act.
- (6) The revised Salt Manual was received from the Press and copies distributed to the officers of the Department, Vol. I which contains the Acts and Notifications being made available for sale to the public.

2. *Personnel*.—Mr. J. B. Brown, I.C.S., continued to officiate as the Collector of Salt Revenue up to 2nd May 1928 on which date Mr. C. H. Masterman, I.C.S., the permanent Collector, returned from leave and took charge of the Department. Mr. W. G. Baldrey continued to be the Secretary to the Collector of Salt Revenue and Messrs. L. K. Fearon and H. L. Prager continued in charge of the Northern and Central Divisions throughout the year. Mr. B. M. Marriott was in charge of the Southern Division until the 9th March 1929 when he went on leave and was succeeded by Mr. T. S. Smith who took charge of the Division on the 10th March 1929.

CHAPTER II.

Establishment.

3. Appendix A shows the changes in the establishment during the year and the strength at the end of the year. There was an increase of 21 men and a decrease of 74 men resulting in a net decrease of 53 men during the year. The decrease was chiefly due to the surrender of the establishment originally sanctioned for the Gokurkudda factory owing to the relinquishment of the pans by the lessees in that factory and the closure of the Muthuraghunathapatnam factory. During the year, the Central Board of Revenue sanctioned the employment of one additional orderly to each Inspector except the Inspector, Madras Depot Circle, and of three peons to each of the two Preventive Sub-Inspectors employed on the West Coast. As remarked in the report of the previous year, Appendix A does not take into account the reduction of the staff made as a result of the abolition of brine tests, as the reduction is only tentative and has not been given effect to permanently.

4. *Punishments*.—The total number of punishments imposed on officers of the Department was 643 (644) and the percentage of punishments to the total strength was 19.26 (18.99). The variation is slight. The majority of punishments related as in previous years to fines and stoppages of pay imposed on the menial establishment for absence without leave or for sleeping on guard duty and in a few cases for disobedience of orders and carelessness in storage and sales work.

5. *Resignations*.—One Sub-Inspector, one Petty Officer and 8 peons resigned their appointments during the year, the reasons assigned being ill-health in 4 cases and inadequacy of prospects in the Department in others.

CHAPTER III.

Manufacture.

6. The season of 1928 was not so favourable for salt manufacture as the preceding one, though in the Southern Division the season was good and the output in the factories of the Tuticorin Circle reached a record figure of 44 lakhs of maunds. The early commencement of the monsoon and frequent rain during the season retarded scrapings in the Northern Division generally, the factories that were most affected being those of the Ganjam and the Naupada Circles. The modified excise lessees of the Ganjam factory had a large stock of salt at the beginning of the season as a result of the prosperous season of 1927. They consequently restricted manufacture in the 1928 season to a small area and this was partly the reason for the very low output from that factory. During the year no dittam* was fixed in the first instance for the monopoly factories in the Ennore Circle, as the stock of Government salt at the Madras Depot in which the salt of the Ennore factories is stored, was sufficient to last until June 1929 and as the transfer of the Madras Depot to its new site at Tondiarpet was impending. Nor was any dittam fixed for the Kattumavadi monopoly block in the Adirampatnam Circle as the stock there was sufficiently large to meet all possible requirements. Subsequently however, under the orders of the Government of India on a petition of the Ennore licensees, a dittam of $7\frac{1}{2}$ lakhs of maunds was fixed for the Ennore factories and 15,000 maunds for the monopoly block at Kattumavadi. The season however was already advanced before these orders were received and very few of the licensees took steps to manufacture in either place. The quantity manufactured in the Ennore factories was only 1.43 lakhs of maunds and at Kattumavadi 4,610 maunds. As it was necessary to clear the stock at the Madras Depot as soon as possible in order to hand over the site to the Madras and Southern Mahratta Railway, the salt scraped at the Ennore factories was not as usual transported to the Madras Depot and stored there, but was stored locally at the Ennore factories themselves.

Owing to heavy rain in the second fortnight of October 1928 in the districts of Ganjam Vizagapatam, Godavari, Guntur, Madras and Chingleput, many roads, bridges, buildings and patrol paths in several factories were damaged by the floods. The damage was serious in the factories of Bimlipatam, Balacheruvu and Polavaram situated in the Vizagapatam District, but as manufacture had closed in all these factories by October and the salt had been brought under cover, there was no damage to salt in any of them except at Polavaram where a small quantity of about 10,000 maunds was washed away.

7. The quantity of salt manufactured in the year was 122 lakhs of maunds or $25\frac{3}{4}$ lakhs of maunds less than the quantity produced in 1927. Of this quantity nearly $3\frac{1}{2}$ lakhs of maunds belonged to Government

* 'Dittam' means the quantity to be manufactured during the season by each licensee for sale to Government at the rate fixed.

and the balance to the licensees. The stock on hand at the beginning of the year was 74 lakhs of maunds and the quantity imported during the year, mainly from Bombay, was $15\frac{1}{2}$ lakhs of maunds. The total stock available for consumption was therefore $211\frac{1}{2}$ lakhs of maunds. The quantity issued during the year amounted to nearly $137\frac{1}{2}$ lakhs of maunds as against $139\frac{1}{2}$ lakhs of maunds in 1927-28. The decrease in issues was due to the smaller quantity of duty-free salt removed for the Travancore Durbar and for export to Ceylon. The decrease under issues to the Travancore Durbar is attributed to the large quantity of salt manufactured locally during the year in the State. Exports to Ceylon decreased in the year on account of the enhanced import duty levied on foreign salt by the Ceylon Government in order to protect the indigenous salt industry. The stock at the end of the year excluding the ascertained wastages which amounted to 7 lakhs of maunds was 67 lakhs of maunds. The wastage though less than that of the previous year was still high. This is because many of the salt heaps of 1926 and 1927 affected by the cyclone of November 1927 were outturned in the year under review. The heavy rains too of October 1928 caused a certain amount of wastage in the heaps of 1928 salt.

As manufacture was not good in some of the factories in the Northern Division and as stocks were rather low in November 1928, orders were issued to begin manufacture as early as possible in those factories and to serve on the licensees notices requiring them to exercise due diligence in manufacture during the 1929 season.

8. During the year, the cultivable area at the Calingapatam factory was extended by about 104 acres by the assignment of the waste pans in the Factory. This factory is the chief source of supply to the Agency tracts of the Vizagapatam District and the kind of salt manufactured at the factory is very popular with the people of the Agency, so that a constant demand for it is ensured. As the assignment was made in September 1928, no salt was manufactured in the area in the season of 1928. The area however has been worked from the 1929 season and it is expected that production in this factory will now meet the Agency demand in full. During the year, the site of the old Madras Salt Depot was in part handed over to the Madras and Southern Mahratta Railway authorities in accordance with the orders of the Government of India and the new Salt Depot at Tondiarpet constructed by the Railway on behalf of the Department was taken over on 1st March 1929. The remaining portion of the site of the old Depot at Madras will be handed over to the Railway as soon as the stock of salt is entirely cleared from it, which will be about the middle of October 1929.

9. Manufacture under the monopoly system was carried on only in a few factories, namely Polavaram, the Ennore factories, Karambalam Sarahad II and the Kattumavadi Parent factory, the remaining monopoly factories having been converted into modified excise from the season of 1928. At Polavaram only a quantity of 98,416 maunds of salt was manufactured against a dittam of 2 lakhs of maunds fixed for the factory.

The low production was due to untimely rain in April 1928. Very little salt was made in the Ennore factories and at Kattumavadi for reasons already explained in Para. 6. The quantity stored in Sarahad II of the Karambalam factory was 50,784 maunds. This salt is intended chiefly for supply to the French Government at Pondicherry. The total quantity stored in monopoly factories was 2,96,858 maunds against 20 lakhs of maunds stored in the previous year. The policy of substituting the modified excise system of manufacture for the monopoly system mentioned in the report of the previous year has justified itself by results, as in the year under review excise prices were generally low and there was no occasion for Government to purchase salt from the modified excise licensees except to a small extent in the Ganjam and Sumadi factories. In the remaining factories, the dittam fixed by Government was released.

10. Reference was made in last year's report to the abolition of brine tests and to the relaxation of all control over processes of manufacture in excise and modified excise factories. Consequent on this order the number of samples to be analysed during the 1928 season was restricted and officers were given discretion in the matter of the submission of samples for analysis. Only a few samples were received for analysis during the year and the results are tabulated in the statement appended to this report. It is noticeable that the percentage of impurities, especially dirt and magnesium sulphate, shows an increase as compared with 1927 in the Covelong, Adirampatnam and Thambilkottai factories and in a large number of factories of the Tuticorin Circle. Samples from the Chunampet and Markkanam factories in the Cheyur Circle and the Polavaram factory in the Penuguduru Circle show an increased percentage of dirt and magnesium sulphate respectively since 1927. Generally speaking the impurities show a tendency to increase in several of the factories, the samples of which were analysed in the year under review.

11. The average wholesale price of excise salt in 1928-29 was the same as in 1927-28, viz., 3 annas 5 pies per maund. Owing to a successful season in 1927 in the factories of the Northern Division and as there were consequently ample stocks in these factories at the beginning of 1928-29, prices continued to rule low in the year in spite of the fact that the 1928 season proved a failure in that Division. Only in the Ganjam and Sumadi factories prices showed a tendency to rise above the normal but this tendency was quickly checked by the purchase by Government of the dittam fixed for the two factories under the "lien dittam" clause of the leases and by the sale of this Government salt contemporaneously with excise salt. There was a decrease in the average price of Government salt from 4 annas 10 pies a maund in 1927-28 to 4 annas 5 pies a maund in 1928-29. The selling price of Government salt was fixed at the cost of production except at the Chinnaganjam North and South factories and at Iskapalle. It was found that the 1926 season salt at these factories could not be sold even at a reduced price on account of the competition of the salt of the latest season and in consequence there

is still an appreciable quantity of Government salt in stock at the two Chinnaganjam factories and a smaller quantity at Iskapalli.

12. The retail prices at the head-quarter stations varied on the average from 1 anna 1·9 pies to 2 annas 2·5 pies a Madras measure of 120 tolas. The prices in 1927-28 were a little lower and ranged from 1 anna 1·2 pies to 2 annas 1·5 pies a Madras measure. The price exceeded 2 annas a Madras measure only in the Nilgiris. Mention was made in the last year's report of the fall in the retail price at Vizagapatam which was more than 2 annas a Madras measure in 1925-26 and 1926-27 to 1 anna 8·6 pies a Madras measure in 1927-28. The price has dropped still further in the year under report to 1 anna 6·8 pies a Madras measure. This result is due to the successful working of the Balacheruvu factory and its Extension, where in spite of interruptions by rain in April 1928 nearly the whole of the area licensed was brought under cultivation.

CHAPTER IV.

Distribution and consumption.

13. The total quantity of salt issued from the salt factories for ordinary consumption during the year under report was 1,21,34,792 (1,23,39,032) maunds. Of this quantity 62,990 (61,940) maunds was issued to the French Government, 2,32,484 (3,87,296) maunds to the Travancore Durbar, 3,00,934 (2,21,584) maunds to the Fisheries Department and 2,43,228 (3,75,772) maunds were exported by sea to Colombo. The balance of 1,12,95,156 (1,12,92,470) maunds was distributed by rail or road for ordinary consumption in the areas usually supplied, viz., the Madras Presidency and the Indian States within its borders, part of Bihar and Orissa, the Central Provinces, the Nizam's Dominions, Mysore and Coorg. The supply from local sources to areas within the Presidency was supplemented by 12,02,924 (11,85,049) maunds imported by sea mainly from the Bombay Presidency into the West Coast Districts and 3,47,558 (3,54,205) maunds imported from Bombay and Goa by rail. From the same sources 7,24,161 (6,49,673) maunds were imported by rail into Mysore. The imports by sea into the South Kanara and Malabar Districts show a slight increase over last year.

14. There was no export of salt to Calcutta under bond either by sea or by rail during the year but a quantity of 2 maunds of duty paid salt was sent as a sample to Calcutta by the Mahalingam Salt Works, Ltd., Tuticoria. Towards the close of the year, the Company applied for sanction to export 2 lakhs of maunds of salt to Calcutta under bond by sea and this was granted. The quantity exported so far by the Mahalingam Salt Works is 86,596 maunds of which 8,850 maunds has been sold up to the first week of August 1929 at rates varying from Rs. 60 to Rs. 64 per 100 maunds *ex-gollah*. The exports to Colombo and the Travancore State show a marked decrease during the year for reasons stated in Para. 7 of the report. The increase of 79,350 maunds under

issues to the Fisheries Department is ascribed to an increase in fishing operations on the West Coast.

15. Appendix G shows the salt traffic in the Madras Presidency as far as it can be ascertained from the Railway and Sea Customs returns corrected by the factory declarations. There is a marked decrease in the quantity of Bombay salt consigned to Salem, Coimbatore and the Nilgiris as compared with last year and there is a corresponding increase in the total quantity of salt sent to those districts from the factories in the Tanjore and Tinnevely Districts during 1928-29. In the Districts of North Arcot and Chittoor, however, the salt of the Tuticorin factories seems to be losing ground in favour of the factories situated in the Madras, Chingleput and South Arcot Districts.

The quantities consigned to Bengal, the Central Provinces, Orissa and the Nizam's Dominions increased from 19,807 ; 1,30,883 ; 11,51,498 ; 1,63,035 maunds in 1927-28 to 20,495 ; 1,35,170 ; 11,98,380 ; 1,78,146 maunds in 1928-29. The increase is due to the fact that the factories in the Northern Division had large stocks at the beginning of the year owing to the prosperous season of 1927.

16. The consumption of salt per head of the population in the year under report was 20.24 lbs. against 20.20 lbs. in 1927-28 and 20 lbs. in 1926-27.

CHAPTER V.

Revenue and Expenditure.

17. The total receipts on account of Salt Revenue were Rs. 147.65 (144.64) lakhs. The increase in the revenue compared with the revenue realised in 1927-28 is due chiefly to the greater realisations in the year of duty on Government salt issued on credit both before and during the year. The refunds during the year amounted to Rs. 10,521 (9,359).

18. Of the total revenue, Rs. 12.75 lakhs represents the duty and the cost price realised in cash, Rs. 133.15 lakhs the duty on salt sold on credit and the balance of Rs. 1.75 lakhs, Customs duty, cess, fines and other miscellaneous receipts. There is a slight decrease of Rs. 51,542 under cost price of Government salt sold for Home and Inland Consumption during the year. This is due to the lower selling prices of Government salt in the year compared with the prices in 1927-28. The percentage of issues of salt under the credit system was 94.4 (93.8).

19. *Charges.*—The total charges amounted to Rs. 13.88 (18.66) lakhs of which 10.29 lakhs were the recurring charges for establishments, supplies, services and contingencies of the Department and Rs. 3.59 lakhs, charges for the purchase, transport and storage of salt and the recoverable charges on account of excise licensees' works. The charges in 1928-29 did not vary much from the charges in the previous year except under (i) Purchase of salt manufacturers' share (ii) Conveyance and storage of salt (iii) Works—Roads (iv) Buildings and (v) Miscellaneous.

ous. The decrease in expenditure under items (i) and (ii) was due to the low production of salt in the Ennore group of monopoly factories and at Polavaram during the year, while the decrease under "Roads" was due to the fact that the expenditure in 1927-28 included a sum of nearly Rs. 98,500 adjusted finally towards the charges on account of the extension of the Railway Sidings in the Tuticorin factories. The increased expenditure under item (iv) "Buildings" was due to the necessity of repairing the extensive damage caused to buildings by the cyclone of November 1927, and that under Item (v) "Miscellaneous" was occasioned by the payment of compensation to the ex-licensees of the Muthuraghunathapatnam Factory.

CHAPTER VI.

Measures for the protection of the Revenue.

20. Appendix K shows the number of salt cases reported and the action taken on them. There was an increase of about 34.54 per cent in the number of cases reported. The increase occurs chiefly in the Chinnaganjam, Krishnapatnam, Tranquebar, Adirampatnam and Vattanam Circles and in the Salt Preventive Area under the charge of the Assistant Inspector, Coimbatore, and is due to more efficient supervision of the swamps and saline areas. It is noticeable that most of the cases, except the cases detected in the Preventive Area under the jurisdiction of the Assistant Inspector, Coimbatore, relate to the possession of spontaneous or swamp salt which indicates that the collection of swamp salt illicitly is still a temptation to certain classes and that the employment of Sub-Inspectors to supervise the work of preventive parties is amply justified. The cases reported from the Preventive Area, Coimbatore, relate, as usual, to possession of earth salt.

21. The total number of offences reported (inclusive of undetected cases and undetected scrapings) was 359 (235). The offenders were traced in 330 cases of which 302 cases were sent up for trial. Seven cases were pending with the Magistracy at the beginning of the year. Convictions were obtained in 297 cases, 4 cases resulted in acquittal and the remaining 8 cases were pending with the Magistracy at the end of the year. All cases traced related to possession of illicit salt or salt earth. The quantity of contraband salt or salt earth involved was nearly 96 maunds. The average duration of enquiry into cases by Inspectors and Assistant Inspectors was 6.19 (7.00) days.

CHAPTER VII.

Miscellaneous.

22. *Saltpetre*.—The number of licenses issued for the manufacture of crude and refined saltpetre in the calendar year 1928 was 72 against

81 in 1927. The decrease is due to the fact that in the Madura District, where 14 licenses were issued in 1927, no license was taken out in the year under review. This is ascribed partly to the ample scope for employment and the better remuneration offered to men of the Uppiliar class owing to railway construction work and partly to the cheaper selling price of saltpetre imported from other provinces in Northern India and from foreign countries. The quantity of saltpetre and educed salt produced in the year are estimated at 1,220 maunds and 1,063 maunds respectively against 913 maunds under the former and 908 maunds under the latter in the previous year. Nearly the whole of the educed salt except a quantity of 40 maunds in the Chinnaganjam Circle, which was issued for private fish curing, is reported to have passed into human consumption. No harmful effects on the health of the consumers by the use of educed salt have been reported, but in spite of this and in spite of energetic steps taken by the Departmental staff to explain the advantages of the new rules for the control of the saltpetre industry, the industry shows signs of declining in this Province. Detailed enquiries were instituted into the causes of the decline. They show (i) that the industry is unattractive owing to the very low margin of profit left to the manufacturer after paying the license fee of Rs. 15 per "work" and defraying other working expenses and that it is therefore undertaken only by the old and infirm among the Uppiliar class (ii) that the Uppiliars who are poor and illiterate are unable to compete with foreign saltpetre which is imported by sea and land and is sold by big merchants along with other commodities at a much lower price generally Rs. 65 to Rs. 75 against Rs. 75 to 85 per candy of the saltpetre produced in the Presidency and (iii) that the foreign saltpetre is preferred by the dealers as being more suitable for fire-works and blasting purposes on account of its dryness. The question of reducing the license fee from Rs. 15 to Rs. 10 per "Work" with a view to help the industry was recently examined, but the proposal was dropped as the reduction would not benefit the Uppiliars appreciably nor be likely to save the industry from extinction.

23. The revised rules for the issue of duty-free salt for industrial purposes which were brought into force from 1st October 1927 have worked smoothly and well. A quantity of 23,224 maunds was issued duty-free under the revised rules during the year 1928-29 exclusive of a quantity of 23,974 maunds issued to the Mysore Durbar for the industrial concerns in the State and nearly 17 firms or individuals in the Presidency representing six different trades and businesses availed themselves of the concession. Of the total quantity of 23,224 maunds issued, 10,700 maunds were for bleaching and dyeing cotton goods, 9,560 maunds for tanning skins and hides and the balance of 2,964 maunds were issued for other minor concerns for purposes of glazing stoneware jars and tiles manufacture of hydro-chloric acid, etc. The bond and agreement prescribed by the rules were executed in all cases prior to the issue of salt.

24. *Amenities.*—During the year, the Departmental elementary school at the Vallur factory was closed as the number of pupils on the

roll decreased considerably and the private school at the Voyalur factory was brought under the control of the Department. The Schools at the other Factories are reported to be working satisfactorily. Reading rooms have been opened in many factories in addition to Tennis and Badminton Courts for the recreation of the staff.

25. The work of the officers of the Department has been satisfactory.

C. H. MASTERMAN,
Collector of Salt Revenue, Madras.

True Copy.

W. G. BALDREY,
Secretary to the Collector of Salt Revenue, Madras.

OFFICE OF THE COLLECTOR OF SALT REVENUE,
MADRAS.

Dated 26th September, 1929.

APPENDIX A.

Statement showing the sanctioned strength of establishment as it stood on 31st March 1929.

1	ESTABLISHMENTS IN THE COLLECTOR'S AND ASSISTANT COMMISSIONERS' OFFICES.		INSPECTORS, ASSISTANT INSPECTORS AND SUB-INSPECTORS.						CIRCLE AND FACTORY ESTABLISHMENTS.						PREVENTIVE ESTABLISHMENTS.						22	23		
	Manager, Superintendents, Clerks, Typists, Record-pickers, etc. Menials.		Permanent.			Temporary.			Permanent.			Temporary.			Permanent.			Temporary.						
			4	5	6	7	8	9	10	11	12	13	14	15	16	17	18	19	20	21			Total strength.	
Strength at the beginning of the year	50	83	12	(a) 63	153	..	5	74	119	239	1,366	..	(b) 76	855	2	..	6	..	68	272	3,392	9,88,210	12	0
Sanctioned during the year	1	8	11	6	21	4,578	0	0
Abolished during the year	2	3	2	5	38	..	2	27	74	19,740	0	0
Strength at the end of the year	50	83	12	(a) 61	150	..	5	74	118	236	1,344	..	(b) 74	828	2	..	12	..	68	272	3,389	9,78,048	12	0

N.B.—The Statement includes the establishment tentatively given up on account of the abolition of brine tests but not yet surrendered.

(a) Includes one Assistant to the Travelling Inspector of Machines, not graded as an Assistant Inspector.

(b) Includes nine teachers in Salt Factory Schools.

Statement of stocks and issues of salt in

Circle.	STOCK AT THE BEGINNING OF THE YEAR INCLUDING WASTAGE TO BE WRITTEN OFF.			Received from Licenses.	RECEIVED DURING			
	Government.	Excise.	Total.		GOVERNMENT.			
					From other circles.	Gain by weighment.	Mis-cellaneous.	Total.
1	2	3	4	5	6	7	8	9
	I. Mds.	I. Mds.	I. Mds.	I. Mds.	I. Mds.	I. Mds.	I. Mds.	I. Mds.
Ganjam . . .	58,574	548,420	606,994	48,468	..	44	8	48,508
Kompada . . .	164,640	797,526	912,166	2,400	2,400
Penguduru . . .	71,422	487,580	559,002	98,416	..	14	..	98,430
Chinnaganjam . . .	389,050	101,528	490,578
Krishnapatnam . . .	20,000	666,906	686,906	288	288
Ennore	149,048	..	24	46	149,118
Madras Depot . . .	1,672,619	..	1,672,619	32	..	32
Cheyur . . .	51,276	701,422	752,698	50,784	50,784
Tiruchcheer	112,410	112,410
Adinapatnam . . .	63,780	358,670	422,450	4,610	4,610
Vattanam . . .	21,602	153,776	176,378
Tuticorin . . .	174	1,338,142	1,338,316
Total of the Presidency.	2,533,137	5,090,978	7,624,115	347,714	..	114	342	349,170
Imports—								
Duty-paid
Duty-bearing
GRAND TOTAL . . .	2,533,137	5,090,978	7,624,115	347,714	..	114	342	349,170

DIX B.

the Presidency of Madras in 1928-29.

THE YEAR.					TOTAL IN HAND AND RECEIVED.		
EXCISE.				Grand Total. Govt. and Excise.	Government.	Excise.	Total.
Received from Licenses.	Gain by weigh- ment.	Miscella- neous.	Total.				
10	11	12	13	14	15	16	17
I. Mds.	I. Mds.	I. Mds.	I. Mds.	I. Mds.	I. Mds.	I. Mds.	I. Mds.
293,814	88	800	294,652	843,160	107,082	848,072	950,154
1,228,840	88	22	1,228,700	1,231,100	187,040	1,968,226	2,148,266
877,884	112	154	878,150	976,680	170,212	1,966,870	1,535,588
969,408	296	206	969,910	969,910	389,050	1,071,436	1,460,486
1,368,484	100	698	1,369,282	1,369,570	20,288	1,925,588	1,945,876
..	143,118	143,118	..	143,118
..	32	1,672,651	..	1,672,651
1,160,916	62	222	1,161,210	1,201,994	102,060	1,852,632	1,954,692
427,616	44	10	427,670	427,670	13,200	527,080	540,280
781,464	82	212	781,758	786,368	69,890	1,140,428	1,208,318
805,448	805,448	805,448	21,602	459,224	480,328
4,356,054	544	630	4,357,418	4,357,418	174	5,690,560	5,690,734
11,749,728	1,316	3,154	11,754,198	12,102,368	2,894,867	16,831,618	19,726,488
..	1,547,562	1,547,562
..	2,920	2,920
11,749,728	1,316	3,154	11,754,198	13,652,850	2,894,867	16,831,616	21,276,965

Statement of stocks and issues of salt in

Circle.	EXPENDED DURING							
	GOVERNMENT.							Home and Inland consump- tion.
	Home and Inland consump- tion.	Fisher- ies Dept.	Sold to French Govt.	Sent to other Circles.	Mis- cel- lancous.	Wast- age written off.	Total.	
18	19	20	21	22	23	24	25	
	I. Mds.	I. Mds.	I. Mds.	I. Mds.	I. Mds.	I. Mds.	I. Mds.	I. Mds.
Ganjam . . .	74,476	3,192	5,154	82,822	584,872
Naupada . . .	166,190	744	16,719	183,652	1,583,072
Panuguduru . . .	121,800	4,660	1,080	13,090	140,130	758,306
Chinnaganjam . . .	246,878	844	32,634	280,154	663,233
Krishnapatnam . . .	4,902	2,188	7,090	1,135,040
Ennore . . .	97,960	416	98,376	..
Madras Depot . . .	929,954	6,110	2,630	..	22,080	83,889	1,044,463	..
Cheyur	46,080	1,972	48,052	980,064
Tanquebar	13,200	13,200	425,069
Adirampatnam . . .	22,382	10,054	82,436	809,090
Vattanam . . .	18,898	700	2,004	21,802	192,008
Tuticorin	174	174	2,481,664
Total of the Presi- dency.	1,682,738	15,406	62,990	..	22,924	168,093	1,952,151	9,612,418
Imports—								
Duty-paid
Duty-bearing
GRAND TOTAL . . .	1,682,738	15,406	62,990	..	22,924	168,093	1,952,151	9,612,418

DIX B—contd.

the Presidency of Madras in 1928-29—contd.

THE YEAR.					Total Expended Govt. and Excise.	BALANCE IN HAND INCLUD- ING WASTAGE TO BE WRITTEN OFF.		
Excise.						Government.	Excise.	Total.
Fishes Dept.	Export by sea.	Miscella- neous.	Wastege written off.	Total.				
26	27	28	29	30	31	32	33	34
I. Mds.	I. Mds.	I. Mds.	I. Mds.	I. Mds.	I. Mds.	I. Mds.	I. Mds.	I. Mds.
..	86,840	621,712	704,534	24,260	221,360	245,620
1,809	70,404	1,654,776	1,838,428	3,368	801,450	304,838
..	..	54	46,202	804,562	944,692	30,082	500,808	590,890
..	..	1,100	24,005	688,338	968,492	108,896	888,098	401,904
2,820	..	840	131,416	1,269,616	1,276,706	18,196	655,972	669,170
..	98,376	44,742	..	44,742
..	1,044,463	628,183	..	628,183
300	..	12,386	55,230	1,047,980	1,096,032	54,008	804,652	858,660
756	..	1,590	12,844	440,259	453,459	..	86,821	86,821
2,918	..	186	25,797	837,991	870,427	35,954	302,437	338,891
1,702	10,192	208,902	225,504	..	255,322	255,322
275,732	243,228	250,770	68,608	3,319,997	3,320,171	..	2,370,563	2,370,563
285,528	243,228	266,426	481,533	10,889,133	12,841,284	942,716	5,942,483	6,885,199
..	1,547,562
..	2,920
285,528	243,228	266,426	481,533	10,889,133	14,391,766	942,716	5,942,483	6,885,199

ENCLOSURE TO

Stocks and issues of salt of all kinds excluding

Years.	IN HAND AT BEGINNING OF THE YEAR.			
	Government salt.	Excise salt.	Imported salt.	Total.
	1	2	3	4
	I. Mds.	I. Mds.	L. Mds.	I. Mds.
1924-1925	8,491,468	6,568,352	..	10,059,816
1925-1926	8,729,539	5,121,427	..	7,850,966
1926-1927	1,644,738	3,030,708	..	4,675,446
1927-1928	2,453,807	3,372,485	..	5,826,292
1928-1929	2,467,980	4,920,900	..	7,468,880

Years.	ISSUES.			
	For home and inland consumption.	For Salt-curing.	Miscellaneous.	To French Government.
	14	15	16	17
	I. Mds.	I. Mds.	I. Mds.	I. Mds.
1924-1925	13,759,475	345,900	69,909	86,352
1925-1926	12,464,707	255,898	73,143	62,510
1926-1927	12,449,920	141,104	71,436	64,316
1927-1928	12,631,724	221,584	62,625	61,910
1928-1929	12,845,638	300,934	56,546	62,990

APPENDIX B.

wastages for the five years ending 1923-29.

RECEIPTS.				TOTAL IN HAND AND RECEIVED.			
Government salt.	Excise salt.	Imported salt.	Total.	Government salt.	Excise salt.	Imported salt.	Total.
6	7	8	9	10	11	12	13
I. Mds.	I. Mds.	I. Mds.	I. Mds.	I. Mds.	I. Mds.	I. Mds.	I. Mds.
1,953,974	9,123,403	2,199,678	13,277,055	5,445,437	15,691,755	2,199,678	23,336,870
1,484,184	7,808,036	1,896,971	11,179,191	4,213,723	12,629,463	1,896,971	19,660,157
3,106,582	10,338,366	1,775,015	15,219,963	4,751,320	13,368,978	1,775,015	19,895,313
2,646,716	12,518,804	1,539,254	16,104,774	4,500,523	15,891,239	1,539,254	21,921,016
348,170	11,754,198	1,550,422	13,652,850	2,330,150	16,675,098	1,550,422	21,061,750

BALANCE AT END OF THE YEAR, EXCLUSIVE OF WASTAGES WRITTEN OFF OR ASCERTAINED WITHIN THE YEAR.					
For export inclusive of exports by land to Travancore.	Total.	Government salt.	Excise salt.	Imported salt.	Total.
18	19	20	21	22	23
I. Mds.	I. Mds.	I. Mds.	I. Mds.		I. Mds.
459,546	14,700,572	2,729,539	5,121,427	--	7,850,966
686,624	12,742,877	1,644,733	3,030,708	--	4,675,441
893,400	12,438,826	1,433,207	3,372,435	--	5,836,242
763,068	13,940,911	2,437,960	4,920,900	--	7,408,860
475,712	12,742,140	905,454	5,796,594	--	6,702,048

APPENDIX C.

Statement showing duty-paid and duty-bearing salt imported by sea and land into the Madras Presidency in 1928-29.

District.	Port.	AS PER MANIFESTS FROM		Total as per manifests.	WASTAGE DISCOVERED.		Actual quantity imported.
		Ports in the Bombay Presidency.	Other countries.		Quantity.	Centage.	
1	2	3	4	5	6	7	8
		I. Mds.	I. Mds.	I. Mds.	I. Mds.		I. Mds.
<i>Duty-paid imports by sea.</i>							
Madras	Madras	837	..	837	837
South Kanara	Baindur	14,288	..	14,288	96	0.67	14,192
	Coondapoor	83,992	..	83,992	208	0.60	83,794
	Hangarakotta	20,160	..	20,160	50	0.25	20,110
	Malpe	50,159	..	50,159	212	0.42	49,947
	Mulki	8,578	..	8,578	78	0.91	8,500
	Mangalore	227,387	..	227,387	6,274	2.76	221,113
	Total	854,571	..	854,571	6,913	1.95	847,658
Malabar	Cannanore	88,135	..	88,135	269	0.31	87,866
	Tellicherry	60,881	..	60,881	1,333	2.19	59,548
	Badagara	61,224	..	61,224	850	1.39	60,374
	Calland	10,080	..	10,080	647	6.42	9,433
	Calicut	898,473	..	898,473	10,024	1.12	888,449
	KaBayl	400	..	400	7	1.75	393
	Ponnani	251,679	..	251,679	1,823	0.53	250,856
	Cochin	90	..	90	90
	Total	865,962	..	865,962	14,453	1.67	851,509
	Total, duty-paid.	1,221,870	..	1,221,870	21,366	1.75	1,200,004
<i>Duty-paid imports by rail.</i>							
	Duty-paid imports from Bombay and Goa.	247,558
<i>Duty-bearing imports by sea.</i>							
Madras	Madras	..	2,878	2,878	2,878
Tianevelly	Tuticoria	..	15	15	15
Malabar	Calicut, Cochim and Tellicherry	..	27	27	27
	Total	..	(a)2,920	(a)2,920	(a)2,920
	GRAND TOTAL	1,221,870	2,920	1,224,790	21,366	..	1,550,463

	Mds.
(a) United Kingdom	2,812
Victoria	90
Netherlands	3
Straits Settlements	3
United States of America	3
Java, Ceylon and China	1

Total 2,920

APPENDIX D.

Statement showing the quantities of Excise—manufactured Salt sold in the Presidency

Circle.	Factories.	UNDER 1 ANNA.		FROM 1 ANNA TO 1 ANNA 11 PIES.	
		I. Mds.	Amount.	I. Mds.	Amount.
		3	4	5	6
			Rs. A. P.		Rs. A. P.
Ganjam	1. Ganjam
	2. Gokurkudda
	3. Sumadi
	4. Pundl
	TOTAL
Naupada	5. Bhavanapada
	6. Mulapeta	14,250	1,395 2 4
	7. Naupada	40,054	3,389 11 4
	8. Badjanapara	9,800	1,148 7 0
	9. Calingapatam
	10. Konada
	11. Bimlipatam
	TOTAL	64,106	5,882 4 8
Ponnaguduru	12. Balacheruvu
	13. Polavaram
	14. Jagannaickpur
	15. Ponnaguduru
	16. Gurusnapalli
	TOTAL
Chinnaganjam	17. Pandraka
	18. Manginapudi
	19. Chinnaganjam North	2,180	221 13 0
	20. Chinnaganjam South	2,132	199 14 0
	21. Kaunparti	6,558	609 9 6
	TOTAL	10,970	1,034 4 6
Krishnapatnam	22. Pakala	27,046	2,483 2 0
	23. Iskapalli	120,094	11,343 3 0
	24. Krishnapatnam East	488	39 8 0
	25. Krishnapatnam West	883	55 8 0
	26. Tada
	TOTAL	149,416	13,921 5 0

DIX D-

of Madras and the wholesale prices realized for it by the licensees in 1928-29-

FROM 2 ANNAS TO 2 ANNAS 11 PIES.			FROM 3 ANNAS TO 3 ANNAS 11 PIES.			FROM 4 ANNAS TO 4 ANNAS 11 PIES.			FROM 5 ANNAS TO 5 ANNAS 11 PIES.		
I. Mds.	Amount.		I. Mds.	Amount.		I. Mds.	Amount.		I. Mds.	Amount.	
7	8		9	10		11	12		13	14	
..	Rs.	A. P.	22,972	Rs.	A. P.	65,148	Rs.	A. P.	71,796	Rs.	A. P.
884	136	2 0	53,772	11,713	8 0	16,230	4,291	4 0
23,000	4,072	14 8	12,210	2,629	7 8	43,964	12,257	4 4	30,346	10,062	15 2
59,000	9,403	2 0	81,968	17,025	4 0	54,404	13,601	0 0
82,884	13,614	2 8	170,922	36,050	3 8	179,746	46,460	1 4	102,142	32,658	1 2
92,000	2,750	0 0	137,658	23,094	7 0
231,170	35,496	2 0	241,204	47,580	13 8	176,262	49,402	5 3
139,720	21,722	11 8	281,410	59,509	8 9	42,944	10,932	7 3
35,460	5,596	11 6	41,560	9,133	4 9	8,400	2,212	3 0
..
..
..	74	18	8 0	2,164	696	14 0
423,350	65,565	9 2	701,892	1,44,292	13 2	227,680	62,565	12 6	2,164	696	14 0
..	1,100	239	10 0	117,226	31,156	13 6	76,600	24,799	12 0
..	1,142	323	13 6	1,206	376	14 0
..	6,314	1,512	11 8	87,404	29,248	5 3
..	111,194	21,735	7 0	44,302	11,519	12 0	33,554	11,130	13 0
15,742	2,459	11 0	151,898	31,218	0 9	65,222	18,110	12 0	2,056	706	12 0
15,742	2,459	11 0	270,506	54,705	12 8	227,892	61,116	3 0	200,820	66,257	3 3
..	7,058	1,323	6 0	29,010	7,286	3 0	35,742	11,169	6 6
..	7,208	1,811	6 0	59,079	18,587	4 0
42,564	5,668	8 0	105,172	19,604	13 0	3,250	812	8 0
72,214	10,153	0 6	111,588	22,096	7 0	15,072	3,768	0 0
78,904	10,711	3 6	13,623	2,546	3 0
191,772	26,472	12 0	237,346	45,770	13 0	54,540	13,673	1 0	94,812	29,756	10
287,998	37,817	9 0	88,440	16,582	8 0	16,826	4,206	8 0
104,704	14,870	12 0	4,192	786	0 0
136,062	20,549	5 6	32,038	6,042	9 0	5,543	1,387	0 0
171,002	24,861	9 0	17,986	3,464	4 6	80	20	0 0
..	53,980	11,058	12 0	61,768	15,442	0 0
699,766	97,796	3 6	201,636	37,984	1 0	84,222	21,065	8 0

Statement showing the quantities of Excise—manufactured Salt sold in the Presidency

Circle.	Factories.	UNDER 1 ANNA.		FROM 1 ANNA TO 1 ANNA 11 PIRS.	
		I. Mds.	Amount.	I. Mds.	Amount.
1	2	3	4	5	6
			Rs. A. P.		Rs. A. P.
Cheyur	27. Covelong	386	17 8 10	600	62 8 0
	28. Cheyur
	29. Chunampet
	30. Markkanam (a)	248	11 10 0	22,262	2,129 8 8
	31. Karambalam (b)	46	2 2 6	10,144	973 0 0
	TOTAL	680	31 0 4	33,006	3,164 11 8
Tranquebar	32. Cuddalore
	33. Manambadi
	34. Neldavasal	168	14 10 0
	35. Tranquebar
	36. Negapatam
	TOTAL	168	14 10 0
Adirampatnam	37. Vedaranniyam	202,767	17,668 13 8
	38. Thambikkottai
	39. Adirampatnam	240	22 8 0
	40. Adirampatnam Extension
	41. Kattumavadi
	TOTAL	203,007	17,686 5 8
Vattanam	42. Theethandathanam
	43. Vattanam
	44. Manakkudi
	45. Morekolam
		TOTAL
Tuticovin	46. Veppalodai
	47. Arasadi	7,322	577 1 0
	48. Levingeputam	2(c)	..	440	33 12 0
	49. Sevandakolam
	50. Karapad	629	9 11 0	850	21 14 0
	51. Urani	100	8 6 0
	52. Kayalpatnam
	53. Arumuganeri
	54. Keeranur
	55. Kulasekarapatnam
	TOTAL	622	9 11 0	8,212	642 1 0
	GRAND TOTAL	1,302	40 11 4	468,895	42,345 10 6

(a) Platforms III to VIII. (b) Includg Mark kanam Platforms I and II.

DIX D—contd.

of Madras and the wholesale prices realized for it by the licensees in 1928-29.

FROM 2 ANNAS TO 2 ANNAS 11 PIES.		FROM 3 ANNAS TO 3 ANNAS 11 PIES.		FROM 4 ANNAS TO 4 ANNAS 11 PIES.		FROM 5 ANNAS TO 5 ANNAS 11 PIES.	
I. Mds.	Amount.	I. Mds.	Amount.	I. Mds.	Amount.	I. Mds.	Amount.
7	8	9	10	11	12	13	14
	Rs. A. P.		Rs. A. P.		Rs. A. P.		Rs. A. P.
50,628	8,200 12 2	928,470	65,568 12 10	8,152	800 8 0
82,122	5,459 8 0	80,414	16,857 2 0	5,354	1,338 8 0
5,172	818 14 0	121,188	25,476 18 0	116,804	30,077 8 0
144,270	18,885 8 8	1,448	271 8 0
87,272	7,568 4 2
289,464	40,922 4 10	531,514	1,08,174 8 10	125,400	32,216 8 0
..	4,286	1,205 7 0	63,036	20,006 5 8
..
500	78 12 0	2,006	429 11 0	48,546	12,269 0 0	59,036	18,789 10 8
..	19,064	4,766 0 0	28,432	6,885 0 8
..	103,910	25,977 8 0	4,238	1,324 6 0
690	78 12 0	2,006	429 11 0	175,806	44,217 15 0	155,641	48,955 5 8
200,764	26,325 10 0	576	119 12 0	780	195 0 0
..	..	117,814	25,771 18 0	48	12 0 0
89,469	6,111 18 8	24,460	4,586 4 0
72,024	11,116 4 0	99,658	18,685 14 0
..	43,582	12,156 6 0	6,908	2,158 12 0
812,257	43,553 11 8	242,508	49,163 11 0	44,410	12,363 6 0	6,908	2,158 12 0
..	..	8,048	1,671 9 0	42,014	10,508 8 0
700	109 6 0	77,346	16,919 7 0
..	..	13,026	2,721 11 0	324	81 0 0
..	50,550	17,376 9 0
700	109 6 0	98,420	21,812 11 0	42,338	10,584 8 0	50,550	17,376 9 0
..	..	18,300	3,431 4 0
58,280	7,278 12 0	18,000	3,375 0 0	1,200	800 0 0
50,984	8,023 4 6	170,272	33,078 4 6	21,658	5,414 8 0
123,708	18,813 9 6	819,686	64,301 8 0	190,124	47,584 2 0
26,262	4,256 13 6	128,578	25,158 2 0	154,706	38,701 8 0
800	81 4 0	878,202	76,847 11 0	114,520	28,630 0 0	500	156 4 8
..	..	58,392	11,406 4 0	191,020	49,214 5 0
..	..	17,218	2,534 0 0	230,392	71,666 5 0	8,660	2,708 4 8
1,580	240 10 0	16,836	3,388 15 6	96,652	24,901 18 0	1,480	467 18 8
..	..	400	5 0 0	25,120	6,280 0 0
260,914	38,144 5 6	1,125,884	2,24,590 15 0	1,075,392	2,72,692 9 0	10,640	3,530 7 6
2,282,439	3,28,714 13 11	3,582,634	7,22,424 15 4	2,237,426	5,76,970 2 10	623,677	3,01,190 4 0

(c) Represents 2 mds. (duty-paid) salt sent to Calcutta as a sample.

Statement showing the quantities of Excise-manufactured Salt sold in the Presidency

Circle.	Factories.	FROM 6 ANNAS TO 6 ANNAS 11 PIES.		FROM 7 ANNAS TO 7 ANNAS 11 PIES.	
		I. Mds.	Amount.	I. Mds.	Amount.
		15	16	17	18
Ganjam	1. Ganjam	Rs. A. P.	82,494	14,216 2 0
	2. Gokurkudda
	3. Sumadi	8,890	8,525 12 6	1,752	803 0 0
	4. Pundi
	TOTAL	8,890	3,525 12 6	84,246	15,019 2 0
Naupada	5. Bhavanapadu
	6. Mulapeta
	7. Naupada
	8. Badjanapara
	9. Callagapatam	25,128	10,024 18 0
	10. Konada	236	103 4 0
	11. Blimpitam	32,062	14,711 11 0	1,844	809 0 0
TOTAL	64,190	24,736 8 0	2,080	912 4 0	
Ponnaguduru	12. Balacheruvu	24,910	9,942 18 0	100	43 12 0
	13. Polavaram	2,524	1,104 4 0
	14. Jagannaickpur	6,756	2,702 18 0	5,652	2,668 8 0
	15. Ponnaguduru
	16. Gurusnapalli
	TOTAL	31,666	12,645 10 0	8,276	3,816 8 0
Chinnaganjam	17. Pandraka	3,604	1,351 8 0
	18. Manginapudi	63,743	25,910 15 11	1,144	500 8 0
	19. Chinnaganjam North
	20. Chinnaganjam South
	21. Kauparti
TOTAL	72,347	27,262 7 11	1,144	500 8 0	
Krishnapatnam	22. Pakala
	23. Iskapalli
	24. Krishnapatnam East
	25. Krishnapatnam West
	26. Tada
TOTAL	

DIX D—contd.

of Madras and the wholesale prices realized for it by the licensees in 1928-29.

FROM 8 ANNAS TO 8 ANNAS 11 PIRS.		FROM 9 ANNAS AND UPWARDS.		TOTAL.		Average 1928-29.	Average 1927-28.	Serial No.
I. Mds.	Amount.	J. Mds.	Amount.	I. Mds.	Average.			
19	20	21	22	23	24	25	26	27
	Rs. A. P.		Rs. A. P.		Rs. A. P.	Rs. A. P.	Rs. A. P.	
..	102,410	57,823 13 0	0 4 9	0 4 2	1
..	70,886	16,142 14 0	0 8 8	0 4 2	2
6,042	3,146 14 0	126,204	36,498 4 4	0 4 8	0 8 8	3
..	195,372	40,029 6 0	0 3 8	0 3 6	4
6,042	3,146 14 0	584,872	1,50,494 5 4	0 4 1	0 3 10	
..	159,658	30,814 7 0	0 3 1	0 2 11	5
..	662,946	1,33,874 7 3	0 3 3	0 3 3	6
..	504,130	95,503 2 0	0 3 0	0 3 2	7
..	95,220	18,095 15 3	0 3 0	..	8
28,542	13,421 0 0	3,616	2,260 0 0	55,586	25,705 13 0	0 7 5	..	9
1,812	920 8 6	48,126	30,566 7 6	50,174	31,560 4 0	0 10 1	0 6 3	10
12,214	6,107 0 0	55,358	22,343 1 0	0 6 5	0 5 4	11
40,868	20,448 8 6	51,742	32,326 7 6	1,538,072	3,57,927 1 6	0 3 7	0 3 5	
..	219,936	66,182 12 6	0 4 10	0 5 9	12
..	4,872	1,809 15 6	0 6 11	0 7 0	13
2,368	1,233 6 4	1,036	604 5 4	109,530	37,964 12 0	0 5 7	0 4 10	14
..	189,050	44,366 0 0	0 3 9	0 3 9	15
..	234,918	52,495 3 0	0 3 7	3 2	16
2,368	1,233 5 4	1,036	604 5 4	758 306	2,02,338 11 0	0 4 3	0 4 4	
..	75,414	21,130 7 0	0 4 6	0 3 8	17
302	151 0 0	136,487	46,961 1 11	0 5 6	0 4 5	18
..	153,166	26,450 10 0	0 2 9	..	19
..	201,006	36,217 5 6	0 2 11	0 3 0	20
..	97,180	13,867 0 0	0 2 3	0 2 7	21
302	151 0 0	643,233	1,44,626 8 5	0 3 5	0 3 7	
..	430,310	61,089 11 0	0 2 4	0 2 10	22
..	229,890	26,699 15 0	0 1 10	0 2 3	23
..	174,136	23,018 6 6	0 2 7	0 2 7	24
..	189,956	28,401 5 0	0 2 5	0 2 6	25
..	120,748	26,500 12 0	0 3 6	0 3 8	26
..	1,135,040	1,70,710 1 6	0 2 5	0 2 9	

Statement showing the quantities of Excise—manufactured Salt sold in the Presidency

Circs.	Factories.	FROM 6 ANNAS TO 6 ANNAS 11 PERS.		FROM 7 ANNAS TO 7 ANNAS 11 PERS.	
		I. Mds.	Amount.	I. Mds.	Amount.
		15	16	17	18
			Rs. A. P.		Rs. A. P.
Cheyur	27. Covelong
	28. Cheyur
	29. Chumampet
	30. Markkanam (a)
	31. Karambalam (b)
	TOTAL
Tranquebar.	32. Cuddalore	35,482	14,296 4 0	300	131 4 0
	33. Manambadi	1,826	741 0 0	45,784	20,474 4 0
	34. Noidavasal	4,274	1,602 12 0
	35. Tranquebar	1,322	495 12 0
	36. Negapatam	920	345 0 0
	TOTAL	43,824	17,480 12 0	47,084	20,605 8 0
Adirampatnam	37. Vedaranniyam
	38. Thambikkottai
	39. Adirampatnam
	40. Adirampatnam Extension
	41. Kattumavadi
	TOTAL
Vattanam	42. Theethandathanam
	43. Vattanam
	44. Manakkudi
	45. Morekolam
		TOTAL
Tamil	46. Veppalodal
	47. Arasadi
	48. Levingepuram
	49. Sevandiakolam
	50. Karapad
	51. Uram
	52. Kayalpatnam
	53. Arumaganeri
	54. Kozhanur
	55. Kuissekarapatnam
		TOTAL
	GRAND TOTAL	220,917	85,651 2 5	92,780	40,853 9 0

Plat forms III to VIII.
Includes Markkanam plat forms I and II.

DIX D—contd.

of Madras and the wholesale prices realized for it by the licensees in 1928-29.

FROM 8 ANNAS TO 8 ANNAS 11 PIES.		FROM 9 ANNAS AND UPWARDS.		TOTAL.		Average 1928-29.	Average 1927-28.	Serial No.
I. Mds. 19	Amount. 20	I. Mds. 21	Amount. 22	I. Mds. 23	Average. 24			
	Rs. A. P.		Rs. A. P.		Rs. A. P.	Rs. A. P.	Rs. A. P.	
..	983,236	74,649 12 10	0 3 1	0 3 0	27
..	117,890	23,654 13 0	0 3 8	0 3 1	28
..	243,248	56,367 14 0	0 3 8	0 3 8	29
..	166,228	21,297 9 2	0 2 0	0 2 1	30
..	67,462	8,538 6 8	0 2 0	..	31
..	980,064	1,84,508 7 8	0 3 0	0 3 0	
..	103,103	35,639 4 8	0 5 6	0 6 0	32
..	43,580	21,215 4 0	0 7 0	0 7 1	33
..	115,520	33,129 7 0	0 4 7	0 5 5	34
..	48,818	14,146 12 0	0 4 8	0 4 9	35
..	109,068	27,645 14 0	0 4 1	0 4 2	36
..	425,069	1,31,777 9 8	0 5 0	0 5 4	
..	404,887	44,304 3 8	0 1 9	0 1 8	37
..	117,862	25,788 13 0	0 3 6	0 3 4	38
..	64,169	10,720 9 3	0 2 8	0 2 8	39
..	171,682	29,802 2 0	0 2 9	0 2 10	40
..	50,490	14,315 2 0	0 4 6	..	41
..	809,090	1,24,925 13 11	0 2 6	0 2 8	
..	50,062	12,175 1 0	0 3 11	0 3 11	42
..	78,046	17,028 13 0	0 3 6	0 3 2	43
..	18,350	2,802 11 0	0 3 4	..	44
..	50,550	17,376 9 0	0 5 6	0 5 6	45
..	192,008	49,383 2 0	0 4 1	0 4 1	
..	18,300	3,431 4 0	0 3 0	0 3 9	46
..	84,762	11,530 13 0	0 2 2	0 2 2	47
..	243,306	46,549 13 0	0 3 1	0 3 5	48
..	633,518	1,30,199 1 5	0 3 4	0 3 5	49
..	310,516	68,143 0 6	0 3 6	0 3 6	50
..	493,522	1,05,674 9 0	0 3 5	0 3 6	51
..	249,412	60,620 9 0	0 3 11	0 3 5	52
..	306,270	77,906 9 0	0 4 1	0 3 8	53
..	116,548	28,999 6 0	0 4 0	0 3 5	54
..	25,520	6,355 0 0	0 4 0	0 3 5	55
..	2,481,564	5,39,410 1 0	0 3 6	0 3 5	
49,680	24,379 11 10	62,778	33,430 12 10	9,612,418	20,56,601 14 0	0 3 5	0 3 6	

APPENDIX E.

Statement showing the maximum, minimum and average price of Government Salt sold in the several factories and extensions and the amount realised in 1928-29.

Government factories and extensions.	Year.	Quantity of salt sold.	Amount realised.			Maximum.			Minimum.			Average.		
			Mds.	Rs.	A. P.	Rs.	A. P.	Rs.	A. P.	Rs.	A. P.			
Ganjam	1928-29	29,330	7,332	8 0	0 4 0	0 4 0	0 4 0	0 4 0	0 4 0	0 4 0	0 4 0	0 4 0		
	1927-28													
Gokurkudda	1928-29	11,732	2,566	0 0	0 3 6	0 3 6	0 3 6	0 3 6	0 3 6	0 3 6	0 3 6	0 3 6		
	1927-28	5,588	1,364	14 0	0 4 0	0 3 6	0 3 6	0 3 6	0 3 6	0 3 6	0 3 6	0 3 6		
Sumadi	1928-29	6,896	1,979	4 0	0 5 0	0 4 6	0 4 6	0 4 6	0 4 6	0 4 6	0 4 6	0 4 6		
	1927-28	5,236	1,311	4 0	0 5 0	0 4 0	0 4 0	0 4 0	0 4 0	0 4 0	0 4 0	0 4 0		
Fundi	1928-29	26,518	4,719	0 6	0 3 6	0 2 6	0 2 6	0 2 6	0 2 6	0 2 6	0 2 6	0 2 6		
	1927-28													
Mulapeta	1928-29	78,592	13,637	8 0	0 3 6	0 2 0	0 2 0	0 2 0	0 2 0	0 2 0	0 2 0	0 2 0		
	1927-28	6,712	1,409	8 0	0 3 6	0 2 0	0 2 0	0 2 0	0 2 0	0 2 0	0 2 0	0 2 0		
Naupada	1928-29	10,000	1,050	0 0	0 3 0	0 1 6	0 1 6	0 1 6	0 1 6	0 1 6	0 1 6	0 1 6		
	1927-28	9,984	936	0 0	0 3 6	0 1 6	0 1 6	0 1 6	0 1 6	0 1 6	0 1 6	0 1 6		
Badjanapara	1927-28	62,614	20,658	8 0	0 4 0	0 4 0	0 4 0	0 4 0	0 4 0	0 4 0	0 4 0	0 4 0		
Calingapatam	1928-29	177,502	34,096	8 0	0 12 0	0 4 0	0 4 0	0 4 0	0 4 0	0 4 0	0 4 0	0 4 0		
	1927-28	160	37	8 0	0 3 0	0 4 0	0 4 0	0 4 0	0 4 0	0 4 0	0 4 0	0 4 0		
Balachervu	1927-28	18,746	5,769	4 0	0 5 0	0 4 0	0 4 0	0 4 0	0 4 0	0 4 0	0 4 0	0 4 0		
Polvaram	1928-29	90,292	31,241	10 8	0 7 0	0 4 0	0 4 0	0 4 0	0 4 0	0 4 0	0 4 0	0 4 0		
	1927-28	65,114	27,589	12 7	0 7 0	0 4 0	0 4 0	0 4 0	0 4 0	0 4 0	0 4 0	0 4 0		
Guruzanpalli	1928-29	40,858	9,954	4 0	0 5 0	0 2 6	0 2 6	0 2 6	0 2 6	0 2 6	0 2 6	0 2 6		
	1927-28	280	76	4 0	0 5 0	0 4 0	0 4 0	0 4 0	0 4 0	0 4 0	0 4 0	0 4 0		
Chinnaganjam North	1928-29	(a)168,842	29,444	14 0	0 3 6	0 1 6	0 1 6	0 1 6	0 1 6	0 1 6	0 1 6	0 1 6		
	1927-28	183,577	29,425	1 6	0 4 0	0 2 0	0 2 0	0 2 0	0 2 0	0 2 0	0 2 0	0 2 0		
Chinnaganjam South	1928-29	(b)82,242	14,703	9 0	0 3 6	0 1 6	0 1 6	0 1 6	0 1 6	0 1 6	0 1 6	0 1 6		
	1927-28	42,806	6,987	6 6	0 4 0	0 2 0	0 2 0	0 2 0	0 2 0	0 2 0	0 2 0	0 2 0		
Kanuparti	1928-29	1,436	29	14 8	0 0 4	0 0 4	0 0 4	0 0 4	0 0 4	0 0 4	0 0 4	0 0 4		
	1927-28	2,250	46	14 0	0 0 4	0 0 4	0 0 4	0 0 4	0 0 4	0 0 4	0 0 4	0 0 4		
Lakapalli	1928-29	4,902	612	12 0	0 2 0	0 2 0	0 2 0	0 2 0	0 2 0	0 2 0	0 2 0	0 2 0		
	1927-28	784	136	4 0	0 2 0	0 2 0	0 2 0	0 2 0	0 2 0	0 2 0	0 2 0	0 2 0		
Voyalur	1928-29	(c)9,600	1,800	0 0	0 3 0	0 3 0	0 3 0	0 3 0	0 3 0	0 3 0	0 3 0	0 3 0		
	1927-28													
Vaipur	1928-29	90,160	16,006	0 0	0 3 0	0 3 0	0 3 0	0 3 0	0 3 0	0 3 0	0 3 0	0 3 0		
	1927-28													
Madras Deptt	1928-29	(d)952,034	3,00,475	7 6	0 5 6	0 4 6	0 4 6	0 4 6	0 4 6	0 4 6	0 4 6	0 4 6		
	1927-28	989,656	3,33,376	4 4	0 5 7	0 5 6	0 5 6	0 5 6	0 5 6	0 5 6	0 5 6	0 5 6		
Vedaranniyam	1928-29	85,386	2,743	2 6	0 2 6	0 1 0	0 1 0	0 1 0	0 1 0	0 1 0	0 1 0	0 1 0		
	1927-28													
Athirampattam	1927-28	41,542	9,616	14 0	0 0 0	0 2 6	0 2 6	0 2 6	0 2 6	0 2 6	0 2 6	0 2 6		
	1928-29	23,362	6,621	13 0	0 5 0	0 4 6	0 4 6	0 4 6	0 4 6	0 4 6	0 4 6	0 4 6		
Kottunavadi	1927-28	69,290	19,567	12 0	0 5 0	0 4 6	0 4 6	0 4 6	0 4 6	0 4 6	0 4 6	0 4 6		
	1928-29	18,898	5,315	1 0	0 4 6	0 4 6	0 4 6	0 4 6	0 4 6	0 4 6	0 4 6	0 4 6		
Masakhudi	1927-28	23,576	8,037	0 0	0 4 6	0 4 6	0 4 6	0 4 6	0 4 6	0 4 6	0 4 6	0 4 6		
	1928-29													
Muthuraghunathapatnam	1927-28	16	4	0 0	0 4 0	0 4 0	0 4 0	0 4 0	0 4 0	0 4 0	0 4 0	0 4 0		
	1928-29													
Levingapuram	1927-28	153	24	6 0	0 2 6	0 2 6	0 2 6	0 2 6	0 2 6	0 2 6	0 2 6	0 2 6		
	1928-29													
Sevandakulam	1927-28	4,148	624	5 0	0 2 6	0 2 0	0 2 0	0 2 0	0 2 0	0 2 0	0 2 0	0 2 0		
	1928-29													
Karapad	1927-28	10,692	1,432	13 0	0 2 6	0 2 0	0 2 0	0 2 0	0 2 0	0 2 0	0 2 0	0 2 0		
	1928-29													
Urami	1927-28	23,278	2,832	4 0	0 2 6	0 2 0	0 2 0	0 2 0	0 2 0	0 2 0	0 2 0	0 2 0		
	1928-29													
Kottavur	1927-28	23,620	2,997	2 4	0 2 0	0 1 1	0 1 1	0 1 1	0 1 1	0 1 1	0 1 1	0 1 1		
	1928-29													
Total	1928-29	(c)1,707,462	4,58,806	8 2		
	1927-28	1,723,901	5,20,506	15 0		

(a) Includes 520 mds. issued for industrial purposes.

(b) Includes 324 mds. issued for industrial purposes.

(c) Includes 1,800 mds. removed in April 1929 the cost price of which was realised in March 1929.

(d) Includes 22,080 mds. issued for industrial purposes.

APPENDIX F.

Statement showing the average annual price of salt in seers of 80 tolas per rupee at the headquarter stations of the several districts during the three years ending with 1928-29.

Districts.	1926-27.	1927-28.	1928-29.
1. Ganjam	12-00	15-29	15-60
2. Vizagapatam	10-54	13-08	15-24
3. Godavari East	16-68	19-20	19-20
4. Kistna	18-47	16-24	16-80
5. Guntur	15-02	15-02	16-14
6. Kurnool	14-56	13-61	12-59
7. Bellary	13-71	13-08	11-15
8. Anantapur	12-66	12-01	13-08
9. Cuddapah	14-02	15-31	16-36
10. Nellore	19-08	18-60	18-08
11. Madras	20-19	20-52	20-67
12. Chingleput	21-79	21-81	20-66
13. South Arcot	16-09	16-34	16-34
14. Chittoor	16-29	15-74	17-06
15. North Arcot	18-23	18-04	18-21
16. Salem	14-97	14-01	15-07
17. Coimbatore	16-42	16-43	16-42
18. Trichinopoly	16-20	16-20	16-20
19. Tanjore	16-20	16-20	16-20
20. Madurai	16-45	16-35	18-09
21. Tirunelveli	21-60	21-06	20-16
22. The Nilgiris	11-15	11-23	10-36
23. Malabar	13-72	14-39	14-33
24. South Kanara	14-05	17-21	14-36

APPENDIX

Abstract statement showing the salt traffic on railways in the

Districts

Districts consigned to.	Ganjam.	Vizagapatam.	Godavari.	Kistna.	Guntur.	Nellore.	Chingleput and Madras.	South Arcot.
1	2	3	4	5	6	7	8	9
	I. Mds.	I. Mds.	I. Mds.	I. Mds.	I. Mds.	I. Mds.	I. Mds.	I. Mds.
Ganjam . . .	98,684
Vizagapatam. . .	462,225	7,762	40	2
Godavari	10,560	4	..	8,900	2	..
Kistna	3,626	25,504	118,102	94,734	26	..
Guntur	25	31,886	229,468	440	48	..
Nellore	9,556	603	31,758	185	..
Cuddapah	185,919	1,329	..
Kurnool	1	614	3,204	109,896
Bellary and Anantapur.	75,308	6,943	..
Chingleput and Madras.	242	46,960	401
North Arcot and Chittoor.	240	49,249	717,068	30,908
South Arcot	217,850	94,881
Salem	58,851	..
Colombatore including The Nilgiris.	202	..
Tanjore
Trichinopoly
Madura and Ramnad
Tinnevelly
Malabar	2,140	..
South Kanara
Travancore
Central Provinces . .	135,168	2
Crissa and Chota Nagpur.	962,736
Nizam's Dominions	82	4	84,731	88,694	555	..
Mysore Province	110	..	5,400	108,447	..
Bombay Presidency	288
Bengal . . .	20,493
TOTAL . . .	16,79,306	7,764	14,334	67,968	436,348	650,535	1,156,106	126,190

G—PART I.

Madras Presidency during the year 1928-29.

sent from

Tanjore.	Madura and Ramnad.	Tinnevely.	Malabar.	South Kanara.	Goa territory.	Bombay Presidency.	Cud-dapah.	Kar-nool.	Bel-lary.
10	11	12	13	14	15	16	17	18	19
I. Mds.	I. Mds.	I. Mds.	I. Mds.	I. Mds.	I. Mds.	I. Mds.	I. Mds.	I. Mds.	I. Mds.
..
..
..
..	2
..
..	2	126	..	814
..	41,072	..	426	..
..	558	276,441	104	..	2,584
..	2
..	..	516	23,080	8
..	..	40,801
88,435	..	248,105	578	4,851
291,280	170	242,718	38,076
177,585	..	100,706
60,760	266	418,296
..	1,865	947,663	404
..	20	161,912
628	..	130,657	135,134	1,546
18,352	..	9,097	1,363	29,915
..	..	218,917
..
..
..	720,044	642
..	..	15,689	64,044	660,117	90
..	197	458
..
686,990	2,321	2,634,877	174,155	31,461	64,802	1,727,161	238	628	8,950

APPENDIX

Abstract statement showing the salt traffic on railways in the

Districts

Districts consigned to— <i>contd.</i>	Ananta- pur.	North Arcot and Chittoor.	Salem.	Colm- bato- re and The Nilgiris.	Trichi- nopoly.	Travan- core.	Mysore Province.	Nizam's Dominions.
	20	21	22	23	24	25	26	27
	I. MDS.	I. MDS.	I. MDS.	I. MDS.	I. MDS.	I. MDS.	I. MDS.	I. MDS.
Ganjam
Vizagapatam.
Godavari
Kistna	1,208
Guntur
Nellore	125
Cuddapah . . .	80	2
Kurnool . . .	283
Bellary and Ananta- pur.	2,224	125
Chingleput and Madras.	..	241	408
North Arcot and Chittoor.	..	118	6	..
South Arcot
Salem
Colmbatore includ- ing The Nilgiris.
Tanjore
Trichinopoly	2,090
Madura and Ramnad
Tinnevely	493
Malabar	20,365
South Kanara
Travancore	45,641
Central Provinces
Orissa and Chota Nagpur.
Nizam's Dominions	6
Mysore Province . . .	1,304	59	2,556	..
Bombay Presidency	3	..
Bengal
TOTAL . . .	3,897	1,874	408	..	2,090	66,499	2,555	..

G—PART I—contd.

Madras Presidency during the year 1928-29—contd.

sent from—contd.				Deduct salt trans- mitted.		Balance of rail-borne salt remain- ing for con- sumption within the District.	Balance of rail- borne salt that remained for consumption within the district (average for the three years ending 1927-28).
Orissa.	Central Provinces.	Bengal.	Total.	Out of the districts in which there are no salt sources.	From one station to another within the District.		
28	29	30	31	32	33	34	35
I. Mds.	I. Mds.	I. Mds.	I. Mds.	I. Mds.	I. Mds.	I. Mds.	I. Mds.
..	..	32	98,716	98,716	61,120
..	..	54	470,083	470,083	475,897
..	19,466	19,466	66,637
..	243,197	243,197	292,209
..	261,967	261,967	340,298
..	42,222	42,222	47,056
..	188,172	112	126	187,934	182,766
..	156,096	197	426	155,478	166,098
..	864,655	3,072	4,775	866,806	888,347
..	48,254	48,254	58,847
..	821,743	1,756	118	819,869	813,000
..	353,332	353,332	465,819
..	400,820	498	..	400,412	431,220
..	570,996	570,996	535,697
..	278,291	278,291	303,769
..	481,412	..	2,090	479,322	480,819
..	949,932	949,932	963,517
..	162,425	162,425	206,366
..	290,470	290,470	318,119
..	58,727	58,727	41,660
..	264,558	20,358	45,641	198,059	295,943
..	135,170	135,170	117,168
..	962,736	962,736	693,217
..	894,758	(a) 894,758	915,418
..	859,818	9	9,556	850,261	772,678
..	941	941	1,182
..	20,493	86	..	20,407	17,016
..	..	86	9,399,348	26,498	62,732	9,310,118	9,269,096

(a) Includes 720,044 mds. of Bombay Salt.

Corrected Distribu-

Districts to or for which salt was sent or declared.	Districts in or from which				
	Ganjam.	Vinagapatam.	Godavari.	Kistna.	Guntur.
	1	2	3	4	5
	I. Mds.	I. Mds.	I. Mds.	I. Mds.	I. Mds.
Ganjam	486,812
Vinagapatam	462,225	396,108	40	2	..
Godavari	14,582	570,582	44,870	..
Kistna	3,626	120,793	124,562
Guntur	26	32,212	484,688
Nellore	9,556	603
Chingleput and Madras
South Arcot
Tanjore
Madura and Ramnad
Tinnevely
South Kanara
Malabar
Bellary and Anantapur
Cuddapah
Kurnool	1	614	3,204
North Arcot and Chittoor	240
Salem
Coimbatore including The Nilgiris.
Trichinopoly and Pudukkottai
Travancore
Central Provinces	155,168	2
Orissa	1,198,330
Nizam's Dominions	82	3,436	84,731
Mysore and Coorg	110	..
Bombay	288	..
Bengal	20,498
TOTAL	2,303,078	410,782	574,356	211,881	698,028

G—PART II.

tion statement.

salt was sold or sent.

Nelore.	Chingleput and Madras.	South Arcot.	Tanjore.	Madura and Ramanad.	Tinnevelly.	Bombay and Goa, etc.	Mysore State.
7	8	9	10	11	12	13	14
I. Mds.	I. Mds.	I. Mds.	I. Mds.	I. Mds.	I. Mds.	I. Mds.	I. Mds.
..
..
8,000	2
94,734	26	2	..
1,140	48
401,026	185
29,676	880,986	101	3,717	..
..	316,428	355,678	24,628	..	40,601
..	..	36	652,028	5,316	100,706
..	205,184	982,420	404	..
..	20	302,549	15	..
..	18,852	..	9,097	347,475	..
..	628	..	130,467	614,061	..
75,808	6,943	277,399	..
185,919	1,829	2	..
109,896	41,672	..
49,249	717,068	80,908	516	23,630	6
..	58,851	..	88,485	..	248,105	5,429	..
..	202	..	291,230	170	242,718	36,676	..
..	..	380	123,482	266	418,296
..
..
..
..
88,694	555	720,044	..
5,400	89,185	5,997	724,161	..
..
..	2
1,139,942	1,772,283	387,353	1,104,878	210,906	2,481,664	2,994,637	8

Corrected Distribu-

Districts to or for which salt was sent or declared.	Districts in or from which salt					
	Bellary and Anantapur.	Cuddapah.	Kurnool.	North Arcot and Chittoor.	Salem.	Coimbatore and The Nilgiris.
	15	16	17	18	19	20
	I. Mds.	I. Mds.	I. Mds.	I. Mds.	I. Mds.	I. Mds.
Gahjem
Vizagapatam
Godavari
Kistna	1,203
Gubtur
Nellore	125
Chingleput and Madras	241	408	..
South Arcot
Tanjore
Madura and Ramnad
Tinnevely
South Kanara
Malabar
Bellary and Anantapur	4,775	104	..	126
Cuddapah	294	126	..	2
Kurnool	233	..	428
North Arcot and Chittoor	8	..	118
Salem
Coimbatore (including The Nilgiris).
Trichinopoly and Pudukkottai
Travancore
Central Provinces
Orissa
Nizam's Dominion	648
Mysore and Coorg	1,394	59
Bombay	458	..	197
Bengal
TOTAL	7,947	236	623	1,874	408	..

G—PART II—contd.

tion statement—contd.

was sold or sent—contd.					1927-28.	
Trichino- poly.	Total.	Deduct— salt sent out of districts in which there are no salt sources.	Balance available for consump- tion within the district.	Resulting consumption per head of the popu- lation.	Quantity available for consumption within the district.	Resulting consumption per head of the popu- lation.
21	22	23	24	25	26	27
I. Mds.	I. Mds.	I. Mds.	I. Mds.	lbs.	I. Mds.	lbs.
..	496,812	..	496,812	17-44	579,333	20-75
..	858,465	..	858,465	23-06	907,176	24-37
..	638,936	..	638,936	31-41	627,868	31-36
..	844,946	..	844,946	13-31	356,894	13-77
..	518,113	..	518,113	23-56	495,137	22-62
..	601,495	..	601,495	23-78	495,037	20-40
..	615,429	..	615,429	25-07	623,037	25-50
..	737,535	..	737,535	26-16	713,766	25-49
..	656,981	..	656,981	23-31	731,903	25-39
..	1,187,958	..	1,187,958	26-21	1,265,491	27-03
..	302,584	..	302,584	13-09	319,552	13-33
..	374,924	..	374,924	24-73	290,133	19-14
..	945,346	..	945,346	25-10	855,938	22-73
..	364,655	7,847	366,808	15-01	340,220	15-70
..	168,172	238	167,934		184,633	
..	156,096	623	155,473		170,053	
..	821,743	1,374	819,369	20-29	772,282	19-12
..	400,820	486	400,412	16-60	453,083	17-05
..	570,996	..	570,996	20-02	528,915	18-53
2,090	549,464	2,090	547,374	19-33	541,240	19-1
..
..	135,170	..	135,170	..	130,383	..
..	1,193,380	..	1,193,380	..	1,151,438	..
..	693,190	..	693,190	..	953,398	..
..	823,236	6	823,230	..	742,870	..
..	933	..	933	..	1,533	..
..	20,495	..	20,495	..	19,207	..
2,090	14,302,929	13,036	14,289,843	..	14,271,760	..

APPENDIX H.

Receipts on account of salt revenue under all heads for 1928-29.

Division.	RECEIVED FOR GOVERNMENT SALT SOLD.				Customs duty.	Excise duty.	Miscellaneous receipts.	TOTAL.
	For Home and Inland consumption.		To the French Government.	For fish-curing.				
	Duty.	Cost price.	Cost price.	Cost price.				
1	2	3	4	5	6	7	8	9
	Rs.	Rs.	Rs.	Rs.	Rs.	Rs.	Rs.	Rs.
Northern . . .	16,16,895	1,37,237	254	2,283	..	34,17,162	64,866	52,38,697
Central . . .	19,72,112	3,19,793	4,410	1,833	3,597	41,93,588	44,028	65,30,861
Southern . . .	6,08,854	11,937	762	322	1,007	22,43,139	61,323	29,87,344
Total for 1928-29	42,57,861	4,68,967	5,426	4,438	4,604	98,53,889	1,70,217	1,47,66,402
Deduct—Refunds	10,521
Net Receipts	1,47,54,881
Total for 1927-28	34,96,113	5,20,509	11,023	5,977	2,210	1,01,66,648	2,61,229	1,44,63,709
Deduct—Refunds	9,359
Net Receipts	1,44,54,350

ENCLOSURE I TO APPENDIX H.

Statement showing the particulars of cash and credit collections during the year 1928-29.

Particulars.	GOVERNMENT SALT.			EXCISE SALT.	
	Quantity.	Duty.	Cost price.	Quantity.	Duty
	2	3	4	5	6
1	I. Mds.	Rs.	Rs.	I. Mds.	Rs.
Total sales of salt	1,682,738	21,08,422	4,68,967	9,612,411	1,20,16,514
Deduct—Value of salt issued during the year on credit for payment of duty.	1,610,992	20,13,740	..	9,047,134	1,13,08,918
Balance, Cash sales	71,746	89,682	4,68,967	565,277	7,06,596
Add—Realizations on account of salt issued on credit for payment of duty both before and during the year.	3,334,542	41,68,179	..	7,317,834	91,47,293
Tota' collections	2,406,286	42,57,861	4,68,967	7,883,111	93,58,889

ENCLOSURE 2 TO APPENDIX H.

Statement showing the quantity and value of salt issued on credit in each Circle during the year 1928-29.

Circle.	Government or Excise.	Quantity.	Amount.
1	2	3	4
		I. Mds.	Rs.
Ganjam	Government	47,118	58,898
	Excise	523,656	6,54,570
Naupada	Government	161,740	2,02,175
	Excise	1,572,638	19,65,797
Penuguduru	Government	107,458	1,34,323
	Excise	704,854	8,81,067
Chinnaganjam	Government	242,666	3,03,333
	Excise	638,126	7,97,657
Kriehnapatnam	Government
	Excise	1,077,230	13,46,535
Ennore	Government	97,960	1,22,450
	Excise
Madras Depôt	Government	916,612	11,46,765
	Excise
Cheyur	Government
	Excise	927,414	11,59,267
Tranquebar	Government
	Excise	357,046	4,46,308
Adirampatnam	Government	20,126	25,157
	Excise	755,254	9,44,068
Vattanam	Government	17,312	21,640
	Excise	12,786	15,982
Tuticoria	Government
	Excise	2,478,130	30,97,663
TOTAL	Government	1,610,992	20,13,740
	Excise	9,047,134	1,13,08,918
	GRAND TOTAL	10,658,126	1,33,22,658

ENCLOSURE 3 TO APPENDIX H.

Comparative statement showing the net revenue of the Presidency.

Year.	REVENUE REALISED IN					
	Madras.	Bombay.		Goa, on exports by rail.	Orissa, on exports by rail.	TOTAL.
		On exports by sea.	On exports by rail.			
1	2	3	4	5	6	7
	Rs.	Rs.	Rs.	Rs.	Rs.	Rs.
1927-28 . . .	1,44,62,769	14,79,178	4,42,108	649	..	1,63,85,644
1928-29 . . .	1,47,65,462	15,00,005	4,83,750	697	..	1,66,99,854

Year.	DEDUCT DUTY ON EXPORTS TO							
	Calcutta by sea.	Orissa, Chota-Nagpur and Bengal by rail.	Mysore.	Nizam's Dominions.	Central Provinces by rail.	Bombay by rail.	Total deductions.	Net results.
	8	9	10	11	12	13	14	15
	Rs.	Rs.	Rs.	Rs.	Rs.	Rs.	Rs.	Rs.
1927-28	14,64,131	1,16,512	2,08,794	1,63,604	1,735	10,49,776	1,44,35,868
1928-29	15,23,504	1,27,656	2,22,682	1,68,962	1,173	20,44,067	1,46,55,787

APPENDIX I.

Statement of expenditure incurred in the Salt Department during the years
1927-28 and 1928-29.

Items.	1927-28.	1928-29.
	Rs.	Rs.
<i>Establishments.</i>		
Permanent	8,25,004	8,08,872
Temporary	77,402	71,442
<i>Allowances.</i>		
Travelling allowance	53,355	55,433
House-rent and other allowances	14,216	8,828
Rewards	778	1,229
<i>Supplies, Services and Contingencies.</i>		
Purchase, repair and carriage of tents	56	153
Service Postage and Telegram charges	9,885	6,973
Tour charges, office expenses and miscellaneous	70,204	74,448
<i>Salt Purchase and Freight.</i>		
Purchase of salt (manufacturer's share)	3,14,795	56,033
Conveyance and storage of salt	1,57,610	26,903
Miscellaneous	4,250	13,978
<i>Works.</i>		
Buildings	1,54,571	1,85,305
Roads	1,60,968	55,356
Petty construction and repairs	32,713	40,896
TOTAL	18,86,307	12,87,849

APPENDIX J.

Statements showing cost of Salt, Trading Account and Profit and Loss in the Government Factories and Extensions, 1928-29.

J (1)

Statement showing the cost of salt per maund in the Government Factory, Calingapatam, during 1928-29.

Items.	Quantity.	Value.
	Mds.	Rs. A. P.
1. (a) Quantity of salt manufactured		
(b) Gain by weighment		
(c) Miscellaneous		
Total of (a) (b) and (c)		
2. Deduct wastage		
3. Net quantity (i.e.) Item 1 minus Item 2		
4. Land assessment		
5. Land and village cess		
6. Payment to manufacturers		
7. Works for salt manufacture and storage—		
Interest		
Repairs		
8. Roads and Railway Slidings—Interest		
9. Establishment charges		
10. Pensionary charges		
11. Conveying and storing salt		
12. Net miscellaneous expenditure on other heads including salt weighing machines.		
13. Total (i.e.) of Items 4 to 12		
14. Cost per maund of net quantity above shown (i.e.) in Item 3 as brought into store.		

NIL, as there was no monopoly manufacture during the year, the factory having been converted into modified excise from 1st January 1928.

APPENDIX J—contd.

J (2)

(A) Trading account of the Calingapatam Factory for the year 1928-29.

Items.	Dr.		Cr.	
	Quantity.	Amount.	Quantity.	Amount.
	Mds.	Rs. A. P.	Mds.	Rs. A. P.
1. Value of opening stock	88,806	19,780 13 11
2. Manufacturing expenses
3. Repairs to Buildings, Roads and Channels, etc.
4. Transport and storage
5. Miscellaneous direct expenses	61 2 9
6. Value of closing stock	1,108	247 9 1
7. Sales	84,038	21,009 8 0
8. Gross Profit	1,465 0 5
Total	21,257 1 1	..	21,257 1 1

J (3)

(B) Profit and Loss statement of the Calingapatam Factory for the year 1928-29.

Items.	Dr.		Cr.	
	Quantity.	Amount.	Quantity.	Amount.
	Mds.	Rs. A. P.	Mds.	Rs. A. P.
1. Land assessment
2. Land and village cess
3. Interest on factory works (Capital cost at 5½%).
4. Interest on Railway Sidings and Roads at 5½%.
5. Establishment charges
6. Pensionary charges
7. Interest on stocks at the beginning of the year.
8. Gross profit	1,465 0 5
9. Net profit	1,465 0 5
Total	1,465 0 5	..	1,465 0 5

APPENDIX J—contd.

Statements showing cost of Salt, Trading Account and Profit and Loss in the Government Factories and Extensions, 1928-29—contd.

J (1)

Statement showing the cost of salt per maund in the Government Factory, Polavaram, during 1928-29.

Items.	Quantity.	Value.
	Mds.	Rs. A. P.
1. (a) Quantity of salt manufactured	98,416	..
(b) Gain by weighment	14	..
(c) Miscellaneous
Total of (a), (b) and (c)	98,430	..
2. Deduct wastage	18,838	..
3. Net quantity (i.e.) Item 1 minus item 2	84,592	..
4. Land assessment	245 14 0
5. Land and village cess	19 3 5
6. Payment to manufacturers	16,402 10 8
7. Works for salt manufacture and storage—		
Interest	546 14 5
Repairs	1,012 7 9
8. Roads and Railway Sidings—Interest	311 12 8
9. Establishment charges	2,482 3 1
10. Pensionary charges	1,035 6 1
11. Conveying and storing salt	1,290 0 11
12. Net miscellaneous expenditure on other heads including salt weighing machines.	15 15 0
13. Total (i.e.) of Items 4 to 12	24,360 1 0
14. Cost per maund of net quantity above shown (i.e.) in Item 3 as brought into store.	0 4 7

APPENDIX J—*contd.*

J (2)

(A) *Trading account of the Polavaram Factory for the year 1928-29.*

Items.	Dr.		Cr.	
	Quantity.	Amount.	Quantity.	Amount.
	Mds.	Rs. A. P.	Mds.	Rs. A. P.
1. Value of opening stock	16,814	5,079 3 8
2. Manufacturing expenses	98,416	16,402 10 8
3. Repairs to Buildings, Roads and Channels, etc.	..	1,912 7 9
4. Transport and storage	1,880 9 11
5. Miscellaneous direct expenses	15 15 0
6. Value of closing stock	19,890	5,697 10 6
7. Sales	81,516	31,700 10 0
8. Gross Profit	12,598 5 6
Total	37,898 4 6	..	87,898 4 6

J (3)

(B) *Profit and Loss statement of the Polavaram Factory for the year 1928-29.*

Items.	Dr.		Cr.	
	Quantity.	Amount.	Quantity.	Amount.
	Mds.	Rs. A. P.	Mds.	Rs. A. P.
1. Land assessment	245 14 0
2. Land and village cess	19 3 5
3. Interest on factory works (Capital cost at 5½%).	..	546 14 5
4. Interest on Railway Sidings and Roads at 5½%.	..	311 12 6
5. Establishment charges	2,482 8 1
6. Pensionary charges	1,033 6 1
7. Interest on stocks at the beginning of the year.
8. Gross profit	12,598 5 6
9. Net profit	7,958 15 10
Total	12,598 5 6	..	12,598 5 6

APPENDIX J—contd.

Statements showing cost of Salt, Trading Account and Profit and Loss in the Government Factories and Extensions, 1928-29—contd.

J (1)

Statement showing the cost of salt per maund in the Government Factory, Guruzanapalli, during 1928-29.

Items.	Quantity.		Value.
	Mds.		Rs. A. P.
1. (a) Quantity of salt manufactured			
(b) Gain by weighment			
(c) Miscellaneous			
Total of (a), (b) and (c)			
2. Deduct wastage			
3. Net quantity (i.e.) Item 1 minus item 2			
4. Land assessment			
5. Land and village cess			
6. Payment to manufacturers			
7. Works for salt manufacture and storage—			
Interest			
Repairs			
8. Roads and Railway Sidings—Interest			
9. Establishment charges			
10. Pensionary charges			
11. Conveying and storing salt			
12. Net miscellaneous expenditure on other heads including salt weighing machines.			
13. Total (i.e.) of Items 4 to 12			
14. Cost per maund of net quantity above shown (i.e.) in Item 3 as brought into store.			

Nil, as there was no monopoly manufacture during the year, the factory having been converted into modified excise from 1st January 1927.

APPENDIX J—contd.

J (2)

(A) Trading account of the Guruzanapalli Factory for the year 1928-29.

Items.	Dr.			Cr.		
	Quantity.	Amount.		Quantity.	Amount.	
	Mds.	Rs.	A. P.	Mds.	Rs.	A. P.
1. Value of opening stock	3,412	533	2 0
2. Manufacturing expenses
3. Repairs to Buildings, Heads and Channels, etc.
4. Transport and storage
5. Miscellaneous direct expenses
6. Value of closing stock
7. Sales	2,894	452	8 0
8. Gross loss	80	10 0
Total	533	2 0	..	533	2 0

(B) Profit and Loss statement of the Guruzanapalli Factory for the year 1928-29.

Items,	Dr.			Cr.		
	Quantity.	Amount.		Quantity.	Amount.	
	Mds.	Rs.	A. P.	Mds.	Rs.	A. P.
1. Land assessment
2. Land and village cess
3. Interest on factory works (Capital cost at 5½%).
4. Interest on Railway Sidings and Roads at 5½%.
5. Establishment charges
6. Pensionary charges
7. Interest on stocks at the beginning of the year.
8. Gross loss	80	10 0
9. Net loss	80	10 0
Total	80	10 0	..	80	10 0

APPENDIX J—contd.

Statements showing cost of Salt, Trading Account and Profit and Loss in the Government Factoris and Extensions, 1928-29—contd.

J (1)

Statement showing the cost of salt per maund in the Government Factory Chinnaganjam North, during 1928-29.

Items.	Quantity.		Value.
	Mds.		Rs. A. P.
1. (a) Quantity of salt manufactured	}		
(b) Gain by weighment			
(c) Miscellaneous			
Total of (a), (b) and (c)			
2. Deduct wastage			
3. Net quantity (i.e.) Item 1 minus item 2			
4. Land assessment			
5. Land and village cess			
6. Payment to manufacturers			
7. Works for salt manufacture and storage—			
Interest			
Repairs			
8. Roads and Railway Sidings—Interest			
9. Establishment charges			
10. Pensionary charges			
11. Conveying and storing salt			
12. Net miscellaneous expenditure on other heads including salt weighing machines.			
13. Total (i.e.) of Items 4 to 12			
14. Cost per maund of net quantity above shown (i.e.) in Item 3 as brought into store.			

Nil, as there was no monopoly manufacture during the year, the factory having been converted into modified excise from 1st January 1928.

APPENDIX J—contd.

J (2)

(A) Trading account of the Chinnaganjam North Factory for the year 1928-29.

Items.	Dr.		Cr.	
	Quantity.	Amount.	Quantity.	Amount.
	Mds.	Rs. A. P.	Mds.	Rs. A. P.
1. Value of opening stock	223,662	40,233 10 8
2. Manufacturing expenses
3. Repairs to Buildings, Roads and Channels, etc.
4. Transport and storage
5. Miscellaneous direct expenses	108 9 7
6. Value of closing stock	39,556	3,708 6 0
7. Sales	164,906	29,605 7 0
8. Gross loss	7,028 7 3
Total	40,342 4 3	..	40,342 4 3

J (3)

(B) Profit and Loss statement of the Chinnaganjam North Factory for the year 1928-29.

Items.	Dr.		Cr.	
	Quantity.	Amount.	Quantity.	Amount.
	Mds.	Rs. A. P.	Mds.	Rs. A. P.
1. Land assessment
2. Land and village cess
3. Interest on factory works (Capital cost at 5½%).
4. Interest on Railway Sidings and Roads at 5½%.
5. Establishment charges
6. Pensionary charges
7. Interest on stocks at the beginning of the year.	..	4 5 4
8. Gross loss	7,028 7 3
9. Net loss	7,032 12 7
Total	7,032 12 7	..	7,032 12 7

APPENDIX J—contd.

Statements showing cost of Salt, Trading Account and Profit and Loss in the Government Factories and Extensions, 1928-29—contd.

J (1)

Statement showing the cost of salt per maund in the Government Factory, Chinnaganjam South, during 1928-29.

Items.	Quantity.	Value.
	Mds.	Rs. A. P.
1. (a) Quantity of salt manufactured		
(b) Gain by weighment		
(c) Miscellaneous		
Total of (a), (b) and (c)		
2. Deduct wastage		
3. Net quantity (i.e.) Item 1 minus Item 2		
4. Land assessment		
5. Land and village cess		
6. Payment to manufacturers		
7. Works for salt manufacture and storage—		
Interest		
Repairs		
8. Roads and Railway Sidings—Interest		
9. Establishment charges		
10. Pensionary charges		
11. Conveying and storing salt		
12. Net miscellaneous expenditure on other heads including salt weighing machines.		
13. Total (i.e.) of Items 4 to 12		
14. Cost per maund of net quantity above shown (i.e.) in Item 3 as brought into store.		

Nil, as there was no monopoly manufacture in the year, the factory having been converted into modified excise from 1st January 1928.

APPENDIX J—contd.

J (2)

(A) Trading account of the Chinnaganjam South Factory for the year 1928-29.

Items.	Dr.		Cr.	
	Quantity.	Amount.	Quantity.	Amount.
	Mds.	Rs. A. P.	Mds.	Rs. A. P.
1. Value of opening stock	152,268	24,526 2 2
2. Manufacturing expenses
3. Repairs to Buildings, Roads and Channels, etc.
4. Transport and storage
5. Miscellaneous direct expenses	52 12 10
6. Value of closing stock	59,754	5,601 15 0
7. Sales	82,242	14,698 9 0
8. Gross loss	4,278 7 0
Total	24,578 15 0	..	24,578 15 0

J (3)

(B) Profit and Loss statement of the Chinnaganjam South Factory for the year 1928-29.

Items.	Dr.		Cr.	
	Quantity.	Amount.	Quantity.	Amount.
	Mds.	Rs. A. P.	Mds.	Rs. A. P.
1. Land assessment
2. Land and village cess
3. Interest on factory works (Capital cost at 5½%).
4. Interest on Railway Sidings and Roads at 5½%.
5. Establishment charges
6. Pensionary charges
7. Interest on stocks at the beginning of the year.
8. Gross loss	4,278 7 0
9. Net loss	4,278 7 0
Total	4,278 7 0	..	4,278 7 0

APPENDIX J—contd.

Statements showing cost of Salt, Trading Account and Profit and Loss in the Government Factories and Extensions, 1928-29—contd.

J (1)

Statement showing the cost of salt per maund in the Government Factory, Kanuparti, during 1928-29.

Items.	Quantity.	Value.
	Mds.	Rs. A. P.
1. (a) Quantity of salt manufactured		
(b) Gain by weighment		
(c) Miscellaneous		
Total of (a), (b) and (c)		
2. Deduct wastage		
3. Net quantity (i.e.) Item 1 minus Item 2		
4. Land assessment		
5. Land and village cess		
6. Payment to manufacturers		
7. Works for salt manufacture and storage—		
Interest		
Repairs		
8. Roads and Railway Sidings—Interest		
9. Establishment charges		
10. Pensionary charges		
11. Conveying and storing salt		
12. Net miscellaneous expenditure on other heads including salt weighing machines.		
13. Total (i.e.) of Items 4 to 12		
14. Cost per maund of net quantity above shown (i.e.) in Item 3 as brought into store.		

N.B., as there was no monopoly manufacture during the year, the factory having been converted into modified excise from 1st January 1929.

APPENDIX J—contd.

J (2)

(A) Trading account of the Kanuparti Factory for the year 1928-29.

Items.	Dr.		Cr.	
	Quantity.	Amount.	Quantity.	Amount.
	Mds.	Ra. A. P.	Mds.	Ra. A. P.
1. Value of opening stock	2,000	41 10 8	--	--
2. Manufacturing expenses	--	--	--	--
3. Repairs to Buildings, Roads and Channels, etc.	--	--	--	--
4. Transport and storage	--	--	--	--
5. Miscellaneous direct expenses	--	--	--	--
6. Value of closing stock	--	--	--	--
7. Sales	--	--	1,436	29 14 8
8. Gross loss	--	--	--	11 12 0
Total	--	41 10 8	--	41 10 8

J (3)

(B) Profit and Loss statement of the Kanuparti Factory for the year 1928-29.

Items.	Dr.		Cr.	
	Quantity.	Amount.	Quantity.	Amount.
	Mds.	Ra. A. P.	Mds.	Ra. A. P.
1. Land assessment	--	--	--	--
2. Land and village cess	--	--	--	--
3. Interest on factory works (Capital cost at 5½%).	--	--	--	--
4. Interest on Railway Sidings and Roads at 5½%.	--	--	--	--
5. Establishment charges	--	--	--	--
6. Pensionary charges	--	--	--	--
7. Interest on stocks at the beginning of the year	--	--	--	--
8. Gross loss	--	11 12 0	--	--
9. Net loss	--	--	--	11 12 0
Total	--	11 12 0	--	11 12 0

APPENDIX J—contd.

Statements showing cost of Salt, Trading Account and Profit and Loss in the Government Factories and Extensions, 1928-29—contd.

J (1)

Statement showing the cost of salt per maund in the Government Factory, Madras Depot, during 1928-29.

Items,	Quantity,	Value.
	Mds.	Rs. A. P.
1. (a) Quantity of salt manufactured	1,48,048	..
(b) Gain by weighment	24	..
(c) Miscellaneous
Total of (a), (b) and (c)	1,48,072	..
2. Deduct wastage	8,874	..
3. Net quantity (i.e.) Item 1 minus item 2	1,39,198	..
4. Land acquisition	2,598 2 8
5. Land and village cess	858 18 5
6. Payment to manufacturers	20,861 2 8
7. Works for salt manufacture and storage—		
Interest	18,231 11 7
Repairs	8,982 11 10
8. Roads and Railway sidings—Interest	648 2 7
9. Establishment charges	22,792 4 8
10. Pensionary charges	6,438 8 9
11. Conveying and storing salt	7,833 13 11
12. Net miscellaneous expenditure on other heads including salt weighing machines	230 11 2
13. Total (i.e.) of Items 4 to 12	82,166 6 8
14. Cost per maund of net quantity above shown (i.e.) in Item 3 as brought into store	0 8 5-8

APPENDIX J—contd.

J (2)

(A) Trading account of the Madras Depôt for the year 1928-29.

Items.	Dr.		Cr.	
	Quantity.	Amount.	Quantity.	Amount.
	Mds.	Rs. A. P.	Mds.	Rs. A. P.
1. Value of opening stock	1,656,606	5,06,223 6 2
2. Manufacturing expenses	143,048	20,661 2 8
3. Repairs to Buildings, Roads and Channels, etc.	3,982 11 10
4. Transport and storage	7,238 12 11
5. Miscellaneous direct expenses	370 11 9
6. Value of closing stock	654,464	2,00,636 15 4
7. Sales	1,046,888	3,23,844 14 10
8. Gross loss	8,188 14 2
Total	5,32,670 12 4	..	5,32,670 12 4

J (3)

(B) Profit and Loss statement of the Madras Depôt for the year 1928-29.

Items.	Dr.		Cr.	
	Quantity.	Amount.	Quantity.	Amount.
	Mds.	Rs. A. P.	Mds.	Rs. A. P.
1. Land assessment	3,236 3 3
2. Land and village cess	353 18 5
3. Interest on factory works (Capital cost at 5½%).	13,231 11 7
4. Interest on Railway Sidings and Roads at 5½%.	665 8 7
5. Establishment charges	22,797 4 8
6. Pensionary charges	9,438 2 9
7. Interest on stocks at the beginning of the year.	17,182 3 7
8. Gross loss	8,188 14 2
9. Net loss	75,089 1 0
Total	75,089 1 0	..	75,089 1 0

APPENDIX J—contd.

Statements showing cost of Salt, Trading Account and Profit and Loss in the Government Factories and Extensions, 1928-29—contd.

J (1)

Statement showing the cost of salt per maund in the Government Factory, Karambalam, during 1928-29.

Items.	Quantity.	Value.
	Mds.	Rs. A. P.
1. (a) Quantity of salt manufactured	50,784	..
(b) Gain by weighment
(c) Miscellaneous
Total of (a), (b) and (c)	50,784	..
2. Deduct wastage	2,782	..
3. Net quantity (i.e.) Item 1 minus Item 2	48,002	..
4. Land assessment	312 11 0
5. Land and village cess	29 5 0
6. Payment to manufacturers	6,348 0 0
7. Works for salt manufacture and storage—		
Interest	399 12 7
Repairs	120 6 11
8. Roads and Railway Sidings—Interest
9. Establishment charges	1,184 8 6
10. Pensionary charges	501 5 6
11. Conveying and storing salt	833 2 10
12. Net miscellaneous expenditure on other heads including salt weighing machines.	241 12 8
13. Total (i.e.) of Items 4 to 12	9,971 2 0
14. Cost per maund of net quantity above shown (i.e.) in Item 3 as brought into store.	0 3 3-9

APPENDIX J—contd.

J (2)

(A) Trading account of the Karambalam Factory for the year 1928-29.

Items.	Dr.		Cr.	
	Quantity.	Amount.	Quantity.	Amount.
	Mds.	Rs. A. P.	Mds.	Rs. A. P.
1. Value of opening stock	51,276	10,468 13 7
2. Manufacturing expenses	50,784	6,348 0 0
3. Repairs to Buildings, Roads and Channels, etc.	..	120 6 11
4. Transport and storage	833 2 10
5. Miscellaneous direct expenses	241 12 8
6. Value of closing stock	53,198	11,046 6 7
7. Sales	46,080	9,408 0 0
8. Gross Profit	2,442 2 7
Total	20,454 6 7	..	20,454 6 7

J (3)

(B) Profit and Loss statement of the Karambalam Factory for the year 1928-29.

Items.	Dr.		Cr.	
	Quantity.	Amount.	Quantity.	Amount.
	Mds.	Rs. A. P.	Mds.	Rs. A. P.
1. Land assessment	312 11 0
2. Land and village com	29 5 0
3. Interest on factory works (Capital cost at 5½%).	..	399 12 7
4. Interest on Railway Sidings and Roads at 5½%.
5. Establishment charges	1,184 9 6
6. Pensionary charges	601 5 6
7. Interest on stocks at the beginning of the year.
8. Gross profit	2,442 2 7
9. Net profit	14 7 0
Total	2,442 2 7	..	2,442 2 7

APPENDIX J—contd.

Statements showing cost of Salt, Trading Account and Profit and Loss in the Government Factories and Extensions, 1928-29—contd.

J (1)

Statement showing the cost of salt per maund in the Government Factory, Kattumavadi, during 1928-29.

Items.	Quantity.	Value.
	Mds.	Rs. A. P.
1. (a) Quantity of salt manufactured	4,610	--
(b) Gain by weighment	--	--
(c) Miscellaneous	--	--
Total of (a), (b) and (c)	4,610	--
2. Deduct wastage	478	--
3. Net quantity (i.e.) Item 1 minus item 2	4,132	--
4. Land assessment	--	52 10 0
5. Land and village cess	--	4 1 10
6. Payment to manufacturers	--	672 4 0
7. Works for salt manufacture and storage—		
Interest	--	201 4 7
Repairs	--	106 15 2
8. Roads and Railway Sidings—Interest	--	60 7 5
9. Establishment charges	--	2,214 6 6
10. Pensionary charges	--	991 12 4
11. Conveying and storing salt	--	71 0 0
12. Net miscellaneous expenditure on other heads including salt weighing machines.	--	68 11 1
13. Total (i.e.) of Items 4 to 12	--	4,508 9 7
14. Cost per maund of net quantity above shown (i.e.) in Item 3 as brought into store	--	1 16-08

APPENDIX J—contd.

J (2)

(A) Trading account of the Kattumavadi Factory for the year 1928-29.

Items.	Dr.		Cr.	
	Quantity.	Amount.	Quantity.	Amount.
	Mds.	Rs. A. P.	Mds.	Rs. A. P.
1. Value of opening stock	54,150	14,805 10 4
2. Manufacturing expenses	4,610	672 4 8
3. Repairs to Buildings, Roads and Channels, etc.	106 15 2
4. Transport and storage	71 9 0
5. Miscellaneous direct expenses	68 11 1
6. Value of closing stock	85,910	10,123 4 11
7. Sales	22,382	6,021 15 0
8. Gross Profit	900 8 8
Total	16,745 1 11	..	16,745 1 11

J (3)

(B) Profit and Loss statement of the Kattumavadi Factory for the year 1928-29.

Items.	Dr.		Cr.	
	Quantity.	Amount.	Quantity.	Amount.
	Mds.	Rs. A. P.	Mds.	Rs. A. P.
1. Land assessment	52 10 0
2. Land and village cess	6 3 10
3. Interest on factory works (Capital cost at 5 1/2%).	291 4 7
4. Interest on Railway Sidings and Roads at 5 1/2%.	40 7 5
5. Establishment charges	2,214 5 6
6. Pensionary charges	931 12 4
7. Interest on stocks at the beginning of the year.	804 4 8
8. Gross profit	900 8 8
9. Net loss	3,258 8 9
Total	4,158 14 5	..	4,158 14 5

APPENDIX J—contd.

Statements showing cost of Salt, Trading Account and Profit and Loss in the Government Factories and Extensions, 1928-29—contd.

J (1)

Statement showing the cost of salt per maund in the Government Factory Manakkudi, during 1928-29.

Items.	Quantity.	Value.
	Mds.	Rs. A. P.
1. (a) Quantity of salt manufactured		
(b) Gain by weighment		
(c) Miscellaneous		
Total of (a), (b) and (c)		
2. Deduct wastage		
Net quantity (i.e.) Item 1 minus Item 2		
4. Land assessment		
5. Land and village cess		
6. Payment to manufacturers		
7. Works for salt manufacture and storage—		
Interest		
Repairs		
8. Roads and Railway Sidings—Interest		
9. Establishment charges		
10. Pensionary charges		
11. Conveying and storing salt		
12. Net miscellaneous expenditure on other heads including salt weighing machines.		
13. Total (i.e.) of Items 4 to 12		
14. Cost per maund of net quantity above shown (i.e.) in Item 3 as brought into store.		

Nil, as there was no mono poly manufacture during the year, the factory having been converted into modified excise from 1st January 1928.

APPENDIX J—contd.

J (2)

(A) Trading account of the Manakkudi Factory for the year 1928-29.

Items.	Dr.		Cr.	
	Quantity.	Amount.	Quantity.	Amount.
	Mds.	Rs. A. P.	Mds.	Rs. A. P.
1. Value of opening stock	21,286	5,814 14 9
2. Manufacturing expenses
3. Repairs to Buildings, Roads and Channels, etc.
4. Transport and storage
5. Miscellaneous direct expenses	24 9 8
6. Value of closing stock
7. Sales	19,698	5,511 15 0
8. Gross loss	337 9 0
Total	5,849 8 0	..	5,849 8 0

J (3)

(B) Profit and Loss statement of the Manakkudi Factory for the year 1928-29.

Items.	Dr.		Cr.	
	Quantity.	Amount.	Quantity.	Amount.
	Mds.	Rs. A. P.	Mds.	Rs. A. P.
1. Land assessment
2. Land and village cess
3. Interest on factory works (Capital cost at 5½%).
4. Interest on Railway Sidings and Roads at 5½%.
5. Establishment charges
6. Pensionary charges
7. Interest on stocks at the beginning of the year.	..	196 9 5
8. Gross loss	337 9 0
9. Net loss	534 2 5
Total	534 2 5	..	534 2 5

Total released--

Cases	2	7	8	2	8	..	1	1	8	32	19
Persons	6	7	8	2	8	..	2	1	8	38	21

Sent for trial--

Cases	..	3	9	48	48	25	..	1	14	47	56	2	38	302	187
Persons	..	6	9	48	48	56	..	1	14	51	56	2	38	310	207

Total disposed of--

Cases	(a) 1	3	11	55	57	37	..	1	17	47	57	3	46	335	216
Persons	1	6	15	55	57	38	..	1	17	52	58	3	46	349	228

Undetected cases and scrapings of salt-earth registered and written off--cases

Cases	1	14	2	2	7	..	5	32	22
-------	----	----	---	----	----	----	----	----	---	---	---	----	---	----	----

Total cases and persons dealt with including undetected cases and scrapings written off--

Cases	1	3	12	69	57	37	..	1	19	50	64	3	51	367	238
Persons	1	6	18	55	57	38	..	1	17	52	58	3	46	349	238

Balance remaining for disposal at the end of the year--

Cases	(b) 5	6	16
Persons	4	4	9

Disposal by the Magistrate.

Pending trial on 1st April 1929 and since sent up for trial up to 31st March 1929--

Cases	..	2	9	48	49	37	..	4	14	47	56	2	40	308	205
Persons	..	6	9	48	49	38	..	4	14	51	56	2	40	317	214

Convicted--

Cases	..	1	9	37	47	37	..	4	14	47	56	1	34	297	181
Persons	..	1	9	47	47	38	..	4	14	51	56	1	34	302	191

Acquitted--

Cases	1	2	1	..	4	15
Persons	1	2	1	..	4	16

Balance remaining undisposed of on the 31st March 1929--

Cases	..	2	6	8	7
Persons	..	6	6	11	7

(a) Written off as the accused absconded.

(b) Includes 1 undetected scraping not yet written off.

Statement showing the results of analyses of samples of salt manufactured in the

Factories.	1876.	Sodium chloride.					Magnesium chloride.					
		1924.	1925.	1926.	1927.	1928.	1924.	1925.	1926.	1927.	1928.	
1	2	3	4	5	6	7	8	9	10	11	12	
												MONOPOLY
1. Polavaram	95.0	94.3	89.7	88.7	92.2	0.9	0.2	1.5	2.0	2.4	
2. Kattur	95.8	95.2	93.3	92.7	..	0.5	1.6	2.7	2.0	..	
3. Voyalur	96.2	94.9	94.8	92.4	92.8	1.0	1.5	1.8	1.9	1.1	
4. Attiput North	93.2	93.3	92.2	90.8	92.8	2.5	2.6	2.6	2.9	1.9	
5. Attiput South	92.7	92.8	93.5	2.6	1.8	0.8	
6. Vallur	94.6	94.3	93.5	92.5	92.5	1.5	1.4	2.3	1.8	1.0	
7. Karambalam	94.4	..	93.9	..	93.8	1.5	..	1.5	..	0.6	
8. Kattunavadi	95.1	93.4	94.0	94.5	95.6	1.0	2.0	1.5	1.2	0.2	
Average	94.9	94.2	93.1	92.1	93.3	1.3	1.6	2.1	1.9	1.1	
												EXCISE AND MODIFIED
1. Ganjam	93.7	93.1	89.8	93.0	..	1.7	1.7	1.7	1.8	..	
2. Pundi	95.6	95.7	94.7	94.2	..	1.5	1.2	1.2	2.0	..	
3. Bhavanapad					95.5					1.5	..	
4. Moolapeta	92.8	94.7	94.9	95.0	93.7	..	2.0	1.6	1.5	1.6	..	
5. Naupada					94.0					1.7	..	
6. Badjanapara					94.6					1.6	..	
7. Calingapatam A	94.1	94.6	93.0	92.7	..	1.4	1.3	1.6	2.4	..	
8. Konada	91.7	95.6	93.3	84.6	..	1.8	1.3	2.4	2.0	..	
9. Bimlipatam	93.1	92.8	91.5	90.6	..	2.0	1.0	1.7	2.1	..	
10. Balacheruvu	93.2	92.6	92.8	91.7	..	1.7	0.9	1.7	1.3	..	
11. Polavaram Extension	88.4	90.0	92.7	0.4	1.3	2.5	
12. Jagannaickpur	95.3	95.1	94.9	94.4	..	2.2	2.1	1.7	2.0	..	
13. Penugudur	92.6	93.6	93.0	93.0	92.0	93.7	2.5	2.3	2.2	2.6	1.1	
14. Gurusnapalle	95.0	92.8	90.5	1.3	1.3	2.8	..	
15. Pandraka	94.7	96.1	93.7	92.0	..	1.5	0.4	1.3	2.7	..	
16. Manginapudi	93.5	93.9	93.4	91.9	92.3	..	2.6	2.2	2.3	2.0	..	
17. Chinnaganjam North A		92.3	93.1	88.4	91.9	..	1.7	1.0	1.2	2.9	..	
18. Chinnaganjam South A	94.2	93.1	..	89.8	91.3	..	1.1	..	1.3	2.1	..	
19. Kanuparti	94.7	93.9	97.4	92.9	93.0	..	1.6	0.6	1.7	2.1	..	
20. Pakala	95.8	93.2	92.7	92.4	..	0.7	3.1	1.9	1.6	..	
21. Iskapalle	97.2	95.6	95.7	92.9	93.6	93.1	1.4	1.4	2.0	2.4	3.0	
22. Krishnapatnam East	94.2	93.3	93.1	91.7	91.3	..	2.7	2.1	1.0	3.1	..	
23. Krishnapatnam Extension I	95.1	94.1	92.3	90.9	..	1.2	1.6	2.5	3.9	..	
24. Krishnapatnam West Extension II	94.3	94.0	92.1	92.9	..	2.3	1.5	2.3	1.9	..	

several factories in the Madras Presidency in 1924, 1925, 1926, 1927 and 1928.

Magnesium sulphate.					Calcium salts.					Dirt.					
1924.	1925.	1926.	1927.	1928.	1924.	1925.	1926.	1927.	1928.	1924.	1925.	1926.	1927.	1928.	
13	14	15	16	17	18	19	20	21	22	23	24	25	26	27	
Factories.															
0.3	0.3	1.1	1.3	0.9	0.9	1.4	1.6	1.9	1.8	2.2	3.8	6.2	6.0	2.5	1
0.3	0.6	1.5	0.9	..	1.2	1.2	1.0	1.3	..	2.2	1.5	1.3	3.1	..	2
1.0	0.5	1.1	1.0	1.0	0.6	0.6	1.1	1.0	0.9	1.2	1.9	1.6	3.7	4.3	3
0.9	1.8	1.7	1.6	1.4	1.3	1.0	1.3	1.8	0.7	2.0	1.5	2.3	2.9	3.1	4
..	..	1.6	1.1	1.6	1.3	1.2	0.5	1.8	3.5	3.6	5
0.8	0.8	1.4	1.3	1.1	1.1	1.0	1.1	1.5	1.0	2.0	1.9	1.7	2.9	4.4	6
1.0	..	1.0	..	1.3	0.9	..	0.8	..	0.7	1.9	..	2.7	..	3.5	7
0.8	0.9	1.2	1.0	0.9	0.9	1.1	0.9	1.0	0.6	2.0	2.4	1.5	2.3	2.7	8
0.7	0.8	1.3	1.2	1.2	1.0	1.1	1.1	1.4	0.9	1.9	2.2	2.4	3.5	3.4	
Excise Factories.															
1.3	0.8	1.3	1.1	..	0.9	1.2	1.5	0.9	..	2.3	3.0	5.5	3.4	..	1
1.0	0.5	1.3	0.9	..	0.6	0.7	0.5	0.9	..	1.1	1.4	2.1	1.9	..	2
1.2	0.8	0.9	0.5	..	0.7	0.9	0.7	0.8	..	1.0	1.9	1.8	1.7	..	3
..	1.1	0.8	2.8	..	4
..	1.0	0.7	2.6	..	5
..	1.1	0.6	2.0	..	6
1.0	0.6	1.2	0.6	..	0.5	0.7	0.6	1.0	..	2.9	2.9	3.5	2.7	..	7
1.6	1.0	1.8	2.3	..	0.9	0.5	0.6	1.8	..	3.8	1.4	1.9	0.4	..	8
1.2	0.5	1.2	1.4	..	0.8	1.0	1.0	1.7	..	2.7	4.6	4.7	4.8	..	9
1.3	0.7	1.1	1.5	..	0.9	0.9	1.0	1.5	..	2.9	4.7	3.2	4.0	..	10
..	..	0.7	0.9	1.2	1.7	1.2	1.6	3.8	6.6	2.1	11
1.3	1.2	1.5	1.1	..	0.6	0.8	0.7	0.9	..	0.6	0.7	1.2	1.7	..	12
1.3	0.8	1.2	1.5	1.4	0.9	1.1	1.1	0.9	0.5	1.4	2.6	2.4	3.0	3.2	13
..	0.3	1.1	1.0	1.2	1.1	1.5	2.0	3.2	4.2	..	14
0.7	0.2	0.7	0.9	..	1.2	0.8	1.2	1.3	..	1.9	2.4	2.9	3.1	..	15
1.0	0.9	1.4	1.5	..	1.0	1.0	1.1	1.1	..	2.0	2.8	3.3	2.8	..	16
1.2	0.4	2.2	1.0	..	1.2	1.5	1.7	1.7	..	3.5	4.0	6.4	2.5	..	17
1.1	..	1.0	1.3	..	1.2	..	1.8	1.5	..	3.4	..	6.1	3.8	..	18
1.4	0.1	0.9	1.1	..	1.0	0.5	1.4	1.8	..	2.0	1.3	3.0	2.1	..	19
1.3	1.6	1.8	1.3	..	0.8	1.0	0.9	1.8	..	1.0	0.9	2.7	2.8	..	20
1.1	0.9	1.4	0.8	0.7	0.7	0.7	0.7	1.2	1.9	0.9	1.1	2.2	2.0	1.3	21
2.3	1.7	1.1	0.9	..	0.7	0.5	0.4	1.5	..	1.0	1.9	2.8	3.2	..	22
1.8	1.2	2.2	0.9	..	0.7	1.1	0.7	1.4	..	1.1	2.1	2.3	2.9	..	23
1.5	0.6	1.9	1.7	..	1.0	1.2	1.0	0.5	..	0.8	2.5	2.7	3.0	..	24

Statement showing the results of analyses of samples of salt manufactured in the several

Factories.	Sodium chloride.						Magnesium chloride.					
	1876.	1924.	1925.	1926.	1927.	1928.	1924.	1925.	1926.	1927.	1928.	
1	2	3	4	5	6	7	8	9	10	11	12	
												EXCISE AND MODIFIED
25. Krishnapatnam Extension III	..	93.4	94.4	94.1	92.3	..	1.3	1.4	1.6	1.8	..	
26. Tada	..	93.5	93.0	91.1	92.4	..	2.7	3.1	2.6	2.9	..	
27. Tada Extensions I, III and IV	..	94.8	92.6	91.6	92.6	..	2.3	2.6	2.1	2.7	..	
28. Covelong	..	95.2	95.5	95.1	94.8	91.6	1.4	1.6	1.4	2.1	2.9	
29. Cheyur	93.2	..	94.8	94.6	..	93.2	..	1.7	1.2	..	1.8	
30. Chunnampet	..	95.0	94.6	93.1	93.9	93.9	1.0	1.6	1.3	1.9	1.4	
31. Markkanam	91.0	94.8	..	92.6	93.0	93.1	1.6	..	1.0	1.8	0.7	
32. Karambalam-M. E. block	94.9	0.2	
33. Cuddalore	..	94.5	93.1	94.0	95.1	..	2.1	2.8	1.6	1.3	..	
34. Manambadi	..	94.9	94.1	93.7	93.9	..	1.6	2.3	1.7	3.1	..	
35. Neidavasal	95.3	92.4	93.0	92.4	91.8	..	2.7	2.4	2.7	2.2	..	
36. Tranquebar	..	93.1	91.3	93.9	91.5	91.6	2.3	3.1	2.0	2.9	1.9	
37. Nagespatam	87.4	92.7	92.8	92.5	91.0	..	2.5	2.7	1.8	3.4	..	
38. Vedaranniyam	92.2	95.0	94.6	93.4	92.2	..	1.4	2.0	2.2	2.1	..	
39. Adrampatnam	94.7	..	94.7	95.4	95.7	94.1	..	2.8	1.1	2.1	1.2	
40. Adrampatnam Extension	..	95.3	94.7	95.0	93.2	93.7	1.6	1.7	1.3	2.8	0.9	
41. Thambikkottai	..	95.5	94.7	95.0	93.2	93.7	1.6	1.7	1.3	2.8	0.9	
42. Kattumavadi Lakshmi Pans A.	..	94.6	93.2	95.0	93.6	94.2	1.0	1.3	1.7	1.6	1.4	
43. Theethandathanam	..	94.9	94.6	93.8	92.2	..	2.3	1.9	1.9	2.4	..	
44. Vattanam	..	95.1	93.3	95.6	94.1	..	1.9	2.6	1.5	2.3	..	
45. Manakkudi A	..	94.2	95.9	1.1	0.9	
46. Morekolam	95.4	94.0	..	94.7	93.9	..	2.5	..	1.3	1.9	..	
47. Veppafodal	..	95.6	93.2	92.6	1.6	3.4	2.7	
48. Arasadi	94.2	94.7	95.3	94.9	92.8	93.0	1.2	1.8	1.9	2.6	2.8	
49. Karapad	94.7	94.1	94.8	93.7	94.5	93.2	2.6	2.6	3.2	2.3	2.5	
50. Urani	..	93.4	94.5	94.6	96.5	92.1	3.4	2.7	2.2	1.0	2.9	
51. Levingepuram	..	94.6	94.4	93.8	94.5	93.2	2.2	2.6	2.1	2.2	3.3	
52. Sevandakulam	95.5	94.2	94.1	95.1	93.3	93.1	2.7	3.0	1.1	2.1	3.2	
53. Sevandakulam Extension	94.2	94.9	2.2	1.6	..	
54. Kayalpatnam	91.6	93.7	94.0	92.6	90.8	90.2	2.7	2.2	2.3	4.0	5.1	
55. Kayalpatnam Extension	92.9	90.2	1.9	5.2	..	
56. Arumuganeri	..	96.4	94.1	95.4	94.4	93.2	1.3	2.7	0.9	1.7	2.8	
57. Keeranur	..	95.1	94.0	94.1	92.1	92.0	2.4	2.4	1.8	3.1	3.8	
58. Kulasekarapatnam	..	94.8	94.4	95.4	95.9	92.5	2.2	1.9	1.2	1.2	3.3	
Average	..	94.4	94.2	93.3	92.9	92.9	1.9	1.9	1.7	2.3	2.3	

N.B.—Factories marked A were converted into Modified Excise from 1st January 1928.

factories in the Madras Presidency in 1924, 1925, 1926, 1927 and 1928—contd.

Magnesium sulphate.					Calcium salts.					Dirt.					
1924.	1925.	1926.	1927.	1928.	1924.	1925.	1926.	1927.	1928.	1924.	1925.	1926.	1927.	1928.	
13	14	15	16	17	18	19	20	21	22	23	24	25	26	27	
EXCISE FACTORIES—contd.															
1.8	0.9	1.5	1.2	..	1.0	1.2	1.6	1.2	..	0.8	1.0	1.7	8.5	..	25
1.8	1.7	1.1	1.3	..	0.7	0.7	1.9	1.0	..	1.1	1.4	8.1	2.4	..	26
1.8	1.6	1.4	1.1	..	0.4	1.2	1.6	1.1	..	0.7	2.0	8.2	2.5	..	27
1.2	0.7	0.6	0.9	1.6	0.6	0.7	0.9	0.7	0.5	0.5	1.5	1.9	1.5	8.3	28
..	1.3	0.9	..	1.4	..	1.1	0.9	..	0.7	..	1.1	2.1	..	2.8	29
1.0	1.1	0.9	0.5	0.9	0.9	1.3	1.0	1.7	0.9	1.0	1.4	1.9	2.0	2.8	30
1.6	..	1.3	1.1	1.4	0.9	..	1.3	2.4	0.4	1.2	..	8.7	1.7	4.4	31
..	1.0	1.2	2.8	32
1.2	1.2	1.1	1.1	..	0.7	1.2	0.7	0.6	..	1.6	2.2	2.4	2.0	..	33
1.4	1.5	0.9	0.5	..	0.5	0.6	0.6	1.1	..	1.3	1.3	8.0	2.4	..	34
2.1	1.2	1.7	1.3	..	0.9	0.9	1.2	1.2	..	1.9	2.2	1.9	8.5	..	35
2.2	1.8	1.4	1.5	1.9	0.8	1.3	1.1	1.0	1.5	1.6	2.2	1.5	8.1	2.9	36
1.3	1.9	1.3	1.3	..	1.1	0.8	0.9	1.2	..	2.2	1.7	8.1	8.1	..	37
0.9	1.0	1.3	1.2	..	0.6	0.5	0.9	1.0	..	1.9	1.4	2.2	8.5	..	38
..	1.2	0.7	0.5	1.2	..	0.8	0.7	1.2	0.5	..	1.0	1.9	2.5	8.0	39
1.5	0.8	0.8	..	0.9	..	0.6	0.5	..	1.2	..	1.5	0.8	40
0.9	0.7	1.0	0.8	1.4	0.7	0.9	0.6	0.9	1.0	1.6	1.8	1.2	2.3	3.1	41
0.8	1.0	0.8	0.9	1.3	1.0	1.0	0.9	1.3	0.7	2.5	2.6	1.4	2.6	2.1	42
1.4	1.1	1.5	1.1	..	0.6	0.7	0.9	1.0	..	0.6	1.6	1.7	8.3	..	43
1.2	1.9	1.1	0.7	..	0.6	0.5	0.8	1.1	..	1.1	1.4	1.3	1.8	..	44
1.3	0.1	0.6	0.8	2.6	1.9	45
1.3	..	1.1	0.9	..	0.8	..	0.8	1.2	..	1.1	..	1.6	2.1	..	46
0.7	1.2	1.7	1.1	0.4	0.6	1.0	1.8	2.3	47
1.1	0.8	1.2	1.7	1.6	1.4	0.6	0.8	1.3	1.0	1.6	1.3	1.2	1.6	1.8	48
1.7	1.1	1.3	0.5	1.3	1.1	0.7	1.0	0.9	1.1	0.4	0.4	1.5	1.8	1.8	49
2.2	1.1	1.0	0.1	1.3	0.5	1.8	0.8	0.6	0.9	0.3	0.6	1.2	1.8	2.8	50
1.4	1.9	1.1	1.1	1.4	0.8	1.4	1.1	0.6	0.6	0.8	0.6	1.7	1.6	1.4	51
1.6	1.3	1.1	1.0	1.4	0.8	0.8	0.9	0.8	0.8	0.7	0.8	1.7	2.8	2.5	52
..	1.0	0.9	0.8	..	1.1	0.6	1.3	2.0	53
1.8	1.6	1.5	2.3	1.5	1.2	1.1	1.6	1.8	1.2	0.8	0.8	1.5	1.2	2.1	54
..	1.9	2.2	0.8	1.5	1.6	0.9	55
0.8	1.3	0.8	0.4	1.3	0.6	0.8	1.3	1.2	1.0	0.9	0.9	1.5	2.3	1.7	56
1.1	1.3	1.2	1.1	1.5	0.6	0.9	1.2	1.2	0.6	0.8	1.2	1.5	2.5	2.1	57
1.4	1.8	1.1	1.0	1.7	1.0	0.6	0.9	0.5	1.0	0.5	1.2	1.2	1.4	1.5	58
1.4	1.1	1.2	1.1	1.4	0.8	0.9	1.0	1.1	0.9	1.4	1.6	2.6	2.7	2.4	